



# BAYLOR

## MEN'S BASKETBALL



### GAME 30



## BAYLOR (17-12, 9-9 Big 12) vs. TCU (16-13, 9-9 Big 12)

March 4, 2025 • 7:00 pm CT • ESPN+ and The ESPN App • Listen: Baylor Sports Media Network via ESPN Central Texas  
Fort Worth, Texas • Schollmaier Arena (8,500) • Social Media: @BaylorMBB | #SicEm | #CultureofJOY

### MEDIA INFORMATION

TV: ESPN+ and the ESPN App

Talent: Mark Neely (pxp), King McClure (analyst)

BU Radio: Baylor Sports Media Network via ESPN  
Central Texas 1660 AM & 92.3 FM

Talent: John Morris (pxp), Pat Nunley (analyst)

Satellite Radio: Sirius 380 or on the [SXM App](#)

Social Media: @BaylorMBB | #SicEm | #CultureofJOY

All-Time Series Baylor leads 107-88

Drew Era Baylor leads 18-7

Waco Baylor leads 57-41

Fort Worth Baylor leads 45-43

Neutral Baylor leads 5-3

Last Meeting TCU won 74-71 on 1/19/25 in Waco

### 2024-25 SCHEDULE & RESULTS

DATE	BU	OPP	OPPONENT	TV	TIME/SCORE
N4	8/8	6/7	at Gonzaga <sup>1</sup>	ESPN2	L, 63-101
N9	8/8	16/16	vs. Arkansas <sup>2</sup>	ESPN	W, 62-67
N12	12/14	-	SAM HOUSTON	ESPN+	W, 104-67
N17	12/14	-	TARLETON	ESPN+	W, 104-41
N21	13/14	22/21	vs. St. Johns <sup>2</sup>	CBSSN	W, 99-98 <sup>OT</sup>
N22	13/14	11/9	vs. Tennessee <sup>2</sup>	CBSSN	L, 62-77
N27	17/18	-	NEW ORLEANS	ESPN+	W, 91-60
D4	15/16	25/rv	vs. UCONN <sup>3</sup>	FS1	L, 76-72
D9	rv/25	-	ACU	CBSSN	W, 88-57
D11	rv/25	-	NORFOLK STATE	ESPN+	W, 94-69
D27	25/23	-	ARLINGTON BAPTIST	ESPN+	W, 107-53
D31	25/21	-	UTAH	ESPN+	W, 81-56
J4	25/21	3/3	• at Iowa State	CBS	L, 55-74
J7	rv/rv	rv/rv	• CINCINNATI	ESPN+	W, 68-48
J11	rv/rv	-	• at Arizona State	ESPN+	W, 72-66 <sup>OT</sup>
J14	25/24	rv/rv	• at Arizona	ESPN	L, 70-81
J19	25/24	-	• TCU	ESPN	L, 71-74
J22	rv/rv	-	• KANSAS STATE	ESPN	W, 70-62
J25	rv/rv	-	• at Utah	ESPN2	W, 76-61
J28	rv/rv	-	• at BYU	ESPN2	L, 89-93 <sup>OT</sup>
F1	rv/rv	11/11	• KANSAS	ESPN	W, 81-70
F4	rv/rv	13/12	• at Texas Tech	ESPN2	L, 73-59
F8	rv/rv	-	• UCF	ESPN+	W, 91-76
F10	nr/rv	5/5	• at Houston	ESPN	L, 65-76
F15	nr/rv	-	• WEST VIRGINIA	ESPN2	W, 74-71 <sup>OT</sup>
F17	-	19/18	• ARIZONA	ESPN	L, 67-74
F22	-	-	• at Colorado	ESPN+	L, 74-76
F25	-	-	• at Cincinnati	ESPN2	L, 67-69
M1	-	-	• OKLAHOMA STATE	ESPN+	W, 71-61
M4	-	-	• at TCU	ESPN+	7pm
M8	-	-	• HOUSTON	ESPN	9pm
M11-M15	-	-	Big 12 Championship	TBD/TBD	

#### SCHEDULE KEY

- 1 — Veterans Memorial Arena; Spokane, Wash
- 2 — American Airlines Center; Dallas, Texas
- 3 — Continental Tire Baha Mar Championship; Nassau, Bahamas
- 4 — Big 12 Big East Battle; Storrs, Conn. (Gampel Pavilion)
- 5 — Big 12 Championship; Kansas City, Mo. (T-Mobile Center)

Rankings: AP/Coaches at time of game; All times Central

### BAYLOR ATHLETICS COMMUNICATIONS

JOSIE HUTTON Associate Director | Communications

254-709-7720 • [Josie\\_Hutton@baylor.edu](mailto:Josie_Hutton@baylor.edu)

### STORY LINES

- Baylor ventures to Fort Worth on Tuesday to wrap up its road slate, taking on TCU at 7 p.m.
- The Bears are coming off a 71-61 win over Oklahoma State on Saturday, honoring a trio of seniors, including guards **Jayden Nunn** and **Jeremy Roach**, and forward **Norchad Omier**.
- BU fell in the lone meeting in the series earlier in the year, as TCU posted a 74-71 win over the Bears at Foster Pavilion on Jan. 19. The Frogs outscored the Bears 42-32 in the final period to rally from a seven-point hole to post the win, evening both team's records at 3-3 in league play. **Norchad Omier** led the Bears with 20 points and 11 rebounds, while **VJ Edgcombe** chipped in 18 points.
- Baylor leads the all-time series with TCU, 107-87 and own a 45-43 margin in the series in games played at TCU.
- The Bears have won 18 of the last 25 meetings in the series and have won four straight meetings in Fort Worth.
- The win for the Bears over Oklahoma State on Saturday snapped a three-game losing streak, that featured a 69-67 loss at Cincinnati, a 76-74 loss at Colorado and a 74-67 setback vs. No. 19 Arizona.
- Baylor erupted in the second half vs. Oklahoma State, extending a two-point halftime lead with a 45-point second stanza. **Jeremy Roach** chipped in a season-high 21 points with four rebounds and three assists off the bench, while **Robert O. Wright III** had 16 points and **Norchad Omier** had 10 points and 13 rebounds.
- The Bears shot 23.53% from the field in the first half vs. OSU before sinking 14 of 25 shots (56%) in the second half that featured six 3-pointers. BU held OSU to a 38.8% clip from the field in the win.
- BU pulled down 29 rebounds in the first half vs. OSU, the most rebounds in a half in Big 12 play for BU in the last five years.
- It marked the fifth straight win for the Bears over Oklahoma State, the second-longest win streak in series history.
- Against OSU, BU's **Norchad Omier** recorded his 17th double-double of the season, equaling the most by a Baylor player since Rico Gathers had 17 in 2014-15.
- **Omier's** 17 double-doubles this season rank as the third-most in program history and two shy of **Jerome Lambert** (1993-94), who had 19.
- With 1,618 career rebounds, **Omier** moved past **Bill Russell** for 13th all-time, and sits just behind **Al Innis** (1,667) from St. Francis (N.Y.).
- **VJ Edgcombe** continues to climb draft boards, averaging a team-leading 17.2 points per game over his last 12 games, shooting 47.2% from the field, 40.4% from three and 79.4% from the free-throw line.
- **Edgcombe** ranks eighth in the Big 12, averaging 16.3 points per game in conference play and with 14.6 points per game, he is on pace for the fifth-best scoring average by a freshman in BU history.
- **Robert Wright** now holds Baylor's single-season freshman assist record (128), which comes after setting the single-game freshman record of 13 against Norfolk State earlier this season.
- The Bears have lost 32 games and counting due to injuries this season: **Langston Love** (14), **Jeremy Roach** (6), **Jalen Celestine** (4) **VJ Edgcombe** (2) and **Josh Ojianwuna** (6) (Out for the season).
- Of the 1,185 minutes of game time this season, Baylor has had it's full complement of rotation players for just 189:56 (15.9%).
- Baylor has 8+ Big 12 wins for a 14th-straight season after winning 8+ game just three times in the league's first 15 years.
- The only team in the league with 11+ Big 12 wins in each of the last five seasons, Baylor is in search of its seventh-straight season with double-digit conference wins.

### TEAM INFORMATION

#### BAYLOR (17-12, 9-9 Big 12)

Ranking	NR — AP, NR — Coaches
Head Coach	Scott Drew (Butler, 1993)
Career Record	481-267 (23rd season)
BU Record	461-256 (22nd season)
vs. TCU	18-7

#### TCU (16-13, 9-9 Big 12)

Ranking	NR — AP, NR — Coaches
Head Coach	Jamie Dixon (TCU, 1987)
TCU Record	176-123 (Ninth Season)
Career Record	504-246 (22nd Season)
vs. Baylor	7-9
SID	Steven Schoon — <a href="mailto:S.SCHOON@tcu.edu">S.SCHOON@tcu.edu</a>

### BAYLOR 2024-25 STATS

#	P	NAME	YR	PPG	RPG	APG	MPG
15	F	Norchad Omier	5th	15.6	10.4	1.0*	30.9
7	G	VJ Edgcombe	Fr.	14.6	5.4	3.3	32.0
1	G	Robert Wright	Fr.	12.0	2.3	4.4	29.9
3	G	Jeremy Roach	5th	11.0	2.0	2.9	30.2
13	G	Langston Love	RJr.	9.1	2.8	1.2	27.0
2	G	Jayden Nunn	Sr.	9.0	2.8	1.5	28.7
32	F	Jalen Celestine	Gr.	7.7	3.4	0.7	24.2
17	F	Josh Ojianwuna	Jr.	7.4	6.4	0.8*	24.7
5	F	Jason Asemota	Fr.	1.6	1.7	0.2	6.9
25	G	Omar Adegbola	RFr.	1.2	0.3	0.1	2.2
22	F	Marino Dubravcic	Fr.	0.8	0.6	0.0*	2.9
21	G	Davidson Hubbard	Gr.	0.7	0.6	0.0	2.2

\* - blocks per game

PRONUNCIATIONS		
Omar	ADEGBOLA	AH-deg-bowl-uh
Jason	ASEMOTA	AH-su-MOAT-uh
Jalen	CELESTINE	Cell-LESS-steen
MARINO	DUBRAVCIC	Muh-REEN-o Do-BRA-wuh-chich
VJ	EDGECOMBE	EDGE-comb
YANIS	NDJONGA	YAW-ness JOHN-go
Josh	OJIANWUNA	Oh-JON-wuh-nuh
NORCHAD	OMIER	NOR-chad OH-meer

BAYLOR IN THE RANKINGS			
WEEK	W/L	AP	COACHES
Preseason	0-0	8th(1,109)	8th (545)
Nov. 11	1-1	12th (806)	14th (328)
Nov. 18	3-1	13th (765)	14th (370)
Nov. 25	4-2	17th (482)	18th (244)
Dec. 2	5-2	15th (567)	16th (262)
Dec. 9	5-3	RV (150)	25th (99)
Dec. 16	7-3	RV (115)	RV (79)
Dec. 23	7-3	25 (123)	23 (83)
Dec. 30	8-3	25 (139)	21 (113)
Jan. 6	9-4	RV (32)	RV (49)
Jan. 13	11-4	25th (119)	24th (72)
Jan. 20	11-6	RV (4)	RV (2)
Jan. 27	13-6	RV (8)	RV (4)
Feb. 3	14-7	RV (3)	RV (1)
Feb. 10	15-8	NR	RV (1)
Feb. 17	16-9	NR	NR
Feb. 24	16-11	NR	NR
March 3	17-12	NR	NR

ACTIVE STREAKS	
CONSECUTIVE STARTS	
43	Norchad Omier (29 at BU)
13	Robert Wright
7	VJ Edgcombe
6	Langston Love
5	Jalen Celestine

CONSECUTIVE GAMES PLAYED	
43	Norchad Omier (29 at BU)
29	Robert Wright
13	Jalen Celestine
8	Jeremy Roach
7	VJ Edgcombe
7	Langston Love
3	Marino Dubravcic

CONSECUTIVE GAMES WITH 3-POINTER	
5	Jayden Nunn
3	Jalen Celestine

CONSECUTIVE GAMES WITH 10+ POINTS	
11	Norchad Omier

- QUICK HITS**
- Baylor is the only team in the country to be a top-3 seed in each of the last four NCAA Tournaments.
  - BU joins Gonzaga, Kansas and Houston as one of four teams to win a game in each of the last five NCAA Tournaments.
  - The Bears are the only team in the Big 12 with 11+ conference wins in a Power-5 conference in five-straight seasons.
  - The Bears have now been ranked in the top-10 for a sixth-straight year, one of just five programs (Duke, Gonzaga, Kentucky and Kansas) to accomplish that feat.
  - Selected 19th overall by the New Orleans Pelicans in June’s NBA Draft, **Ja’Kobe Walter** gave BU four-straight top-19 picks for the first time in program history, the only school in the country to claim that distinction (**Keyonte George** 16th overall to Utah, **Jeremy Sochan** 9th overall to San Antonio in 2022 **Davion Mitchell** 9th overall to Sacramento in 2021).
  - The Bears have had 13 picks in the last 12 drafts, which is the most in the state of Texas and second-most in the Big 12 since 2012.
  - Baylor is on a school-record streak of 12-consecutive postseason appearances, the nations fifth-longest active streak.
  - The Bears have gone to 10 NCAA Tournaments and two National Invitation Tournaments since 2012.
  - BU is 82-10 in home games over the last six seasons.
  - Baylor is 35-22 against ranked teams over the last six seasons, including a 17-4 mark at home.
  - Baylor will play its first full season in the brand-new state of the art Foster Pavilion.
  - Baylor has reached the 25-win milestone in three of the last five seasons and in 7 of the last 15 years. Prior to that, BU reached 25 wins just once in the program’s first 103 years (25-5 in 1945-46).
  - Baylor’s 73-31 Big 12 record over the last six seasons is the second best record of any Power-5 team in that span
  - Head coach **Scott Drew** is in his 22nd season at Baylor with a school-record 461 career victories.
  - **Drew** is tied for the eighth longest-tenured head coach in Division I men’s college basketball.
  - **Drew** is a part of the second-winningest college basketball family. Entering the 2024-25 season, Scott, his brother Bryce (GCU) and their Dad Homer combined for 1,400 wins, 224 wins behind the Iba Family for most wins among father/son combinations in division I college basketball.
  - Baylor is playing its 717th game of the 22-year Drew era – more than half (394) have been as a ranked team.
  - Over the last six seasons, Baylor is 111-13 when leading at the half and 136-21 when taking a 2nd-half lead.
  - The Bears have been ranked in 103 of the last 114 AP Polls, after having it’s 36-week streak snapped on Dec. 9th
  - BU spent a school-record 54-straight weeks ranked in the top-10 of the AP Poll, from Dec. 16, 2019-Dec 5, 2022.
  - BU set a school-record streak of 65-straight weeks ranked in the AP Top 25 from Nov. 5, 2019 to Jan 9, 2023 (1,161 days).
  - Baylor has been ranked in all 25 spots in the AP Top 25 at some point in the last 8 years.
  - Baylor has been No. 1 ranked in 4 of the last 9 seasons (Gonzaga, Duke and Kansas are only others).
  - Baylor and Kansas are the only Power-5 schools to win 18+ games every year since 2008.
  - BU has built double-digit leads in 132 of 170 games over the last five seasons (123-9).
  - Baylor has won 89% of its games when leading at the half since 2011-12 (261-31).
  - Entering 2024-25, Baylor is averaging 24.5 wins per season since 2011-12.
  - Baylor’s 336 wins since 2011-12 are second-most in the Big 12 behind only Kansas (374).
  - Baylor is 427-184 since 2007-08, the first year Drew’s staff had a full allotment of scholarships.
  - Thirteen of Baylor’s 14 starting point guards under Drew have earned All-Big recognition (17 of last 18 seasons).
  - Baylor is 145-47 over the last six seasons, the nation’s third-best winning percentage among Power-5 teams in that span (.755%).

2024-25 BAYLOR BASKETBALL ROSTER							
NO.	NAME	POS.	HT.	WT.	CL.	EXP.	HOMETOWN/HIGH SCHOOL (PREVIOUS COLLEGE)
1	Robert Wright III	G	6-1	183	F		Wilmington Delaware/Montverde Academy
2	Jayden Nunn	G	6-4	190	S		Flint, Mich./Dream City Academy/ VCU
3	Jeremy Roach	G	6-2	180	5th		Leesburg, Va./St. Paul VI/Duke
5	Jason Asemota	F	6-8	200	F		Lynn, Mass./Hillcrest Prep
7	VJ Edgcombe	G	6-5	180	F		Bimini Bahamas/Long Island Lutheran HS
11	Kaleb Jackson	G	6-2	175	F		Lake Forest, Illinois/Carmel Catholic HS/
13	Langston Love	G	6-5	210	R-Jr		Universal City, Texas/ Montverde Academy
15	Norchad Omier	F	6-7	244	5th		Bluefields Nicaragua/Miami Prep (Fla.)/ Arkansas State/ Miami
17	Josh Ojianwuna	F	6-10	230	Jr		Asaba, Nigeria/NBA Global Academy
21	Davidson Hubbard	G	6-5	215	GS		Charlotee, N.C./Ardrey Kell/Hampden-Sydney
22	Marino Dubravcic	F	6-10	228	F		Split, Croatia/Obrtna tehnicka
25	Omar Adegbola	G	6-4	205	R-Fr		Houston, Texas/Montverde Academy
32	Jalen Celestine	G	6-7	215	GS		Ajax, Ontario/Long Island Lutheran HS/ California
41	Yanis Ndjonga	F	6-7	210	R-So		Yaounde, Cameroon/College Francois-Xavier Vogt/New Mexico Military Institute
43	Cameron Carr	G	6-5	175	So.		Eden Prairie, Minn. / Link Academy (Tennessee)

**COACHING STAFF**  
**Head Coach:** Scott Drew (Butler, 1993), 22nd season at Baylor (23rd season as a Division 1 Head Coach)  
**Assistant Coach:** Jared Nuness (Valparaiso, 2001), 15th season at Baylor  
**Assistant Coach:** Tweety Carter (Baylor, 2010) Third season at Baylor  
**Assistant Coach:** Bill Armstrong (Link Academy, 2024) First season at Baylor  
**Assistant Coach:** Steve Henson (Kansas State, 1990) First season at Baylor  
**Assistant Coach:** Melvin Hunt (Baylor, 1987) First season at Baylor  
**Director of Basketball Operations:** Ty Beard (Baylor, 2009), Eighth season at Baylor  
**General Manager:** Jason Smith (Baylor, 2007), Fourth season at Baylor  
**Director of Video Operation:** Gabe Awbrey (Manhattan Christian College, 2022), First Season at Baylor  
**Director of Athletics Performance:** Charlie Melton (Baylor, 2005), 22nd season at Baylor  
**Assistant AD of Athletic Medicine:** Dave Snyder (Baylor 2017), Seventh year at Baylor  
**Assistant Director of Operations:** Matt Rodgers (Baylor 2003), 1st season at Baylor

## ONE OF THE GREATEST REBUILDS IN NCAA HISTORY

- **Scott Drew** became Baylor's head coach in 2003, starting of one of the greatest rebuilds in NCAA history.
- Drew is one of eight active men's Division I coaches with at least 400 wins at their current school.
- Drew is one of two active coaches to have won an NCAA Title and an NIT Title. He is the only active coach to have won both at the same school (John Calipari NCAA: Kentucky, NIT: Memphis).
- Drew was named 2020 NBC Sports National Coach of the Year and 2017 Basketball Times National COY.
- Drew is now in his 22nd season at Baylor and is the school's all-time wins leader (461).
- Baylor has a .698 winning percentage (427-185) since Drew's first year with no scholarship restrictions in 2007-08 and a .709 winning percentage (336-138) over the last 12 seasons since 2011-12.
- Drew (54) is the second-youngest active collegiate head coach to win a National Championship.
- **Drew** is one of just seven active coaches with at least 450 wins at their current institution (Mark Few, Tom Izzo, Bill Self, Greg Kampe, Randy Bennett, Matt Painter)
- In Drew's first 21 seasons at Baylor, 58 players have gone on to professional careers.
- Was announced as a member of the Texas Sports Hall of Fame Class of 2023.
- He was the 23rd BU player or coach to be inducted into the Texas Sports Hall of Fame

## NATION'S-BEST 35-23 VS. RANKED TEAMS OVER LAST FIVE SEASONS

- Baylor is 35-23 against AP Top-25 ranked teams since 2019-2020, the second-best mark in the nation.
- BU is 17-5 at home vs. ranked teams in the last five seasons – wins vs. #12 Arizona (Dec. 2019), #18 Butler (Dec. 2019), #14 West Virginia (Feb. 2020), #9 Kansas (Jan. 2021), #17 Oklahoma State (March 2021), #18 Texas Tech (March 2021), #6 Villanova (Dec. 2021), #20 Texas (Feb. 2022), #5 Kansas (Feb. 2022), #9 Kansas (Feb. 2023), #8 Texas (Feb. 2023), #18 BYU (Jan. 2024), #12 Iowa State (Feb. 2024), #23 Texas Tech, #25 Oklahoma, No. 7 Kansas (March 2024), and No. 11 Kansas (Feb. 2024) and losses by 3 points to #3 Kansas (Feb. 2020) and #19 Texas Tech (Jan. 2022).
- The record includes 18-18 away from home, with neutral wins vs. #17 Villanova (Nov. 2019), vs. #5 Illinois (Nov. 2020), vs. #18 Villanova (March 2021), vs. #10 Arkansas (March 2021), vs. #6 Houston (April 2021), #1 Gonzaga (April 2021), #8 UCLA and #14 Gonzaga, with road wins at #22 Texas Tech (Jan. 2020), at #4 Kansas (Jan. 2020), at #15 Texas Tech (Jan. 2021), at #6 Texas (Feb. 2021), at #6 West Virginia (March 2021), at #8 Iowa State (January 2022), at #21 Texas (Feb. 2022), at #17 TCU (Feb. 2023) and vs. Arkansas (Nov. 2024).

## BEARS/FROGS CLASH IN FORT WORTH

- Baylor and TCU will meet for the second time in the regular season on Tuesday, with the Frogs posted a 74-71 win over Baylor at Foster Pavilion on Jan. 19.
- The Bears lead the all-time series with TCU, 107-88 and own 45-43 mark in games played in Fort Worth.
- The Bears have won 18 of the last 25 meetings in the series and have won four straight meetings in Fort Worth.
- In the meeting on Jan. 19 in Waco, TCU outscored the Bears 42-32 in the second stanza to erase a first-half hole. The Bears got 20 points and 11 rebounds from **Norchad Omier**, while **VJ Edgcombe** had 18 points. TCU was led by Brendan Wenzel's 17 points in 25 minutes, and a 16-point, 15-rebound effort from Ernest Udeh Jr.
- Ranked No. 14 and facing a TCU team receiving votes, the Bears posted a 62-54 win at TCU in the last meeting in Fort Worth in 2023-24.
- The first meeting in the series came in 1908, a 37-6 Baylor win in Waco. The Bears won the first five meetings in the series.
- The longest winning streak in the series came from 1934-35 - 1941-42, a 14-game stretch of BU wins.

## UP NEXT

- The Bears will wrap up their regular season on Saturday, hosting Houston at 9 p.m. on ESPN.
- The Big 12 Championship in Kansas City at the T-Mobile Center, is set to start March 11.

## MILESTONE WATCH

- **Norchad Omier** has 85 career double-doubles, ranking fourth-most in college basketball history and shy of **Kenneth Faried** (Morehead State) for third all-time. Wake Forest's **Tim Duncan** ranks second (87) and La Salle's **Tom Gola** owns the all-time mark (96).
- **Omier** enters Tuesday with 1,618 career rebounds, the 12th most in NCAA history, and shy of **Kenneth Faried** (Morehead State) for 11th (1,673).
- **Omier's** 17 double-doubles are tied for the fourth-most in a season by a Baylor player and the most since Rico Gathers had 17 in 2014-15. He is now just three away from Baylor's single-season record of 19.
- **Rob Wright** has 128 assists this season, establishing the new freshman record at BU.
- **Scott Drew** is fourconference wins away from 200-career Big 12 wins.

## NOTABLE MARKS

- BU is 108-5 since 2019 when shooting a higher percentage than its opponent (Were 96-1 entering this year).
- Baylor has won 66 of it's last 68 games when shooting 50% or higher (only losses 1/25/25 @ BYU and 2/10 @ Houston).
- The Bears have been ranked in 103 of the last 114 AP Polls.



# SCOTT DREW

HEAD COACH

22ND SEASON AT BAYLOR

## THE DREW FILE

### PERSONAL

Birthdate: Oct. 23, 1970

Birthplace: Kansas City, Mo.

Family: Wife, Kelly; daughter Mackenzie, sons Peyton and Brody

### EDUCATION

College: Butler, 1993; Valparaiso, 1994 (Master's)

### COACHING EXPERIENCE

1993-01 Valparaiso (assistant coach)

2001-02 Valparaiso (associate head coach)

2002-03 Valparaiso (head coach)

2003-pres. Baylor (head coach)

## THE DREW WORKSHEET

YEAR	SCHOOL	OVERALL	CONF.
2002-03	Valparaiso	20-11	12-2
2003-04	Baylor	8-21	3-13
2004-05	Baylor	9-19	1-15
2005-06†	Baylor	4-13	4-12
2006-07	Baylor	15-16	4-12
2007-08	Baylor <sup>1</sup>	21-11	9-7
2008-09	Baylor <sup>2</sup>	24-15	5-11
2009-10	Baylor <sup>1</sup>	28-8	11-5
2010-11	Baylor	18-13	7-9
2011-12	Baylor <sup>1</sup>	30-8	12-6
2012-13*	Baylor <sup>2</sup>	23-14	9-9
2013-14	Baylor <sup>1</sup>	26-12	9-9
2014-15	Baylor <sup>1</sup>	24-10	11-7
2015-16	Baylor <sup>1</sup>	22-12	10-8
2016-17	Baylor <sup>1</sup>	27-8	12-6
2017-18	Baylor <sup>2</sup>	19-15	8-10
2018-19	Baylor <sup>1</sup>	20-14	10-8
2019-20	Baylor <sup>3</sup>	26-4	15-3
2020-21	Baylor <sup>1</sup>	28-2	13-1
2021-22	Baylor <sup>1</sup>	27-7	14-4
2022-23	Baylor <sup>1</sup>	23-11	11-7
2023-24	Baylor <sup>1</sup>	24-11	11-7
2024-25	Baylor	17-12	9-9
<b>TOTAL</b>	<b>23rd season</b>	<b>481-267</b>	<b>208-180</b>
<b>BAYLOR</b>	<b>22nd season</b>	<b>461-256</b>	<b>196-178</b>

† Baylor played no non-conference schedule due to NCAA sanctions.

\* Two of Baylor's wins were credited to interim head coach Jerome Tang.

<sup>1</sup> NCAA Tournament Appearances | <sup>2</sup> NIT Appearances | <sup>3</sup> COVID-19 pandemic

## DREW VS. 2024-25 OPPONENTS

OPPONENT	CAREER
Abilene Christian.....	1-0
Arizona.....	2-2
Arizona State.....	6-0
Arkansas.....	4-1
Arlington Baptist.....	1-0
BYU.....	4-2
Cincinnati.....	3-1
Colorado.....	7-8
Gonzaga.....	2-5
Houston.....	1-2
Iowa State.....	21-17
Kansas.....	10-29
Kansas State.....	19-19
New Orleans.....	2-0
Norfolk State.....	5-0
Northwestern State.....	5-0
Oklahoma State.....	27-18
Sam Houston.....	4-0
St. Johns.....	2-0
Tarleton.....	2-0
TCU.....	18-7
Tennessee.....	0-1
Texas Tech.....	25-17
UCF.....	2-0
UConn.....	0-1
Utah.....	2-0
West Virginia.....	18-8
<b>CAREER W-L TOTAL.....</b>	<b>481-267</b>



## MISCELLANEOUS STATISTICS

Current Streak.....	Won 1
Current Home Streak.....	Won 1
Current Neutral Streak.....	Lost 1
Current Road Streak.....	Lost 5
Last Win.....	Mar. 1 vs. Oklahoma State (71-61)
Last Home Win.....	Mar. 1 vs. Oklahoma State (71-61)
Last Neutral Win.....	Nov. 21 vs. St. John's (99-98 <sup>2OT</sup> )
Last Road Win.....	Jan. 25 at Utah (76-61)
Last Loss.....	Feb. 25 at Cincinnati (67-69)
Last Home Loss.....	Feb. 17 vs. Arizona (74-67)
Last Neutral Loss.....	Nov. 22, 2024 vs. Tennessee (62-77)
Last Road Loss.....	Feb. 25 at Cincinnati (67-69)

## 2024-25 RECORD BY STARTING LINEUP

Roach (g), Nunn (g), Edgcombe (g), Omier (f), Ojaniwuna (f).....	9-4
Roach (g), Nunn (g), Love (g), Omier (f), Ojaniwuna (f).....	0-1
Wright (g), Nunn (g), Edgcombe (g), Omier (f), Ojaniwuna (f).....	2-0
Wright (g), Roach (g), Edgcombe (g), Omier (f), Ojaniwuna (f).....	1-1
Wright (g), Nunn (g), Edgcombe (g), Omier (f), Ojaniwuna (f).....	3-1
Wright (g), Roach (g), Nunn (g), Omier (f), Ojaniwuna (f).....	0-1
Wright (g), Roach (g), Edgcombe (g), Love (g), Omier (f).....	0-1
Wright (g), Edgcombe (g), Love (g), Celestine (f), Omier (f).....	2-3

## RECORD WHEN...

	2024-25	DREW
	ALL	B12 ERA
Leading or tied at halftime	14-3	7-2 373-61
Trailing at halftime	3-9	2-7 89-195
Shoot 50 percent or higher	7-2	2-2 208-14
Shoot lower than 50 percent	10-10	7-7 254-243
Shoot higher pct than opponent	12-4	5-3 385-34
Shoot lower percentage than opp	5-8	4-6 78-222
Opp. shoot lower than 50 percent	15-6	8-6 426-139
Opp. shoot 50 percent or higher	1-6	0-4 36-118
Score fewer than 60 points	0-2	0-2 18-56
Score 60-plus points	17-10	9-7 445-201
Score 70-plus points	16-5	8-4 384-89
Score 80-plus points	10-1	3-1 203-17
Score 90-plus points	7-0	1-0 89-5
Score 100-plus points	3-0	0-0 32-1
Opp. score fewer than 50 points	2-0	1-0 48-1
Opp. score fewer than 60 points	5-0	2-0 164-9
Opp. score fewer than 70 points	13-1	6-1 327-60
Opp. score fewer than 80 points	15-8	8-6 432-169
Opp. score 80-plus points	1-3	0-2 26-86
Opp. score 90-plus points	1-2	0-1 5-25
More rebounds than opponent	14-4	8-2 344-100
Equal/fewer rebounds than opp.	3-8	1-7 119-156
Fewer turnovers than opp.	12-4	5-3 255-85
Equal/more turnovers than opp.	5-8	4-6 208-171
Games decided by 5 or fewer pts	2-5	1-4 89-77
OT games	3-1	1-1 25-11
Games as a ranked team	9-6	1-3 288-107
Games vs. AP ranked opponents	3-7	1-3 76-122
Games following a win	8-8	3-6 320-147
Games following a loss	9-4	6-4 142-109
More points in paint than opp.	14-2	6-0 315-100
Equal/fewer pts in paint than opp.	3-9	3-8 148-155
More points off TO than opp.	12-6	6-5 296-88
Equal/fewer pts off TO than opp.	5-6	3-4 167-169
More bench points than opp.	11-2	3-1 275-120
Equal/fewer bench points than opp.	5-10	5-8 187-136
More 2nd-chance points than opp.	14-4	6-3 289-135
Equal/fewer 2nd-ch. pts than opp.	3-7	3-5 174-120
Playing in November	5-2	— 103-20
Playing in December	4-1	1-0 102-23
Playing in January	4-4	4-4 106-76
Playing in February	3-5	3-5 90-82
Playing in March	1-0	1-0 60-54
Playing in April	—	— 4-1

## BIG 12 CONFERENCE: NCAA PROVING GROUND

- Since 2014-15, every Big 12 team that finished .500-or-better in league play has made the NCAA Tournament.
- Since 2009-10 every Big 12 team that has finished above .500 in league play has made the tournament since.
- In the history of the Big 12 Conference, 149 of 164 Big 12 teams (90.9%) that went .500 or better in regular-season conference play made the NCAA Tournament.
- Since the inception of the league, 137 of 144 Big 12 teams (95.1%) that went better than .500 in regular-season conference play made the NCAA Tournament.

## BEARS BACK ON TRACK WITH DISPATCH OF COWBOYS

- Baylor posted a 71-61 win over Oklahoma State on Saturday at the Foster Pavilion, using a strong second half to sink the Cowboys.
- The win for the Bears over Oklahoma State snapped a three-game losing streak.
- Baylor erupted in the second half vs. Oklahoma State, extending a two-point halftime lead with a 45-point second stanza. **Jeremy Roach** chipped in a season-high 21 points with four rebounds and three assists off the bench, while **Robert O. Wright III** had 16 points and **Norchad Omier** had 10 points and 13 rebounds.
- The Bears shot 23.53% from the field in the first half vs. OSU before sinking 14 of 25 shots (56%) in the second half that featured six 3-pointers. BU held OSU to a 38.8% clip from the field in the win.
- BU pulled down 29 rebounds in the first half vs. OSU, the most rebounds in a half in Big 12 play for BU in the last five years.
- It marked the fifth straight win for the Bears over Oklahoma State, the second-longest win streak in series history.

## NOT TO BE IN THE 'NATI

- Baylor missed a potential game-tying bucket in the final seconds and against the Bearcats to drop its third-straight game.
- BU shot .473 from the field to Cincinnati's .463 and its now 12-4 on the season when shooting a higher percentage than its opponent.
- The Bears are now 108-5 since 2019 when shooting a higher percentage than its opponent.
- **Norchad Omier** had 15 points to go along with a game-high 10 boards for his 16th double-double of the season, the most since Rico Gathers had 17 in 2014-15.

## BATTLE GOES TO THE BUFFS IN BOULDER

- Baylor out-rebound CU 37-33, BU is now 7-1 in Big 12 play when out-rebounding its opponent.
- Baylor had single-digit turnovers (7) for the eighth time this season, and are 5-3 in those games.
- BU's .362 field goal percentage was its lowest since shooting .339 at Texas Tech (2/4/25), and its third-lowest this season.
- **Omier** had game-highs in points (18) and rebounds (13) notching his 15th double-double of the season, the most by a Bear since Rico Gathers had 17 in 2014-15.

## CATS SCRATCH BEARS IN WACO

- Arizona swept the season series from the Bears with a 74-67 win at Foster Pavilion, the first series sweep at the hands of a Big 12 opponent since 2023.
- **VJ Edgcombe** had a game-high 24 points his team-leading fifth 20-point game this season.
- **Norchad Omier** scored 15 points and grabbed 11 rebounds for his 14th double-double of the season, becoming the first Baylor player since Johnathan Motley in 2016-17 to have 14 double-doubles in a season.

## CLAWING PAST THE MOUNTAINEERS

- BU outlasted a feisty West Virginia squad 74-71 in overtime, despite not making a field goal in the extra session.
- All nine of Baylor's points in OT came from the foul line, while junior **Langston Love** capitalized on his 12 trips to the charity stripe netting all 12 attempts.
- Saturday marked the eighth time in program history a player had gone 12-for-12 or better from the line and the first time since **Taurean Prince** made all 12 foul shots at Kansas on Jan. 2, 2016.
- With its eighth Big 12 win on Saturday, BU has 8+ Big 12 wins in 14-straight seasons after winning 8+ just 3 times in the league's first 15 years.

## CAN'T CATCH THE COUGARS

- Baylor fell to Houston 76-65 despite shooting .579 from the field, BU's highest shooting percentage in a loss in the **Scott Drew** Era.
- The second-best offensive rebounding team in the Big 12, The Bears were limited to just four offensive boards, its fewest since February of 2010.
- Just Baylor's second loss since 2017-18 (66-2) when shooting 50% or higher, and the Bears are 208-14 in the Drew Era when shooting 50% or higher.
- Baylor shot 60% from three it's highest three-point percentage in a loss since shooting 64.3% against Virginia on Nov. 18, 2022.

## BACK ON TRACK AGAINST UCF

- Baylor cruised to a 91-76 over UCF, it's most points in a regulation Big 12 game since rolling up 93 on Texas on March 4, 2024.
- 20 assists were the most for Baylor in a Big 12 game, and the most since notching 26 against Arlington Baptist on Dec. 27, 2024, and the most for Baylor in a regulation Big 12 game since dishing 26 against Texas Tech on Feb. 4, 2023.
- Baylor's **VJ Edgcombe** (1 game) and **Langston Love** (10 games) returned from injury to give Baylor 17 and 16 points, respectively.
- **Norchad Omier** led the way for Baylor with 18 points and 12 rebounds, securing his 80th career double-double, tying him with Drexel's Malik Rose for the eighth-most in NCAA history.

## SHORT-HANDED IN THE HUB CITY

- Without the services of **Edgcombe**, Baylor dropped its second-straight contest to Texas Tech, 73-59 in the Hub City.
- Tuesday was the 18th game this season where Baylor was missing at least one piece of it's rotation.
- 59 points were Baylor's second-fewest this season on a season-low 8 assists, while its 19 field goals tied a season low.
- Baylor's **Norchad Omier** led the way for BU with a game-high 16 points and 12 rebounds, his 11th double-double of the season, tying him for the most by a Baylor player since **Freddie Gillespie** had 11 in 2019-20.

## AGAINST ALL ODDS

- Baylor won its fifth-straight game against the Kansas Jayhawks in dramatic fashion, 81-70 .
- Down by 19 at the break, BU erased the KU lead less than seven minutes into the second half, and matched the largest halftime comeback in Big 12 history.
- In the process Baylor became the only team over the last 15 seasons to beat a ranked opponent by double-digits after trailing by 20+ points.
- Trailing by 21 points in the first half, Saturday marked Baylor's biggest comeback since November 2017, when it came back from down 22 against Louisville.
- **Robert Wright** notched a career-high in points (24) for a second-straight game, going for 20 points in the second half, combining for 38 points in the second-half and overtime of the last two games.

## FELL JUST SHORT IN PROVO

- Baylor had five players log 35-plus minutes in an overtime loss at BYU.
- The Bears shot 50% from the field, marking just the third time in the last 110 games BU has lost when shooting 50% or higher from the field, with two of those losses coming to BYU in Provo the last two years.
- Baylor had it's streak of 65-straight wins when shooting 50% or better snapped, dating back to March of 2018.
- Freshmen **VJ Edgcombe** and **Robert Wright** combined for 50 points in the game, including the final 25 points in the second half and overtime.
- **Wright** and **Edgcombe** are the first BU true freshmen to each score 20 points in the same game since **John Lucas III** and **Lawrence Roberts** did it against North Texas in December of 2001.

## SWEEPING AWAY THE UTES

- Baylor Swept the regular-season series with Utah after a 76-61 win at the Jon M. Huntsman Center improving to 12-0 on the season when holding its opponent under 70 points.
- **Norchad Omier** pulled down 12 rebounds to go along with his game-high 22 points, his 77th career double-double, which ranks 14th in NCAA History.
- With his next double-double, Omier will move into a tie for 11th in NCAA history with three players including UCLA's Lew Alcindor (**Kareem Abdul-Jabbar**).
- **VJ Edgcombe** notched his sixth 15+ point performance in Big 12 Play, and now ranks in the top-5 in the Big 12 in points per game in conference play (17.4).

## CLAWING BACK AGAINST THE CATS

- Recovering from a 12-point second-half deficit, Baylor snapped a three-game losing streak against Kansas State, giving **Scott Drew** his first win over former assistant, Jerome Tang.
- The win was the largest second-half comeback at home since erasing Texas' 13-point lead on March 4, 2024
- For the second-straight game the Bears notched a season-low with four turnovers.
- **VJ Edgcombe's** 30 points were the most by a Baylor freshman since Keyonte George put up 32 at West Virginia on 1/11/23.
- **Jalen Celestine** poured in 18 points and grabbed a season-high seven rebounds, his most points against a power-conference foe since netting 20 against Washington State on Feb. 5, 2022.

## 2024-25 HONORS

### VJ EDGECOMBE

Preseason Big 12 Freshman of the Year  
Jerry West Award Watch List  
Naismith Trophy Watch List  
Wooden Award Preseason Top-50  
Sporting News All-America Third Team  
Lute Olson Award Early Season Watch List  
Big 12 co-Newcomer of the Week (1/27)  
Jerry West Award Midseason Top-10

### NORCHAD OMIER

Preseason All-Big 12 Second Team  
NABC Player of the Year Watch List  
Naismith Trophy Player of the Year Watch List  
Karl Malone Award Watch List  
Wooden Award Preseason Top-50  
Lute Olson Award Early Season Watch List  
Big 12 Player of the Week (11/25)  
Oscar Robertson Midseason Top-50  
Karl Malone Award Midseason Top-10

### JEREMY ROACH

Big 12 co-Newcomer of the Year  
Preseason All-Big 12 Second Team  
Bob Cousy Award Watch list  
Naismith Trophy Award Watch List  
Wooden Award Preseason Top-50  
Lute Olson Award Early Season Watch List

### ROBERT WRIGHT

Big 12 Newcomer of the Week (2/3)

## ADJ. POINTS PER POSSESSION

GAME	BAYLOR	OPPONENT
at Gonzaga	0.90	1.44
vs. Arkansas	1.11	1.03
SAM HOUSTON STATE	1.42	0.92
TARLETON	1.46	0.58
vs. St. Johns	1.10	1.09
vs. Tennessee	1.02	1.26
NEW ORLEANS	1.42	0.94
at UConn	1.20	1.27
ACU	1.33	0.86
NORFOLK STATE	1.34	0.99
ARLINGTON BAPTIST	1.26	0.62
UTAH	1.05	0.73
at Iowa State	0.85	1.14
CINCINNATI	1.13	0.80
at Arizona State	1.04	0.96
at Arizona	1.03	1.19
TCU	1.06	1.10
KANSAS STATE	1.21	1.07
at Utah	1.23	0.98
at BYU	1.27	1.33
KANSAS	1.07	0.92
at Texas Tech	0.89	1.11
UCF	1.34	1.12
at Houston	1.12	1.31
WEST VIRGINIA	1.01	0.97
ARIZONA	0.99	1.09
at Colorado	1.09	1.12
at Cincinnati	1.12	1.15
OKLAHOMA STATE	0.96	0.82
at TCU	—	—
HOUSTON	—	—

## KENPOM RANKINGS (2024-25 SEASON)

CATEGORY	NATIONAL	BIG 12
Team Rankings — + 20.35	30th	7th
Adj. Offensive Eff. — 121.1	14th	4th
Adj. Defensive Eff. — 100.7	59th	11th
Strength of Schedule — + 15.37	8th	2nd

## GAME 30 — at TCU

### LARGEST LEADS & DEFICITS

	W/L	HALFTIME	LARGEST	LARGEST
SCORE	MARGIN	LEAD	DEFICIT	
at No. 6 Gonzaga	L, 63-101	-19	30-49	+1
vs. No. 16 Arkansas	W, 72-67	+9	42-33	+11
SAM HOUSTON	W, 104-67	+17	54-37	+40
TARLETON	W, 104-41	+43	56-13	+63
vs. St. John's	W, 99-98	-14	30-44	+5
				-18
vs. Tennessee	L, 62-77	-27	20-47	—
NEW ORLEANS	W, 90-61	+27	50-23	+41
at UCONN	L, 72-76	+1	37-36	+11
ACU	W, 88-57	+24	46-22	+38
NORFOLK ST.	W, 94-69	+6	39-33	+28
				-3
ARLINGTON BAPTIST	W, 107-53	+23	51-28	+58
UTAH	W, 81-56	+20	37-17	+31
at Iowa State	L, 55-74	-8	25-33	—
CINCINNATI	W, 68-48	+15	35-20	+23
at Arizona St.	W, 72-66	+12	32-20	+15
				-2
at Arizona	L, 70-81	-23	19-42	+2
TCU	L, 71-74	+7	39-32	+12
KANSAS STATE	W, 70-62	-4	26-30	+9
at Utah	W, 76-61	+7	38-31	+17
at BYU	L, 89-93	-8	36-44	+3
				-13
KANSAS	W, 81-70	-19	21-40	+11
at Texas Tech	L, 59-73	-10	24-34	+5
UCF	W, 91-76	+9	45-36	+24
at Houston	L, 65-76	-8	30-38	—
WEST VIRGINIA	W, 74-71	+5	30-25	+9
				-5
ARIZONA	L, 67-74	-8	33-41	+3
at Colorado	L, 74-76	+2	32-30	+6
at Cincinnati	L, 67-69	-7	26-39	+5
OKLAHOMA ST.	W, 71-61	+2	26-24	+12
at TCU	—	—	—	—
				-10
HOUSTON	—	—	—	—

### GAME TRENDS

	W/L	TIME	TIME	TIME
SCORE	LEADING	TRAILING	TIED	
at Gonzaga	L, 63-101	0:53	38:07	1:00
vs. Arkansas	W, 72-67	38:07	0:00	1:52
SAM HOUSTON	W, 104-67	39:50	0:00	0:10
TARLETON	W, 104-41	38:57	0:00	1:03
vs. St. John's	W, 99-98	5:59	40:40	3:22
vs. Tennessee	L, 62-77	0:00	39:51	0:09
NEW ORLEANS	W, 91-60	39:35	0:00	0:25
at UCONN	L, 72-76	17:46	18:42	3:32
ACU	W, 88-57	39:32	0:00	0:28
NORFOLK St.	W, 94-69	32:31	6:52	0:37
ARLINGTON BAPTIST	W, 107-53	38:49	0:54	0:17
UTAH	W, 81-56	39:30	0:00	0:30
at Iowa State	L, 55-74	0:00	39:21	0:39
CINCINNATI	W, 68-48	38:13	1:27	0:20
at Arizona St.	W, 72-66	39:44	0:17	4:59
at Arizona	L, 70-81	1:10	37:40	1:10
TCU	L, 71-74	31:43	6:30	1:47
KANSAS ST.	W, 70-62	8:31	28:44	2:45
at Utah	W, 76-61	32:55	5:51	1:14
at BYU	L, 89-93	1:47	42:10	1:03
KANSAS	W, 81-70	6:39	32:07	1:14
at Texas Tech	L, 59-73	5:21	34:12	0:27
UCF	W, 91-76	33:24	2:29	4:07
at Houston	L, 65-76	0:00	37:59	2:01
WEST VIRGINIA	W, 74-71	30:10	5:39	9:11
ARIZONA	L, 67-74	2:30	35:18	2:12
at Colorado	L, 74-76	9:32	26:15	4:13
at Cincinnati	L, 67-69	5:03	32:40	2:17
OKLAHOMA ST.	W, 71-61	19:31	17:26	3:03
at TCU	—	—	—	—
HOUSTON	—	—	—	—
TOTAL		593:52 (51.2%)	524:40 (45.2%)	57:08 (4.7%)

### BEFUDDLED BY THE FROGS

- Despite leading by 12 at one point, BU had it's 10-game home winning streak snapped by TCU, marking the third-straight game where Baylor let a double-digit lead slip against the Frogs in Waco
- Baylor posted a season-best five turnovers
- **Norchad Omier** recorded his third 20-point game of the season and the 33rd of his career
- **Robert Wright** notched eight assists, his most in Big 12 play and his most since setting the single-game freshman record of 13 against Norfolk State

### SLOW START DOOMS THE BEARS IN TUCSON

- Baylor trailed by as many as 27 in the second half at Arizona but used a 20-6 run late to get within nine, before falling 81-70 to the Wildcats
- Down by 23 at the break, BU scored 51 second-half points, its most in a half against a power-conference foe this season and the most since getting 53 in the second-half against Texas on March 4, 2024
- **Robert Wright** had a team-high 16 points, the second time he led the team in scoring this season
- **Jeremy Roach** scored in double figures for the third time in five Big 12 games and the eighth time this season

### BEARS OUTLAST THE SUN DEVILS IN A DUEL IN THE DESERT

- Baylor outscored ASU 11-5 in overtime to seal it's first road win since Feb. 26, 2024 (at TCU), snapping a four-game road losing streak
- Shooting .431 from the field to ASU's .367, BU improved to 106-2 in its last 108 games when shooting a higher percentage than its opponent
- **Josh Ojianwuna** recorded his third double-double in the last five games with 12 points and a career-high 17 rebs
- **Ojianwuna's** 17 rebounds were the most by a Baylor player against a Big 12 opponent since Freddie Gillespie had 17 at TCU on Feb. 29, 2020

### ALL BEARS NO CATS

- BU beat Cincinnati 68-48 to win its 10th-straight home contest and improve to 2-1 in conference play
- Baylor held UC to just 48 points, the fewest vs. a Big 12 foe since 2020 vs. Texas, holding the Horns to 45 in 2020.
- **Norchad Omier** recorded his eighth double-double of the year and the 76th of his career
- **Omier** is the NCAA's active leader in career rebounds (1,466), double-doubles (76) and rebound average, while owning 2,043 career points.

### NO MAGIC FOR THE BEARS AT HILTON COLISEUM

- Without the services of **Langston Love** and **Jalen Celestine**, BU dropped its contest at Iowa State 74-55
- 55 points are Baylor's fewest scored in Big 12 Play since scoring 54 vs. Oklahoma State on Jan. 15, 2022
- The Bears' eight turnovers are tied for their second-fewest this season and the fewest since turning it over eight times against Norfolk State on Dec. 12, 2024
- **Josh Ojianwuna** Score 13 points and grabbed 10 rebounds for his second double-double in three games and the third of his career

### BEARS CRUISE PAST THE UTES IN BIG 12 OPENER

- The Utes scored just 56 points, the fewest allowed by BU in Big 12 play since surrendering just 54 to TCU on Feb. 26 of last season
- The 25-point margin of victory is the largest in a Big 12 game since BU beat Texas Tech by 27 on Feb. 4, 2023
- The Bears held Utah's leading scorer, Gabe Madsen, to just three points, his fewest since netting just two at Washington on Jan. 27 last year
- **Norchad Omier** scored 15 points to go along with a game-high 14 rebounds, giving him 75 career double-double's which leads all active players
- Baylor had four players score 15-plus points for the second time this season, also pulling that off against Norfolk State on Dec. 11.

### BEARS BEAT DOWN ARLINGTON BAPTIST

- Baylor scored a season-high 107 points, in a 54-point victory over Arlington Baptist in its first game back from the break
- The 54-point margin of victory is tied for the 10th largest in program history and the second largest this season
- The Bears pulled down 66 rebounds, the fifth-most in program history and the most since grabbing 70 against Texas A&M at Jan. 23, 2008
- **Norchad Omier** scored a game-high 19 points to go along with a season-high 24 rebounds, eclipsing the 2,000 career-point mark
- His 24 boards are the most by a Baylor player since **Rico Gathers** had a program-record 28 against Huston-Tillotson on Jan. 21, 2015

### NOT SCARED OF THE SPARTANS

- BU shot .554 from the field, marking the first time since Dec. 22 and Jan. 2 last year where they shot .550 or better in back-to-back games (.672 vs. MVSU and .554 vs. Cornell)
- **Norchad Omier** (19), **VJ Edgcombe** (16), **Josh Ojianwuna** (16) and **Rob Wright** (16) eclipsed the 15-point plateau, marking the first time four Bears have done that since Nov. 28, 2020, against Louisiana-Lafayette
- **Wright** dished out 13 assists, setting a new single-game freshman record previously held by **L.J. Rose** who dished out 12 dimes against Hardin Simmons on Jan. 19, 2013
- The freshman's 13 assists are the most by a Baylor player since Jared Butler had 13 at Kansas State on Dec. 19, 2020

## MAKING QUICK WORK OF THE WILDCATS

- The Bears blistered the ACU Wildcats making each of their first 10 shots en route to a 74.1% [20-27] clip in the first half, its best shooting half since making 75.9% [22-of-29] against Mississippi Valley last season in the final game at the Ferrell Center (12/22/23)
- BU finished the game shooting .593 from the field, it's best clip this season and the best since shooting .672 last December against the Delta Devils (12/22/23)
- **Jayden Nunn** finished with a game-high 18 points, upping his average to 17.8 points per game at home this season

## SHORT-HANDED BEARS COME UP JUST SHORT IN STORRS

- Without the services of freshman **VJ Edgcombe**, The Bears dropped a four-point contest in a tough road environment at UCONN it's fifth ranked opponent in eight games to start the season
- The Bears dropped to lost just its second game in six seasons when shooting a higher percentage than its opponent (99-2)
- **Robert Wright** led the team in scoring for the first time in his career-pouring in a career-high 22 points
- **Josh Ojianwuna** became just the second player since 2021 to have 14 rebounds in a game (Yves Missi, last yr vs. Oregon St.)

## BEARS BLOW OUT NEW ORLEANS IN PRE-THANKSGIVING MATINEE

- Baylor improved its home win streak to five at Foster Pavilion including 11 of the last 13 games
- The Bears had just six turnovers, its fewest since only committing five against Oklahoma last season (2/13/24)
- **Jayden Nunn** finished with a game-high 23 points, his 8th-career 20-point game and his fourth at BU
- Going 6-for-7 from three to start the game, **Nunn** was the first player with six threes in a half since King McClure was 6-of-7 in the first half against Oklahoma State (1/14/19)
- Nunn was also the first player with 20 points in a half since McClure had 20 on that January day against Ok. State

## ANOTHER SLOW START DOOMS THE BEARS

- Down 15-2 at the first media timeout, BU trailed by 27 at the half it's largest halftime deficit since trailing by 28 at Michigan State Dec. 16, 2023.
- Baylor outscored the Vols 42-30 in the second half, but the hole was too deep to dig out of as BU dropped its second game of the season
- **Norchad Omier** recorded his fourth double-double in six games this season, the first Bear since Epke Udoh to accomplish that feat in their first six games at Baylor
- **VJ Edgcombe** established a career high in points with 20, the fifth time in the first six games he netted a career-high on points

## A BATTLE AT BAHAMAS GOES TO THE BEARS

- Down five points with 8 seconds to play, BU won a double-overtime thriller against No. 22 St. John's
- A 14-point halftime deficit is the largest deficit overcome in a win since the Bears came back from down 15 at the half against Louisville in the 2016 Battle 4 Atlantis Championship
- BU improves to 6-1 in double overtime games in the Drew Era
- **Jeremy Roach** is the first Baylor player to hit a game-winning shot at the buzzer since **Lester Medford** beat Texas Tech at the gun on Jan. 16, 2016
- **Norchad Omier** had a game-high in points (24) and rebounds (10) giving him 71 double-doubles for his career, building on his lead as the NCAA's active career-leader in that stat

## GETTING IT DONE ON BOTH ENDS AGAINST TARLETON

- Baylor's 63-point win was its largest since a 64-point victory over Mississippi Valley in the season opener of the 2022-23 season (11/7/22), and just it's fourth 60+ point margin of victory since 1980.
- BU scored 100 points in back-to-back games for the first time since 1989 when The Bears scored 100 against Texas State and then Mercer in back-to-back games
- Tarleton's 13 first-half points were the second-fewest first-half points allowed by Baylor in the Big 12 era. Arkansas Pine Bluff scored 12 against the Bears on 12/21/2020
- **VJ Edgcombe** established a career high in points for the fourth-straight game with 17 points
- **Jalen Celestine** scored 20 points on 6-of-9 shooting, one off his career-high of 21 points

## A FUN ONE FOR THE HOME FANS

- Baylor eclipsed the 100-point mark for the 31st time in the Drew Era with a 104-67 win over Sam Houston
- BU had seven players score in double figures for the first time since 2013 against Long Beach State
- Baylor's 30 assists were its most since it had 30 against McNeese Nov. 23, 2022
- The Bears shot .586 from the field, it's best clip since shooting .672 against Mississippi Valley State in the final game at the Ferrell Center (12/22/23)
- **Norchad Omier** and **VJ Edgcombe** recorded double-doubles, the second Baylor duo in the last six games to accomplish that feat

## DOUBLE-FIGURE GAMES

POINTS	24-25	CAREER
Norchad Omier	25	122 (25 at BU)
Jeremy Roach	12	87 (12 at BU)
Davidson Hubbard	0	64 (0 at BU)
Jayden Nunn	13	54 (29 at BU)
Langston Love	7	31
Jalen Celestine	10	29 (10 at BU)
VJ Edgcombe	20	20
Robert Wright	19	19
Josh Ojianwuna	11	16

REBOUNDS	24-25	CAREER
Norchad Omier	19	97 (19 at BU)
Davidson Hubbard	0	24 (0 at BU)
Josh Ojianwuna	4	6
Langston Love	0	1
VJ Edgcombe	2	2

ASSISTS	24-25	CAREER
Robert Wright	1	1
Jeremy Roach	0	1 (0 at BU)

DOUBLE-DOUBLES	24-25	CAREER
Norchad Omier	17	85 (17 at BU)
Davidson Hubbard	0	21 (0 at BU)
Josh Ojianwuna	4	5
Jeremy Roach	0	1 (0 at BU)
Langston Love	0	1
VJ Edgcombe	1	1
Robert Wright	1	1

20+ POINTS	24-25	CAREER
Norchad Omier	4	34 (4 at BU)
Davidson Hubbard	0	16 (0 at BU)
Jeremy Roach	2	14 (2 at BU)
Jayden Nunn	1	8 (4 at BU)
Langston Love	0	4
VJ Edgcombe	5	5
Robert Wright	3	3
Jalen Celestine	1	3 (0 at BU)

## PARTICIPATION

### CAREER STARTS

146	Norchad Omier (29 at BU)
126	Jeremy Roach (18 at BU)
120	Jayden Nunn (56 at BU)
82	Davidson Hubbard (0 at BU)
50	Jalen Celestine (5 at BU)
27	VJ Edgcombe
24	Josh Ojianwuna
15	Robert Wright
9	Langston Love

### CAREER GAMES PLAYED (NCAA)

153	Jeremy Roach (23 at BU)
149	Norchad Omier (29 at BU)
129	Jayden Nunn (63 at BU)
102	Davidson Hubbard (10 at BU)
105	Jalen Celestine (25 at BU)
87	Josh Ojianwuna
69	Langston Love
29	Robert Wright
27	VJ Edgcombe
21	Jason Asemota
12	Marino Dubravcic
10	Omar Adegbola



## GAME 30 — at TCU

### SPECIALTY STATISTICS

[PP - Paint; POT - Turnovers; 2nd - Second chance; BP - Bench]

[BAYLOR-OPPONENT]				
OPPONENT	PP	POT	2ND	BP
at Gonzaga	36-48	9-17	8-17	19-42
vs. Arkansas	38-28	10-10	11-10	13-8
SAM HOUSTON	52-24	17-15	18-4	31-17
TARLETON	28-14	46-10	16-0	47-19
vs. St. John's	36-34	12-18	22-8	31-30
vs. Tennessee	34-24	20-13	12-15	7-30
NEW ORLEANS	36-20	22-6	14-11	35-17
at UCONN	40-24	12-21	14-11	22-20
ACU	50-28	18-11	14-12	20-13
NORFOLK ST.	46-22	30-10	15-4	21-20
ARLINGTON BAPTIST	54-28	22-14	22-16	49-36
UTAH	30-28	22-8	16-8	20-37
at Iowa State	22-26	12-8	10-8	10-25
CINCINNATI	40-16	13-7	11-15	7-9
at Arizona St.	28-24	15-19	15-8	9-6
at Arizona	38-42	9-22	5-13	16-35
TCU	28-36	21-5	19-10	14-27
KANSAS STATE	16-36	7-4	14-9	23-8
at Utah	26-32	11-12	18-12	10-27
at BYU	32-36	20-16	17-14	7-45
KANSAS	36-34	24-11	14-11	12-28
at Texas Tech	24-28	6-11	10-16	0-13
UCF	42-32	16-16	12-15	40-14
at Houston	24-32	14-28	7-16	1-24
WEST VIRGINIA	26-36	13-12	2-11	7-9
ARIZONA	34-42	13-8	10-10	16-15
at Colorado	32-26	17-5	19-7	13-18
at Cincinnati	18-24	4-16	14-9	11-14
OKLAHOMA ST.	28-22	16-11	14-9	32-22
at TCU	—	—	—	—
HOUSTON	—	—	—	—
<b>BAYLOR TOTAL</b>	<b>974</b>	<b>465</b>	<b>393</b>	<b>544</b>
Baylor Average	33.6	16.0	13.6	18.8
<b>OPP TOTAL</b>	<b>846</b>	<b>365</b>	<b>291</b>	<b>614</b>
Opp Average	29.2	12.6	10.0	21.2

### RUN TRACKER

GAME	BAYLOR	OPPONENT
at Gonzaga	8-0	10-0
vs. Arkansas	6-0	9-0
Sam Houston State	9-0	5-0
Tarleton	19-0	7-0
vs. St. John's	6-0	8-0
vs. Tennessee	5-0	9-0
New Orleans	11-0	8-0
at UCONN	10-0	9-0
ACU	10-0	7-0
Norfolk State	11-0	6-0
Arlington Baptist	23-0	6-0
Utah	11-0	8-0
at Iowa State	9-0	11-0
Cincinnati	9-0	4-0
at Arizona St.	8-0	6-0
at Arizona	7-0	12-0
TCU	7-0	9-0
Kansas State	7-0	20-0
at Utah	13-0	6-0
at BYU	8-0	10-0
Kansas	17-0	11-0
at Texas Tech	10-0	8-0
UCF	16-0	6-0
at Houston	11-0	11-0
West Virginia	9-0	11-0
Arizona	6-0	8-0
at Colorado	6-0	9-0
at Cincinnati	6-0	9-0
Oklahoma St.	12-0	6-0
at TCU	—	—
Houston	—	—

### BACK ON TRACK

- Baylor picked up its first win of the season with a 72-67 win over the Arkansas Razorbacks in the 4PT Dallas Duel, never trailing in the game
- Saturday was the first time since Jan. 1, 2022 (No. 8 Iowa State) Baylor never trailed in a game against a ranked opponent
- **Norchad Omier** scored 15 points and pulled down 12 rebounds, for his career-first double-double at Baylor and the 69th of his career
- **VJ Edgcombe** established a new career high in points (11), rebounds (8) and assists (5)

### A TOUGH NIGHT IN THE PNW

- BU dropped its season opener against No. 6 Gonzaga 101-63, the largest loss for BU since a 91-51 setback against Oklahoma in 2007.
- The loss marked just the fourth time in the Drew Era the Bears have allowed 100 point in regulation, and the 38-point loss was Baylor's worst since a 91-51 setback against Oklahoma in January of 2007
- **Norchad Omier** led the way for BU scoring 15 points and grabbing nine rebounds, the first Baylor player with at least 15 pts and 9 rebs. in their debut since MaCio Teague has 18 pts and 10 rebs against UCA in 2019 season
- With his 12 pts and 6 assist on Monday, **Robert Wright** became the first freshman in the **Drew** era with 10+ points and 6+ assists in their debut, and the first Baylor player since **Manu Lecomte** in 2016 with those numbers in a Baylor debut.

### TWELVE CONSECUTIVE POSTSEASON BERTHS

- Baylor is on a school-record streak of 12-consecutive postseason berths and has appeared in 15 of the last 16 seasons. BU made seven postseason appearances in the program's 97 seasons prior to the **Scott Drew** era.
- Baylor is 1 of 7 teams to appear in every postseason since 2012, joining Gonzaga, Kansas, Michigan State, Oregon, Saint Mary's and Virginia.
- BU earned NCAA bids in 2012, 2014, 2015, 2016, 2017, 2019, 2021, 2022, 2023 and 2024 and NIT bids in 2013 and 2018.
- Baylor has appeared in 14 of 15 seasons since 2008. Prior to that, Baylor's only postseason berths were in 1946 (NCAA), 1948 (NCAA), 1950 (NCAA), 1987 (NIT), 1988 (NCAA), 1990 (NIT) and 2001 (NIT).

### FOUR-STRAIGHT TOP-THREE SEEDS

- Baylor earned its third-straight top-three seed for a fourth-straight NCAA Tournament becoming the only team to accomplish that.
- 2024 marks the fifth time BU has earned a No. 3 seed after also doing it in 2010, 2012, 2015, 2017 and 2023.
- Baylor has earned a top-3 seed in 8 of the last 14 NCAA Tournaments.
- BU is 17-7 in NCAAT games as the higher seed, but 2021 was the first time as a higher seed after the Sweet 16.
- BU is 3-5 in NCAAT games as the lower/same seed, though four of those five losses were to top-2 seeds.

### A TOP-25 STAPLE

- BU has now been ranked in 103 of the last 113 AP Polls.
- 2024-25 is the first season since 2018-19 the Bears are neither ranked nor receiving votes in the AP or Coaches Poll
- BU had it's 36-poll stretch in the AP Top-25 come to an end on Dec. 9, the streak was the eighth-longest active streak in the country and the fourth-longest in the Big 12 Conference.
- Ranked No. 8 to start the year, The Bears have now been ranked in the top-10 for a sixth-straight year, one of just four programs (Duke, Gonzaga and Kansas) to accomplish that feat.
- BU spent a school-record 54 weeks in the AP Top-10 from Dec. 16, 2019-Dec. 5, 2022.
- Baylor set a school-record streak of 65-straight weeks ranked in the AP Top 25 (previous record was 25). The streak lasted from Nov. 5, 2019 to Jan 9, 2023 (1,161 Days).
- This is the first season since 2018-19 the Bears have spent more than one week ranked outside the top 25 in the AP or Coaches Poll
- Baylor was ranked for just two of the 2,197 games in the 97 years prior to Drew's Arrival, and has now played 394 as a ranked team in 22 years

### THE BIG 12'S MOST WINS IN CONFERENCE CHALLENGES

- Baylor is 14-5 in conference challenges – 8-2 in Big 12/SEC Challenge, 3-1 in Big 12/Pac-12, 3-2 in Big 12/Big East.
- Baylor's 14-5 record in conference challenges (Big 12-Big East, Big 12/SEC, Big 12/Pac-12) is best in the Big 12, followed by Kansas at 12-8, OSU at 11-8, Iowa State at 11-8, Texas Tech at 11-9, OU at 10-9, Texas at 8-9, TCU at 8-7, K-State at 7-11 and WVU at 5-10.



## SUCCESS IN TOURNAMENTS

- Baylor is 43-14 in regular-season tournaments during the Drew era, including titles in 4 of the last 6 tournaments.
- BU is 30-6 in its 11 regular-season tournaments since 2013-14, going 3-1, 3-1, 3-1, 4-0, 4-0, 3-1, 3-0, 3-0, 1-1, 2-0 and 1-1
- BU advanced to championship games in the 2007 Paradise Jam (won), 2008 76 Classic (lost), 2011 Las Vegas Classic (won), 2013 Maui Invitational (lost), 2014 Las Vegas Invitational (lost), 2016 Battle 4 Atlantis (won), 2017 Hall of Fame Classic (won), 2019 Myrtle Beach Invitational (won), 2021 Battle 4 Atlantis (won), the 2023 Preseason NIT (won) and the Baha Mar Bahamas Championship (Lost)
- Baylor has won seven regular-season tournament titles under Drew – 2023 NIT Season Tip-Off, 2021 Battle 4 Atlantis, 2019 Myrtle Beach Invitational, 2017 Hall of Fame Classic, 2016 Battle 4 Atlantis, 2011 Las Vegas Classic and 2007 Paradise Jam.

## RANKED IN EVERY AP TOP 25 SPOT IN LAST SEVEN YEARS

- Baylor has been ranked in every AP Top 25 spot at some point in the last seven years (since March 2, 2015).
- The Bears were ranked in every AP Top 10 spot at some point over the last three seasons (since Dec. 6, 2021).

### RANK - LAST TIME

No. 1 – Jan. 10, 2022  
No. 2 – Dec. 6, 2021  
No. 3 – March 7, 2022  
No. 4 – March 14, 2022  
No. 5 – Nov. 14, 2022  
No. 6 – Dec. 11, 2023  
No. 7 – Feb. 27, 2023  
No. 8 – Oct. 14, 2024  
No. 9 – Jan. 15, 2024  
No. 10 – Dec. 19, 2023  
No. 11 – March 4, 2024  
No. 12 – Feb. 12, 2024  
No. 13 – Nov. 19, 2024

### RANK - LAST TIME

No. 14 – March 18, 2024  
No. 15 – Dec. 2, 2024  
No. 16 – Oct. 21, 2019  
No. 17 – Nov. 25, 2024  
No. 18 – Jan. 19, 2024  
No. 19 – Nov. 29, 2019  
No. 20 – Oct. 16, 2023  
No. 21 – Jan. 16, 2023  
No. 22 – Nov. 20, 2017  
No. 23 – Dec. 4, 2017  
No. 24 – Nov. 18, 2019  
No. 25 – Jan. 13, 2025

## SCOTT DREW COACHING TREE

- Five current Division I head coaches took their first DI head coaching jobs after stints on Scott Drew's BU staff.
- **Jerome Tang** is in his third year as head coach at Kansas State. He was a member of Drew's original Baylor staff in 2003-04 and spent 19 years with Drew.
- **Grant McCasland** is in his second season as head coach at Texas Tech. He spent five years as a Baylor assistant before taking over as Arkansas State head coach for one season in 2016-17.
- **Matthew Driscoll** is in his 16th season as head coach at North Florida after six seasons as a Baylor assistant.
- **Paul Mills** is in his second season as head coach at Wichita State. He was a member of Drew's original Baylor staff in 2003-04 and spent 14 years with Drew, the final eight as an assistant coach.
- **John Jakus** is in the midst of his first season at Florida Atlantic after seven seasons on the Baylor bench as an assistant, also serving as a graduate assistant for **Drew** from 2012-14.
- All four former assistants have led their teams to NCAA Tournaments – Driscoll led UNF to the 2015 NCAA Tournament, while McCasland took UNT to the 2021 Second Round and Mills took ORU to the 2021 Sweet 16.
- Additionally, McCasland led North Texas to the NIT Championship in 2023, prior to leaving for Texas Tech.
- Drew is 2-5 all time when facing a former assistant as a head coach.

## PROTECTING HALFTIME LEADS

- Baylor is 142-18 when leading at halftime since the start of 2017-18.
- Baylor has won 90% of its games (257-31) when leading at the half in the last 14 seasons ... **13-3** in 2024-25, **19-2** in 2023-24, **19-5** in 2022-23 **20-3** in 2021-22, **24-0** in 2020-21, **21-2** in 2019-20, **15-3** in 2018-19, **15-0** in 2017-18, **18-3** in 2016-17, **18-2** in 2015-16, **21-7** in 2014-15, **18-2** in 2013-14, **17-1** in 2012-13 and **26-1** in 2011-12.
- BU has won 42% of games in which it's been tied or trailing at the half since 2011-12, going 73-104 in those.

## FOURTH-MOST WINS AMONG BIG 12 TEAMS IN LAST 14 YEARS

- Baylor's 335-140 record since 2011-12 trails only Kansas (374-106) and Arizona (363-115), and Houston (340-127) among Big 12 teams.
- Cincinnati (321-145) is fifth, BYU (319-150) is sixth, Iowa State (287-177) is seventh, Colorado (285-186) is eighth, West Virginia (270-195) is ninth, Texas Tech (265-191) is 10th, Kansas State (264-198) is 11th, Utah (248-202) is 12th, TCU (243-217) is 13th, Oklahoma St. (243-210) is 14th, UCF (242-192) is 15th and Arizona State (239-208) is 16th.
- Baylor has averaged 24.5 wins per season over the last 13 seasons since 2011-12.

## NON-CONFERENCE HIGHLIGHTS

- Baylor is 15-4 against the Big East during the Drew era.
- The Bears are 21-12 against the SEC during the Drew era, including 16-8 since 2012-13.
- Drew is 6-6 against the ACC since BU's first year without scholarship restrictions in 2007-08.

## DUNKS

### BAYLOR 77, OPPONENT 72

29	Josh Ojiamwuna
26	VJ Edgecombe
16	Norchad Omier
2	Jason Asemota
2	Marino Dubravcic
1	Jayden Nunn
1	Omar Adegbola

## NCAA CAREER DOUBLE-DOUBLE'S

	#	GAMES
1.	Tom Golla, La Salle	96
2.	Tim Duncan, Wake Forest	87
	Armando Bacott, UNC	87
4.	Kenneth Faried, Morehead	86
5.	<b>Norchad Omier, BAYLOR</b>	<b>85</b>
6.	Ralph Sampson, UVA	84
7.	Derrick Coleman, Syracuse	83
	Lionel Simmons, La Salle	83
9.	Malik Rose, Drexel	80
10.	Oscar Robertson, Cincinnati	79
	Michael Brooks, La Salle	79
12.	Jerry Lucas, Ohio St.	78
	Mel Counts, Oregon St.	78
	Lew Alcindor, UCLA	78

## NCAA CAREER REBOUND LEADERS

	REBS
1.	Tom Golla, La Salle, 1955
2.	Joe Holup, George Washington, 1956
3.	Charlie Slack, Marshall, 1956
4.	Ed Conlin, Fordham, 1955
5.	Dickie Hemric, Wake Forest
6.	Paul Silas, Creighton, 1964
7.	Art Quimby, UConn, 1955
8.	Armando Bacott, UNC, 2024
9.	Jerry Harper, Alabama, 1956
10.	Jeff Cohen, William & Mary, 1961
11.	Steve Hamilton, Morehead St., 1958
12.	Kenneth Faried, Morehead St., 2011
13.	<b>NORCHAD OMIER, ASU/UM/BU</b>
14.	Charlie Tyra, Louisville, 1957
15.	Bill Russell, San Francisco, 1956
16.	Elvin Hayes, Houston, 1968
17.	Marvin Barnes, Providence, 1974
18.	Tim Duncan, Wake Forest, 1997
19.	Ron Shavlik, NC State, 1956
20.	Elgin Baylor, Col. of Idaho/Seattle, 1958
21.	Ernie Beck, Penn, 1953
22.	Dave DeBusschere, Det. Mercy, 1962
23.	Wes Unseld, Louisville, 1968
24.	Derrick Coleman, Syracuse, 1990
25.	Malik Rose, Drexel, 1996

**BU DOUBLE-DOUBLE LEADERS** (SEASON)

PLAYER	SEASON	DD
1. Jerome Lambert	1993-94	19
2. Charlie McKinney	1973-74	18
3. Rico Gathers	2014-15	17
<b>Norchad Omier</b>	<b>2024-25</b>	<b>17</b>
5. Ekpe Udoh	2009-10	16
6. Tommy Bowman	1968-69	15
7. William Chatmon	1970-71	14
Cory Jefferson	2013-14	14
Johnathan Motley	2016-17	14
10. William Chatmon	1969-70	13
Alex Holcombe	1992-93	13
Jo Lual-Acuil Jr.	2017-18	13

**POINT GUARDS THRIVE IN DREW'S SYSTEM**

- Thirteen of Baylor's 14 starting point guards during the **Scott Drew** era have earned All-Big 12 recognition.
- Baylor's starting point guard has earned All-Big 12 recognition in 17 of 18 seasons since 2004-05.
- Adam Flagler (2023), James Akinjo (2022), Jared Butler (2019, 2020, 2021), Davion Mitchell (2020, 2021), Makai Mason (2019), Manu Lecomte (2017, 2018), Lester Medford (2016), Kenny Chery (2014, 2015), Pierre Jackson (2012, 2013), Tweety Carter (2010), Curtis Jerrells (2007, 2008, 2009) and Aaron Bruce (2005, 2006, 2007) have earned All-Big 12 recognition.

**58 PRO PLAYERS IN DREW ERA**

- In Scott Drew's 21 years at Baylor, 58 of his players have gone on to professional careers.
- Eleven Bears are currently on NBA rosters (including two-way contracts)— Jalen Bridges (Suns), Jared Butler (Wizards), RayJ Dennis (Pacers), Adam Flagler (Thunder), Keyonte George (Jazz), Yves Missi (Pelicans), Davion Mitchell (Raptors), Royce O'Neale (Suns), Taurean Prince (Bucks), Jeremy Sochan (Spurs) and Ja'Kobe Walter (Raptors).
- In addition to the ten current NBA players, ten more of Drew's former players have played in the NBA (most recent team) — Quincy Acy (Raptors), Kendall Brown (Pacers), Freddie Gillespie (Raptors), Pierre Jackson (Mavs), Cory Jefferson (Suns), Perry Jones III (Thunder), Quincy Miller (Kings), Johnathan Motley (Clippers), Ekpe Udoh (Jazz) and Ish Wainwright (Portland)
- **Sochan** (2023 & 24) and **George** (2024) have each participated in the Rising Stars Challenge in each of the last two seasons, Baylor's first two All-Star Weekend participants.

**BAYLOR BASKETBALL ON THE RADIO**

- Baylor basketball is aired live via the Baylor Sports Media Network from Playfly on ESPN Central Texas and Flagship station 1660AM/92.3 FM ESPN Radio (KRZI) in Waco and worldwide on Sirius/XM Radio.
- Games are broadcast by the "Voice of the Bears" **John Morris**, who was named NSMA 2019 Texas co-Sportscaster of the Year on Jan. 13, 2020, and Baylor Hall of Famer **Pat Nunley**.
- In early November, **Morris** was awarded the 2024 Chris Schenkel Award by the National Football Foundation
- First presented in 1996, the award recognizes individuals who have had long, distinguished careers broadcasting college football with direct ties to a specific university or platform
- Morris is in his 41st year doing BU broadcasts (30th full-time), and Nunley is in his 44th season as analyst.
- A year after his Baylor Hall of Fame induction, **Nunley** was honored by the Baylor Chamber of Commerce with the Frank Fallon Award prior to the season.
- The award, named for Nunley's longtime broadcast partner, Frank Fallon, is presented annually to someone who has made a significant impact on basketball in McLennan County.
- At 30 years together, Morris and Nunley rank in the top-5 of the longest radio duo's in men's college basketball
- All of Baylor's games can be heard live on the Internet at <https://www.centexsportsfan.com>.

**OFFENSIVE REBOUNDING A BAYLOR STAPLE**

- Baylor ranks 34th in the nation in offensive rebounding percentage (35.1%)
- BU has ranked top-13 nationally in offensive rebounding percentage in nine of the last 11 seasons since 2013-14, including six times ranked in the nation's top-5. The Bears only cracked the top-20 once in Drew's first 10 years.
- Baylor finished ranked No. 24 nationally in 2023-24, No. 22 nationally in 2022-23, No. 13 nationally in 2021-22, No. 5 nationally in 2020-21, No. 8 in 2019-20, No. 2 in 2018-19, No. 9 in 2017-18, No. 3 in 2016-17, No. 4 in 2015-16, No. 1 in 2014-15 and No. 3 in 2013-14. Prior to that streak, BU's best rank was No. 16 in 2011-12.

**BREAKTHROUGH IN BIG 12**

- BU is 170-107 in Big 12 play in 15 seasons since 2010 after going 59-149 in the league's first 13 seasons.
- BU is 184-125 in Big 12 play in 17 seasons since 2008 after going 45-131 in the league's first 11 seasons.
- Baylor is 68-59 in Big 12 road games since 2012, second-best in the league behind only Kansas
- BU is 72-31 in Big 12 play over the last six seasons, second only to Kansas (74-31)
- BU is 32-21 in Big 12 Road games since 2019-20, The best mark in the league in that span
- BU has won 8+ Big 12 games in 14-straight seasons after winning 8+ just 3 times in the league's first 15 years.
- BU has double-digit Big 12 wins in six-straight seasons, 9 of the last 10 years and 11 of the last 14 seasons. BU didn't reach double-digit Big 12 wins in any of its first 13 years in the league before reaching 10+ for the first time in 2010.

**DREW IS THIRD BIG 12 COACH TO REACH 150 CONFERENCE WINS**

- **Scott Drew** joined Rick Barnes and Bill Self as the only coaches to reach 150 Big 12 wins on March 4, 2021 vs. OSU.
- Drew needed 136 games over 2,940 days for his first 50 Big 12 wins (50-86), 88 games over 1,821 days for his next 50 Big 12 wins (50-38) and only 77 games over 1,493 days for his next 50 Big 12 wins (50-27).

**IMPRESSIVE NON-CONFERENCE NUMBERS AT HOME**

- Baylor is 94-4 in its last 94 non-conference home games dating back to Dec. 12, 2012.
- Baylor is 158-16 in non-conference home games in the **Drew era**, including 125-8 since 2007-08.
- Baylor is 81-10 in home games against unranked opponents (including Big 12 play) since 2016.

## GRADUATING 91 PERCENT OF SENIORS

- Since **Scott Drew** took over the Baylor Basketball program in 2003, 40 of 44 scholarship players who have played their final years of collegiate eligibility under Drew have graduated from Baylor.
- Players recruited by Drew to graduate at Baylor: Tim Bush, Patrick Fields, Aaron Bruce, Mamadou Diene, Delbert Simpson, Curtis Jerrells, Henry Dugat, Kevin Rogers, Tweety Carter, Josh Lomers, Ekpe Udoh, Fred Ellis, Quincy Acy, Anthony Jones, J'mison Morgan, A.J. Walton, Cory Jefferson, Brady Heslip, Gary Franklin, Kenny Chery, Royce O'Neale, Lester Medford, Rico Gathers, Taurean Prince, Al Freeman, Johnathan Motley, Ishmail Wainright, Manu Lecomte, Jo Lual-Acuil Jr., Nuni Omot, Jake Lindsey, King McClure, Freddie Gillespie, Devonte Bando, MaCio Teague, Jared Butler, Mark Vital, Flo Thamba, Matthew Mayer and Adam Flagler.

## BEST IN TEXAS

- Baylor is 88-28 against in-state opponents since the start of the 2011-12 season
- BU is a combined 102-32 against Lone Star State teams over the last 16 seasons after going 10-27 against in-state teams in Scott Drew's first six seasons at Baylor (4-3 in 2024-25, 3-3 in 2023-24, 5-2 in 2022-23, 5-2 in 2021-22, 6-0 in 2020-21, 6-1 in 2019-20, 4-5 in 2018-19, 6-3 in 2017-18, 7-1 in 2016-17, 9-3 in 2015-16, 10-1 in 2014-15, 6-3 in 2013-14, 7-1 in 2012-13, 10-0 in 2011-12, 5-3 in 2010-11 and 9-1 in 2009-10).
- Additionally, 13 of the 36 NBA Draft picks from Texas colleges since 2012 have come from Baylor. Texas (seven), Houston (five), SMU (three), Texas Tech (three), Texas A&M (two), North Texas (one), TCU (one) and UT Arlington (one) have also had players selected in the last 13 NBA Drafts.

## FEELING FINE AT FOSTER

- Baylor and the City of Waco have partnered on a \$700 million riverfront development project, headlined by the \$212 million Foster Pavilion, the home of Baylor's national champion basketball programs.
- The Allison Development Centers for both basketball programs are included in the 245k square foot Foster Pavilion project were completed in the summer of 2024.
- Foster Pavilion (capacity 7,500) is located along the Brazos River on the opposite side of I-35 from McLane Stadium.
- BU MBB beat Cornell 98-79 in the first game at Foster Pavilion, while the BU women's team beat TCU 71-50 the following night in their first game in the new building.

## BIG 12 BOASTS SOME OF THE BEST

- The new-look Big 12 is first conference to have 5 of the top 10 teams in the preseason AP Poll. In total, six Big 12 teams were ranked in the preseason top 25, which is the most in conference history.
- The league has led the way with four-straight years leading all conferences in average Net Rating
- The Big 12 has also led the nation in Conference RPI in each of the last four seasons and 9 of the last 11 seasons
- The conference had a Big 12-record eight teams make the NCAA Tournament last season.



5 — JASON ASEMOTA

F • 6-8 • 205 • FR. • HS

LYNN, MASS.

(HILLCREST PREP)

SEASON/CAREER HIGHS

Points: — 8 vs. Tarleton (11/17/24)  
FG: — 3 vs. Tarleton (11/17/24); vs. ABU (12/27/24)  
FGA: — 7 vs. ABU (12/27/24)  
3FG: — 1, three times; last vs. ABU (12/27/24)  
3FGA: — 3 vs. Tarleton (11/17/24)  
FT: — 1 at Gonzaga (11/4/24), vs. Tarleton (11/17/24)  
FTA: — 4 vs. Tarleton (11/17/24)  
Rebounds: — 9 vs. ABU (12/27/24)  
Assists: 1; five times, last vs. Kansas (2/1/25)  
Turnovers: — 1 vs. Cincinnati (1/7/25), at Arizona (1/11/25)  
Blocks: — 1; four times, last at Utah (1/25/25)  
Steals: — 2 vs. Tarleton (11/17/24)  
Minutes Played: — 14 vs. ABU (12/27/24), vs. Cincinnati (1/7/24)

MISCELLANEOUS

	24-25	BU RECORD
Double-Figure Points:	0	0-0
20+ Points:	0	0-0
5+ Assists:	0	0-0
Led team in Points:	0	0-0
Led team in Rebounds:	0	0-0
Led team in Assists:	0	0-0
Led team in Blocks:	0	0-0
Led team in Bench Points:	0	—

ASEMOTA NOTEBOOK

- Freshman from Lynn, Mass., by way of Hillcrest Prep in Phoenix, Ariz.
- Last name pronounced Ah-SUH-moat-uh
- Tied for the team lead with a + 18 rating in a home win over Cincinnati (1/7/25)
- A Five-star prospect by Rivals and 247Sports
- The 6-foot-8 forward was rated as the 29th-best player in the 2024 class by ESPN
- During his junior year, the versatile wing competed on the Overtime Elite circuit with Hillcrest, averaging 15.7 points, 7.5 rebounds, 2.1 assists and 1.2 steals
- Attended the NBPA Top-100 camp in 2022 and 2023

2024-25 GAME-BY-GAME

OPPONENT	DATE	GS	MIN	FG	3FG	FT	OR-DR-TR	PF	A	T	B	S	PTS
at Gonzaga	11/4		6	0-0	0-0	1-2	1-0-1	1	0	0	0	0	1
vs. Arkansas	11/9		2	0-1	0-0	0-0	0-0-0	0	0	0	0	0	0
SAM HOUSTON STATE	11/12		6	1-2	1-2	0-0	1-0-1	0	0	0	0	1	3
TARLETON	11/17		12	3-5	1-3	1-4	0-3-3	0	0	0	0	2	8
vs. St. Johns	11/21						DNP						
vs. Tennessee	11/22						DNP						
NEW ORLEANS	11/27						DNP						
at UCONN	12/4		0	0	0	0	0-0-0	0	0	0	0	0	0
ABILENE CHRISTIAN	12/9		5	1-2	0-1	0-0	1-1-2	1	0	0	0	0	4
NORFOLK STATE	12/11		7	1-2	0-1	0-0	1-1-2	1	1	0	0	0	2
ARLINGTON BAPTIST	12/27		14	3-7	1-2	0-0	2-7-9	0	0	0	0	1	7
UTAH	12/31		2	0-0	0-0	0-0	0-1-1	0	1	0	0	1	0
at Iowa State	1/4		8	0-2	0-2	2-2	1-2-3	3	0	0	1	0	0
CINCINNATI	1/7		14	0-0	0-0	0-0	1-3-4	1	1	1	1	1	0
at Arizona St.	1/11		10	0-4	0-1	0-0	0-1-1	4	0	0	0	0	0
at Arizona	1/14		6	0-3	0-2	0-0	0-2-2	0	0	1	0	0	0
TCU	1/19						DNP						
KANSAS STATE	1/22		14	2-6	1-4	0-0	2-1-3	2	1	0	1	0	5
at Utah	1/25		9	1-1	1-1	0-0	0-2-2	4	1	0	1	0	3
at BYU	1/28		6	0-0	0-0	0-0	0-0-0	2	0	1	0	0	0
KANSAS	2/1		8	0-2	0-2	0-0	0-0-0	3	1	0	0	0	0
at Texas Tech	2/4		3	0-1	0-0	0-0	0-1-1	0	0	0	0	1	0
UCF	2/8		2	0-0	0-0	0-0	0-0-0	0	0	0	0	0	0
at Houston	2/10						DNP						
WEST VIRGINIA	2/15						DNP						
ARIZONA	2/17						DNP						
at Colorado	2/22		6	1-4	0-2	0-0	1-0-1	2	0	0	1	0	2
at Cincinnati	2/25		3	0-0	0-0	0-0	0-0-0	0	0	0	0	0	0
OKLAHOMA STATE	3/1						DNP						
at TCU	3/4		—	—	—	—	—	—	—	—	—	—	—
HOUSTON	3/8		—	—	—	—	—	—	—	—	—	—	—

ASEMOTA, Jason

				Field Goals		3-Point		F-Throws		Rebounds									Scoring	
SEASON	TEAM	GP-GS	MIN/AVG	FG-FGA	FG%	3FG-3FGA	3FG%	FT-FTA	FT%	OFF	DEF	TOT	AVG	PF-FO	A	TO	BLK	STL	PTS	AVG
2024-25	Baylor	21-0	144/6.9	13-42	.310	5-23	.217	2-6	.333	11	24	35	1.7	24-0	5	3	4	7	33	1.6
TOTAL		21-0	144/6.9	13-42	.310	5-23	.217	2-6	.333	11	24	35	1.7	24-0	5	3	4	7	33	1.6





32 — JALEN CELESTINE

F • 6-7 • 216 • GR. • TR  
AJAX, ONTARIO  
(LONG ISLAND LUTHERAN / CALIFORNIA)

SEASON HIGHS

Points: 20 vs. Tarleton (11/17/24)  
FG: 6 vs. Tarleton (11/17/24)  
FGA: 9 vs. Tarleton (11/17/24)  
3FG: 4; four times, last vs. Kansas (2/1/25)  
3FGA: 7 vs. Sam Houston (11/12/24), vs. Tarleton (11/17/24)  
FT: 4 vs. Tarleton (11/17/24); Kansas St. (1/22/25); West Virginia (2/15/25)  
FTA: 5 vs. Kansas St. (1/22/25); vs. West Virginia (2/15/25)  
Rebounds: 7 at Texas Tech (2/4/25)  
Assists: 2, five times; last vs. West Virginia (2/15/25)  
Turnovers: 3 vs. Kansas (2/1/25), at Texas Tech (2/4/25)  
Blocks: 2 vs. New Orleans (11/27/24)  
Steals: 2 vs. Oklahoma State (3/01/25)  
Minutes Played: 32 vs. West Virginia (2/15/25)

CAREER HIGHS

Points: — 21 vs. St. Thomas (Minn.) (11/6/23)  
FG: — 7; vs. Washington St. (2/5/22) and St. Thomas (Minn.) (11/6/23)  
FGA: — 12; at Arizona St. (3/3/23) and vs. Stanford (2/26/22)  
3FG: — 4; Six times; last vs. Kansas (2/1/25)  
3FGA: — 9 vs. UCLA (2/10/24), vs. Stanford (3/13/24)  
FT: — 4; six times; last vs. West Virginia (2/15/25)  
FTA: — 6 vs. St. Thomas (Minn.) 11/06/23  
Rebounds: — 9 vs. Washington St. 01/20/24  
Assists: — 4 at Arizona St. (1/28/21)  
Turnovers: — 3, three times, last vs. USC (2/7/24)  
Blocks: — 2 three times; last vs. New Orleans (11/27/24)  
Steals: — 5 at Colorado (2/28/24)  
Minutes Played: — 37 vs. USC (2/7/24)

MISCELLANEOUS

	24-25	BU RECORD
Double-Figure Points:	9	8-1
20+ Points:	1	1-0
5+ Assists:	0	0-0
Led team in Points:	1	1-0
Led team in Rebounds:	0	0-0
Led team in Assists:	0	0-0
Led team in Blocks:	2	2-0
Led team in Steals:	0	0-0
Led team in Bench Points:	8	6-2

CELESTINE NOTEBOOK

- Graduate Transfer from Cal, where he earned a degree in legal studies
- Shot 44% from three-point range last year at Cal, which led all players with at least 100 attempts
- Scored 18 points off the bench in a comeback win over Kansas State, his most points against a power-conference foe since netting 20 against Washington State on Feb. 5, 2022. (1/22/25)
- Returned to the floor with 6 points on 2-of-4 shooting against TCU after missing four games with an ankle injury (1/19/24)
- Became Baylor's first 20-point scorer this season with 20 on 6-of-9 shooting against Tarleton (11/17/24)
- Made a career-high four three pointers against UCLA (2/10/24) and Stanford (3/7/24)
- Scored Cal's final eight points, including the game-winning 3-pointer with five seconds left in an 82-80 road win at Washington (2/17/24)
- Notched a career high 21-points on 7-of-10 shooting in the season-opener against St. Thomas (11/6/23), 607 days after recovering from a knee injury suffered in 2022.
- Missed the entirety of the 2022-23 season with a knee injury
- Attended Long Island Lutheran, the same high school as freshman teammate, VJ Edgecombe
- Named to the New York State Sportswriters Association All-State Team
- Played AAU ball with the NY Jayhawks and Nike UPlay Canada on the EYBL circuit, averaging 16 points, 6 rebounds and 3 assists in the summer of 2019

2024-25 GAME-BY-GAME

OPPONENT	DATE	GS	MIN	FG	3FG	FT	OR-DR-TR	PF	A	T	B	S	PTS
at Gonzaga	11/4		23	2-5	2-5	0-0	1-0-1	4	0	0	0	0	6
vs. Arkansas	11/9		31	1-6	1-5	0-0	2-3-5	2	2	0	0	1	3
SAM HOUSTON STATE	11/12		20	4-11	2-7	0-0	2-2-4	2	2	1	0	0	10
TARLETON	11/17		22	6-9	4-7	4-4	0-1-1	2	0	0	0	1	20
vs. St. Johns	11/21		31	4-7	4-5	2-2	2-0-2	5	0	1	0	0	14
vs. Tennessee	11/22		25	1-7	1-5	0-0	1-1-2	2	0	0	0	1	3
NEW ORLEANS	11/27		22	2-4	2-4	0-0	0-1-1	2	0	0	2	0	6
at UCONN	12/4		16	0-3	0-3	0-0	0-1-1	5	2	1	0	0	0
ABILENE CHRISTIAN	12/9		26	3-4	2-3	0-0	1-4-5	3	1	0	0	0	8
NORFOLK STATE	12/11		18	3-9	1-6	2-2	0-1-1	1	1	0	0	1	9
ARLINGTON BAPTIST	12/27		16	3-6	3-5	2-2	2-3-5	0	1	2	0	2	11
UTAH	12/31		26	2-9	1-6	0-0	1-4-5	1	0	1	0	1	5
at Iowa State	1/4						DNP (Ankle)						
CINCINNATI	1/7						DNP (Ankle)						
at Arizona St.	1/11						DNP (Ankle)						
at Arizona	1/14						DNP (Ankle)						
TCU	1/19		16	2-4	2-4	0-0	0-1-1	0	0	0	0	0	6
KANSAS STATE	1/22		30	5-8	4-7	4-5	0-7-7	2	0	0	0	0	18
at Utah	1/25		27	3-7	1-5	0-0	0-2-2	4	1	0	1	0	7
at BYU	1/28		25	2-8	2-6	1-2	2-2-4	2	0	1	0	0	7
KANSAS	2/1		31	4-9	4-8	0-0	0-3-3	0	0	3	0	0	12
at Texas Tech	2/4		23	0-4	0-3	0-0	2-5-7	3	0	3	0	1	0
UCF	2/8		21	5-7	2-4	0-0	3-2-5	2	2	1	0	1	12
at Houston	2/10		19	0-5	0-3	1-2	1-0-1	4	1	1	0	1	0
WEST VIRGINIA	2/15	*	32	2-6	2-6	4-5	0-4-4	1	2	0	1	0	10
ARIZONA	2/17	*	28	1-5	0-3	1-2	1-4-5	4	2	0	0	2	3
at Colorado	2/22	*	31	4-8	3-6	0-0	1-4-5	3	0	1	0	0	11
at Cincinnati	2/25	*	28	3-5	2-4	0-0	0-7-7	2	1	1	0	0	8
OKLAHOMA STATE	3/1	*	17	1-4	1-3	0-0	0-1-1	2	0	1	0	2	3
at TCU	3/4		—	—	—	—	—	—	—	—	—	—	—
HOUSTON	3/8		—	—	—	—	—	—	—	—	—	—	—

CELESTINE, Jalen

				Field Goals		3-Point		F-Throws		Rebounds									Scoring	
SEASON	TEAM	GP-GS	MIN/AVG	FG-FGA	FG%	3FG-3FGA	3FG%	FT-FTA	FT%	OFF	DEF	TOT	AVG	PF-FO	A	TO	BLK	STL	PTS	AVG
2020-21	Cal	22-6	282/12.8	21-51	.412	12-29	.414	8-10	.800	13	25	38	1.7	33-1	13	14	3	6	62	2.8
2021-22	Cal	31-16	775/25.0	89-214	.416	30-88	.341	25-31	.806	24	72	96	3.1	74-2	28	32	4	16	233	7.5
2023-24	Cal	27-23	725/26.9	79-175	.451	48-109	.440	28-39	.718	12	75	87	3.2	66-1	23	21	6	20	234	8.7
2024-25	Baylor	25-5	604/24.2	63-160	.394	46-123	.374	21-26	.808	22	63	85	3.4	58-2	18	18	6	15	193	7.7
TOTAL FOR Baylor		25-5	604/24.2	63-160	.394	46-123	.374	21-26	.808	22	63	85	3.4	58-2	18	18	6	15	193	7.7
TOTAL		105-50	2386/22.7	252-600	.420	136-349	.390	82-106	.774	71	235	306	2.9	231-6	82	85	19	57	722	6.9



22 — MARINO DUBRAVCIC

F • 6-10 • 228 • FR. • HS  
SPLIT, CROATIA  
(OBRITNA TEHNICKA)

SEASON/CAREER HIGHS

Points: — 3 vs. Tarleton (11/17/24)  
FG: — 1, three times; last vs. ABU (12/27/24)  
FGA: — 3 vs. ABU (12/27/24)  
3FG: —  
3FGA: —  
FT: — 3 vs. Tarleton (11/17/24)  
FTA: — 4 vs. Tarleton (11/17/24)  
Rebounds: — 2 vs. Tarleton (11/17/24)  
Assists: —  
Turnovers: — 2 vs. Sam Houston (11/12/24)  
Blocks: —  
Steals: — 1 vs. UCF (2/8/25)  
Minutes Played: — 6 vs. Oklahoma State (3/01/25)

MISCELLANEOUS

	24-25	BU RECORD
Double-Figure Points:	—	—
Double-Figure Assists:	—	—
Double-Doubles:	—	—
20+ Points:	—	—
5+ Assists:	—	—
Led team in Points:	—	—
Led team in Rebounds:	—	—
Led team in Assists:	—	—
Led team in Blocks:	—	—
Led team in Bench Points:	—	—

DUBRAVCIC NOTEBOOK

- Freshman forward from Split, Croatia
- Grabbed his first rebound in Big 12 play in season-high minutes played against Oklahoma State (03/01/25)
- Scored his career-first bucket in the final minutes of the game against New Orleans (11/27/24)
- Has international experience including a solid showing at the FIBA U18 European Championship in 2022 where he averaged 6.7 points and 3.9 rebounds across seven games for Croatia
- His high-water mark in the event was a 12-point, eight-rebound performance against North Macedonia

2024-25 GAME-BY-GAME

OPPONENT	DATE	GS	MIN	FG	3FG	FT	OR-DR-TR	PF	A	T	B	S	PTS
at Gonzaga	11/4	1	0-0	0-0	0-0	0-0-0	0	0	0	0	0	0	0
vs. Arkansas	11/9	—	—	—	—	DNP	—	—	—	—	—	—	—
SAM HOUSTON STATE	11/12	4	0-0	0-0	0-0	0-1-1	0	0	2	0	0	0	0
TARLETON	11/17	4	0-0	0-0	3-4	2-0-2	0	0	0	0	0	0	3
vs. St. Johns	11/21					DNP							
vs. Tennessee	11/22					DNP							
NEW ORLEANS	11/27	2	1-1	0-0	0-0	1-0-1	0	0	0	0	0	0	2
at UCONN	12/4					DNP							
ABILENE CHRISTIAN	12/9					DNP							
NORFOLK STATE	12/11	3	1-2	0-0	0-0	0-1-1	1	0	0	0	0	0	2
ARLINGTON BAPTIST	12/27	5	1-3	0-0	0-0	1-0-1	0	0	1	0	0	0	2
UTAH	12/31	1	0-0	0-0	0-0	0-0-0	1	0	0	0	0	0	0
at Iowa State	1/4					DNP							
CINCINNATI	1/7	1	0-0	0-0	0-0	0-0-0	0	0	0	0	0	0	0
at Arizona St.	1/11					DNP							
at Arizona	1/14					DNP							
TCU	1/19					DNP							
KANSAS STATE	1/22					DNP							
at Utah	1/25					DNP							
at BYU	1/28					DNP							
KANSAS	2/1					DNP							
at Texas Tech	2/4					DNP							
UCF	2/8	2	0-0	0-0	0-0	0-0-0	0	0	0	0	1	0	0
at Houston	2/10					DNP							
WEST VIRGINIA	2/15					DNP							
ARIZONA	2/17					DNP							
at Colorado	2/22	4	0-0	0-0	0-0	0-0-0	1	0	0	0	0	0	0
at Cincinnati	2/25	2	0-0	0-0	0-0	0-0-0	1	0	0	0	0	0	0
OKLAHOMA STATE	3/1	6	0-0	0-0	0-2	0-1-1	0	0	0	0	0	0	0
at TCU	3/4	—	—	—	—	—	—	—	—	—	—	—	—
HOUSTON	3/8	—	—	—	—	—	—	—	—	—	—	—	—

DUBRAVCIC, Marino																				
				Field Goals		3-Point		F-Throws		Rebounds									Scoring	
SEASON	TEAM	GP-GS	MIN/AVG	FG-FGA	FG%	3FG-3FGA	3FG%	FT-FTA	FT%	OFF	DEF	TOT	AVG	PF-FO	A	TO	BLK	STL	PTS	AVG
2024-25	Baylor	12-0	35/2.9	3-6	.500	0-0	.000	3-6	.500	4	3	7	0.6	3-0	0	3	0	1	9	0.8
TOTAL		12-0	35/2.9	3-6	.500	0-0	.000	3-6	.500	4	3	7	0.6	3-0	0	3	0	1	9	0.8



7 — VJ EDGECOMBE

G • 6-4 • 190 • FR • HS  
BIMINI, BAHAMAS  
(LONG ISLAND LUTHERAN)

SEASON/CAREER HIGHS

Points: 30 vs. Kansas State (1/22/25)  
FG: 9 at BYU (1/28/25)  
FGA: 18 at Utah (1/25/25)  
3FG: 6 at BYU (1/28/25)  
3FGA: 8 at BYU (1/28/25)  
FT: 11 vs. Kansas State (1/22/25) vs. Arizona (2/17/25)  
FTA: 14 vs. Arizona (2/17/25)  
Rebounds: 10 2x, vs. Sam Houston (11/12/24), vs. OSU (3/01/25)  
Assists: 7 vs. Sam Houston (11/12/24)  
Turnovers: 5 at Arizona (1/14/25)  
Blocks: 3 vs. Tarleton (11/17/24)  
Steals: 4 vs. Tarleton (11/17/2), vs. ACU (12/9/24), at Iowa St. (1/5/25)  
Minutes Played: 43 at BYU (1/28/25)

MISCELLANEOUS

	24-25	BU RECORD
Double-Figure Points:	21	15-6
20+ Points:	5	2-3
5+ Assists:	7	5-2
Led team in Points:	6	3-3
Led team in Rebounds:	4	2-2
Led team in Assists:	5	3-2
Led team in Blocks:	7	6-1
Led team in Bench Points:	0	—

EDGECOMBE NOTEBOOK

- Freshman guard from Bimini, Bahamas
- Preseason Big 12 Freshman of the Year
- Seventh McDonald's All-American in program history
- Named Big 12 co-newcomer of the week on Jan. 27 averaging 25.5 points per game in wins over Kansas State (30) and Utah (21)
- scored a game-high 28 points, 18 in the 2nd half and OT in loss at BYU, his third-straight game of 20+ points
- With 30 points against Kansas State, he became the first freshman since Keyonte George (1/11/23) to record a 30+ point game for the Bears, and one of seven 30-point scorers in the Big 12 this season (1/22/25)
- Scored 18 points vs. Cincinnati reaching double figures for the 10th time in 13 games, with the Bears 9-1 in those games (1/7/25)
- Had a game-high 19 points in the Big 12 Opener against Utah (12/31/24)
- Impressed in his return to his home country, averaging 15.0 points and leading the team in steals and blocks against No. 22 St. John's and No. 11 Tennessee.
- Established a career-high in points for a fourth-straight game with 17 against Tarleton (11/17/24)
- Recorded his career-first double-double with 13 points and 10 rebounds to go along with his 7 assists against Sam Houston, establishing career highs in all three categories for the second-straight game (11/12/24)
- Notching a double-double in just his third game with the Bears, Edgcombe is the fastest Baylor player to record their first double-double since Kendall Brown notched one in his second game against Nicholls on 11/15/21.
- Notched career highs with 11 pts, 8 rebs and 5 assists, boasting a game-high +13 plus-minus rating in a 72-67 win over No. 16 Arkansas (11/9/24)
- Rated as the No. 4 prospect in the 2025 NBA Draft by ESPN
- Spent the summer playing for the Bahamian National Team in the FIBA Olympic qualifying tournament
- Playing alongside the likes of Buddy Hield and Deandre Ayton, Edgcombe impressed, averaging 16.5 points, 3.8 assists and 2.0 steals in four games
- Coming off a stellar senior season at Long Island Lutheran, helping the Crusaders reach No. 2 in the ESPN High School basketball rankings
- Long Island reached the Chipotle National Finals (formerly GEICO Nationals), falling in the quarterfinals of the eight-team national tournament against Columbus
- That Columbus team that beat Edgcombe's Crusaders eventually bowed out in the semifinals against fellow Baylor signee Robert Wright and his Montverde Academy Eagles
- Gatorade Player of the Year in New York in 2022-23 and 2023-24, joining his classmate Wright, who was named the Gatorade Player of the Year in Pennsylvania in 2022-23

2024-25 GAME-BY-GAME

OPPONENT	DATE	GS	MIN	FG	3FG	FT	OR-DR-TR	PF	A	T	B	S	PTS
at Gonzaga	11/4	*	29	2-11	0-3	0-0	3-4-7	2	1	3	2	1	4
vs. Arkansas	11/9	*	35	3-12	1-7	4-6	2-6-8	2	5	1	1	1	11
SAM HOUSTON STATE	11/12	*	30	6-9	1-3	0-0	5-5-10	3	7	0	1	3	13
TARLETON	11/17	*	24	4-9	1-4	8-11	4-1-5	1	2	4	3	4	17
vs. St. Johns	11/21	*	36	4-15	2-5	0-0	1-3-4	2	3	4	2	3	10
vs. Tennessee	11/22	*	27	8-16	3-6	1-2	2-0-2	3	3	2	1	2	20
NEW ORLEANS	11/27	*	11	1-4	0-2	0-0	1-1-2	2	0	0	1	1	2
at UCONN	12/4						DNP (Hamstring)						
ABILENE CHRISTIAN	12/9	*	30	6-9	0-3	2-4	0-6-6	1	3	3	1	4	14
NORFOLK STATE	12/11	*	32	6-11	2-5	2-4	4-5-9	2	4	1	0	3	16
ARLINGTON BAPTIST	12/27	*	24	3-10	2-4	2-2	2-4-6	1	6	1	3	3	10
UTAH	12/31	*	25	6-10	2-4	5-6	2-3-5	3	1	2	0	2	19
at Iowa State	1/4	*	36	1-9	0-3	2-2	1-6-7	3	4	1	0	4	4
CINCINNATI	1/7	*	30	7-13	2-4	2-2	0-4-4	3	2	1	0	1	18
at Arizona St.	1/11	*	41	5-13	3-6	2-3	1-3-4	4	4	3	0	2	15
at Arizona	1/14	*	35	6-13	2-7	0-0	1-6-7	4	2	5	0	2	14
TCU	1/19	*	34	6-16	1-3	5-5	3-1-4	3	4	0	0	3	18
KANSAS STATE	1/22	*	38	8-13	3-7	11-12	0-1-1	1	3	1	0	2	30
at Utah	1/25	*	38	8-18	4-6	1-2	3-3-6	3	3	5	2	2	21
at BYU	1/28	*	43	9-15	6-8	4-5	1-3-4	4	5	2	0	0	28
KANSAS	2/1	*	25	4-9	4-8	0-0	0-3-3	0	0	3	0	0	12
at Texas Tech	2/4						DNP (Ankle)						
UCF	2/8	*	26	6-11	1-4	4-4	0-1-1	4	5	0	0	0	17
at Houston	2/10	*	37	5-5	0-0	4-4	1-5-6	1	2	5	0	2	14
WEST VIRGINIA	2/15	*	41	3-12	0-5	1-1	1-7-8	3	6	0	1	1	7
ARIZONA	2/17	*	34	6-13	1-6	11-14	1-3-4	4	2	3	0	0	24
at Colorado	2/22	*	32	2-9	0-3	4-4	4-1-5	4	7	1	0	1	8
at Cincinnati	2/25	*	36	6-13	5-8	1-2	1-4-5	3	3	2	0	2	18
OKLAHOMA STATE	3/1	*	31	1-6	0-3	6-11	5-5-10	4	1	3	0	3	8
at TCU	3/4												
HOUSTON	3/8												

EDGECOMBE, V.j.

				Field Goals		3-Point		F-Throws		Rebounds									Scoring	
SEASON	TEAM	GP-GS	MIN/AVG	FG-FGA	FG%	3FG-3FGA	3FG%	FT-FTA	FT%	OFF	DEF	TOT	AVG	PF-FO	A	TO	BLK	STL	PTS	AVG
2024-25	Baylor	27-27	864/32.0	133-305	.436	43-121	.355	85-110	.773	51	94	145	5.4	70-0	90	54	17	56	394	14.6
TOTAL		27-27	864/32.0	133-305	.436	43-121	.355	85-110	.773	51	94	145	5.4	70-0	90	54	17	56	394	14.6



21 — DAVIDSON HUBBARD

G • 6-5 • 216 • GR • TR  
CHARLOTTE, N.C  
(ARDREY KELL/HAMPDEN-SYDNEY)

SEASON HIGHS

Points: — 2 vs. Sam Houston (11/12/24), vs. New Orleans (11/27/24)  
FG: — 1 three times; last vs. ABU (12/27/24)  
FGA: — 2 vs. Sam Houston (11/12/24)  
3FG: — 1 vs. ABU (12/27/24)  
3FGA: — 1, three times; last vs. ABU (12/27/24)  
FT: —  
FTA: —  
Rebounds: — 2 vs. Sam Houston (11/12/24)  
Assists: —  
Turnovers: — 1 at Gonzaga (11/4/24)  
Blocks: — 1 vs. Sam Houston (11/12/24)  
Steals: —  
Minutes Played: — 5 vs. ABU (12/27/24)

CAREER HIGHS

Points: — 31 at John Carroll (12/19/23)  
FG: — 13 at Salisbury (1/21/23); at John Carroll (12/19/23)  
FGA: — 23 at John Carroll (12/19/23)  
3FG: — 4; three times, last vs. Ferrum (2/22/24)  
3FGA: — 10 at Washington and Lee (2/18/23)  
FT: — 6 vs. La Roche (3/1/24)  
FTA: — 6 seven times  
Rebounds: — 16; Washington & Lee (2/18/23) vs. Widener (11/17/23)  
Assists: — 4, Randolph-Macon (2/16/22), at Lynchburg (12/7/22), vs. Nebraska Wesleyan (3/9/24)  
Turnovers: — 5, at Salisbury (1/21/23) and Shenandoah (2/4/23)  
Blocks: — 4 vs. Guilford (1/25/23) vs. Washington & Lee (2/25/24)  
Steals: —4 vs. Emory 3/3/23  
Minutes Played: — 37 vs. Guilford (12/2/24)

MISCELLANEOUS

	24-25	BU RECORD
Double-Figure Points:	0	0-0
20+ Points:	0	0-0
5+ Assists:	0	0-0
Led team in Points:	0	0-0
Led team in Rebounds:	0	0-0
Led team in Assists:	0	0-0
Led team in Blocks:	0	0-0
Led team in Bench Points:	0	0-0

HUBBARD NOTEBOOK

- Graduate transfer guard from Charlotte, N.C., by way of Division III Hampden-Sydney College
- Scored his career-first points in a BU win over Sam Houston (11/12/24).
- Helped the Tigers to a 31-3 record and a berth in the Division III National title game last season
- 2023-24 NABC Second Team All-American and a Third Team All-American by D3Hoops.com
- Shot .469% from the field, .318% from three-point range and .818% from the free-throw line while nabbing 31 steals and 14 blocks en route to a Division III title-game berth
- Two-time First Team Old Dominion Athletic Conference honoree
- 21 career double-doubles
- Appeared in 92 games with 82 starts in four seasons with the Tigers
- 2020 graduate of Ardrey Kell High School in Charlotte, North Carolina
- Named a team captain as a senior, earning All-Conference honors, averaging 15.0 points and 7.5 rebounds
- Helped AKHS to three-straight Conference Championships (2018-20)

2024-25 GAME-BY-GAME

OPPONENT	DATE	GS	MIN	FG	3FG	FT	OR-DR-TR	PF	A	T	B	S	PTS
at Gonzaga	11/4		1	0-0	0-0	0-0	0-0-0	0	0	1	0	0	0
vs. Arkansas	11/9						DNP						
SAM HOUSTON STATE	11/12		2	1-2	0-1	0-0	1-1-2	0	0	0	1	0	2
TARLETON	11/17		4	0-1	0-1	0-0	0-1-1	0	0	0	0	0	0
vs. St. Johns	11/21						DNP						
vs. Tennessee	11/22						DNP						
NEW ORLEANS	11/27		2	1-1	0-0	0-0	0-0-0	0	0	0	0	0	2
at UCONN	12/4						DNP						
ABILENE CHRISTIAN	12/9		3	0-1	0-0	0-0	0-0-0	0	0	0	0	0	0
NORFOLK STATE	12/11		1	0-0	0-0	0-0	0-1-1	0	0	0	0	0	0
ARLINGTON BAPTIST	12/27		5	1-1	1-1	0-0	0-1-1	0	0	0	0	0	3
UTAH	12/31		1	0-0	0-0	0-0	0-0-0	1	0	0	0	0	0
at Iowa State	1/4						DNP						
CINCINNATI	1/7		1	0-0	0-0	0-0	0-0-0	0	0	0	0	0	0
at Arizona St.	1/11						DNP						
at Arizona	1/14						DNP						
TCU	1/19						DNP						
KANSAS STATE	1/22						DNP						
at Utah	1/25						DNP						
at BYU	1/28						DNP						
KANSAS	2/1						DNP						
at Texas Tech	2/4						DNP						
UCF	2/8		2	0-0	0-0	0-0	0-1-1	0	0	0	0	0	0
at Houston	2/10						DNP						
WEST VIRGINIA	2/15						DNP						
ARIZONA	2/17						DNP						
at Colorado	2/22						DNP						
at Cincinnati	2/25						DNP						
OKLAHOMA STATE	3/1						DNP						
at TCU	3/4		—	—	—	—	—	—	—	—	—	—	—
HOUSTON	3/8		—	—	—	—	—	—	—	—	—	—	—

HUBBARD, Davidson

				Field Goals		3-Point		F-Throws		Rebounds									Scoring	
SEASON	TEAM	GP-GS	MIN/AVG	FG-FGA	FG%	3FG-3FGA	3FG%	FT-FTA	FT%	OFF	DEF	TOT	AVG	PF-FO	A	TO	BLK	STL	PTS	AVG
2020-21	HSC	6-0	74/12.3	12-22	.545	0-5	.000	4-7	.571	5	9	14	2.3	5-0	4	2	0	1	28	4.7
2021-22	HSC	23-21	548/23.8	94-180	.522	12-32	.375	30-41	.732	50	104	154	6.7	54-2	19	35	16	21	230	10.0
2022-23	HSC	29-28	819/28.2	166-314	.529	30-68	.441	60-83	.723	79	182	261	9.0	73-1	38	61	28	20	422	14.6
2023-24	HSC	34-33	986/29.0	203-433	.469	48-151	.318	54-66	.818	68	177	245	7.2	79-1	37	35	14	31	508	14.9
2024-25	Baylor	10-0	22/2.2	3-6	.500	1-3	.333	0-0	.000	1	5	6	0.6	1-0	0	1	1	0	7	0.7
TOTAL FOR Baylor		10-0	22/2.2	3-6	.500	1-3	.333	0-0	.000	1	5	6	0.6	1-0	0	1	1	0	7	0.7
TOTAL		102-82	2449/24.0	478-955	.501	91-259	.351	148-197	.751	203	477	680	6.7	212-4	98	134	59	73	1195	11.7





13 — LANGSTON LOVE

G • 6-5 • 215 • RJR. • 2L  
UNIVERSAL CITY, TEXAS  
(MONTVERDE ACADEMY)

SEASON HIGHS

Points: 17 vs. West Virginia (2/15/25); at Colorado (2/22/25)  
FG: 6 at UCONN (12/4/24)  
FGA: 12 at UCONN (12/4/24)  
3FG: 3 at UCONN (12/4/24)  
3FGA: 6 vs. New Orleans (11/27/24); vs. UCF (2/8/25); vs. WVU (2/15/25)  
FT: 12 vs. West Virginia (2/15/25)  
FTA: 12 vs. West Virginia (2/15/25)  
Rebounds: 6 vs. UCF (2/8/25)  
Assists: 4 vs. St. John's (11/21/24)  
Turnovers: 3 vs. Arizona (2/17/25)  
Blocks: 1 vs. Utah (12/31/24)  
Steals: 3 vs. Norfolk State (12/11/24)  
Minutes Played: 42 vs. West Virginia (2/15/25)

CAREER HIGHS

Points: 24 at UCF (1/31/24)  
FG: 8 vs. John Brown (11/9/23); vs. Nicholls (11/28/23)  
FGA: 15 vs. Tarleton (12/6/22)  
3FG: 5 vs. Nicholls (11/28/23); at UCF (1/31/24)  
3FGA: 7 vs. Nicholls (11/28/23); at Kansas State (11/16/24); at UCF (1/31/24)  
FT: 12 vs. West Virginia (2/15/25)  
FTA: 12 vs. West Virginia (2/15/25)  
Rebounds: 10 vs. TCU (1/27/24)  
Assists: 4 vs. four times; last vs. St. John's (11/21/24)  
Turnovers: 3 vs. Tarleton (12/6/22) vs. Iowa State (12/31/22)  
Blocks: 1, four times  
Steals: 3, vs. Norfolk State (12/11/24)  
Minutes Played: 42 vs. TCU (1/27/24); vs. West Virginia (2/15/25)

MISCELLANEOUS

	2024-25BU RECORD			BU CAREER		
Double-Figure Points:	7	4-3	22-9			
20+ Points:	—	0	4-0			
5+ Assists:	—	0	—			
Led team in Points:	1	1-0	4-1			
Led team in Rebounds:	—	0	—			
Led team in Assists:	1	1-0	2-0			
Led team in Bench Points:	2	2-0	22-5			

LOVE NOTEBOOK

- Redshirt Junior guard from Universal City, Texas
- Netted a season-high 16 points on 6-of-12 shooting in 36 minutes at UCONN (12/4/24)
- Suffered a left ankle injury that against Texas Tech (2/6/24) that cost him 11 of the last 13 games last season
- In the mix for Big 12 Sixth-man of the Year before his injury, Love earned All-Big 12 Honorable Mention Honors in 2024
- Played his first game since March 9, 2024 (257 days) against St. John's, tying a career high with four assists (11/21/24)
- Set a new career-high with 24 points to go along with a game-high seven rebounds at UCF (1/31/24)
- Notched his career-first double-double with 11 points and 10 rebounds, his first double-digit rebounding performance of his career vs. TCU (1/27/24)
- Scored 11 first-half points en route to a team-high 14 against Cincinnati (1/13/24).
- Notched his second-straight game of 15+ points with 15 against BYU in the conference home opener (1/9/24).
- Came up with 17 big points off the bench for the Bears in an overtime win at Oklahoma State (1/6/24)
- Enjoyed a career night with 23 points on 8-of-10 shooting (5-of-7 from three) as the Bears routed Nicholls (11/28/23)
- Finished with 16 points and a plus-minus rating of +18, helping Baylor win the NIT Season Tip-Off against Florida (11/25/23)
- Tallied 11 points on 4-of-7 shooting (.571) in a home win over No. 8 Texas (2/25/23)
- Scored 19 points on .778 shooting, including a pair of threes, helping the Bears beat Oklahoma (2/8/23)
- Led the team in bench points for a sixth time with 11 points to help lift BU to a win over Kansas (1/23/23)
- Had a career night in his first career start, scoring 20 points with 6 rebs., 2 assists and 2 steals to lift the short-handed Bears past Tarleton (12/6)
- Notched his third-career game in double figures, scoring 10 points to help lift the Bears over No. 14 Gonzaga (12/2/22)
- Scored 13 points against MVSU (11/7/22), which are the most in a BU debut since LJ Cryer had 17 against UL on 11/28/2020
- Became the first player with 10+ points and 8+ rebounds in his BU debut since MaCio Teague against Central Arkansas (11/5/19)
- Suffered a torn ACL in a private scrimmage prior to 2021-22 and missed the full season
- Four-star guard ranked No. 28 in 2021 recruiting class (ESPN100)
- Attended Montverde Academy in Florida, signed with Baylor in Nov. 2020 as part of highest-ranked recruiting class in program history (No. 4 by ESPN)
- Helped Montverde Academy to a 24-1 record and MaxPreps National Championship as a senior in 2020-21
- Participated in 2021 USA Basketball Men's U19 World Cup Team Training Camp
- Played in 2019 USA Basketball Men's Junior National Team minicamps
- Played first two high school seasons at Cibolo Steele High School before transferring to Montverde
- Averaged 23.1 points and 7.8 rebounds to help Steele to Class 6A state semifinals as a sophomore in 2018-19

2024-25 GAME-BY-GAME

OPPONENT	DATE	GS	MIN	FG	3FG	FT	OR-DR-TR	PF	A	T	B	S	PTS
at Gonzaga	11/4						DNP (ANKLE)						
vs. Arkansas	11/9						DNP (ANKLE)						
SAM HOUSTON STATE	11/12						DNP (ANKLE)						
TARLETON	11/17						DNP (ANKLE)						
vs. St. Johns	11/21		16	0-3	0-1	0-0	2-1-3	1	4	1	0	0	0
vs. Tennessee	11/22		18	0-3	0-2	0-0	0-3-3	0	0	0	0	0	0
NEW ORLEANS	11/27		27	3-8	1-6	0-0	0-4-4	2	0	0	0	0	7
at UCONN	12/4	*	36	6-12	3-5	1-1	1-1-2	4	1	1	0	1	16
ABILENE CHRISTIAN	12/9		23	4-9	2-5	0-0	0-1-1	2	0	1	0	0	10
NORFOLK STATE	12/11		26	1-5	1-1	1-1	1-2-3	2	3	2	0	3	8
ARLINGTON BAPTIST	12/27		12	4-5	2-3	1-2	1-0-1	0	0	1	0	0	11
UTAH	12/31		17	0-7	0-4	0-0	1-2-3	1	0	0	1	0	
at Iowa State	1/4						DNP (ANKLE SORENESS)						
CINCINNATI	1/7						DNP (ANKLE SORENESS)						
at Arizona St.	1/11						DNP (ANKLE SORENESS)						
at Arizona	1/14						DNP (ANKLE SORENESS)						
TCU	1/19						DNP (ANKLE SORENESS)						
KANSAS STATE	1/22						DNP (ANKLE SORENESS)						
at Utah	1/25						DNP (ANKLE SORENESS)						
at BYU	1/28						DNP (ANKLE SORENESS)						
KANSAS	2/1						DNP (ANKLE SORENESS)						
at Texas Tech	2/4						DNP (ANKLE SORENESS)						
UCF	2/8		27	5-9	2-6	4-5	2-4-6	2	2	1	0	1	16
at Houston	2/10	*	36	5-7	4-5	1-2	0-1-1	2	1	2	0	0	15
WEST VIRGINIA	2/15	*	42	2-8	1-6	12-12	2-2-4	0	1	2	1	1	17
ARIZONA	2/17	*	33	4-10	1-5	0-0	1-3-4	2	1	3	1	1	9
at Colorado	2/22	*	34	4-11	3-5	6-6	2-1-3	3	2	1	0	2	17
at Cincinnati	2/25	*	35	3-10	1-6	2-2	0-3-3	0	3	0	0	0	9
OKLAHOMA STATE	3/1	*	23	0-3	0-3	2-2	1-0-1	4	0	3	0	2	2
at TCU	3/4		—	—	—	—	—	—	—	—	—	—	—
HOUSTON	3/8		—	—	—	—	—	—	—	—	—	—	—

LOVE, Langston

				Field Goals		3-Point		F-Throws		Rebounds										Scoring	
SEASON	TEAM	GP-GS	MIN/AVG	FG-FGA	FG%	3FG-3FGA	3FG%	FT-FTA	FT%	OFF	DEF	TOT	AVG	PF-FO	A	TO	BLK	STL	PTS	AVG	
2022-23	Baylor	30-2	501/16.7	64-148	.432	24-66	.364	38-55	.691	27	39	66	2.2	46-0	24	21	4	12	190	6.3	
2023-24	Baylor	24-0	599/24.9	87-187	.465	36-75	.480	54-69	.783	16	53	69	2.9	43-0	29	25	5	9	264	11.0	
2024-25	Baylor	15-7	405/27.0	43-114	.377	21-67	.313	30-33	.909	14	28	42	2.8	28-0	18	18	3	11	137	9.1	
TOTAL		69-9	1504/21.8	194-449	.432	81-208	.389	122-157	.777	57	120	177	2.6	117-0	71	64	12	32	591	8.6	



2 — JAYDEN NUNN

G • 6-4 • 190 • SR. • 1L

FLINT, MICH

(DREAM CITY CHRISTIAN SCHOOL/ VCU)

SEASON HIGHS

Points: 23 vs. New Orleans (11/27/24)  
FG: — 7 vs. New Orleans (11/27/24)  
FGA: — 13 vs. Arkansas (11/9/24), vs. New Orleans (11/27/24)  
3FG: — 7 vs. New Orleans (11/27/24)  
3FGA: — 10 vs. New Orleans (11/27/24)  
FT: — 5 at Arizona St. (1/11/25)  
FTA: —5 at Arizona St. (1/11/25)  
Rebounds: — 8 vs. St. John’s (11/21/24)  
Assists: — 5 vs. Utah (12/31/24)  
Turnovers: — 2 three; last vs. Norfolk State (12/11/24)  
Blocks: — 1 vs. St. John’s (11/21/24)  
Steals: — 3 vs. Arkansas (11/9/24), vs. Sam Houston (11/12/24)  
Minutes Played: — 41 at BYU (1/28/25)

CAREER HIGHS

Points: — 31 at Saint Joes (2/21/23)  
FG: — 12 at Saint Joes (2/21/23)  
FGA: — 14 vs. UCONN (11/26/21)  
3FG: — 7 vs. New Orleans (11/27/24), at Saint Joes (2/21/23)  
3FGA: — 10 vs. New Orleans (11/27/24), Wake Forest (3/19/22)  
FT: — 8; twice, vs. Kennesaw St. (11/26/22), vs. Saint Louis (2/28/23)  
FTA: — 12 vs. Kennesaw St. (11/26/22)  
Rebounds: — 8 vs. UCONN (11/26/21), vs. St. John’s (11/21/24)  
Assists: — 5; five times, last vs. Utah (12/31/24)  
Turnovers: — 6 vs. Saint Peters (11/9/21), vs. Michigan State (12/16/23)  
Blocks: — 3 vs. Saint Louis (3/11/23)  
Steals: — 5 vs. Cincinnati (3/14/24)  
Minutes Played: — 43 vs. Houston (2/24/24)

MISCELLANEOUS

	2024-25BU RECORD			BU CAREER		
Double-Figure Points:	13	10-3	24-6			
20+ Points:	1	1-0	4-0			
5+ Assists:	—	0	0-1			
Led team in Points:	4	4-0	6-0			
Led team in Rebounds:	—	—	—			
Led team in Assists:	3	3-0	4-1			
Led team in Steals:	1	1-0	7-2			
Led team in Bench Points:	2	0-2	0-2			

NUNN NOTEBOOK

- A 6-foot-4 190-pound senior transfer guard
- Brings the experience of 128 games and 120 starts over the last three seasons between Baylor and VCU
- Averaging 10.4 points per game at home this season
- Led the team in scoring for the third time in four home games with 18 points against ACU (12/9/24)
- Finished with a game-high 23 points against UNO, his 8th-career 20-point game and his fourth at BU, where he wen’t 6-of-7 from three, becoming the the first player with six threes in a half since King McClure was 6-of-7 in the first half against Oklahoma State in Jan. of 2019
- Eclipsed the 1,000-point mark with 11 points against Tarleton (11/17/24)
- Paced the team in scoring for the second-straight game with 19 points against Sam Houston State (11/12/24)
- Scored a team-high 16 points on 6-of-13 shooting against No. 16 Arkansas (11/9/24)
- Scored 15 points on 4-of-5 shooting from beyond the arc in the first round of the NCAA Tournament against Colgate (3/22/24).
- Averaged 11.6 points per game in the 11 games without Langston Love last year, with five games in double figures. Averaged 9.8 points per game before that.
- Went a perfect 4-for-4 in the second half en route to 18 points in a win over No. 7 Kansas (3/2/24)
- Averaged 23.5 points on 15-of-23 shooting (.652) en roue to becoming the first player in program history to sweep Big 12 Player and Newcomer of the week in the same week (2/19).
- Notched back-to-back 20-point games for the first time in his career, with 20 points in a road win at West Virginia (2/17/24).
- Recorded his best game at Baylor with 27 points on 8 of 12 shooting and a team-high three steals against OU (2/13/24).
- Had his Big 12-best 16 points including the game-winning shot with 2.0 seconds left against ISU, the first BU player to hit a game-winning shot in the final 10 seconds since Jo Lual-Acuil in Feb. of 2018. (2/3/24)
- Had game-high three steals and hit a couple of big three-pointers in route to 11 points in a win over BYU (1/9/24).
- With VCU, he averaged 9.0 points and 1.7 assists while shooting 42% from the floor and 38.3% from long distance
- Finished fourth in the conference in three-point field goal percentage (.404), and ninth in steals per game (1.5) in 2022-23
- 2021-22 Atlantic 10 All-Rookie team, averaging 8.6 points, 2.5 rebounds and 1.8 assists in 29.1 minutes per game
- Became just the third true freshman since 2009 to start the season opener for the Rams
- Father, Tim, played basketball at Wisconsin-Green Bay after winning a Michigan State High School Championship alongside future NBA star Glen Rice and future NFL star Andre Rison

2024-25 GAME-BY-GAME

OPPONENT	DATE	GS	MIN	FG	3FG	FT	OR-DR-TR	PF	A	T	B	S	PTS
at Gonzaga	11/4	*	27	3-8	0-5	0-0	1-3-4	1	0	0	0	0	6
vs. Arkansas	11/9	*	35	6-13	4-7	0-0	2-0-2	1	0	1	0	3	16
SAM HOUSTON STATE	11/12	*	30	6-9	5-8	2-2	0-2-2	0	4	2	0	3	19
TARLETON	11/17	*	24	4-7	3-5	0-1	1-3-4	1	3	1	0	2	11
vs. St. Johns	11/21	*	38	4-12	2-5	2-4	1-7-8	3	4	1	1	2	12
vs. Tennessee	11/22	*	25	1-7	1-5	0-0	1-1-2	2	0	1	0	0	3
NEW ORLEANS	11/27	*	28	7-13	7-10	2-2	1-2-3	0	4	0	0	2	23
at UCONN	12/4	*	31	3-7	1-2	1-1	1-0-1	3	0	2	0	0	8
ABILENE CHRISTIAN	12/9	*	33	7-12	4-4	0-2	1-3-4	2	4	0	0	1	18
NORFOLK STATE	12/11	*	29	2-5	2-4	0-0	1-0-1	1	1	2	0	1	6
ARLINGTON BAPTIST	12/27	*	22	4-11	3-8	0-0	2-1-3	2	1	1	1	2	11
UTAH	12/31	*	24	2-10	2-6	0-0	0-3-3	0	5	1	0	0	6
at Iowa State	1/4	*	31	1-5	1-3	0-0	0-1-1	1	0	2	0	1	3
CINCINNATI	1/7	*	34	3-9	2-6	1-2	0-0-0	1	0	0	0	0	9
at Arizona St.	1/11	*	33	2-5	1-3	5-5	0-2-2	1	1	1	0	1	10
at Arizona	1/14	*	30	3-9	2-4	2-2	3-2-5	4	0	1	0	1	10
TCU	1/19		24	3-7	2-5	0-2	0-3-3	1	2	0	0	1	8
KANSAS STATE	1/22	*	35	1-6	1-5	1-2	2-3-5	2	2	2	0	2	4
at Utah	1/25	*	38	3-10	1-5	0-0	1-5-6	1	2	1	0	1	7
at BYU	1/28	*	41	4-8	2-5	1-3	1-2-3	3	4	1	0	0	11
KANSAS	2/1	*	36	1-8	0-3	0-0	1-3-4	5	2	0	0	1	2
at Texas Tech	2/4	*	33	2-7	2-5	0-0	0-1-1	1	2	1	0	0	6
UCF	2/8		26	4-7	1-4	3-3	0-0-0	0	1	0	0	2	12
at Houston	2/10		20	0-2	0-1	0-0	0-2-2	1	0	0	0	0	0
WEST VIRGINIA	2/15		19	2-4	1-2	1-1	1-3-4	4	0	1	0	0	6
ARIZONA	2/17		20	3-4	2-3	2-3	0-3-3	3	0	0	0	2	10
at Colorado	2/22						DNP (illness)						
at Cincinnati	2/25		20	1-3	1-2	0-0	0-0-0	2	1	0	0	0	3
OKLAHOMA STATE	3/1		26	4-9	3-8	0-2	0-1-1	3	0	1	0	1	11
at TCU	3/4		—	—	—	—	—	—	—	—	—	—	—
HOUSTON	3/8		—	—	—	—	—	—	—	—	—	—	—

NUNN, Jayden

				Field Goals		3-Point		F-Throws		Rebounds									Scoring	
SEASON	TEAM	GP-GS	MIN/AVG	FG-FGA	FG%	3FG-3FGA	3FG%	FT-FTA	FT%	OFF	DEF	TOT	AVG	PF-FO	A	TO	BLK	STL	PTS	AVG
2021-22	VCU	31-29	898/29.0	88-219	.402	32-89	.360	59-78	.756	12	65	77	2.5	46-0	56	51	9	46	267	8.6
2022-23	VCU	35-35	996/28.4	107-247	.433	40-99	.404	70-100	.700	13	75	88	2.5	75-1	53	41	19	51	324	9.3
2023-24	Baylor	35-35	1003/28.7	117-257	.455	50-114	.439	83-117	.709	11	80	91	2.6	76-2	70	49	14	46	367	10.5
2024-25	Baylor	28-21	804/28.7	86-217	.396	56-133	.421	23-37	.622	21	56	77	2.8	49-1	43	24	3	27	251	9.0
TOTAL FOR Baylor		63-56	1807/28.7	203-474	.428	106-247	.429	106-154	.688	32	136	168	2.7	125-3	113	73	17	73	618	9.8
TOTAL		129-120	3701/28.7	398-940	.423	178-435	.409	235-332	.708	57	276	333	2.6	246-4	222	165	45	170	1209	9.4



15 — JOSH OJIANWUNA

F • 6-10 • 255 • JR. • 2L

ASABA, NIGERIA  
(NBA GLOBAL ACADEMY)

SEASON HIGHS

Points: — 16 vs. Norfolk State (12/11/24)  
FG: — 6 vs. Norfolk State (12/11/24), at Arizona St. (1/11/25)  
FGA: — 7 vs. Norfolk State (12/11/24)  
3FG: —  
3FGA: — 1 at Iowa State (1/4/25)  
FT: — 6 vs. Tarleton (11/17/24), at Arizona St. (1/11/25)  
FTA: — 7 at Gonzaga (11/4/24)  
Rebounds: — 17 at Arizona St. (1/11/25)  
Assists: — 2 vs. ACU (12/9/24)  
Turnovers: — 4 vs. Kansas (2/1/25)  
Blocks: — 3 vs. ABU (12/27/24), vs. Utah (12/31/24)  
Steals: — 3 at Gonzaga (11/4/24)  
Minutes Played: — 39 at Arizona St. (1/11/25)

CAREER HIGHS

Points: — 16 vs. Norfolk State (12/11/24)  
FG: 6 vs. Norfolk State (12/11/24), at Arizona St. (1/11/25)  
FGA: 9 vs. Cincinnati (1/7/25)  
3FG: —  
3FGA: 1 at TCU (2/26/24)  
FT: 6 vs. Tarleton (11/17/24)  
FTA: 7 at Gonzaga (11/4/24)  
Rebounds: 17 at Arizona St. (1/11/25)  
Assists: 2, four times; last vs. ACU (12/9/24)  
Turnovers: 4 at Kansas (2/10/24)  
Blocks: 3 vs. Nicholls (12/28/22), vs. ABU (12/27/24), vs. Utah (12/31/24)  
Steals: 3 vs. West Virginia (2/17/24) at Gonzaga (11/4/24), at Iowa St. (1/4/25)  
Minutes Played: 39 at Arizona St. (1/11/25)

MISCELLANEOUS

	24-25	BU RECORD	BU CAREER
Double-Figure Points:	11	8-3	13-3
Double-Figure Rebounds:	4	2-2	4-2
Double-Doubles:	3	2-1	3-1
2+ Blocks:	1	1-0	3-0
Led team in Points:	—	—	—
Led team in Rebounds:	4	2-2	10-2
Led team in Blocks:	6	3-3	7-3
Led team in Bench Points:	—	—	21-2

OJIANWUNA NOTEBOOK

- 6-foot-10 junior from Asaba, Nigeria, who played at the NBA Global Academy
- Put on 25 pounds since last season
- Suffered a season-ending knee injury against UCF (2/8/25)
- Brings the experience of 87 games played, including every game over the last two seasons
- Has 11 double-figure scoring games this season, after having just five in his previous two seasons
- Notched his third double-double in the last five games with 12 points and a career-high 17 rebounds at Arizona St. (1/11/25)
- His 17 rebounds at Arizona St. are the most by a BU player against a Big 12 opponent since Freddie Gillespie had at TCU on Feb. 29, 2020
- Recorded his third career double-double and his second in two games with 13 points and 10 rebounds at Iowa State (1/5/25)
- Has scored in double-figures eight times this season, entering the year with five-career double-figure games in his previous two seasons
- Recorded his second-career double-double with 10 points and 10 rebounds against Arlington Baptist (12/27/24)
- Notched a career high in scoring for a second-straight game with 16 points against Norfolk State (12/11/24)
- Scored a career-high 13 points to go with a game-high 8 rebounds against ACU (12/9/24)
- Pulled down a career-high 14 rebounds at UCONN (12/4/24)
- Recorded his third double-figure scoring game against Tarleton (11/17/24) after having five in his previous two seasons
- Matched a career-high with 11 points, highlighted by four dunks in a win over Sam Houston (11/12/24)
- Made his career-first start last season in the final game at the Ferrell Center against Mississippi Valley State (12/22/24)
- Had a game-high seven rebounds in the opening round of the NCAA Tournament against Colgate (3/22/24)
- Gave the Bears big minutes off the bench with 10 points and seven rebounds on 5-for-5 shooting in a win at WVU (2/14/24).
- Recorded his career-first double-double with 11 points and 11 rebounds against Nicholls (12/28/22)
- Made his debut with the Bears as they represented Team USA in the inaugural GLOBL JAM in Toronto in July of 2021
- He arrived just hours before BU's game against Team Canada, but played 14 minutes, scoring 6 points and grabbing 4 rebounds
- Attended NBA Academy Africa in 2017, before transitioning to NBA Global Academy in 2019
- Participated in the NCAA's Next Generation Sunday event at the 2019 Men's Final Four
- Competed for The NBA Academy Africa at the 2019 NBA Academy Games in Atlanta
- Participated in Basketball Without Borders Africa 2019 in Senegal
- Helped his team to a third-place finish in the 2018 NBA Academy Games for NBA Academy Africa
- Competed alongside top prospects from the league's academies in a series of exhibition games at the NBA G League Winter Showcase in Las Vegas in December of 2018

2024-25 GAME-BY-GAME

OPPONENT	DATE	GS	MIN	FG	3FG	FT	OR-DR-TR	PF	A	T	B	S	PTS
at Gonzaga	11/4	*	24	3-3	0-0	4-7	4-2-6	2	1	1	0	3	10
vs. Arkansas	11/9	*	20	2-2	0-0	0-0	0-3-3	2	0	2	0	1	4
SAM HOUSTON STATE	11/12	*	24	4-5	0-0	3-6	1-3-4	5	1	0	0	1	11
TARLETON	11/17	*	26	2-4	0-0	6-6	4-4-8	1	0	0	1	2	10
vs. St. Johns	11/21	*	17	1-1	0-0	0-0	2-2-4	1	1	0	1	1	2
vs. Tennessee	11/22	*	16	1-1	0-0	0-0	3-1-4	0	0	1	0	1	2
NEW ORLEANS	11/27	*	22	1-1	0-0	0-0	3-2-5	3	0	0	1	2	2
at UCONN	12/4	*	30	1-3	0-0	1-3	4-10-14	4	0	1	0	0	3
ABILENE CHRISTIAN	12/9	*	29	4-6	0-0	5-6	2-6-8	4	2	1	0	0	13
NORFOLK STATE	12/11	*	23	6-7	0-0	4-6	1-3-4	2	0	0	1	1	16
ARLINGTON BAPTIST	12/27	*	21	4-5	0-0	2-5	3-7-10	2	0	3	3	0	10
UTAH	12/31	*	18	2-2	0-0	2-3	4-2-6	5	2	0	3	1	6
at Iowa State	1/4	*	32	5-6	0-1	3-5	5-5-10	2	1	0	1	3	13
CINCINNATI	1/7	*	26	5-9	0-0	0-0	4-3-7	2	0	2	0	0	10
at Arizona St.	1/11	*	39	6-6	0-0	0-2	6-11-17	2	0	0	1	1	12
at Arizona	1/14	*	36	2-2	0-0	4-5	1-5-6	4	2	0	1	2	8
TCU	1/19	*	25	1-2	0-0	0-0	0-3-3	1	0	0	0	0	2
KANSAS STATE	1/22	*	16	1-3	0-0	0-0	3-0-3	3	0	0	0	0	2
at Utah	1/25	*	23	1-1	0-0	0-0	2-3-5	4	1	0	1	0	2
at BYU	1/28	*	35	4-5	0-0	1-2	3-4-7	3	1	2	1	2	9
KANSAS	2/1	*	30	4-5	0-0	3-4	3-6-9	4	1	4	0	0	11
at Texas Tech	2/4	*	29	4-4	0-0	2-2	3-1-4	2	0	2	2	1	10
UCF	2/8	*	5	1-1	0-0	0-0	0-1-1	1	0	1	0	0	2
at Houston	2/10												DNP (Knee)
WEST VIRGINIA	2/15												DNP (Knee)
ARIZONA	2/17												DNP (Knee)
at Colorado	2/22												DNP (Knee)
at Cincinnati	2/25												DNP (Knee)
OKLAHOMA STATE	3/1												OUT (Knee)
at TCU	3/4												OUT (Knee)
HOUSTON	3/8												OUT (Knee)

OJIANWUNA, Josh

				Field Goals		3-Point		F-Throws		Rebounds										Scoring	
SEASON	TEAM	GP-GS	MIN/AVG	FG-FGA	FG%	3FG-3FGA	3FG%	FT-FTA	FT%	OFF	DEF	TOT	AVG	PF-FO	A	TO	BLK	STL	PTS	AVG	
2022-23	Baylor	29-0	381/13.1	46-78	.590	0-0	.000	29-44	.659	46	55	101	3.5	55-0	7	19	11	11	121	4.2	
2023-24	Baylor	35-1	542/15.5	72-98	.735	0-1	.000	29-46	.630	53	65	118	3.4	81-0	10	34	4	17	173	4.9	
2024-25	Baylor	23-23	569/24.7	65-84	.774	0-1	.000	40-62	.645	61	87	148	6.4	59-2	13	19	18	21	170	7.4	
TOTAL		87-24	1492/17.1	183-260	.704	0-2	.000	98-152	.645	160	207	367	4.2	195-2	30	72	33	49	464	5.3	





15 — NORCHAD OMIER

F • 6-7 • 244 • 5TH • TR  
BLUEFIELDS, NICARAGUA  
(MIAMI PREP / ARKANSAS STATE / MIAMI)

SEASON HIGHS

Points: — 24 vs. St. John’s (11/21/24)  
FG: — 9 vs. St. John’s (11/21/24)  
FGA: — 18 vs. St. John’s (11/21/24)  
3FG: — 2 at Arizona St. (11/11/25), at Utah (1/25/25)  
3FGA: — 7 at Iowa State (1/4/25)  
FT: — 13 vs. Kansas (2/1/25)  
FTA: — 14 vs. Kansas (2/1/25)  
Rebounds: — 24 vs. ABU (12/27/24)  
Assists: — 3; five times, last vs. Kansas St. (1/22/25)  
Turnovers: — 5 vs. Sam Houston (11/12/24)  
Blocks: — 3 vs. ABU (12/27/24), vs. Utah (12/31/24)  
Steals: — 5 vs. Norfolk State (12/11/24)  
Minutes Played: — 40 vs. St. John’s (11/21/24)

CAREER HIGHS

Points: — 35 vs. ULM (3/3/22)  
FG: — 15 vs. Lyon (12/21/21)  
FGA: — 21 vs. ULM (3/3/22)  
3FG: — 4 at North Carolina (2/26/24)  
3FGA: — 9 at North Carolina (2/26/24)  
FT: — 13 vs. Kansas (2/1/25)  
FTA: — 14 vs. Kansas (2/1/25)  
Rebounds: — 26 vs. ULM (2/3/22)  
Assists: — 4 vs. Florida State (1/24/23), vs. NJIT (11/6/23) and UNC Greensboro (11/11/22)  
Turnovers: — 6 vs. Georgia Southern (11/1/22)  
Blocks: — 6 vs. Air Force (12/19/21)  
Steals: — 5, vs. Coastal Carolina (2/23/22), vs. Norfolk State (12/11/24)  
Minutes Played: — 42 at Wake Forest (1/6/24)

MISCELLANEOUS

	2024-25	BU RECORD
Double-Figure Points:	24	17-7
Double-Figure Rebounds:	19	14-5
Double-Double	17	12-5
20+ Points:	4	2-2
Led team in Points:	14	9-5
Led team in Rebounds:	24	15-9
Led team in Blocks:	14	9-5
Led team in Bench Points:	0	0-0

OMIER NOTEBOOK

- Fifth-Year senior transfer from Miami after starting his collegiate career at Arkansas State
- NCAA’s active leader in career rebounds (1,605), double-doubles (84), rebound average (10.8) and 11th in career points (2,264)
- His 16 double-doubles this season are the most by a BU player since **Rico Gathers** had 17 in 2014-15, and he is just three away from tying the single-season Baylor record of 19
- His 84-career double-doubles are tied with UVA’s **Ralph Sampson** for the fifth-most all-time
- Ranks 15th in NCAA History with 1,605 career boards, 2 away from passing the great Bill Russell for 14th, & 74 from making the top-10
- With 12 rebounds against Utah he became the 13th player in NCAA history with 2,000+ points and 1,500+ boards (1/25/25)
- Eclipsed the 2,000 point mark with games highs in points (19) and rebounds (24) against Arlington Baptist (12/27/24)
- First player since **Terry Black** to have five double-doubles in his first seven games at Baylor
- Capped off his trip to the Baha Mar Bahamas Championship with 20 points and 10 rebounds vs. Tennessee, securing all-tournament team honors (11/22/24)
- Scored a game-high 24 points and pulled down 10 rebounds, his 3rd double-double of the season, in a thrilling double-overtime win over St. John’s (11/21/24)
- Recorded his second-straight double-double with 18 points and 10 rebounds in a win over Sam Houston (11/12/24)
- With 15 points and 12 rebounds in a win over No. 16 Arkansas, Omier earned “4PT Dallas Duel” MVP honors (11/9/24)
- The first player with at least 15 points and 9 rebounds in their Baylor debut since Macio Teague had 18 pts and 10 rebs against UCA in 2019 (11/4/24)
- Preseason All-Big 12 Second Team
- Named to the Naismith Trophy, NABC Player of the Year and Karl Malone Power Forward of the Year watch lists
- The Bluefields, Nicaragua, native is the first person from Nicaragua to receive a Division I basketball scholarship
- Named to the 2024 ALL-ACC Second Team after averaging a career-best 17.0 points and 10.0 rebounds per game
- Honored with the Skip Prosser Award for men’s basketball last season, given to the top scholar-athlete in ACC men’s basketball
- Was the only player in the conference to average at least 15 points and nine rebounds last year
- He was the first Hurricane since Rion Brown in 2013-14 to lead the team in points and rebounds and just the sixth to do so since 1985
- Helped Miami to its first-ever Final Four Appearance in 2023
- 2021-22 Sunbelt Player of the Year and Sunbelt Defensive Player of the Year, just the 3rd player in conference history to do that
- 2020-21 Sunbelt Freshman of the Year
- In 2020-21 he became the fourth DI freshman since 1992-93 to average at least 12.0 points and 12.0 rebounds per game, joining Kansas State’s Michael Beasley (2007-08), Louisiana Tech’s Paul Millsap (2003-04) and Colgate’s Adonal Foyle (1994-95)
- Played for the Nicaraguan National team in 2021, where he notched six games, including four wins, during FIBA World Cup 2023 Americas Pre-Qualifiers

2024-25 GAME-BY-GAME

OPPONENT	DATE	GS	MIN	FG	3FG	FT	OR-DR-TR	PF	A	T	B	S	PTS
at Gonzaga	11/4	*	30	5-12	0-2	5-7	2-7-9	2	0	3	1	1	15
vs. Arkansas	11/9	*	29	7-10	0-1	1-2	3-9-12	4	1	0	0	0	15
SAM HOUSTON STATE	11/12	*	29	8-11	1-2	1-1	5-5-10	2	2	5	1	1	18
TARLETON	11/17	*	25	2-3	0-0	1-2	4-5-9	4	3	2	1	2	5
vs. St. Johns	11/21	*	40	9-18	0-3	6-10	4-6-10	4	3	2	1	3	24
vs. Tennessee	11/22	*	30	8-10	1-1	5-6	4-6-10	4	3	3	0	0	22
NEW ORLEANS	11/27	*	23	5-10	0-2	2-2	8-5-13	2	2	3	1	2	12
at UCONN	12/4	*	31	5-10	0-2	4-6	5-2-7	5	2	2	2	1	14
ABILENE CHRISTIAN	12/9	*	17	7-7	0-0	1-1	2-4-6	3	1	2	0	0	15
NORFOLK STATE	12/11	*	26	7-10	1-1	4-6	2-5-7	2	2	2	1	5	19
ARLINGTON BAPTIST	12/27	*	26	8-15	0-0	3-4	7-17-24	4	2	5	3	2	19
UTAH	12/31	*	29	5-7	1-3	4-4	4-10-14	3	1	3	3	2	15
at Iowa State	1/4	*	27	3-11	1-7	3-5	4-6-10	2	2	2	0	0	9
CINCINNATI	1/7	*	28	7-9	1-1	3-3	3-7-10	3	3	1	1	2	18
at Arizona St.	1/11	*	33	7-12	2-4	3-4	3-5-8	3	0	4	1	1	19
at Arizona	1/14	*	26	4-6	1-2	0-1	0-4-4	4	2	4	1	1	9
TCU	1/19	*	31	6-11	1-3	7-11	1-4-5	4	1	3	2	0	20
KANSAS STATE	1/22	*	34	1-9	1-3	0-0	6-7-13	4	3	0	1	0	3
at Utah	1/25	*	30	6-9	2-3	8-10	6-6-12	3	2	2	1	2	22
at BYU	1/28	*	36	5-12	1-5	1-4	5-3-8	5	2	4	0	1	12
KANSAS	2/1	*	33	2-8	1-4	13-14	4-12-16	4	0	4	1	1	18
at Texas Tech	2/4	*	35	5-16	0-3	6-8	4-8-12	2	1	3	1	1	16
UCF	2/8	*	36	6-10	0-0	6-6	4-8-12	4	2	2	0	1	18
at Houston	2/10	*	37	8-9	1-1	2-2	2-3-5	4	0	2	0	0	19
WEST VIRGINIA	2/15	*	36	6-11	0-0	5-6	2-8-10	5	1	3	1	4	17
ARIZONA	2/17	*	37	6-8	0-0	3-4	4-7-11	4	1	2	1	2	15
at Colorado	2/22	*	36	7-11	0-2	4-6	4-9-13	4	0	1	2	0	18
at Cincinnati	2/25	*	32	7-12	0-1	1-1	6-4-10	4	3	4	1	0	15
OKLAHOMA STATE	3/1	*	34	3-6	0-1	4-5	4-9-13	5	1	2	0	2	10
at TCU	3/4	—	—	—	—	—	—	—	—	—	—	—	—
HOUSTON	3/8	—	—	—	—	—	—	—	—	—	—	—	—

OMIER, Norchad

		Field Goals		3-Point		F-Throws		Rebounds				Scoring			
SEASON	TEAM	GP-GS	MIN/AVG	FG-FGA	FG%	3FG-3FGA	3FG%	FT-FTA	FT%	OFF	DEF	TOT	AVG	PF-FO	A TO BLK STL PTS AVG
2020-21	ASU	23-22	614/26.7	118-219	.539	0-3	.000	53-77	.688	92	190	282	12.3	72-2	18 41 33 28 289 12.6
2021-22	ASU	29-28	839/28.9	203-321	.632	1-3	.333	113-155	.729	116	237	353	12.2	97-7	34 78 57 46 520 17.9
2022-23	UM	37-36	1067/28.8	186-324	.574	5-16	.313	109-148	.736	133	238	371	10.0	111-3	47 72 42 41 486 13.1
2023-24	UM	31-31	948/30.6	198-359	.552	24-68	.353	108-144	.750	105	204	309	10.0	91-4	38 72 24 47 528 17.0
2024-25	Baylor	29-29	895/30.9	165-293	.563	16-57	.281	105-139	.755	112	191	303	10.4	103-4	46 75 28 37 451 15.6
TOTAL FOR Baylor		29-29	895/30.9	165-293	.563	16-57	.281	105-139	.755	112	191	303	10.4	103-4	46 75 28 37 451 15.6
TOTAL		149-146	4363/29.3	870-1516	.574	46-147	.313	488-663	.736	558	1060	1618	10.9	474-20	183 338 184 199 2274 15.3





3 — JEREMY ROACH

G • 6-2 • 180 • 5TH • TR

LEESBURG, VA

(ST. PAUL IV VI / DUKE)

SEASON HIGHS

Points: — 21 vs. Oklahoma State (3/01/25)  
FG: — 8 vs. Oklahoma State (3/01/25)  
FGA: — 18 vs. New Orleans (1/27/24)  
3FG: — 4 vs. Tarleton (11/12/24), vs. Oklahoma State (3/01/25)  
3FGA: — 9 vs. TCU (1/19/25)  
FT: — 4 at Gonzaga (11/4/24)  
FTA: — 5 vs. St. John's (11/21/24)  
Rebounds: — 7 at Texas Tech (2/4/25)  
Assists: — 8 vs. Sam Houston (11/12/24)  
Turnovers: — 4 vs. Sam Houston (11/12/24)  
Blocks: — 1 at Gonzaga (11/4/24)  
Steals: — 3 at Colorado (2/22/25)  
Minutes Played: — 44 vs. St. John's (11/21/24)

CAREER HIGHS

Points: — 23 vs. Virginia (3/11/23) and Oral Roberts (3/16/23)  
FG: — 9; six times  
FGA: — 20 vs. North Carolina (2/4/23)  
3FG: — 5 vs. Syracuse (3/10/22)  
3FGA: — 10 vs. Syracuse (3/10/22)  
FT: — 9 at Notre Dame (1/6/24)  
FTA: — 9; five times  
Rebounds: — 8 at Georgia Tech (12/2/23)  
Assists: — 11 vs. Virginia Tech (2/25/23)  
Turnovers: — 5; five times  
Blocks: — 2 vs. Elon (12/18/21)  
Steals: — 5 vs. South Carolina (2/23/22)  
Minutes Played: — 44 vs. St. John's (11/21/24)

MISCELLANEOUS

	24-25	BU RECORD
Double-Figure Points:	12	7-5
Double-Double	0	0-0
20+ Points:	2	2-0
5+ Assists:	4	4-0
Led team in Points:	2	1-1
Led team in Rebounds:	0	0-0
Led team in Assists:	4	3-1
Led team in Bench Points:	3	1-2

ROACH NOTEBOOK

- Fifth-Year transfer point guard from Leesburg, Va., by way of Duke University
- Big 12 Preseason Newcomer of the Year and Preseason All-Big 12 Second Team
- A two-time team captain for the Blue Devils in 2022-23 and 2023-24
- Captured new season-high in points (21) on Senior Night against Oklahoma State (03/01/25)
- Tied for a game-high 16 points to lead the Bears at Iowa State (1/5/25)
- Scored 17 points with 8 assists against UNO, his 8-0 assist-turnover ratio was his best at BU and his best since recording 8 assists and no turnovers against Hofstra last season at Duke (12/12/23)
- Hit a game-winning three-pointer as time expired to lift the Bears to a double-overtime win over No. 22 St. John's, the first game-winning shot by a Baylor player since 2016, earning a spot on the Baha Mar Bahamas Championship All-Tournament Team (11/21/24)
- Scored in double-figures and a season-high 14 points in a 63-point win over Tarleton (11/17/24)
- Contributed 12 points and a season-high 8 assists in a 37 point win over Sam Houston (11/12/24)
- Recorded his first double-figure scoring effort in green and gold with 13 points against Arkansas (11/9/24).
- Four-year letterwinner for the Blue Devils, playing 130 career games with 108 starts, including 33 starts in 2023-24
- Eclipsed 1,000 career points in Duke's game versus Arizona (11/10/23) nd finished his senior season with 1,469 total points
- Helped Duke to an ACC regular season title (2022), the Final Four (2022) and claimed the ACC Tournament title (2023)
- Selected as the team's most valuable player in 2022-23, Roach was an All-ACC Honorable Mention selection and made the All-ACC Tournament Team as Duke's second-leading scorer at 13.6 points per game
- Selected to NCAA West Region All-Tournament Team in a run to the 2022 Final Four
- Averaged 11.8 points, 2.8 boards and 3.0 dimes in five NCAA Tournament games in 2022
- A five-star point guard, ranked No. 18 overall and the No. 4 point guard in ESPN 100's rankings for the class of 2020
- Averaged 19.1 points, 6.3 rebounds, 2.8 assists and 1.9 steals per game as a senior and guided St. Paul VI HS to the VISAA D-I State Championship
- Named to the Virginia All-State Boys Basketball First Team presented by Suddenlink
- The Virginia Gatorade Player of the Year as a senior
- 2020 McDonalds All-American

2024-25 GAME-BY-GAME

OPPONENT	DATE	GS	MIN	FG	3FG	FT	OR-DR-TR	PF	A	T	B	S	PTS
at Gonzaga	11/4	*	27	2-9	1-4	4-4	0-2-2	1	3	2	1	1	9
vs. Arkansas	11/9	*	31	5-10	1-5	2-4	0-1-1	2	2	2	0	0	13
SAM HOUSTON STATE	11/12	*	30	5-9	2-5	0-0	0-2-2	2	8	4	0	0	12
TARLETON	11/17	*	29	5-11	4-8	0-0	0-2-2	0	5	2	0	1	14
vs. St. Johns	11/21	*	44	7-14	3-5	3-5	1-2-3	2	4	3	0	1	20
vs. Tennessee	11/22	*	37	4-9	0-2	0-0	1-0-1	1	3	2	0	0	8
NEW ORLEANS	11/27	*	32	7-18	2-7	1-1	0-3-3	0	8	0	0	1	17
at UCONN	12/4	*	23	1-2	2-3	2-3	0-1-1	1	0	1	0	0	9
ABILENE CHRISTIAN	12/9						DNP (Concussion Protocol)						
NORFOLK STATE	12/11						DNP (Concussion Protocol)						
ARLINGTON BAPTIST	12/27	*	25	4-9	0-2	0-0	1-1-2	1	7	2	0	2	8
UTAH	12/31	*	27	6-12	4-6	1-1	0-3-3	2	1	3	0	2	15
at Iowa State	1/4	*	37	5-14	4-7	2-2	1-0-1	3	3	0	0	1	16
CINCINNATI	1/7	*	36	3-8	0-3	0-0	0-0-0	2	4	1	0	1	6
at Arizona St.	1/11	*	38	2-11	1-6	2-5	0-2-2	3	2	2	0	1	7
at Arizona	1/14	*	32	5-9	1-2	2-2	2-1-3	4	1	0	0	1	13
TCU	1/19	*	34	4-15	3-9	0-0	1-1-2	2	2	0	0	2	11
KANSAS STATE	1/22						DNP (Concussion Protocol)						
at Utah	1/25						DNP (Concussion Protocol)						
at BYU	1/28						DNP (Concussion Protocol)						
KANSAS	2/1						DNP (Concussion Protocol)						
at Texas Tech	2/4	*	38	3-11	2-4	4-4	0-7-7	2	2	1	0	0	12
UCF	2/8	*	26	3-6	1-4	2-4	0-0-0	2	4	0	0	1	9
at Houston	2/10	*	25	2-3	2-2	0-0	0-0-0	4	2	2	0	1	6
WEST VIRGINIA	2/15		19	0-6	0-2	1-2	0-2-2	0	1	1	0	1	1
ARIZONA	2/17		22	2-9	1-4	1-2	1-0-1	1	0	0	1	0	6
at Colorado	2/22		29	4-15	2-5	1-1	0-3-3	4	0	0	1	3	11
at Cincinnati	2/25		25	4-7	0-1	0-0	0-1-1	0	2	1	0	0	8
OKLAHOMA STATE	3/1		32	8-17	4-7	1-2	0-4-4	2	3	3	0	1	21
at TCU	3/4		—	—	—	—	—	—	—	—	—	—	—
HOUSTON	3/8		—	—	—	—	—	—	—	—	—	—	—

ROACH, Jeremy

				Field Goals		3-Point		F-Throws		Rebounds									Scoring	
SEASON	TEAM	GP-GS	MIN/AVG	FG-FGA	FG%	3FG-3FGA	3FG%	FT-FTA	FT%	OFF	DEF	TOT	AVG	PF-FO	A	TO	BLK	STL	PTS	AVG
2020-21	DU	24-18	657/27.4	78-172	.453	26-84	.310	27-40	.675	14	38	52	2.2	65-2	66	47	1	18	209	8.7
2021-22	DU	39-27	1145/29.4	118-288	.410	39-121	.322	61-80	.763	13	81	94	2.4	86-0	123	63	4	33	336	8.6
2022-23	DU	32-30	1062/33.2	159-373	.426	46-134	.343	71-91	.780	21	58	79	2.5	58-1	99	71	0	28	435	13.6
2023-24	DU	35-33	1144/32.7	166-355	.468	54-126	.429	103-122	.844	21	67	88	2.5	75-1	114	49	5	39	489	14.0
2024-25	Baylor	23-18	695/30.2	93-238	.391	37-101	.366	29-42	.690	8	38	46	2.0	41-0	67	32	3	21	252	11.0
TOTAL FOR Baylor		23-18	695/30.2	93-238	.391	37-101	.366	29-42	.690	8	38	46	2.0	41-0	67	32	3	21	252	11.0
TOTAL		153-126	4704/30.7	614-1426	.431	202-566	.357	291-375	.776	77	282	359	2.3	325-4	469	262	13	139	1721	11.2



1 — ROBERT WRIGHT

G • 6-1 • 180 • FR. • HS  
WILMINGTON, DEL.  
(MONTVERDE ACADEMY)

SEASON/CAREER HIGHS

Points: — 24 vs. Kansas (2/1/25)  
FG: — 9 at UCONN (12/4/24)  
FGA: — 16 vs. Kansas (2/1/25)  
3FG: — 4 vs. St. John's (11/21/24)  
3FGA: — 6 vs. New Orleans (11/27/24)  
FT: — 8 at Utah (1/25/25), at BYU (1/28/25)  
FTA: — 10 vs. Oklahoma State (3/01/25)  
Rebounds: — 4; six times, last vs. Oklahoma State (3/01/25)  
Assists: — 13 vs. Norfolk St. (12/11/24)  
Turnovers: — 3; 10 times; last vs. WVU (2/15/25)  
Blocks: — 1 at Arizona St. (1/11/25)  
Steals: — 5 vs. TCU (1/19/25)  
Minutes Played: — 39 at BYU (1/28/25) at Texas Tech (2/4/25)

MISCELLANEOUS

	2024-25	BU RECORD
Double-Figure Points:	18	12-6
Double-Double	1	1-0
20+ Points:	3	1-2
5+ Assists:	8	6-2
Led team in Points:	3	1-2
Led team in Rebounds:	0	0-0
Led team in Assists:	15	6-9
Led team in Bench Points:	12	7-5

WRIGHT NOTEBOOK

- Freshman point guard from Wilmington, Del.
- Holds the BU freshman assist record with 126 dimes, besting the previous mark of 120, held by John Lucas III
- Wright was named the Big 12 Newcomer of the Week after averaging 23 points against BYU (22) and Kansas (24)
- Scoring 20 of his 24 points in the second half, helping erase Kansas' 19-point halftime lead before the 13-minute mark (2/1/25)
- Scored the final 14-points to help Baylor get to overtime and combined with VJ Edgcombe to score the team's final 25 points at BYU (1/28/25)
- Set the Baylor freshman single-game record with 13 assists to go along with 16 points against Norfolk State (12/11/24)
- Notched a career-high 22 points in 33 minutes, while leading the team in assists (4) at UConn (12/4/24)
- Established a career high with 18 points against New Orleans, his sixth game leading the team in bench points (11/27/24)
- Recorded five-straight double-figure scoring efforts to start his career, the first freshman since Kendall Brown to accomplish that (8)
- Set a career high with four threes en route to a career-high 17 points off the bench in a double-overtime win against St. John's (11/21/24)
- Tied a season-high with 12 points and set a new season high with 9 assists against Tarleton, boasting a +55 plus-minus rating, the highest by any player since Keyonte George had a +56 against Mississippi Valley in the 2022-23 season opener (11/17/24).
- With 12 points and six assists in the opener against Gonzaga, became the first Baylor freshman in the Drew Era and the first player since Manu LeCompte (2016) to notch 10+ points and 6+ assists in his debut (11/4/24)
- Played his senior season at Montverde Academy after a stellar prep career at Neumann-Goretti High School in Pennsylvania
- Helped Montverde to a 33-0 record and a Chipotle Nationals Title (Formerly GEICO Nationals)
- Was a perfect 4-for-4 from the field with nine points, leading the Eagles to a 79-63 victory over Paul VI
- Named the Gatorade Player of the Year in the Keystone State in 2022-23
- As a junior, Wright led the Saints to a 22-3 record and a berth in the Class 4A state tournament
- He averaged 23.1 points, 4.6 rebounds and 4.9 assists, helping his team reach the state championship game
- En route to a state title in 2021-22, Wright averaged 22.2 points, 5.0 rebounds, 5.0 assists and 2.4 steals
- Was named the 2022 and 2023 Class 4A Player of the Year in Pennsylvania
- MVP of both the 2023 Iolani Classic in Hawaii and the Spalding Hoophall Classic in Massachusetts.

2024-25 GAME-BY-GAME

OPPONENT	DATE	GS	MIN	FG	3FG	FT	OR-DR-TR	PF	A	T	B	S	PTS
at Gonzaga	11/4		30	6-14	0-2	0-0	1-0-1	0	6	1	0	2	12
vs. Arkansas	11/9		17	3-4	0-0	4-5	0-1-1	3	2	2	0	0	10
SAM HOUSTON STATE	11/12		24	4-10	1-3	1-1	1-2-3	2	6	1	0	0	10
TARLETON	11/17		27	3-6	2-3	4-4	1-2-3	1	9	3	0	1	12
vs. St. Johns	11/21		27	6-13	4-5	1-2	0-1-1	0	3	3	0	1	17
vs. Tennessee	11/22		22	2-6	0-1	0-0	2-1-3	0	3	3	0	0	4
NEW ORLEANS	11/27		31	7-12	3-6	1-2	0-2-2	2	4	3	0	1	18
at UCONN	12/4		33	9-14	1-3	3-5	0-1-1	3	4	0	0	1	22
ABILENE CHRISTIAN	12/9	*	31	3-8	0-1	2-3	2-0-2	1	4	2	0	0	8
NORFOLK STATE	12/11	*	35	7-10	2-4	0-0	1-3-4	1	13	1	0	2	16
ARLINGTON BAPTIST	12/27		25	5-8	1-2	2-2	1-1-2	1	9	3	0	3	13
UTAH	12/31		27	5-12	1-3	4-4	1-3-4	2	2	1	0	2	15
at Iowa State	1/4		27	1-6	1-2	1-2	0-1-1	2	1	2	0	0	10
CINCINNATI	1/7		27	2-6	0-0	3-4	0-3-3	1	2	1	0	1	7
at Arizona St.	1/11		31	3-7	1-1	2-2	0-1-1	4	2	3	1	0	9
at Arizona	1/14		34	7-14	0-3	2-3	0-1-1	1	4	1	0	1	16
TCU	1/19	*	36	3-8	0-1	0-0	0-3-3	0	8	1	0	5	6
KANSAS STATE	1/22	*	33	3-11	1-3	1-2	0-1-1	1	5	1	0	0	8
at Utah	1/25	*	35	3-11	0-4	8-8	0-2-2	2	3	3	0	1	14
at BYU	1/28	*	39	6-12	2-4	8-8	1-3-4	3	6	2	0	1	22
KANSAS	2/1	*	37	9-16	0-1	6-6	0-2-2	1	6	3	0	2	24
at Texas Tech	2/4	*	39	5-13	1-3	4-6	1-3-4	2	3	2	0	0	15
UCF	2/8	*	32	2-9	1-3	0-0	1-0-1	0	4	4	0	2	5
at Houston	2/10	*	28	2-7	2-3	4-6	0-2-2	1	3	3	0	1	10
WEST VIRGINIA	2/15	*	36	6-7	1-1	3-5	1-3-4	2	3	3	0	0	16
ARIZONA	2/17	*	26	0-6	0-1	0-0	0-0-0	1	4	3	0	1	0
at Colorado	2/22	*	27	3-11	1-4	0-0	0-4-4	2	3	2	0	1	7
at Cincinnati	2/25	*	18	2-5	2-3	0-0	0-1-1	1	4	4	0	1	6
OKLAHOMA STATE	3/1	*	30	5-14	0-5	6-10	1-3-4	2	2	2	0	0	16
at TCU	3/4		—	—	—	—	—	—	—	—	—	—	—
HOUSTON	3/8		—	—	—	—	—	—	—	—	—	—	—

WRIGHT, Robert

				Field Goals		3-Point		F-Throws		Rebounds									Scoring	
SEASON	TEAM	GP-GS	MIN/AVG	FG-FGA	FG%	3FG-3FGA	3FG%	FT-FTA	FT%	OFF	DEF	TOT	AVG	PF-FO	A	TO	BLK	STL	PTS	AVG
2024-25	Baylor	29-15	866/29.9	125-291	.430	28-79	.354	70-90	.778	15	51	66	2.3	39-0	128	63	2	31	348	12.0
TOTAL		29-15	866/29.9	125-291	.430	28-79	.354	70-90	.778	15	51	66	2.3	39-0	128	63	2	31	348	12.0

2024-25 SEASON STATISTICS



2024-25 Baylor Men's Basketball  
Combined Team Statistics  
All games

Page 1/1  
as of Mar 02, 2025

Game Records

Record	Overall	Home	Away	Neutral
ALL GAMES	17-12	13-2	2-9	2-1
CONFERENCE	9-9	7-2	2-7	0-0
NON-CONFERENCE	8-3	6-0	0-2	2-1

Score by Periods

Team	1st	2nd	OT	TOT
Baylor	1009	1195	53	2257
Opponents	941	1039	47	2027

Team Box Score

No.	Player				Total		3-Point		F-Throw		Rebounds													
		GP-GS	MIN	AVG	FG-FGA	FG%	3FG-3FGA	3FG%	FT-FTA	FT%	OFF	DEF	TOT	AVG	PF	DQ	A	TO	BLK	STL	PTS	AVG		
15	OMIER, Norchad	29-29	895:10	30.9	165-293	.563	16-57	.281	105-139	.755	112	191	303	10.4	103	4	46	75	28	37	451	15.6		
7	EDGECOMBE, V.J.	27-27	863:32	32.0	133-305	.436	43-121	.355	85-110	.773	51	94	145	5.4	70	0	90	54	17	56	394	14.6		
1	WRIGHT, Robert	29-15	865:53	29.9	125-291	.430	28-79	.354	70-90	.778	15	51	66	2.3	39	0	128	63	2	31	348	12.0		
3	ROACH, Jeremy	23-18	695:06	30.2	93-238	.391	37-101	.366	29-42	.690	8	38	46	2.0	41	0	67	32	3	21	252	11.0		
13	LOVE, Langston	15-7	405:12	27.0	43-114	.377	21-67	.313	30-33	.909	14	28	42	2.8	28	0	18	18	3	11	137	9.1		
2	NUNN, Jayden	28-21	804:14	28.7	86-217	.396	56-133	.421	23-37	.622	21	56	77	2.8	49	1	43	24	3	27	251	9.0		
32	CELESTINE, Jalen	25-5	604:17	24.2	63-160	.394	46-123	.374	21-26	.808	22	63	85	3.4	58	2	18	18	6	15	193	7.7		
17	OJIANWUNA, Josh	23-23	568:34	24.7	65-84	.774	0-1	.000	40-62	.645	61	87	148	6.4	59	2	13	19	18	21	170	7.4		
5	ASEMOTA, Jason	21-0	143:57	6.9	13-42	.310	5-23	.217	2-6	.333	11	24	35	1.7	24	0	5	3	4	7	33	1.6		
25	ADEGBOLA, Omar	10-0	22:03	2.2	5-9	.556	1-3	.333	1-1	1.000	2	1	3	0.3	1	0	1	1	0	0	12	1.2		
22	DUBRAVCIC, Marino	12-0	34:59	2.9	3-6	.500	0-0	.000	3-6	.500	4	3	7	0.6	3	0	0	3	0	1	9	0.8		
21	HUBBARD, Davidson	10-0	22:03	2.2	3-6	.500	1-3	.333	0-0	.000	1	5	6	0.6	1	0	0	1	1	0	7	0.7		
Team											46	33	79					20						
Total		29	5925		797-1765	.452	254-711	.357	409-552	.741	368	674	1042	35.9	476	9	429	331	85	227	2257	77.8		
Opponents		29	5925		710-1612	.440	229-647	.354	378-545	.694	283	654	937	32.3	492	10	429	385	118	178	2027	69.9		

Team Statistics

	BAYLOR	OPP
Scoring	2257	2027
Points per game	77.8	69.9
Scoring margin	+7.9	-
Field goals-att	797-1765	710-1612
Field goal pct	.452	.440
3 point fg-att	254-711	229-647
3-point FG pct	.357	.354
3-pt FG made per game	8.8	7.9
Free throws-att	409-552	378-545
Free throw pct	.741	.694
F-Throws made per game	14.1	13.0
Rebounds	1042	937
Rebounds per game	35.9	32.3
Rebounding margin	+3.6	-
Assists	429	429
Assists per game	14.8	14.8
Turnovers	331	385
Turnovers per game	11.4	13.3
Turnover margin	+1.9	-
Assist/turnover ratio	1.3	1.1
Steals	227	178
Steals per game	7.8	6.1
Blocks	85	118
Blocks per game	2.9	4.1
Winning streak	1	-
Home win streak	1	-
Attendance	112500	125729
Home games-Avg/Game	15-7500	11-11430
Neutral site-Avg/Game	-	3-4801

Team Results

Date	Opponent		Score	Att.
11/04/2024	at Gonzaga	L	63-101	12000
11/09/2024	vs Arkansas	W	72-67	10207
11/12/2024	Sam Houston	W	104-67	7500
11/17/2024	Tarleton St.	W	104-41	7500
11/21/2024	vs St. John's (NY)	Wot2	99-98	2077
11/22/2024	vs Tennessee	L	62-77	2119
11/27/2024	New Orleans	W	91-60	7500
12/04/2024	at UConn	L	72-76	10299
12/09/2024	Abilene Christian	W	88-57	7500
12/11/2024	Norfolk St.	W	94-69	7500
12/27/2024	Arlington Baptist	W	107-53	7500
12/31/2024	Utah	W	81-56	7500
01/04/2025	at Iowa St.	L	55-74	14267
01/07/2025	Cincinnati	W	68-48	7500
01/11/2025	at Arizona St.	Wot	72-66	9449
01/14/2025	at Arizona	L	70-81	14034
01/19/2025	TCU	L	71-74	7500
01/22/2025	Kansas St.	W	70-62	7500
01/25/2025	at Utah	W	76-61	8311
01/28/2025	at BYU	Lot	89-93	17297
02/01/2025	Kansas	W	81-70	7500
02/04/2025	at Texas Tech	L	59-73	15098
02/08/2025	UCF	W	91-76	7500
02/10/2025	at Houston	L	65-76	7035
02/15/2025	West Virginia	Wot	74-71	7500
02/17/2025	Arizona	L	67-74	7500
02/22/2025	at Colorado	L	74-76	7341
02/25/2025	at Cincinnati	L	67-69	10598
03/01/2025	Oklahoma St.	W	71-61	7500

Game Records					Score by Periods				
Record	Overall	Home	Away	Neutral	Team	1st	2nd	OT	TOT
ALL GAMES	9-9	7-2	2-7	0-0	Baylor	554	716	31	1301
CONFERENCE	9-9	7-2	2-7	0-0	Opponents	576	659	26	1261
NON-CONFERENCE	0-0	0-0	0-0	0-0					

Team Box Score																									
No.	Player				Total		3-Point		F-Throw		Rebounds														
		GP-GS	MIN	AVG	FG-FGA	FG%	3FG-3FGA	3FG%	FT-FTA	FT%	OFF	DEF	TOT	AVG	PF	DQ	A	TO	BLK	STL	PTS	AVG			
7	EDGEcombe, V.J.	17-17	584:38	34.4	90-199	.452	31-79	.392	66-81	.815	27	59	86	5.1	52	0	56	35	4	31	277	16.3			
15	OMIER, Norchad	18-18	589:56	32.8	94-177	.531	13-43	.302	72-92	.783	66	120	186	10.3	67	3	25	46	17	20	273	15.2			
1	WRIGHT, Robert	18-13	563:57	31.3	70-186	.376	14-49	.286	52-66	.788	6	37	43	2.4	25	0	65	41	2	20	206	11.4			
13	LOVE, Langston	8-6	247:16	30.9	23-65	.354	12-40	.300	27-29	.931	9	16	25	3.1	14	0	10	12	3	7	85	10.6			
3	ROACH, Jeremy	14-9	419:00	29.9	51-143	.357	23-62	.371	17-25	.680	5	24	29	2.1	31	0	27	14	2	15	142	10.1			
32	CELESTINE, Jalen	14-5	354:33	25.3	34-89	.382	24-68	.353	11-16	.688	11	46	57	4.1	30	0	9	13	2	8	103	7.4			
17	OJIANWUNA, Josh	12-12	315:26	26.3	36-46	.783	0-1	.000	15-23	.652	34	44	78	6.5	33	1	8	10	11	9	87	7.3			
2	NUNN, Jayden	17-10	482:42	28.4	39-113	.345	24-70	.343	16-25	.640	9	34	43	2.5	33	1	22	13	1	11	118	6.9			
5	ASEMOTA, Jason	13-0	91:45	7.1	4-23	.174	2-14	.143	0-0	.000	5	12	17	1.3	21	0	4	3	4	3	10	0.8			
21	HUBBARD, Davidson	3-0	04:23	1.5	0-0	.000	0-0	.000	0-0	.000	0	1	1	0.3	1	0	0	0	0	0	0	0.0			
25	ADEGBOLA, Omar	3-0	04:23	1.5	0-0	.000	0-0	.000	0-0	.000	0	0	0	0.0	0	0	0	1	0	0	0	0.0			
22	DUBRAVCIC, Marino	6-0	16:59	2.8	0-0	.000	0-0	.000	0-2	.000	0	1	1	0.2	2	0	0	0	0	1	0	0.0			
Team											34	21	55					17							
Total		18	3675		441-1041	.424	143-426	.336	276-359	.769	206	415	621	34.5	309	5	226	205	46	125	1301	72.3			
Opponents		18	3675		445-1009	.441	136-401	.339	235-334	.704	180	416	596	33.1	313	6	268	214	70	110	1261	70.1			

Team Statistics

	BAYLOR	OPP
Scoring	1301	1261
Points per game	72.3	70.1
Scoring margin	+2.2	-
Field goals-att	441-1041	445-1009
Field goal pct	.424	.441
3 point fg-att	143-426	136-401
3-point FG pct	.336	.339
3-pt FG made per game	7.9	7.6
Free throws-att	276-359	235-334
Free throw pct	.769	.704
F-Throws made per game	15.3	13.1
Rebounds	621	596
Rebounds per game	34.5	33.1
Rebounding margin	+1.4	-
Assists	226	268
Assists per game	12.6	14.9
Turnovers	205	214
Turnovers per game	11.4	11.9
Turnover margin	+0.5	-
Assist/turnover ratio	1.1	1.3
Steals	125	110
Steals per game	6.9	6.1
Blocks	46	70
Blocks per game	2.6	3.9
Winning streak	1	-
Home win streak	1	-
Attendance	67500	103430
Home games-Avg/Game	9-7500	9-11492
Neutral site-Avg/Game	-	0-0

Team Results

Date	Opponent		Score	Att.
12/31/2024	Utah	W	81-56	7500
01/04/2025	at Iowa St.	L	55-74	14267
01/07/2025	Cincinnati	W	68-48	7500
01/11/2025	at Arizona St.	Wot	72-66	9449
01/14/2025	at Arizona	L	70-81	14034
01/19/2025	TCU	L	71-74	7500
01/22/2025	Kansas St.	W	70-62	7500
01/25/2025	at Utah	W	76-61	8311
01/28/2025	at BYU	Lot	89-93	17297
02/01/2025	Kansas	W	81-70	7500
02/04/2025	at Texas Tech	L	59-73	15098
02/08/2025	UCF	W	91-76	7500
02/10/2025	at Houston	L	65-76	7035
02/15/2025	West Virginia	Wot	74-71	7500
02/17/2025	Arizona	L	67-74	7500
02/22/2025	at Colorado	L	74-76	7341
02/25/2025	at Cincinnati	L	67-69	10598
03/01/2025	Oklahoma St.	W	71-61	7500



2024-25 BAYLOR GAME-BY-GAME STATISTICS



2024-25 Baylor Men's Basketball  
Team Game-by-Game  
All games

Page 1/1  
as of Mar 02, 2025

Opponent	Date	Score		Total		3-Pointers		Free throws		Rebounds													
				FG-FGA	PCT	3FG-3FGA	PCT	FT-FTA	PCT	OFF	DEF	TOT	AVG	PF	A	TO	BLK	STL	PTS	AVG			
at Gonzaga	11/04/2024	63-101	L	23-62	.371	3-21	.143	14-20	.700	14	18	32	32.0	14	11	12	4	8	63	63.0			
vs Arkansas	11/09/2024	72-67	W	27-58	.466	7-24	.292	11-17	.647	9	23	32	32.0	16	12	8	1	6	72	67.5			
Sam Houston	11/12/2024	104-67	W	41-70	.586	14-32	.438	8-11	.727	16	26	42	35.3	16	30	15	3	9	104	79.7			
Tarleton St.	11/17/2024	104-41	W	31-60	.517	15-32	.469	27-36	.750	18	23	41	36.8	10	22	12	7	15	104	85.8			
vs St. John's (NY)	11/21/2024	99-98	Wot2	35-83	.422	15-29	.517	14-23	.609	16	25	41	37.6	18	22	15	5	11	99	88.4			
vs Tennessee	11/22/2024	62-77	L	25-59	.424	6-22	.273	6-8	.750	15	14	29	36.2	15	12	12	1	4	62	84.0			
New Orleans	11/27/2024	91-60	W	35-72	.486	15-37	.405	6-7	.857	16	21	37	36.3	13	19	6	5	10	91	85.0			
at UConn	12/04/2024	72-76	L	27-55	.491	6-17	.353	12-19	.632	13	17	30	35.5	25	9	10	2	3	72	83.4			
Abilene Christian	12/09/2024	88-57	W	35-59	.593	8-18	.444	10-16	.625	10	27	37	35.7	17	15	9	1	5	88	83.9			
Norfolk St.	12/11/2024	94-69	W	36-65	.554	9-26	.346	13-19	.684	12	22	34	35.5	12	25	8	2	16	94	84.9			
Arlington Baptist	12/27/2024	107-53	W	41-81	.506	13-27	.481	12-17	.706	23	43	66	38.3	11	26	19	8	15	107	86.9			
Utah	12/31/2024	81-56	W	28-69	.406	9-32	.281	16-18	.889	14	32	46	38.9	18	13	12	8	11	81	86.4			
at Iowa St.	01/04/2025	55-74	L	19-64	.297	7-29	.241	10-14	.714	13	22	35	38.6	16	11	8	2	9	55	84.0			
Cincinnati	01/07/2025	68-48	W	27-54	.500	5-14	.357	9-11	.818	8	21	29	37.9	13	12	11	2	6	68	82.9			
at Arizona St.	01/11/2025	72-66	Wot	25-58	.431	8-21	.381	14-21	.667	15	28	43	38.3	18	9	16	3	6	72	82.1			
at Arizona	01/14/2025	70-81	L	27-56	.482	6-20	.300	10-13	.769	7	22	29	37.7	21	11	13	2	8	70	81.4			
TCU	01/19/2025	71-74	L	25-63	.397	9-25	.360	12-18	.667	9	16	25	36.9	11	17	5	2	11	71	80.8			
Kansas St.	01/22/2025	70-62	W	21-56	.375	11-29	.379	17-21	.810	13	22	35	36.8	15	14	4	2	3	70	80.2			
at Utah	01/25/2025	76-61	W	25-57	.439	9-24	.375	17-20	.850	15	24	39	36.9	21	12	11	6	5	76	79.9			
at BYU	01/28/2025	89-93	Lot	30-60	.500	13-28	.464	16-24	.667	14	17	31	36.7	22	18	13	2	4	89	80.4			
Kansas	02/01/2025	81-70	W	25-58	.431	6-20	.300	25-28	.893	11	29	40	36.8	18	11	17	2	6	81	80.4			
at Texas Tech	02/04/2025	59-73	L	19-56	.339	5-18	.278	16-20	.800	13	28	41	37.0	12	8	12	3	4	59	79.5			
UCF	02/08/2025	91-76	W	32-60	.533	8-25	.320	19-22	.864	11	17	28	36.6	15	20	10	0	11	91	80.0			
at Houston	02/10/2025	65-76	L	22-38	.579	9-15	.600	12-16	.750	4	16	20	35.9	17	10	15	0	5	65	79.3			
West Virginia	02/15/2025	74-71	Wot	21-54	.389	5-22	.227	27-32	.844	8	32	40	36.1	15	14	12	4	7	74	79.1			
Arizona	02/17/2025	67-74	L	22-55	.400	5-22	.227	18-25	.720	11	20	31	35.9	19	10	12	3	8	67	78.7			
at Colorado	02/22/2025	74-76	L	25-69	.362	9-27	.333	15-17	.882	15	22	37	35.9	23	12	7	4	7	74	78.5			
at Cincinnati	02/25/2025	67-69	L	26-55	.473	11-25	.440	4-5	.800	9	22	31	35.8	13	17	12	1	3	67	78.1			
Oklahoma St.	03/01/2025	71-61	W	22-59	.373	8-30	.267	19-34	.559	16	25	41	35.9	22	7	15	0	11	71	77.8			
Total		2257		797-1765	.452	254-711	.357	409-552	.741	368	674	1042	35.9	476	429	331	85	227	2257	77.8			
Opponents		2027		710-1612	.440	229-647	.354	378-545	.694	283	654	937	32.3	492	429	385	118	178	2027	69.9			

Baylor Averages

Games Played	Points/game	FG Pct	3FG Pct	FT Pct	Rebounds/game	Assists/game	Turnovers/game	Assist/Turnover ratio	Steals/game	Blocks/game
29	77.8	45.2	35.7	74.1	35.9	14.8	11.4	1.3	7.8	2.9



**2024-25 Baylor Men's Basketball**  
**Category Leaders**  
**All games**

Page 2/3  
as of Mar 02, 2025

**Free Throw Percentage**

##	Player	Made	Att	Pct
25	Adegbola, Omar	1	1	1.000
13	Love, Langston	30	33	.909
32	Celestine, Jalen	21	26	.808
1	Wright, Robert	70	90	.778
7	Edgecombe, V.J.	85	110	.773
15	Omier, Norchad	105	139	.755
3	Roach, Jeremy	29	42	.690
17	Ojianwuna, Josh	40	62	.645
2	Nunn, Jayden	23	37	.622
22	Dubravcic, Marino	3	6	.500
5	Asemota, Jason	2	6	.333

**Free Throw Attempts**

##	Player	G	Att	Att/G
15	Omier, Norchad	29	139	4.8
7	Edgecombe, V.J.	27	110	4.1
1	Wright, Robert	29	90	3.1
17	Ojianwuna, Josh	23	62	2.7
3	Roach, Jeremy	23	42	1.8

**Free Throws Made**

##	Player	G	Made	Made/G
15	Omier, Norchad	29	105	3.6
7	Edgecombe, V.J.	27	85	3.1
1	Wright, Robert	29	70	2.4
17	Ojianwuna, Josh	23	40	1.7
13	Love, Langston	15	30	2.0

**Rebounds**

##	Player	G	Reb	Reb/G
15	Omier, Norchad	29	303	10.4
17	Ojianwuna, Josh	23	148	6.4
7	Edgecombe, V.J.	27	145	5.4
32	Celestine, Jalen	25	85	3.4
2	Nunn, Jayden	28	77	2.8

**Assists**

##	Player	G	Ast	Ast/G
1	Wright, Robert	29	128	4.4
7	Edgecombe, V.J.	27	90	3.3
3	Roach, Jeremy	23	67	2.9
15	Omier, Norchad	29	46	1.6
2	Nunn, Jayden	28	43	1.5

**Rebounds Average**

##	Player	G	Reb	Reb/G
15	Omier, Norchad	29	303	10.4
17	Ojianwuna, Josh	23	148	6.4
7	Edgecombe, V.J.	27	145	5.4
32	Celestine, Jalen	25	85	3.4
13	Love, Langston	15	42	2.8

**Steals**

##	Player	G	Stl	Stl/G
7	Edgecombe, V.J.	27	56	2.1
15	Omier, Norchad	29	37	1.3
1	Wright, Robert	29	31	1.1
2	Nunn, Jayden	28	27	1.0
3	Roach, Jeremy	23	21	0.9

**Offensive Rebounds**

##	Player	G	OReb	OReb/G
15	Omier, Norchad	29	112	3.9
17	Ojianwuna, Josh	23	61	2.7
7	Edgecombe, V.J.	27	51	1.9
32	Celestine, Jalen	25	22	0.9
2	Nunn, Jayden	28	21	0.8

**Blocked Shots**

##	Player	G	Blk	Blk/G
15	Omier, Norchad	29	28	1.0
17	Ojianwuna, Josh	23	18	0.8
7	Edgecombe, V.J.	27	17	0.6
32	Celestine, Jalen	25	6	0.2
5	Asemota, Jason	21	4	0.2

**Defensive Rebounds**

##	Player	G	DReb	DReb/G
15	Omier, Norchad	29	191	6.6
7	Edgecombe, V.J.	27	94	3.5
17	Ojianwuna, Josh	23	87	3.8
32	Celestine, Jalen	25	63	2.5
2	Nunn, Jayden	28	56	2.0

**Minutes**

##	Player	G	Min	Min/G
15	Omier, Norchad	29	895	30:52
1	Wright, Robert	29	866	29:51
7	Edgecombe, V.J.	27	864	31:59
2	Nunn, Jayden	28	804	28:43
3	Roach, Jeremy	23	695	30:13

## 2024-25 CATEGORY LEADERS



**2024-25 Baylor Men's Basketball**  
**Category Leaders**  
**All games**

Page 2/3  
as of Mar 02, 2025

**Free Throw Percentage**

##	Player	Made	Att	Pct
25	Adegbola, Omar	1	1	1.000
13	Love, Langston	30	33	.909
32	Celestine, Jalen	21	26	.808
1	Wright, Robert	70	90	.778
7	Edgecombe, V.J.	85	110	.773
15	Omier, Norchad	105	139	.755
3	Roach, Jeremy	29	42	.690
17	Ojianwuna, Josh	40	62	.645
2	Nunn, Jayden	23	37	.622
22	Dubravcic, Marino	3	6	.500
5	Asemota, Jason	2	6	.333

**Free Throw Attempts**

##	Player	G	Att	Att/G
15	Omier, Norchad	29	139	4.8
7	Edgecombe, V.J.	27	110	4.1
1	Wright, Robert	29	90	3.1
17	Ojianwuna, Josh	23	62	2.7
3	Roach, Jeremy	23	42	1.8

**Free Throws Made**

##	Player	G	Made	Made/G
15	Omier, Norchad	29	105	3.6
7	Edgecombe, V.J.	27	85	3.1
1	Wright, Robert	29	70	2.4
17	Ojianwuna, Josh	23	40	1.7
13	Love, Langston	15	30	2.0

**Rebounds**

##	Player	G	Reb	Reb/G
15	Omier, Norchad	29	303	10.4
17	Ojianwuna, Josh	23	148	6.4
7	Edgecombe, V.J.	27	145	5.4
32	Celestine, Jalen	25	85	3.4
2	Nunn, Jayden	28	77	2.8

**Assists**

##	Player	G	Ast	Ast/G
1	Wright, Robert	29	128	4.4
7	Edgecombe, V.J.	27	90	3.3
3	Roach, Jeremy	23	67	2.9
15	Omier, Norchad	29	46	1.6
2	Nunn, Jayden	28	43	1.5

**Rebounds Average**

##	Player	G	Reb	Reb/G
15	Omier, Norchad	29	303	10.4
17	Ojianwuna, Josh	23	148	6.4
7	Edgecombe, V.J.	27	145	5.4
32	Celestine, Jalen	25	85	3.4
13	Love, Langston	15	42	2.8

**Steals**

##	Player	G	Stl	Stl/G
7	Edgecombe, V.J.	27	56	2.1
15	Omier, Norchad	29	37	1.3
1	Wright, Robert	29	31	1.1
2	Nunn, Jayden	28	27	1.0
3	Roach, Jeremy	23	21	0.9

**Offensive Rebounds**

##	Player	G	OReb	OReb/G
15	Omier, Norchad	29	112	3.9
17	Ojianwuna, Josh	23	61	2.7
7	Edgecombe, V.J.	27	51	1.9
32	Celestine, Jalen	25	22	0.9
2	Nunn, Jayden	28	21	0.8

**Blocked Shots**

##	Player	G	Blk	Blk/G
15	Omier, Norchad	29	28	1.0
17	Ojianwuna, Josh	23	18	0.8
7	Edgecombe, V.J.	27	17	0.6
32	Celestine, Jalen	25	6	0.2
5	Asemota, Jason	21	4	0.2

**Defensive Rebounds**

##	Player	G	DReb	DReb/G
15	Omier, Norchad	29	191	6.6
7	Edgecombe, V.J.	27	94	3.5
17	Ojianwuna, Josh	23	87	3.8
32	Celestine, Jalen	25	63	2.5
2	Nunn, Jayden	28	56	2.0

**Minutes**

##	Player	G	Min	Min/G
15	Omier, Norchad	29	895	30:52
1	Wright, Robert	29	866	29:51
7	Edgecombe, V.J.	27	864	31:59
2	Nunn, Jayden	28	804	28:43
3	Roach, Jeremy	23	695	30:13

## THE LAST TIME ...

## THE LAST TIME A BAYLOR TEAM...

Shot 65 pct from floor	67.2 (41-61) vs. MVSU (12/22/23)
Shot 60 pct from floor	67.2 (41-61) vs. MVSU (12/22/23)
Shot less than 30 pct from floor	29.6 (21-71) at Kansas (2/5/22)
Shot 65 pct from 3FG	69.2 (9-13) vs. Texas (3/4/24)
Shot 60 pct from 3FG	60.0 (9-15) at Houston (2/10/25)
Shot less than 15 pct from 3FG	143 (3-21) at Gonzaga (1/14/24)
Shot less than 10 pct from 3FG	.000 (0-9) vs. Gardner-Webb (11/12/23)
Made 15 3-point field goals	15 vs. New Orleans (11/27/24)
Failed to make a 3FG	0-9 vs. Gardner-Webb (11/12/23)
Shot 95 pct from FT line	100.0 (7-7) vs. Villanova (12/12/21)
Shot 90 pct from FT line	92.3 (12-13) vs. Iowa State (3/9/23)
Shot less than 40 pct from FT line	37.5 (6-16) at Kansas (2/27/21)
Had 60 Rebounds	66 vs. Arlington Baptist (12/27/24)
Had 55 Rebounds	58 vs. Savannah State (12/17/17)
Had 50 Rebounds	50 vs. Northwestern State (12/2/23)
Had 25 Offensive Rebounds	26 vs. Kansas (1/12/19)
Had 20 Offensive Rebounds	23 at Kansas State (12/27/24)
Had 40 Defensive Rebounds	43 vs. Arlington Baptist (12/27/24)
Had 30 Assists	30 vs. Sam Houston (11/12/24)
Had 25 Assists	26 vs. Arlington Baptist (12/27/24)
Had 25 Turnovers	29 at West Virginia (1/10/17)
Had 20 Turnovers	21 at Kansas (2/10/24)
Had fewer than 6 Turnovers	5 vs. TCU (1/19/25)
Had fewer than 5 Turnovers	4 vs. Kansas State (1/22/25)
Had fewer than 4 Turnovers	3 at Texas Tech (1/17/23)
Had 0 Live-Ball Turnovers	vs. Wisconsin (3/21/21)
Had 17 Steals	21 vs. Central Arkansas (11/17/21)
Had 15 Steals	15 vs. Arlington Baptist (12/27/24)
Had 12 Blocked Shots	12 vs. Louisiana-Lafayette (11/28/20)
Had 10 Blocked Shots	10 vs. TCU (2/2/19)
Had no Blocked Shots	vs. Oklahoma State (3/1/25)
Had two 20-point scorers	VJ Edgcombe (28), Robert Wright (22) at BYU (1/28/25)
Had two 25-point scorers	Jo Lual-Acuil Jr. (31), Manu Lecomte (25) vs. Savannah State (12/17/17)
Had seven double-figure scorers	vs. Arlington Baptist (12/27/24)
Had six double-figure scorers	vs. St. John's (11/21/24)
Had all five starters score in double figures	vs. Sam Houston (11/12/24)
Had all five starters score 15+ points	vs. Central Arkansas (11/10/17)
Had three reserves score in double figures	vs. UCF (2/8/25)
Had no players score in double figures	vs. Texas A&M (3/5/08)
Had no starters score in double figures	at Kansas State (3/3/18)
Had zero bench points	at Texas Tech (2/4/25)
Had four players score 15+ points	vs. Utah (12/31/24)
Had five players score 15+ points	vs. Central Arkansas (11/10/17)
Had four players score 18+ points	vs. Savannah State (12/17/17)
Had four players with 5+ assists	vs. Savannah State (12/17/17)
Had two double-doubles	Norchad Omier (19p/24r), Josh Ojiamwuna (10p/10r) vs. ABU (12/27/24)
Had two double-figure rebounders	Norchad Omier (19p/24r), Josh Ojiamwuna (10p/10r) vs. ABU (12/27/24)
Scored 50-plus points in first half	50 vs. Arlington Baptist (12/27/24)
Scored 50-plus points in first half on road	56 at Kansas State (12/19/20)
Scored 50-plus points in second half	51 at Arizona (1/14/25)
Scored 50-plus points in both halves	vs. Arlington Baptist (12/27/24)
Scored 60-plus points in first half	61 vs. Mississippi Valley (1/17/22)
Scored 60-plus points in second half	60 vs. Kansas (2/1/25)
Scored fewer than 20 points in 1st half	19 at Arizona (1/14/25)
Scored fewer than 20 points in 2nd half	19 vs. Butler (12/20/19)
Never trailed in a game	vs. Utah (12/31/24)
Came back from a 20-point deficit	vs. Kansas, trailed 38-17, won 81-70 (2/1/25)
Overcame a 20-point deficit to win	vs. Kansas, trailed 38-17, won 81-70 (2/1/25)
Overcame a 15-pt deficit with less than 10 min left to win	vs. Texas, trailed 55-36, won 84-83 (2/27/19)
Overcame a 15-point deficit to win	vs. St. John's, trailed 39-21, won 99-98 (11/21/24)
Overcame a 19-point halftime deficit to win	vs. Kansas, trailed 40-21, won 81-70 (2/1/25)
Overcame a 15-point halftime deficit to win	vs. Louisville, trailed 39-24, won 66-63 (11/25/16)
Overcame a 10-point halftime deficit to win	vs. St. John's, trailed 44-30, won 99-98 (11/21/24)
Overcame a 10-point 2nd half deficit to win at home	vs. Kansas St., trailed 40-28, won 70-62 (1/22/25)
Overcame a 10-point 2nd half deficit to win on the road	at TCU, trailed 56-46, won 72-68 (2/11/23)
Won an OT game	74-71 vs. West Virginia (2/15/25)
Lost an OT game	89-93 at BYU (1/28/25)
Won a 2OT game	99-98 vs. St. John's (11/21/24)
Lost a 2OT game	84-91 to Colorado (3/13/08)
Won a 3OT game	Never
Lost a 3OT game	102-105 vs TCU (1/27/24)
Won a 4OT game	96-95 vs. North Texas (12/17/88)
Won a 5OT game	116-110 at Texas A&M (1/23/08)

## THE LAST TIME AN OPPOSING PLAYER

Scored 35 Points	Brandon Clarke (36) vs. Gonzaga (3/23/19)
Scored 30 Points	Max Abmas (33) vs. Texas (3/4/24)
Had 20 Rebounds	Jamahl Mosley (20) vs. Colorado (Kansas City) (3/8/01)
Had 15 Rebounds	Ernest Udeh (15) vs. TCU (1/19/25)
Had 10 Assists	Ryan Nembhard (11) at Gonzaga (1/14/24)
Had 9 Turnovers	Vasean Allette (9) vs. TCU (1/19/25)
Had 8 Turnovers	Trae Young (8) vs. Oklahoma (2/27/18)
Had 8 Blocked Shots	Sagaba Konate (9) vs. West Virginia (2/20/18)
Had 7 Blocked Shots	doka Azubuike (7) at Kansas (1/11/20)
Had 5 Steals	J'Wan Roberts (6) vs. Houston (2/24/24)
Had 6 Steals	J'Wan Roberts (6) vs. Houston (2/24/24)

## TIME A BAYLOR PLAYER...

Recorded a Triple-Double (Pts/Reb/Ast)	Kenny Chery (20/10/12) vs. Kansas State (2/15/14)
Recorded a Triple-Double (Pts/Reb/Blk)	Ekpe Udoh (18/17/10) vs. Morgan State (1/6/10)
Recorded a Double-Double Before Halftime	Norchad Omier (13p/11r) vs. Arlington Baptist (12/27/24)
Scored 40 Points	Makai Mason (40) vs. TCU (2/2/19)
Scored 30 Points	VJ Edgcombe (30) vs. Kansas St. (1/22/25)
Scored 30 Points in a Road Game	Keyonte George (32) at WVU (1/11/23)
Scored 20 Points in a 1st Half	Jayden Nunn (20) vs. New Orleans (11/27/24)
Scored 20 Points in a 2nd Half	Robert Wright (20) vs. Kansas (2/1/25)
Scored 30 Points off the Bench	Nuni Omot (30) at Kansas State (3/3/18)
Scored 25 Points off the Bench	Terry Maston (26) vs. Mississippi State (3/18/18)
Scored 20 Points off the Bench	Jeremy Roach (21) vs. Oklahoma State (03/01/25)
Made 5+ 3-pointers in a 1st Half	Jayden Nunn (6-7) 1st half vs. New Orleans (11/27/24)
Made 6+ 3-pointers in a 1st Half	Jayden Nunn (6-7) 1st half vs. New Orleans (11/27/24)
Made 5+ 3-pointers in a 2nd Half	Langston Love (5-6) vs. Nicholls (11/28/23)
Made 7+ 3-pointers in a 2nd Half	Maclo Teague (7-8) vs. Texas Tech (3/7/21)
Had 20 Rebounds	Norchad Omier (24) vs. Arlington Baptist (12/27/24)
Had 15 Rebounds	Norchad Omier (16) vs. Kansas (2/1/25)
Had 8+ Offensive Rebounds	Norchad Omier (8) vs. New Orleans (11/27/24)
Had 9+ Offensive Rebounds	Mark Vital (9) at Arizona (12/15/18)
Had 14 Rebounds in a Half	Johnathan Motley (14 in 2nd half) vs. Texas (11/17/17)
Had 13 Rebounds in a Half	Norchad Omier (13 in 2nd half) vs. Arlington Baptist (12/27/24)
Had 13 Assists	Robert Wright (13) vs. Norfolk State (12/11/24)
Had 12 Assists	Dale Bonner (12) vs. McNeese (11/23/22)
Had 11+ Assists	Dale Bonner (12) vs. McNeese (11/23/22)
Had 10+ Assists and 0 Turnovers	Adam Flagler (11 AST/0 TO) vs. Northwestern State (12/28/21)
Had 6 Blocked Shots	Freddie Gillespie (6) vs. TCU (2/1/20)
Had 7 Blocked Shots	Jo Lual-Acuil Jr. (7) vs. Oklahoma (2/21/17)
Had 6 Steals	RayJ Dennis (6) vs. John Brown (11/12/23)
Had 7 Steals	Lester Medford (7) vs. Savannah State (11/23/15)
Played 40+ Minutes	VJ Edgcombe (41), Langston Love (42) at BYU (1/28/25)
Played 45+ Minutes	RayJ Dennis (50) vs. TCU (1/27/24)
Made a Game-Winning Shot	Jeremy Roach (3FG) vs. St. John's, 99-98 2OT (11/21/24)
Made a Game-Winning Shot in Final 10 Seconds	Jayden Nunn vs. ISU, 70-68 (2/3/24)
Made a Game-Winning Shot at Buzzer	Jeremy Roach (3FG) vs. St. John's, 99-98 2OT (11/21/24)
Made a Game-Winning FT in Final 10 Seconds	Mario Kegler vs. Texas, 84-83 OT (2/29/19)

## THE LAST TIME A BAYLOR OPPONENT...

Scored 100 Points	101 at Gonzaga (1/14/24)
Scored 90 Points	93 vs. BYU (1/28/25)
Scored Fewer than 50 Points at Home	49 at TCU (1/9/21)
Scored Fewer than 50 Points on the Road	48 vs. Cincinnati (12/7/25)
Scored Fewer than 40 Points	36 vs. Villanova (12/12/21)
Shot 65 pct from floor	66.1 (39-59) at Oklahoma (2/26/05)
Shot 60 pct from floor	63.3 (31-49) vs. Mich. State (12/6/23)
Shot less than 25 pct from floor	22.2 (12-52) vs. Villanova (12/12/21)
Shot 55 pct from 3FG	58.3 (14-24) vs. St. John's (1/12/24)
Shot less than 15 pct from 3FG	14.3 (2-14) vs. Oklahoma State (03/01/25)
Made 15 3-point field goals	15 vs. Texas (2/27/19)
Shot 95 pct from FT line (min. 10 FTs)	100.0 (22-22) vs. Creighton (3/19/23)
Shot less than 40 pct from FT line	14.3 (1-7) at UCF (1/31/24)
Had 50 Rebounds	62 vs. Wake Forest (Anaheim) (11/30/08)
Had fewer than 20 Rebounds	18 vs. Tarleton (1/4/22)
Had 20 Offensive Rebounds	21 vs. Iowa State (3/9/23)
Had 25 Assists	25 at Gonzaga (1/24/24)
Had 25 Turnovers	28 at Tarleton (11/17/24)
Had fewer than 5 Turnovers	4 at Kansas (2/18/23)
Had 13 Steals	14 vs. Houston (2/24/24)
Had 0 Steals	vs. Wisconsin (3/21/21)
Had 12+ Blocked Shots	13 vs. West Virginia (2/20/18)
Had 10+ Blocked Shots	10 at Kansas (1/11/20)
Had no Blocked Shots	vs. MVSU (12/22/23)
Had two 20-point scorers	Hunter Dickinson (20), Kevin McCullar Jr. (20) vs. Kansas (3/2/24)
Had three 20-point scorers	Abdel Nader (26), Georges Niang (24), Monte Morris (20) vs. Iowa State (2/16/16)
Had five double-figure scorers	at Gonzaga (11/4/24)
Had four 15+ point scorers	vs. TCU (1/27/24)
Had no double-figure scorers	vs. Iowa State (1/15/20)
Had two double-figure rebounders	David McCormack (13), Christian Braun (10) vs. Kansas (2/26/22)
Scored 50-plus points in 1st half	51 at Marquette (11/29/22)
Scored 50-plus points in 2nd half	52 at Gonzaga (1/14/24)
Scored 20 points or fewer in 1st half at home	16 at Texas (2/8/20)
Scored 20 points or fewer in 1st half on road	20 at Arizona St. (1/11/25)
Scored 20 points or fewer in 2nd half	20 vs. Stanford (11/20/21)
Failed to make a 3FG	vs. Oklahoma, 0-12 (2/25/12)



2024-25 TEAM SUPERLATIVES



2024-25 Baylor Men's Basketball  
Team High/Low Analysis  
All games

Baylor - Game Highs

POINTS	107		Arlington Baptist (12/27/2024)
	104		Tarleton St. (11/17/2024)
	104		Sam Houston (11/12/2024)
	99		vs St. John's (NY) (N) (11/21/2024)
	94		Norfolk St. (12/11/2024)
FIELD GOALS MADE	41		Arlington Baptist (12/27/2024)
	41		Sam Houston (11/12/2024)
FIELD GOAL ATTEMPTS	83		vs St. John's (NY) (N) (11/21/2024)
	81		Arlington Baptist (12/27/2024)
FIELD GOAL PERCENTAGE	.593	(35-59)	Abilene Christian (12/09/2024)
	.586	(41-70)	Sam Houston (11/12/2024)
3 PT FG MADE	15		New Orleans (11/27/2024)
	15		vs St. John's (NY) (N) (11/21/2024)
	15		Tarleton St. (11/17/2024)
3 PT FG ATTEMPTS	37		New Orleans (11/27/2024)
	32		Utah (12/31/2024)
	32		Tarleton St. (11/17/2024)
	32		Sam Houston (11/12/2024)
3 PT FG PERCENTAGE	.600	(9-15)	at Houston (02/10/2025)
	.517	(15-29)	vs St. John's (NY) (N) (11/21/2024)
FREE THROWS MADE	27		West Virginia (02/15/2025)
	27		Tarleton St. (11/17/2024)
FREE THROW ATTEMPTS	36		Tarleton St. (11/17/2024)
	34		Oklahoma St. (03/01/2025)
FREE THROW PERCENTAGE	.893	(25-28)	Kansas (02/01/2025)
	.889	(16-18)	Utah (12/31/2024)
REBOUNDS	66		Arlington Baptist (12/27/2024)
	46		Utah (12/31/2024)
ASSISTS	30		Sam Houston (11/12/2024)
	26		Arlington Baptist (12/27/2024)
STEALS	16		Norfolk St. (12/11/2024)
	15		Arlington Baptist (12/27/2024)
	15		Tarleton St. (11/17/2024)
BLOCKED SHOTS	8		Utah (12/31/2024)
	8		Arlington Baptist (12/27/2024)
TURNOVERS	19		Arlington Baptist (12/27/2024)
	17		Kansas (02/01/2025)
FOULS	25		at UConn (12/04/2024)
	23		at Colorado (02/22/2025)
	23		at BYU (01/28/2025)

## 2024-25 TEAM SUPERLATIVES



**2024-25 Baylor Men's Basketball**  
**Team High/Low Analysis**  
**All games**

Page 3/4  
as of Mar 02, 2025

**Baylor - Game Lows**

<b>POINTS</b>	55		at Iowa St. (01/04/2025)
	59		at Texas Tech (02/04/2025)
	62		vs Tennessee (N) (11/22/2024)
	63		at Gonzaga (11/04/2024)
	65		at Houston (02/10/2025)
<b>FIELD GOALS MADE</b>	19		at Texas Tech (02/04/2025)
	19		at Iowa St. (01/04/2025)
<b>FIELD GOAL ATTEMPTS</b>	38		at Houston (02/10/2025)
	54		West Virginia (02/15/2025)
	54		Cincinnati (01/07/2025)
<b>FIELD GOAL PERCENTAGE</b>	.297	(19-64)	at Iowa St. (01/04/2025)
	.339	(19-56)	at Texas Tech (02/04/2025)
<b>3 PT FG MADE</b>	3		at Gonzaga (11/04/2024)
	5		Arizona (02/17/2025)
	5		West Virginia (02/15/2025)
	5		at Texas Tech (02/04/2025)
	5		Cincinnati (01/07/2025)
<b>3 PT FG ATTEMPTS</b>	14		Cincinnati (01/07/2025)
	15		at Houston (02/10/2025)
<b>3 PT FG PERCENTAGE</b>	.143	(3-21)	at Gonzaga (11/04/2024)
	.227	(5-22)	Arizona (02/17/2025)
	.227	(5-22)	West Virginia (02/15/2025)
<b>FREE THROWS MADE</b>	4		at Cincinnati (02/25/2025)
	6		New Orleans (11/27/2024)
	6		vs Tennessee (N) (11/22/2024)
<b>FREE THROW ATTEMPTS</b>	5		at Cincinnati (02/25/2025)
	7		New Orleans (11/27/2024)
<b>FREE THROW PERCENTAGE</b>	.559	(19-34)	Oklahoma St. (03/01/2025)
	.609	(14-23)	vs St. John's (NY) (N) (11/21/2024)
<b>REBOUNDS</b>	20		at Houston (02/10/2025)
	25		TCU (01/19/2025)
<b>ASSISTS</b>	7		Oklahoma St. (03/01/2025)
	8		at Texas Tech (02/04/2025)
<b>STEALS</b>	3		at Cincinnati (02/25/2025)
	3		Kansas St. (01/22/2025)
	3		at UConn (12/04/2024)
<b>BLOCKED SHOTS</b>	0		Oklahoma St. (03/01/2025)
	0		at Houston (02/10/2025)
	0		UCF (02/08/2025)
<b>TURNOVERS</b>	4		Kansas St. (01/22/2025)
	5		TCU (01/19/2025)
<b>FOULS</b>	10		Tarleton St. (11/17/2024)
	11		TCU (01/19/2025)
	11		Arlington Baptist (12/27/2024)

## 2024-25 OPPONENT SUPERLATIVES



**2024-25 Baylor Men's Basketball**  
**Team High/Low Analysis**  
**All games**

Page 2/4  
as of Mar 02, 2025

**Opponent - Game Highs**

<b>POINTS</b>	101		at Gonzaga (11/04/2024)
	98		vs St. John's (NY) (N) (11/21/2024)
	93		at BYU (01/28/2025)
	81		at Arizona (01/14/2025)
	77		vs Tennessee (N) (11/22/2024)
<b>FIELD GOALS MADE</b>	40		at Gonzaga (11/04/2024)
	34		vs St. John's (NY) (N) (11/21/2024)
<b>FIELD GOAL ATTEMPTS</b>	71		at Gonzaga (11/04/2024)
	68		at Texas Tech (02/04/2025)
	68		Arlington Baptist (12/27/2024)
<b>FIELD GOAL PERCENTAGE</b>	.563	(40-71)	at Gonzaga (11/04/2024)
	.552	(32-58)	at BYU (01/28/2025)
<b>3 PT FG MADE</b>	14		vs St. John's (NY) (N) (11/21/2024)
	13		at Gonzaga (11/04/2024)
<b>3 PT FG ATTEMPTS</b>	31		West Virginia (02/15/2025)
	31		at Gonzaga (11/04/2024)
<b>3 PT FG PERCENTAGE</b>	.583	(14-24)	vs St. John's (NY) (N) (11/21/2024)
	.556	(10-18)	Norfolk St. (12/11/2024)
<b>FREE THROWS MADE</b>	26		at UConn (12/04/2024)
	21		Oklahoma St. (03/01/2025)
	21		at Colorado (02/22/2025)
	21		at BYU (01/28/2025)
<b>FREE THROW ATTEMPTS</b>	33		at UConn (12/04/2024)
	29		Oklahoma St. (03/01/2025)
<b>FREE THROW PERCENTAGE</b>	.889	(16-18)	UCF (02/08/2025)
	.840	(21-25)	at Colorado (02/22/2025)
<b>REBOUNDS</b>	46		at Gonzaga (11/04/2024)
	42		at Iowa St. (01/04/2025)
<b>ASSISTS</b>	24		at Gonzaga (11/04/2024)
	22		vs St. John's (NY) (N) (11/21/2024)
<b>STEALS</b>	12		Arlington Baptist (12/27/2024)
	9		Arizona (02/17/2025)
	9		at BYU (01/28/2025)
	9		vs St. John's (NY) (N) (11/21/2024)
<b>BLOCKED SHOTS</b>	11		vs St. John's (NY) (N) (11/21/2024)
	8		at UConn (12/04/2024)
<b>TURNOVERS</b>	28		Tarleton St. (11/17/2024)
	20		Norfolk St. (12/11/2024)
<b>FOULS</b>	27		Oklahoma St. (03/01/2025)
	26		Tarleton St. (11/17/2024)

## 2024-25 OPPONENT SUPERLATIVES



**2024-25 Baylor Men's Basketball**  
**Team High/Low Analysis**  
**All games**

Page 4/4  
as of Mar 02, 2025

**Opponent - Game Lows**

<b>POINTS</b>	41		Tarleton St. (11/17/2024)
	48		Cincinnati (01/07/2025)
	53		Arlington Baptist (12/27/2024)
	56		Utah (12/31/2024)
	57		Abilene Christian (12/09/2024)
<b>FIELD GOALS MADE</b>	15		Tarleton St. (11/17/2024)
	17		Cincinnati (01/07/2025)
<b>FIELD GOAL ATTEMPTS</b>	39		Tarleton St. (11/17/2024)
	46		at UConn (12/04/2024)
	46		vs Tennessee (N) (11/22/2024)
<b>FIELD GOAL PERCENTAGE</b>	.279	(19-68)	Arlington Baptist (12/27/2024)
	.318	(21-66)	Utah (12/31/2024)
<b>3 PT FG MADE</b>	2		Oklahoma St. (03/01/2025)
	2		Abilene Christian (12/09/2024)
<b>3 PT FG ATTEMPTS</b>	14		Oklahoma St. (03/01/2025)
	14		at Arizona (01/14/2025)
	14		Abilene Christian (12/09/2024)
	14		Tarleton St. (11/17/2024)
<b>3 PT FG PERCENTAGE</b>	.143	(2-14)	Oklahoma St. (03/01/2025)
	.143	(2-14)	Abilene Christian (12/09/2024)
<b>FREE THROWS MADE</b>	5		Kansas St. (01/22/2025)
	5		Sam Houston (11/12/2024)
<b>FREE THROW ATTEMPTS</b>	9		Kansas St. (01/22/2025)
	9		Sam Houston (11/12/2024)
<b>FREE THROW PERCENTAGE</b>	.500	(6-12)	Cincinnati (01/07/2025)
	.538	(7-13)	Utah (12/31/2024)
<b>REBOUNDS</b>	18		Tarleton St. (11/17/2024)
	21		Sam Houston (11/12/2024)
<b>ASSISTS</b>	4		Oklahoma St. (03/01/2025)
	9		Arlington Baptist (12/27/2024)
<b>STEALS</b>	2		Kansas St. (01/22/2025)
	2		New Orleans (11/27/2024)
<b>BLOCKED SHOTS</b>	1		Arizona (02/17/2025)
	1		at Houston (02/10/2025)
<b>TURNOVERS</b>	7		at Cincinnati (02/25/2025)
	7		at Houston (02/10/2025)
	7		at UConn (12/04/2024)
<b>FOULS</b>	10		at Cincinnati (02/25/2025)
	10		New Orleans (11/27/2024)



## 2024-25 BAYLOR INDIVIDUAL SUPERLATIVES



**2024-25 Baylor Men's Basketball**  
**Player Highs Analysis**  
**All games**

Page 1/4  
as of Mar 02, 2025

**Baylor - Individual Game Highs**

<b>POINTS</b>	30		V.J. Edgecombe vs Kansas St. (01/22/2025)
	28		V.J. Edgecombe at BYU (01/28/2025)
	24		V.J. Edgecombe vs Arizona (02/17/2025)
	24		Robert Wright vs Kansas (02/01/2025)
	24		Norchad Omier vs St. John's (NY) (N) (11/21/2024)
<b>FIELD GOALS MADE</b>	9		Robert Wright vs Kansas (02/01/2025)
	9		V.J. Edgecombe at BYU (01/28/2025)
	9		Robert Wright at UConn (12/04/2024)
	9		Norchad Omier vs St. John's (NY) (N) (11/21/2024)
<b>FIELD GOAL ATTEMPTS</b>	18		V.J. Edgecombe at Utah (01/25/2025)
	18		Jeremy Roach vs New Orleans (11/27/2024)
	18		Norchad Omier vs St. John's (NY) (N) (11/21/2024)
<b>FIELD GOAL PERCENTAGE (min 5 made)</b>	1.000	(7-7)	Norchad Omier vs Abilene Christian (12/09/2024)
	1.000	(6-6)	Josh Ojianwuna at Arizona St. (01/11/2025)
	1.000	(5-5)	V.J. Edgecombe at Houston (02/10/2025)
<b>3 PT FG MADE</b>	7		Jayden Nunn vs New Orleans (11/27/2024)
	6		V.J. Edgecombe at BYU (01/28/2025)
<b>3 PT FG ATTEMPTS</b>	10		Jayden Nunn vs New Orleans (11/27/2024)
	9		Jeremy Roach vs TCU (01/19/2025)
<b>3 PT FG PERCENTAGE (min 2 made)</b>	1.000	(4-4)	Jayden Nunn vs Abilene Christian (12/09/2024)
	1.000	(2-2)	Jeremy Roach at Houston (02/10/2025)
<b>FREE THROWS MADE</b>	13		Norchad Omier vs Kansas (02/01/2025)
	12		Langston Love vs West Virginia (02/15/2025)
<b>FREE THROW ATTEMPTS</b>	14		V.J. Edgecombe vs Arizona (02/17/2025)
	14		Norchad Omier vs Kansas (02/01/2025)
<b>FREE THROW PERCENTAGE (min 3 made)</b>	1.000	(12-12)	Langston Love vs West Virginia (02/15/2025)
	1.000	(8-8)	Robert Wright at BYU (01/28/2025)
	1.000	(8-8)	Robert Wright at Utah (01/25/2025)
	1.000	(6-6)	Langston Love at Colorado (02/22/2025)
	1.000	(6-6)	Norchad Omier vs UCF (02/08/2025)
	1.000	(6-6)	Robert Wright vs Kansas (02/01/2025)
	1.000	(6-6)	Josh Ojianwuna vs Tarleton St. (11/17/2024)
	1.000	(5-5)	V.J. Edgecombe vs TCU (01/19/2025)
	1.000	(5-5)	Jayden Nunn at Arizona St. (01/11/2025)
	1.000	(4-4)	V.J. Edgecombe at Colorado (02/22/2025)
	1.000	(4-4)	V.J. Edgecombe at Houston (02/10/2025)
	1.000	(4-4)	V.J. Edgecombe vs UCF (02/08/2025)
	1.000	(4-4)	Jeremy Roach at Texas Tech (02/04/2025)
	1.000	(4-4)	Robert Wright vs Utah (12/31/2024)
	1.000	(4-4)	Norchad Omier vs Utah (12/31/2024)
	1.000	(4-4)	Robert Wright vs Tarleton St. (11/17/2024)
	1.000	(4-4)	Jalen Celestine vs Tarleton St. (11/17/2024)
	1.000	(4-4)	Jeremy Roach at Gonzaga (11/04/2024)
	1.000	(3-3)	Jayden Nunn vs UCF (02/08/2025)
	1.000	(3-3)	Norchad Omier vs Cincinnati (01/07/2025)
<b>REBOUNDS</b>	24		Norchad Omier vs Arlington Baptist (12/27/2024)
	17		Josh Ojianwuna at Arizona St. (01/11/2025)
<b>ASSISTS</b>	13		Robert Wright vs Norfolk St. (12/11/2024)
	9		Robert Wright vs Arlington Baptist (12/27/2024)
	9		Robert Wright vs Tarleton St. (11/17/2024)
<b>STEALS</b>	5		Robert Wright vs TCU (01/19/2025)
	5		Norchad Omier vs Norfolk St. (12/11/2024)

## 2024-25 BAYLOR OPPONENT INDIVIDUAL SUPERLATIVES



2024-25 Baylor Men's Basketball  
Player Highs Analysis  
All games

Page 3/4  
as of Mar 02, 2025

## Opponent - Individual Game Highs

<b>POINTS</b>	25		Chaz Lanier vs Tennessee (N) (11/22/2024)
	24		Adou Thiero vs Arkansas (N) (11/09/2024)
	23		Kanon Catchings at BYU (01/28/2025)
	22		Javon Small vs West Virginia (02/15/2025)
	22		BJ Freeman at Arizona St. (01/11/2025)
	22		Zuby Ejiofor vs St. John's (NY) (N) (11/21/2024)
<b>FIELD GOALS MADE</b>	10		Adou Thiero vs Arkansas (N) (11/09/2024)
	9		Henri Veesaar at Arizona (01/14/2025)
	9		Chaz Lanier vs Tennessee (N) (11/22/2024)
<b>FIELD GOAL ATTEMPTS</b>	20		Jizzle James at Cincinnati (02/25/2025)
	19		BJ Freeman at Arizona St. (01/11/2025)
<b>FIELD GOAL PERCENTAGE (min 5 made)</b>	1.000	(8-8)	Kanon Catchings at BYU (01/28/2025)
	.818	(9-11)	Henri Veesaar at Arizona (01/14/2025)
<b>3 PT FG MADE</b>	7		Chaz Lanier vs Tennessee (N) (11/22/2024)
	6		Dae Dae Hunter vs New Orleans (11/27/2024)
<b>3 PT FG ATTEMPTS</b>	12		Lamar Wilkerson vs Sam Houston (11/12/2024)
	11		Chance McMillian at Texas Tech (02/04/2025)
<b>3 PT FG PERCENTAGE (min 2 made)</b>	1.000	(4-4)	Kanon Catchings at BYU (01/28/2025)
	1.000	(2-2)	Christian Ings vs Norfolk St. (12/11/2024)
<b>FREE THROWS MADE</b>	7		Darius Johnson vs UCF (02/08/2025)
	7		KJ Lewis at Arizona (01/14/2025)
	7		Hassan Diarra at UConn (12/04/2024)
	7		Jordan Gainey vs Tennessee (N) (11/22/2024)
<b>FREE THROW ATTEMPTS</b>	12		Zuby Ejiofor vs St. John's (NY) (N) (11/21/2024)
	11		Ezra Ausar at Utah (01/25/2025)
<b>FREE THROW PERCENTAGE (min 3 made)</b>	1.000	(7-7)	Darius Johnson vs UCF (02/08/2025)
	1.000	(7-7)	KJ Lewis at Arizona (01/14/2025)
	1.000	(6-6)	Darrion Williams at Texas Tech (02/04/2025)
	1.000	(6-6)	Miro Little at Utah (01/25/2025)
	1.000	(5-5)	Bryce Thompson vs Oklahoma St. (03/01/2025)
	1.000	(5-5)	Keyshawn Hall vs UCF (02/08/2025)
	1.000	(5-5)	Richie Saunders at BYU (01/28/2025)
	1.000	(5-5)	Liam McNeeley at UConn (12/04/2024)
	1.000	(4-4)	Khalil Brantley vs Oklahoma St. (03/01/2025)
	1.000	(4-4)	Bangot Dak at Colorado (02/22/2025)
	1.000	(4-4)	Dawson Baker at BYU (01/28/2025)
	1.000	(4-4)	Noah Reynolds vs TCU (01/19/2025)
	1.000	(4-4)	Quion Williams vs Abilene Christian (12/09/2024)
	1.000	(4-4)	Johnell Davis vs Arkansas (N) (11/09/2024)
	1.000	(4-4)	Boogie Fland vs Arkansas (N) (11/09/2024)
	1.000	(3-3)	Kanon Catchings at BYU (01/28/2025)
<b>REBOUNDS</b>	15		Ernest Udeh Jr. vs TCU (01/19/2025)
	12		Tobe Awaka vs Arizona (02/17/2025)
<b>ASSISTS</b>	11		Ryan Nembhard at Gonzaga (11/04/2024)
	9		Zakai Zeigler vs Tennessee (N) (11/22/2024)
<b>STEALS</b>	4		Curtis Jones at Iowa St. (01/04/2025)
	4		John Gray vs Arlington Baptist (12/27/2024)
<b>BLOCKED SHOTS</b>	5		Zuby Ejiofor vs St. John's (NY) (N) (11/21/2024)
	4		Ernest Udeh Jr. vs TCU (01/19/2025)
<b>TURNOVERS</b>	9		Vasean Allette vs TCU (01/19/2025)
	6		Nick Krass vs Tarleton St. (11/17/2024)
	6		Bubu Benjamin vs Tarleton St. (11/17/2024)



2024-25

17-12

BIG 12

9-9

AP

NR

COACHES

NR

NET

30th

BAYLOR at TCU | GAME 30

March 4, 2025 (Fort Worth, Texas) / Schollmaier Arena

Broadcast Notes

1



## Robert Wright

G • 6-1 • 180 • Fr. • Wilmington, Del.

	PTS	REB	AST	FG%	3FG%	FT%	MIN
SEA	12.0	2.3	4.4	.430	.354	.430	29.9
B12	11.4	2.4	3.6	.376	.286	.788	31.3
CAR	12.0	2.3	4.4	.430	.354	.430	29.9

LAST GAME vs. OKLAHOMA STATE

PTS	REB	AST	STL	BLK	MIN
16	4	2	0	0	30:16

PTS	REB	AST	STL	BLK
24	4	13	5	1

- Freshman point guard from Wilmington, Del.
- Holds the BU Freshman assist record (126)
- Third on the team in free throw % (.800)
- Set the Baylor single-game record for assts by a freshman w/ 13 against Norfolk (12/11/24)
- Helped Montverde to a 33-0 record and a Chipotle Nationals Title (Formerly GEICO Nationals)
- Gatorade Player of the Year in the Pennsylvania in 2023

CAREER HIGHS

2



## Jayden Nunn (JAY-den)

G • 6-4 • 190 • Sr. • Flint, Michigan

	PTS	REB	AST	FG%	3FG%	FT%	MIN
SEA	9.0	2.8	1.5	.396	.421	.622	28.7
B12	6.9	2.5	1.3	.345	.343	.640	28.4
BUCAR	9.8	2.7	1.5	.428	.429	.688	28.7
CAR*	9.4	2.7	1.7	.423	.409	.708	28.7

\* - Includes VCU (2021-23)

LAST GAME vs. OKLAHOMA STATE

PTS	REB	AST	STL	BLK	MIN
11	1	0	1	0	25:45

PTS	REB	AST	STL	BLK
31*	8	5	5	3*

- Senior guard with 128 career games of experience
- BU is 23-6 in the last 2 yrs when Nunn reaches 10+ points
- Averages 10.8 PPG in wins and 6.5 PPG in losses (10.4 PPG at home)
- The only player in program history to sweep Big 12 Player and Newcomer of the Week (Feb. 2024)

CAREER HIGHS (\*-at VCU)

3



## Jeremy Roach

Preseason Big 12 co-Newcomer of the Year  
Preseason All-Big 12 Second Team

G • 6-2 • 180 • 5th • Leesburg, Va.

	PTS	REB	AST	FG%	3FG%	FT%	MIN
SEA	11.0	2.0	2.9	.391	.366	.690	30.2
B12	10.1	2.1	1.9	.357	.371	.680	29.9
BUCAR	11.0	2.0	2.9	.391	.366	.690	30.2
CAR*	11.2	2.3	3.1	.431	.357	.776	30.7

LAST GAME vs. OKLAHOMA STATE

PTS	REB	AST	STL	BLK	MIN
21	4	3	1	0	32:22

PTS	REB	AST	STL	BLK
23*	8*	11*	5*	2*

- Fifth-Year transfer point guard from Leesburg, Va., by way of Duke
- One of 16 active players with 1,500+ pts and 450+ assists
- A two-time team captain at Duke in 2022-23 and 2023-24
- Fifth on the team in scoring (9.6 ppg) in Big 12 Play
- Helped Duke to an ACC title (2022), Final Four (2022) and ACC Tournament title (2023)

CAREER HIGHS (\*-at Duke)

5



## Jason Asemota (AH-suh-moat-uh)

F • 6-8 • 205 • Fr. • Lynn, Mass.

	PTS	REB	AST	FG%	3FG%	FT%	MIN
SEA	1.6	1.7	0.3	.310	.217	.333	6.9
B12	0.8	1.3	0.3	.174	.143	.000	7.1
CAR	1.6	1.7	0.3	.310	.217	.333	6.9

LAST GAME at CINCINNATI


PTS	REB	AST	STL	BLK	MIN
0	0	0	0	0	2:34

PTS	REB	AST	STL	BLK
8	9	1	2	1

- Freshman from Lynn, Mass., by way of Hillcrest Prep in Phoenix, Ariz.
- Rated as a Five-star prospect by Rivals and 247Sports
- The 6-foot-8 forward was rated as the 29th-best player in the 2024 class by ESPN
- During his junior year, the versatile wing competed on the Overtime Elite circuit with Hillcrest, averaging 15.7 points, 7.5 rebounds, 2.1 assists and 1.2 steals

CAREER HIGHS

7



## VJ Edgecombe (EDGE-comb)

Preseason Big 12 Freshman of the Year

G • 6-4 • 190 • Fr. • Bimini, Bahamas

	PTS	REB	BLK	FG%	3FG%	FT%	MIN
SEA	14.6	5.4	0.6	.436	.355	.773	32.0
B12	16.3	5.1	0.2	.452	.392	.815	34.4
CAR	14.6	5.4	0.6	.436	.355	.773	32.0

LAST GAME vs. OKLAHOMA STATE


PTS	REB	AST	STL	BLK	MIN
8	10	1	3	0	31:27

PTS	REB	AST	STL	BLK
30	10	7	4	3

- Seventh McDonald's All-American in program history
- Avging 18.1 points, shooting 49% from the field & 43% from three in last 11 gms
- Played for the Bahamian National Team in the FIBA Olympic qualifying tournament
- One of 10 30+ point scorers in the Big 12 (in conference play) this season
- He averaged 16.5 pts, 3.8 assts and 2 steals in four games in quest for the Olympics
- 2-time Gatorade Player of the Yr. in NY, 1 of 3 former Gatorade Players of the year on this team (Wright, Roach)

CAREER HIGHS

11



## Kaleb Jackson

G • 6-2 • 174 • Fr. • Lake Forest, Ill.

	PTS	REB	AST	FG%	3FG%	FT%	MIN
SEA	-	-	-	-	-	-	-
B12	-	-	-	-	-	-	-
CAR	-	-	-	-	-	-	-

LAST GAME N/A

PTS	REB	AST	STL	BLK	MIN
-	-	-	-	-	-

PTS	REB	AST	STL	BLK
-	-	-	-	-

- Freshman walk-on from Lake Forest, Ill.
- Averaged 18.0 points, 4.0 rebounds and 3.0 assists at Carmel Catholic in 2023-24
- Named All-State Honorable Mention in 2024, 2-time all-area & all-conference selection led his conference in scoring as a senior
- Helped the Carmel Corsairs to a 123-12 record en route to a 3A Regional Championship in 2022

CAREER HIGHS

13



## Langston Love

2024 All-Big 12 Honorable Mention

G • 6-5 • 215 • R Jr. • Universal City, Texas

	PTS	REB	AST	FG%	3FG%	FT%	MIN
SEA	9.1	2.8	1.2	.377	.313	.909	27.0
B12	10.6	3.1	1.3	.354	.300	.931	30.9
CAR	8.6	2.6	1.0	.432	.389	.777	21.8

LAST GAME vs. OKLAHOMA STATE

PTS	REB	AST	STL	BLK	MIN
2	1	0	2	0	23:06

PTS	REB	AST	STL	BLK
23	10	4	2	1

- Suffered a left ankle injury that against Texas Tech (2/6/24) that cost him 11 of the last 13 games last season
- Missed 14 games this season working back from offseason ankle surgery
- Has scored in double-figures in seven of his 12 games this season
- Averaging 13.8 points per game and shooting .926 from the line (25-27) since return

CAREER HIGHS



2024-25  
17-12

BIG 12  
9-9

AP  
NR

COACHES

NR

NET

BAYLOR at TCU | GAME 30  
March 4, 2025 (Fort Worth, Texas) / Schollmaier Arena

Broadcast Notes

15



## Norchad Omier

Preseason All-Big 12 Second Team

(NOR-chad)

	PTS	REB	BLK	FG%	3FG%	FT%	MIN
SEA	15.6	10.4	1.0	.563	.281	.755	30.9
B12	15.2	10.3	0.9	.531	.302	.783	32.8
BU CAR	15.6	10.4	0.9	.563	.281	.755	30.9
CAR	15.3	10.9	1.2	.574	.313	.736	29.3

\* (Includes Ak. St. 2020-22 and Miami 2022-24)

LAST GAME vs. OKLAHOMA STATE

PTS	REB	AST	STL	BLK	MIN
10	13	1	2	0	33:58

F • 6-7 • 244 • 5th • Bluefields, Nicaragua

- Shooting .851 from the line in last six games (40-for-47)
- NCAA's Active Career-Leader in Rebounds (1,605) and double-doubles (84)
- Only active player w/ 2,000+ points and 1,500+ rebounds
- 13th player in NCAA History with 2,000+ points and 1,500+ rebounds
- Second in the Big 12 in FG% (.564)
- The first person from Nicaragua to receive a Division I basketball scholarship

PTS	REB	AST	STL	BLK
35**	26**	4*	5	6**

F • 6-10 • 255 • Jr. • Asaba, Nigeria

- 6-foot-10 junior forward from Asaba, Nigeria, who played at the NBA Global Academy
- Suffered a season-ending left-knee injury against UCF (2/8)
- Has three double-doubles this season after having 1 in previous 2 seasons
- 11 games scoring in dbl-figures this season, had 5 in previous 2 seasons combined
- Attended NBA Academy Africa in 2017, before transitioning to NBA Global Academy in 2019

CAREER HIGHS

PTS	REB	AST	STL	BLK
16	17	2	3	3

17



## Josh Ojjanwuna

(Oh-JON-vu-nuh)

	PTS	REB	BLK	FG%	3FG%	FT%	MIN
SEA	7.4	6.4	0.8	.774	.000	.645	24.7
B12	7.3	6.5	0.9	.783	.000	.652	26.3
CAR	5.3	4.2	0.4	.704	.000	.645	17.1

LAST GAME vs. UCF

PTS	REB	AST	STL	BLK	MIN
2	1	0	0	0	4:50

## Davidson Hubbard

G • 6-5 • 216 • Gr. • Charlotte, N.C.

- Graduate transfer guard from Charlotte, N.C., by way of Division III Hampden-Sydney College
- Helped the Tigers to a 31-3 record and a berth in the Division III National title game last season
- 2023-24 NABC Second Team All-American and a Third Team All-American by D3Hoops.com
- 21 career double-doubles at the Division III level

CAREER HIGHS (\* - at Hampden-Sydney)

PTS	REB	AST	STL	BLK
31*	16*	4*	4*	4*

21



	PTS	REB	BLK	FG%	3FG%	FT%	MIN
SEA	0.7	0.6	0.1	.500	.333	—	2.2
B12	0.0	0.0	0.0	—	—	—	1.5
BU CAR	0.7	0.6	0.1	.500	.333	—	2.2
CAR	11.7	6.7	0.6	.501	.351	.751	24.0

\* (Includes Hampden-Sydney 2020-24)

LAST GAME vs. UCF

PTS	REB	AST	STL	BLK	MIN
0	1	0	0	0	1:47

## Marino Dubravacic

(Due-BRA-vuh-chich)

F • 6-10 • 228 • Fr. • Split, Croatia

- Freshman Forward from Split, Croatia
- Played in the FIBA U18 European Championship in 2022, averaging 6.7 points and 3.9 rebounds across seven games for Croatia
- His high-water mark in the event was a 12-point, eight-rebound performance against North Macedonia

CAREER HIGHS

PTS	REB	AST	STL	BLK
3	2	—	—	—

22




	PTS	REB	BLK	FG%	3FG%	FT%	MIN
SEA	0.8	0.6	0.0	.500	—	.500	2.9
B12	0.0	0.2	0.0	—	—	—	2.8
CAR	0.8	0.6	0.0	.500	—	.500	2.9

LAST GAME vs. OKLAHOMA STATE

PTS	REB	AST	STL	BLK	MIN
0	1	0	0	0	5:42

25



## Omar Adegbola

(Ah-DEG-bowl-uh)

G • 6-4 • 205 • RFr. • Houston, Texas

- Redshirt Freshman from Houston, who started his career as a walk-on
- Averaged 24.6 points per game as a senior at Montverde Academy
- Eclipsed the 30-point mark eight times, including a season-high 38 against Palm Beach Prep
- Led Montverde's Center for Basketball Development to the 2021-22 SIAA championship, where he was named the tournament's most valuable player

CAREER HIGHS

PTS	REB	AST	STL	BLK
6	2	1	—	—

32



## Jalen Celestine

(Cell-LESS-steen)

F • 6-7 • 216 • Gr. • Ajax, Ontario

- Graduate Transfer from Cal, where he earned a degree in legal studies
- Shooting 42% from three in BU's wins and 29% in losses
- Averages 10.4 PPG in wins and 4.5 PPG in losses
- Missed the entirety of the 2022-23 season with a knee injury
- Attended Long Island Lutheran, the same high school as freshman teammate, VJ Edgcombe

CAREER HIGHS (\* - at Cal)

PTS	REB	AST	STL	BLK
21*	9*	4*	5*	2

41



## Yanis Ndjonga

(YAWN-iss JOHN-go)

F • 6-7 • 217 • RFr. • Yaounde, Cameroon

- Suffered a torn ACL during practice in the summer of '23 and missed the 2023-24 season
- Played his freshman season at New Mexico Military Institute, where he averaged 13.5 points, 8.3 rebounds and 1.2 blocks in 26 games for the Broncos.
- Cousin of Philadelphia 76ers star Joel Embiid
- In just under 11 minutes per contest, he also made 15 of 36 three-point attempts (.417%)
- Played in the FIBA Africa Champions Clubs Road to B.A.L.

CAREER HIGHS

PTS	REB	AST	STL	BLK
—	—	—	—	—



Scott Drew

Head Coach  
22nd season at BU



Jared Nuness

Assistant Coach  
15th season at BU



Tweety Carter

Assistant Coach  
Third season at BU



Bill Armstrong

Assistant Coach  
First season at BU



Steve Henson

Assistant Coach  
First season at BU



Melvin Hunt

Assistant Coach  
First season at BU



Ty Beard

Director of Ops  
Eighth season at BU



Jason Smith

General Manager  
Fourth Season



Gabe Awbrey

Director of Video Ops  
First season at BU



Charlie Melton

Strength Coach  
20th season at BU



Dave Snyder

Athletic Trainer  
Eighth season at BU