

UNIVERSITY OF HOUSTON BASKETBALL

ATHLETICS COMMUNICATIONS: 3204 Cullen Blvd. • Suite 2008 • Houston, TX • 77204 • Contact: Jeff Conrad (jaconrad@central.uh.edu) C: (713) 557-3841 • UHCougars.com

#5/5 HOUSTON COUGARS (19-4 • 11-1 Big 12)

Charity Exhibition

Oct. 27 #13/15 TEXAS A&M ESPN+ W, 79-64

Nov. 4 JACKSON STATE ESPN+ W, 97-40

Mattress Firm Battleground 2k24 (Toyota Center • Houston)

Nov. 9 vs. #11/11 Auburn ESPN+ L, 69-74

Nov. 13 LOUISIANA ESPN+ W, 91-45

Nov. 22 HOFSTRA ESPN+ W, 80-44

Players Era Tournament (MGM Grand Garden Arena • Las Vegas)

Nov. 26 vs. #9/9 Alabama TBS/Max L, 80-85 (OT)

Nov. 27 vs. Notre Dame TBS/Max W, 65-54

Nov. 30 vs. San Diego State TNT/Max L, 70-73 (OT)

Big 12-BIG EAST Battle

Dec. 7 BUTLER ESPN2 W, 79-51

Dec. 10 TROY ESPN+ W, 62-42

Dec. 18 TOLEDO ESPN+ W, 78-49

Dec. 21 TEXAS A&M-CORPUS CHRISTI CBSN W, 87-51

Dec. 30 * at Oklahoma State ESPN+ W, 60-47

Jan. 4 * BYU ESPN+ W, 86-55

Jan. 6 * TCU ESPN2 W, 65-46

Jan. 11 * at Kansas State ESPN+ W, 87-57

Jan. 15 * rv/#25 WEST VIRGINIA ESPN+ W, 70-54

Jan. 18 * at UCF CBSN W, 69-68

Jan. 21 * UTAH ESPN+ W, 70-36

Jan. 25 * at #12/11 Kansas ESPN W, 92-86 (2OT)

Jan. 29 * at rv/rv West Virginia ESPN+ W, 63-49

Feb. 1 * #22/19 TEXAS TECH ESPN2 L, 81-82 (OT)

Feb. 4 * OKLAHOMA STATE ESPN+ W, 72-63

Feb. 8 * at Colorado ESPN+ W, 69-59

Feb. 10 * rv/rv BAYLOR ESPN 8 p.m.

Feb. 15 * at #20/20 Arizona ESPN 1 p.m.

Feb. 18 * at Arizona State ESPN/ESPN2 8 p.m.

Feb. 22 * #8/8 IOWA STATE ESPN 1 p.m.

Feb. 24 * at #13/12 Texas Tech ESPN 8 p.m.

March 1 * CINCINNATI CBS 3:30 p.m.

Senior Night

March 3 * #12/11 KANSAS ESPN 8 p.m.

March 8 * at rv/rv Baylor ESPN 9 p.m.

Phillips 66 Big 12 Championship (T-Mobile Center • Kansas City, Mo.)

March 11-15 vs. TBA TBA

NCAA Tournament First Four (UD Arena • Dayton, Ohio)

March 18-19 vs. TBA TBA

NCAA Tournament First/Second Rounds (Sites TBA)

March 20-23 vs. TBA TBA

NCAA Tournament Regionals (Sites TBA)

March 27-30 vs. TBA TBA

NCAA Tournament Final Four (Alamodome • San Antonio, Texas)

April 5 vs. TBA TBA

NCAA Tournament National Championship (Alamodome • San Antonio, Texas)

April 7 vs. TBA TBA

Home Games played in Fertitta Center and listed in **BOLD CAPS**

All times are Central and subject to change

Rankings listed as Associated Press/USA TODAY Sports Coaches'

All games can be heard on **950 AM KPRC & Varsity Network app**

#5/5 HOUSTON COUGARS (19-4 • 11-1 Big 12)

vs. rv/rv BAYLOR BEARS (15-8 • 7-5 Big 12)

8 p.m. • Monday, Feb. 10, 2025

Fertitta Center (7,035) • Houston

ESPN

950 AM KPRC • Varsity Network app



#5/5 COUGARS HOST rv/rv BAYLOR in BIG MONDAY MATCHUP in FERTITTA CENTER

• Winners of 15 of its last 16 games, #5/5 Houston returns to Fertitta Center to play host to Big 12 Conference rival Baylor in an 8 p.m., Big Monday matchup.

• The game features two of the Big 12's Top-Five leaders with Houston tied with #20/20 Arizona atop the league at 11-1 and Baylor tied with Kansas for fifth at 7-5.

• Monday's game will be the first of two regular-season meetings against the Bears with Houston closing the regular season inside Foster Pavilion in Waco, Texas, on March 8.

• The Cougars enter this weekend's game following a 69-59 win at Colorado on Saturday afternoon. That was Houston's 10th straight road win dating back to last season and extended the nation's longest active streak.

• Graduate forward **J'Wan Roberts** poured in 20 points on 9-of-11 shooting while sophomore guard **Terrance Arceneaux** posted 15 points with 13 in the second half. Graduate guard **LJ Cryer** added 15 points and grabbed a career-high six rebounds to lead the Cougars to the win.

HEADLINES and STORYLINES

• The Cougars have won 34 of their last 35 games inside Fertitta Center. Only an 82-81 loss in overtime to #22/19 Texas Tech on Feb. 1 prevents a longer streak. Houston has compiled a 105-7 record inside their home facility since it opened Dec. 1, 2018.

• Houston is one of only three schools to rank among the *KenPom.com* Top 10 national leaders in both offensive (123.3, 8th) and defensive efficiencies (89.0, 3rd) through games of Feb. 8. Duke and Florida join the Cougars in that exclusive group.

• For his impressive efforts all season, sophomore forward **Joseph Tugler** was named to the Naismith Defensive Player of the Year presented by MOLECULE Watch List. Tugler leads the Cougars and ranks 17th nationally with 2.2 blocks per game.

• Houston enjoys one of the nation's leading 3-point and free-throw shooting backcourts. Graduate guard **LJ Cryer** (2.8, 40.3%) and junior guard **Emanuel Sharp** (2.4, 43.6%) rank among the Big 12 leaders in 3-point field goals per game and 3-point field goal percentage. In addition, both Cougars also shoot over 90.0 from the free throw line with Sharp leading Houston and the Big 12 and ranking fifth nationally at 93.2.

• With Houston's Dec. 7 win over Butler, graduate forward **J'Wan Roberts** set a school record and became the winningest student-athlete in program history. Entering Monday's game against rv/rv Baylor, Roberts owns a 135-23 record in his Houston career.

• Graduate forward **J'Wan Roberts** reached two career milestones in Houston's Jan. 11 win at Kansas State. With his jumper in the lane midway through the second half, Roberts became the 52nd Cougar to score 1,000+ points during his career. He also set a school record against the Wildcats by competing in his 150th game as a Cougar.

SETTING the SCENE

Television: ESPN

Jon Sciambi (PxP)

Fran Fraschilla (analyst)

Kris Budden (reporter)

Radio: KPRC 950 AM /

Varsity Network app /

SiriusXM Ch. 84

Jeremy Branham (PxP)

Elvin Hayes (analyst)

Pregame show begins at 7:45 p.m.

Series vs. BU: Houston leads 39-16

First of two regular-season meetings in 2024-25 (9 p.m. • Saturday, March 8 Foster Pavilion • Waco, Texas)

Houston won last:

Baylor won two of last three

Houston won last, 82-76 (OT)

Foster Pavilion • Waco, Texas (Feb. 24, 2024)

Houston leads 23-4 in Houston

Houston won last eight in Houston

Houston won last in Houston, 79-69

Hofheinz Pavilion (Feb. 24, 1996)

First meeting in Fertitta Center

Houston Head Coach: **Kelvin Sampson**

(UNC Pembroke '78)

Career Record: 783-353 (36th year)

Houston Record: 283-83 (11th year)

vs. BU: 23-1

(1-1 with Houston; 22-0 with Oklahoma)

vs. Scott Drew: 7-1

(1-1 with Houston; 6-0 with Oklahoma)

Baylor Head Coach: **Scott Drew**

(Butler '93)

Career Record: 479-263 (23rd yr.)

BU Record: 459-252 (22nd yr.)

vs. Houston: 1-1

(1-1 with Baylor)

vs. Kelvin Sampson: 1-7

(1-7 with Baylor)

Up Next: * at #20/20 Arizona

1 p.m. (CST) • Saturday, Feb. 15

McKale Center (14,545) • Tucson, Ariz.

ESPN

950 AM KPRC | Varsity Network app

X f @UHCougarMBK

@UHCougarMBK

#ForTheCity

#GoCoogs

THE KELVIN SAMPSON RADIO SHOW

J Bar M Barbecue • 2201 Leeland St.
7 p.m. • Throughout Big 12 season

Head Coach **Kelvin Sampson** holds his weekly radio show inside J Bar M Barbecue (2201 Leeland St., Houston, 77003).

Hosted by **Jeremy Branham**, the show airs from 7 to 8 p.m., during the Big 12 Conference season.

Each week, Coach Sampson and Jeremy discuss the latest news about Houston Basketball, the Big 12 Conference, the NCAA and more. Student-athlete and coaching and support staff guests

also

join Coach and Jeremy on shows.

Fans can tune in to 950 AM

KPRC or listen via the Varsity

Network app.

Fans can participate by

tweeting questions to @UH-

CougarMBK.

Thur., Jan. 2	Wed., Feb. 19
Wed., Jan. 8	Tue., Feb. 25
Mon., Jan. 13	Wed., March 5
Thur., Jan. 30	March 10 or 11
Wed., Feb. 5	March 17 or 18
Tue., Feb. 11	



HOUSTON COUGARS at a GLANCE (starters based on last game)

PROBABLE STARTERS	Pos.	Ht.	Wt.	Cl.-Exp.	Hometown	G-GS	PPG	RPG	Other
7 Milos Uzan	G	6-4	190	Jr.-TR	Las Vegas, Nev.	23-23	10.0	3.3	3.86 Ast-TO
4 L.J. Cryer	G	6-1	200	Gr.-1L	Katy, Texas	23-23	14.3	1.9	2.8 3FG/gm
23 Terrance Arceneaux	G	6-6	205	r-So.-2L	Beaumont, Texas	23-4	8.3	3.4	1.2 spg
13 J'Wan Roberts	F	6-8	235	r-Gr.-4L	St. Thomas, V.I.	22-22	11.4	6.8	2.9 orpg
11 Joseph Tugler	F	6-8	230	So.-1L	Monroe, La.	23-17	6.1	5.9	2.2 bpg

RESERVES	Pos.	Ht.	Wt.	Cl.-Exp.	Hometown	G-GS	PPG	RPG	Other
8 Mylik Wilson	G	6-3	175	r-Gr.-1L	Rayville, La.	23-0	6.0	3.7	1.7 Ast-TO
25 Mercy Miller	G	6-4	200	Fr.-HS	Sherman Oaks, Calif.	15-0	4.0	2.2	0.5 apg
5 Ja'Vier Francis	F	6-8	235	Sr.-3L	New Orleans, La.	21-6	5.5	4.1	1.0 bpg
2 Cedric Lath	C	6-9	260	r-So.-1L	Abidjan, Ivory Coast	16-0	0.8	1.4	1.0 orpg
0 Kordelius Jefferson	G	6-3	200	r-Fr.-RS	Arlington, Texas	11-0	1.0	0.2	4.3 mpg
21 Emanuel Sharp	G	6-3	210	r-Jr.-2L	Tampa, Fla.	20-20	12.9	3.0	43.6 3FG%
3 Ramon Walker Jr.	G	6-5	215	Sr.-3L	Pearland, Texas	8-0	2.0	2.4	50.0 FG%
12 Jacob McFarland	C	6-11	215	r-Fr.-RS	Moreno Valley, Calif.	Sitting out due to injury			
24 Chase McCarty	F	6-6	220	Fr.-HS	Huntsville, Ala.	Has not played – Expected to redshirt			

QUICK FACTS

GENERAL INFORMATION

Location:	Houston, Texas
Founded:	1927
Enrollment:	47,981
Nickname:	Cougars
Colors:	Scarlet (PMS 186) and White
Arena (capacity):	Fertitta Center (7,035)
Court Name:	Penick Court
Affiliation:	NCAA Division I
Conference:	Big 12
President/Chancellor:	Dr. Renu Khator
Vice President for Athletics:	Eddie Nuñez
NCAA Faculty Representative:	Dr. Jason Porter
Athletics Ticket Office Phone:	(713) 60-COUGS (462-6647)

COACHING STAFF

Head Coach:	Kelvin Sampson (UNC Pembroke '78)
Record at Houston:	283-83 (11th yr.)
Career Record:	783-353 (36th yr.)
Assistant Coaches:	Kellen Sampson, Quannas White, K.C. Beard
Special Assistant to the Head Coach/Assistant Coach:	Hollis Price
Director of Player Development/Assistant Coach:	Anthony Goldwire

SUPPORT STAFF

Director of Operations & Basketball Strategy:	Bobby Champagne
Director of Operations:	Lauren Sampson
Video Coordinator:	Matthew McDonald
Associate AD for Sports Medicine:	John Houston
Director of Sports Performance:	Alan Bishop
Director of Program Strategy & Player Relations:	Bilal Batley
Associate Director of Operations:	Will Finch
Assistant Sports Performance Coach:	Bryan Clarke
Internal Operations:	Jonathan Lored, Ryan Elvin, Justin Whatley
Graduate Assistant Athletics Trainer:	Shantelle Willingham
Student Managers:	Matthew Criswell, Carson Calhoun, Ben Still, Ciarra Merchant, Cameron Simmons, Daniela Perdomo, Trey Hill, Henry Kolassa, Kendal White, Andrew Gonzalez, Brady Wilkes, Andre Bonfiglio, Taelyn Harris

TEAM INFORMATION

2023-24 Record:	32-5
2023-24 Big 12 Finish:	15-3 (Champions)
2023-24 Big 12 Championship Finish:	2-1 (Finalist)
Starters Returning/Lost:	4/1
Lettermen Returning/Lost:	9/2
Newcomers:	3
Returning Scoring:	73.1% (1,987 of 2,720 pts.)
Returning Rebounding:	83.7% (1,150 of 1,374 rebs.)
Returning Assists:	48.3% (234 of 484 asts.)

FERTITTA CENTER

Capacity:	7,035
Record:	105-7 (.938)
Current Streak:	Won, 1 game (since Feb. 4, 2025)
First Game:	W, 65-61, vs. #18/21 Oregon (Dec. 1, 2018)
Attendance:	713,249 (6,369 avg.)
Renovation Cost:	\$60 million
Architects:	PGAI and AECOM
Project Manager:	Turner Construction

HISTORY

First Season:	1946
All-Time Record:	1,454-886 (.621)
NCAA Tournament Appearances / Last:	24 / 2024
Postseason Record:	45-43 (.511)
National Championship Appearances:	2 (1984, 1983)
Final Four Appearances:	6 (2021, 1984, 1983, 1982, 1968, 1967)
Elite Eight Appearances:	7 (2022, 2021, 1984, 1983, 1982, 1968, 1967)
Sweet 16 Appearances:	16 (2024, 2023, 2022, 2021, 2019, 1983, 1983, 1982, 1971, 1970, 1968, 1967, 1966, 1965, 1961, 1956)
Last NCAA Appearance:	2024 NCAA Tournament (lost to #13/14 (4) Duke, Sweet 16, 51-54 (March 29, 2024))
Conference Regular-Season Championships / Last:	12 (2023-24)
Conference Tournament Championships / Last:	8 (2022)
NIT Appearances:	11 (2017, 2016, 2006, 2005, 2002, 1993, 1991, 1988, 1985, 1977, 1962)
Last NIT Appearance:	2017 (lost to Akron, First Round)

ATHLETICS COMMUNICATIONS

Assistant AD / Primary Basketball Contact:	Jeff Conrad
Office / Cell Phone:	(713) 743-9410 / (713) 557-3841
Email:	jaconrad@central.uh.edu

2024-25 HOUSTON COUGARS

No.	Name	Pos.	Ht.	Wt.	Cl.-Exp.	Hometown-High School (Last School)
0	Kordelius Jefferson	G	6-3	200	r-Fr.-RS	Bogue Chitto, Miss.-James Martin [Arlington, Texas]
2	Cedric Lath	C	6-9	260	r-So.-1L	Abidjan, Ivory Coast-Balboa School [San Diego, Calif.]
3	Ramon Walker Jr.	G	6-5	215	Sr.-3L	Pearland, Texas-Shadow Creek
4	L.J. Cryer	G	6-1	200	Gr.-1L	Katy, Texas-Morton Ranch (Baylor)
5	Ja'Vier Francis	F	6-8	235	Sr.-3L	New Orleans, La.-Montverde Academy [Fla.]
7	Milos Uzan	G	6-4	190	Jr.-TR	Las Vegas, Nev.-Desert Pines (Oklahoma)
8	Mylik Wilson	G	6-3	175	r-Gr.-1L	Rayville, La.-Rayville (Texas Tech/Louisiana)
11	Joseph Tugler	F	6-8	230	r-So.-1L	Monroe, La.-Cypress Falls [Houston]
12	Jacob McFarland	C	6-11	215	r-Fr.-RS	Moreno Valley, Calif.-Rancho Verde
13	J'Wan Roberts	F	6-8	235	r-Gr.-4L	St. Thomas, U.S. Virgin Islands-Shoemaker [Killeen, Texas]
21	Emanuel Sharp	G	6-3	210	r-Jr.-2L	Tampa, Fla.-Bishop McLaughlin Catholic School
23	Terrance Arceneaux	G	6-6	205	So.-2L	Beaumont, Texas-Beaumont United
24	Chase McCarty	F	6-6	220	Fr.-HS	Huntsville, Ala.-IMG Academy [Bradenton, Fla.]
25	Mercy Miller	G	6-4	200	Fr.-HS	Sherman Oaks, Calif.-Notre Dame

COACHING STAFF

Head Coach:	Kelvin Sampson (UNC Pembroke '78), 11th season
Assistant Coach:	Kellen Sampson (Oklahoma '07), 11th season
Associate Head Coach:	Quannas White (Oklahoma '06), 7th season
Assistant Coach:	K.C. Beard (Boise State '08), 11th season overall
Special Assistant to the Head Coach/Assistant Coach:	Hollis Price (Oklahoma '11), 11th season
Director of Player Development/Assistant Coach:	Anthony Goldwire (Houston '20), 5th season

SUPPORT STAFF

Director of Operations & Basketball Strategy:	Bobby Champagne (South Alabama '90)
Director of Operations:	Lauren Sampson (Oklahoma '04)
Video Coordinator:	Matthew McDonald (Houston '19)
Associate AD for Sports Medicine:	John Houston (Texas Tech '91)
Director of Sports Performance:	Alan Bishop (Utah State '09)
Director of Program Strategy & Player Relations:	Bilal Batley (Oklahoma '07)
Associate Director of Operations:	Will Finch (Indiana '07)
Assistant Director of Sports Performance:	Bryan Clarke (Texas Southern '19)
Internal Operations:	Jonathan Lored (Houston '24), Ryan Elvin (Houston '23), Justin Whatley (North Carolina Central '21)
Graduate Assistant Athletics Trainer:	Shantelle Willingham (North Carolina Central '23)
Student Managers:	Matthew Criswell, Carson Calhoun, Ben Still, Ciarra Merchant, Cameron Simmons, Daniela Perdomo, Trey Hill, Henry Kolassa, Kendal White, Andrew Gonzalez, Brady Wilkes, Andre Bonfiglio, Taelyn Harris

PRONUNCIATION GUIDE

Names	
TERRANCE ARCEAUX	Tair-Ents Ar-Suh-No
Bobby CHAMPAGNE	Sham-Pain
L.J. CRYER	Cry-Er
Ja'VIER Francis	Jay-Vee-Ur
KORDELIUS Jefferson	Kor-Dell-E-Us
CEDRIC LATH	Said-Rick Lot
Jacob MCFARLAND	Mick-Far-Land
J'WAN Roberts	Juh-Wahn
EMANUEL Sharp	E-Man-Yule
Joseph TUGLER	Tug-Lur
MILOS UZAN	My-Los (rhymes with dose) You-Zan
QUANNAS White	Kwah-Nus
MYLIK Wilson	Muh-Leek

HOMETOWNS

ABIDJAN, Ivory Coast	Ah-Buh-Jahn
BEAUMONT, Texas	Bo-Mont
BOGUE CHITTO, Miss.	Bo-Guh Chit-O
MORENO Valley, Calif.	More-A-No
PEARLAND, Texas	Pair-Land



HOUSTON x JORDAN BRAND

- In April 2018, the Cougars became the seventh school to be selected to join the Jordan Brand family.
- Houston is one of 12 schools to wear the Jumpman logo, joining North Carolina, Michigan, Oklahoma, Florida, Georgetown, Marquette, San Diego State, UCLA, Morehouse, Howard and Cincinnati.
- In December 2020, Houston Women's Basketball joined the Jumpman roster.

UP NEXT

- Following Monday's game, Houston hits the road again to take on #20/20 Arizona at 1 p.m. (CST), Saturday, Feb. 15, inside McKale Center in Tucson, Ariz. That game will air on ESPN.
- The Cougars continue their road swing out west when they meet Arizona State at 8 p.m. (CST), Tuesday, Feb. 18, inside Desert Financial Arena. That game will air on ESPN and ESPN2.
- From there, Houston returns to Fertitta Center to play host to #8/8 Iowa State at 1 p.m., Saturday. That game will air on ESPN.
- All Houston Men's Basketball games can be heard on 950 AM KPRC and the Varsity Network app.



HOUSTON JOINS BIG 12

- The University of Houston Athletics Department officially entered a new era when it joined the Big 12 Conference on July 1, 2023.
- Cougars joined with BYU, Cincinnati and UCF to become part of the league prior to the 2023-24 season.
- The University of Houston accepted an invitation to join the league on Sept. 9, 2021.
- In 2024-25, the league welcomed Arizona, Arizona State, Colorado and Utah to the 16-team Big 12.
- For the first time in school history, Houston will play a 20-game conference schedule in 2024-25.

TEAM COMPARISON

Category	UH	BU
Associated Press (as Feb. 3)	#5	Not ranked
USA TODAY Sports Coaches (as Feb. 3)	#5	Not ranked
NET ranking (thru Feb. 8, 2025)	#3	#27
Ken Pom (thru Feb. 8, 2025)	3rd (+34.31)	26th (+21.86)
Offensive Efficiency	8th (123.3)	11th (122.3)
Defensive Efficiency	3rd (89.0)	64th (100.4)
ESPN BPI (thru Feb. 7, 2025)	2nd (23.8)	14th (16.7)
Overall Record	19-4	15-8
Conference	Big 12	Big 12
Conference Record	11-1 (t-1st)	7-5 (t-5th)
Points	75.7	80.0
Opp. Points	57.0	69.6
Scoring Margin	+18.8	+10.4
Rebounds	38.1	36.6
Opp. Rebounds	31.3	32.5
Rebounding Margin	+6.8	+4.1
Field Goal Pct.	45.9	45.9
Opp. Field Goal Pct.	37.5	43.7
3-Point Pct.	39.3	36.3
Opp. 3-Point Pct.	31.1	36.1
3-Point FG per game	8.1	9.0
Free Throw Pct.	72.3	74.2
Opp. Free Throw Pct.	66.7	68.1
Free Throws Made per Game	11.8	13.7
Personal Fouls	16.7	16.0
Assists	13.0	15.6
Turnovers	9.2	11.2
Turnovers Forced	14.3	13.8
Turnover Margin	+5.2	+2.6
Assist/Turnover Ratio	1.4	1.4
Blocked Shots	5.0	3.2
Steals	8.1	8.1

LONGEST WINNING STREAKS in BIG 12 CONFERENCE GAMES

Rk.	No.	School	Dates
1.	23	Kansas	Feb. 20, 2001 – Jan. 18, 2003
2.	18	Houston	Feb. 6, 2024 – Feb. 1, 2025
t3.	17	Kansas	Feb. 3, 2016 – Jan. 21, 2017
t3.	17	Kansas	Jan. 14, 2020 – Dec. 22, 2020
t5.	15	Kansas	Jan. 24, 1998 – Jan. 18, 1999
t5.	15	Kansas	Feb. 9, 2012 – Jan. 28, 2013

– Quadrant 4: Home 161-353 | Neutral 201-353 | Away 241-353

• Replaced RPI as primary sorting tool for evaluating teams.

• Approved in July 2019 after consultation with Division I Men's Basketball Committee, National Association of Basketball Coaches, top basketball analytics and Google Cloud Professional Services.

KELVIN SAMPSON vs. BAYLOR (23-1)

Houston 1-1 • Oklahoma 22-0

11-0 Home • 11-0 Road • 1-1 Neutral

with Houston (1-1)

Feb. 24, 2024	W	82-76 (OT)	Waco, Texas
NCAA Tournament Final Four			
April 3, 2021	L	59-78	Indianapolis

with Oklahoma (22-0)

Feb. 11, 2006	W	80-52	Norman, Okla.
Jan. 25, 2006	W	82-52	Waco, Texas
Feb. 26, 2005	W	103-60	Norman, Okla.
Jan. 15, 2005	W	65-61	Waco, Texas
March 6, 2004	W	46-41	Norman, Okla.
Jan. 28, 2004	W	78-67	Waco, Texas
Feb. 8, 2003	W	91-42	Norman, Okla.
Jan. 25, 2003	W	67-54	Waco, Texas
Feb. 19, 2002	W	65-54	Waco, Texas
Feb. 6, 2002	W	70-57	Norman, Okla.
Feb. 17, 2001	W	82-60	Norman, Okla.
Jan. 31, 2001	W	65-51	Waco, Texas
Feb. 5, 2000	W	68-59	Waco, Texas
Jan. 11, 2000	W	76-43	Norman, Okla.
Feb. 27, 1999	W	87-63	Norman, Okla.
Feb. 3, 1999	W	59-58	Waco, Texas
Feb. 18, 1998	W	75-63	Norman, Okla.
Jan. 24, 1998	W	61-60	Waco, Texas
March 1, 1997	W	72-61	Waco, Texas
Jan. 18, 1997	W	84-67	Norman, Okla.
All-College Tournament			
Dec. 29, 1995	W	84-71	Oklahoma City
Jan. 2, 1995	W	75-70	Norman, Okla.

KELVIN SAMPSON vs. SCOTT DREW (7-1)

3-0 Home • 4-0 Road • 0-1 Neutral

Sampson (Houston) v. Drew (Baylor) (1-1)			
Feb. 24, 2024	W	82-76 (OT)	Waco, Texas
NCAA Tournament Final Four			
April 3, 2021	L	59-78	Indianapolis

Sampson (Oklahoma) v. Drew (Baylor) (6-0)

Feb. 11, 2006	W	80-52	Norman, Okla.
Jan. 25, 2006	W	82-52	Waco, Texas
Feb. 26, 2005	W	103-60	Norman, Okla.
Jan. 15, 2005	W	65-61	Waco, Texas
March 6, 2004	W	46-41	Norman, Okla.
Jan. 28, 2004	W	78-67	Waco, Texas

• The Cougars improve to 24-4 against Baylor in home games played in Houston. Houston also moves to 1-0 against the Bears in games played in Fertitta Center.

• Houston wins its second straight game against Baylor, a first since the 1995-96 season.

• Head Coach Kelvin Sampson improves to 784-353 in his career and 284-83 during his Houston tenure.

• Sampson improves to 24-1 against Houston during his career with a 2-1 mark with Houston.

• Sampson moves to 12-0 against Baylor in his home games during his career, including a 1-0 record with Houston.

• Sampson moves to 8-1 against Baylor Head Coach Scott Drew during their careers, including a 2-1 mark with Houston.

NET NOTES

• Houston stood at #3 in the NCAA NET rankings while Baylor came in at #27 in games through Feb. 8.

• Ranking system relies on game results, strength of schedule, game location, scoring margin, net offensive and defensive efficiency and qualities of wins and losses.

• Using the quadrant system, the quality of wins and losses will be organized based on game location and the opponent's NET ranking.

– Quadrant 1: Home 1-30 | Neutral 1-50 | Away 1-75

– Quadrant 2: Home 31-75 | Neutral 51-100 | Away 76-135

– Quadrant 3: Home 76-160 | Neutral 101-200 | Away 135-240

MILESTONES ALERT

✓ Graduate forward **J'Wan Roberts** became the 52nd member of Houston's career 1,000 Point Club in its Jan. 11 win at Kansas State. Roberts now has 1,142 points to stand 33rd in school history and needs only 21 more points to move past forward center **Don Boldebeck** (1,162 pts) in the Houston records book.

✓ Graduate forward **J'Wan Roberts** set the Houston career record by competing in his 150th game at Kansas State on Jan. 11. He broke out of a tie with forward **Fabian White Jr.**, who competed in 149 games from 2017-22. Roberts has now competed in 158 games during his career.

✓ With a free throw late in the first half in Houston's Jan. 18 win at UCF, graduate guard **Mylik Wilson** moved past 1,000 points during his complete college career. Wilson now has 1,047 points after compiling 297 points with Houston (2022 – present); 81 points with Texas Tech (2021-22) and 669 points with Louisiana (2019-21).

• Graduate forward **J'Wan Roberts** needs only 42 more rebounds to reach 1,000 rebounds during his career. He would become the fourth Cougar to reach that milestone.

• With 42 more rebounds, graduate forward **J'Wan Roberts** would become the fourth Cougar in school history to post 1,000 points AND 1,000 rebounds in his career. He would join legendary centers **Elvin Hayes** (1965-68), **Hakeem Olajuwon** (1981-84) and **Greg Anderson** (1983-87).

• Junior guard **Emanuel Sharp** needs only 89 more points to become the 53rd member of Houston's 1,000-Point Club. Sharp currently has 911 points.

• Senior forward **Ja'Vier Francis** needs only two more wins to compete in the 100th win of his Houston career. He would become the sixth Cougar to reach that total.

• Graduate guard **LJ Cryer** needs only 98 more points to join Houston's 1,000-Point Club. He has scored 1,690 points in his collegiate career after totaling 788 points at Baylor (2020-23).

WITH A WIN...

• Houston improves to 20-4 overall and 12-1 in Big 12 Conference play in 2024-25.

• Houston improves to 1,455-886 in its history.

• The Cougars reach the 20-win milestone for the 10th straight season under Head Coach Kelvin Sampson, a first in program history.

• The 2024-25 Cougars become the 31st time in school history to win 20+ games in a season.

• Graduate forward **J'Wan Roberts** extends his school record and collects the 136th victory of his collegiate career at Houston.

• The Cougars move to 373-83 when competing as a ranked team.

• Houston moves to 40-16 against Baylor during the series history.

HOUSTON'S RECORD ...

Category	2024-25 Record	Pct.	Sampson Era Record	Pct.
All Games	19-4	.826	283-83	.773
Conference Games	11-1	.917	143-48	.749
Big 12 Games	11-1	.917	26-4	.867
American Games	—	—	117-44	.727
Non-Conference Games	8-3	.727	140-35	.800
Postseason Games	0-0	.000	28-15	.651
Home Games	12-1	.923	162-23	.876
Away Games	6-0	1.000	71-41	.634
Neutral-Site Games	1-3	.250	48-19	.716
vs. Ranked Opponents	2-3	.400	23-23	.500
vs. Unranked Opponents	17-1	.944	260-60	.813
Winning Opening Tip	13-2	.867	180-36	.833
Opp. Wins Opening Tip	6-2	.750	103-47	.687
Scoring First	14-3	.824	191-32	.857
Opp. Scores First	5-1	.833	92-52	.639
Leading at Halftime	17-3	.850	245-31	.888
Trailing at Halftime	1-2	.333	36-50	.419
Tied at Halftime	0-0	.000	2-3	.400
Leading With 5:00 Remaining	18-2	.900	266-18	.937
Trailing With 5:00 Remaining	1-1	.500	12-60	.167
Tied With 5:00 Remaining	0-1	.000	5-4	.556
in Overtime	1-2	.334	9-7	.563
Shooting 40+ Percent	19-2	.905	240-35	.873
Shooting 35-39.99 Percent	0-2	.000	32-31	.508
Shooting <35 Percent	0-0	.000	11-17	.393
Opp. Shoots 40+ Percent	8-3	.727	92-73	.558
Opp. Shoots 35-39.99 Percent	2-1	.667	82-6	.932
Opp. Shoots <35 Percent	9-0	1.000	109-4	.965
More 3-Pointers than Opp.	11-1	.917	186-37	.834
Fewer 3-Pointers than Opp.	6-3	.667	70-39	.642
Equal 3-Pointers as Opp.	2-0	1.000	27-7	.794
More Free Throws than Opp.	11-1	.917	144-17	.894
Fewer Free Throws than Opp.	8-3	.727	126-65	.660
Equal Free Throws as Opp.	0-0	.000	13-1	.929
More Rebounds than Opp.	14-2	.875	225-35	.865
Fewer Rebounds than Opp.	5-1	.833	52-43	.547
Equal Rebounds as Opp.	0-1	.000	6-5	.545
More Assists than Opp.	13-1	.929	216-23	.904
Fewer Assists than Opp.	6-2	.750	53-53	.500
Equal Assists than Opp.	0-1	.000	14-7	.667
More Turnovers than Opp.	1-1	.000	68-34	.663
Fewer Turnovers than Opp.	18-3	.857	200-45	.816
Equal Turnovers than Opp.	0-0	.000	15-4	.789
Scoring 100+ Pts.	0-0	.000	11-0	1.000
Scoring 90-99 Pts.	3-0	1.000	23-0	1.000
Scoring 80-89 Pts.	4-2	.667	72-6	.923
Scoring 70-79 Pts.	5-1	.833	107-15	.877
Scoring 60-69 Pts.	7-1	.857	65-33	.663
Scoring <60 Pts.	0-0	.000	5-29	.147
Allowing 100+ Pts.	0-0	.000	0-0	.000
Allowing 90-99 Pts.	0-0	.000	4-1	.800
Allowing 80-89 Pts.	1-2	.333	5-17	.227
Allowing 70-79 Pts.	0-2	.000	27-29	.482
Allowing 60-69 Pts.	2-0	1.000	84-27	.757
Allowing <60 Pts.	16-0	1.000	163-8	.953
Games Decided By 1-3 Pts.	1-2	.333	19-27	.413
Games Decided By 4-6 Pts.	1-2	.333	32-17	.653
Games Decided By 7-10 Pts.	2-0	1.000	39-15	.722
Games Decided By 11+ Pts.	15-0	1.000	193-24	.889
November	4-3	.571	51-9	.850
December	5-0	1.000	67-13	.838
January	8-0	1.000	63-23	.729
February	2-1	.667	55-19	.743
March	0-0	.000	47-18	.723
April	0-0	.000	0-1	.000
in White Houston Uniforms	7-1	.875	131-28	.824
in White Cougars Uniforms	2-2	.500	24-5	.828
in White Throwback Uniforms	1-0	1.000	14-2	.875
in Red Houston Uniforms	0-0	.000	46-33	.583
in Red Script Uniforms	0-0	.000	3-2	.600
in Black Houston Uniforms	9-0	1.000	35-8	.814
in Black Cougars Uniforms	0-0	.000	15-3	.833
in Grey Uniforms	0-0	.000	15-1	.929
in Houston Blue Uniforms	0-1	.000	0-1	.000



2024-25 STANDINGS through games of Feb. 9, 2025

TEAM	BIG 12 GAMES			ALL GAMES		
	W	L	Pct.	W	L	Pct.
Houston	11	1	.917	19	4	.827
Arizona	11	1	.917	17	6	.739
Texas Tech	9	3	.750	18	5	.783
Iowa State	8	4	.667	18	5	.783
Kansas	7	5	.583	16	7	.696
Baylor	7	5	.583	15	8	.652
BYU	6	6	.500	15	8	.652
Kansas State	6	6	.500	12	11	.522
West Virginia	6	6	.500	15	8	.652
Utah	5	7	.417	13	10	.565
TCU	5	7	.417	12	11	.522
Cincinnati	4	8	.333	14	9	.609
UCF	4	8	.333	13	10	.565
Arizona State	3	9	.250	12	11	.522
Oklahoma State	4	8	.333	12	11	.522
Colorado	0	12	.000	9	14	.391

UPCOMING GAMES

Mon., Feb. 10	* Baylor at Houston	8 p.m.	ESPN
Tue., Feb. 11	* BYU at West Virginia	6 p.m.	ESPN
	* Utah at Cincinnati	6 p.m.	ESPN+
	* Iowa State at UCF	6 p.m.	ESPN+
	* Arizona at Kansas State	7 p.m.	ESPN+
	* Colorado at Kansas	8 p.m.	ESPN/2
Wed., Feb. 12	* Oklahoma State at TCU	6 p.m.	CBSSN
	* Arizona State at Texas Tech	8 p.m.	CBSSN
Sat., Feb. 15	* Houston at Arizona	1 p.m.	ESPN
	* West Virginia at Baylor	1 p.m.	ESPN/2
	* Texas Tech at Oklahoma State	2 p.m.	ESPN+
	* UCF at Colorado	2 p.m.	ESPN+
	* Cincinnati at Iowa State	3 p.m.	ESPN/2
	* TCU at Arizona State	7 p.m.	ESPN+
	* Kansas State at BYU	8 p.m.	ESPN+
	* Kansas at Utah	9 p.m.	ESPN
Mon., Feb. 17	* Arizona at Baylor	9 p.m.	ESPN
	* Kansas State at Utah	10 p.m.	ESPN2
Tue., Feb. 18	* Houston at Arizona State	7 p.m.	ESPN2
	* Texas Tech at TCU	7 p.m.	ESPN+
	* Colorado at Iowa State	7 p.m.	ESPN+
	* Kansas at BYU	8 p.m.	ESPN/2
Wed., Feb. 19	* Cincinnati at West Virginia	6 p.m.	ESPN2
	* UCF at Oklahoma State	8 p.m.	ESPN2/U
Sat., Feb. 22	* Iowa State at Houston	1 p.m.	ESPN
	* TCU at Cincinnati	11 a.m.	ESPN/2
	* West Virginia at Texas Tech	Noon	ESPN+
	* Oklahoma State at Kansas	3 p.m.	CBS
	* Baylor at Colorado	3 p.m.	ESPN+
	* BYU at Arizona	7/9 p.m.	ESPN/2

RECENT GAMES

Sun., Feb. 9	* at Oklahoma State 86, Arizona State 73
Sat., Feb. 8	* Houston 69, at Colorado 59
	* at Iowa State 82, TCU 52
	* at Kansas State 81, Kansas 73
	* at Baylor 91, UCF 76
	* at Baylor 72, Utah 61
	* at Cincinnati 84, BYU 66
	* at Arizona 82, Texas Tech 73
Wed., Feb. 5	* Cincinnati 93, at UCF 83
	* at TCU 65, West Virginia 60
	* at Utah 72, Colorado 59
Tue., Feb. 4	* at Houston 72, Oklahoma State 63
	* at Texas Tech 73, Baylor 59
	* Kansas State 71, at Arizona State 70
	* Arizona 85, at BYU 74
Mon., Feb. 3	* at Kansas 69, Iowa State 52
Sun., Feb. 2	* West Virginia 63, at Cincinnati 50
	* at TCU 68, Colorado 57
Sat., Feb. 1	* at Houston 82, Oklahoma State 81 (OT)
	* Arizona 81, at Arizona State 72
	* Kansas State 80, at Iowa State 61
	* at Oklahoma State 81, Utah 72
	* BYU 81, at UCF 75
	* at Baylor 81, Kansas 70
Wed., Jan. 29	* Houston 63, at West Virginia 49
	* at Texas Tech 71, TCU 57
	* at Kansas State 85, Oklahoma State 57
Tue., Jan. 28	* at Kansas 91, UCF 87
	* Arizona State 70, at Colorado 68
	* at BYU 93, Baylor 89 (OT)
	* at Utah 69, Cincinnati 66
Mon., Jan. 27	* at Arizona 86, Iowa State 75 (OT)
Sun., Jan. 26	* at Texas Tech 64, Oklahoma State 54

HOUSTON in NATIONAL POLLS

• Houston rose to #5 in the Associated Press (1,245 pts.) and remained steady at #5 in the USA TODAY Sports Coaches (613 pts.) polls, as of Feb. 3.

• With the Feb. 3 rankings, Houston was ranked in the AP Top 25 for the 244th week in program history.

• With the Feb. 3 rankings, Houston owns the nation's longest active streak of being ranked at 99 consecutive weeks. Gonzaga previously held the honor at 143 straight weeks before falling out of the Jan. 15 poll.

Record when Ranked: With its Feb. 8 win at Colorado, Houston is 372-83 when playing as a ranked team in program history.

Top 10 Streaks: With the Dec. 2 rankings, the Cougars moved out of the AP Top 10 for the first time since the final AP poll of the 2021-22 season on March 14, 2022.

• That snapped Houston's school-record streak of 44 consecutive weeks in the Top 10. The previous record was 33 straight weeks in the AP Top 10 from Nov. 27, 1967 through Dec. 2, 1969.

as #5: Houston is 22-5 when competing as the #5 (AP) team during its history.

• The Cougars have won their last nine and 10 of their last 11 games as the #5 (AP) team. Only an 82-73 loss at East Carolina on Feb. 3, 2021, prevents a longer streak.

Weekly Streaks: With the Feb. 10 rankings, the Cougars extended their school record with their 100th consecutive week ranked among the AP Top 25. The previous mark was 35 straight weeks in the poll from 1967 to 1969.

• The Cougars have appeared in every AP Top 25 poll since Jan. 20, 2020 and own the nation's longest active streak.

• Houston has appeared in the Coaches poll for 85 consecutive weeks, dating back to March 2, 2020.

• The Jan. 13, 2020, polls were the last time Houston did not appear in either the AP or Coaches Top 25 polls.

Season Streaks: This is the eighth straight season in which Houston was ranked for at least one week.

• The Cougars have been ranked in both final national polls in each of the last six seasons, a first in program history.

Preseason: This was the fifth straight season in which the Cougars were ranked in both national preseason polls.

• That is the longest streak since the Cougars were ranked in the AP preseason poll for eight consecutive seasons from 1966 to 1974.

HOUSTON vs. RANKED OPPONENTS

• Houston has posted a 91-189 record against ranked opponents during its history.

• The Cougars are 2-3 in games against ranked opponents during the 2024-25 season.

• In its most recent action against a ranked opponent, Houston dropped an 82-81 decision to #22/19 Texas Tech inside Fertitta Center on Feb. 1.

ABOUT BAYLOR

• Baylor brings a 15-8 overall record and 7-5 mark in Big 12 Conference play into Monday's game.

• The Bears are tied with Kansas for fifth in the Big 12 standings through Feb. 9.

• Baylor is 2-6 in road games and 4-7 in non-home games this season.

• The Bears have alternated wins and losses in their last five games.

• In its most recent action, Baylor took a 91-76 win over UCF inside Foster Pavilion in Waco, Texas, on Saturday.

• Against UCF, fifth-year forward Norchad Omier led five Bears in double digits with 18 points on 6-of-10 shooting and grabbed a game-high 12 rebounds with two assists. Freshman guard VJ Edgecombe totaled 17 points on 6-of-11 shooting and dished out a team-high five assists while junior guard Langston Love came off the bench to post 16 points with six rebounds, two assists and a steal. Senior guard Jayden Nunn and graduate guard Jalen Celestine chipped in with 12 points apiece for the Bears.

• This season, Omier leads the Bears with 15.5 points, 10.5 rebound and 1.0 blocks per game. Edgecombe is a close second with 15.0 points per game but leads the team with 2.2 steals per game. Freshman guard Robert Wright is third among the Bears with 12.7 points per game but leads Baylor with 4.7 assists per contest. Fifth-year guard Jeremy Roach averages 11.7 points per game to rank fourth on the team.

Head Coach: Scott Drew is in his 22nd season at Baylor and his 23rd year as a collegiate head coach.

• Drew has built an 479-263 record during his career and is 459-252 at Baylor.

• Drew previously compiled a 20-11 record at Valparaiso (2002-03)

• Drew has a 1-1 record against Houston during his career with both previous meetings coming during his Baylor tenure.

• Drew has a 1-7 record against Houston **Head Coach Kelvin Sampson** during their careers with the previous eight meetings coming Sampson's Houston and Drew's Baylor tenures

• 1993 graduate of Butler.

NATIONAL POLLS

as of Feb. 3, 2025

2024-25 opponents in bold

Associated Press

Rk.	Team	Record	Pts.
1.	Auburn (62)	20-1	1,550
2.	Duke	19-2	1,488
3.	Alabama	19-3	1,422
4.	Tennessee	18-4	1,295
5.	Houston	17-4	1,245
6.	Florida	18-3	1,183
7.	Purdue	17-5	1,102
8.	Iowa State	17-4	1,078
9.	Michigan State	18-3	1,044
10.	Texas A&M	17-5	976
11.	Marquette	18-4	875
12.	St. John's	19-3	808
13.	Texas Tech	17-4	793
14.	Kentucky	15-6	747
15.	Missouri	17-4	717
16.	Kansas	15-6	599
17.	Memphis	18-4	530
18.	Maryland	17-5	390
19.	UConn	16-6	322
20.	Arizona	15-6	308
21.	Wisconsin	17-5	287
22.	Mississippi State	16-6	217
23.	Illinois	15-7	208
24.	Michigan	16-5	191
25.	Mississippi	16-6	184

Others receiving votes: Clemson 182, Saint Mary's (Calif.) 136, Louisville 86, Creighton 50, Oregon 39, UCLA 26, New Mexico 23, Drake 18, Gonzaga 11, Utah State 8, Vanderbilt 4, Baylor 3, George Mason 3, Texas 1, Oklahoma 1.

USA TODAY Sports Coaches'

Rk.	Team	Record	Pts.
1.	Auburn (29)	20-1	773
2.	Duke	19-2	745
3.	Alabama	19-3	710
4.	Tennessee	18-4	644
5.	Houston	17-4	613
6.	Florida	18-3	580
7.	Purdue	17-5	574
8.	Iowa State	17-4	564
9.	Michigan State	18-3	501
10.	St. John's	19-3	473
11.	Marquette	18-4	439
12.	Texas Tech	17-4	436
13.	Texas A&M	17-5	410
14.	Kentucky	15-6	310
15.	Memphis	18-4	309
16.	Missouri	17-4	307
17.	Kansas	15-6	288
18.	UConn	16-6	178
19.	Wisconsin	17-5	151
20.	Arizona	15-6	148
21.	Clemson	18-4	145
22.	Michigan	16-5	117
23.	Saint Mary's (Calif.)	20-3	114
24.	Maryland	17-5	110
25.	Illinois	15-7	108

Others receiving votes: Mississippi State 88; Mississippi 70; Louisville 50; Creighton 44; Oregon 31; New Mexico 18; UCLA 7; **West Virginia** 6; Utah State 4; Gonzaga 4; Drake 2; **BYU** 2; UConn 1; **Baylor** 1.

WEEK-by-WEEK

HOUSTON'S MOST PLAYED OPPONE

through Feb. 9, 2025

Rk.	G	Opponent	W-L	Pct.	Current Strk	Fr Ga
1.	92	SMU	58-34	.630	W3	195
2.	87	Texas A&M	55-32	.632	W2	194
3.	84	Rice	66-18	.786	W7	197
4.	76	TCU	50-26	.658	W2	195
5.	66	Texas	34-32	.515	W3	194
6.	61	Tulsa	32-29	.525	W4	195
t7.	59	Texas Tech	31-28	.525	L1	196
t7.	59	Memphis	23-36	.390	L1	195
9.	55	Baylor	39-16	.709	W2	195
10.	50	Tulane	32-18	.640	W11	194
11.	49	Cincinnati	16-33	.327	W11	195

2024-25 opponents in bold

Date	AP	Coaches
Preseason	#4 (4) [1,343]	#4 (4) [698]
Week 1 (Nov. 11)	#8 [1,070]	#10 [488]
Week 2 (Nov. 18)	#7 [1,091]	t-7 [470]

WINNINGEST NCAA DIVISION I TEAMS since 2017-18 through Feb. 8, 2025 | 2024-25 opponents in bold

Rk.	School	Last 8 Yrs	Last 7 Yrs (Rk.)	Last 6 Yrs (Rk.)	Last 5 Yrs (Rk.)	Last 4 Yrs (Rk.)	Last 3 Yrs (Rk.)	2024-25	2023-24	2022-23	2021-22	2020-21	2019-20	2018-19	2017-18
1.	Gonzaga	231-37	199-32 (2)	166-28 (2)	135-26 (2)	104-25 (5)	76-21 (5)	18-7	27-8	31-6	28-4	31-1	31-2	33-4	32-5
2.	Houston	227-43	200-35 (1)	167-31 (1)	144-23 (1)	116-19 (1)	84-13 (1)	19-4	32-5	33-4	32-6	28-4	23-8	33-4	27-8
3.	Kansas	207-62	176-54 (t3)	150-44 (3)	122-41 (5)	101-32 (7)	67-26 (t10)	16-7	23-11	28-8	34-6	21-9	28-3	26-10	31-8
4.	Duke	205-59	176-51 (t3)	144-45 (7)	119-39 (t7)	106-28 (t3)	74-21 (6)	20-3	27-9	27-9	32-7	13-11	25-6	32-6	29-8
5.	Purdue	201-66	171-59 (6)	145-49 (6)	129-34 (3)	111-24 (2)	82-16 (3)	19-5	34-5	29-6	29-8	18-10	16-15	26-10	30-7
6.	San Diego State	192-64	170-53 (7)	149-40 (4)	119-38 (t7)	96-33 (10)	73-24 (7)	15-6	26-11	32-7	23-9	23-5	30-2	21-13	22-11
t7.	Auburn	191-67	165-59 (t9)	135-49	110-43	97-29 (9)	69-23 (9)	21-2	27-8	21-13	28-6	13-14	25-6	30-10	26-
t7.	Tennessee	191-70	165-61 (t9)	134-55	117-41 (t9)	99-32 (8)	72-24 (8)	20-4	27-9	25-11	27-8	18-9	17-14	31-6	26-9
9.	Liberty	190-71	168-56 (8)	139-49 (10)	109-45	86-39	64-28	19-5	18-14	27-9	22-11	23-6	30-4	29-7	22-15
10.	Drake	189-74	172-57 (5)	148-47 (5)	128-33 (4)	102-28 (6)	77-17 (4)	22-2	28-7	27-8	25-11	26-5	20-14	24-10	17-17
11.	Virginia	188-65	157-62	122-59	99-52	81-45	60-31	12-12	23-11	25-8	21-14	18-7	23-7	35-3	31-3
12.	Belmont	186-66	162-57	135-51	109-44	83-40	58-32	17-8	20-13	21-11	25-8	26-4	26-7	27-6	24-9
t13.	Vermont	182-62	155-54	128-47	102-40	92-35	64-29	13-11	28-7	23-11	28-6	10-5	26-7	27-7	27-8
t13.	Baylor	182-72	163-57	143-43 (8)	117-39 (t9)	89-37	62-30	15-8	24-11	23-11	27-7	28-2	26-4	20-14	19-15
t13.	Michigan State	182-79	152-74	120-67	98-58	83-45	60-32	19-4	20-15	21-13	23-13	15-13	22-9	32-7	30-5
t13.	Villanova	182-80	145-75	120-65	96-58	78-51	48-43	13-10	18-16	17-17	30-8	18-7	24-7	26-10	36-5
t17.	North Carolina	179-89	153-78	124-71	109-50	92-40	63-31	14-10	29-8	20-13	29-10	18-11	14-19	29-7	26-11
t18.	Texas Tech	178-83	151-73	120-66	102-53	84-44	57-32	18-5	23-11	16-16	27-10	18-11	18-13	31-7	27-10
t19.	South Dakota State	177-73	149-66	125-57	103-47	87-40-	57-35	16-9	22-13	19-13	30-5	16-7	22-10	24-9	28-7
t19.	Kentucky	177-77	151-66	121-59	96-53	87-37	61-29	16-7	23-10	22-12	26-8	9-16	25-6	30-7	26-11
t19.	Creighton	177-84	156-72	136-57	112-50	90-41	67-29 (t10)	18-6	25-10	24-13	23-12	22-9	24-7	20-15	21-12

SERIES HISTORY vs. BAYLOR

- Houston owns a 39-16 lead against Baylor in the series, which began during the 1952-53 season.
- This marks the second straight season in which the two schools will meet as Big 12 Conference rivals.
- The two schools met at least twice a year every season from 1975-76 through 1995-96 as Southwest Conference rivals.

- At 55 games, the series against Baylor is the ninth-most played in Houston history. It trails only SMU (92), Texas A&M (87), Rice (84), TCU (76), Texas (66), Tulsa (61), Texas Tech (59) and Memphis (59).

- The Cougars won the most recent meeting with an 82-76 victory in overtime in Waco, Texas, on Feb. 24, 2024. That win snapped a two-game losing streak against the Bears.

- In the first meeting against Baylor, the Bears took a 77-62 win in Waco, Texas, on Jan. 26, 1953.

- **at Home:** Houston holds a 23-4 lead in its home games against Baylor during the series.

- Saturday's game will be the first time Houston has played host to Baylor in a home game in Houston since a 79-69 win inside Hofheinz Pavilion on Feb. 24, 1996, during the final season that the schools played as Southwest Conference rivals.

- Houston has won its last eight home games in Houston against Baylor during the series history.

- Baylor's last win in Houston was an 88-73 decision inside Hofheinz Pavilion on Feb. 27, 1988.

- **in Fertitta Center:** Monday's game will be the first time that Houston has faced Baylor inside Fertitta Center.

KELVIN SAMPSON vs. BAYLOR

- Houston **Head Coach Kelvin Sampson** has posted a 23-1 record against Baylor during his career.

- Sampson has posted a 1-1 record against Baylor with Houston and was 22-0 as Oklahoma's head coach.

- After winning the first 22 meetings against the Bears, Sampson's teams have split the last two encounters.

- In his most recent meeting against Baylor, Sampson's 2023-24 Houston team took an 82-76 win in overtime in Waco, Texas, on Feb. 24, 2024.

- In his first meeting against Baylor, Sampson's 1994-95 Oklahoma squad enjoyed a 75-70 win in Norman, Okla., on Jan. 2, 1995.

- **at Home:** Sampson has posted an 11-0 record in his home games against Baylor during his career.

- All 11 previous home meetings came during his Oklahoma tenure.

- Monday's game will be the first time Sampson has faced Baylor in his home game as Houston's head coach.

- Sampson's teams have won handily in home games against Baylor with only two coming by fewer than double digits.

- In his most recent home meeting

HOME SWEET HOME

Since 2015-16, the Cougars have posted a 151-15 (.910) record while competing in three different home venues, including a 124-7 (.947) mark in the last 7+ seasons.

Houston is 105-7 (.938) in the Fertitta Center during the facility's history

Season	Record	Venue (Record)
2024-25	12-1	Fertitta Center
2023-24	17-0	Fertitta Center
2022-23	16-2	Fertitta Center
2021-22	16-1	Fertitta Center
2020-21	15-0	Fertitta Center
2019-20	14-2	Fertitta Center
2018-19	19-1	Fertitta Center (15-1) / H&PE Arena (4-0)
2017-18	15-0	H&PE Arena
2016-17	12-5	Hofheinz Pavilion (12-4) / H&PE Arena (0-1)
2015-16	15-3	Hofheinz Pavilion
Totals	151-15	Fertitta Center (105-7); H&PE Arena (19-1); Hofheinz Pavilion (27-7)

against Baylor, Sampson's 2005-06 Oklahoma team took an 80-52 win in Norman, Okla., on Feb. 11, 2006.

- In his first home meeting at Baylor, Sampson's 1994-95 Oklahoma squad claimed a 75-70 win in Norman, Okla., on Jan. 2, 1995.

- **in Fertitta Center:** Monday's game will be the first time that Sampson has faced Baylor inside Fertitta Center.

KELVIN SAMPSON vs. SCOTT DREW

- Houston **Head Coach Kelvin Sampson** has posted a 7-1 record against Baylor Head Coach Scott Drew during their career.

- That includes a 1-1 record with Houston and a 6-0 mark with Oklahoma against Drew's Baylor squads.

- After winning the first six meetings, Sampson's teams have split the last two encounters against Drew's Bears.

- In his most recent meeting against Drew, Sampson's 2003-04 Houston team took a 78-67 win against Baylor in Waco, Texas, on Jan. 28, 2004.

- **at Home:** Sampson has posted a 3-0 record in his home games against Drew during their careers.

- In his most recent home meeting against Drew, Sampson's 2005-06 Oklahoma team enjoyed an 80-52 win in Norman, Okla., on Feb. 11, 2006.

- In his first home meeting against Drew, Sampson's 2003-04 Oklahoma team claimed a 46-41 win in Norman, Okla., on March 6, 2004.

- **in Fertitta Center:** Monday's game will be the first time that Sampson has faced Drew inside Fertitta Center.

LAST TIME OUT

#2/2 Houston 82, #11/11 Baylor 76 (OT) • Foster Pavilion • Waco, Texas • Saturday, Feb. 24, 2024
by Associated Press

- Guard **LJ Cryer** made six free throws in overtime and finished with 15 points as #2/2 and Big 12-leading Houston beat the 11th-ranked Bears 82-76 on Saturday inside Foster Pavilion.

- The Cougars never trailed in regulation and appeared to win the game on a long 3-pointer by point guard **Jamal Shead** at the buzzer. But replay showed the ball was still in his hands when the clock ran out.

- All six of Cryer's free throws came in overtime, the first two with 3:06 left to put the Cougars back ahead to stay after falling behind for the first time. After playing 70 games the past three seasons for Baylor before transferring to Houston, he got booed loudly every time he touched the ball early. 3-Guard **Emanuel Sharp** had 18 points to lead the Cougars. Forward **J'wan Roberts** had 17 points and eight rebounds while Shead had 12 points and 10 assists for this third double-double of the season.

- Ja'Kobe Walter scored a game-high 23 points for Baylor, and Rayl Dennis had 21. Jalen Bridges had 17 points and 13 rebounds, and Jayden Nunn scored 11 points.

- The Bears didn't tie the game for the first time until Yves Missi, their 7-foot freshman, made a layup while being fouled with 4.4 seconds left in regulation to make it 69-all. Roberts rebounded Missi's missed free throw, and Shead was just a tick late in ending the game without overtime.

- Baylor opened the second half with a 12-0 run while Houston missed its first eight shots. Bridges scored 14 of his 17 points in the second half, including nine in a row for the Bears in the final 5 1/2 minutes of regulation.

- The Cougars led 41-25 at halftime after scoring 13 points off 11 Baylor turnovers. They made 10 of 11 shots in one stretch, which Roberts started by assisting on consecutive baskets before ending it with a jumper that made it 27-10.

WINNINGEST TEXAS NCAA DIVISION I TEAMS since 2015-16 (through Feb. 8, 2025)

Rk.	School	W-L	Pct.
1.	Houston	271-64	.808
2.	Baylor	231-92	.715
3.	Texas Tech	215-110	.662
4.	Stephen F. Austin	202-103	.662
5.	Texas	196-129	.603
6.	Texas A&M	195-122	.615
7.	Sam Houston	192-128	.600
8.	North Texas	191-128	.599
9.	SMU	189-109	.634
10.	TCU	184-142	.564
11.	Texas State	181-134	.574
12.	Tarleton State	180-119	.602
13.	Abilene Christian	178-132	.574

LAST TIME vs. BAYLOR in HOUSTON
Houston 79, Baylor 69 • Hofheinz Pavilion • Houston • Saturday, Feb. 24, 1996**by Associated Press**

• Houston outscored Baylor 45-32 in the second half to overtime a halftime deficit and take a 79-69 win over the Bears inside Hofheinz Pavilion.

• Trailing 37-34 at intermission, the Cougars connected on 44.1 percent (15-of-34) from the field in the second half and limited the Bears to only 32.1 percent (9-of-28) with 19 turnovers.

• Houston opened the second half on a 10-1 run and took a 46-38 lead on a Kirk Ford free throw with 16:32 remaining in the game.

• The game went back and forth, and Baylor regained the lead a 56-52 on a pair of Brian Skinner free throws with 8:34 left.

• However, the Cougars used an 18-4 run over the next four-and-a-half minutes to build 70-60 advantage and never led by fewer than six points for the rest of the way.

• In the schools' final meeting as Southwest Conference rivals, forward **Tim Moore** led all players with 21 points on 7-of-12 shooting from the field and 7-of-10 from the free throw line and added eight rebounds with team highs of five assists and two blocks in the win.

• Forward **Kirk Ford** and center **Anthony Knox** finished with 12 points apiece with Ford grabbing eight rebounds while guard **Lonzell Gowdy** scored 11 points with eight rebounds.

• Guard Rodrick Miller came off the bench to lead Baylor with 15 points. Forward John Perkins and center Brian Skinner finished with 13 points each while forward Doug Brandt and guard Rodney Smith grabbed six rebounds apiece to lead the Bears. Smith also added a game-high six assists in the loss.

LAST TIME OUT**#5/5 HOUSTON 69, Colorado 59 • CU Events Center • Boulder, Colo. • Saturday, Feb. 7, 2025****by Associated Press**

• Graduate forward **J'Wan Roberts** scored 20 points, sophomore guard **Terrence Arceneaux** added 13 of his 15 points in the second half and #5/5 Houston held off Colorado 69-59 inside the CU Events Center on Saturday.

• Graduate guard **L.J. Cryer** finished with 15 points for the Cougars.

• With the win, Houston collected its 10th straight road win to extend the nation's longest active streak.

• The Cougars have won all six road games in 2024-25 and have not lost since a 78-65 loss at Kansas on Feb. 3, 2024.

• Houston raced out to a 9-0 lead and looked on the brink of making quick work of the Buffaloes. But Colorado took its time on offense, played tight defense and steadily chipped away.

• A key moment was around the 3-minute mark when junior guard **Milos Uzan** was called for a travel after the horn sounded for a shot-clock violation on Colorado. It was overturned on review. Roberts proceeded to hit two short-range shots to give Cougars some breathing room.

• Julian Hammond III had 22 points, including five 3-pointers, to lead Colorado.

• Colorado was hanging close when Houston's graduate guard **Mylik Wilson** had a pivotal steal and dunk with just over five minutes remaining.

• Houston held an edge in rebounds (38-26), points in the paint (42-20) and second-chance points (18-7).

• Houston **Coach Kelvin Sampson** picked up his first win over Colorado as the coach of Houston. He was 14-3 against the Buffaloes while at Oklahoma.

BOUNCING BACK

• Under **Head Coach Kelvin Sampson's**

KENPOM.COM TOP 20 in BOTH OFFENSIVE & DEFENSIVE EFFICIENCIES
through Feb. 8, 2025

School	OFF.	Rk.	DEF.	Rk.
Houston	123.3	8th	89.0	3rd
Iowa State	119.5	17th	92.5	7th
Duke	125.2	5th	89.6	4th
Auburn	130.3	1st	94.4	16th
Florida	125.3	4th	93.4	9th
Arizona	120.9	14th	94.7	18th
Maryland	119.0	20th	94.9	20th

KENPOM.COM TOP 10 in BOTH OFFENSIVE & DEFENSIVE EFFICIENCIES
through Feb. 8, 2025

School	OFF.	Rk.	DEF.	Rk.
Houston	123.3	8th	89.0	3rd
Duke	125.2	5th	89.6	4th
Florida	125.3	4th	93.4	9th

year in the league.

STREAKING at the LINE

• Graduate guard **LJ Cryer** stands as one of the Cougars, the Big 12's and the nation's premier free throw shooters.

• The Katy, Texas, native saw his streak of 26 consecutive made free throws end on his third attempt in the Cougars' win over rv/#25 West Virginia inside Fertitta Center on Jan. 15.

• That was only Cryer's second miss of the season. He has drained 49-of-54 free throw tries for a 90.7 percentage.

• Cryer's streak of 26 straight included all 10 vs. #9/9 Alabama (Nov. 26), two tries against Notre Dame (Nov. 27), two tries against San Diego State (Nov. 30), two tries against Butler (Dec. 7), two tries against Texas A&M-Corpus Christi (Dec. 21) and two tries against at Oklahoma State (Dec. 30), four attempts at Kansas State (Jan. 11) and his first two tries against rv/#25 West Virginia (Jan. 15).

30-POINT GAMES

Player	2024-25	Career
Mylik Wilson	0	1 [1-0]
LJ Cryer	1	2 [0-2]
Emanuel Sharp	0	1 [1-0]

20-POINT GAMES

Player	2024-25	Career
LJ Cryer	5 [2-3]	30 [25-5]
J'Wan Roberts	5 (1) [5-0]	10 [9-1]
Emanuel Sharp	1 [0-1]	7 [5-2]
Mylik Wilson	0 [0-0]	5 [5-0]
Ja'Vier Francis	0 [0-0]	1 [1-0]
Milos Uzan	0 [0-0]	1 [0-1]

DOUBLE-FIGURE SCORING GAMES

Player	2024-25	Career
LJ Cryer	16 (4) [13-3]	80 [63-17]
J'Wan Roberts	14 (3) [11-3]	56 [50-6]
Emanuel Sharp	14 [11-3]	45 [40-5]
Mylik Wilson	4 [4-0]	43 [30-13]
Milos Uzan	14 (6) [11-3]	41 [24-17]
Ja'Vier Francis	1 [1-0]	14 [14-0]
Terrence Arceneaux	10 (2) [10-0]	14 [14-0]
Ramon Walker Jr.	1 [1-0]	5 [5-0]
Joseph Tugler	4 [3-1]	5 [4-1]
Mercy Miller	1 [1-0]	1 [1-0]

DOUBLE-DOUBLES

Player	2024-25	Career
J'Wan Roberts	2 [2-0]	15 [13-2]
Ja'Vier Francis	1 [1-0]	4 [4-0]
Joseph Tugler	1 [1-0]	1 [1-0]
Milos Uzan	0	1 [1-0]

20-REBOUND GAMES

Player	2024-25	Career
J'Wan Roberts	0 [0-0]	1 [1-0]

DOUBLE-FIGURE REBOUNDING GAMES

Player	2024-25	Career
J'Wan Roberts	4 [3-1]	26 [22-4]
Joseph Tugler	2 (1) [2-0]	2 [2-0]
Mylik Wilson	1 [1-0]	8 [7-1]
Ja'Vier Francis	1 [1-0]	4 [4-0]
Terrence Arceneaux	0 [0-0]	1 [1-0]
Milos Uzan	0	1 [1-0]

DOUBLE-FIGURE ASSIST GAMES

Player	2024-25	Career
Milos Uzan	1 [1-0]	2 [1-0/1-0]

Bold – Totals | **()** – current streak | **[]** records

leadership, the Cougars have posted a 31-2 record, including 23 straight wins at one point, in games following a regular-season loss since Feb. 1, 2017.

• The Cougars have won handily in those games, winning by an average of 18.7 points per game (616 points in 33 games).

• In their most recent game following a regular-season loss, the Cougars took a 72-63 win over Oklahoma State inside Fertitta Center in Houston on Feb. 4. That victory came after an 82-81 loss in overtime to Texas Tech inside Fertitta Center on Feb. 1.

• Houston has lost consecutive games only twice since Feb. 1, 2017.

• In the most recent losing streak during the 2023-24 season, the Cougars fell 57-53 at Iowa State (Jan. 9, 2024) and lost at TCU, 68-67 (Jan. 13, 2024).

• Houston went on to win 14 of its next 15 Big 12 Conference games to capture the regular-season championship in its first

COUGARS AMONG STATISTICAL LEADERS

National rankings (through Feb. 8, 2025)

Big 12 rankings (through Feb. 8, 2025)

Big 12 leader in bold

Category	Mark	Big 12 Rank	National Rank
AP (as of Feb. 3, 2025)	#5	1st	#5
USATODAY Sports Coaches (as of Feb. 3, 2025)	#5	1st	#5
NET (thru Feb. 8, 2025)	#3	1st	#3
KenPom (thru Feb. 8, 2025)	+34.31	1st	3rd
Offensive Efficiency	123.3	1st	8th
Defensive Efficiency	89.0	1st	3rd
ESPN BPI (thru Feb. 8, 2025)	23.8	1st	2nd
W-L Percentage	.826	1st	13th
Big 12 W-L Percentage	.917	t-1st	---
Scoring Offense	75.7	8th	138th
Scoring Defense	57.0	1st	1st
Scoring Margin	+18.8	1st	2nd
FG Pct.	45.9	7th	123rd
Opp. FG Pct.	37.5	1st	4th
3-Pt. Pct.	39.3	1st	8th
3-Pt. FGs per Game	8.1	9th	137th
Opp. 3-Pt. Pct.	31.1	5th	65th
FT Pct.	72.3	8th	169th
Opp. FT Pct.	66.7	15th	---
Total Rebounds	38.1	4th	58th
Total Rebounds Allowed	31.3	2nd	---
Rebounding Margin	+6.8	2nd	23rd
Offensive Rebounds	13.6	1st	21st
Offensive Rebound Pct.	38.8	1st	---
Defensive Rebounds	24.5	9th	211th
Defensive Rebound Pct.	71.4	7th	---
Assists	13.0	14th	235th
Steals	8.1	t-4th	66th
Blocked Shots	5.0	2nd	24th
Turnovers	9.2	1st	5th
Turnover Margin	+5.2	1st	7th
Turnovers Forced	14.3	3rd	44th
Assist/Turnover Ratio	1.41	6th	56th

INDIVIDUAL

Category	Mark	Big 12 Rank	National Rank
SCORING			
LJ Cryer	14.3	16th	334th
Emanuel Sharp	12.5	---	589th
J'Wan Roberts	11.8	---	694th

REBOUNDS

J'Wan Roberts	6.6	12th	261st
Joseph Tugler	6.1	16th	320th

FIELD-GOAL PERCENTAGE

J'Wan Roberts	54.4	2nd	49th
---------------	------	-----	------

ASSISTS

Milos Uzan	4.7	7th	75th
------------	-----	-----	------

FREE THROW PERCENTAGE

Emanuel Sharp	93.2	1st	5th
----------------------	-------------	------------	------------

STEALS

None			
------	--	--	--

3-POINT FIELD GOAL PERCENTAGE

LJ Cryer	40.3	2nd	55th
----------	------	-----	------

3-POINT FIELD GOALS MADE

LJ Cryer	2.78	2nd	61st
Emanuel Sharp	2.40	10th	147th

BLOCKED SHOTS

Joseph Tugler	2.2	3rd	17th
Ja'Vier Francis	1.0	t-14th	239th

ASSIST/TURNOVER RATIO

Milos Uzan	3.86	1st	4th
-------------------	-------------	------------	------------

OFFENSIVE REBOUNDS

Joseph Tugler	3.00	4th	52nd
J'Wan Roberts	2.86	8th	72nd

DEFENSIVE REBOUNDS

None			
------	--	--	--

MINUTES PLAYED

LJ Cryer	31:48	11th	297th
----------	-------	------	-------

DOUBLE-DOUBLES

J'Wan Roberts	2	t-13th	311th
Joseph Tugler	1	t-22nd	---
Ja'Vier Francis	1	t-22nd	---

CONSECUTIVE GAMES/STARTS STREAKS

Player	Consecutive Games	Consecutive Starts	Career Starts
J'Wan Roberts	88 (12)	34 (12)	95
Milos Uzan	87/23 / (87/23)	73/23 / (73/23)	79
LJ Cryer	83 (83)	83 (83)	94
Emanuel Sharp	80	23	52
Mylik Wilson	48 (48)	0	0
Ja'Vier Francis	39 (22)	37	44
Ramon Walker Jr.	33	2	2
Joseph Tugler	28 (23)	16 (16)	18
Terrance Arceneaux	22 (22)	3 (2)	5
Cedric Lath	10 (2)	0	0
Mercy Miller	8 (2)	0	0
Kordelius Jefferson	7	0	0
Jacob McFarland	0	0	0
Chase McCarty	0	0	0

Career highs in **bold** | () indicates current streak
[] career total, including previous schools

LOOKING FOR SEVEN STRAIGHT

- Houston will be looking to extend its school record-setting NCAA Tournament streak in 2024-25.
- Entering the 2024-25 season, the Cougars have competed in six consecutive NCAA Tournaments (2024 Sweet 16, 2023 Sweet 16, 2022 Elite Eight, 2021 Final Four, 2019 Sweet 16, 2018 Second Round) (The 2020 Tournament was not held due to the COVID-19 pandemic).
- In a program history which features 25 NCAA Tournament berths and six NCAA Final Four appearances, Houston has never competed in seven straight NCAA Tournaments.
- The Cougars competed in 4+ straight NCAA Tournaments five times during the program's history: 2018 to present; 1981 to 1984; 1970 to 1973 and 1965 to 1968).

HOME SWEET HOME

- The Cougars have made Fertitta Center one of the top homecourt advantages in college basketball.
- With its Feb. 1 overtime loss to #22/19 Texas Tech, Houston saw its 33-game home winning streak come to an end. It was the nation's longest active streak at the time.
- The Cougars posted a perfect 17-0 home record inside Fertitta Center in 2023-24. It was the 11th undefeated home season in school history and the third under **Head Coach Kelvin Sampson**.
- Prior to Feb. 1, Houston's last home loss in Fertitta Center was a 56-55 setback against then-American Athletic Conference rival Temple on Jan. 22, 2023.
- The Cougars have posted a 105-7 (.938) record inside Fertitta Center since the \$60 million facility opened on Dec. 1, 2018.

CAPS and GOWNS

- Three Cougars on the 2024-25 roster have already received

their bachelor's degrees from the University of Houston.

- Graduate guard **LJ Cryer** received his bachelor's degree in integrated studies in May 2024.
- Graduate guard **Mylik Wilson** earned his bachelor's degree in psychology in May 2024.
- Graduate forward **J'Wan Roberts** received his bachelor's degree in May 2023.
- All three Cougars will do post-baccalaureate work at Houston during the 2024-25 season. Cryer and Wilson will study health while Roberts will study human developmental family sciences.

STAFF ADDITIONS

- As the Cougars prepare for the 2024-25 season, the Cougars welcome three staff members to the program.
- **Will Finch** joined as associate director of operations and will assist Director of Operations and Program Strategy **Bobby Champagne**.
- Finch replaced **Daniel Hixon**, who left to accept a position with the San Antonio Spurs.
- After wearing #20 as a student-athlete for four years, **Ryan Elvin** will move into an internal operations role on the Cougars' bench in 2024-25.
- North Carolina Central graduates **Justin Whatley** and **Shantelle Willingham** joined the program as internal operations staff and graduate assistant athletics trainer, respectively.

JERSEY NUMBER CHANGES

- Two Cougars will wear different jersey numbers during the 2024-25 season.
- After wearing #25, sophomore forward **Joseph Tugler** will don #11 this season.
- Redshirt freshman guard **Kordelius Jefferson** sat out the entire 2023-24 season as a redshirt but was listed at #15 on the roster. Jefferson will wear #0 in 2024-25.
- With his debut with the Cougars, junior guard **Milos Uzan** will become the first Houston Men's Basketball student-athlete to wear #7, according to the best Houston records.

In June 2023, the NCAA made a rule change allowing for student-athletes to wear any number between 0 and 99.

QUADRUPLE-DIGIT POINTS

- With his jumper in the lane midway through the second half at Kansas State on Jan. 11, graduate forward **J'Wan Roberts** became the newest member of Houston's 1,000-Point Club.
- Roberts took a pass from graduate guard **Mylik Wilson** and drained the basket with 11:36 left in the game to reach the milestone.
- Roberts now has 1,142 points to rank 33rd in Houston career history.
- With his free throw at the 5:43 mark in the first half at

WELCOME to HOUSTON

- The Cougars signed four newcomers to the team for the 2025-26 season during the early signing period in November 2024.
- Houston's 2025 signing class is ranked nationally at **#1 (on3)**, **#2 (247Sports)**, **#2 (Rivals)** and **#2 (ESPN)**.
- Guard **Isiah Harwell**, guard Bryce Jackson, point guard **Kingston Flemings** and center **Chris Cenac Jr.** will compete as true freshmen in 2025-26, and each will have four years of eligibility remaining.

CHRIS CENAC JR.

Forward/Center • 6-10 • 230 • Freshman
New Orleans, La.
Link Academy [Branson, Mo.]

5-star recruit by *Rivals*, *247Sports*, *on3* and *ESPN*... Ranked #7 overall and No. 4 power forward nationally by *on3*... Ranked #10 overall and No. 1 center nationally by *247Sports*... Ranked #7 overall and No. 1 center nationally in *ESPN100*... Ranked #6 overall and #3 power forward by *Rivals*... Chose Houston over Alabama, Arkansas, Auburn, Baylor, Kentucky, Louisville, LSU, Michigan State, Tennessee, Texas and UConn... Played for Coach Chad Myers at Link Academy... Named to McDonald's All-American Game Wes Team... Named to Naismith Trophy Watch List for National High School Player of the Year... Following 2023-24 season, named Most Valuable Player at NBPA Top 100 camp... Guided Team USA to gold medal at FIBA Under-17 World Cup in Istanbul... Was named Most Valuable Player of Puma's PRO16 League... Led Isidore Newman High School (New Orleans) to its third straight state championship... Was an All-State Second-Team selection... Averaged 13.9 points, 10.2 rebounds, 1.9 steals, 1.7 assists and 1.3 blocks per game... Recognized as State Championship Most Outstanding Player... Last name is pronounced See-Nack.

KINGSTON FLEMINGS

Guard • 6-3 • 170 • Freshman
San Antonio, Texas
William J. Brennan High School

4-star recruit by *Rivals*, *247Sports*, *on3* and *ESPN*... Ranked #14 overall and No. 1 shooting guard nationally by *on3*... Ranked #18 overall and No. 3 point guard nationally by *247Sports*... Ranked #21 overall and No. 6 point guard nationally in *ESPN100*... Ranked #22 overall and No. 3 point guard nationally by *Rivals*... Chose Houston over Alabama, Baylor, LSU, TCU, Tennessee, Texas, Texas A&M and Texas Tech... Played for Coach Koty Cowgill at Brennan High

School... Led Team USA to Gold Medal at FIBA U18 3x3 World Cup in Debrecen, Hungary... Competed at USA Basketball U17 National Team training camps and National Basketball Association Players Association Top 100 Camp... Played on Puma's Pro16 Circuit... Named to Naismith Trophy Watch List for National High School Player of the Year... Named San Antonio Express-News Player of the Year for second straight season following his junior season in 2023-24.

ISIAH HARWELL

Guard • 6-6 • 200 • Freshman
Pocatello, Idaho
Wasatch Academy [Mount Pleasant, Utah]

5-star recruit by *Rivals*, *247Sports*, *on3* and *ESPN*... Ranked #10 overall and No. 3 shooting guard nationally by *on3*... Ranked #12 overall and No. 2 shooting guard nationally by *247Sports*... Ranked #14 overall and No. 3 shooting guard nationally in *ESPN100*... Ranked #9 overall and #3 shooting guard by *Rivals*... Chose Houston over California, Gonzaga and Texas... Played for Coach Paul Peterson at Wasatch Academy and for Coach Tim Davis with Utah Prospects... Named to McDonald's All-American Game East Team... Named to Naismith Trophy Watch List for National High School Player of the Year... Led Utah Prospects to adidas AAU National Championship in South Carolina... Led Team USA to Gold Medal at U16 FIBA Americas Championships in Merida, Mexico... Played for championship team at NBPA Top 100 Camp.

BRYCE JACKSON

Guard • 6-6 • 205 • Freshman
Pearland, Texas
Shadow Creek High School

3-star recruit by *ESPN*, *on3* and *247Sports*... Played for Coach David President... Overcame leg injuries during his sophomore and junior seasons... Returned to full health in Summer 2024 and impressed coaches at TABC Showcase.

UCF on Jan. 18, Wilson hit 1,000 points during his complete collegiate career.

- Wilson has scored 297 points at Houston (2022 – present) with 81 points at Texas Tech (2021-22) and 669 points at Louisiana (2019-21) for a total of 1,047 points during his career.
- While he already is a 1,000-Point scorer in his collegiate career, graduate guard **LJ Cryer** could become a member of the Cougars' 1,000-Point Club as well.
- Cryer reached 1,000 points in his collegiate career with a 3-pointer at the 14:15 mark of the first half in the Dec. 30, 2023, win against Penn.
- Cryer, who scored 788 points at Baylor from 2020-2023, scored 573 with the Cougars in 2023-24 for a total of 902 with Houston.
- Cryer now has 1,690 points in his collegiate career.
- Junior guard **Emanuel Sharp** needs only 89 more points to reach 1,000 in his collegiate career and become the 53rd Cougar to reach that milestone.
- Prior to Roberts, All-American point guard **Jamal Shead** was the last student-athlete to reach 1,000 points as a Cougar, achieving that total during the 2023-24 season.

BIG 12 PRESEASON POLL

- For the sixth straight season, Houston was picked among the Top-Two leaders in its conference preseason poll.
- The Cougars received a five first-place votes and 211 points to finish a close second in the Big 12 Coaches Preseason Poll.
- Houston was tabbed as preseason favorite for its last four years in the American Athletic Conference (2019-23).
- Graduate guard **L.J. Cryer** and graduate forward **J'Wan Roberts** were named to the Preseason All-Big 12 First Team. Houston was the only school with two student-athletes on the First Team.

COUGARS in the PROS

Player	Years at UH	Current Team
Quentin Grimes	2019-21	Dallas Mavericks
Taze Moore	2021-22	Portland Trail Blazers
Marcus Sasser	2019-23	Detroit Pistons
Jarace Walker	2022-23	Indiana Pacers

OTHER LEAGUES

Player	Years at UH	Team	League
Armoni Brooks	2016-19	Olimpia Milano	Lega Basket Serie A
Josh Carlton	2021-22	Zhejiang Lions	Chinese Basketball Association
Corey Davis Jr.	2017-19	Vanoli Cremona	Lega Basket Serie A
Devin Davis	2016-18	Panionios	Greek Basket League
Damyean Dotson	2015-17	Aliaga Petkimspor Izmir	Turkish Basketball League
Kyler Edwards	2021-22	JDA Dijon	LNB Elite
Justin Gorham	2018-21	Derthona Basket	Lega Basket Serie A
Rob Gray	2015-18	Scafati Basket	Lega Basket Serie A
Brisen Gresham	2018-21	AEK Larnaca	Cypriot OPAP Basket League
Chris Harris Jr.	2017-20	Frayles de Guasave	Mexican CIBACOPA
Nate Hinton	2018-20	Memphis Hustle	NBA G League
Danrad Knowles	2013-17	Azpetitia Juarist Iraurgi Saski Baloia	Spanish Segunda FEB
Wes VanBeek	2014-18	Aliaga Petkimspor Izmir	Turkish BSL
Fabian White Jr.	2017-22	Manisa Basket	Basketbol Super Ligi

RECENT NATIONAL STATISTICS RANKINGS through Feb. 8, 2025

National Leader in **Red**
Top 10 rankings in **Bold**

WINNING PERCENTAGE

2024-25	82.6	13th
2023-24	86.5	5th
2022-23	89.2	2nd
2021-22	84.2	6th
2020-21	87.5	4th
2019-20	74.2	33rd
2018-19	89.2	2nd
2017-18	77.1	20th
2016-17	65.6	68th

FIELD GOAL PERCENTAGE DEFENSE

2024-25	37.5	4th
2023-24	37.9	1st
2022-23	36.6	1st
2021-22	37.1	1st
2020-21	37.8	1st
2019-20	38.3	7th
2018-19	36.8	1st
2017-18	39.4	8th
2016-17	40.8	34th

SCORING DEFENSE

2024-25	57.0	1st
2023-24	57.6	1st
2022-23	54.0	2nd
2021-22	58.8	3rd
2020-21	58.2	2nd
2019-20	61.1	11th
2018-19	61.0	7th
2017-18	64.9	18th
2016-17	64.9	30th

SCORING MARGIN

2024-25	+18.8	2nd
2023-24	+15.9	3rd
2022-23	+17.4	1st
2021-22	+16.1	2nd
2020-21	+17.8	2nd
2019-20	+10.2	26th
2018-19	+14.3	6th
2017-18	+11.8	13th
2016-17	+8.8	35th

3-POINT FIELD GOAL PERCENTAGE DEFENSE

2024-25	31.1	65th
2023-24	30.1	16th
2022-23	27.9	2nd
2021-22	28.8	9th
2020-21	29.0	9th
2019-20	28.6	8th
2018-19	27.9	1st
2017-18	32.3	35th
2016-17	32.9	68th

OFFENSIVE REBOUNDS PER GAME

2024-25	13.6	21st
2023-24	13.4	11th
2022-23	12.8	17th
2021-22	13.3	7th
2020-21	14.5	3rd
2019-20	14.4	3rd
2018-19	12.3	34th
2017-18	11.7	68th
2016-17	11.3	109th

RISING in the COACHING RANKS

- **Head Coach Kelvin Sampson** has compiled a 783-353 career record, including a 283-83 mark with the Cougars.
- With Houston's Feb. 4 win over Oklahoma State, Sampson moved sole possession of 18th in NCAA history (among coaches with 10+ years of Division I experience) with 782 victories.
- Sampson broke out of a tie in the NCAA records book with Lute Olson, who won 781 games with Long Beach State, Iowa and Arizona from 1973 to 2007.
- Up next in the NCAA records book is Lefty Driesell, who recorded 786 wins with Georgia State, James Madison, Maryland and Davidson from 1960 to 2003.

IN THE NBA RANKS

- Five Cougars started the 2024-25 season on NBA rosters.
- That group includes **Quentin Grimes** (Dallas Mavericks), **Marcus Sasser** (Detroit Pistons), **Jarace Walker** (Indiana Pacers), guard **Taze Moore** (Portland Trail Blazers) and guard **Jamal Shead** (Toronto Raptors).
- Grimes is in his first season with the Dallas Mavericks after being taken with the No. 25 overall pick in the First Round of the 2021 NBA Draft by the New York Knicks. He became the first Cougar to be taken in the First Round since **Greg Anderson** was taken in 1987 by the San Antonio Spurs.
- Sasser is in his second season with the Pistons after being taken with the No. 25 pick of the 2023 NBA Draft.
- Walker is in his second season with the Pacers after being taken with the No. 8 pick of the 2023 NBA Draft. He was the highest Cougar taken in the Draft since Hall of Fame center **Hakeem Olajuwon** was taken at No. 1 by the Houston Rockets in 1984.
- Shead is in his rookie season with the Raptors after being taken in the Second Round with the No. 45 overall pick.
- Moore is in his second season with the Trail Blazers. He competed in four games during the 2023-24 season after signing a two-way contract in September 2024.

1,000 CLUB... TWICE

- Graduate forward **J'Wan Roberts** has joined one Houston 1,000 Club and is poised to join another during the 2024-25 season.
- With 1,142 points to date, Roberts became the 52nd member of Houston's career 1,000-Point Club.
- With 958 rebounds, Roberts needs only 42 more rebounds to join Houston's 1,000-Rebound Club. Only four student-athletes have snared 1,000 rebounds during their Houston career.
- If he reaches 1,000 points **AND** 1,000 rebounds in 2024-25, Roberts will become only the fourth Cougar in school history to reach quadruple digits in both categories.
- He would join legendary centers **Elvin Hayes** (2,884 pts., 1,602 rebs., 1965-68), **Hakeem Olajuwon** (1,332 pts., 1,067 rebs., 1981-84) and **Greg Anderson** (1,662 pts., 1,045 rebs., 1983-87) as the only student-athletes to accomplish that feat.

158... AND COUNTING

- When he stepped on the court and the ball was tipped at Kansas State on Jan. 11, graduate forward **J'Wan Roberts** added another Houston career record to his resume.
- In that win against Kansas State, Roberts competed in the 150th game of his Houston career to set the school mark.
- Roberts broke out of a tie with forward **Fabian White Jr.** (2017-22), who competed in 149 games during his award-winning career.
- Entering Monday's game vs. rv/rv Baylor, Roberts has competed in 158 games during his Houston career.

MAKING HISTORY

- Now in his sixth year at Houston, graduate forward **J'Wan Roberts** has etched his name atop the Cougars' winningest student-athletes.
- During his award-winning career, Roberts has compiled a 135-23 record at Houston, entering Saturday's Big 12 contest at Colorado.
- With Houston's win over Butler during the Big 12-Big East Challenge inside Fertitta Center on Dec. 7, Roberts broke out of a tie with Forward **Fabian White Jr.** to become the winningest student-athlete in program history.
- White posted a 121-28 record during his Houston career from 2017 to 2022.

FINE in FERTITTA CENTER

- With the Cougars' 97-40 win over Jackson State inside Fertitta Center on Nov. 4, graduate forward **J'Wan Roberts** etched his name in the Houston records book.
- With Houston's Feb. 4 win over Oklahoma State, Roberts has posted a 73-4 record inside Fertitta Center during his career.
- In Houston's Nov. 4 win over Jackson State, Roberts broke out of a tie with point guard **Jamal Shead** to become the Fertitta Center's winningest student-athlete.
- Roberts became the first member of the Fertitta Center 50-Win Club against Montana on Nov. 24, 2023.

UNDER the BOARDS

- When the shot goes up, graduate forward **J'Wan Roberts** is working to get to that rebound.
- This season, Roberts leads Houston and ranks 12th in the Big 12 with 6.6 rebounds per game.
- In 2023-24, the St. Thomas, U.S. Virgin Islands, native led the Cougars and ranked sixth in the Big 12 with 6.8 rebounds per game.
- Roberts was one of only three student-athletes to stand among the Big 12 Top-10 leaders in both offensive **AND** defensive rebounding.
- Roberts was third with 2.64 offensive rebounds per game and finished 10th with 4.17 defensive boards per contest.
- Roberts joined Kansas' Hunter Dickinson (2.58, 5th; 8.36 drpg, 1st) and Cincinnati's Aziz Bandaogo (2.28 orpg, 9th; 5.17 drpg, 6th) in that exclusive group.

RECENT NATIONAL STATISTICS RANKINGS through Feb. 8, 2025

National Leader in **Red**
Top 10 rankings in **Bold**

TURNOVER MARGIN

2024-25	+5.2	7th
2023-24	+6.9	1st
2022-23	+3.7	16th
2021-22	+3.1	25th
2020-21	+3.5	19th
2019-20	+0.3	165th
2018-19	+1.2	110th
2017-18	+1.1	99th
2016-17	+3.8	12th
2015-16	+2.0	52nd

TURNOVERS PER GAME

2024-25	9.2	5th
2023-24	8.9	7th
2022-23	10.0	14th
2021-22	11.1	49th
2020-21	10.7	16th
2019-20	11.9	70th
2018-19	11.1	34th
2017-18	11.9	92nd

COUGARS AMONG STATISTICAL LEADERS

National rankings (through Feb. 8, 2025)
Big 12 rankings (through Feb. 8, 2025)
Big 12 leader in **bold**

Category	Mark	Big 12 Rank	National Rank
AP (as of Feb. 3, 2025)	#5	1st	#5
USATODAY Sports/Gadgets (as of Feb. 3, 2025)	#5	1st	#5
NET (thru Feb. 8, 2025)	#3	1st	#3
KenPom (thru Feb. 8, 2025)	+34.31	1st	3rd
Offensive Efficiency	123.3	1st	8th
Defensive Efficiency	89.0	1st	3rd
ESPN BPI (thru Feb. 8, 2025)	23.8	1st	2nd
W-L Percentage	.826	1st	13th
Big 12 W-L Percentage	.917	1st	---
Scoring Offense	75.7	8th	138th
Scoring Defense	57.0	1st	1st
Scoring Margin	+18.8	1st	2nd
FG Pct.	45.9	7th	123rd
Opp. FG Pct.	37.5	1st	4th
3-Pt. Pct.	39.3	1st	8th
3-Pt. FGs per Game	8.1	9th	137th
Opp. 3-Pt. Pct.	31.1	5th	65th
FT Pct.	72.3	8th	169th
Opp. FT Pct.	66.7	15th	---
Total Rebounds	38.1	4th	58th
Total Rebounds Allowed	31.3	2nd	---
Rebounding Margin	+6.8	2nd	23rd
Offensive Rebounds	13.6	1st	21st
Offensive Rebound Pct.	38.8	1st	---
Defensive Rebounds	24.5	9th	211th
Defensive Rebound Pct.	71.4	7th	---
Assists	13.0	14th	235th
Steals	8.1	t-4th	66th
Blocked Shots	5.0	2nd	24th
Turnovers	9.2	1st	5th
Turnover Margin	+5.2	1st	7th
Turnovers Forced	14.3	3rd	44th
Assist/Turnover Ratio	1.41	6th	56th

INDIVIDUAL

Category	Mark	Big 12 Rank	National Rank
SCORING			
LJ Cryer	14.3	16th	334th
Emanuel Sharp	12.5	---	589th
J'Wan Roberts	11.8	---	694th

REBOUNDS			
J'Wan Roberts	6.6	12th	261st
Joseph Tugler	6.1	16th	320th

FIELD-GOAL PERCENTAGE			
J'Wan Roberts	54.4	2nd	49th

ASSISTS			
Milos Uzan	4.7	7th	75th

FREE THROW PERCENTAGE			
Emanuel Sharp	93.2	1st	5th

STEALS			
None			

3-POINT FIELD GOAL PERCENTAGE			
LJ Cryer	40.3	2nd	55th

3-POINT FIELD GOALS MADE			
--------------------------	--	--	--

LJ for THREEEEEEE!!!!

• One of the nation's premier 3-pointer shooters, graduate guard **LJ Cryer** started the 2024-25 season on a hot streak with four treys in six attempts during Houston's season-opening win over Jackson State inside Fertitta Center on Nov. 4.

• In 2024-25, Cryer leads Houston and is second in the Big 12 with 2.8 3-point field goals per game. The Katy, Texas, native also ranks second in the league with a 40.3 (64-for-159) 3-point field goal percentage.

• Cryer has drained at least one trey in all but two games with multiple 3-pointers in all but five games in 2024-25.

• A year ago, Cryer drained 112-of-289 from behind the arc and led the Cougars and the Big 12 Conference with 3.0 3-pointers per game.

• With 112 treys, Cryer became only the eighth Cougar in school history to drain 100+ treys in a single season.

• He became the first Cougar since All-American guard **Quentin Grimes** buried 100 treys during the 2020-21 season.

• In 2024-25, Cryer looks to become only the third Cougar in Houston history to reach triple-digits 3s in multiple seasons.

• Guard **Corey Davis Jr.** is the most recent Cougars to accomplish that feat with 111 treys in 2018-19 and 103 treys in 2017-18.

• Guard **Robert McKiver** was the first Cougar with 100+ 3-pointers in multiple years, posting 116 treys in 2006-07 and setting a school record with 145 in 2007-08.

JOJO SAYS NO NO

• Sophomore forward **Joseph Tugler** was a defensive force for the Cougars in their Nov. 26 loss to #9/9 Alabama during the first day of the Players Era Festival inside MGM Grand Garden Arena in Las Vegas.

• The Monroe, La., native swatted eight shots Tide and added eight rebounds, including six defensive boards against the Crimson Tide.

• Tugler became the first Cougar to block eight shots in a game since center **Emmanuel Adeife** accomplished that feat in the season-opening win over Florida Tech on Nov. 22, 2005.

• With his impressive total, Tugler also became only the seventh Cougar to block eight shots in a game in school history. He joined Adeife (2005-06), **Anwar Ferguson**, (2002-04), **Dwight Jones** (1971-73), **Hakeem Olajuwon** (1981-84) and **Bo Outlaw** (1991-93).

• The Monroe, La., native leads the Cougars, ranks third in the Big 12 and 17th nationally with 2.2 blocks per game (51 in 23 games).

• Tugler has recorded 12 games with multiple blocks, including 12 of the last 16, entering Monday's game against rv/rv Baylor inside Fertitta Center.

• He was one of 15 student-athletes from across the nation named to the Naismith Defensive Player of the Year presented by MOLECULE Watch List in early February.

RETURNING REDSHIRTS

• The Cougars welcome the return of two redshirts in 2023-24.

• Redshirt freshman center **Jacob McFarland** sat out a year ago after competing as a senior at Rancho Verde High School in Moreno Valley, Calif., in 2022-23.

• At 6-foot-11, McFarland is the tallest member of the

MOVING UP

• With Houston's 77-67 win over South Carolina on Dec. 5, 2020, inside the Fertitta Center, **Head Coach Kelvin Sampson** became the second-winningest coach in Houston history.

• Sampson moved past **Pat Foster**, who recorded 142 victories from 1986 to 1993.

• Sampson ranks as Houston's career leader in winning percentage at .773 (283-83 record).

Rk.	Coach	Record	Pct.	Years
1.	Guy V. Lewis	592-279	.680	1956-86
2.	Kelvin Sampson	283-83	.773	2014 –
3.	Pat Foster	142-73	.660	1986-93
4.	Alden Pasche	135-116	.538	1946-56
5.	Tom Penders	121-77	.611	2004-10

2024-25 team.

• Redshirt freshman guard **Kordelius Jefferson** sat out the 2023-23 season following surgery on both wrists during the summer of 2023.

• Jefferson was an award-winning high school star at James Martin High School in Arlington, Texas, in 2022-23.

HOUSTON in TOYOTA CENTER HISTORY

• With its loss to #11/11 Auburn during the nightcap of the Mattress Firm Battleground 2k24 on Nov. 9, Houston fell to 2-1 in games played inside Toyota Center since that facility opened Oct. 6, 2003.

• This was the second straight season in which the Cougars played in Toyota Center, home of the NBA's Houston Rockets.

• During the 2023-24 season, fourth-ranked Houston enjoyed a 70-66 win over Texas A&M during the nightcap of The Halal Guys Showcase on Dec. 16, 2023.

• In their first game in Toyota Center, the Cougars claimed a 54-52 win over Rice in the Dickies Shootout on Dec. 21, 2013.

CONFERENCE OPENERS

• With its 60-47 win over Oklahoma State in Stillwater, Okla., on Dec. 30, 2024, Houston improved to 40-25 during its conference opener history.

• The Cougars have won their last 10 conference openers and 17 of their last 18. Only a 73-54 loss at Memphis on Dec. 31, 2014, prevents a longer Houston winning streak.

• Houston has posted a 2-0 record in conference openers in the **Big 12**, a 9-1 mark in the **American Athletic Conference**, a 7-10 record in **Conference USA**, an 11-10 mark in the **Southwest Conference**, an 8-2 record in the **Missouri Valley Conference**, a 1-0 mark in the **Gulf Coast Conference** and a 2-2 record in the **Lone Star Conference**.

in **Big 12 Conference**: Houston is 2-0 in Big 12 openers after its 60-47 win at Oklahoma State in Stillwater, Okla., on Dec. 30, 2024.

The Cougars began their Big 12 Conference tenure with an 89-55 win over West Virginia in Fertitta Center on Jan. 6, 2024.

in **Conference Home Openers**: With its Jan. 4 win over BYU inside Fertitta Center, Houston is 43-22 in conference home openers during its history.

• This includes a 2-0 mark in the **Big 12 Conference**, a 9-1 mark in the **American Athletic Conference**, a 9-8 record in **Conference USA**, a 15-6 mark in the **Southwest Conference**, a 6-4 record in the **Missouri Valley Conference**, a 1-0 mark in the **Gulf Coast Conference** and a 1-3 record in the **Lone Star Conference**.

• The Cougars have won their last 10 and 14 of their last 15 conference home openers. Only a 79-78 loss in overtime to Tulsa in Hofheinz Pavilion on Jan. 6, 2015, prevents a longer winning streak.

• In its most recent conference home opener, Houston took an 86-55 win over BYU inside Fertitta Center in Houston on Jan. 4.

in **Conference Road Openers**: With its win at Oklahoma State in Stillwater, Okla., on Dec. 30, 2024, Houston improved to 29-36 in conference road openers during its history.

• This includes a 1-1 mark in the **Big 12 Conference**, an 8-2 mark in the **American Athletic Conference**, a 3-14 record in **Conference USA**, a 4-6 record in the **Southwest Conference**, a 4-6 record in the **Missouri Valley Conference**, a 1-0

mark in the **Gulf Coast Conference** and a 2-2 record in the **Lone Star Conference**.

• With their Dec. 30, 2024, win at Oklahoma State, the Cougars have won five of their last six conference road openers.

SEASON OPENER HISTORY

• With its 97-40 win over Jackson State on Nov. 4, inside Fertitta Center, Houston improved to 61-19 in season openers during its history.

• The win against Jackson State was the second-biggest season-opening win in school history, trailing only the 2004-05 team's 131-62 win over Florida Tech inside Hofheinz Pavilion on Nov. 22, 2005.

• The Cougars have won their last 16 and 20 of their last 21 season openers... Only a 65-63 loss to Georgia Southern on the first day of the 2K Sports Classic benefiting Coaches vs. Cancer in Durham, N.C., on Nov. 11, 2008, prevents a longer streak.

• Houston has won handily in recent history, winning its last 16 season openers by an average of 30.4 points per game (487 points in 16 games).

• With its 2024-25 season-opening win, Houston has won nine of its last 10 season openers by 28+ points. Only the 2021-22 season-opening 83-75 overtime win against Hofstra prevents a longer streak.

KELVIN SAMPSON in SEASON OPENERS

• With Houston's 97-40 win over Jackson State on Nov. 4 inside Fertitta Center, **Head Coach Kelvin Sampson** improved to 33-3 record in season openers during his award-winning career.

• In season openers, Sampson is 11-0 during his Houston tenure... Posted a 2-0 record at Indiana, an 11-1 mark at Oklahoma a 6-1 record at Washington State and a 3-1 mark at Montana Tech.

• With the win over Jackson State, Sampson's teams have won their last 16 season openers and 29 of his last 30... Only a 68-62 loss to Alabama at the AT&T Wireless Classic in New York on Nov. 14, 2002, prevents a longer streak.

• During his career, Sampson's teams have won by an average of 25.6 points per game (846 points in 33 wins).

• In his teams' 33 season-opening wins, only four teams have won by fewer than double digits... His first team at Houston in 2014-15 claimed a 77-74 win at Murray State on Nov. 14, 2014, in his most recent single-digit, season-opening win.

IN the PRO RANKS

• In addition to the Cougars in the NBA, numerous other Cougars continue to compete in various leagues for teams around the world.

• Guard **Armoni Brooks** (Olimpia Milano) plays in the Lega Basket Serie A.

• Center **Josh Carlton** (Zhejiang Lions) plays in the Chinese Basketball Association.

• Guard **Corey Davis Jr.** (Vanoli Cremona) plays in Lega Basket Serie A.

• Forward **Devin Davis** (Panionios) is playing in the Greek Basketball League.

• Guard **Damyean Dotson** (Aliaga Petkimspor Izmir) is competing in the Turkish Basketball League.

• Guard **Kyler Edwards** (JDA Dijon) plays in the LNB Elite.

• Forward **Justin Gorham** (Derthona Basket) plays in the Lega Basket Serie A.

• Guard **Rob Gray** (Scafati Basket) plays in the Lega Basket Serie A.

• Forward **Brisson Gresham** (AEK Larnaca) plays in the Cypriot OPAP Basket League.

• Center **Chris Harris Jr.** (Frayles de Guasave) plays in the Mexican CIBACOPA.

• Guard **Nate Hinton** (Memphis Hustle) plays in the NBA G League.

• Forward **Danrad Knowles** (Azpeitia Juaris Iruarug Saski Baloia) plays in the Spanish Segunda FEB.

• Guard **Wes VanBeek** (Aliaga Petkimspor Izmir) plays in the Turkish BSL.

• Forward **Fabian White Jr.** (Manisa Basket) plays in the Basketbol Super Ligi.

HOUSTON'S MOST PLAYED OPPONENTS through Feb. 9, 2025

Rk.	G	Opponent	W-L	Pct.	Current Strk	First Game	Last Game
1.	92	SMU	58-34	.630	W3	1955-56	2022-23
2.	87	Texas A&M	55-32	.632	W2	1946-47	2023-24
3.	84	Rice	66-18	.786	W7	1971-72	2023-24
4.	76	TCU	50-26	.658	W2	1955-56	2024-25
5.	66	Texas	34-32	.515	W3	1949-50	2023-24
6.	61	Tulsa	32-29	.525	W4	1950-51	2022-23
t7.	59	Texas Tech	31-28	.525	L1	1960-61	2024-25
t7.	59	Memphis	23-36	.390	L1	1956-57	2022-23
9.	55	Baylor	39-16	.709	W2	1952-53	2023-24
10.	50	Tulane	32-18	.640	W11	1946-47	2022-23
11.	49	Cincinnati	16-33	.327	W11	1957-58	2023-24

2024-25 opponents in bold

2024-25 HONORS

LJ CRYER

- 1A FAR Academic Excellence Award
- 2024-25 *Blue Ribbon College Yearbook* Preseason All-America Fourth Team
- 2024-25 Preseason All-Big 12 First Team
- 2024-25 NABC Player of the Year Preseason Watch List
- 2024-25 John R. Wooden Award Preseason Top 50 Watch List
- 2024-25 Jersey Mike's Naismith Trophy Player of the Year Watch List
- 2024-25 Jerry West Shooting Guard of the Year Watch List

J'WAN ROBERTS

- 2024-25 *Blue Ribbon College Yearbook* Preseason All-America Third Team
- 2024-25 Preseason All-Big 12 First Team
- 2024-25 John R. Wooden Award Preseason Top 50 Watch List
- 2024-25 Jersey Mike's Naismith Trophy Player of the Year Watch List
- 2024-25 Karl Malone Power Forward of the Year Watch List

JOSEPH TUGLER

- Naismith Defensive Player of the Year Watch List

MILOS UZAN

- USBWA Oscar Robertson National Player of the Week (Jan. 27, 2025)
- Big 12 Conference Player of the Week (Jan. 27, 2025)

2024-25 PRESEASON BIG 12 CONFERENCE COACHES POLL

Rk.	School (First-place votes)	Pts.
1.	Kansas (9)	215
2.	Houston (5)	211
3.	Iowa State (1)	194
4.	Baylor	185
5.	Arizona (1)	179
6.	Cincinnati	140
7.	Texas Tech	135
8.	Kansas State	133
9.	BYU	116
10.	TCU	90
11.	UCF	83
12.	Arizona State	64
13.	West Virginia	62
14.	Oklahoma State	46
15.	Colorado	37
16.	Utah	30

PRESEASON PLAYER of the YEAR

Hunter Dickinson • Center • Kansas

PRESEASON CO-NEWCOMERS of the YEAR

Jeremy Roach • Guard • Baylor
Coleman Hawkins • Wing • Kansas State

FRESHMAN of the YEAR

VJ Edgcombe • Guard • Baylor

PRESEASON ALL-BIG 12 TEAMS

First Team			
Pos.	Player	Cl.	School
F	J'Wan Roberts	Gr.	Houston
G	LJ Cryer	Sr.	Houston
C	Hunter Dickinson	Gr.	Kansas
G	Caleb Love	5th	Arizona
G	Tamin Lipsey	Jr.	Iowa State
Second Team			
Pos.	Player	Cl.	School
F	Norchad Omier	Sr.	Baylor
G	Jeremy Roach	5th	Baylor
G	Keshon Gilbert	Sr.	Iowa State
G	Dajuan Harris	Gr.	Kansas
F	Coleman Hawkins	Sr.	Kansas State

GAME-by-GAME STARTERS

Opponent	Date	1	2	3	4	5	Record
JACKSON STATE	11/4/24	Uzan	Cryer	Sharp	Roberts	Tugler	1 (1-0)
vs. #11/11 Auburn	11/9/24	Uzan	Cryer	Sharp	Roberts	Francis	1 (0-1)
LOUISIANA	11/13/24	Uzan	Cryer	Sharp	Roberts	Francis	2 (1-1)
rv/- HOFSTRA	11/22/24	Uzan	Cryer	Sharp	Roberts	Francis	3 (2-1)
vs. #9/9 Alabama	11/26/24	Uzan	Cryer	Sharp	Roberts	Francis	4 (2-2)
vs. Notre Dame	11/27/24	Uzan	Cryer	Sharp	Roberts	Francis	5 (3-2)
vs. San Diego State	11/30/24	Uzan	Cryer	Sharp	Roberts	Francis	6 (3-3)
BUTLER	12/7/24	Uzan	Cryer	Sharp	Roberts	Tugler	2 (2-0)
TROY	12/10/24	Uzan	Cryer	Sharp	Roberts	Tugler	3 (3-0)
TOLEDO	12/18/24	Uzan	Cryer	Sharp	Roberts	Tugler	4 (4-0)
TEXAS A&M-CORPUS CHRISTI	12/21/24	Uzan	Cryer	Sharp	Arceneaux	Tugler	1 (1-0)
* at Oklahoma State	12/30/24	Uzan	Cryer	Sharp	Roberts	Tugler	5 (5-0)
* BYU	1/4/25	Uzan	Cryer	Sharp	Roberts	Tugler	6 (6-0)
* TCU	1/6/25	Uzan	Cryer	Sharp	Roberts	Tugler	7 (7-0)
* at Kansas State	1/11/25	Uzan	Cryer	Sharp	Roberts	Tugler	8 (8-0)
* rv/#25 WEST VIRGINIA	1/15/25	Uzan	Cryer	Sharp	Roberts	Tugler	9 (9-0)
* at UCF	1/18/25	Uzan	Cryer	Sharp	Roberts	Tugler	10 (10-0)
* UTAH	1/21/25	Uzan	Cryer	Arceneaux	Roberts	Tugler	1 (1-0)
* at #12/11 Kansas	1/25/25	Uzan	Cryer	Sharp	Roberts	Tugler	11 (11-0)
* at rv/rv West Virginia	1/29/25	Uzan	Cryer	Sharp	Roberts	Tugler	12 (12-0)
* #22/19 TEXAS TECH	2/1/25	Uzan	Cryer	Sharp	Roberts	Tugler	13 (12-1)
* OKLAHOMA STATE	2/4/25	Uzan	Cryer	Arceneaux	Roberts	Tugler	2 (2-0)
* at Colorado	2/8/25	Uzan	Cryer	Arceneaux	Roberts	Tugler	3 (3-0)
* BAYLOR	2/10/25	---	---	---	---	---	---
* at Arizona	2/15/25	---	---	---	---	---	---
* at Arizona State	2/18/25	---	---	---	---	---	---
* IOWA STATE	2/22/25	---	---	---	---	---	---
* at Texas Tech	2/24/25	---	---	---	---	---	---
* CINCINNATI	3/1/25	---	---	---	---	---	---
* KANSAS	3/3/25	---	---	---	---	---	---
* at Baylor	3/8/25	---	---	---	---	---	---
vs. TBA	TBA	---	---	---	---	---	---

TEAM GAME-by-GAME SPECIALTY STATISTICS

Opponent	Date	Points Off Turnovers		2nd Chance Points		Points in the Paint		Fastbreak Points		Bench Points	
		UH	Opp.	UH	Opp.	UH	Opp.	UH	Opp.	UH	Opp.
JACKSON STATE	11/4/24	35	4	13	2	42	14	15	0	47	7
vs. #11/11 Auburn	11/9/24	16	10	16	9	28	36	10	14	17	39
LOUISIANA	11/13/24	27	3	17	5	34	12	15	2	39	21
rv/- HOFSTRA	11/22/24	17	5	13	6	26	14	7	0	44	10
vs. #9/9 Alabama	11/26/24	18	10	13	15	26	22	5	3	18	31
vs. Notre Dame	11/27/24	11	4	13	7	24	22	0	0	19	0
vs. San Diego State	11/30/24	7	12	12	15	18	26	0	7	7	16
BUTLER	12/7/24	14	11	12	11	28	6	6	2	22	15
TROY	12/10/24	16	12	10	14	16	20	5	5	16	12
TOLEDO	12/18/24	8	10	24	3	46	16	14	3	36	17
TEXAS A&M-CORPUS CHRISTI	12/21/24	27	8	15	12	20	20	18	2	22	17
* at Oklahoma State	12/30/24	16	7	7	10	28	20	14	9	4	28
* BYU	1/4/25	24	5	18	7	24	18	13	4	41	24
* TCU	1/6/25	16	9	7	8	26	26	13	5	17	2
* at Kansas State	1/11/25	21	7	20	1	52	18	10	9	30	12
* rv/#25 WEST VIRGINIA	1/15/25	25	9	12	9	24	16	9	4	8	16
* at UCF	1/18/25	10	10	18	15	48	26	5	10	23	9
* UTAH	1/21/25	29	2	11	9	28	14	13	1	18	20
* at #12/11 Kansas	1/25/25	17	8	4	13	36	38	8	8	25	19
* at rv/rv West Virginia	1/29/25	8	13	16	3	32	28	2	9	16	13
* #22/19 TEXAS TECH	2/1/25	14	12	27	16	42	18	4	5	22	15
* OKLAHOMA STATE	2/4/25	16	17	16	0	32	32	0	12	6	14
* at Colorado	2/8/25	12	17	18	7	42	20	9	8	7	18
* BAYLOR	2/10/25	---	---	---	---	---	---	---	---	---	---
* at Arizona	2/15/25	---	---	---	---	---	---	---	---	---	---
* at Arizona State	2/18/25	---	---	---	---	---	---	---	---	---	---
* IOWA STATE	2/22/25	---	---	---	---	---	---	---	---	---	---
* at Texas Tech	2/24/25	---	---	---	---	---	---	---	---	---	---
* CINCINNATI	3/1/25	---	---	---	---	---	---	---	---	---	---
* KANSAS	3/3/25	---	---	---	---	---	---	---	---	---	---
* at Baylor	3/8/25	---	---	---	---	---	---	---	---	---	---
vs. TBA	TBA	---	---	---	---	---	---	---	---	---	---
Totals		404	205	332	197	722	482	195	122	504	375
Averages		17.6	8.9	14.4	8.6	31.4	21.0	8.5	5.3	21.9	16.3
Big 12 Games Only Totals		200	103	158	95	380	246	108	75	201	177
Big 12 Games Only Averages		16.7	8.6	13.2	7.9	31.7	20.5	8.0	6.3	16.8	14.8

RECORDS WATCH

TEAM • MISCELLANEOUS

CONSECUTIVE WINNING SEASONS

Rk.	No.	Seasons
1.	20	1959-60 through 1978-79
2.	9	2015-16 – present
3.	7	1986-87 through 1992-93
4.	6	2004-05 through 2009-10
5.	5	1980-81 through 1984-85
t6.	2	1954-55 through 1955-56
	2	1946 through 1946-47

CONSECUTIVE NON-LOSING SEASONS

Rk.	No.	Seasons
1.	34	1959-60 through 1992-93
2.	9	2015-16 through present
3.	6	2004-05 through 2009-10
4.	5	1946 through 1949-50
5.	3	2011-12 through 2013-14
6.	2	1954-55 through 1955-56

CONSECUTIVE 20-WIN SEASONS

Rk.	No.	Seasons
1.	9	2015-16 through present
t2.	4	1980-81 through 1983-84
	4	1969-70 through 1972-73
4.	3	1965-66 through 1967-68
t5.	2	2007-08 through 2008-09
	2	1991-92 through 1992-93
	2	1976-77 through 1977-78

VICTORIES – 4-YEAR PERIOD

Rk.	No.	Seasons
1.	125	2020-21 through 2023-24
t2.	116	2021-22 through present
t2.	116	2019-20 through 2022-23
	116	2018-19 through 2021-22
5.	111	2017-18 through 2020-21
6.	109	1980-81 through 1983-84
t7.	104	2016-17 through 2019-20
	104	1981-82 through 1984-85
t9.	103	2015-16 through 2018-19
10.	100	1964-65 through 1967-68
11.	99	1966-67 through 1969-70

VICTORIES – 3-YEAR PERIOD

Rk.	No.	Seasons
1.	97	2021-22 through 2023-24
2.	93	2020-21 through 2022-23
3.	88	1981-82 through 1983-84
t4.	84	2022-23 through present
t4	84	2018-19 through 2020-21
t6.	83	2019-20 through 2021-22
	83	2017-18 through 2019-20
t8.	81	2016-17 through 2018-19
	81	1965-66 through 1967-68
10.	79	1982-83 through 1984-85
11.	77	1980-81 through 1982-83

WINNINGEST 4-YEAR CLASSES

Rk.	Wins	Years (Records)	Four-Year Lettermen in Senior Class
1.	125	20-21 (28-4), 21-22 (32-6), 22-23 (33-4), 23-24 (32-5)	Ryan Elvin, J'Wan Roberts, Jamal Shead
t2.	116	21-22 (32-6), 22-23 (33-4), 23-24 (32-5), 24-25 (19-4)	J'Wan Roberts, Ramon Walker Jr.
t2.	116	18-19 (33-4), 19-20 (23-8), 20-21 (28-4), 21-22 (32-6)	Fabian White Jr.
	116	19-20 (23-8), 20-21 (28-4), 21-22 (32-6), 22-23 (33-4)	Marcus Sasser
5.	111	17-18 (27-8), 18-19 (33-4), 19-20 (23-8), 20-21 (28-4)	---
6.	109	80-81 (21-9), 81-82 (25-8), 82-83 (31-3), 83-84 (32-5)	Michael Young
t7.	104	16-17 (21-11), 17-18 (27-8), 18-19 (33-4), 19-20 (23-8)	---
t7.	104	81-82 (25-8), 82-83 (31-3), 83-84 (32-5), 84-85 (16-14)	Eric Dickens, Reid Gettys
9.	103	15-16 (22-10), 16-17 (21-11), 17-18 (27-8), 18-19 (33-4)	Galen Robinson Jr.
10.	100	64-65 (19-10), 65-66 (23-6), 66-67 (27-4), 67-68 (31-2)	Don Chaney, Elvin Hayes
11.	99	66-67 (27-4), 67-68 (31-2), 68-69 (16-10), 69-70 (25-5)	Melvin Bell, Tom Gribben
12.	97	65-66 (23-6), 66-67 (27-4), 67-68 (31-2), 68-69 (16-10)	Niemer Hamood, Theodis Lee, Ken Spain
13.	94	67-68 (31-2), 68-69 (16-10), 69-70 (25-5), 70-71 (22-7)	---
14.	93	82-83 (31-3), 83-84 (32-5), 84-85 (16-14), 85-86 (14-14)	Alvin Franklin, Renaldo Thomas
15.	91	79-80 (14-14), 80-81 (21-9), 81-82 (25-8), 82-83 (31-3)	David Bunce, Larry Micheaux
16.	90	69-70 (25-5), 70-71 (22-7), 71-72 (20-7), 72-73 (23-4)	Clay Hoster, Steve Newsome, Doug Worrell
17.	89	89-90 (25-8), 90-91 (18-11), 91-92 (25-6), 92-93 (21-9)	Darrell Grayson
t18.	87	75-76 (17-11), 76-77 (29-8), 77-78 (25-8), 78-79 (16-15)	Ken Ciolli, George Walker
	87	74-75 , 75-76 (17-11), 76-77 (29-8), 77-78 (25-8)	Cecil Rose, Charles Thompson
t20.	85	88-89 (17-14), 89-90 (25-8), 90-91 (18-11), 91-92 (25-6)	Derrick Daniels, Roger Fernandes, Craig Upchurch
	85	63-64 (16-10), 64-65 (19-10), 65-66 (23-6), 66-67 (27-4)	Gary Grider, Leary Lentz

Bold – Played 4+ seasons at Houston | (3+ years for those who played before freshmen eligibility)

VICTORIES – 2-YEAR PERIOD

Rk.	No.	Seasons
t1.	65	2022-23 through 2023-24
t1.	65	2021-22 through 2022-23
3.	63	1983-83 through 1983-84
4.	61	2020-21 through 2021-22
t4.	60	2017-18 through 2018-19
6.	58	1966-67 through 1967-68
7.	56	2018-19 through 2019-20
	56	1981-82 through 1982-83
9.	54	1976-77 through 1977-78
t10.	51	2023-24 through present
t10.	51	2019-20 through 2020-21

RECORDS WATCH

INDIVIDUAL • CAREER

WINS

Rk.	No.	Player	Record	Years
1.	135	J'Wan Roberts	135-23	2019 –
2.	121	Fabian White Jr.	121-28	2017-22
3.	120	Jamal Shead	120-18	2020-24
4.	109	Michael Young	109-25	1980-84
5.	103	Galen Robinson Jr.	103-33	2015-19
6.	95	Reid Gettys	95-25	1981-85
7.	93	Ja'Vier Francis	93-12	2021 –
t8.	90	Reggie Chaney	90-14	2020-23
		Marcus Sasser	90-17	2019-23
		Alvin Franklin	90-35	1982-86
11.	89	Larry Micheaux	89-34	1979-83

CONFERENCE WINS

Rk.	No.	Player	Record	Years
1.	71	J'Wan Roberts (American/Big 12)	71-11	2019 –
2.	61	Fabian White Jr. (American)	61-15	2017-22
3.	59	Jamal Shead (American/Big 12)	59-9	2020-24
4.	54	Galen Robinson Jr. (American)	54-18	2015-19
5.	52	Michael Young (SWC)	52-12	1980-84
6.	47	Alvin Franklin (SWC)	47-17	1982-86
t7.	45	Reggie Chaney (AAC)	45-7	2020-23
		Larry Micheaux (SWC)	45-19	1979-83
t9.	44	Marcus Sasser (American)	44-9	2019-23
		Reid Gettys (SWC)	44-16	1981-85

FERTITTA CENTER WINS

Rk.	No.	Player	Record	Years
1.	73	J'Wan Roberts	73-4	2019 –
2.	62	Jamal Shead	62-3	2020-24
3.	52	Ja'Vier Francis	52-2	2021 –
t4.	49	Marcus Sasser	49-4	2019-23
	49	Fabian White Jr.	49-4	2017-22
6.	45	Reggie Chaney	45-3	2020-23
7.	43	Brisen Gresham	43-3	2018-21
8.	42	Emanuel Sharp	42-1	2021 –
t9.	40	DeJon Jarreau	40-3	2018-21
		Ryan Elvin	40-0	2020-24
11.	36	Ramon Walker Jr.	36-2	2021 –
12.	34	Tramon Mark	34-2	2020-23
**	33	Terrance Arceneaux	33-2	2022 –

POINTS

Rk.	No.	Player	G	Years
1.	2,884	Elvin Hayes	93	1965-68
2.	2,832	Otis Birdsong	116	1973-77
3.	2,043	Michael Young	134	1980-84
4.	1,880	Craig Upchurch	126	1987-92
5.	1,838	Rob Williams	88	1979-82
6.	1,765	Louis Dunbar	79	1972-75
7.	1,741	Dwight Davis	84	1969-72
8.	1,710	Rob Gray	91	2015-18
9.	1,684	Alvin Franklin	125	1982-86
10.	1,662	Greg Anderson	123	1983-87
11.	1,548	Rickie Winslow	123	1983-87
12.	1,516	Aubrey Coleman	67	2008-10
13.	1,476	Kenneth Williams	126	1976-80
14.	1,465	Kelvin Lewis	100	2007-10
15.	1,458	Marcus Sasser	107	2019-23
16.	1,452	Gary Phillips	79	1958-61
17.	1,435	Robert McKiver	67	2006-08
18.	1,407	Andre Owens	87	2002-05
19.	1,388	TaShawn Thomas	96	2011-14
20.	1,383	Clyde Drexler	96	1980-83
21.	1,381	Charles Thompson	118	1974-78
22.	1,333	Jamal Shead	138	2020 –
23.	1,332	Hakeem Olajuwon	100	1981-84
24.	1,322	Larry Micheaux	123	1979-83
25.	1,298	Tim Moore	70	1993-96
26.	1,250	Lanny Smith	122	2003-08
27.	1,244	Cecil Rose	114	1974-78
28.	1,237	Joe Hamood	84	1963-66
29.	1,234	Fabian White Jr.	149	2017-22
30.	1,231	Ollie Taylor	56	1968-70
31.	1,195	Ted Luckenbill	72	1958-61
32.	1,162	Don Boldebuck	51	1954-56
33.	1,142	J'Wan Roberts	158	2019 –
34.	1,139	Don Schverak	85	1960-64
35.	1,135	Galen Robinson	96	1994-98
36.	1,133	Don Chaney	90	1965-68
37.	1,132	George Williams	90	1999-02
38.	1,131	Kenny Younger	87	1997-00
39.	1,114	Gee Gervin	58	1998-00
40.	1,107	George Walker	129	1975-79
41.	1,088	Steve Newsome	83	1970-73
42.	1,087	Derrick Daniels	124	1988-92
43.	1,086	Corey Davis Jr.	72	2017-19
44.	1,077	Jherrod Stiggers	97	2011-15
45.	1,073	Lyle Harger	76	1960-63
46.	1,057	Richard Hollis	62	1987-89
47.	1,051	Byron Smith	62	1989-91
48.	1,050	David Marrs	102	1972-76
49.	1,041	Damon Jones	81	1994-97
50.	1,026	Lloyd Hendrix	89	1947-51
51.	1,025	Ken Spain	90	1966-69
52.	1,001	Damyean Dotson	64	2015-17
**	906	Emanuel Sharp	88	2021 –
**	902	LJ Cryer	60	2023 –

1,000-POINT COLLEGIATE CAREERS

**	1,690	LJ Cryer (career)	130	2020 –
**	1,047	Mylik Wilson (career)	146	2019 –
**	902	LJ Cryer (at Houston)	60	2023 –

FASTEST to 1,000 Points

Rk.	G	Player	Years
1.	37	Elvin Hayes	1965-68
2.	43	Don Boldebuck	1954-56
t3.	47	Louis Dunbar	1972-75
		Ollie Taylor	1968-70
5.	45	Aubrey Coleman	2008-10
6.	50	Rob Williams	1979-82
7.	51	Gee Gervin	1998-00
t8.	52	Robert McKiver	2006-08
		Otis Birdsong	1973-77
10.	53	Dwight Davis	1969-72
11.	54	Tim Moore	1993-96
t12.	55	Rob Gray	2015-18
		Gary Phillips	1958-61
t14.	59	Byron Smith	1989-91
		Richard Hollis	1987-89
16.	62	Ted Luckenbill	1958-61
17.	64	Damyean Dotson	2015-17
18.	65	Andre Owens	2002-05
19.	68	Craig Upchurch	1987-92
20.	69	Corey Davis Jr.	2017-19
t21.	70	TaShawn Thomas	2011-14
		Kelvin Lewis	2007-10
23.	71	Clyde Drexler	1980-83
t24.	73	Joe Hamood	1963-66
		Lyle Harger	1960-63
t26.	75	George Williams	1999-02
		Kenny Younger	1997-00
		Donnie Schverak	1960-64
29.	76	Steve Newsome	1970-73
30.	* 77	<i>Lloyd Hendrix</i>	<i>1947-51</i>
31.	78	Damon Jones	1994-97
32.	79	Michael Young	1980-84
33.	80	Marcus Sasser	2019-23
t34.	81	Hakeem Olajuwon	1981-84
		Don Chaney	1965-68
36.	83	Rickie Winslow	1983-87
37.	85	Lanny Smith	2003-08
t38.	87	Galen Robinson	1994-98
		Greg Anderson	1983-87
t40.	89	Alvin Franklin	1982-86
		Ken Spain	1966-69
42.	92	Jherrod Stiggers	2013-15
43.	94	Charles Thompson	1974-78
44.	95	Kenneth Williams	1976-80
45.	98	Larry Micheaux	1979-83
46.	99	Cecil Rose	1974-78
47.	100	David Marrs	1972-76
t48.	116	Jamal Shead	2020-24
		Derrick Daniels	1988-92
50.	123	George Walker	1975-79
51.	132	Fabian White Jr.	2017-22
52	150	J'Wan Roberts	2019 –

* – Game-by-game records from 1947-55 are incomplete.

Hendrix' game total is estimated based on

scoring average from the 1950-51 season. Exact number is unknown.

RECORDS WATCH

REBOUNDS

Rk.	No.	Player	G	Years
1.	1,602	Elvin Hayes	93	1965-68
2.	1,067	Hakeem Olajuwon	100	1981-84
3.	1,045	Greg Anderson	123	1983-87
4.	969	Rickie Winslow	124	1983-87
5.	961	Dwight Davis	84	1969-72
6.	958	J'Wan Roberts	158	2019 –
7.	948	Clyde Drexler	96	1980-83
8.	863	Don Boldebuck	51	1954-55
9.	859	Ken Spain	90	1966-69
10.	833	TaShawn Thomas	96	2011-14
11.	797	Craig Upchurch	126	1987-92
12.	795	Michael Young	134	1980-84
13.	787	Larry Micheaux	123	1979-83
14.	777	Charles Thompson	118	1974-78
15.	766	Lyle Harger	76	1960-63
16.	765	Maurice Presley	79	1972-75
17.	755	Steve Newsome	83	1970-73
18.	739	Dwight Jones	54	1971-73
19.	735	Leary Lentz	89	1964-67
20.	704	Fabian White Jr.	149	2017-22
21.	703	Tim Moore	49	1993-96

GAMES PLAYED

Rk.	No.	Player	Years
1.	158	J'Wan Roberts	2019 –
2.	149	Fabian White Jr.	2017-22
3.	138	Jamal Shead	2020-24
4.	136	Galen Robinson Jr.	2015-19
5.	134	Michael Young	1980-84
t6.	129	Ken Ciolli	1975-79
		George Walker	1975-79
t8.	126	Danrad Knowles	2013-17
		Craig Upchurch	1987-92
		Kenneth Williams	1976-80
11.	125	Alvin Franklin	1982-86
t12.	124	Derrick Daniels	1988-92
		Rickie Winslow	1983-87
t14.	123	Greg Anderson	1983-87
		Larry Micheaux	1979-83
t16.	122	Zamal Nixon	2007-11
		Lanny Smith	2003-08
18.	120	Reid Gettys	1981-85
19.	119	Marcus Oliver	1999-04
20.	118	Charles Thompson	1974-78

GAMES STARTED

Rk.	No.	Player	Years
1.	129	Michael Young	1980-84
2.	126	Craig Upchurch	1987-92
3.	124	Derrick Daniels	1988-92
4.	123	Rickie Winslow	1983-87
5.	119	Galen Robinson Jr.	2015-19
6.	113	Lanny Smith	2003-08
7.	112	Alvin Franklin	1982-86
t8.	108	Jamal Shead	2020-24
t8.	107	Larry Micheaux	1979-83
10.	96	TaShawn Thomas	2011-14
t11.	95	J'Wan Roberts	2019 –
t11.	95	Clyde Drexler	1980-83
13.	94	Greg Anderson	1983-87
14.	93	Marcus Sasser	2019-23
15.	91	Kelvin Lewis	2007-10
t16.	90	Fabian White Jr.	2017-22
17.	88	George Williams	1999-02
18.	87	Kenny Younger	1997-00
t19.	86	Rob Williams	1979-82
20.	85	Andre Owens	2002-05
21.	82	Jack Foster	1953-56

MINUTES PLAYED

Rk.	No.	Player	G	Years
1.	4,498	Michael Young	134	1980-84
2.	4,087	Rickie Winslow	124	1983-87
3.	4,065	Derrick Daniels	124	1988-92
4.	4,062	Otis Birdsong	116	1973-77
5.	3,916	Craig Upchurch	126	1987-92
6.	3,830	Alvin Franklin	125	1982-86
7.	3,788	Jamal Shead	138	2020-24
8.	3,773	Galen Robinson Jr.	136	2015-19
9.	3,535	Lanny Smith	122	2003-08
10.	3,487	J'Wan Roberts	158	2019 –
11.	3,457	Greg Anderson	123	1983-87
12.	3,418	Larry Micheaux	123	1979-83
13.	3,335	Elvin Hayes	93	1965-68
14.	3,299	Kelvin Lewis	100	2007-10
15.	3,255	Clyde Drexler	96	1980-83
16.	3,161	Fabian White Jr.	149	2017-22
17.	3,132	Marcus Sasser	107	2019-23
18.	3,129	Rob Williams	88	1979-82
19.	3,115	Andre Owens	87	2002-05
20.	3,039	George Williams	90	1999-02
21.	3,036	Dwight Davis	84	1969-72

3-POINT FIELD GOALS

Rk.	No.	Player	G	Years
1.	276	Marcus Sasser	107	2019-23
2.	261	Robert McKiver	67	2007-08
3.	251	Kelvin Lewis	65	2007-10
4.	243	Jherrod Stiggers	97	2011-15
5.	229	Armoni Brooks	100	2016-19
6.	227	Andre Owens	87	2002-04
7.	214	Corey Davis Jr.	72	2017-19
8.	183	Lanny Smith	122	2003-08
9.	182	Damon Jones	81	1994-97
10.	176	LJ Cryer	60	2023 –
11.	173	Emanuel Sharp	90	2021 –
12.	172	Rob Gray	92	2015-18
13.	170	Damyean Dotson	64	2015-17
14.	168	Derrick Daniels	124	1988-92
15.	161	Oliver Lafayette	64	2005-07
16.	145	Jessie Drain	115	1991-95
17.	142	Quentin Grimes	60	2019-21

3-POINT FIELD GOALS ATTEMPTS

Rk.	No.	Player	G	Years
1.	748	Marcus Sasser	107	2019-23
2.	719	Robert McKiver	67	2007-08
3.	679	Jherrod Stiggers	97	2011-15
4.	675	Andre Owens	87	2002-05
5.	658	Kelvin Lewis	65	2007-10
6.	577	Armoni Brooks	100	2016-19
7.	536	Corey Davis Jr.	72	2017-19
8.	530	Lanny Smith	122	2003-08
9.	521	Damon Jones	81	1994-97
10.	500	Oliver Lafayette	64	2005-07
11.	475	Rob Gray	91	2015-18
12.	457	Emanuel Sharp	90	2021 –
13.	448	LJ Cryer	60	2023 –
14.	439	Derrick Daniels	124	1988-92
15.	413	Damyean Dotson	64	2015-17
16.	411	Jessie Drain	115	1991-95
17.	377	Quentin Grimes	60	2019-21

3-POINT FIELD GOAL PERCENTAGE (min. 85 made)

Rk.	Pct.	Player	FGM-A	Years
1.	.431	Wes VanBeek	103-239	2014-18
2.	.423	Byron Smith	137-324	1989-91
3.	.412	Damyean Dotson	170-413	2015-17
4.	.402	Joseph Young	121-301	2010-13
5.	.400	Adam Brown	96-240	2009-11
6.	.3993	Corey Davis Jr.	214-536	2017-19
7.	.3969	Armoni Brooks	229-577	2016-19

8.	.3935	Dominic Smith	85-216	2000-02
9.	.3929	LJ Cryer	176-448	2023 –
10.	.3917	Darian Thibodeaux	94-240	2010-12
11.	.390	Horace Chaney	139-356	1987-89
12.	.3839	Dion Dowell	124-323	2006-08
13.	.3827	Derrick Daniels	168-439	1988-92
14.	.3815	Kelvin Lewis	251-658	2007-10
15.	.37864	Gee Gervin	117-309	1998-00
16.	.37856	Emanuel Sharp	173-457	2021 –
17.	.3767	Quentin Grimes	142-377	2019-21

3-POINT FIELD GOALS per GAME (min. 85 made)

Rk.	No.	Player	3FG	G	Years
1.	3.90	Robert McKiver	261	67	2006-08
2.	2.98	Corey Davis Jr.	214	72	2017-19
3.	2.93	LJ Cryer	176	60	2023 –
4.	2.656	Damyean Dotson	170	64	2015-17
5.	2.609	Andre Owens	226	87	2002-05
6.	2.58	Marcus Sasser	276	107	2019-23
7.	2.516	Oliver Lafayette	161	64	2005-07
8.	2.51	Kelvin Lewis	251	100	2007-10
9.	2.505	Jherrod Stiggers	243	91	2011-15
10.	2.37	Quentin Grimes	142	60	2019-21
11.	2.29	Armoni Brooks	229	100	2016-19
12.	2.289	Marcus Sasser	135	59	2019-23
13.	2.279	Horace Chaney	139	61	1987-89
14.	2.247	Damon Jones	182	81	1994-97
15.	2.210	Byron Smith	137	62	1989-91
16.	2.032	Dion Dowell	124	61	2006-08
**	1.954	Emanuel Sharp	170	87	2021 –

CONSECUTIVE GAMES with 3-POINT FGM

Rk.	No.	Player	Dates
t1.	32	Quentin Grimes	3/5/20 – 4/4/21
		Damyean Dotson	11/11/16 – 3/16/17
3.	29	Corey Davis Jr.	11/25/17 – 3/15/18
4.	28	Robert McKiver	11/26/07 – 3/27/08
t5.	26	Corey Davis Jr.	12/23/18 – 3/30/19
		Jherrod Stiggers	2/5/14 – 1/15/15
		Kelvin Lewis	3/7/09 – 2/6/10
8.	25	Robert McKiver	11/13/06 – 2/19/0
9.	24	Armoni Brooks	3/17/18 – 2/10/19
10.	23	Richard Hollis	1/9 – 11/30/88
**	13	LJ Cryer	12/21/24 – present
**	0	Emanuel Sharp	----

BLOCKED SHOTS

Rk.	No.	Player	G	Years
1.	454	Hakeem Olajuwon	100	1980-84
2.	231	Dwight Davis	84	1969-72
3.	227	Greg Anderson	123	1983-87
4.	211	Bo Outlaw	61	1991-93
5.	209	TaShawn Thomas	96	2011-14
6.	160	Anwar Ferguson	55	2002-04
7.	155	Dwight Jones	54	1969-71
8.	137	Danrad Knowles	126	2013-17
9.	135	Maurice Pressley	79	1972-75
10.	133	Tim Moore	70	1993-96
11.	132	Larry Micheaux	123	1979-83
12.	131	Brisson Gresham	99	2018-21
13.	130	Fabian White Jr.	149	2017-22
14.	126	J'Wan Roberts	158	2019 –
15.	107	George Williams	90	1999-02
16.	102	Rickie Winslow	124	1983-87
17.	100	David Marrs	102	1972-76

RECORDS WATCH

INDIVIDUAL • SEASON

3-POINT FIELD GOALS MADE

Rk.	No.	Player	G	Years
1.	145	Robert McKiver	33	2007-08
2.	121	Armoni Brooks	37	2018-19
3.	116	Robert McKiver	33	2006-07
4.	112	LJ Cryer	37	2023-24
5.	111	Corey Davis Jr	37	2018-19
6.	108	Damyean Dotson	32	2016-17
7.	103	Corey Davis Jr.	35	2017-18
8.	102	Kelvin Lewis	35	2009-10
t9.	100	Quentin Grimes	30	2020-21
		Andre Owens	32	2004-05

3-POINT FIELD GOALS per GAME (min. 70 made)

Rk.	No.	Player	3FG	G	Years
1.	4.3	Robert McKiver	145	34	2007-08
2.	3.5	Robert McKiver	116	33	2006-07
3.	3.38	Damyean Dotson	108	32	2016-17
4.	3.33	Quentin Grimes	100	30	2020-21
5.	3.27	Armoni Brooks	121	37	2018-19
6.	3.13	Andre Owens	100	32	2004-05
7.	3.097	Jherrod Stiggers	96	31	2014-15
8.	3.03	LJ Cryer	112	37	2023-24
9.	3.0	Corey Davis Jr.	111	37	2018-19
10.	2.94	Corey Davis Jr.	103	35	2017-18
11.	2.91	Kelvin Lewis	102	35	2009-10
12.	2.82	Kelvin Lewis	93	33	2008-09
**	2.78	LJ Cryer	64	23	2024-25
**	2.40	Emanuel Sharp	48	20	2024-25

100 3-POINT FIELD GOAL SEASONS

2

Robert McKiver 2007-08 (145); 2006-07 (116)
Corey Davis Jr. 2018-19 (111); 2017-18 (103)

1

LJ Cryer 2024-25 (64); 2023-24 (112)
Quentin Grimes 2020-21 (100)
Armoni Brooks 2018-19 (121)
Damyean Dotson 2016-17 (108)
Kelvin Lewis 2009-10 (102)
Andre Owens 2004-05 (100)

3-POINT FIELD GOALS ATTEMPTS

Rk.	No.	Player	G	Years
1.	376	Robert McKiver	34	2007-08
2.	343	Robert McKiver	33	2006-07
3.	310	Armoni Brooks	37	2018-19
4.	296	Corey Davis Jr.	37	2018-19
5.	294	Kyler Edwards	37	2021-22
6.	289	LJ Cryer	36	2023-24
t7.	280	Jherrod Stiggers	31	2014-15
		Andre Owens	32	2004-05
9.	270	Oliver Lafayette	31	2005-06
10.	257	Kelvin Lewis	35	2009-10
11.	252	Kelvin Lewis	33	2008-09
12.	250	Marcus Sasser	36	2022-23
13.	248	Quentin Grimes	30	2020-21
14.	244	Damyean Dotson	33	2016-17
15.	240	Corey Davis Jr.	35	2017-19

TEAM • SEASON

3-POINT FIELD GOAL PERCENTAGE

1.	.425	150-353	1989-90
2.	.3950	94-238	1986-87
3.	.3935	268-681	2016-17
4.	.3929	187-476	2024-25
5.	.389	176-452	2010-11
6.	.387	297-768	2017-18
7.	.383	149-389	2001-02
8.	.383	162-423	1987-88
9.	.372	140-376	1996-97
10.	.367	212-578	2013-14
11.	.364	209-574	1990-91

FREE THROW PERCENTAGE

1.	.770	552-717	2007-08
2.	.7464	562-753	2008-09
3.	.744	582-782	1965-66
4.	.733	466-636	2022-23
5.	.730	449-615	2019-20
6.	.7233	536-741	1957-58
7.	.7227	271-375	2024-25
8.	.718	484-674	2017-18
9.	.717	390-544	2016-17
10.	.716	638-891	1969-70
11.	.715	457-639	2006-07

WELCOME to the HOUSTON COUGARS, JACE ABARCA



• **Jace Abarca** returns for his third season with the University of Houston Men's Basketball program as Head Ball Kid in 2024-25.

• Jace joined the Cougars in a special ceremony inside the Guy V. Lewis Development Facility prior to the 2022-23 season on Oct. 4, 2022.

• Sitting beside his parents, Yaneth and James, and with his two brothers, Jace signed his Cougars Letter of Intent in front of his new teammates, coaches and the University of Houston band and cheer members and media members.

• As part of his signing, Jace serves as the Head Ball Kid at all Houston home Men's Basketball games inside the Fertitta Center.

• Jace joined the Cougars as part of a partnership with Team IMPACT. He lives with lupus and kidney disorders. Lupus is an inflammatory disease in which the body's immune systems attacks its own tissues and organs.

• Jace loves to read and play video games, like Roblox and Fortnite. He also enjoys science, engineering and geography. Jace is a big fan of the TV show Chicago Med and loves to talk about medical things.

• Nine-year-old **Nicholas Hickey** was Houston Men's Basketball's first Team IMPACT signee in October 2017. Nicholas battled epilepsy, apraxia of speech and autism.



HOUSTON ATHLETICS & TEAM IMPACT

2022	Jace Abarca	Men's Basketball
	Emilia	Swimming and Diving
	Bella	Soccer
2021	Vinny Robins	Football
2017	Nicholas Hickey	Men's Basketball
	Zamya Sumling	Volleyball
2014	Maycie Gonzalez	Track & Field

• Houston Athletics has worked with Team IMPACT for the past 2+ years, matching children across its Men's Basketball, Football, Soccer and Swimming and Diving programs.



The University of Houston Men's and Women's Basketball programs began play in a new game arena during the 2018-19 season when the Fertitta Center officially opened with a 65-61 win over No. 18/21 Oregon on Dec. 1, 2018, in front of a sellout crowd of 7,039.

With the completion of the 2016-17 season, Hofheinz Pavilion underwent a \$60 million renovation. The renovation was made possible through a generous \$20 million donation from University of System Board of Regents Chairman Tilman J. Fertitta and his family in late August 2016.

The facility features a premium club area and a courtside club. The reconfigured bowl moved mid-court seating locations closer to game action with floor-level seating opposite the team benches for UH students. Renovations included a new audio system, sports lighting and video boards as well as new concession stands and expanded restrooms. The facility's exterior also was refreshed.

Prominent to the center's exterior, the renovation will preserve the legacy of the Hofheinz family and its contributions to both UH and the city of Houston.



QUICK FACTS

Name:	Fertitta Center
Location:	3422 Cullen Blvd. Corner of Cullen Boulevard and Holman Street on the UH campus
Capacity:	7,035
All-Time Record:	105-7 (.938)
All-Time Attendance:	713,249 (6,369 avg.)
First Game:	vs. #18/21 Oregon (Dec. 1, 2018)
First Win:	W, 65-61, vs. #18/21 Oregon (Dec. 1, 2018)
Current Streak:	1 win (Feb 4, 2025 – present)
Long Winning Streak:	37 games (Dec. 19, 2019 – Feb. 12, 2022)
Long Losing Streak:	1 (Feb. 1, 2025 – Jan. 22, 2023; Dec. 10, 2022; Feb. 12, 2022; Dec. 15, 2019; Nov. 15, 2019; March 2, 2019)
Renovation Cost:	\$60 million
Historic Donation:	\$20 million from UH System Board of Regents Chairman Tilman J. Fertitta and his family
Arena Amenities	Premium club area and courtside club Reconfigured bowl with mid-court seating closer to game action Floor-level seating opposite team benches for UH students New audio system, sports lighting and video boards New concession stands and expanded restrooms
Architects:	PGAL and AECOM
Project Manager:	Turner Construction

In December 2019, a statue of former Harris County Judge Roy Hofheinz was dedicated with members of his family outside the Fertitta Center Club lower entrance off Holman Street. Fans can learn more about Hofheinz and his contributions to the University, city and state at the Roy Hofheinz Wall, located on the concourse near Section 107.

The University of Houston will request that city officials rename a portion of Holman Street in front of the arena after the Hofheinz family. In addition, Roy Hofheinz's records will be permanently archived and publicly accessible as a special collection in the UH library, and the Alumni Center will house an area describing the lives and public service of Roy and Irene Hofheinz.

"This gift is personal. It represents a commitment from my family and me to support the University of Houston in its quest to strengthen our nationally competitive institution both in academics and athletics," Fertitta said. "Upgrading our athletics facilities shows we are serious about competing at the highest levels of collegiate sports for many years to come. I'm proud of where the University of Houston is today and I'm proud to make this investment in my university's future."



FERTITTA CENTER TEAM RECORDS

SELLOUTS

88 total (29 straight • 50 of last 51)

Rk.	Att.	Opponent	Result	Date
1.	7,933	#14/15 Kansas	W, 76-46	3/9/24
2.	7,904	rv/- Texas	W, 82-61	2/17/24
3.	7,895	#6/6 Iowa State	W, 73-65	2/19/24
4.	7,879	Wichita State	W, 83-66	3/2/23
5.	7,763	Tulane	W, 89-59	2/22/23
6.	7,730	Memphis	W, 72-64	2/19/23
7.	7,718	#8/10 Alabama	L, 65-71	12/10/22
8.	7,603	rv/rv SMU	W, 75-61	2/2/22
9.	7,598	Cincinnati	W, 71-53	3/1/22
10.	7,586	#25/25 Texas Tech	W, 77-54	1/17/24
11.	7,562	Temple	W, 84-46	3/3/22
12.	7,488	Texas State	W, 80-47	12/22/21
13.	7,484	Temple	L, 55-56	1/22/23
14.	7,478	SMU	W, 87-53	1/5/23
15.	7,477	Cincinnati	W, 75-69	1/28/23
16.	7,473	South Florida	W, 83-77	1/11/23
17.	7,457	UCF	W, 71-65	12/31/22
18.	7,418	McNeese	W, 83-44	12/21/22
19.	7,451	Montana	W, 79-44	11/24/23
20.	7,450	Memphis	L, 59-69	2/12/22
21.	7,387	West Virginia	W, 89-55	1/6/24
22.	7,378	Kent State	W, 49-44	11/26/22
23.	7,369	Tulsa	W, 80-42	2/8/23
24.	7,352	Cincinnati	W, 67-59	2/27/24
25.	7,324	#22/19 Texas Tech	L, 81-82 (OT)	2/1/25
26.	7,322	Texas Southern	W, 83-48	11/16/22
27.	7,312	Tulane	W, 73-62	2/2/22
28.	7,308	Norfolk State	W, 100-52	11/29/22
29.	7,287	East Carolina	W, 79-36	1/22/22
30.	7,283	North Florida	W, 76-42	12/6/22
31.	7,268	North Carolina A&T	W, 74-46	12/13/22
32.	7,260	Kansas State	W, 74-52	1/27/24
33.	7,246	Oral Roberts	W, 83-45	11/14/22
34.	7,231	Texas State	W, 72-37	12/21/23
35.	7,216	Penn	W, 81-42	12/30/23
36.	7,205	Oklahoma State	W, 79-63	2/6/24
37.	7,184	UCF	W, 57-42	1/20/24
38.	7,159	Rice	W, 75-39	12/6/23
39.	7,145	Texas A&M-Corpus Christi	W, 82-50	11/11/23
40.	7,135	rv/rv Wichita State	W, 76-43	2/9/20
41.	7,129	Memphis	W, 64-57	3/8/20
42.	7,122	Jackson State	W, 89-55	12/9/23
43.	7,104	Stetson	W, 79-48	11/13/23
44.	7,069	Cincinnati	W, 68-55	3/1/20
t45.	7,051	Wichita State	W, 76-66	1/8/22
t46.	7,051	Bryant	W, 111-44	12/3/21
t47.	7,051	rv/#25 Virginia	W, 67-47	11/16/21
48.	7,042	Northern Colorado	W, 83-36	11/7/22
t49.	7,039	SMU	W, 90-79	3/7/19
		UCF	L, 64-69	3/2/19
		South Florida	W, 94-50	2/23/19
		#25/23 Cincinnati	W, 65-58	2/10/19
		Temple	W, 73-66	1/31/19
		Wichita State	W, 79-70	1/12/19
		Memphis	W, 80-77	1/6/19
		LSU	W, 82-76	12/12/18
t57.	7,035	Oklahoma State	W, 72-63	2/4/25
		Utah	W, 70-36	1/22/25
		rv/#25 West Virginia	W, 70-54	1/15/25
		TCU	W, 64-46	1/6/25
		BYU	W, 86-55	1/4/25
		Texas A&M-Corpus Christi	W, 87-51	12/21/24
		Toledo	W, 78-49	12/18/24
		Troy	W, 62-42	12/10/24
		Butler	W, 79-51	12/7/24
		rv/- Hofstra	W, 80-44	11/22/24
		Louisiana	W, 91-45	11/13/24
		Jackson State	W, 97-40	11/4/24
		UConn	W, 63-59	1/23/20
		UCF	W, 78-63	1/3/20
		Oklahoma State	L, 55-61	12/15/19
		BYU	L, 71-72	11/15/19
		#18/21 Oregon	W, 65-61	12/1/18

All 15 home games in 2020-21 were limited to 1,859 capacity due to COVID-19 protocols and sold out

MINUTES PLAYED

Game: 45, vs. #22/19 Texas Tech (2/1/25)
45, vs. Hofstra (11/9/21)

MARGIN OF VICTORY

UH: 67 (111-44), vs. Bryant (12/3/21)
Opp: 10 (59-69), vs. Memphis (2/12/22)

POINTS SCORED - GAME

UH (High): 112, vs. Our Lady of the Lake (2/6/21)
112, vs. Houston Baptist (11/26/19)
Opp (High): 82, vs. #22/19 Texas Tech (2/1/25)
UH (Low): 49, vs. Kent State (11/26/22)
Opp (Low): 31, vs. ULM (11/6/23)

POINTS SCORED - HALF

UH (High): 60 (1st), vs. Northwestern State (11/30/21)
60 (1st), vs. Our Lady of the Lake (2/6/21)
Opp (High): 45 (1st), vs. LSU (12/12/18)
UH (Low): 19 (1st), vs. Oklahoma State (12/15/19)
Opp (Low): 11 (1st), vs. Troy (12/11/24)

FIELD GOALS

UH (High): 46, vs. Our Lady of the Lake (2/6/21)
Opp (High): 29, vs. Hofstra (11/9/21)
UH (Low): 16, vs. Kent State (11/26/22)
Opp (Low): 7, vs. UCF (1/20/24)

FIELD GOAL ATTEMPTS

UH (High): 83, vs. Our Lady of the Lake (2/6/21)
Opp (High): 74, vs. Hofstra (11/9/21)
UH (Low): 47, vs. UConn (1/23/20)
Opp (Low): 39, vs. ULM (11/6/23)
39, vs. Northern Colorado (11/7/22)

FIELD GOAL PERCENTAGE

UH (High): 62.0 (44-71), vs. Bryant (12/3/21)
Opp (High): 64.9 (24-37), vs. Wichita State (3/2/23)
UH (Low): 31.1 (19-61), vs. Oklahoma State (12/15/19)
Opp (Low): 15.9 (7-44), vs. UCF (1/20/24)

3-POINT FIELD GOALS

UH (High): 17, vs. Norfolk State (11/29/22)
Opp (High): 12, vs. #22/19 Texas Tech (2/1/25)
12, vs. Hofstra (11/9/21)
UH (Low): 2, vs. Kent State (11/26/22)
2, vs. Louisiana (12/14/21)
Opp (Low): 1, vs. Norfolk State (11/29/22)
1, vs. East Carolina (1/22/22)
1, vs. Boise State (11/27/20)
1, vs. Lamar (11/25/20)

3-POINT FIELD GOAL ATTEMPTS

UH (High): 36, vs. Tulane (1/9/21)
Opp (High): 43, vs. Hofstra (11/9/21)
UH (Low): 12, vs. UConn (1/23/20)
Opp (Low): 13, vs. Lamar (11/25/20)

3-POINT FIELD GOAL PERCENTAGE (min. 10 att.)

UH (High): 66.7 (16-24), vs. East Carolina (1/23/19)
Opp (High): 52.9 (9-17), vs. #6/6 Iowa State (2/19/24)
UH (Low): 9.5 (2-21), vs. Louisiana (12/14/21)
Opp (Low): 5.3 (1-19), vs. East Carolina (1/22/22)

FREE THROWS

UH (High): 31, vs. South Carolina (12/5/20)
Opp (High): 29, vs. LSU (12/12/18)
UH (Low): 2, vs. Tulane (1/9/21)
Opp (Low): 3, vs. TCU (1/6/25)
3, vs. Stetson (11/13/23)
3, vs. Texas State (12/22/21)

YEAR-by-YEAR in FERTITTA CENTER

School	G	W	L	Pct.	Total Attend.	Average Attend.
2018-19	16	15	1	.938	105,609	6,601
2019-20	16	14	2	.875	107,490	6,719
2020-21	15	15	0	1.000	27,885	* 1,859
2021-22	17	16	1	.941	121,462	7,145
2022-23	18	16	2	.889	134,093	7,450
2023-24	17	17	0	1.000	124,966	7,351
2024-25	13	12	1	.923	91,744	7,058
Totals	112	105	7	.938	713,249	6,369

* - Fertitta Center capacity limited to 1,859 due to COVID-19 pandemic
Fertitta Center single-season records in **bold**

FREE THROW ATTEMPTS

UH (High): 38, vs. South Carolina (12/5/20)
38, vs. UCF (1/3/20)
38, vs. LSU (12/12/18)
Opp (High): 38, vs. LSU (12/12/18)
UH (Low): 4, vs. Tulane (1/9/21)
Opp (Low): 4, vs. Texas State (12/22/21)

FREE THROW PERCENTAGE (min. 10 att.)

UH (High): 90.9 (20-22), vs. Wichita State (3/2/23)
90.9 (10-11), vs. WKU (2/25/21)
Opp (High): 94.7 (18-19), vs. Memphis (2/12/22)
UH (Low): 42.9 (6-14), vs. Temple (3/3/22)
Opp (Low): 31.3 (5-16), vs. Cincinnati (3/1/22)

REBOUNDS

UH (High): 56, vs. Kent State (11/26/22)
Opp (High): 44, vs. #8/10 Alabama (12/10/22)
UH (Low): 26, vs. Wichita State (3/2/23)
Opp (Low): 21, vs. Stetson (11/13/23)

ASSISTS

UH (High): 27, vs. Northwestern State (11/30/21)
27, vs. South Florida (2/28/21)
Opp (High): 16, vs. #6/6 Iowa State (2/19/24)
16, vs. Memphis (2/12/22)
16, vs. BYU (11/15/19)
UH (Low): 3, vs. Boise State (11/27/20)
Opp (Low): 3, vs. East Carolina (1/22/22)

STEALS

UH (High): 19, vs. Utah (1/22/25)
Opp (High): 14, vs. Kent State (11/26/22)
UH (Low): 1, vs. UT Arlington (12/11/19)
Opp (Low): 2, vs. Temple (1/22/23)
2, vs. Tulsa (1/2/19)

BLOCKED SHOTS

UH (High): 11, vs. Utah (1/22/25)
11, vs. UTEP (12/19/19)
11, vs. Houston Baptist (11/26/19)
Opp (High): 5, vs. Kent State (11/26/22)
UH (Low): 0, vs. UCF (1/17/21)
Opp (Low): 0, done 15 times; Most recently
vs. Hofstra (11/22/24)

TURNOVERS

UH (High): 23, vs. Kent State (11/26/22)
Opp (High): 27, vs. Texas State (12/21/23)
UH (Low): 4, vs. Hofstra (11/22/24)
4, vs. Montana (11/24/23)
Opp (Low): 5, vs. UT Arlington (12/11/19)

FOULS

UH (High): 28, vs. South Florida (2/23/19)
Opp (High): 30, vs. UConn (1/23/20)
30, vs. Houston Christian (11/26/19)
UH (Low): 4, vs. McNeese (12/21/22)
Opp (Low): 8, vs. Our Lady of the Lake (2/6/21)

FERTITTA CENTER INDIVIDUAL RECORDS

vs. OPPONENTS					
School	W	L	Pct.	Stk.	Last Meeting
Alabama	0	1	.000	L1	12/10/22
Alabama State	1	0	1.000	W1	11/12/19
Alcorn State	2	0	1.000	W2	12/6/21
Baylor	0	0	.000	---	---
Boise State	1	0	1.000	W1	11/27/20
Bryant	1	0	1.000	W1	12/3/21
Butler	1	0	1.000	W1	12/7/24
BYU	1	1	.500	W1	1/4/25
Cincinnati	6	0	1.000	W6	2/27/24
Coppin State	1	0	1.000	W1	12/23/18
East Carolina	2	0	1.000	W2	1/22/22
Hofstra	2	0	1.000	W2	11/22/24
Houston Baptist	1	0	1.000	W1	11/26/19
Iowa State	1	0	1.000	W1	2/19/24
Jackson State	2	0	1.000	W2	11/4/24
Kansas	1	0	1.000	W1	3/9/24
Kansas State	1	0	1.000	W1	1/27/24
Kent State	1	0	1.000	W1	11/26/22
Lamar	2	0	1.000	W2	11/25/20
Louisiana	2	0	1.000	W2	11/13/24
LSU	1	0	1.000	W1	12/12/18
McNeese	1	0	1.000	W1	12/21/22
Memphis	4	1	.800	W1	2/19/23
Montana	1	0	1.000	W1	11/24/23
NIJT	1	0	1.000	W1	12/29/18
Norfolk State	1	0	1.000	W1	11/29/22
North Carolina A&T	1	0	1.000	W1	12/13/22
North Florida	1	0	1.000	W1	12/6/22
Northern Colorado	1	0	1.000	W1	11/7/22
Northwestern State	1	0	1.000	W1	11/30/21
Oklahoma State	2	1	.667	W2	2/4/25
Oral Roberts	1	0	1.000	W1	11/14/22
Oregon	1	0	1.000	W1	12/1/18
Our Lady of the Lake	1	0	1.000	W1	2/6/21
Penn	1	0	1.000	W1	12/30/23
Rice	2	0	1.000	W2	12/6/23
Saint Louis	1	0	1.000	W1	12/16/18
SMU	5	0	1.000	W5	2/27/22
South Carolina	1	0	1.000	W1	12/5/20
South Florida	5	0	1.000	W4	1/11/23
Stetson	1	0	1.000	W1	11/13/23
TCU	1	0	1.000	W1	1/6/25
Temple	3	1	.750	L1	1/22/23
Texas	1	0	1.000	W1	2/17/24
Texas A&M-Corpus Christi	2	0	.000	W2	12/21/24
Texas Southern	1	0	1.000	W1	11/16/22
Texas State	3	0	1.000	W2	12/21/23
Texas Tech	1	1	.500	L1	2/1/25
Toledo	1	0	1.000	W1	12/18/24
Troy	1	0	1.000	W1	12/10/24
Tulane	4	0	1.000	W4	2/23/22
Tulsa	4	0	1.000	W4	2/8/23
UCF	5	1	.833	W5	1/20/24
UConn	1	0	1.000	W1	1/23/20
ULM	1	0	1.000	W1	11/6/23
UT Arlington	1	0	1.000	W1	12/11/19
Utah	1	0	1.000	W1	1/22/25
Utah State	1	0	1.000	W1	12/20/18
UTEP	1	0	1.000	W1	12/19/19
Virginia	1	0	1.000	W1	11/16/21
West Virginia	2	0	1.000	W2	1/15/25
Wichita State	5	0	1.000	W5	3/2/23
WKU	1	0	1.000	W1	2/25/21
Totals	105	7	.938	W1	2/4/25

GAMES PLAYED

UH (Career): 77, J'Wan Roberts (2019 -)

UH (Season): 18 (16-2), Ja'Vier Francis, J'Wan Roberts, Tramon Mark, Marcus Sasser, Jamal Shead (2022-23)

WINS

UH (Career): 73, J'Wan Roberts (2019 -)

UH (Season): 17, LJ Cryer, Ja'Vier Francis, Emanuel Sharp, Jamal Shead, Damian Dunn (2023-24)

WINNING PERCENTAGE (Career min. 20 games)

UH (Career): 1.000 (26-0), Cedric Lath (2022 -);

1.000 (40-0), Ryan Elvin (2020-24)

.967 (29-1), LJ Cryer (2023 -)

.967 (29-1), Mylik Wilson (2023 -);

UH (Season): 1.000 (17-0), LJ Cryer, Ja'Vier Francis,

Emanuel Sharp, Mylik Wilson

Damian Dunn, Jamal Shead, (2023-24)

1.000 (15-0), Tramon Mark, Reggie Chaney (2020-21)

1.000 (14-0), J'Wan Roberts, Quentin Grimes,

DeJon Jarreau, Brison Gresham (2020-21)

MINUTES PLAYED

UH: 44:00 (OT), LJ Cryer, vs. #22/19 Texas Tech (2/1/25)

40:00, Kyler Edwards, vs. Tulane (2/2/22)

Opp: 45:00 (OT), Zach Cooks, vs. Hofstra (11/9/21)

40:00, Jaron Pierre Jr., vs. Wichita State (3/2/23)

40:00, Isiah Mike, vs. SMU (3/7/19)

POINTS SCORED

UH: 33, Quentin Grimes, vs. WKU (2/25/21)

Opp: 31, Tyler Harris, vs. South Florida (1/11/23)

FIELD GOALS

UH: 12, Jamal Shead, vs. #25/25 Texas Tech (1/17/24)

Opp: 10, Kam Woods, North Carolina A&T (12/13/22)

10, Kareem Brewton, vs. Memphis (1/6/19)

FIELD GOAL ATTEMPTS

UH: 21, Fabian White Jr., vs. Cincinnati (3/1/22)

21, Quentin Grimes, vs. rv/- WKU (2/25/21)

Opp: 25, Jarron Cumberland, vs. #25/23 Cincinnati (2/10/19)

FIELD GOAL PERCENTAGE (min. 10 att.)

UH: 90.0 (9-10), J'Wan Roberts, vs. Tulane (2/22/23)

Opp: 76.9 (10-13), Kareem Brewton, vs. Memphis (1/6/19)

3-POINT FIELD GOALS

UH: 10, Cameron Tyson, vs. Our Lady of the Lake (2/6/21)

Opp: 6, Kerwin Walton, vs. #25/25 Texas Tech (1/17/24)

6, Landers Nolley II, vs. Cincinnati (1/28/23)

6, Tyler Harris, vs. South Florida (1/11/23)

6, Tobi Enwuosho, vs. Alabama State (11/12/19)

3-POINT FIELD GOAL ATTEMPTS

UH: 18, Cameron Tyson, vs. Our Lady of the Lake (2/6/21)

Opp: 15, Omar Silverio, vs. Hofstra (11/9/21)

3-POINT FIELD GOAL PERCENTAGE (min. 5 made)

UH: **1.000 (5-5), Emanuel Sharp, vs. rv/- Hofstra (11/22/24)**

83.3 (5-6), Kyler Edwards, vs. rv/#25 Virginia (11/16/21)

Opp: 83.3 (5-6), Jahmal McMurray, vs. SMU (3/7/19)

FREE THROWS

UH: 14, Quentin Grimes, vs. South Carolina (12/5/20)

Opp: 12, vs. Oklahoma State (1/6/24)

FREE THROW ATTEMPTS

UH: 15, Quentin Grimes, vs. South Carolina (12/5/20)

15, DeJon Jarreau, vs. UConn (1/23/20)

Opp: 14, Javon Small, vs. Oklahoma State (2/6/24)

14, Troymain Crosby, vs. Alcorn State (12/20/20)

FREE THROW PERCENTAGE (min. 10 att.)

UH: 100.0 (11-11), Emanuel Sharp, vs. Texas State (12/21/23)

100.0 (10-10), Nate Hinton, vs. Tulsa (2/19/20)

Opp: 85.7 (12-14), Javon Small, vs. Oklahoma State (2/6/24)

WINNINGEST PLAYERS

by Career Victories

Rk.	W-L	Player	Gms	Years
1.	73-4	J'Wan Roberts	77	2019 -
2.	62-3	Jamal Shead	65	2020-24
3.	52-3	Ja'Vier Francis	55	2021 -
4.	49-4	Marcus Sasser	53	2019-23
	49-4	Fabian White Jr.	53	2017-22
6.	45-3	Reggie Chaney	48	2020-23
7.	43-3	Brison Gresham	46	2018-21
8.	42-2	Emanuel Sharp	44	2021 -
9.	40-3	DeJon Jarreau	43	2018-21
	40-0	Ryan Elvin	39	2020-24
11.	36-2	Ramon Walker Jr.	38	2021 -

WINNINGEST PLAYERS

by Career Percentage (min. 20 games)

Rk.	W-L	Pct.	Player	Years
1.	26-0	1.000	Cedric Lath	2022 -
	40-0	1.000	Ryan Elvin	2020-24
13.	29-1	.967	LJ Cryer	2023 -
	29-1	.967	Mylik Wilson	2023 -
5.	28-1	.966	Joseph Tugler	2023 -
6.	52-2	.963	Ja'Vier Francis	2021 -
7.	42-2	.955	Emanuel Sharp	2021 -
8.	62-3	.954	Jamal Shead	2020-24
9.	73-4	.949	J'Wan Roberts	2020 -
10.	36-2	.947	Ramon Walker Jr.	2021 -
11.	34-2	.944	Tramon Mark	2020-23
12.	45-3	.938	Reggie Chaney	2020-23
13.	43-3	.935	Brison Gresham	2018-21
14.	28-2	.933	Justin Gorham	2018-21
	28-2	.933	Quentin Grimes	2019-21

REBOUNDS

UH: 17, Justin Gorham, vs. SMU (1/31/20)

Opp: 13, Tacko Fall, vs. UCF (3/2/19)

ASSISTS

UH: 13, Jamal Shead, vs. Temple (3/3/22)

Opp: 9, David DeJulius, vs. Cincinnati (1/28/23)

STEALS

UH: 8, Jamal Shead, vs. Our Lady of the Lake (2/6/21)

Opp: 8, Sincere Carry, vs. Kent State (11/26/22)

BLOCKED SHOTS

UH: 6, Brison Gresham, vs. UTEP (12/19/19)

6, Chris Harris Jr., vs. Texas State (12/4/19)

Opp: 3, Viktor Lakhin, vs. Cincinnati (1/28/23)

3, Darius Johnson, vs. UCF (2/17/22)

3, Kadin Shedrick, vs. rv/#25 Virginia (11/16/21)

3, Jamille Reynolds, vs. UCF (1/17/21)

3, Bol Bol, vs. #18/21 Oregon (12/1/18)

TURNOVERS

UH: 7, DeJon Jarreau, vs. UConn (1/23/20)

Opp: 9, Stephan Swenson, vs. Stetson (11/13/23)



"I am proud and grateful that our administration recognized how important the Guy V. Lewis Development Facility is. We now have a place where our players can practice, work out, shoot, develop chemistry and improve their work ethics 24 hours a day, 365 days a year, with this facility. This is a game-changer."

Head Coach Kelvin Sampson

The University of Houston Men's Basketball program moved into its new home during the 2015-16 season following completion of construction of the Guy V. Lewis Development Facility.

The near-53,000-square-foot facility provides the environment that University of Houston Men's and Women's Basketball student-athletes need to excel throughout the season in all areas.

Named after 592-game winner and Hall of Fame Head Coach Guy V. Lewis, the Development Facility is located adjacent to Hofheinz Pavilion at the corner of Cullen Boulevard and Holman Street on the UH campus.

Construction on the \$25-million facility began in September 2014. Austin Commercial served as the construction manager for the project, which was designed by DLR Group and Page.

The building was officially dedicated during NCAA Final Four Weekend in Houston on

QUICK FACTS

Location:	Corner of Cullen Boulevard and Holman Street on UH campus
Construction Cost:	\$25 million
Size:	52,923 square feet
Dedicated:	April 3, 2016
Levels:	3
Level 1:	Dedicated practice courts for Men's and Women's Basketball programs with sports performance and sports medicine areas shared by both teams
Level 2:	Team areas, including locker room and academic/film rooms
Level 3:	Office space for Men's and Women's Basketball coaching/support staffs
Architects:	DLR Group and Page
Construction Manager:	Austin Commercial

April 3, 2016, with Cougar and CBS Sports broadcasting great Jim Nantz serving as master of ceremonies

The first level houses a dedicated practice court for each team as well as sports performance and sports medicine areas, which are shared by both programs.

The second level features the teams' areas, which include locker room and academic/film theaters. The team rooms contain spacious, modern lockers, multiple video screens for television and video games and comfortable furniture.

The third level holds office space for both Men's and Women's Basketball coaching and support staffs.

In Summer 2024, the facility underwent \$5 million in extensive renovations to the second-floor teams areas for Men's and Women's Basketball.


These renovations included a graphics refresh throughout the building, including the sneaker wall on Level Two to celebrate the Houston-Jordan Brand partnership.



THE UNIVERSITY OF HOUSTON



TIER ONE UNIVERSITY • RANKED ONE OF THE BEST COLLEGES IN THE U.S.



- Founded in 1927, the University of Houston empowers learning, discovery, leadership and engagement among 45,000+ students in one of the country's most diverse universities. UH alumni total more than 276,000 across time and more than 50 percent live in Houston and the Gulf Coast region.

- UH features world-renowned faculty within 15 academic colleges. We offer more than 300 undergraduate and graduate academic programs and award more than 9,000 degrees annually. The University also fulfills the needs of students beyond Houston by offering degree programs at the University of Houston at Sugar Land and University of Houston at Katy.

- UH is located in Houston, Texas, the nation's fourth-largest city, the energy capital of the world and home to the world's largest medical center. Our students regularly test their skills through internships with national and international companies based here, and our faculty routinely partner with businesses and government agencies through research.

- UH has the nation's only space architecture graduate program and the only Spanish-language creative writing program; it also has the first subsea engineering program in the U.S. UH's undergraduate entrepreneurship program consistently ranks among the top in the nation, and intellectual property and health law are among the top 10 law programs.

- Our nationally-ranked programs drive students to discover the multitude of academic resources that are available on-campus and online while our student-run organizations and athletics have something for everyone and connect students in authentic Coog culture. With more than 500 student organizations and 6,000 students living on campus in residence halls, apartments and townhouses, life at UH is active and lively.

- University of Houston faculty are renowned scholars with real-world experience who work closely with each student. The faculty includes 15 members of the National Academy of Engineering, four National Academy of Science members and a Nobel Laureate. From the Tony Award to the Nobel Peace Prize and back to the classroom, UH faculty makes things happen on campus and around the world.

- UH leads five nationally funded centers, comprising numerous collaborations with partner institutions and industry. Sponsored by nearly \$20 million in funding, these centers pioneer groundbreaking research in the areas of energy, materials, psychology, laser mapping and homeland security.

- UH is a home for big ideas. In 2017, UH ranked #1 in the nation among all public universities without medical schools in royalties from technology transfers. With more than \$22 million a year in royalties, UH has seen a 400 percent increase in patent income since 2010.


- The UH Technology Bridge boasts more than 30,000 square feet of incubator space and nearly 200,000 square feet of built-up space ideally suited for large laboratories, pilot scale facilities and light manufacturing. UH's innovation ecosystem allows entrepreneurial faculty, students and alumni to bring new discoveries into the market place or to establish partnerships to launch new companies.

uh.edu


RADIO/TV ROSTER



KORDELIUS JEFFERSON
G • 6-3 • 200 • r-Fr.-RS
Arlington, Texas
@ korrdel



CEDRIC LATH
C • 6-9 • 260 • r-So.-1L
Abidjan, Ivory Coast
@ ced_lath AguyCedric



RAMON WALKER Jr.
G • 6-5 • 215 • r-Sr.-3L
Pearland, Texas
@ ramonwalkerjr ramonwalker04




LJ CRYER
G • 6-1 • 200 • c-Gr.-1L
Katy, Texas
@ ljcryer



Ja'VIER FRANCIS
F • 6-8 • 235 • Sr.-3L
New Orleans, La.
@ lahjay11 theJayFrancis10



MILOS UZAN
G • 6-4 • 190 • Jr.-TR
Las Vegas, Nev.
@ lossyuzan



MYLIK WILSON
G • 6-3 • 175 • c-Gr.-1L
Rayville, La.
@ m.w.13 mylikw



JOSEPH TUGLER
F • 6-8 • 230 • So.-1L
Houston, Texas
@ josephptugler joseph_tugler



JACOB MCFARLAND
C • 6-11 • 215 • r-Fr.-RS
Moreno Valley, Calif.
@ jacobmcfar1and



J'WAN ROBERTS
F • 6-8 • 235 • c-Gr.-4L
St. Thomas, U.S. Virgin Islands
@ jwann_13 JwanRoberts13



EMANUEL SHARP
G • 6-3 • 210 • r-Jr.-2L
Tampa, Fla.
@ emanuelsharp_



TERRANCE ARCENEAUX
G • 6-6 • 205 • r-So.-2L
Beaumont, Texas
@ tarceneaux23 TArceneaux21



CHASE MCCARTY
F • 6-6 • 220 • Fr.-HS
Huntsville, Ala.
@ chase_mccarty Chasemccarty21



MERCY MILLER
G • 6-4 • 200 • Fr.-HS
Sherman Oaks, Calif.
@ mercymiller mercymiller25



KELVIN SAMPSON
Head Coach
11th Season at Houston
36th Season Overall

X CoachSampsonUH



KELLEN SAMPSON
Assistant Coach
11th Season at Houston
15th Season Overall

X kellenmsampson



QUANNAS WHITE
Assistant Coach
8th Season at Houston
11th Season Overall

X quannasbwhite



K.C. BEARD
Assistant Coach
11th Season at Houston
14th Season Overall

X CoachKCBeard1



HOLLIS PRICE
Special Assistant
to Head Coach/Assistant Coach
11th Season at Houston
11th season Overall

X HollisHp



ANTHONY GOLDWIRE
Director of Player Development/
Assistant Coach
4th Season at Houston
4th Season Overall



KELVIN SAMPSON

Head Coach

11th Season at Houston • 36th Season Overall

283-83 Record at Houston • 783-353 Career Record

UNC Pembroke '78; Michigan State '80

X CoachSampsonUH

KELVIN SAMPSON'S YEAR-by-YEAR RECORD

Year	[- Overall -]		[- Conference -]		Conf.	Notes	Postseason
	Record	Pct.	Record	Pct.	Finish		
Montana Tech (73-45 • 31-29 Frontier Conference • 3 NAIA District 12 [2-3])							
<i>Became acting head coach on Jan. 1, 1981 • Totals not included above and below</i>							
1980-81	2-14	.125	2-11	.154			
<i>Became permanent head coach on March 14, 1981</i>							
1981-82	7-20	.259	0-15	.000			
1982-83	22-9	.710	9-6	.600		Frontier Conference Tournament Champions Frontier Conference Coach of the Year	NAIA District 12 Playoffs (1-1)
1983-84	22-9	.710	10-5	.667	1st	Frontier Conference Champions Frontier Conference Tournament Champions	NAIA District 12 Playoffs (1-1)
1984-85	22-7	.759	12-3	.800	1st	Frontier Conference Champions Frontier Conference Tournament Champions Frontier Conference Coach of the Year	NAIA District 12 Playoffs (0-1)
Washington State (103-103 • 48-78 Pac-10 • 1 NCAA [0-1] • 1 NIT [1-1])							
1987-88	13-16	.448	7-11	.389	6th	1-1	
1988-89	10-19	.345	4-14	.222	8th	1-1	
1989-90	7-22	.241	1-17	.056	10th	0-1	
1990-91	16-12	.571	8-10	.444	6th		
1991-92	22-11	.667	9-9	.500	t-5th		
1992-93	15-12	.556	9-9	.500	t-5th		
1993-94	20-11	.645	10-8	.556	t-4th		
Oklahoma (281-107 • 129-59 Big Eight/Big 12 • 11 NCAA [11-11] • 1 NIT [1-1])							
1994-95	23-9	.719	9-5	.643	3rd	1-1	
1995-96	18-12	.600	8-6	.571	3rd	2-1	
1996-97	20-10	.667	10-6	.625	5th	2-1	
1997-98	22-11	.667	11-5	.688	t-2nd	0-1	
1998-99	22-11	.667	11-5	.688	t-2nd	2-1	
1999-00	27-7	.794	12-4	.750	t-3rd	2-1	
2000-01	26-7	.788	12-4	.750	t-2nd	3-0	
2001-02	31-5	.861	13-3	.813	2nd	3-0	
2002-03	27-7	.794	12-4	.750	3rd	3-0	
2003-04	20-11	.645	8-8	.500	7th	1-1	
2004-05	25-8	.758	12-4	.750	t-1st	1-1	
2005-06	20-9	.690	11-5	.688	3rd	0-1	
Indiana (43-15 • 21-8 Big Ten • 1 NCAA [1-1])							
2006-07	21-11	.656	10-6	.625	3rd	0-1	
2007-08	22-4	.846	11-2	.846			
Houston (283-83 • 26-4 Big 12 • 117-44 The American • 6 NCAA [14-6] • 2 NIT [0-2])							
2014-15	13-19	.406	4-14	.222	10th	1-1	
2015-16	22-10	.688	12-6	.667	t-3rd	0-1	
2016-17	21-11	.656	12-6	.667	3rd	0-1	
2017-18	27-8	.771	14-4	.778	t-2nd	2-1	
2018-19	33-4	.892	16-2	.889	1st	2-1	
2019-20	23-8	.742	13-5	.722	t-1st	COVID-19	
2020-21	28-4	.875	14-3	.824	2nd	3-0	
2021-22	32-6	.842	15-3	.833	1st	3-0	
2022-23	33-4	.892	17-1	.944	1st	2-1	
2023-24	32-5	.865	15-3	.833	1st	2-1	
2024-25	19-4	.826	11-1	.917	---	---	
35+ yrs	783-353	.689	372-222	.626	8 - 1st	37-21	
5 30-win seasons					14- Top 2		
27 20-win seasons					22- Top 3		
21 20-win seasons in last 22 yrs.							
8 Conference Championships							19 NCAs (26-19)
8 Conference Tournament titles							4 NITs (2-4)
12 National Coach of the Year awards							3 NAIA District 12 (2-3)
10 Conference Coach of the Year awards							
8 District Coach of the Year awards							
2 Houston Sports Awards Coach of the Year							



- Ninth Men's Basketball head coach in University of Houston history
- Previously served as head coach at Indiana (2006-08); Oklahoma (1994-06); Washington State (1987-94) and Montana Tech (1981-85)
- 783-353 (.689) career record in 35+ seasons; 283-83 (.773) record in 10+ seasons at Houston
- 33rd coach (with 10+ years in NCAA Division I) to record 700 wins in career
- One of 16 coaches in NCAA history to lead 2+ different schools to NCAA Final Fours (1 - Oklahoma • 1 - Houston)
- One of 11 coaches in NCAA history to lead 3+ different schools to NCAA Tournament wins (11 - Oklahoma • 1 - Indiana • 3 - Houston)
- One of 15 coaches in NCAA history to lead 4+ different schools to NCAA Tournament (1 - Washington State • 11 - Oklahoma • 1 - Indiana • 2 - Houston)
- Veteran of 26 postseason tournaments (19 NCAA, 4 NIT, 3 NAIA District 12 playoffs) includes 2 NCAA Final Four (2021, 2002) • 2 Elite Eight (2022, 2003) 4 Sweet 16 (2024, 2023, 2019, 1999) 3 Second Round (2018, 2007, 2005) • 2 NIT Second Round (2004, 1992)
- Second-winningest coach in Houston history (283)... Ranks as Houston's career leader in winning percentage (.773)
- Only coach in Houston history to lead Cougars to three consecutive 30-win seasons as well as five, six, seven, eight and nine consecutive 20-win seasons
- Eight conference regular-season championships (2023-24 Big 12 • 2022-23 The American 2021-22 The American • 2019-20 The American 2018-19 The American • 2004-05 Big 12 1984-85 Frontier • 1983-84 Frontier)
- Eight conference tournament championships (2022, 2021 The American • 2003, 2002, 2001 Big 12 1985, 1984, 1983 Frontier)
- Twelve National Coach of the Year awards (2024, 1995 Henry Iba Award (USBWA) • 2024 Field of 68 2022 CBS Sports • 2022 Ben Jobe 2024, 2021 John McLendon Award 2019 Clarence "Big House" Gaines Award 2024, 2002 NABC • 2024, 1995 Associated Press)
- Eight District Coach of the Year awards (2024 NABC District 8, 2023 USBWA District VII, 2023, 2022 NABC District 24 • 2019, 2018 NABC District 25 1992, 1991 Kodak District 14)
- Ten Conference Coach of the Year awards from five leagues (2024 Big 12, 2024 Big 12 (AP) 2023, 2022, 2019, 2018 The American 1995 Big Eight • 1991 PAC-10 • 1985, 1983 Frontier)
- One Texas College Coach of the Year award (2022 [Dave Campbell's Texas Basketball])
- Worked for six years in the NBA coaching ranks (2011-14 • Houston Rockets 2008-11 • Milwaukee Bucks)
- 15 NBA Draft picks Seven NBA Draft First-Round selections
- He and his wife, Karen, have a daughter, Lauren, who is the Cougars' director of operations; a son, Kellen, who is an assistant coach at Houston; a granddaughter, Maisy Jade; and a grandson, Kylan Ned (children of Tonya and Kellen Sampson)

KELVIN SAMPSON • RECORD vs. OPPONENTS

Team	Overall	Houston	Indiana	Oklahoma	Washington State	Montana Tech
Abilene Christian	1-0	1-0	---	---	---	---
Akron	0-1	0-1	---	---	---	---
Alabama	3-6	0-3	---	2-1	1-2	---
Alabama A&M	1-0	1-0	---	---	---	---
Alabama State	2-0	1-0	---	1-0	---	---
Alaska-Anchorage	2-0	---	---	---	2-0	---
Alberta	1-0	---	---	---	---	1-0
Alcorn State	4-0	2-0	---	1-0	1-0	---
American-Puerto Rico	1-0	---	---	1-0	---	---
Appalachian State	0-1	---	---	---	0-1	---
Arizona	3-15	1-0	---	2-0	0-15	---
Arizona State	8-6	---	---	---	8-6	---
Arkansas	4-2	0-1	---	4-1	---	---
Arkansas State	1-0	---	---	1-0	---	---
Arkansas-Pine Bluff	2-1	0-1	---	2-0	---	---
Auburn	1-1	1-1	---	---	---	---
Azusa Pacific	1-0	---	---	---	1-0	---
Ball State	1-0	---	1-0	---	---	---
Baylor	23-1	1-1	---	22-0	---	---
Belmont	1-0	---	---	1-0	---	---
Bethune-Cookman	1-0	---	---	1-0	---	---
Binghamton	1-0	---	---	1-0	---	---
Boise State	1-1	1-1	---	---	---	---
Boston	1-0	---	---	1-0	---	---
Bryant	1-0	1-0	---	---	---	---
Butler	3-2	2-0	0-1	1-1	---	---
BYU	3-2	3-1	---	---	0-1	---
BYU-Hawai'i	2-0	---	---	---	2-0	---
Boston College	0-1	---	---	---	0-1	---
Cal State Northridge	2-0	---	---	1-0	1-0	---
Calgary	0-2	---	---	---	---	0-2
California	9-7	---	---	2-0	7-7	---
Carroll College	9-5	---	---	---	---	8-4
Centenary	1-1	---	---	1-0	0-1	---
Central Connecticut State	2-0	---	---	1-0	1-0	---
Central Michigan	1-0	---	---	1-0	---	---
Chadron State	1-0	---	---	---	---	1-0
Charlotte	2-0	---	1-0	1-0	---	---
Chattanooga	1-0	---	1-0	---	---	---
Chicago State	2-0	---	2-0	---	---	---
Cincinnati	15-11	15-9	---	0-2	---	---
Cleveland State	1-0	1-0	1-0	---	---	---
College of Idaho	3-3	---	---	---	---	3-3
Colorado	5-3	1-0	---	14-3	---	---
Coppin State	11-0	1-0	1-0	8-0	1-0	---
Cornell	1-0	1-0	---	---	---	---
Dayton	1-0	1-0	---	---	---	---
Delaware State	2-0	---	---	1-0	1-0	---
Drexel	1-1	0-1	---	1-0	---	---
Duke	0-3	0-1	0-1	0-1	---	---
East Carolina	12-2	12-2	---	---	---	---
Eastern Kentucky	1-0	---	---	---	1-0	---
Eastern Illinois	2-0	2-0	---	1-0	---	---
Eastern Michigan	1-0	---	---	---	1-0	---
Eastern Oregon State	3-0	---	---	---	---	3-0
Eastern Washington	6-0	---	---	1-0	5-0	---
Fairfield	1-0	1-0	---	---	---	---
Florida	0-1	---	---	0-1	---	---
Florida A&M	3-0	1-0	---	1-0	1-0	---
Florida Atlantic	1-0	---	---	1-0	---	---
Fresno State	1-1	---	---	---	1-1	---
George Mason	1-0	1-0	---	---	---	---
George Washington	1-0	---	---	1-0	---	---
Georgia Southern	1-0	---	---	1-0	---	---
Georgia State	2-0	1-0	---	1-0	---	---
Georgia Tech	2-3	1-1	1-0	0-2	---	---
Gonzaga	1-1	---	1-0	---	0-1	---
Grand Canyon	0-1	0-1	---	---	---	---
Great Falls	7-10	---	---	---	---	6-8
Hartford	1-0	---	---	1-0	---	---
Harvard	0-2	0-2	---	---	---	---
Hawai'i	1-0	---	---	---	1-0	---
Hawai'i-Hilo	1-0	---	---	1-0	---	---
Hawai'i-Pacific	1-0	---	---	---	1-0	---
High Point	2-0	---	---	2-0	---	---
Hofstra	2-0	2-0	---	---	---	---
Houston Christian	2-0	2-0	---	---	---	---
Idaho	3-5	---	---	---	3-5	---
Illinois	4-2	1-0	3-2	---	---	---
Illinois State	1-0	---	1-0	---	---	---

Team	Overall	Houston	Indiana	Oklahoma	Washington State	Montana Tech
Illinois-Chicago	1-0	---	---	1-0	---	---
Indiana	0-4	---	---	0-2	0-2	---
Indiana State	2-1	---	1-0	0-1	1-0	---
Iowa	3-1	---	3-1	---	---	---
Iowa State	10-8	1-2	---	9-6	---	---
IUPUI	1-0	---	1-0	---	---	---
Jackson State	7-0	2-0	---	4-0	1-0	---
Jamestown	1-0	---	---	---	---	1-0
Kansas	8-12	2-1	---	6-11	---	---
Kansas State	13-4	2-0	---	11-4	---	---
Kent State	1-0	1-0	---	---	---	---
Kentucky	1-2	0-1	1-1	---	---	---
La Salle	1-0	---	---	1-0	---	---
Lafayette	1-0	---	1-0	---	---	---
Lake Region College	1-0	---	---	---	---	1-0
Lamar	3-0	2-0	---	1-0	---	---
Lethbridge	5-0	---	---	---	---	5-0
Lewis-Clark State	0-2	---	---	---	---	0-2
Liberty	2-0	2-0	---	---	---	---
Longwood	2-0	1-0	1-0	---	---	---
Louisiana	3-0	2-0	---	---	1-0	---
Louisiana Tech	1-0	---	---	1-0	---	---
LSU	3-2	2-2	---	1-0	---	---
Manhattan	0-1	---	---	0-1	---	---
Marquette	1-0	---	---	---	1-0	---
Mary College	2-1	---	---	---	---	2-1
Maryland	1-1	---	---	1-1	---	---
McNeese	2-0	2-0	---	---	---	---
Memphis	9-10	9-8	---	0-2	---	---
Mesa State	0-1	---	---	---	---	0-1
Miami (Fla.)	0-1	0-1	---	---	---	---
Michigan	2-3	0-1	2-1	0-1	---	---
Michigan State	5-4	---	2-1	2-2	1-1	---
Minnesota	4-0	---	2-0	1-0	1-0	---
Minot State	2-0	---	---	---	---	2-0
Mississippi	1-2	---	---	1-2	---	---
Mississippi State	0-3	---	---	0-3	---	---
Mississippi Valley State	1-0	1-0	---	---	---	---
Missouri	13-9	---	---	13-9	---	---
Missouri State	1-0	---	---	1-0	---	---
Monmouth	1-0	---	---	---	1-0	---
Montana	1-0	1-0	---	---	---	---
Montana State	2-0	---	---	2-0	---	---
Morgan State	2-0	2-0	---	---	---	---
Mount St. Mary's	2-0	---	---	2-0	---	---
Murray State	2-1	2-0	---	0-1	---	---
NC State	0-1	---	---	0-1	---	---
Nebraska	11-5	---	---	11-5	---	---
Nebraska Wesleyan	1-0	---	---	---	---	1-0
New Mexico	0-1	---	---	---	0-1	---
New Mexico Highlands	1-0	---	---	---	---	1-0
New Orleans	1-0	1-0	---	---	---	---
Niagara	1-0	---	---	1-0	---	---
Nicholls	4-0	1-0	---	3-0	---	---
NJIT	1-0	1-0	---	---	---	---
North Carolina A&T	1-0	1-0	---	---	---	---
North Carolina Central	1-0	1-0	---	---	---	---
North Florida	1-0	1-0	---	---	---	---
North Texas	2-0	---	---	2-0	---	---
Norfolk State	1-0	1-0	---	---	---	---
Northern Colorado	2-0	1-0	---	1-0	---	---
Northern Kentucky	1-0	1-0	---	---	---	---
Northern Montana	8-8	---	---	---	---	8-5
Northern State	0-2	---	---	---	---	0-2
Northwest Nazarene	3-3	---	---	---	---	3-3
Northwestern	2-0	---	2-0	---	---	---
Northwestern State	3-0	2-0	---	1-0	---	---
Notre Dame	1-0	1-0	---	---	---	---
Ohio	1-0	---	---	---	1-0	---
Ohio State	2-1	1-0	1-1	---	---	---
Oklahoma	1-0	1-0	---	---	---	---
Oklahoma Baptist	1-0	---	---	---	1-0	---
Oklahoma State	17-15	5-1	---	12-14	---	---
Oral Roberts	8-0	1-0	---	6-0	1-0	---
Oregon	10-9	3-1	---	---	7-8	---
Oregon State	9-8	1-0	---	1-0	7-8	---
Oregon Tech	1-0	---	---	---	---	1-0
Our Lady of the Lake	1-0	1-0	---	---	---	---
Penn	1-0	1-0	---	---	---	---
Penn State	3-0	---	3-0	---	---	---

KELVIN SAMPSON • RECORD vs. OPPONENTS


Team	Overall	Houston	Indiana	Oklahoma	Washington State	Montana Tech
Pittsburg State	1-0	---	---	---	1-0	---
Portland	2-1	1-0	---	---	1-1	---
Prairie View A&M	6-0	3-0	---	2-0	1-0	---
Princeton	3-0	---	---	2-0	1-0	---
Providence	1-0	1-0	---	---	---	---
Purdue	6-2	---	2-1	4-1	---	---
Regina	1-0	---	---	---	---	1-0
Rhode Island	1-1	1-1	---	---	---	---
Rice	5-0	5-0	---	---	---	---
Rocky Mountain	6-10	---	---	---	---	6-7
Rutgers	1-0	1-0	---	---	---	---
Sacramento State	3-0	---	---	---	3-0	---
Saint Joseph's	1-0	1-0	---	---	---	---
Saint Louis	2-0	2-0	---	---	---	---
Saint Mary's (Calif.)	1-0	1-0	---	---	---	---
Sam Houston State	2-0	---	---	2-0	---	---
Samford	1-0	---	---	1-0	---	---
San Diego	1-0	---	---	1-0	---	---
San Diego State	2-1	1-1	---	---	1-0	---
San Francisco State	1-0	---	---	---	1-0	---
San Jose State	1-1	---	---	---	1-1	---
Seattle	2-0	---	---	---	1-0	1-0
Simon Fraser	1-0	---	---	---	1-0	---
SMU	15-7	11-7	---	4-0	---	---
South Carolina	2-0	2-0	---	---	---	---
South Carolina State	1-1	0-1	---	1-0	---	---
South Dakota	1-0	1-0	---	---	---	---
South Florida	14-2	14-2	---	---	---	---
Southeast Missouri State	1-0	---	---	1-0	---	---
Southern	1-0	---	---	1-0	---	---
Southern Alberta Tech	3-0	---	---	---	---	3-0
Southern Illinois	2-0	---	2-0	---	---	---
Southern Utah	1-0	---	---	---	1-0	---
St. Bonaventure	1-0	---	---	1-0	---	---
Stanford	6-9	---	---	0-1	6-8	---
Stephen F. Austin	0-1	---	---	---	0-1	---
Stetson	1-0	1-0	---	---	---	---
Syracuse	1-1	1-0	---	0-1	---	---
Temple	11-5	11-4	---	0-1	---	---
Tennessee	0-1	---	---	---	0-1	---
TCU	2-1	2-1	---	---	---	---
Tennessee State	1-0	---	1-0	---	---	---
Texas	20-9	2-0	---	18-9	---	---
Texas A&M	21-1	1-0	---	20-1	---	---
Texas A&M-Corpus Christi	2-0	2-0	---	---	---	---
Texas Southern	4-0	1-0	---	2-0	1-0	---
Texas State	5-0	3-0	---	2-0	---	---
Texas Tech	20-8	4-1	---	16-7	---	---
Toledo	1-0	1-0	---	---	---	---
Towson	1-0	1-0	---	---	---	---
Trinity Western	1-0	---	---	---	---	1-0
Troy	1-0	1-0	---	---	---	---
Tulane	18-3	17-3	---	1-0	---	---
Tulsa	15-7	11-6	---	4-1	---	---
UAB	1-0	1-0	---	---	---	---
UALR	1-0	---	---	1-0	---	---
UC Irvine	3-0	---	---	3-0	---	---
UC San Diego	1-0	---	---	---	1-0	---
UCF	16-4	16-4	---	---	---	---
UCLA	2-14	---	0-1	---	2-13	---
UConn	12-5	8-3	1-1	3-1	---	---
UIW	1-0	1-0	---	---	---	---
ULM	4-0	2-0	---	2-0	---	---
UNC Asheville	1-0	---	---	1-0	---	---
UNC Wilmington	1-0	---	1-0	---	---	---
USC	6-9	---	---	---	6-9	---
UT Arlington	2-0	1-0	---	1-0	---	---
UT Rio Grande Valley	6-0	4-0	---	2-0	---	---
Utah	2-1	2-0	---	0-1	---	---
Utah State	1-0	1-0	---	---	---	---
UTEP	1-0	1-0	---	---	---	---
UTSA	1-0	---	---	1-0	---	---
Valley City State	1-0	---	---	---	---	1-0
Vermont	1-0	1-0	---	---	---	---
Villanova	0-2	0-1	---	0-1	---	---
Virginia	2-0	2-0	---	---	---	---
Wake Forest	1-0	1-0	---	---	---	1-0
Warner Pacific	1-0	---	---	---	---	---
Washington	8-8	---	---	0-1	7-7	---
West Virginia	3-1	3-0	---	0-1	---	---

Team	Overall	Houston	Indiana	Oklahoma	Washington State	Montana Tech
Western Carolina	2-0	---	1-0	1-0	---	---
Western Illinois	2-0	---	1-0	1-0	---	---
Western Montana	12-5	---	---	---	---	12-2
Western Michigan	1-0	---	1-0	---	---	---
Western New Mexico	0-1	---	---	---	---	0-1
Whitman College of Walla Walla	0-1	---	---	---	---	0-1
Whitworth	0-2	---	---	---	---	0-1
Wichita State	10-2	10-2	---	---	---	---
Winthrop	1-0	---	---	1-0	---	---
Wisconsin	3-5	0-1	1-2	0-1	2-1	---
Wisconsin-Milwaukee	0-1	---	---	0-1	---	---
Wisconsin-Stout	0-1	---	---	---	---	---
WKU	2-0	---	---	1-0	---	---
Wyoming	1-0	1-0	---	---	---	---
Xavier	2-1	1-0	0-1	1-0	---	---
Totals	783-353	283-83	43-15	281-107	103-103	73-45

NCAA WINNINGEST COACHES (10+ years at NCAA Division I level)

Red Bold indicates coaches with **Houston** ties • Bold indicates active coaches • through Feb. 8, 2025

Rk.	Coach	Wins	Losses	Pct.	School (Years)
1.	Mike Krzyzewski	1,202	368	.766	Duke (1980-22); Army West Point (1975-80)
2.	Jim Boeheim	1,015	441	.697	Syracuse (1976-23)
3.	Bob Huggins	935	414	.693	West Virginia (2007-23); Kansas State (2006-07); Cincinnati (1989-05); Akron (1984-89); Walsh (1980-83)
4.	Jim Calhoun	920	397	.699	St. Joseph's (Conn.) (2018-21); UConn (1986-2012); Northeastern (1972-86)
5.	Roy Williams	903	264	.774	North Carolina (2003-22); Kansas (1988-03)
6.	Bob Knight	902	371	.709	Texas Tech (2001-08); Indiana (1972-00); Army West Point (1965-72)
7.	Dean Smith	879	254	.776	North Carolina (1961-97)
8.	Adolph Rupp	876	190	.822	Kentucky (1930-72)
9.	Cliff Ellis	831	565	.595	Coastal Carolina (2007-23); Auburn (1994-04); Clemson (1984-94); South Alabama (1975-84)
10.	Jim Phelan	830	524	.613	Mount St. Mary's (1954-2003)
11.	John Calipari	827	270	.754	Arkansas (2024 – present); Kentucky (2009-24); Memphis (2000-09); UMass (1988-96)
12.	Rick Barnes	826	419	.663	Tennessee (2015 – present); Texas (1998-15); Clemson (1994-98); Providence (1988-94); George Mason (1987-88)
13.	Rollie Massimino	816	462	.638	Keiser (2006-17); Cleveland State (1996-03); UNLV (1992-94); Villanova (1973-92); Stony Brook (1969-71)
14.	Bill Self	811	255	.761	Kansas (2003 – present); Illinois (2000-03); Tulsa (1997-00); Oral Roberts (1993-97)
15.	Eddie Sutton	806	326	.712	San Francisco (2007-08); Oklahoma State (1990-06); Kentucky (1985-89); Arkansas (1974-85); Creighton (1969-74)
16.	Rick Byrd	805	403	.666	Belmont (1986-21); Lincoln Memorial (1983-86); Maryville (Tenn.) (1978-80)
17.	Lefty Driesell	786	394	.666	Maryland (1969-86); James Madison (1988-97); Georgia State (1997-03); Davidson (1960-69)
18.	Kelvin Sampson	783	353	.689	Houston (2014 – present); Indiana (2006-08); Oklahoma (1994-06); Washington State (1987-94); Montana Tech (1981-85)
19.	Lute Olson	781	279	.737	Arizona (1983-07); Iowa (1974-83); Long Beach State (1973-74)
20.	Lou Henson	779	412	.654	New Mexico State (1997-2005); Illinois (1975-96); New Mexico State (1966-75); Hardin-Simmons (1962-66)
21.	Dana Altman	771	403	.657	Oregon (2010 – present); Creighton (1994-10); Kansas State (1990-94); Marshall (1989-90)
22.	Bo Ryan	762	241	.760	Wisconsin (2001-16); Milwaukee (1999-01); Wisconsin-Platteville (1984-99)
23.	Ed Diddle	759	302	.715	Western Kentucky (1922-64)
24.	Henry Iba	755	340	.689	Oklahoma State (1934-70); Colorado (1933-34); Northwest Missouri State (1929-33)
25.	John Beilein	754	425	.640	Michigan (2007-19); West Virginia (2002-07); Richmond (1997-02); Canisius (1992-97); Le Moyne (1983-92); Nazareth (1982-83)
26.	Rick Pitino	752	306	.711	St. John's (2023 – present); Iona (2020-23) Louisville (2001-17); Kentucky (1989-97); Providence (1985-87); Boston University (1978-83); Hawai'i (1975-76)
27.	Phog Allen	746	264	.739	Kansas (1907-09, 1919-56); Central Missouri (1912-19); Haskell (1908-09); Baker (1905-08)
28.	Jim Larranaga	744	508	.594	Miami (Fla.) (2011-24); George Mason (1997-11); Bowling Green (1986-97); American International (1977-79)
29.	John Chaney	741	312	.704	Temple (1982-06)
30.	Mark Few	733	150	.830	Gonzaga (2000 – present)
t31.	Jerry Tarkanian	729	201	.784	Fresno State (1995-02); UNLV (1973-92); Long Beach State (1968-73)
t31.	Norm Stewart	729	373	.662	Missouri (1967-99); Northern Iowa (1961-67)
33.	Tom Izzo	726	299	.708	Michigan State (1996 – present)
34.	Ray Meyer	724	354	.672	DePaul (1942-84)
35.	Jerry Sloum	723	556	.565	Youngtown State (2005-17); Gannon (1996-05); Geneva (1987-96); Nyack (1975-87)
36.	Don Haskins	719	353	.671	UTEP (1961-99)
37.	Greg Kampe	709	552	.562	Oakland (1984 – present)
38.	Larry Hunter	702	453	.608	Western Carolina (2005-18); Ohio (1989-2001); Wittenberg (1976-89)
39.	Steve Alford	696	367	.655	Nevada (2019 – present); UCLA (2014-19); New Mexico (2008-13); Iowa (2000-07); Missouri State (1996-99); Manchester (1992-95)
40.	Bruce Pearl	683	266	.720	Auburn (2015 – present); Tennessee (2006-11); Milwaukee (2002-05); Southern Indiana (1993-01)
41.	Mike Montgomery	677	317	.681	California (2008-14); Stanford (1986-04); Montana (1978-86)
42.	Denny Crum	675	295	.696	Louisville (1971-01)
43.	Lon Kruger	674	432	.609	Oklahoma (2011-21); UNLV (2004-11); Illinois (1996-00); Florida (1990-96); Kansas State (1986-90); UTRGV (1982-86)
44.	Gary Williams	668	380	.637	Maryland (1989-11); Ohio State (1986-89); Boston College (1982-86); American (1978-82)
45.	John Wooden	664	162	.804	UCLA (1948-75); Indiana State (1946-48)
46.	Ralph Miller	657	382	.632	Oregon State (1970-89); Iowa (1964-70); Wichita State (1951-64)
47.	Tom Penders	649	437	.598	Houston (2004-10); George Washington (1998-2001); Texas (1988-98); Rhode Island (1986-88); Fordham (1978-86); Columbia (1974-78); Tufts (1971-74)
48.	Gene Bartow	647	353	.647	UAB (1978-96); UCLA (1975-77); Illinois (1974-75); Memphis (1970-74); Valparaiso (1964-70); Central Missouri (1961-64)
49.	Tubby Smith	642	370	.634	High Point (2018-22); Memphis (2016-18); Texas Tech (2013-16); Minnesota (2007-13); Kentucky (1997-2007); Georgia (1995-97); Tulsa (1991-95)
t50.	Jay Wright	641	281	.695	Villanova (2002-22); Hofstra (1995-01)
t50.	Billy Tubbs	641	340	.653	Lamar (2003-06); TCU (1994-02); Oklahoma (1980-94); Lamar (1976-80); Southwestern (Texas) (1971-73)
t52.	Homer Drew	640	427	.600	Valparaiso (1988-11); Indiana-South Bend (1987-88); Bethel (Ind.) (1976-87);
53.	Marv Harshman	637	444	.589	Washington State (1958-71); Washington (1971-85); Pacific Lutheran (1945-58)
54.	Leonard Hamilton	636	499	.560	Florida State (2002 – present); Miami (Fla.) (1990-00); Oklahoma State (1986-90)
55.	Bob McKillop	634	383	.623	Davidson (1990-22)
56.	Hugh Durham	633	429	.596	Jacksonville (1997-05); Georgia (1978-95); Florida State (1966-78)
57.	Bob Hoffman	627	383	.621	Central Oklahoma (2019 – present); Mercer (2008-19); UT Rio Grande Valley (1999-04); Oklahoma Baptist (1990-99)
58.	Norm Sloan	624	393	.614	NC State (1966-80); Florida (1960-89); The Citadel (1956-60); Presbyterian (1951-55)
59.	Fran Dunphy	623	372	.626	La Salle (2022 – present); Temple (2006-19); Penn (1989-06)
60.	Greg McDermott	623	361	.633	Creighton (2010 – present); Iowa State (2006-10); Northern Iowa (2001-06); North Dakota State (2000-01); Wayne State (Neb.) (1994-00)
61.	Stew Morrill	620	294	.678	Utah State (1998-15); Colorado State (1991-98); Montana (1986-91)
62.	Ben Braun	615	517	.543	Rice (2008-14); California (1996-08); Eastern Michigan (1985-96); Siena Heights (1977-85)
63.	Slats Gill	599	393	.604	Oregon State (1928-64)
64.	Tom Davis	598	355	.627	Drake (2003-07); Iowa (1986-99); Stanford (1982-86); Boston College (1977-82); Lafayette (1971-77)
65.	Abe Lemons	597	344	.634	Texas (1976-82); UTRGV (1973-76); Oklahoma City (1955-73)
66.	John Thompson	596	239	.714	Georgetown (1972-99)
67.	Guy V. Lewis	592	279	.680	Houston (1956-86)
t68.	Danny Kaspar	584	302	.659	Texas State (2014-20); Stephen F. Austin (2001-13); UIW (1992-00)
t68.	Tony Shaver	584	389	.600	William & Mary (2004-19); Hampden-Sydney (1987-03)
t70.	Mike Brey	582	332	.637	Notre Dame (2001-23); Delaware (1995-00)




2018-19
American Athletic
Conference
Regular Season



2020-21
American Athletic
Conference
Tournament



2021
NCAA Tournament
Final Four
Midwest Regional
Championship



2021-22
American Athletic
Conference
Regular Season



2021-22
American Athletic
Conference
Tournament



2022-23
American Athletic
Conference
Regular Season



2023-24
Big 12 Regular Season

COACHES who LED THREE SCHOOLS to NCAA FINAL FOUR (2)

Coach	1st School	2nd School	3rd School
Rick Pitino	Providence	Kentucky	Louisville
John Calipari	UMass	Memphis	Kentucky

COACHES who LED TWO SCHOOLS to NCAA FINAL FOUR (15)

Coach	1st School	2nd School
Kelvin Sampson	Oklahoma	Houston
Forddy Anderson	Bradley	Michigan State
Gene Bartow	Memphis	UCLA
Larry Brown	UCLA	Kansas
Hugh Durham	Florida State	Georgia
Jack Gardner	Kansas State	Utah
Lou Henson	New Mexico State	Illinois
Bob Huggins	Cincinnati	West Virginia
Lon Kruger	Florida	Oklahoma
Jim Larranaga	George Mason	Miami (Fla.)
Frank McGuire	St. John's	North Carolina
Lute Olson	Iowa	Arizona
Lee Rose	Charlotte	Purdue
Eddie Sutton	Arkansas	Oklahoma State
Roy Williams	Kansas	North Carolina



COACHES who LED FIVE SCHOOLS to NCAA TOURNAMENT WINS (1)

Coach	1st School	2nd School	3rd School	4th School	5th School
Lon Kruger	Kansas State	Florida	Illinois	UNLV	Oklahoma

COACHES who LED FOUR SCHOOLS to NCAA TOURNAMENT WINS (3)

Coach	1st School	2nd School	3rd School	4th School
Steve Alford	Missouri State	Iowa	New Mexico	UCLA
Eddie Sutton	Creighton	Arkansas	Kentucky	Oklahoma State
Tubby Smith	Tulsa	Georgia	Kentucky	Minnesota

COACHES who LED THREE SCHOOLS to NCAA TOURNAMENT WINS (7)

Coach	1st School	2nd School	3rd School
Kelvin Sampson	Oklahoma	Indiana	Houston
Rick Barnes	Clemson	Texas	Tennessee
John Beilein	Richmond	West Virginia	Michigan
Lefty Driesell	Davidson	Maryland	Georgia State
Jim Harrick	Pepperdine	UCLA	Rhode Island
Rick Pitino	Providence	Kentucky	Louisville
Bill Self	Tulsa	Illinois	Kansas

YEARS BETWEEN FINAL FOUR APPEARANCES

Italics indicate first two Final Fours of respective head coach's career

Rk.	Yrs.	Coach	Year – School	Years – School
1.	36	Ray Meyer	1943 – DePaul	1979 – DePaul
2.	22	Lon Kruger	1994 – Florida	2016 – Oklahoma
t3.	19	Kelvin Sampson	2002 – Oklahoma	2021 – Houston
		Lou Henson	1980 – New Mexico State	1989 – Illinois
5.	18	Bob Huggins	1992 – Cincinnati	2010 – West Virginia
t6.	17	Jim Larranaga	2006 – George Mason	2023 – Miami (Fla.)
		Eddie Sutton	1978 – Arkansas	1995 – Oklahoma State
t8.	14	Guy V. Lewis	1968 – Houston	1982 – Houston
		Slats Gill	1949 – Oregon State	1963 – Oregon State
10.	13	Branch McCracken	1940 – Indiana	1953 – Indiana
t11.	12	John Calipari	1996 – UMass	2008 – Memphis
		Phog Allen	1940 – Kansas	1952 – Kansas
13.	11	Hugh Durham	1972 – Florida State	1983 – Georgia
t14.	10	Jim Boeheim	2003 – Syracuse	2013 – Syracuse
		Jerry Tarkanian	1977 – UNLV	1987 – UNLV
		Jack Gardner	1951 – Kansas State	1961 – Utah
t17.	9	Eddie Sutton	1995 – Oklahoma State	2004 – Oklahoma State
		Roy Williams	1993 – Kansas	2002 – Kansas
		Jim Boeheim	1987 – Syracuse	1996 – Syracuse
		Dean Smith	1982 – North Carolina	1991 – North Carolina
t21.	8	Rick Pitino	1997 – Kentucky	2005 – Louisville
		Lute Olson	1980 – Iowa	1988 – Arizona
		Adolph Rupp	1958 – Kentucky	1966 – Kentucky
		Bruce Drake	1938 – Oklahoma	1947 – Oklahoma

COACHES who LED FIVE SCHOOLS to NCAA TOURNAMENT (3)

Coach	1st School	2nd School	3rd School	4th School	5th School
Lon Kruger	Kansas State	Florida	Illinois	UNLV	Oklahoma
Rick Pitino	Boston Univ.	Providence	Kentucky	Louisville	Iona
Tubby Smith	Tulsa	Georgia	Kentucky	Minnesota	Texas Tech

COACHES who LED FOUR SCHOOLS to NCAA TOURNAMENT (12)

Coach	1st School	2nd School	3rd School	4th School
Kelvin Sampson	Washington State	Oklahoma	Indiana	Houston
Steve Alford	Missouri State	Iowa	New Mexico	UCLA
Rick Barnes	Providence	Clemson	Texas	Tennessee
John Beilein	Canisius	Richmond	West Virginia	Michigan
Lefty Driesell	Davidson	Maryland	James Madison	Georgia State
Cliff Ellis	South Alabama	Clemson	Auburn	Coastal Carolina
Larry Eustachy	Utah State	Iowa State	Southern Miss	Colorado State
Jim Harrick	Pepperdine	UCLA	Rhode Island	Georgia
Ben Howland	Northern Arizona	Pittsburgh	UCLA	Mississippi State
Fran McCaffery	Lehigh	UNC Greensboro	Siena	Iowa
Tom Penders	Rhode Island	Texas	George Washington	Houston
Eddie Sutton	Creighton	Arkansas	Kentucky	Oklahoma State

MOST VICTORIES
among ACTIVE NCAA DIVISION I COACHES
through Feb. 8, 2025

Rk.	Wins	Coach	School(s)	Years
1.	827	John Calipari	Arkansas, UMass, Memphis, Kentucky	1989 –
2.	826	Rick Barnes	George Mason, Providence, Clemson, Texas, Tennessee	1988 –
3.	811	Bill Self	Tulsa, Illinois, Kansas	1999 –
4.	783	Kelvin Sampson	Montana Tech, Washington State, Oklahoma, Indiana, Houston	1982 –
5.	771	Dana Altman	Marshall, Kansas State, Creighton, Oregon	1990 –
6.	752	Rick Pitino	Hawai'i, Boston, Providence, Kentucky, Louisville, Iona, St. John's	1975 –
7.	733	Mark Few	Gonzaga	2000 –
8.	726	Tom Izzo	Michigan State	1996 –
9.	709	Greg Kampe	Oakland	1985 –
10.	696	Steve Alford	Manchester, Missouri State, Iowa New Mexico, UCLA, Nevada	1992 –
11.	683	Bruce Pearl	Southern Indiana, Milwaukee, Tennessee, Auburn	1993 –
12.	636	Leonard Hamilton	Oklahoma State, Miami (Fla.), Florida State	1987 –
13.	623	Fran Dunphy	Penn, Temple, La Salle	1990 –
14.	623	Greg McDermott	Wayne State (Neb.), UNI, Iowa State, Creighton	1994 –
15.	589	Scott Nagy	South Dakota State, Wright State, Southern Illinois	1995 –
16.	570	Herb Sendek	Miami (Ohio), NC State, Arizona State, Santa Clara	1993 –
17.	554	Randy Bennett	Saint Mary's (Calif.)	2001 –
18.	544	Fran McCaffery	Lehigh, UNC Greensboro, Siena, Iowa	1985 –
19.	528	Ron Hunter	IUPUI, Georgia State, Tulane	1994 –



MOST NCAA DIVISION I 20-WIN SEASONS
among ACTIVE COACHES
through Feb. 8, 2025
* – total includes 2024-25 season

Rk.	No.	Coach	School(s)	Years
1.	28	John Calipari	Arkansas, UMass, Memphis, Kentucky	1989 –
2.	27	Bill Self	Tulsa, Illinois, Kansas	1999 –
3.	26	Dana Altman	Marshall, Kansas State, Creighton, Oregon	1990 –
t4.	25	Mark Few	Gonzaga	2000 –
t4.	* 25	Rick Pitino	Hawai'i, Boston, Providence, Kentucky, Louisville, Iona, St. John's	1975 –
t5.	* 25	Rick Barnes	George Mason, Providence, Clemson, Texas, Tennessee	1988 –
6.	24	Kelvin Sampson	Montana Tech, Washington State, Oklahoma, Indiana, Houston	1982 –
8.	23	Tom Izzo	Michigan State	1996 –
9.	18	Fran Dunphy	Penn, Temple, La Salle	1990 –

MOST GAMES
among ACTIVE NCAA DIVISION I COACHES
through Feb. 8, 2025

Rk.	No.	Coach	School(s)	Years
1.	1,261	Greg Kampe	Oakland	1985 –
2.	1,245	Rick Barnes	George Mason, Providence, Clemson, Tennessee	1988 –
3.	1,174	Dana Altman	Marshall, Kansas State, Creighton, Oregon	1990 –
4.	1,136	Kelvin Sampson	Montana Tech, Washington State, Oklahoma, Indiana, Houston	1982 –
5.	1,135	Leonard Hamilton	Oklahoma State, Miami (Fla.), Florida State	1987 –
6.	1,097	John Calapari	Arkansas, UMass, Memphis, Kentucky	1989 –
7.	1,066	Bill Self	Tulsa, Illinois, Kansas	1999 –
8.	1,063	Steve Alford	Manchester, Missouri State, Iowa New Mexico, UCLA, Nevada	1992 –
9.	1,058	Rick Pitino	Iona, Louisville, Kentucky, Providence, Boston, Hawai'i	1996 –
10.	1,025	Tom Izzo	Michigan State	1996 –
**	995	Fran Dunphy	Penn, Temple, La Salle	1990 –

MOST YEARS
among ACTIVE NCAA DIVISION I COACHES
includes 2024-25 season

Rk.	Years	Coach	School(s)	Years
1.	41	Greg Kampe	Oakland	1985 –
2.	38	Rick Barnes	George Mason, Providence, Clemson, Texas, Tennessee	1988 –
t3.	37	Rick Pitino	Hawai'i, Boston, Providence, Kentucky, Louisville, Iona	1975 –
t3.	37	Leonard Hamilton	Oklahoma State, Miami (Fla.), Florida State	1987 –
t5.	36	Kelvin Sampson	Montana Tech, Washington State, Oklahoma, Indiana, Houston	1982 –
t5.	36	Dana Altman	Marshall, Kansas State, Creighton, Oregon	1990 –
7.	34	Steve Alford	Manchester, Missouri State, Iowa New Mexico, UCLA, Nevada	1992 –
t8.	33	John Calipari	Arkansas, UMass, Memphis, Kentucky	1989 –
t8.	32	Fran Dunphy	Penn, Temple, La Salle	1990 –

MOST NCAA DIVISION I 30-WIN SEASONS
among ACTIVE COACHES
through Feb. 8, 2025

Rk.	No.	Coach	School(s)	Years
1.	11	Bill Self	Oral Roberts, Tulsa, Illinois, Kansas	1994 –
2.	10	John Calipari	Arkansas, UMass, Memphis, Kentucky	1989 –
3.	7	Mark Few	Gonzaga	2000 –
t4.	5	Kelvin Sampson	Montana Tech, Washington State, Oklahoma, Indiana, Houston	1982 –
t4.	5	Tom Izzo	Michigan State	1996 –
t4.	5	Sean Miller	Xavier, Arizona, Xavier	2005 –
t4.	5	Rick Pitino	Hawai'i, Boston, Providence, Kentucky, Louisville, Iona, St. John's	1976 –
8.	4	Tony Bennett	Washington State, Virginia	2006 –
9.	3	Rick Barnes	George Mason, Providence, Clemson, Texas, Tennessee	1988 –
t10.	2	Steve Alford	Manchester Missouri State, Iowa, New Mexico, UCLA, Nevada	1992 –
t10.	2	Dana Altman	Marshall, Kansas State, Creighton, Oregon	1990 –
t10.	2	Chris Beard	McMurry, Angelo State, Texas Tech, Texas, Mississippi	2013 –
t10.	2	Jamie Dixon	Pittsburgh, TCU	2004 –
t10.	2	Ben Jacobson	UNI	2006 –
t10.	2	Bruce Pearl	Southern Indiana, Milwaukee, Tennessee, Auburn	1993 –



#23 TERRANCE ARCEAUX

Guard

6-6 • 205 • r-Sophomore-2L (RS '23-24)

Beaumont, Texas (Beaumont United HS)

Integrated Studies

📷 **tarceneaux23** X **TArceneaux21**

CAREER HIGHS

Points

16, vs. Toledo (12/18/24)

Field Goals Made

7, vs. Toledo (12/18/24)

Field Goal Attempts

14, vs. Louisiana (11/13/24)

3-Point Field Goals Made

4, vs. BYU (1/4/25)

3-Point Field Goal Attempts

8, vs. Louisiana (11/13/24)

Free Throws Made

4, at Colorado (2/8/25)

4, vs. Butler (12/7/24)

4, vs. Louisiana (11/13/24)

Free Throw Attempts

6, vs. Montana (11/24/23)

6, vs. Oral Roberts (11/14/22)

Rebounds

10, vs. Jackson State (12/9/23)

Offensive Rebounds

6, vs. Jackson State (12/9/23)

Defensive Rebounds

7, vs. Toledo (12/18/24)

Assists

6, vs. Oklahoma State (2/4/25)

Steals

4, vs. Hofstra (11/22/24)

Blocked Shots

4, vs. Utah (1/2/25)

Minutes Played

35:22, vs. Memphis (3/12/23)

REDSHIRT SOPHOMORE (2024-25)

Scored 10 points on 4-of-6 shooting and grabbed three rebounds with two assists and two steals in charity exhibition win over #13/15 Texas A&M (10/27)... Made his season debut in season-opening win vs. Jackson State inside Fertitta Center... Finished with seven points and one rebound against the Tigers (11/4)... Led all players with 14 points and grabbed five rebounds with a pair of assists in home win over Louisiana (11/13)... Posted 12 points on 5-of-7 shooting and added three rebounds with a game-high four steals in home win over Hofstra (11/22)... Posted 13 points on 6-of-7 shooting and grabbed three rebounds with two steals against Notre Dame during second day of Players Era Festival inside MGM Grand Garden Arena in Las Vegas (11/27)... Scored 14 points on 5-of-9 shooting from field with 4-of-4 shooting from free throw line vs. Butler in Big 12-Big East Challenge (12/7)... Led all players with 16 points and nine

rebounds in home win over Toledo (12/18)... Posted 13 points on 5-of-9 shooting and grabbed five rebounds with three assists and three steals in home win over Texas A&M-Corpus Christi (12/21)... Finished with 15 points and grabbed six rebounds, including three offensive boards, in home win over BYU (1/4)... Did a little of everything in Houston's win over Utah in Fertitta Center... Posted 10 points with six rebounds and added three rebounds, three steals and four blocked shots against the Utes (1/22)... Finished with 10 points, five rebounds and a game-high six assists in home win over Oklahoma State (2/4)... Scored 15 points on 5-of-9 shooting and grabbed five rebounds with three blocked shots in road win at Colorado (2/8).

2024-25 GAME-by-GAME STATISTICS (19-4 • 11-1 Big 12)

Date	Opponent	GS	Min	FG-A	3FG-FGA	FT-FTA	OR-DR	Tot	PF	A	TO	Blk	Stl	Pts
11/4/24	JACKSON STATE		16:48	3-7	1-1	0-0	0-1	1	1	0	1	0	0	7
11/9/24	vs. #11/11Auburn		11:33	1-2	1-1	2-4	1-1	2	0	0	0	0	0	5
11/13/24	LOUISIANA		24:06	4-14	2-8	4-4	2-3	5	2	2	1	0	1	14
11/22/24	rv/- HOFSTRA		23:28	5-7	0-0	2-2	1-2	3	1	1	0	0	4	12
11/26/24	vs. #9/9 Alabama		20:52	2-3	0-0	1-2	1-2	3	2	1	1	0	2	5
11/27/24	vs. Notre Dame		22:46	6-7	1-2	0-0	1-2	3	0	2	0	0	1	13
11/30/24	vs. San Diego State		20:39	1-4	0-0	1-2	0-3	3	2	1	0	0	0	3
12/7/24	BUTLER		22:44	5-9	0-1	4-4	1-0	1	1	0	0	0	3	14
12/10/24	TROY		22:16	3-7	0-1	3-4	1-3	4	1	1	4	0	0	9
12/18/24	TOLEDO		27:05	7-12	1-2	1-2	2-7	9	2	1	0	0	1	16
12/21/24	TEXAS A&M-CORPUS CHRISTI *		23:40	5-9	3-6	0-0	2-3	5	1	3	0	0	3	13
12/30/24	* at Oklahoma State		17:28	0-3	0-3	0-0	0-2	2	2	0	3	0	0	0
1/4/25	* BYU		22:59	5-9	4-5	1-2	3-3	6	0	1	0	0	2	15
1/6/25	* TCU		23:05	1-4	0-2	0-0	0-1	1	1	0	1	0	2	2
1/11/25	* at Kansas State		17:13	3-6	2-3	0-0	0-3	3	0	1	0	0	2	8
1/15/25	* rv/#25 WEST VIRGINIA		25:37	2-5	2-4	0-0	1-3	4	2	2	2	1	0	6
1/18/25	* at UCF		10:09	0-3	0-1	0-1	1-0	1	1	0	0	1	0	0
1/21/25	* UTAH	*	33:04	4-10	0-3	2-2	2-4	6	0	3	1	4	3	10
1/25/25	* at #12/11 Kansas		15:07	1-3	1-3	0-0	1-2	3	1	0	0	0	0	3
1/29/25	* at rv/rv West Virginia		22:41	3-5	2-4	0-0	1-1	2	0	0	0	0	0	8
2/1/25	* #22/19 TEXAS TECH		31:04	4-8	1-2	0-0	2-0	2	4	1	0	0	2	9
2/4/25	* OKLAHOMA STATE	*	28:38	4-12	1-5	1-2	2-3	5	1	6	1	0	1	10
2/8/25	* at Colorado	*	30:58	5-9	1-2	4-4	2-3	5	3	0	2	3	1	15
2/10/25	* BAYLOR		---	---	---	---	---	---	---	---	---	---	---	---
2/15/25	* at Arizona		---	---	---	---	---	---	---	---	---	---	---	---
2/18/25	* at Arizona State		---	---	---	---	---	---	---	---	---	---	---	---
2/22/25	* IOWA STATE		---	---	---	---	---	---	---	---	---	---	---	---
2/24/25	* at Texas Tech		---	---	---	---	---	---	---	---	---	---	---	---
3/1/25	* CINCINNATI		---	---	---	---	---	---	---	---	---	---	---	---
3/13/25	* KANSAS		---	---	---	---	---	---	---	---	---	---	---	---
3/8/25	* at Baylor		---	---	---	---	---	---	---	---	---	---	---	---
TBA	TBA		---	---	---	---	---	---	---	---	---	---	---	---

CAREER STATISTICS

Year	W-L	GP-GS	MP	FG-FGA	Pct	3P-A	Pct	FT-FTA	Pct	Off-Def	Reb - Avg	PF-DQ	Ast	TO	Blk	Stl	Pts - Avg
2022-23	30-4	34-1	471	49-133	.368	17-68	.250	10-19	.526	30-54	84 - 2.5	36-0	19	19	5	22	125 - 3.7
2023-24	11-0	10-0	196	22-57	.386	6-21	.286	10-19	.526	23-27	50 - 5.0	13-0	8	4	5	10	60 - 6.0
2024-25	19-4	23-4	514	74-158	.468	23-59	.390	26-35	.743	27-52	79 - 3.4	28-0	26	17	9	28	197 - 8.6
Totals	60-8	68-5	1,187	145-348	.417	46-148	.311	46-73	.630	80-133	213 - 3.1	77-0	53	40	20	60	382 - 5.6


ARCENEUX's 2023-24 GAME-BY-GAME (11-0 • 0-0 Big 12)

Opponent	Date	GS	Min	FG-A	3FG-A	FT-A	Off-Def	Tot	PF	A	TO	Blk	Stl	Pts
ULM	11/6/23		19:25	2-6	0-3	1-2	1-3	4	1	1	0	0	3	5
TEXAS A&M-CORPUS CHRISTI	11/11/23		18:32	2-5	0-2	1-2	3-5	8	0	0	0	1	1	5
STETSON	11/13/23		21:35	3-5	1-2	3-3	1-1	2	0	1	0	1	3	10
vs. Towson	11/16/23		17:05	2-5	1-2	2-4	0-1	1	1	0	0	0	0	7
vs. Utah	11/17/23		26:13	3-6	1-3	1-2	2-2	4	2	2	0	1	0	8
vs. Dayton	11/19/23		15:12	2-4	1-1	0-0	3-0	3	1	1	0	0	0	5
MONTANA	11/24/23		19:10	1-8	0-2	2-6	3-6	9	1	1	0	0	1	4
at Xavier	12/1/23		13:21	1-3	0-0	0-0	0-0	0	3	0	0	1	1	2
RICE	12/6/23		23:14	3-9	0-2	0-0	4-5	9	2	1	1	1	0	6
JACKSON STATE	12/9/23		22:00	3-6	2-4	0-0	6-4	10	2	1	3	0	1	8
vs. rv/rv Texas A&M	12/16/23		5:36	0-0	0-0	0-0	0-0	0	0	0	0	1	0	0

Sat out for the remainder of the season with a foot injury

ARCENEUX's 2022-23 GAME-BY-GAME (30-4 • 15-1 American)

Opponent	Date	GS	Min	FG-A	3FG-A	FT-A	Off-Def	Tot	PF	A	TO	Blk	Stl	Pts
HOFSTRA	11/9/21	DNP – Coach's Decision												
NORTHERN COLORADO	11/7/22		16:56	3-5	1-3	0-0	2-2	4	0	0	1	0	2	7
vs. Saint Joseph's	11/11/22		10:40	1-5	0-3	1-2	0-3	3	2	0	0	0	0	3
ORAL ROBERTS	11/14/22		22:14	4-7	3-6	3-6	1-4	5	0	0	0	1	1	14
TEXAS SOUTHERN	11/16/22		15:18	2-5	1-4	1-1	3-2	5	0	0	0	0	1	6
at rv/rv Oregon	11/20/22		19:10	6-11	3-5	0-1	3-2	5	1	1	0	0	3	15
KENT STATE	11/26/22		17:46	0-2	0-1	0-0	0-6	6	1	1	0	0	0	0
NORFOLK STATE	11/29/22		23:43	3-8	1-4	0-0	0-3	3	2	0	1	1	0	7
vs. –/rv Saint Mary's (Calif.)	12/3/22		12:58	1-2	0-0	0-0	1-3	4	1	0	1	0	0	2
NORTH FLORIDA	12/6/22		22:10	1-6	0-2	0-0	1-5	6	0	1	1	0	1	2
#8/10 ALABAMA	12/10/22		8:11	0-1	0-1	0-0	0-1	1	0	0	1	0	0	0
NORTH CAROLINA A&T	12/13/22		17:52	1-6	1-6	0-0	1-1	2	4	3	4	0	2	3
at #2/2 Virginia	12/17/22	DNP – Coach's Decision												
McNEESE	12/21/22		17:08	3-6	1-3	0-0	1-3	4	1	2	1	0	0	7
* at Tulsa	12/28/22		12:59	4-5	1-2	0-0	0-3	3	0	1	0	0	2	9
* UCF	12/31/22	DNP – Coach's Decision												
* SMU	1/5/23		19:01	4-9	1-3	1-2	3-2	5	1	0	1	1	0	10
* at Cincinnati	1/8/23		13:51	2-2	0-0	0-0	1-0	1	0	1	0	1	1	4
* SOUTH FLORIDA	1/11/23		16:57	0-4	0-2	0-0	3-0	3	2	1	0	0	2	0
* at Tulane	1/17/23		3:44	0-1	0-0	0-0	0-0	0	0	1	0	0	0	0
* TEMPLE	1/22/23		3:27	0-1	0-0	0-0	0-0	0	1	0	0	0	0	0
* at UCF	1/25/23		11:49	1-3	0-1	0-0	0-0	0	0	0	1	0	0	2
* CINCINNATI	1/28/23		11:10	1-2	0-1	0-0	0-2	2	0	0	0	1	2	2
* at Wichita State	2/2/23		11:21	1-3	1-3	0-0	0-0	0	1	0	0	0	0	3
* at Temple	2/5/23		2:09	0-0	0-0	0-0	0-0	0	0	0	1	0	0	0
* TULSA	2/8/23		16:14	2-5	1-3	0-0	1-1	2	2	2	1	0	0	5
* at SMU	2/16/23	DNP – Injury												
* MEMPHIS	2/19/23		8:55	1-3	0-2	0-0	0-1	1	0	0	0	0	2	2
* TULANE	2/22/23		11:51	0-2	0-2	0-0	0-2	2	1	2	0	0	0	0
* at East Carolina	2/25/23		11:09	0-1	0-1	0-0	0-2	2	3	0	0	0	0	0
* WICHITA STATE	3/2/23		14:43	1-3	0-0	0-0	2-1	3	1	2	0	0	2	2
* at Memphis	3/5/23		1:44	1-1	0-0	0-1	0-0	0	2	0	1	0	0	2
vs. (9) East Carolina	3/10/23		14:17	1-5	1-2	0-0	0-1	1	1	0	1	0	0	3
vs. (4) Cincinnati	3/11/23		27:41	1-5	0-2	2-3	2-1	3	2	0	1	0	0	4
vs. (2) Memphis	3/12/23	*	35:22	3-10	1-4	2-3	3-0	3	3	1	2	0	0	9
vs. (16) Northern Kentucky	3/16/23		11:38	1-4	0-2	0-0	1-3	4	2	0	0	0	1	2
vs. (9) Auburn	3/18/23		4:45	0-0	0-0	0-0	1-0	1	1	0	0	0	0	0
vs. #16/15 (5) Miami (Fla.)	3/24/23		2:36	0-0	0-0	0-0	0-0	0	1	0	0	0	0	0



#4 L.J. CRYER

Guard

6-1 • 200 • Graduate-1L

Katy, Texas (Morton Ranch HS)

'24 UH graduate in Integrated Studies

Post-baccalaureate work in Health

📷 X Ijcryer

CAREER HIGHS

Points

30, vs. #9/9 Alabama (11/26/24)
30, vs. rv/#22 Creighton (3/19/23)

Field Goals Made

9, done seven times; Most recently
vs. #9/9 Alabama (11/26/24)
13, vs. rv/#22 Creighton (3/19/23)

Field Goal Attempts

26, vs. #9/9 Alabama (11/26/24)
22, vs. rv/#22 Creighton (3/19/23)

3-Point Field Goals Made

6, done four times; Most recently
vs. Troy (12/10/24)
8, vs. West Virginia (2/13/23)

3-Point Field Goal Attempts

13, vs. San Diego State (11/30/24)
12, vs. Norfolk State (11/11/22)

Free Throws Made

10, vs. #9/9 Alabama (11/26/24)
6, vs. #17/17 TCU (1/4/23)

Free Throw Attempts

10, vs. #9/9 Alabama (11/26/24)
7, at Texas Tech (1/17/23)

Rebounds

6, at Colorado (2/8/25)
5, at #10/10 Texas (1/30/23)
5, vs. Northwestern State (12/20/22)

Offensive Rebounds

3, at Colorado (2/8/25)
3, at #21/19 BYU (1/23/24)
2, at Oklahoma State (2/27/23)
2, at #14/16 Kansas State (2/21/23)

Defensive Rebounds

4, done four times; Most recently
at rv/rv TCU (1/13/24)
5, vs. Northwestern State (12/20/22)

Assists

4, done five times; Most recently
vs. (9) Texas A&M (3/24/24)
6, at #14/16 Kansas State (2/21/23)
6, vs. Central Arkansas (11/17/21)

Steals

4, at Oklahoma State (12/30/24)
4, vs. UCF (1/20/24)
4, vs. Norfolk State (11/11/22)

Blocked Shots

1, done five times; Most recently
vs. San Diego State (11/30/24)
1, vs. McNeese (1/23/22)
1, vs. Kansas State (1/25/22)

Minutes Played

48:00, at #12/11 Kansas (1/25/25)
40, at Oklahoma State (1/27/23)

Accomplished at Baylor

HONORS

• 1A FAR Academic Excellence Award

PRESEASON HONORS

- 2024-25 Blue Ribbon Yearbook Preseason All-America Fourth Team
- 2024-25 Jersey Mike's Naismith Trophy Player of the Year Watch List
- 2024-25 NABC Player of the Year Watch List
- 2024-25 Preseason All-Big 12 First Team

GRADUATE (2024-25)

Received 1A FAR Academic Excellence Award in December 2024... Presented to student-athletes who graduate with a cumulative GPA of 3.80 or above and have participated in at least two years of NCAA athletics at an FBS school... Led Houston with 18 points, thanks to six 3-pointers and added three assists with a steal in charity exhibition win vs. #13/15 Texas A&M (10/27)... Led all players with 16 points, thanks to

4-of-6 3-point shooting, and dished out three assists in season-opening win vs. Jackson State inside Fertitta Center (11/4)... Tied for team lead with 13 points and added two assists and a steal against #11/11 Auburn in Mattress Firm Battleground 2k24 inside Toyota Center (11/9)... Led all players with 30 points, thanks to 10-of-10 shooting from the free throw line, and three steals against #9/9 Alabama during first day of Players Era Festival inside MGM Grand Garden Arena in Las Vegas... Scored 21 points and led all players with five 3-pointers against San Diego State during Players Era Festival Third-Place Game (11/30)... Finished with a game-high 20 points and added four 3-pointers with three assists in win over Butler during Big 12-Big East Challenge (12/7)... Led all players with 22 points, thanks to 6-of-7 shooting from the arc, in home win over Troy (12/10)... Posted 17 points on 5-of-9 shooting from the field, including 5-of-7 from the arc, with three assists in home win over Texas A&M-Corpus Christi (12/21)... Finished with 18 points, thanks to 4-of-8 shooting from the arc, and led all players with four steals in road win at Oklahoma State (12/30)... Totaled 18 points, thanks to 5-of-10 shooting from the arc, and grabbed two rebounds with a pair of assists in home win over rv/#25 West Virginia (1/15)... Scored 13 points, thanks to 3-of-4 shooting from the arc, in home win over Utah (1/22)... Led all players with 17 points on 6-of-12 shooting and grabbed three rebounds with three assists in road win at rv/rv West Virginia (1/29)... Led Houston with 22 points and three 3-pointers against #22/19 Texas Tech (2/1)... Led all players with 18 points and four 3-pointers and grabbed three rebounds in home win over Oklahoma State (2/4)... Posted 15 points and six rebounds with three treys in road win at Colorado (2/8).

2024-25 GAME-by-GAME STATISTICS (19-4 • 11-1 Big 12)

Date	Opponent	GS	Min	FG-A	3FG-FGA	FT-FTA	OR-DR	Tot	PF	A	TO	Blk	Stl	Pts
11/4/24	JACKSON STATE	*	18:50	4-8	4-6	4-4	0-1	1	0	3	0	0	0	16
11/9/24	vs. #11/11 Auburn	*	27:37	5-14	1-4	2-3	0-0	0	4	2	1	0	1	13
11/13/24	LOUISIANA	*	16:19	3-6	2-3	0-0	0-2	2	0	1	2	0	1	8
11/22/24	rv/- HOFSTRA	*	26:55	3-10	2-8	0-0	0-3	3	1	3	0	0	3	8
11/26/24	vs. #9/9 Alabama	*	42:16	9-26	2-8	10-10	0-0	0	1	2	1	0	3	30
11/27/24	vs. Notre Dame	*	36:44	2-11	0-6	2-2	0-2	2	1	1	1	0	1	6
11/30/24	vs. San Diego State	*	37:48	7-15	5-13	2-2	0-2	2	3	2	3	1	0	21
12/7/24	BUTLER	*	35:45	7-14	4-7	2-2	0-1	1	1	3	3	0	0	20
12/10/24	TROY	*	32:00	8-11	6-7	0-0	0-2	2	0	0	0	1	2	22
12/18/24	TOLEDO	*	26:45	1-8	0-6	0-0	0-4	4	0	2	0	0	0	2
12/21/24	TEXAS A&M-CORPUS CHRISTI	*	28:43	5-9	5-7	2-2	0-0	0	0	3	1	0	0	17
12/30/24	* at Oklahoma State	*	33:48	6-15	4-8	2-2	0-2	2	1	0	2	0	4	18
1/4/25	* BYU	*	27:11	3-11	3-9	0-0	0-0	0	0	2	1	0	1	9
1/6/25	* TCU	*	25:18	4-9	2-5	0-0	1-1	2	3	3	0	0	1	10
1/11/25	* at Kansas State	*	30:47	3-8	1-3	4-4	0-1	1	0	2	0	0	0	11
1/15/25	* rv/#25 WEST VIRGINIA	*	28:15	5-12	5-10	3-4	1-1	2	2	2	0	0	0	18
1/18/25	* at UCF	*	35:41	2-13	2-7	0-0	1-3	4	1	1	1	0	0	6
1/21/25	* UTAH	*	23:14	4-7	3-4	2-2	0-1	1	0	1	0	0	0	13
1/25/25	* at #12/11 Kansas	*	48:00	2-12	1-8	4-6	0-3	3	4	3	2	0	0	9
1/29/25	* at rv/rv West Virginia	*	35:07	6-12	2-4	3-3	0-3	3	2	3	2	0	1	17
2/1/25	* #22/19 TEXAS TECH	*	44:00	7-14	3-6	5-6	0-4	4	2	2	1	0	0	22
2/4/25	* OKLAHOMA STATE	*	38:36	6-15	4-11	2-2	0-3	3	1	0	2	0	0	18
2/8/25	* at Colorado	*	31:43	6-17	3-9	0-0	3-3	6	3	1	3	0	1	15
2/10/25	* BAYLOR	---	---	---	---	---	---	---	---	---	---	---	---	---
2/15/25	* at Arizona	---	---	---	---	---	---	---	---	---	---	---	---	---
2/18/25	* at Arizona State	---	---	---	---	---	---	---	---	---	---	---	---	---
2/22/25	* IOWA STATE	---	---	---	---	---	---	---	---	---	---	---	---	---
2/24/25	* at Texas Tech	---	---	---	---	---	---	---	---	---	---	---	---	---
3/1/25	* CINCINNATI	---	---	---	---	---	---	---	---	---	---	---	---	---
3/13/25	* KANSAS	---	---	---	---	---	---	---	---	---	---	---	---	---
3/8/25	* at Baylor	---	---	---	---	---	---	---	---	---	---	---	---	---
TBA	TBA	---	---	---	---	---	---	---	---	---	---	---	---	---

CAREER STATISTICS

Year	W-L	GP-GS	MP	FG-FGA	Pct	3P-A	Pct	FT-FTA	Pct	Off-Def	Reb - Avg	PF-DQ	Ast	TO	Blk	Stl	Pts - Avg
2020-21 (at BU)	19-1	20-0	197	21-55	.382	16-44	.364	9-14	.643	3-8	11 - 0.6	7-0	15	9	0	10	67 - 3.4
2021-22 (at BU)	16-3	19-3	491	88-185	.476	52-111	.468	28-36	.778	2-27	29 - 1.5	25-0	32	33	1	15	256 - 13.5
2022-23 (at BU)	21-10	31-31	1,000	163-360	.453	80-193	.415	59-66	.894	7-57	64 - 2.1	44-0	63	48	1	15	465 - 15.0
2023-24	32-5	37-37	1,187	200-487	.411	112-289	.388	61-70	.871	24-64	88 - 2.4	63-2	70	35	4	39	573 - 15.5
2024-25	19-4	23-23	731	108-277	.390	64-159	.403	49-54	.907	6-42	48 - 2.1	30-0	42	26	2	19	329 - 14.3
UH Totals	51-9	60-60	1,918	308-764	.403	176-448	.393	110-124	.887	30-106	136 - 2.3	93-2	112	61	6	58	902 - 15.0
BU Totals	56-14	70-34	1,688	272-600	.453	148-348	.425	96-116	.828	12-92	104 - 1.5	76-0	110	90	2	30	788 - 11.3
Totals	107-23	130-94	3,609	580-1,364	.425	324-796	.407	206-240	.858	42-198	240 - 1.8	169-2	222	152	8	98	1,690 - 13.0

2 NCAA National Championship Game Appearances • 6 NCAA Final Four Appearances • 25 NCAA Tournaments • 20 Conference Championships • 2 NBA Draft No. 1 Overall Picks • 12 NBA Draft First-Round Selections



#5 Ja'VIER FRANCIS

Center

6-8 • 235 • Senior-3L

New Orleans, La. (Montverde Academy [Fla.])

Health Promotions

@lahjay11 X theJayfrancis10

16 points and 10 rebounds, including seven offensive boards, in road win at UCF... Buried 5-of-6 shots from the field and all six free throw attempts against the Knights (1/18).

CAREER HIGHS

Points

23, vs. McNeese (12/21/22)

Field Goals Made

9, vs. McNeese (12/21/22)

Field Goal Attempts

10, vs. North Carolina A&T (12/13/22)

3-Point Field Goals Made

None

3-Point Field Goal Attempts

None

Free Throws Made

6, at UCF (1/18/25)

Free Throw Attempts

10, vs. McNeese (12/21/22)

Rebounds

15, vs. North Carolina A&T (12/13/22)

Offensive Rebounds

7, at UCF (1/18/25)

7, vs. McNeese (12/21/22)

7, vs. North Carolina A&T (12/13/22)

Defensive Rebounds

8, vs. North Carolina A&T (12/13/22)

Assists

1, done 19 times; Most recently vs. Utah (1/22/25)

Steals

3, vs. (16) Longwood (3/22/24)

3, vs. Cincinnati (2/27/24)

3, vs. South Florida (1/11/23)

Blocked Shots

5, vs. Texas A&M-Corpus Christi (11/11/23)

Minutes Played

27:57, vs. North Carolina A&T (12/13/22)

SENIOR (2024-25)

Returned to starting lineup against #11/11 Auburn in Mattress Firm Battleground 2k24 inside Toyota Center... Finished with four points and a rebound against the Tigers (11/9)... Led all player with three blocks and added nine points with four rebounds in home win over Louisiana (11/13)... Blocked four shots in home win over Texas A&M-Corpus Christi (12/21)... Scored nine points with five rebounds, including three offensive boards, and a game-high three blocked shots in home win over BYU (1/4)... Grabbed five rebounds and tied for game-high honors with four offensive boards in home win over TCU (1/6)... Scored 11 points and grabbed nine rebounds, including six offensive boards, in road win at Kansas State (1/11)... Posted his first double-double of the season with

2024-25 GAME-by-GAME STATISTICS (17-4 • 10-1 Big 12)

Date	Opponent	GS	Min	FG-A	3FG-FGA	FT-FTA	OR-DR	Tot	PF	A	TO	Blk	Stl	Pts
11/4/24	JACKSON STATE	DNP – Injury												
11/9/24	vs. #11/11 Auburn	*	8:53	1-1	0-0	2-2	0-1	1	2	0	1	0	0	4
11/13/24	LOUISIANA	*	12:37	3-5	0-0	3-4	2-2	4	1	0	0	3	0	9
11/22/24	rv/– HOFSTRA	*	14:45	2-5	0-0	0-0	2-1	3	0	0	0	1	1	4
11/26/24	vs. #9/9 Alabama	*	12:18	0-1	0-0	2-3	1-1	2	4	0	2	0	2	2
11/27/24	vs. Notre Dame	*	10:37	2-3	0-0	0-0	0-2	2	3	0	0	1	0	4
11/30/24	vs. San Diego State	*	20:04	2-5	0-0	1-3	3-3	6	2	1	0	1	0	5
12/7/24	BUTLER		13:46	1-2	0-0	0-0	1-3	4	3	0	1	1	0	2
12/10/24	TROY		18:43	1-2	0-1	0-1	1-3	4	0	1	2	1	0	2
12/18/24	TOLEDO		12:46	1-2	0-0	1-2	1-4	5	4	0	3	0	0	3
12/21/24	TEXAS A&M-CORPUS CHRISTI		18:31	3-5	0-0	3-4	0-0	0	3	0	2	4	2	9
12/30/24	* at Oklahoma State		19:25	1-4	0-0	0-0	0-5	5	2	0	2	1	0	2
1/4/25	* BYU		19:01	4-6	0-0	1-2	3-2	5	2	0	1	3	1	9
1/6/25	* TCU		16:28	1-3	0-0	2-2	4-1	5	1	1	0	0	0	4
1/11/25	* at Kansas State		14:29	5-9	0-0	1-3	6-3	9	3	0	0	1	1	11
1/15/25	* rv/#25 WEST VIRGINIA		14:50	1-2	0-0	0-0	2-2	4	2	0	0	0	1	2
1/18/25	* at UCF		24:38	5-6	0-0	6-6	7-3	10	2	0	1	1	0	16
1/21/25	* UTAH		16:56	3-4	0-0	0-0	1-1	2	1	1	1	1	2	6
1/25/25	* at #12/11 Kansas		14:26	2-3	0-0	0-1	1-1	2	2	0	0	0	1	4
1/29/25	* at rv/rv West Virginia		11:28	3-3	0-0	0-0	2-3	5	0	0	1	0	1	6
2/1/25	* #22/19 TEXAS TECH		12:38	2-2	0-0	3-4	2-1	3	4	0	1	1	0	7
2/4/25	* OKLAHOMA STATE	DNP – Injury												
2/8/25	* at Colorado		3:47	0-0	0-0	0-0	1-1	2	4	0	0	0	0	0
2/10/25	* BAYLOR		---	---	---	---	---	---	---	---	---	---	---	---
2/15/25	* at Arizona		---	---	---	---	---	---	---	---	---	---	---	---
2/18/25	* at Arizona State		---	---	---	---	---	---	---	---	---	---	---	---
2/22/25	* IOWA STATE		---	---	---	---	---	---	---	---	---	---	---	---
2/24/25	* at Texas Tech		---	---	---	---	---	---	---	---	---	---	---	---
3/1/25	* CINCINNATI		---	---	---	---	---	---	---	---	---	---	---	---
3/13/25	* KANSAS		---	---	---	---	---	---	---	---	---	---	---	---
3/8/25	* at Baylor		---	---	---	---	---	---	---	---	---	---	---	---
TBA	TBA		---	---	---	---	---	---	---	---	---	---	---	---

CAREER STATISTICS

Year	W-L	GP-GS	MP	FG-FGA	Pct	3P-A	Pct	FT-FTA	Pct	Off-Def	Reb – Avg	PF-DQ	Ast	TO	Blk	Stl	Pts – Avg
2021-22	17-1	18-0	73	9-14	.643	0-0	.000	3-9	.333	5-11	16 – 0.9	5-0	0	6	11	1	21 – 1.2
2022-23	32-3	35-1	362	62-87	.713	0-0	.000	26-44	.591	50-72	122 – 3.5	56-0	6	10	39	12	150 – 4.3
2023-24	32-5	37-37	765	93-144	.646	0-0	.000	37-70	.529	83-109	192 – 5.2	99-5	9	29	59	34	223 – 6.0
2024-25	18-4	21-6	311	43-73	.589	0-1	.000	25-37	.676	40-43	83 – 4.0	45-0	4	18	21	12	111 – 5.3
Totals	98-13	111-44	1,511	207-318	.651	0-1	.000	91-160	.569	178-235	413 – 3.7	205-5	19	63	130	59	505 – 4.5

FRANCIS' 2023-24 GAME-by-GAME (32-5 • 15-3 Big 12)

Opponent	GS	Min	FG-A	3FG-A	FT-A	O-D-T	PF	A	TO	Blk	Stl	Pts
ULM	*	17:44	3-3	0-0	3-4	2-2-4	3	0	1	1	2	9
TEXAS MICHIGAN	*	20:14	5-7	0-0	3-4	1-3-4	1	0	0	5	2	13
STETSON	*	18:27	2-4	0-0	2-4	3-4-7	2	0	0	0	2	6
vs. Towson	*	23:29	5-6	0-0	0-0	1-2-3	3	1	1	0	0	10
vs. Utah	*	14:53	0-0	0-0	1-2	1-2-3	3	0	2	1	1	1
vs. Dayton	*	21:15	1-4	0-0	0-0	5-4-9	3	0	0	1	0	2
MONTANA	*	15:11	0-0	0-0	2-4	1-4-5	1	0	1	1	0	2
at Xavier	*	22:54	0-2	0-0	0-3	2-5-7	4	1	3	3	0	0
RICE	*	18:31	4-8	0-0	2-4	2-0-2	1	0	1	1	2	10
JACKSON STATE	*	13:51	1-1	0-0	2-2	1-4-5	2	0	1	0	0	4
vs. rv/rv Texas A&M	*	16:38	2-5	0-0	1-1	2-3-5	4	0	1	3	0	5
TEXAS STATE	*	22:08	5-5	0-0	3-7	2-3-5	2	0	0	2	1	13
PENN	*	19:44	3-8	0-0	0-0	5-4-9	2	0	2	2	1	6
* WEST VIRGINIA	*	17:14	6-8	0-0	1-1	2-3-5	2	0	1	2	0	13
* at rv/rv Iowa State	*	21:23	1-3	0-0	1-2	2-4-6	3	0	0	1	2	3
* at rv/rv TCU	*	21:06	1-1	0-0	0-0	3-3-6	2	0	0	2	0	2
* #25/25 TEXAS TECH	*	24:52	3-7	0-0	0-0	2-4-6	1	0	0	2	1	6
* UCF	*	22:37	4-4	0-0	2-2	3-3-6	2	0	0	3	0	10
* at #21/19 BYU	*	26:53	3-4	0-0	0-0	1-3-4	0	0	1	1	0	6
* rv/rv KANSAS STATE	*	19:47	0-0	0-0	2-4	3-5-8	2	1	0	1	2	2
* at rv/rv Texas	*	25:38	1-2	0-0	2-2	2-6-8	5	1	0	1	0	4
* at #8/9 Kansas	*	3:55	1-1	0-0	0-0	0-0-0	1	0	0	0	0	2
* OKLAHOMA STATE	*	21:06	4-6	0-0	0-0	2-4-6	4	0	0	0	2	8
* at Cincinnati	*	18:05	2-3	0-0	1-2	4-2-6	4	0	0	1	0	5
* rv/rv TEXAS	*	24:55	3-6	0-0	1-2	4-2-6	3	0	2	2	1	7
* #6/6 IOWA STATE	*	26:49	2-3	0-0	0-4	2-5-7	2	1	1	1	1	4
* at #11/11 Baylor	*	21:44	4-5	0-0	0-0	1-1-2	4	0	0	2	1	8
* CINCINNATI	*	25:53	3-3	0-0	0-2	2-3-5	3	0	2	3	3	6
* at rv/rv Oklahoma	*	12:16	0-1	0-0	1-2	0-1-1	5	0	0	1	1	1
* at UCF	*	26:39	4-6	0-0	2-2	6-2-8	2	0	2	2	1	10
* #14/15 KANSAS	*	9:58	4-4	0-0	0-0	0-0-0	5	0	0	0	2	8
vs. (8) TCU	*	23:55	2-4	0-0	0-0	3-6-9	2	1	2	2	0	4
vs. #25/23 (4) Texas Tech	*	29:09	5-6	0-0	2-2	4-5-9	3	0	1	3	2	12
vs. #7/8 (2) Iowa State	*	18:59	3-4	0-0	0-0	3-1-4	5	0	1	1	0	6
vs. (16) Longwood	*	23:58	3-3	0-0	2-4	1-3-4	2	2	0	2	3	8
vs. (9) Texas A&M	*	18:52	0-1	0-0	0-0	0-0-0	5	0	1	4	1	0
vs. (4) Duke	*	34:37	3-6	0-0	1-4	5-3-8	1	1	2	2	0	7

FRANCIS' 2021-22 GAME-BY-GAME (17-1 • 7-1 American)

Opponent	GS	Min	FG-A	3FG-A	FT-A	O-D-T	PF	A	TO	Blk	Stl	Pts
HOFSTRA	DNP – Coach's Decision											
RICE	10:03	0-1	0-0	0-1	1-2-3	0	0	1	1	0	0	0
rv/#25 VIRGINIA	1:24	0-0	0-0	0-0	0-0-0	0	0	0	0	0	0	0
vs. Butler	3:20	0-1	0-0	0-0	0-0-0	0	0	0	0	0	0	0
vs. Wisconsin	DNP – Coach's Decision											
vs. rv/#23 Oregon	5:44	2-2	0-0	0-0	0-1-1	0	0	0	1	0	4	4
NORTHWESTERN STATE	10:03	1-1	0-0	0-0	1-3-4	1	0	1	1	0	2	2
BRYANT	DNP – Injury											
ALCORN STATE	5:10	1-1	0-0	0-0	1-0-1	0	0	0	1	0	2	2
at #9/9 Alabama	DNP – Coach's Decision											
LOUISIANA	DNP – Coach's Decision											
vs. Oklahoma State	DNP – Coach's Decision											
TEXAS STATE	5:58	2-3	0-0	0-1	0-0-0	0	0	1	1	1	4	4
* CINCINNATI	Postponed											
* at Temple	DNP – Coach's Decision											
* at South Florida	00:52	0-0	0-0	0-0	0-0-0	0	0	0	0	0	0	0
* WICHITA STATE	DNP – Coach's Decision											
* at Tulsa	DNP – Coach's Decision											
* SOUTH FLORIDA	3:04	1-1	0-0	0-0	0-1-1	0	0	1	1	0	2	2
* EAST CAROLINA	10:31	0-1	0-0	2-5	2-0-2	2	0	1	4	0	2	2
* at UCF	DNP – Coach's Decision											
* TULANE	DNP – Coach's Decision											
* at Cincinnati	2:11	0-0	0-0	0-0	0-1-1	0	0	0	0	0	0	0
* at SMU	DNP – Coach's Decision											
* MEMPHIS	DNP – Coach's Decision											
* UCF	DNP – Coach's Decision											
* at Wichita State	DNP – Coach's Decision											
* at Tulane	1:02	2-2	0-0	0-0	0-1-1	0	0	0	0	0	4	4
* rv/rv SMU	1:40	0-0	0-0	0-0	0-0-0	1	0	1	0	0	0	0
* CINCINNATI	DNP – Coach's Decision											
* TEMPLE	1:53	0-0	0-0	0-0	0-0-0	1	0	0	1	0	0	0
* at Memphis	4:20	0-1	0-0	0-0	0-1-1	0	0	0	0	0	0	0
vs. Cincinnati	0:40	0-0	0-0	0-0	0-1-1	0	0	0	0	0	0	0
vs. Tulane	4:34	0-0	0-0	1-2	0-0-0	0	0	0	0	0	1	1
vs. Memphis	DNP – Coach's Decision											
vs. UAB	0:41	0-0	0-0	0-0	0-0-0	0	0	0	0	0	0	0
vs. #19/16 Illinois	DNP – Coach's Decision											
vs. #2/2 Arizona	DNP – Coach's Decision											
vs. #6/5 Villanova	DNP – Coach's Decision											

FRANCIS' 2022-23 GAME-BY-GAME (32-3 • 17-1 American)

Opponent	GS	Min	FG-A	3FG-A	FT-A	O-D-T	PF	A	TO	Blk	Stl	Pts
NORTHERN COLORADO	15:28	1-4	0-0	0-0	1-2-3	4	0	0	3	0	2	2
vs. Saint Joseph's	5:42	0-0	0-0	0-0	0-0-0	1	0	0	3	0	0	0
ORAL ROBERTS	16:32	5-7	0-0	1-4	4-7-11	4	0	0	2	2	11	11
TEXAS SOUTHERN	15:06	3-5	0-0	1-2	3-3-6	1	0	1	2	0	7	7
at rv/rv Oregon	7:17	0-1	0-0	0-0	0-0-0	1	0	0	0	0	0	0
KENT STATE	7:52	1-1	0-0	1-2	3-1-4	1	0	2	0	0	3	3
NORFOLK STATE	16:30	5-5	0-0	1-2	4-4-8	0	0	1	3	2	11	11
vs. –/rv Saint Mary's (Calif.)	2:16	0-0	0-0	0-0	0-0-0	1	0	0	1	0	0	0
NORTH FLORIDA	19:08	7-9	0-0	0-0	2-2-4	2	0	2	4	1	14	14
#8/10 ALABAMA	1:51	1-2	0-0	0-0	0-0-0	2	0	0	0	0	2	2
NORTH CAROLINA A&T	27:57	7-10	0-0	3-4	7-8-15	2	0	0	3	0	17	17
at #2/2 Virginia	3:38	1-1	0-0	1-1	0-0-0	1	0	0	0	0	3	3
MCNEESE	25:25	9-9	0-0	5-10	7-6-13	1	0	0	1	1	23	23
* at Tulsa	14:04	1-1	0-0	2-2	1-3-4	2	1	1	4	0	4	4
* UCF	19:38	3-5	0-0	3-4	2-5-7	4	1	1	1	2	9	9
* SMU	20:48	4-4	0-0	0-0	4-3-7	2	0	1	2	0	8	8
* at Cincinnati	10:33	1-2	0-0	0-0	0-1-1	4	1	0	2	0	2	2
* SOUTH FLORIDA	21:26	2-4	0-0	2-2	2-4-6	3	0	0	3	3	6	6
* at Tulane	9:08	2-2	0-0	0-1	0-3-3	0	0	0	0	0	4	4
* TEMPLE	6:07	1-1	0-0	0-0	0-2-2	0	0	0	0	0	2	2
* at UCF	8:52	0-1	0-0	0-0	2-1-3	1	0	0	1	0	0	0
* CINCINNATI	6:04	1-1	0-0	0-0	0-1-1	0	0	0	0	0	2	2
* at Wichita State	7:48	0-0	0-0	0-0	0-1-1	2	0	0	0	0	0	0
* at Temple	5:38	0-2	0-0	0-0	2-1-3	0	0	0	2	1	0	0
* TULSA	14:46	3-5	0-0	0-0	3-3-6	1	0	1	0	0	6	6
* at SMU	6:43	1-1	0-0	1-2	0-1-1	2	0	0	0	0	3	3
* MEMPHIS	3:37	1-1	0-0	2-3	0-0-0	0	0	0	1	0	4	4
* TULANE	5:25	0-0	0-0	0-0	0-3-3	1	1	0	0	0	0	0
* at East Carolina	12:18	1-2	0-0	1-2	2-4-6	3	1	0	0	0	3	3
* WICHITA STATE	5:42	0-0	0-0	2-2	1-0-1	2	1	0	0	0	2	2
* at Memphis	1:36	0-0	0-0	0-0	0-0-0	2	0	0	1	0	0	0
vs. (9) East Carolina	5:36	0-0	0-0	0-0	0-0-0	3	0	0	0	0	0	0
vs. (4) Cincinnati	8:32	1-1	0-0	0-1	0-3-3	1	0	0	0	0	2	2
vs. (2) Memphis	DNP – Coach's Decision											
vs. (16) Northern Kentucky	DNP – Coach's Decision											
vs. (9) Auburn	1:10	0-0	0-0	0-0	0-0-2	0	0	0	0	0	0	0
vs. #16/15 (5) Miami (Fla.)	1:30	0-0	0-0	0-0	0-0-0	1	0	0	0	0	0	0



#0 KORDELIUS JEFFERSON

Guard

6-3 • 200 • r-Freshman-RS (RS '23-24)

Bogue Chitto, Miss.

James Martin HS [Arlington, Texas]

Undeclared Major

korrdel

CAREER HIGHS

Points

4, vs. Jackson State (11/4/24)

Field Goals Made

2, vs. Jackson State (11/4/24)

Field Goal Attempts

3, vs. BYU (1/4/25)

3, vs. Jackson State (11/4/24)

3-Point Field Goals Made

1, vs. BYU (1/4/25)

3-Point Field Goal Attempts

3, vs. BYU (1/4/25)

Free Throws Made

None

Free Throw Attempts

None

Rebounds

2, vs. Jackson State (11/4/24)

Offensive Rebounds

None

Defensive Rebounds

2, vs. Jackson State (11/4/24)

Assists

None

Steals

1, vs. Utah (1/22/25)

Blocked Shots

1, vs. Hofstra (11/22/24)

Minutes Played

7:55, vs. Utah (1/22/25)

REDSHIRT FRESHMAN (2024-25)

Scored three points with two assists and two rebounds in charity exhibition win vs. #13/15 Texas A&M (10/27)... Made his collegiate regular-season debut in home win vs. Jackson State... Finished with four points and two rebounds against the Tigers (11/4).

2024-25 GAME-BY-GAME STATISTICS (11-0 • 4-0 Big 12)

Date	Opponent	GS	Min	FG-A	3FG-FGA	FT-FTA	OR-DR	Tot	PF	A	TO	Blk	Stl	Pts
11/4/24	JACKSON STATE		5:37	2-3	0-1	0-0	0-2	2	2	0	0	0	0	4
11/9/24	vs. #11/11 Auburn	DNP – Coach's Decision												
11/13/24	LOUISIANA		7:26	0-2	0-1	0-0	0-0	0	0	0	0	0	0	0
11/22/24	rv/- HOFSTRA		3:25	0-1	0-1	0-0	0-0	0	0	0	1	1	0	0
11/26/24	vs. #9/9 Alabama	DNP – Coach's Decision												
11/27/24	vs. Notre Dame	DNP – Coach's Decision												
11/30/24	vs. San Diego State	DNP – Coach's Decision												
12/7/24	BUTLER		1:43	1-1	0-0	0-0	0-0	0	0	0	0	0	0	2
12/10/24	TROY		2:20	0-1	0-1	0-0	0-0	2	0	0	0	0	0	0
12/18/24	TOLEDO		3:38	0-0	0-0	0-0	0-0	0	0	0	0	0	0	0
12/21/24	TEXAS A&M-CORPUS CHRISTI		6:21	0-1	0-1	0-0	0-0	0	1	0	0	0	0	0
12/30/24	* at Oklahoma State		1:16	0-0	0-0	0-0	0-0	0	0	0	0	0	0	0
1/4/25	* BYU		4:12	1-3	1-3	0-0	0-0	0	0	0	1	0	0	3
1/6/25	* TCU	DNP – Illness												
1/11/25	* at Kansas State		3:16	1-1	0-0	0-0	0-0	0	1	0	1	0	0	2
1/15/25	* rv/#25 WEST VIRGINIA	DNP – Coach's Decision												
1/18/25	* at UCF	DNP – Coach's Decision												
1/21/25	* UTAH		7:55	0-2	0-2	0-0	0-0	0	1	0	0	0	1	0
1/25/25	* at #12/11 Kansas	DNP – Coach's Decision												
1/29/25	* at rv/rv West Virginia	DNP – Coach's Decision												
2/1/25	* #22/19 TEXAS TECH	DNP – Coach's Decision												
2/4/25	* OKLAHOMA STATE	DNP – Coach's Decision												
2/8/25	* at Colorado	DNP – Coach's Decision												
2/10/25	* BAYLOR		--	--	--	--	--	--	--	--	--	--	--	--
2/15/25	* at Arizona		--	--	--	--	--	--	--	--	--	--	--	--
2/18/25	* at Arizona State		--	--	--	--	--	--	--	--	--	--	--	--
2/22/25	* IOWA STATE		--	--	--	--	--	--	--	--	--	--	--	--
2/24/25	* at Texas Tech		--	--	--	--	--	--	--	--	--	--	--	--
3/1/25	* CINCINNATI		--	--	--	--	--	--	--	--	--	--	--	--
3/13/25	* KANSAS		--	--	--	--	--	--	--	--	--	--	--	--
3/8/25	* at Baylor		--	--	--	--	--	--	--	--	--	--	--	--
TBA	TBA		--	--	--	--	--	--	--	--	--	--	--	--

CAREER STATISTICS

Year	W-L	GP-GS	MP	FG-FGA	Pct	3P-A	Pct	FT-FTA	Pct	Off-Def	Reb – Avg	PF-DQ	Ast	TO	Blk	Stl	Pts – Avg
2023-24	0-0																
2024-25	11-0	11-0	47	5-15	.333	1-10	.100	0-0	.000	0-2	2 – 0.2	7-0	0	3	1	1	11 – 1.0
Totals	11-0	11-0	47	5-15	.333	1-10	.100	0-0	.000	0-2	2 – 0.2	7-0	0	3	1	1	11 – 1.0



#2 CEDRIC LATH

Center

6-9 • 260 • r-Sophomore-1L (RS' 22-23)

Abidjan, Ivory Coast (Balboa School [San Diego])

Undeclared Major

ced_lath X AguyCedric

(12/18)... Snared two rebounds in road win at Kansas State (1/11)...
Posted five rebounds, including four offensive boards, and blocked two shots in home win over Utah (1/22).

CAREER HIGHS

Points

4, vs. Jackson State (11/4/24)

Field Goals Made

2, vs. Jackson State (11/4/24)

Field Goal Attempts

3, vs. Hofstra (11/22/24)
3, vs. Louisiana (11/13/24)
3, vs. Jackson State (11/4/24)

3-Point Field Goals Made

None

3-Point Field Goal Attempts

None

Free Throws Made

1, vs. Utah (1/22/25)
1, vs. Texas A&M-Corpus Christi (12/21/24)
1, vs. Penn (12/30/23)

Free Throw Attempts

4, vs. Utah (1/22/25)

Rebounds

6, vs. #7/8 (2) Iowa State (3/16/24)

Offensive Rebounds

4, vs. Utah (1/22/25)

Defensive Rebounds

3, vs. #7/8 (2) Iowa State (3/16/24)

Assists

1, vs. Louisiana (11/13/24)

Steals

1, vs. Jackson State (11/4/24)
1, vs. #14/15 Kansas (3/9/24)

Blocked Shots

3, vs. (16) Longwood (3/24/24)

Minutes Played

21:01, vs. #7/8 (2) Iowa State (3/16/24)

REDSHIRT SOPHOMORE (2024-25)

Blocked a shot in charity exhibition win vs. #13/15 Texas A&M (10/27)...
Finished with four points on 2-of-3 shooting and added three offensive rebounds with a steal in season-opening win over Jackson State inside Fertitta Center (11/4)... Grabbed five rebounds, including three offensive, and scored two points with an assist in home win over Louisiana (11/13)...
Scored two points and blocked a shot in home win over Hofstra (11/22)...
Grabbed a team-high three offensive rebounds in home win over Toledo

2024-25 GAME-by-GAME STATISTICS (15-1 • 7-0 Big 12)

Date	Opponent	GS	Min	FG-A	3FG-FGA	FT-FTA	OR-DR	Tot	PF	A	TO	Blk	Stl	Pts
11/4/24	JACKSON STATE		16:12	2-3	0-0	0-0	3-0	3	2	0	0	0	0	4
11/9/24	vs. #11/11 Auburn	DNP	Coach's Decision											
11/13/24	LOUISIANA		10:10	1-3	0-0	0-1	3-2	5	1	1	0	0	0	2
11/22/24	rv/- HOFSTRA		8:27	1-3	0-0	0-0	0-0	0	0	0	0	1	0	2
11/26/24	vs. #9/9 Alabama	DNP	Coach's Decision											
11/27/24	vs. Notre Dame		2:47	0-0	0-0	0-0	0-0	0	1	0	0	0	0	0
11/30/24	vs. San Diego State		0:01	0-0	0-0	0-0	0-0	0	0	0	0	0	0	0
12/7/24	BUTLER		1:43	0-0	0-0	0-0	0-0	0	0	0	0	0	0	0
12/10/24	TROY		2:20	0-0	0-0	0-0	0-0	0	0	0	0	0	0	0
12/18/24	TOLEDO		9:10	1-1	0-0	0-2	3-0	3	4	0	0	0	0	2
12/21/24	TEXAS A&M-CORPUS CHRISTI		12:12	0-0	0-0	1-2	1-1	2	1	0	0	0	0	1
12/30/24	* at Oklahoma State		1:16	0-0	0-0	0-0	0-0	0	1	0	0	0	0	0
1/4/25	* BYU		4:12	0-0	0-0	0-0	0-0	0	2	0	0	1	0	0
1/6/25	* TCU		1:32	0-0	0-0	0-0	0-0	0	0	0	0	0	0	0
1/11/25	* at Kansas State		3:16	0-0	0-0	0-0	1-1	2	1	0	0	0	0	0
1/15/25	* rv/#25 WEST VIRGINIA	DNP	Coach's Decision											
1/18/25	* at UCF	DNP	Coach's Decision											
1/21/25	* UTAH		13:45	0-0	0-0	1-4	4-1	5	2	0	1	2	0	1
1/25/25	* at #12/11 Kansas	DNP	Coach's Decision											
1/29/25	* at rv/rv West Virginia	DNP	Coach's Decision											
2/1/25	* #22/19 TEXAS TECH	DNP	Coach's Decision											
2/4/25	* OKLAHOMA STATE		8:06	0-0	0-0	0-0	1-0	1	2	0	0	0	0	0
2/8/25	* at Colorado		4:52	0-0	0-0	0-0	0-1	1	0	0	0	0	0	0
2/10/25	* BAYLOR		---	---	---	---	---	---	---	---	---	---	---	---
2/15/25	* at Arizona		---	---	---	---	---	---	---	---	---	---	---	---
2/18/25	* at Arizona State		---	---	---	---	---	---	---	---	---	---	---	---
2/22/25	* IOWA STATE		---	---	---	---	---	---	---	---	---	---	---	---
2/24/25	* at Texas Tech		---	---	---	---	---	---	---	---	---	---	---	---
3/1/25	* CINCINNATI		---	---	---	---	---	---	---	---	---	---	---	---
3/13/25	* KANSAS		---	---	---	---	---	---	---	---	---	---	---	---
3/8/25	* at Baylor		---	---	---	---	---	---	---	---	---	---	---	---
TBA	TBA		---	---	---	---	---	---	---	---	---	---	---	---

CAREER STATISTICS

Year	W-L	GP-GS	MP	FG-FGA	Pct	3P-A	Pct	FT-FTA	Pct	Off-Def	Reb - Avg	PF-DQ	Ast	TO	Blk	Stl	Pts - Avg
2022-23	0-0									Redshirt							
2023-24	23-2	25-0	139	2-7	.286	0-0	.000	1-5	.200	13-7	20 - 0.8	22-0	0	5	8	1	5 - 0.2
2024-25	15-1	15-0	95	5-10	.500	0-0	.000	2-9	.222	16-5	21 - 1.4	17-0	1	2	5	1	12 - 0.8
Totals	38-3	40-0	234	7-17	.412	0-0	.000	3-14	.214	29-12	41 - 1.0	39-0	1	7	13	2	17 - 0.4

LATH's 2022-23 GAME-BY-GAME (23-2 • 9-0 Big 12)

Opponent	Date	GS	Min	FG-A	3FG-A	FT-A	Off-Def	Tot	PF	A	TO	Blk	Stl	Pts
ULM	11/6/23		2:58	0-0	0-0	0-0	0-0	0	1	0	0	0	0	0
TEXAS A&M-CORPUS CHRISTI	11/11/23		2:47	0-1	0-0	0-0	1-0	1	0	0	1	0	0	0
STETSON	11/13/23		2:19	0-0	0-0	0-0	0-0	0	0	0	0	0	0	0
vs. Towson	11/16/23		1:37	0-0	0-0	0-0	0-0	0	0	0	0	0	0	0
vs. Utah	11/17/23	DNP – Coach's Decision												
vs. Dayton	11/19/23		1:38	0-0	0-0	0-0	0-0	0	0	0	0	0	0	0
MONTANA	11/24/23		2:47	0-0	0-0	0-0	1-0	1	0	0	0	0	0	0
at Xavier	12/1/23	DNP – Coach's Decision												
RICE	12/6/23		4:43	0-1	0-0	0-0	2-0	2	4	0	1	0	0	0
JACKSON STATE	12/9/23		3:08	0-1	0-0	0-0	0-0	0	1	0	0	0	0	0
vs. rv/rv Texas A&M	12/16/23	DNP – Coach's Decision												
TEXAS STATE	12/21/23		2:52	0-0	0-0	0-0	0-0	0	0	0	0	1	0	0
PENN	12/30/23		3:52	0-0	0-0	1-2	1-0	1	0	0	0	0	0	1
* WEST VIRGINIA	1/6/24		2:34	0-0	0-0	0-0	0-0	0	1	0	0	0	0	0
* at rv/rv Iowa State	1/9/24	DNP – Coach's Decision												
* at rv/rv TCU	1/13/24	DNP – Coach's Decision												
* #25/25 TEXAS TECH	1/17/24		1:16	1-1	0-0	0-0	1-0	1	0	0	0	0	0	0
* UCF	1/20/24		2:41	0-0	0-0	0-0	0-0	0	1	0	0	0	0	0
* at #21/19 BYU	1/23/24	DNP – Coach's Decision												
* rv/rv KANSAS STATE	1/27/24		2:28	0-0	0-0	0-0	0-0	0	1	0	0	0	0	0
* at rv/rv Texas	1/29/24	DNP – Coach's Decision												
* at #8/9 Kansas	2/3/24	DNP – Coach's Decision												
* OKLAHOMA STATE	2/6/24		4:21	0-0	0-0	0-0	1-0	1	1	0	1	0	0	0
* at Cincinnati	2/10/24	DNP – Coach's Decision												
* rv/- TEXAS	2/17/24		1:34	0-0	0-0	0-0	0-0	0	0	0	0	0	0	0
* #6/6 IOWA STATE	2/19/24	DNP – Coach's Decision												
* at #11/11 Baylor	2/24/24	DNP – Coach's Decision												
* CINCINNATI	2/27/24	DNP – Coach's Decision												
* at rv/rv Oklahoma	3/2/24		10:14	0-0	0-0	0-0	0-2	2	0	0	0	1	0	0
* at UCF	3/6/24		4:02	0-0	0-0	0-0	0-0	0	0	0	0	0	0	0
* #14/15 KANSAS	3/9/24		17:57	0-0	0-0	0-0	1-0	1	3	0	1	1	1	0
vs. (8) TCU	3/14/24		8:56	0-1	0-0	0-0	1-1	2	2	0	0	1	0	0
vs. #25/23 (4) Texas Tech	3/15/24		7:26	1-1	0-0	0-1	0-0	0	3	0	0	1	0	2
vs. #7/8 (2) Iowa State	3/16/24		21:01	0-1	0-0	0-0	3-3	6	0	0	0	0	0	0
vs. (16) Longwood	3/22/24		16:02	0-0	0-0	0-2	1-0	1	0	0	1	3	0	0
vs. (9) Texas A&M	3/24/24		8:07	0-0	0-0	0-0	0-1	1	1	0	0	0	0	0
vs. #13/14 (4) Duke	3/29/24		1:56	0-0	0-0	0-0	0-0	2	0	0	0	0	0	0



#24 CHASE McCARTY

Forward

6-6 • 220 • Freshman-HS

Huntsville, Ala. (IMG Academy [Fla.])

Undeclared Major

📷 chase_mccarty X Chasemccarty21

CAREER HIGHS

Points

None

Field Goals Made

None

Field Goal Attempts

None

3-Point Field Goals Made

None

3-Point Field Goal Attempts

None

Free Throws Made

None

Free Throw Attempts

None

Rebounds

None

Offensive Rebounds

None

Defensive Rebounds

None

Assists

None

Steals

None

Blocked Shots

None

Minutes Played

None

FRESHMAN (2024-25)

Grabbed a rebound and added a steal in charity exhibition win vs. #13/15 Texas A&M (10/27)... Is expected to sit out as a redshirt this season.

2024-25 GAME-by-GAME STATISTICS (0-0 • 0-0 Big 12)

Date	Opponent	GS	Min	FG-A	3FG-FGA	FT-FTA	OR-DR	Tot	PF	A	TO	Blk	Stl	Pts
11/4/24	JACKSON STATE	DNP – Coach's Decision												
11/9/24	vs. #11/11 Auburn	DNP – Coach's Decision												
11/13/24	LOUISIANA	DNP – Coach's Decision												
11/22/24	rv/– HOFSTRA	DNP – Coach's Decision												
11/26/24	vs. #9/9 Alabama	DNP – Coach's Decision												
11/27/24	vs. Notre Dame	DNP – Coach's Decision												
11/30/24	vs. San Diego State	DNP – Coach's Decision												
12/7/24	BUTLER	DNP – Coach's Decision												
12/10/24	TROY	DNP – Coach's Decision												
12/18/24	TOLEDO	DNP – Coach's Decision												
12/21/24	TEXAS A&M-CORPUS CHRISTI	DNP – Coach's Decision												
12/30/24	* at Oklahoma State	DNP – Coach's Decision												
1/4/25	* BYU	DNP – Coach's Decision												
1/6/25	* TCU	DNP – Coach's Decision												
1/11/25	* at Kansas State	DNP – Coach's Decision												
1/15/25	* rv/#25 WEST VIRGINIA	DNP – Coach's Decision												
1/18/25	* at UCF	DNP – Coach's Decision												
1/21/25	* UTAH	DNP – Coach's Decision												
1/25/25	* at #12/11 Kansas	DNP – Coach's Decision												
1/29/25	* at rv/rv West Virginia	DNP – Coach's Decision												
2/1/25	* #22/19 TEXAS TECH	DNP – Coach's Decision												
2/4/25	* OKLAHOMA STATE	DNP – Coach's Decision												
2/8/25	* at Colorado	DNP – Coach's Decision												
2/10/25	* BAYLOR	--	--	--	--	--	--	--	--	--	--	--	--	--
2/15/25	* at Arizona	--	--	--	--	--	--	--	--	--	--	--	--	--
2/18/25	* at Arizona State	--	--	--	--	--	--	--	--	--	--	--	--	--
2/22/25	* IOWA STATE	--	--	--	--	--	--	--	--	--	--	--	--	--
2/24/25	* at Texas Tech	--	--	--	--	--	--	--	--	--	--	--	--	--
3/1/25	* CINCINNATI	--	--	--	--	--	--	--	--	--	--	--	--	--
3/13/25	* KANSAS	--	--	--	--	--	--	--	--	--	--	--	--	--
3/8/25	* at Baylor	--	--	--	--	--	--	--	--	--	--	--	--	--
TBA	TBA	--	--	--	--	--	--	--	--	--	--	--	--	--

CAREER STATISTICS

Year	W-L	GP-GS	MP	FG-FGA	Pct	3P-A	Pct	FT-FTA	Pct	Off-Def	Reb – Avg	PF-DQ	Ast	TO	Blk	Stl	Pts – Avg
2024-25	0-0																
Totals	0-0	0-0	0	0-0	.000	0-0	.000	0-0	.000	0-0	0 – 0.0	0-0	0	0	0	0	0 – 0.0



#12 JACOB McFARLAND

Center

6-11 • 215 • r-Freshman-RS (RS' 23-24)

Moreno Valley, Calif. (Rancho Verde HS)

Undeclared Major

📷 X jacobmcfar1and

CAREER HIGHS

Points

None

Field Goals Made

None

Field Goal Attempts

None

3-Point Field Goals Made

None

3-Point Field Goal Attempts

None

Free Throws Made

None

Free Throw Attempts

None

Rebounds

None

Offensive Rebounds

None

Defensive Rebounds

None

Assists

None

Steals

None

Blocked Shots

None

Minutes Played

None

REDSHIRT FRESHMAN (2024-25)

Grabbed a rebound and added a steal in charity exhibition win vs. #13/15 Texas A&M (10/27)... Suffered a broken leg in practice in late October and missed the start of the season.

2024-25 GAME-by-GAME STATISTICS (0-0 • 0-0 Big 12)

Date	Opponent	GS	Min	FG-A	3FG-FGA	FT-FTA	OR-DR	Tot	PF	A	TO	Blk	Stl	Pts
11/4/24	JACKSON STATE	DNP – Injury												
11/9/24	vs. #11/11 Auburn	DNP – Injury												
11/13/24	LOUISIANA	DNP – Injury												
11/22/24	rv/– HOFSTRA	DNP – Injury												
11/26/24	vs. #9/9 Alabama	DNP – Injury												
11/27/24	vs. Notre Dame	DNP – Injury												
11/30/24	vs. San Diego State	DNP – Injury												
12/7/24	BUTLER	DNP – Injury												
12/10/24	TROY	DNP – Injury												
12/18/24	TOLEDO	DNP – Injury												
12/21/24	TEXAS A&M-CORPUS CHRISTI	DNP – Injury												
12/30/24	* at Oklahoma State	DNP – Injury												
1/4/25	* BYU	DNP – Injury												
1/6/25	* TCU	DNP – Injury												
1/11/25	* at Kansas State	DNP – Injury												
1/15/25	* rv/#25 WEST VIRGINIA	DNP – Injury												
1/18/25	* at UCF	DNP – Injury												
1/21/25	* UTAH	DNP – Injury												
1/25/25	* at #12/11 Kansas	DNP – Injury												
1/29/25	* at rv/rv West Virginia	DNP – Injury												
2/1/25	* #22/19 TEXAS TECH	DNP – Injury												
2/4/25	* OKLAHOMA STATE	DNP – Injury												
2/8/25	* at Colorado	DNP – Injury												
2/10/25	* BAYLOR		--	--	--	--	--	--	--	--	--	--	--	--
2/15/25	* at Arizona		--	--	--	--	--	--	--	--	--	--	--	--
2/18/25	* at Arizona State		--	--	--	--	--	--	--	--	--	--	--	--
2/22/25	* IOWA STATE		--	--	--	--	--	--	--	--	--	--	--	--
2/24/25	* at Texas Tech		--	--	--	--	--	--	--	--	--	--	--	--
3/1/25	* CINCINNATI		--	--	--	--	--	--	--	--	--	--	--	--
3/13/25	* KANSAS		--	--	--	--	--	--	--	--	--	--	--	--
3/8/25	* at Baylor		--	--	--	--	--	--	--	--	--	--	--	--
TBA	TBA		--	--	--	--	--	--	--	--	--	--	--	--

CAREER STATISTICS

Year	W-L	GP-GS	MP	FG-FGA	Pct	3P-A	Pct	FT-FTA	Pct	Off-Def	Reb – Avg	PF-DQ	Ast	TO	Blk	Stl	Pts – Avg
2023-24	0-0																
2024-25	0-0																
Totals	0-0	0-0	0	0-0	.000	0-0	.000	0-0	.000	0-0	0-0.0	0-0	0	0	0	0	0-0.0



#25 MERCY MILLER

Guard

6-4 • 200 • Freshman-HS

Sherman Oaks, Calif. (Notre Dame HS)

Integrated Studies

mercymiller mercymiller25

reobunds, an assist and steal against the Tigers (11/4)... Posted 12 points with a game-high four steals and added two assists in home win over Louisiana (11/13)... Scored four points and led all players with nine rebounds, including eight defensive boards, in home win over Hofstra... Added a pair of assists against the Pride (11/22)... Grabbed five rebounds and scored four points in home win over Texas A&M-Corpus Christi (12/21).

CAREER HIGHS

Points

12, vs. Louisiana (11/13/24)

Field Goals Made

4, vs. Louisiana (11/13/24)

Field Goal Attempts

9, vs. Louisiana (11/13/24)

3-Point Field Goals Made

1, done five times; Most recently vs. Texas A&M-Corpus Christi (12/21/24)

3-Point Field Goal Attempts

5, vs. Texas A&M-Corpus Christi (12/21/24)

Free Throws Made

7, vs. Utah (1/22/25)

Free Throw Attempts

8, vs. Utah (1/22/25)

Rebounds

9, vs. Hofstra (11/22/24)

Offensive Rebounds

2, vs. Utah (1/22/25)

Defensive Rebounds

8, vs. Hofstra (11/22/24)

Assists

2, vs. Hofstra (11/22/24)
2, vs. Louisiana (11/13/24)

Steals

4, vs. Louisiana (11/13/24)

Blocked Shots

1, vs. BYU (1/4/25)

Minutes Played

21:00, vs. Louisiana (11/13/24)

FRESHMAN (2024-25)

Scored 11 points on 5-of-7 shooting and added an assist in charity exhibition win vs. #13/15 Texas A&M (10/27)... Made his collegiate regular-season debut in home win over Jackson State inside Fertitta Center... Finished with seven points on 3-of-6 shooting and added two

2024-25 GAME-by-GAME STATISTICS (14-1 • 7-0 Big 12)

Date	Opponent	GS	Min	FG-A	3FG-FGA	FT-FTA	OR-DR	Tot	PF	A	TO	Blk	Stl	Pts
11/4/24	JACKSON STATE		14:03	3-6	1-2	0-0	1-1	2	0	1	1	0	1	7
11/9/24	vs. #11/11 Auburn	DNP – Coach's Decision												
11/13/24	LOUISIANA		21:00	4-9	1-4	3-4	0-0	0	3	2	1	0	4	12
11/22/24	rv/- HOFSTRA		22:45	2-8	0-3	0-2	1-8	9	2	2	0	0	0	4
11/26/24	vs. #9/9 Alabama		8:25	1-1	0-0	2-2	0-0	0	2	0	0	0	0	4
11/27/24	vs. Notre Dame	DNP – Coach's Decision												
11/30/24	vs. San Diego State	DNP – Coach's Decision												
12/7/24	BUTLER		5:20	2-4	0-0	0-0	1-2	3	0	0	0	0	0	4
12/10/24	TROY		6:13	1-2	1-2	0-0	0-2	2	1	0	1	0	0	3
12/18/24	TOLEDO		12:56	2-6	1-2	0-0	1-3	4	2	0	1	0	1	5
12/21/24	TEXAS A&M-CORPUS CHRISTI		17:37	1-6	1-5	1-2	1-4	5	2	1	1	0	0	4
12/30/24	* at Oklahoma State		1:16	0-1	0-0	0-0	0-0	0	0	0	0	0	0	0
1/4/25	* BYU		10:42	0-2	0-1	2-2	1-1	2	2	1	1	1	0	2
1/6/25	* TCU		3:26	0-1	0-0	2-2	0-0	0	0	0	0	1	0	2
1/11/25	* at Kansas State		3:37	0-1	0-1	2-2	0-1	1	2	0	1	0	0	2
1/15/25	* rv/#25 WEST VIRGINIA	DNP – Coach's Decision												
1/18/25	* at UCF	DNP – Coach's Decision												
1/21/25	* UTAH		18:12	0-5	0-3	7-8	2-1	3	0	0	0	0	0	7
1/25/25	* at #12/11 Kansas	DNP – Coach's Decision												
1/29/25	* at rv/rv West Virginia	DNP – Coach's Decision												
2/1/25	* #22/19 TEXAS TECH	DNP – Coach's Decision												
2/4/25	* OKLAHOMA STATE		2:55	0-1	0-0	0-0	0-0	0	0	0	0	0	0	0
2/8/25	* at Colorado		5:02	0-1	0-1	0-0	0-0	0	0	0	0	0	0	0
2/10/25	* BAYLOR		--	--	--	--	--	--	--	--	--	--	--	--
2/15/25	* at Arizona		--	--	--	--	--	--	--	--	--	--	--	--
2/18/25	* at Arizona State		--	--	--	--	--	--	--	--	--	--	--	--
2/22/25	* IOWA STATE		--	--	--	--	--	--	--	--	--	--	--	--
2/24/25	* at Texas Tech		--	--	--	--	--	--	--	--	--	--	--	--
3/1/25	* CINCINNATI		--	--	--	--	--	--	--	--	--	--	--	--
3/13/25	* KANSAS		--	--	--	--	--	--	--	--	--	--	--	--
3/8/25	* at Baylor		--	--	--	--	--	--	--	--	--	--	--	--
TBA	TBA		--	--	--	--	--	--	--	--	--	--	--	--

CAREER STATISTICS

Year	W-L	GP-GS	MP	FG-FGA	Pct	3P-A	Pct	FT-FTA	Pct	Off-Def	Reb – Avg	PF-DQ	Ast	TO	Blk	Stl	Pts – Avg
2024-25	14-1	15-0	153	16-54	.296	5-24	.208	19-24	.792	8-23	31 – 2.1	16-0	7	7	1	6	56 – 3.7
Totals	14-1	15-0	153	16-54	.296	5-24	.208	19-24	.792	8-23	31 – 2.1	16-0	7	7	1	6	56 – 3.7



#13 J'WAN ROBERTS

Forward

6-8 • 235 • r-Graduate-4L (RS '19-20)

St. Thomas, U.S. Virgin Islands
(Shoemaker HS [Killeen, Texas])

'23 UH graduate in Health Promotions

Post-baccalaureate work in Human
Development Family Sciences in '24-25

Instagram: jwann_13 X: JwanRoberts13

CAREER HIGHS

Points

26, vs. Tulane (2/22/23)

Field Goals Made

10, done six times; Most recently
at #12/11 Kansas (1/25/25)

Field Goal Attempts

21, at #12/11 Kansas (1/25/25)

3-Point Field Goals Made

None

3-Point Field Goal Attempts

2, vs. Wisconsin (11/23/21)

Free Throws Made

8, vs. Tulane (2/22/23)
8, vs. Memphis (2/19/23)

Free Throw Attempts

10, vs. Texas A&M-Corpus Christi (11/11/23)

Rebounds

20, vs. Memphis (3/12/23)

Offensive Rebounds

10, vs. Memphis (3/12/23)

Defensive Rebounds

10, vs. Towson (11/16/23)
10, vs. Memphis (3/12/23)

Assists

7, vs. rv/rv Texas A&M (12/16/23)

Steals

6, at #11/11 Baylor (2/24/24)

Blocked Shots

5, vs. Auburn (3/18/23)
5, vs. #8/10 Alabama (12/10/22)

Minutes Played

46:28, at #12/11 Kansas (1/25/25)

PRESEASON HONORS

- 2024-25 Blue Ribbon Yearbook Preseason All-America Third Team
- 2024-25 Jersey Mike's Naismith Trophy Player of the Year Watch List
- 2024-25 Preseason All-Big 12 First Team

GRADUATE (2024-25)

Became 52nd Cougar in school history to score 1,000+ points during his career... Winning student-athlete in program history with 133 victories during his Houston career... Set record in Cougars' win over Butler during Big 12-Big East Challenge in Fertitta Center... Scored 10 points with eight rebounds, including five offensive boards, in charity exhibition win vs. #13/15 Texas A&M... Added three assists with four blocks and a steal with no turnovers against the Aggies (10/27)... Posted 14 points on 6-of-8 shooting and grabbed six rebounds with three steals in season-opening win over Jackson State inside Fertitta Center (11/4)... Finished with 12 points and tied for team lead with seven rebounds against #11/11 Auburn in Mattress Firm Battleground 2k24 inside Toyota Center (11/9)... Posted 11 points on 3-of-3 shooting from field and 5-of-5 from the free throw line and led all players with six rebounds in home win over Louisiana (11/13)... Finished with 11 points against #9/9 Alabama during first

day of Players Era Festival inside MGM Grand Garden Arena in Las Vegas (11/26)... Tied as winningest-student-athlete in program history after posting nine points with eight rebounds and two assists in win over Notre Dame during second day of Players Era Festival (11/27)... Led all players with 12 rebounds, including seven offensive boards, against San Diego State during Players Era Festival (11/30)... Topped all players with 12 rebounds, including four offensive boards, and blocked two shots against Butler during Big 12-Big East Challenge (12/7)... Posted six points with a game-high nine rebounds and added four assists with two turnovers, two blocked shots and no turnovers in home win over Troy (12/10)... Led all players with 20 points on 9-of-13 shooting and 11 rebounds in road win at Oklahoma State... Was his and Houston's first double-double of season (12.30)... Posted 12 points with four rebounds, three assists, two blocks and a steal in home win over TCU (1/6)... Finished with 10 points, six rebounds and three assists in road win at Kansas State... Reached 1,000 points in his career with jumper in lane from Mylik Wilson with 11:36 left in game (1/11)... Recorded game-high 22 points on 10-of-13 shooting and grabbed three rebounds in home win over rv/#25 West Virginia (1/15)... Banked game-winning layup with 1.1 seconds remaining to lift Houston to 69-68 road win at UCF... Finished with nine rebounds including six offensive boards, with an assist against the Knights (1/18)... Posted 11 points on 5-of-9 shooting and grabbed four rebounds with an assist, three steals and two blocked shots in home win over Utah (1/22)... Led all players with 24 points and tied for team-high honors with nine rebounds in road win at #12/11 Kansas... Also dished out five assists against the Jayhawks... Drained two free throws with 14 seconds in regulation to force first overtime period (1/25)... Scored 18 points and grabbed seven rebounds with three assists and three steals against #22/19 Texas Tech (2/1)... Posted 14 points on 6-of-10 shooting and grabbed a game-high 10 rebounds, including seven offensive boards, in home win over Oklahoma State (2/4)... Led Cougars with 20 points on 9-of-11 shooting and grabbed four rebounds with three assists in road win at Colorado (2/8).

2024-25 GAME-BY-GAME STATISTICS (18-4 • 11-1 Big 12)

Date	Opponent	GS	Min	FG-A	3FG-FGA	FT-FTA	OR-DR	Tot	PF	A	TO	Blk	Stl	Pts
11/4/24	JACKSON STATE	*	19:47	6-8	0-0	2-2	2-4	6	2	1	2	1	3	14
11/9/24	vs. #11/11 Auburn	*	38:03	6-14	0-0	0-1	3-4	7	4	1	2	1	1	12
11/13/24	LOUISIANA	*	16:08	3-3	0-0	5-5	3-3	6	2	0	2	0	1	11
11/22/24	rv/- HOFSTRA	*	16:46	1-6	0-0	2-3	1-2	3	1	0	0	1	0	4
11/26/24	vs. #9/9 Alabama	*	37:57	3-4	0-0	5-7	1-0	1	4	0	2	2	0	11
11/27/24	vs. Notre Dame	*	34:09	4-8	0-0	1-3	3-5	8	2	2	1	1	0	9
11/30/24	vs. San Diego State	*	40:56	2-6	0-0	0-1	7-5	12	3	1	3	0	0	4
12/7/24	BUTLER	*	26:13	1-5	0-0	0-0	4-8	12	0	1	3	2	0	2
12/10/24	TROY	*	27:03	3-5	0-0	0-0	3-6	9	3	4	0	2	2	6
12/18/24	TOLEDO	*	9:34	2-2	0-0	0-0	2-1	3	0	0	0	0	1	4
12/21/24	TEXAS A&M-CORPUS CHRISTI	DNP - Injury												
12/30/24	* at Oklahoma State	*	32:21	9-13	0-0	2-2	3-8	11	1	1	2	1	2	20
1/4/25	* BYU	*	24:54	3-4	0-0	0-0	2-4	6	1	2	3	0	2	6
1/6/25	* TCU	*	32:36	6-13	0-0	0-3	1-3	4	2	3	3	2	1	12
1/11/25	* at Kansas State	*	28:43	5-13	0-0	0-1	3-3	6	2	3	0	0	1	10
1/15/25	* rv/#25 WEST VIRGINIA	*	33:35	10-13	0-0	2-4	0-3	3	1	1	3	1	0	22
1/18/25	* at UCF	*	35:30	10-17	0-0	1-2	6-3	9	4	1	2	0	0	21
1/21/25	* UTAH	*	24:43	5-9	0-0	1-2	1-3	4	1	1	1	2	3	11
1/25/25	* at #12/11 Kansas	*	46:28	10-21	0-0	4-9	4-5	9	4	5	1	0	1	24
1/29/25	* at rv/rv West Virginia	*	34:50	2-6	0-0	1-1	4-2	6	0	3	2	1	1	5
2/1/25	* #22/19 TEXAS TECH	*	38:38	6-15	0-0	6-9	3-4	7	1	3	5	0	3	18
2/4/25	* OKLAHOMA STATE	*	37:55	6-10	0-0	2-2	7-3	10	2	1	3	0	1	14
2/8/25	* at Colorado	*	32:05	9-11	0-0	2-4	0-4	4	3	3	0	0	0	20
2/10/25	* BAYLOR	---	---	---	---	---	---	---	---	---	---	---	---	---
2/15/25	* at Arizona	---	---	---	---	---	---	---	---	---	---	---	---	---
2/18/25	* at Arizona State	---	---	---	---	---	---	---	---	---	---	---	---	---
2/22/25	* IOWA STATE	---	---	---	---	---	---	---	---	---	---	---	---	---
2/24/25	* at Texas Tech	---	---	---	---	---	---	---	---	---	---	---	---	---
3/1/25	* CINCINNATI	---	---	---	---	---	---	---	---	---	---	---	---	---
3/13/25	* KANSAS	---	---	---	---	---	---	---	---	---	---	---	---	---
3/8/25	* at Baylor	---	---	---	---	---	---	---	---	---	---	---	---	---
TBA	TBA	---	---	---	---	---	---	---	---	---	---	---	---	---

CAREER STATISTICS

Year	W-L	GP-GS	MP	FG-FGA	Pct	3P-A	Pct	FT-FTA	Pct	Off-Def	Reb - Avg	PF-DQ	Ast	TO	Blk	Stl	Pts - Avg
2019-20										Redshirt							
2020-21	21-4	25-1	266	19-34	.559	0-0	.000	10-19	.526	36-59	95 - 3.8	20-0	8	9	14	10	48 - 1.9
2021-22	32-6	38-0	617	49-78	.628	0-4	.000	22-44	.500	78-109	187 - 4.9	52-0	20	22	14	24	120 - 3.2
2022-23	33-4	37-36	976	156-255	.612	0-1	.000	59-86	.686	111-174	285 - 7.7	79-2	44	39	49	26	371 - 10.0
2023-24	31-5	36-36	961	149-250	.596	0-1	.000	45-88	.511	95-150	245 - 6.8	73-2	67	40	32	45	343 - 9.5
2024-25	18-4	22-22	669	112-206	.544	0-0	.000	36-61	.590	63-83	146 - 6.6	43-0	37	40	17	23	260 - 11.8
Totals	135-23	158-95	3,487	485-823	.589	0-6	.000	172-298	.577	383-575	958 - 6.1	267-4	176	150	126	128	1,142 - 7.2

2 NCAA National Championship Game Appearances • 6 NCAA Final Four Appearances • 25 NCAA Tournaments • 20 Conference Championships • 2 NBA Draft No. 1 Overall Picks • 12 NBA Draft First-Round Selections

ROBERTS' 2023-24 GAME-by-GAME (31-5 • 15-3 Big 12)

Opponent	GS	Min	FG-A	3FG-A	FT-A	O-D-T	PF	A	TO	Blk	Stl	Pts
ULM	*	23:01	3-4	0-0	0-0	4-3-7	1	1	1	1	2	6
vs. #18/20 MICHIGAN	*	22:28	6-10	0-0	5-10	4-5-9	1	4	1	0	0	17
STETSON	*	8:13	0-1	0-0	0-0	0-1-1	0	0	0	0	1	0
vs. Towson	*	21:48	2-3	0-0	1-3	1-10-11	1	1	2	1	0	5
vs. Utah	*	26:21	5-6	0-0	3-4	3-9-12	4	1	0	0	1	13
vs. Dayton	*	30:45	5-6	0-0	0-0	3-5-8	0	3	2	1	2	10
MONTANA	*	22:10	5-7	0-0	3-4	3-3-6	1	0	0	1	1	13
at Xavier	*	31:06	3-7	0-0	3-4	5-7-12	3	2	3	2	1	9
RICE	*	19:45	2-4	0-0	0-0	2-4-6	1	2	0	1	1	4
JACKSON STATE	*	18:00	1-2	0-0	1-2	1-0-1	3	0	2	1	3	3
vs. rv/rv Texas A&M	*	36:11	5-8	0-0	0-0	4-7-11	3	7	0	1	0	10
TEXAS STATE	*	8:04	0-2	0-0	0-0	0-1-1	1	1	1	1	2	0
PENN	DNP – Injury											
* WEST VIRGINIA	*	27:58	4-10	0-1	1-2	0-3-3	3	1	0	0	1	9
* at rv/rv Iowa State	*	36:06	3-7	0-0	0-0	5-3-8	1	3	2	2	1	6
* at rv/rv TCU	*	36:02	10-18	0-0	0-1	6-7-13	2	5	0	4	0	20
* #25/25 TEXAS TECH	*	29:16	6-9	0-0	0-0	3-4-7	2	2	1	0	2	12
* UCF	*	18:27	2-8	0-0	0-2	1-4-5	1	1	0	1	1	4
* at #21/19 BYU	*	33:24	2-3	0-0	1-2	2-5-7	1	3	2	0	1	5
* rv/rv KANSAS STATE	*	28:02	5-8	0-0	4-6	5-1-6	2	2	0	0	0	14
* at rv/rv Texas	*	37:35	5-9	0-0	4-7	3-5-8	2	2	2	2	1	14
* at #8/9 Kansas	*	37:58	5-11	0-0	1-3	7-6-13	2	1	0	0	2	11
* OKLAHOMA STATE	*	11:49	2-4	0-0	0-0	0-0-0	5	1	1	0	1	4
* at Cincinnati	*	36:44	10-15	0-0	0-1	4-4-8	2	0	2	1	0	20
* rv/rv TEXAS	*	28:19	4-10	0-0	1-3	4-3-7	1	4	1	1	1	9
* #6/6 IOWA STATE	*	26:16	3-5	0-0	0-0	3-3-6	5	2	1	0	1	6
* at #11/11 Baylor	*	40:26	7-9	0-0	3-4	3-5-8	2	4	3	3	6	17
* CINCINNATI	*	27:52	4-6	0-0	7-9	1-4-5	4	0	2	0	1	15
* at rv/rv Oklahoma	*	30:45	10-12	0-0	0-1	1-4-5	1	2	0	1	1	20
* at UCF	*	37:58	6-8	0-0	0-3	3-4-7	3	1	0	1	3	12
* #14/14 KANSAS	*	32:02	4-11	0-0	2-2	2-6-8	3	2	2	2	1	10
vs. (8) TCU	*	34:34	4-5	0-0	0-3	2-8-10	3	0	4	2	3	8
vs. #25/23 (4) Texas Tech	*	7:04	1-2	0-0	0-0	1-1-2	0	3	0	0	0	2
vs. #7/8 (2) Iowa State	*	13:06	1-	0-0	0-0	1-2-3	1	1	2	0	1	2
vs. (16) Longwood	*	19:05	3-3	0-0	1-2	1-4-5	1	2	2	0	0	7
vs. (9) Texas A&M	*	33:24	6-6	0-0	1-2	3-5-8	4	2	0	1	2	13
vs. #13/14 (4) Duke	*	28:34	5-9	0-0	3-8	4-4-8	3	1	1	1	1	13

ROBERTS' 2021-22 GAME-BY-GAME (32-6 • 15-3 American)

Opponent	GS	Min	FG-A	3FG-A	FT-A	O-D-T	PF	A	TO	Blk	Stl	Pts
HOFSTRA		23:47	4-4	0-0	0-0	6-9-15	2	1	1	1	0	8
RICE		23:52	0-1	0-1	3-4	4-5-9	2	0	0	0	3	3
rv/#25 VIRGINIA		20:34	1-1	0-0	0-0	3-4-7	1	1	0	0	0	2
vs. Butler		19:37	1-3	0-1	3-4	1-5-6	2	1	1	0	1	5
vs. Wisconsin		19:14	1-5	0-2	3-4	3-3-6	0	0	2	1	1	5
vs. rv/#23 Oregon		13:33	2-2	0-0	0-1	1-2-3	3	0	0	0	0	4
NORTHWESTERN STATE		13:59	1-2	0-0	0-0	4-2-6	1	0	0	0	2	2
BRYANT		23:07	3-4	0-0	0-0	3-9-12	0	3	0	1	2	6
ALCORN STATE		13:36	0-0	0-0	1-2	0-4-4	3	0	2	0	0	1
at #9/9 Alabama		21:43	4-4	0-0	1-6	9-4-13	2	1	0	0	0	9
LOUISIANA		12:19	0-0	0-0	0-0	1-3-4	0	0	0	0	0	0
vs. Oklahoma State		4:46	0-1	0-0	0-0	0-1-1	0	0	0	0	0	0
TEXAS STATE		21:01	0-0	0-0	2-2	3-2-5	1	2	0	0	2	2
* CINCINNATI	Postponed											
* at Temple		10:38	1-1	0-0	0-0	2-1-3	2	0	1	0	2	2
* at South Florida		18:18	0-0	0-0	0-0	2-2-4	4	0	0	0	0	0
* WICHITA STATE		14:09	0-1	0-0	2-2	0-2-2	2	1	0	1	0	2
* at Tulsa		18:16	1-2	0-0	1-2	1-1-2	1	1	2	0	0	3
* SOUTH FLORIDA		14:13	0-1	0-0	0-0	2-2-4	0	2	0	0	0	0
* EAST CAROLINA		19:59	1-3	0-0	0-0	2-1-3	0	1	1	0	0	2
* at UCF		13:04	0-1	0-0	0-0	0-2-2	1	0	1	0	0	0
* TULANE		4:09	0-0	0-0	0-0	0-1-1	0	0	0	0	0	0
* at Cincinnati		12:25	0-0	0-0	0-0	1-3-4	1	0	2	0	0	0
* at –rv SMU		3:14	2-2	0-0	1-1	0-0-0	0	0	0	0	0	5
* MEMPHIS		4:51	0-1	0-0	0-0	0-0-0	1	0	0	0	0	0
* UCF		12:01	3-3	0-0	0-0	0-0-0	2	0	2	0	1	6
* at Wichita State		11:22	1-4	0-0	0-1	0-1-1	1	0	0	0	0	2
* rv/rv SMU		17:52	3-4	0-0	0-0	5-3-8	2	2	1	1	1	6
* CINCINNATI		13:17	0-1	0-0	0-0	1-4-5	2	0	0	0	0	0
* TEMPLE		21:22	1-3	0-0	0-2	1-2-3	3	0	0	1	0	2
* at Memphis		18:16	1-1	0-0	0-0	1-2-3	2	1	2	0	2	2
vs. Cincinnati		16:55	2-3	0-0	3-3	0-1-1	2	1	0	0	0	3
vs. Tulane		33:43	5-6	0-0	0-0	5-8-13	4	1	2	0	1	10
vs. Memphis		15:21	1-2	0-0	0-1	3-2-5	0	1	1	1	1	2
vs. UAB		14:19	3-3	0-0	0-2	1-1-2	1	0	0	1	1	6
vs. #19/16 Illinois		12:22	0-1	0-0	0-0	2-3-5	1	0	0	0	0	0
vs. #2/2 Arizona		14:19	1-1	0-0	2-2	0-2-2	0	0	0	0	0	4
vs. #6/5 Villanova		26:04	2-2	0-0	3-4	4-4-8	2	0	0	2	3	7

ROBERTS' 2022-23 GAME-by-GAME (33-4 • 17-1 American)

Opponent	GS	Min	FG-A	3FG-A	FT-A	O-D-T	PF	A	TO	Blk	Stl	Pts
NORTHERN COLORADO	*	20:31	6-8	0-0	0-0	2-4-6	0	0	3	1	3	12
vs. Saint Joseph's	*	30:11	8-9	0-0	3-4	5-7-12	1	1	0	2	0	19
ORAL ROBERTS	*	11:12	2-3	0-0	0-0	2-0-2	3	0	1	0	1	4
TEXAS SOUTHERN	*	22:06	4-7	0-0	2-2	1-3-4	0	3	0	1	0	10
at rv/rv Oregon	*	33:53	1-1	0-0	0-0	2-3-5	2	1	2	1	0	2
KENT STATE	*	35:08	5-10	0-0	1-4	5-9-14	1	1	4	4	1	11
NORFOLK STATE	*	16:39	5-5	0-0	0-0	2-3-5	0	3	0	1	1	10
vs. –rv Saint Mary's (Calif.)	*	35:11	7-11	0-0	1-2	2-6-8	2	1	1	2	1	15
NORTH FLORIDA	*	20:52	3-5	0-0	0-0	2-4-6	0	1	0	0	1	6
#8/10 ALABAMA	*	27:38	4-10	0-0	1-2	5-4-9	3	0	0	5	0	9
NORTH CAROLINA A&T	*	19:45	2-3	0-0	0-0	1-6-7	1	2	1	0	0	4
at #2/2 Virginia	*	21:51	5-7	0-0	0-0	1-5-6	3	1	1	0	0	10
MCNEESE	*	22:47	2-3	0-0	0-0	2-6-8	1	0	1	0	1	4
* at Tulsa	*	26:03	7-7	0-0	1-2	5-4-9	2	1	0	0	2	15
* UCF	*	33:49	5-10	0-0	2-2	4-1-5	2	1	0	1	0	12
* SMU	*	20:53	3-5	0-0	5-6	1-7-8	4	2	2	0	2	11
* at Cincinnati	*	33:38	7-16	0-1	0-0	4-7-11	4	1	0	0	2	14
* SOUTH FLORIDA	*	17:38	0-1	0-0	3-4	1-2-3	4	0	1	0	0	3
* at Tulane	*	31:10	6-9	0-0	3-4	2-4-6	1	2	2	2	1	15
* TEMPLE	*	27:22	3-3	0-0	2-4	2-3-5	5	1	2	2	1	8
* at UCF	*	30:19	5-9	0-0	0-0	3-6-0	2	0	2	1	0	10
* CINCINNATI	*	22:42	7-9	0-0	0-0	2-4-6	3	0	0	1	0	14
* at Wichita State	*	16:56	4-5	0-0	2-3	1-5-6	4	1	0	1	0	10
* at Temple	*	21:04	5-7	0-0	2-3	0-3-3	4	1	1	4	0	12
* TULSA	*	23:41	2-4	0-0	2-3	4-6-10	0	1	0	0	0	6
* at SMU	*	25:41	4-4	0-0	0-0	3-7-10	4	0	2	1	1	8
* MEMPHIS	*	33:50	6-10	0-0	8-9	4-8-12	1	1	4	1	1	20
* TULANE	*	25:29	9-10	0-0	8-9	4-3-7	3	3	1	1	2	26
* at East Carolina	*	28:47	8-14	0-0	1-2	7-5-12	2	1	0	4	0	17
* WICHITA STATE	*	28:56	2-5	0-0	2-2	2-1-3	3	1	0	1	1	6
* at Memphis	*	29:07	0-0	0-0	1-2	3-3-6	2	1	1	2	0	1
vs. (9) East Carolina	*	29:21	0-5	0-0	0-0	3-9-12	1	2	1	3	2	0
vs. (4) Cincinnati	*	25:36	7-12	0-0	2-4	2-6-8	3	0	1	0	1	16
vs. (2) Memphis	*	37:11	5-11	0-0	2-6	10-10-20	2	3	0	1	1	12
vs. (16) North Kentucky	*	34:51	4-6	0-0	3-4	5-7-12	1	4	1	1	0	11
vs. (9) Auburn	*	31:19	2-8	0-0	2-3	4-3-7	5	2	2	5	0	6
vs. #16/15 (5) Miami (Fla.)	*	22:25	1-2	0-0	0-0	2-0-2	1	1	1	0	0	2

ROBERTS' 2020-21 GAME-by-GAME (21-4 • 13-3 American)

Opponent	GS	Min	FG-A	3FG-A	FT-A	O-D-T	PF	A	TO	Blk	Stl	Pts
LAMAR		17:18	2-4	0-0	1-1	3-3-6	1	0	0	2	2	5
BOISE STATE		21:01	1-5	0-0	0-0	5-9-14	2	0	1	1	2	2



#21 EMANUEL SHARP

Guard

6-3 • 210 • r-Junior-2L (RS '21-22)

Tampa, Fla. (Bishop McLaughlin School)

Integrated Studies

emanuelsharp_

CAREER HIGHS

Points

30, vs. (9) Texas A&M (3/24/24)

Field Goals Made

8, vs. (9) Texas A&M (3/24/24)

Field Goal Attempts

17, vs. rv/rv Texas A&M (12/16/23)

3-Point Field Goals Made

7, vs. (9) Texas A&M (3/24/24)

3-Point Field Goal Attempts

14, vs. (9) Texas A&M (3/24/24)

Free Throws Made

11, vs. Texas State (12/21/23)

Free Throw Attempts

11, vs. Texas State (12/21/23)

Rebounds

10, vs. SMU (1/5/23)

Offensive Rebounds

5, vs. rv/rv Texas A&M (12/16/23)

Defensive Rebounds

8, at rv/rv Texas (1/29/24)

8, vs. SMU (1/5/23)

Assists

4, vs. Troy (12/10/24)

4, vs. Notre Dame (11/27/24)

4, at Xavier (12/1/23)

Steals

4, done four times; Most recently vs. Louisiana (11/13/24)

Blocked Shots

1, done five times; Most recently vs. #13/14 (4) Duke (3/29/24)

Minutes Played

40:39, at rv/rv Texas (1/29/24)

JUNIOR (2023-24)

Scored eight points with two 3-pointers and added two steals with a rebound in charity exhibition win vs. #13/15 Texas A&M (10/27)... Made his regular-season debut in season-opening win over Jackson State inside Fertitta Center... Finished with seven points and grabbed a rebound against the Tigers (11/4)... Posted 13 points with a team-high three 3-pointers against #11/11 Auburn in Mattress Firm Battleground 2k24 inside Toyota Center (11/9)... Posted 11 points with two 3-pointers, five rebounds and a game-high-tying four steals in home win over Louisiana (11/13)... Scored 16 points, thanks to 5-of-5 shooting from behind the arc, and grabbed two rebounds with two assists and a pair of steals in home win over Hofstra (11/22)... Finished with 14 points and six rebounds against #9/9 Alabama during first day of Players Era Festival inside MGM Grand Garden Arena in Las Vegas... Saw his streak of 10 consecutive 3-pointers made end in first half (11/26)... Led Cougars with 17 points on 6-of-13 shooting and grabbed three rebounds with a pair

of assists against Notre Dame during second day of Players Era Festival (11/27)... Led all players with 23, thanks to four 3-pointers and 9-of-9 shooting from the free throw line against San Diego State during Players Era Festival Third-Place Game (11/30)... Posted 16 points on 6-of-10 shooting from field, including 4-of-7 from behind the arc, against Butler during Big 12-Big East Challenge... Added two rebounds and an assist against the Bulldogs (12/7)... Posted 14 points with four rebounds, four assists and three steals in home win over Troy (12/10)... Finished with 13 points and grabbed five rebounds with a pair of steals in home win over Toledo (12/18)... Led all players with 18 points and dished out a pair of assists in home win over Texas A&M-Corpus Christi (12/21)... Led all players with 18 points and led Cougars with four 3-pointers in home win over BYU (1/4)... Buried four 3-pointers on the way to a team-high 14 points and swiped three steals with a pair of rebounds in home win over TCU (1/6)... Led Cougars with 15 points on 5-of-8 shooting, including 3-of-6 from the arc, in road win at Kansas State... Added four rebounds, three assists and a steal against the Wildcats (1/11)... Finished with 14 points, thanks to three 3-pointers and grabbed three rebounds with an assist in home win over rv/#25 West Virginia (1/15).

2024-25 GAME-BY-GAME STATISTICS (16-4 • 8-1 Big 12)

Date	Opponent	GS	Min	FG-A	3FG-FGA	FT-FTA	OR-DR	Tot	PF	A	TO	Blk	Stl	Pts
11/4/24	JACKSON STATE	*	18:14	3-7	1-2	0-0	1-0	1	2	0	1	0	0	7
11/9/24	vs. #11/11 Auburn	*	35:31	3-9	3-6	4-4	0-2	2	0	0	2	0	1	13
11/13/24	LOUISIANA	*	19:52	3-5	2-2	3-4	1-4	5	1	1	1	0	4	11
11/22/24	rv/- HOFSTRA	*	19:30	5-6	5-5	1-2	1-1	2	4	2	0	0	2	16
11/26/24	vs. #9/9 Alabama	*	29:40	3-11	2-6	6-8	0-6	6	5	1	1	0	1	14
11/27/24	vs. Notre Dame	*	34:08	6-13	3-9	2-2	1-3	4	3	4	1	0	0	17
11/30/24	vs. San Diego State	*	35:31	5-15	4-8	9-9	0-2	2	3	1	1	0	1	23
12/7/24	BUTLER	*	29:06	6-10	4-7	0-0	0-2	2	3	1	0	0	0	16
12/10/24	TROY	*	28:35	4-9	2-5	4-4	0-4	4	3	4	0	0	3	14
12/18/24	TOLEDO	*	20:28	4-10	1-6	4-4	1-4	5	1	0	1	0	2	13
12/21/24	TEXAS A&M-CORPUS CHRISTI	*	18:38	3-6	3-5	9-9	0-0	0	2	2	2	0	0	18
12/30/24	* at Oklahoma State	*	22:10	1-4	0-2	0-0	0-2	2	1	1	0	0	0	2
1/4/25	* BYU	*	20:07	5-9	4-8	4-4	0-3	3	3	1	0	0	1	18
1/6/25	* TCU	*	26:26	5-9	4-7	0-0	0-2	2	2	0	0	0	3	14
1/11/25	* at Kansas State	*	31:20	5-8	3-6	2-2	0-4	4	2	1	0	0	3	15
1/15/25	* rv/#25 WEST VIRGINIA	*	31:59	4-9	3-8	3-3	0-3	3	0	1	1	0	0	14
1/18/25	* at UCF	*	28:27	4-11	1-6	0-0	0-4	4	4	0	2	0	1	9
1/21/25	* UTAH	DNP - Injury												
1/25/25	* at #12/11 Kansas	*	25:37	2-8	2-7	2-2	0-3	3	2	0	0	0	2	8
1/29/25	* at rv/rv West Virginia	*	18:12	1-4	1-4	0-0	0-3	3	2	0	2	0	1	3
2/1/25	* #22/19 TEXAS TECH	*	17:37	1-2	0-1	2-2	0-3	3	3	0	0	0	1	4
2/4/25	* OKLAHOMA STATE	DNP - Injury												
2/8/25	* at Colorado	DNP - Injury												
2/10/25	* BAYLOR	---												
2/15/25	* at Arizona	---												
2/18/25	* at Arizona State	---												
2/22/25	* IOWA STATE	---												
2/24/25	* at Texas Tech	---												
3/1/25	* CINCINNATI	---												
3/13/25	* KANSAS	---												
3/8/25	* at Baylor	---												
TBA	TBA	---												

CAREER STATISTICS

Year	W-L	GP-GS	MP	FG-FGA	Pct	3P-A	Pct	FT-FTA	Pct	Off-Def	Reb - Avg	PF-DQ	Ast	TO	Blk	Stl	Pts - Avg
2021-22	0-0																
2022-23	30-3	33-0	515	58-159	.365	43-124	.347	37-42	.881	20-54	74 - 2.2	72-1	16	26	2	10	196 - 5.9
2023-24	32-5	37-32	1,043	135-362	.373	82-223	.368	114-134	.851	35-96	131 - 3.5	95-2	34	40	3	55	466 - 12.6
2024-25	16-4	20-20	511	73-165	.442	48-110	.436	55-59	.932	5-55	60 - 3.0	46-1	20	15	0	26	249 - 12.5
Totals	78-12	90-52	2,069	266-686	.388	173-457	.379	206-235	.877	60-205	265 - 2.9	213-4	70	81	5	91	911 - 10.1

2 NCAA National Championship Game Appearances • 6 NCAA Final Four Appearances • 25 NCAA Tournaments • 20 Conference Championships • 2 NBA Draft No. 1 Overall Picks • 12 NBA Draft First-Round Selections

SHARP's 2023-24 GAME-BY-GAME (32-5 • 15-3 Big 12)

Opponent	Date	GS	Min	FG-A	3FG-A	FT-A	Off-Def	Tot	PF	A	TO	Blk	Stl	Pts
ULM	11/6/23	*	20:56	5-9	4-8	6-8	0-0	0	1	0	1	0	0	20
TEXAS A&M-CORPUS CHRISTI	11/11/23	*	21:51	3-8	2-5	3-3	2-1	3	3	2	1	0	0	11
STETSON	11/13/23	*	22:21	1-5	0-4	5-7	2-3	5	1	1	2	1	0	7
vs. Towson	11/16/23		18:12	4-7	3-5	3-3	0-3	3	2	0	1	0	0	14
vs. Utah	11/17/23		27:45	6-13	1-4	2-3	2-4	6	1	0	1	0	3	15
vs. Dayton	11/19/23		20:27	2-10	0-5	0-0	0-2	2	2	1	0	0	1	4
MONTANA	11/24/23		19:18	3-5	2-3	3-4	3-3	6	0	0	1	0	2	11
at Xavier	12/1/23	*	36:20	2-12	1-6	5-6	0-2	2	1	4	0	0	3	10
RICE	12/6/23	*	17:23	4-8	2-6	2-2	1-3	4	1	3	2	0	1	12
JACKSON STATE	12/9/23	*	22:04	6-13	5-9	8-10	1-2	3	2	1	1	0	3	25
vs. rv/rv Texas A&M	12/16/23	*	35:23	7-17	5-13	2-2	5-1	6	2	0	2	0	1	21
TEXAS STATE	12/21/23	*	27:04	2-10	2-9	11-11	1-2	3	2	1	1	0	4	17
PENN	12/30/23	*	27:57	5-10	2-5	0-0	2-2	4	3	1	1	0	1	12
* WEST VIRGINIA	1/6/24	*	20:52	3-4	1-2	1-1	2-5	7	3	0	2	0	3	8
* at rv/rv Iowa State	1/9/24	*	37:04	6-12	5-10	3-4	1-4	5	4	0	1	0	1	20
* at rv/rv TCU	1/13/24	*	28:54	2-7	1-4	3-4	0-0	0	4	1	1	0	3	8
* #25/25 TEXAS TECH	1/17/24	*	20:57	3-8	2-5	0-0	0-3	3	3	0	1	0	0	8
* UCF	1/20/24	*	19:33	0-7	0-3	2-2	0-1	1	5	0	0	0	0	2
* at #21/19 BYU	1/23/24	*	25:17	1-6	0-2	7-9	4-5	9	2	1	2	0	2	9
* rv/rv KANSAS STATE	1/27/24	*	30:57	3-15	2-8	1-2	2-4	6	1	2	1	0	3	9
* at rv/rv Texas	1/29/24	*	40:39	3-8	3-6	4-4	0-8	8	0	2	2	0	1	13
* at #8/9 Kansas	2/3/24	*	31:23	4-14	3-9	0-0	0-1	1	2	1	0	0	0	11
* OKLAHOMA STATE	2/6/24	*	29:00	6-11	3-5	1-2	1-3	4	4	1	2	0	0	16
* at Cincinnati	2/10/24	*	34:01	3-7	1-3	2-2	1-5	6	2	0	1	0	1	9
* rv/rv TEXAS	2/17/24	*	26:29	5-11	1-5	4-4	0-3	3	4	1	0	0	4	15
* #6/6 IOWA STATE	2/19/24	*	29:33	5-13	2-7	8-9	0-1	1	2	0	0	0	4	20
* at #11/11 Baylor	2/24/24	*	32:58	5-12	2-6	6-6	0-2	2	4	1	2	0	2	18
* CINCINNATI	2/27/24	*	35:30	3-12	3-8	2-2	1-3	4	4	0	1	0	2	11
* at rv/rv Oklahoma	3/2/24	*	26:34	4-8	3-5	0-0	1-2	3	4	1	1	0	0	11
* at UCF	3/6/24	*	29:40	1-7	1-4	1-2	1-2	3	4	1	1	0	2	4
* #14/15 KANSAS	3/9/24	*	31:53	3-7	3-7	0-0	1-4	5	3	2	1	0	1	9
vs. (8) TCU	3/14/24	*	33:47	4-12	2-7	4-4	0-4	4	3	1	1	0	0	14
vs. #25/23 (4) Texas Tech	3/15/24	*	37:29	5-12	4-8	3-3	1-3	4	4	2	2	0	0	17
vs. #7/8 (2) Iowa State	3/16/24	*	24:59	2-9	1-5	0-0	0-0	0	4	1	1	0	3	5
vs. (16) Longwood	3/22/24	*	28:31	4-10	3-6	2-4	0-1	1	2	0	2	0	1	13
vs. (9) Texas A&M	3/24/24	*	34:15	8-16	7-14	7-8	0-3	3	5	1	1	1	2	30
vs. #13/14 (4) Duke	3/29/24	*	35:43	2-7	0-2	3-3	0-1	1	1	1	0	1	1	7

SHARP's 2022-23 GAME-BY-GAME (30-3 • 17-1 American)

Opponent	Date	GS	Min	FG-A	3FG-A	FT-A	Off-Def	Tot	PF	A	TO	Blk	Stl	Pts
NORTHERN COLORADO	11/7/22		7:41	4-7	3-5	0-0	2-0	2	3	1	0	0	1	11
vs. Saint Joseph's	11/11/22		3:14	0-1	0-1	0-0	0-1	1	0	0	1	0	0	0
ORAL ROBERTS	11/14/22		11:47	2-2	0-0	2-2	0-2	2	2	0	3	0	0	6
TEXAS SOUTHERN	11/16/22		6:33	0-1	0-1	0-0	0-0	0	1	1	0	0	0	0
at rv/rv Oregon	11/20/22		DNP – Coach's Decision											
KENT STATE	11/26/22		DNP – Coach's Decision											
NORFOLK STATE	11/29/22		19:01	1-6	1-4	0-0	1-1	2	0	0	1	0	0	3
vs. –/rv Saint Mary's (Calif.)	12/3/22		DNP – Coach's Decision											
NORTH FLORIDA	12/6/22		19:14	3-5	3-5	0-0	0-0	0	0	0	1	0	0	9
#8/10 ALABAMA	12/10/22		DNP – Coach's Decision											
NORTH CAROLINA A&T	12/13/22		25:39	3-5	1-3	3-3	0-3	3	3	2	3	0	0	10
at #2/2 Virginia	12/17/22		9:26	0-2	0-2	0-0	0-1	1	1	0	1	0	0	0
McNEESE	12/21/22		19:11	6-10	6-10	0-0	2-1	3	0	1	1	0	0	18
* at Tulsa	12/28/22		20:17	4-7	3-5	3-3	0-4	4	4	0	4	0	0	14
* UCF	12/31/22		8:25	0-2	0-1	0-0	0-2	2	0	0	0	0	0	0
* SMU	1/5/23		23:31	1-9	1-7	3-3	2-8	10	3	0	0	0	0	6
* at Cincinnati	1/8/23		4:07	0-1	0-1	0-0	0-0	0	0	0	0	0	0	0
* SOUTH FLORIDA	1/11/23		14:51	3-6	2-5	0-0	0-0	0	3	0	1	0	0	8
* at Tulane	1/17/23		13:15	1-2	1-2	3-3	0-1	1	3	1	2	0	2	6
* TEMPLE	1/22/23		11:56	1-2	1-2	0-0	1-0	1	2	0	1	0	0	3
* at UCF	1/25/23		23:38	5-7	4-6	4-4	0-3	3	3	0	0	1	0	18
* CINCINNATI	1/28/23		23:51	1-5	1-5	2-3	0-2	2	1	1	1	0	0	5
* at Wichita State	2/2/23		6:22	0-2	0-2	0-0	0-1	1	2	0	0	0	0	0
* at Temple	2/5/23		19:33	2-4	1-3	1-2	1-2	3	2	0	0	0	0	6
* at SMU	2/16/23		22:33	2-8	2-6	1-2	3-2	5	3	2	1	1	0	7
* MEMPHIS	2/19/23		15:49	1-7	0-4	0-0	0-0	0	3	1	0	0	2	2
* TULANE	2/22/23		17:18	1-8	1-6	2-2	3-2	5	2	2	1	0	1	5
* at East Carolina	2/25/23		17:29	0-2	0-1	0-0	1-1	2	3	1	1	0	1	0
* WICHITA STATE	3/2/23		10:15	1-3	1-3	4-4	1-1	2	3	1	1	0	0	7
* at Memphis	3/5/23		14:16	2-4	1-3	0-0	0-0	0	2	0	1	0	0	5
vs. (9) East Carolina	3/10/23		18:09	1-6	1-4	1-2	0-2	2	4	0	0	0	1	4
vs. (4) Cincinnati	3/11/23		22:42	1-5	0-2	0-0	0-3	3	4	0	0	0	0	2
vs. (2) Memphis	3/12/23		12:37	1-5	1-5	0-0	2-0	2	2	0	0	0	0	3
vs. (16) Northern Kentucky	3/16/23		22:43	3-4	2-3	2-2	0-1	1	3	1	0	0	0	10
vs. (9) Auburn	3/18/23		12:54	1-4	1-3	4-5	0-4	4	2	0	0	0	1	7
vs. #16/15 (5) Miami (Fla.)	3/24/23		17:30	3-8	2-6	0-0	0-2	2	3	0	0	0	0	8

SHARP's 2021-22 GAME-by-GAME (0-0 • 0-0 American)

Opponent	Date	GS	Min	FG-A	3FG-A	FT-A	Off-Def	Tot	PF	A	TO	Blk	Stl	Pts
Sat out as a redshirt														



#11 JOSEPH TUGLER

Forward

6-8 • 230 • Sophomore-1L

Monroe, La. (Cypress Falls HS)

Undeclared Major

josephugler joseph_tugler

CAREER HIGHS

Points

17, vs. Hofstra (11/22/24)

Field Goals Made

6, vs. Hofstra (11/22/24)

Field Goal Attempts

9, at rv/rv West Virginia (1/29/25)

9, at Kansas State (1/11/25)

3-Point Field Goals Made

2, vs. Hofstra (11/22/24)

3-Point Field Goal Attempts

2, vs. #9/9 Alabama (11/26/24)

2, vs. Hofstra (11/22/24)

Free Throws Made

6, vs. #11/11 Auburn (11/9/24)

Free Throw Attempts

8, vs. #11/11 Auburn (11/9/24)

Rebounds

10, at Colorado (2/8/25)

10, at Kansas State (1/11/25)

Offensive Rebounds

6, at Colorado (2/8/25)

Defensive Rebounds

6, vs. Butler (12/7/24)

6, vs. #9/9 Alabama (11/26/24)

Assists

4, vs. Hofstra (11/22/24)

Steals

4, vs. Utah (1/22/25)

4, vs. Rice (12/6/23)

Blocked Shots

8, vs. #9/9 Alabama (11/26/24)

Minutes Played

35:37, at #12/11 Kansas (1/25/25)

SOPHOMORE (2024-25)

Grabbed nine rebounds, including a game-high eight offensive boards, and added two blocks and a pair of steals in charity exhibition win vs. #13/15 Texas A&M (10/27)... Tied for team lead with five points and led Cougars with three blocked shots in season-opening win vs. Jackson State inside Fertitta Center... Added five points against the Tigers (11/4)... Scored 10 points, tied for lead with seven rebounds and blocked two shots against #11/11 Auburn in Mattress Firm Battleground 2k24 inside Toyota Center (11/9)... Led all players with four offensive rebounds in home win over Louisiana (11/13)... Led the Cougars with 17 points on 6-of-6 shooting from the field and grabbed four rebounds with four assists in home win over Hofstra... Also drained a pair of 3-pointers and blocked a shot against the Pride (11/22)... Blocked a game-high eight shots and added eight rebounds with two points and a pair of assists against #9/9 Alabama during first day of Players Era Festival inside MGM Grand Garden Arena in Las Vegas (11/26)... Became only sixth Cougar in school history to block 8+ shots in a game... Grabbed nine rebounds,

including five offensive boards, and added two points and three assists against San Diego State during Players Era Festival Third-Place Game (11/30)... Scored 13 points on 5-of-6 shooting from the field and grabbed three rebounds with three blocks, two steals and an assist in home win over Toledo (12/18)... Grabbed seven rebounds and tied for team lead with four blocks in home win over Texas A&M-Corpus Christi (12/21)... Tied for team lead with six rebounds, including four offensive boards, and added three points with two assists, three blocks and a steal in home win over TCU (1/6)... Posted first double-double of career with 13 points and 10 rebounds in road win at Kansas State... Added two assists and a pair of blocked shots against the Wildcats (1/11)... Led all players with four offensive rebounds and two blocks in home win over rv/#25 West Virginia (1/15)... Led all players with five blocked shots and grabbed seven rebounds in road win at #12/11 Kansas (1/25)... Led all players with seven rebounds and scored 12 points in road win at rv/rv West Virginia (1/29)... Led all players with eight rebounds, including five offensive boards, against #22/19 Texas Tech (2/1)... Scored seven points with nine rebounds, three assists, a steal and two blocked shots in home win over Oklahoma State (2/4)... Led all players with 10 rebounds, including six offensive boards, in road win at Colorado (2/8).

2024-25 GAME-by-GAME STATISTICS (19-4 • 11-1 Big 12)

Date	Opponent	GS	Min	FG-A	3FG-FGA	FT-FTA	OR-DR	Tot	PF	A	TO	Blk	Stl	Pts
11/4/24	JACKSON STATE	*	25:27	2-4	1-1	0-0	3-4	7	2	1	1	3	1	5
11/9/24	vs. #11/11 Auburn		31:07	2-4	0-1	6-8	4-3	7	4	0	0	2	2	10
11/13/24	LOUISIANA		17:13	1-3	0-0	0-4	4-1	5	3	0	1	1	1	2
11/22/24	rv/- HOFSTRA		16:48	6-6	2-2	3-5	3-1	4	1	4	0	1	0	17
11/26/24	vs. #9/9 Alabama		30:58	1-5	0-2	0-1	2-6	8	4	2	2	8	1	2
11/27/24	vs. Notre Dame		10:54	3-5	0-0	0-2	00-3	3	4	1	1	0	1	6
11/30/24	vs. San Diego State		27:50	1-6	0-0	0-0	5-4	9	2	3	2	0	0	2
12/7/24	BUTLER	*	18:59	3-4	0-0	0-0	2-6	8	3	0	2	2	0	6
12/10/24	TROY	*	14:08	1-3	0-0	0-0	4-2	6	4	0	0	3	0	2
12/18/24	TOLEDO	*	16:10	5-6	0-0	3-3	2-1	3	3	1	2	3	2	13
12/21/24	TEXAS A&M-CORPUS CHRISTI	*	23:19	2-5	0-1	1-2	3-4	7	2	0	1	4	2	5
12/30/24	* at Oklahoma State	*	19:19	2-6	0-0	0-0	1-1	2	5	2	1	3	0	4
1/4/25	* BYU	*	18:27	1-1	0-0	3-4	3-2	5	5	0	3	2	0	5
1/6/25	* TCU	*	23:32	1-3	0-0	1-2	4-2	6	2	2	2	3	1	3
1/11/25	* at Kansas State	*	25:31	5-9	0-1	3-6	5-5	10	3	2	1	2	0	13
1/15/25	* rv/#25 WEST VIRGINIA	*	19:56	0-1	0-0	0-0	4-1	5	4	0	0	2	2	0
1/18/25	* at UCF	*	12:23	1-2	0-0	0-0	0-2	2	3	0	1	1	0	2
1/21/25	* UTAH	*	13:20	2-3	0-0	0-0	0-2	2	5	0	0	2	4	4
1/25/25	* at #12/11 Kansas	*	35:37	4-4	0-0	1-2	2-5	7	2	0	1	5	0	9
1/29/25	* at rv/rv West Virginia	*	27:34	5-9	0-1	2-2	3-4	7	4	0	1	1	0	12
2/1/25	* #22/19 TEXAS TECH	*	24:18	2-5	0-0	1-4	5-3	8	4	1	0	1	1	5
2/4/25	* OKLAHOMA STATE	*	24:58	2-6	0-0	3-4	4-5	9	3	3	3	2	1	7
2/8/25	* at Colorado	*	28:24	0-2	0-0	0-0	6-4	10	3	0	0	0	0	0
2/10/25	* BAYLOR		--	--	--	--	--	--	--	--	--	--	--	--
2/15/25	* at Arizona		--	--	--	--	--	--	--	--	--	--	--	--
2/18/25	* at Arizona State		--	--	--	--	--	--	--	--	--	--	--	--
2/22/25	* IOWA STATE		--	--	--	--	--	--	--	--	--	--	--	--
2/24/25	* at Texas Tech		--	--	--	--	--	--	--	--	--	--	--	--
3/1/25	* CINCINNATI		--	--	--	--	--	--	--	--	--	--	--	--
3/13/25	* KANSAS		--	--	--	--	--	--	--	--	--	--	--	--
3/8/25	* at Baylor		--	--	--	--	--	--	--	--	--	--	--	--
TBA	TBA		--	--	--	--	--	--	--	--	--	--	--	--

CAREER STATISTICS

Year	W-L	GP-GS	MP	FG-FGA	Pct	3P-A	Pct	FT-FTA	Pct	Off-Def	Reb - Avg	PF-DQ	Ast	TO	Blk	Stl	Pts - Avg
2023-24	25-3	28-1	448	43-78	.551	0-2	.000	19-41	.463	53-62	115 - 4.1	85-2	8	13	30	26	105 - 3.8
2024-25	19-4	23-17	506	52-102	.510	3-9	.333	27-49	.551	69-71	140 - 6.1	75-3	22	25	51	19	134 - 5.8
Totals	44-7	51-18	955	95-180	.528	3-11	.273	46-90	.511	122-133	255 - 5.0	160-5	30	38	81	45	239 - 4.7

2 NCAA National Championship Game Appearances • 6 NCAA Final Four Appearances • 25 NCAA Tournaments • 20 Conference Championships • 2 NBA Draft No. 1 Overall Picks • 12 NBA Draft First-Round Selections

TUGLER'S 2022-23 GAME-BY-GAME (25-3 • 12-3 Big 12)

Opponent	Date	GS	Min	FG-A	3FG-A	FT-A	Off-Def	Tot	PF	A	TO	Blk	Stl	Pts
ULM	11/6/23		12:25	1-2	0-0	0-0	4-2	6	3	1	1	1	0	2
TEXAS A&M-CORPUS CHRISTI	11/11/23		20:56	1-3	0-1	0-0	1-2	3	4	1	0	3	0	2
STETSON	11/13/23		15:38	1-2	0-0	0-0	1-3	4	2	1	0	1	2	2
vs. Towson	11/16/23		16:01	0-1	0-0	0-0	2-1	3	4	0	0	0	0	0
vs. Utah	11/17/23		10:01	1-1	0-0	2-6	1-0	1	3	0	0	0	1	4
vs. Dayton	11/19/23		11:11	1-1	0-0	1-2	0-1	1	3	0	0	1	0	3
MONTANA	11/24/23		17:12	1-2	0-0	1-2	0-2	2	2	0	0	2	1	3
at Xavier	12/1/23		12:39	3-4	0-0	0-0	3-3	6	5	0	1	2	1	6
RICE	12/6/23		13:47	3-3	0-0	1-2	2-0	2	3	0	3	1	4	7
JACKSON STATE	12/9/23		23:01	0-0	0-0	1-2	5-4	9	3	0	0	1	3	1
vs. rv/rv Texas A&M	12/16/23		21:25	2-4	0-0	0-0	3-2	5	3	1	0	3	0	4
TEXAS STATE	12/21/23		19:15	2-5	0-0	0-0	3-1	4	2	0	0	2	1	4
PENN	12/30/23	*	21:08	5-7	0-0	3-6	3-4	7	3	1	0	2	2	13
* WEST VIRGINIA	1/6/24		17:47	2-4	0-0	2-2	1-4	5	4	0	1	0	2	6
* at rv/rv Iowa State	1/9/24		17:03	1-1	0-0	1-2	1-4	5	5	0	1	0	0	3
* at rv/rv TCU	1/13/24		11:06	2-3	0-0	0-0	1-2	3	4	0	0	0	0	4
* #25/25 TEXAS TECH	1/17/24		12:40	1-2	0-0	0-0	0-5	5	4	0	1	0	1	2
* UCF	1/20/24		14:42	0-1	0-0	0-1	4-1	5	3	1	0	2	1	0
* at #21/19 BYU	1/23/24		10:58	1-3	0-0	1-4	1-3	4	2	0	1	1	1	3
* rv/rv KANSAS STATE	1/27/24		16:00	2-2	0-0	3-6	0-3	3	4	0	0	1	1	7
* at rv/rv Texas	1/29/24		19:22	2-4	0-0	0-0	4-1	5	3	0	0	2	0	4
* at #8/9 Kansas	2/3/24		33:47	3-7	0-0	2-2	5-3	8	3	0	2	1	2	8
* OKLAHOMA STATE	2/6/24		13:33	1-4	0-0	0-0	3-3	6	4	0	0	1	1	2
* at Cincinnati	2/10/24		19:36	2-3	0-0	1-2	1-2	3	3	2	0	2	0	5
* rv/- TEXAS	2/17/24		13:31	1-1	0-0	0-2	1-2	3	3	0	1	1	1	2
* #6/6 IOWA STATE	2/19/24		11:20	0-3	0-1	0-0	0-2	2	1	0	1	0	1	0
* at #11/11 Baylor	2/24/24		12:39	3-3	0-0	0-0	1-2	3	1	0	0	0	0	6
* CINCINNATI	2/27/24		9:38	1-2	0-0	0-0	2-0	2	1	0	0	0	0	2

Sat out for the remainder of the season with a foot injury



#7 MIŁOS UZAN

Guard

6-4 • 190 • Junior-TR

Las Vegas, Nev. (Oklahoma/Desert Pines HS)

Integrated Studies

X lossyuzan

CAREER HIGHS

Points

17, vs. Oklahoma State (2/4/25)
17, at #12/11 Kansas (1/25/25)
20, at #11/11 Kansas State (3/1/23)

Field Goals Made

6, done four times; Most recently
vs. Oklahoma State (2/4/25)
8, vs. Providence (12/5/23)

Field Goal Attempts

12, vs. #22/19 Texas Tech (2/1/25)
16, at #11/11 Kansas State (3/1/23)

3-Point Field Goals Made

3, vs. Oklahoma State (2/4/25)
3, done four times; Most recently
vs. Arkansas-Pine Bluff (1/30/23)

3-Point Field Goal Attempts

6, vs. BYU (1/4/25)
6, at Oklahoma State (12/30/24)
7, at Oklahoma State (2/24/24)
7, at Kansas State (3/1/23)

Free Throws Made

3, at #12/11 Kansas (1/25/25)
3, vs. Toledo (12/18/24)
3, vs. Kansas (2/1/24)
3, vs. TCU (3/4/23)
3, at Kansas State (3/1/23)

Free Throw Attempts

5, at Colorado (2/8/25)
5, at #12/11 Kansas (1/25/25)
4, vs. Kansas (2/1/24)
4, vs. TCU (3/4/23)

Rebounds

9, at #12/11 Kansas (1/25/25)
12, vs. Providence (12/5/23)

Offensive Rebounds

2, vs. Providence (12/5/23)
2, vs. Iowa State (1/4/23)

Defensive Rebounds

9, at #12/11 Kansas (1/25/25)
10, vs. Providence (12/5/23)

Assists

10, vs. Jackson State (11/4/24)
10, at TCU (1/10/24)

Steals

4, vs. Jackson State (11/4/24)
4, vs. Texas (1/23/24)
4, vs. Providence (12/5/23)

Blocked Shots

1, at UCF (1/18/25)
1, vs. Toledo (12/18/24)
1, vs. Jackson State (11/4/24)
2, at Iowa State (2/28/24)
2, vs. Arkansas-Pine Bluff (11/30/23)
2, vs. Nebraska (11/24/22)

Minutes Played

41:20, at #12/11 Kansas (1/25/25)
40:21, at Oklahoma State (2/24/24)

indicates accomplished at Oklahoma

HONORS

- USBWA Oscar Robertson National Player of the Week (Jan. 27, 2025)
- Big 12 Conference Player of the Week (Jan. 27, 2025)

JUNIOR (2024-25)

Scored five points with four rebounds, two assists and a steal in charity exhibition win vs. #13/15 Texas A&M (10/27)... Flirted with a triple-double in his Houston regular-season debut vs. Jackson State inside Fertitta Center... Led all players with 10 assists and four steals, tied for game-high honors with seven rebounds and added eight points on 3-of-6 shooting against the Tigers (11/4)... Posted 10 points with two rebounds and a game-high four assists against #11/11 Auburn in Mattress Firm Battleground 2k24 inside Toyota Center (11/9)... Totaled 13 points on 5-of-9 shooting and led all players with five assists in home win over Louisiana (11/13)... Topped all players with six assists and added four points and five rebounds in home win over Hofstra (11/22)... Scored 10 points and dished out a game-high nine assists with three rebounds and only one turnover against Notre Dame during second day of Players

Era Festival inside MGM Grand Garden Arena in Las Vegas (11/27)... Scored 13 points and added three assists with two rebounds and a pair of steals against Butler during Big 12-Big East Challenge (12/7)... Dished out five assists without a turnover in home win over Troy (12/10)... Posted 10 points with five rebounds and four assists in home win over Toledo (12/18)... Finished with 12 points on 4-of-5 shooting and dished out six assists in home win over Texas A&M-Corpus Christi (12/21)... Totaled 12 points with six rebounds, four assists and two steals in road win at Oklahoma State (12/30)... Scored seven points and dished out a game-high eight assists with no turnovers in home win over BYU (1/4)... Posted nine points with three rebounds, three assists and three steals in home win over TCU (1/6)... Dished out four assists with no turnovers and led all players with seven rebounds to go with a pair of steals in home win over rv/#25 West Virginia (1/15)... Handed out a game-high five assists with eight points, three rebounds, a block and no turnovers in road win at UCF (1/18)... Led all players with 14 points on 6-of-9 shooting and dished out a team-high five assists in home win over Utah (1/22)... Nearly posted a triple-double in road win at #12/11 Kansas... Finished with 17 points, tied for team-lead with nine rebounds and led Cougars with nine assists against the Jayhawks... Tipped Kansas inbound pass leading to Mylik Wilson game-tying 3-pointer with six seconds remaining in first overtime (1/25)... Honored as Big 12 Conference Player of the Week for Jan. 27 following those games... Posted 17 points on 6-of-10 shooting and dished out five assists with two rebounds and no turnovers in home win over Oklahoma State (2/4)... Finished with 12 points, five rebounds, three assists and a steal in road win at Colorado (2/8).

2024-25 GAME-BY-GAME STATISTICS (19-4 • 11-1 Big 12)

Date	Opponent	GS	Min	FG-A	3FG-FGA	FT-FTA	OR-DR	Tot	PF	A	TO	Blk	Stl	Pts
11/4/24	JACKSON STATE	*	25:38	3-6	2-4	0-0	0-7	7	1	10	2	1	4	8
11/9/24	vs. #11/11 Auburn	*	31:27	5-10	0-1	0-0	1-1	2	5	4	3	0	0	10
11/13/24	LOUISIANA	*	21:12	5-9	2-3	1-1	0-4	4	0	5	0	0	2	13
11/22/24	rv/- HOFSTRA	*	21:32	1-5	0-2	2-2	1-4	5	0	6	2	0	0	4
11/26/24	vs. #9/9 Alabama	*	11:51	2-5	1-1	0-0	1-0	1	5	1	2	0	0	5
11/27/24	vs. Notre Dame	*	37:26	4-11	2-5	0-0	0-3	3	0	9	1	0	1	10
11/30/24	vs. San Diego State	*	36:00	4-9	2-3	0-0	0-2	2	5	3	3	0	0	10
12/7/24	BUTLER	*	24:46	6-11	1-3	0-0	1-1	2	4	3	1	0	2	13
12/10/24	TROY	*	20:57	1-7	0-2	0-1	1-0	1	1	5	0	0	0	2
12/18/24	TOLEDO	*	26:45	3-13	1-7	3-4	0-5	5	1	4	1	1	1	10
12/21/24	TEXAS A&M-CORPUS CHRISTI	*	25:14	4-5	2-2	2-2	0-2	2	0	6	1	0	0	12
12/30/24	* at Oklahoma State	*	35:53	5-10	2-6	0-0	1-5	6	3	4	1	0	2	12
1/4/25	* BYU	*	31:04	2-9	2-6	1-2	0-2	2	0	8	0	0	2	7
1/6/25	* TCU	*	30:04	4-6	1-3	0-0	0-3	3	2	3	2	0	3	9
1/11/25	* at Kansas State	*	28:29	4-6	0-0	0-0	1-2	3	2	2	1	0	0	8
1/15/25	* rv/#25 WEST VIRGINIA	*	34:44	3-8	1-4	1-1	1-6	7	0	4	0	0	2	8
1/18/25	* at UCF	*	35:22	4-11	0-2	0-0	0-3	3	1	5	0	1	1	8
1/21/25	* UTAH	*	24:33	6-9	2-4	0-0	1-0	1	2	5	1	0	1	14
1/25/25	* at #12/11 Kansas	*	41:20	6-11	2-4	3-5	0-9	9	4	9	0	0	1	17
1/29/25	* at rv/rv West Virginia	*	37:33	4-10	2-4	0-0	0-0	0	4	2	2	0	1	10
2/1/25	* #22/19 TEXAS TECH	*	37:29	4-12	1-5	1-2	0-1	1	2	2	4	0	1	10
2/4/25	* OKLAHOMA STATE	*	35:54	6-10	3-4	2-2	0-2	2	3	5	0	0	0	17
2/8/25	* at Colorado	*	37:12	4-10	2-2	2-5	1-4	5	0	3	1	0	1	12
2/10/25	* BAYLOR		---	---	---	---	---	---	---	---	---	---	---	---
2/15/25	* at Arizona		---	---	---	---	---	---	---	---	---	---	---	---
2/18/25	* at Arizona State		---	---	---	---	---	---	---	---	---	---	---	---
2/22/25	* IOWA STATE		---	---	---	---	---	---	---	---	---	---	---	---
2/24/25	* at Texas Tech		---	---	---	---	---	---	---	---	---	---	---	---
3/1/25	* CINCINNATI		---	---	---	---	---	---	---	---	---	---	---	---
3/13/25	* KANSAS		---	---	---	---	---	---	---	---	---	---	---	---
3/8/25	* at Baylor		---	---	---	---	---	---	---	---	---	---	---	---
TBA	TBA		---	---	---	---	---	---	---	---	---	---	---	---

CAREER STATISTICS

Year	W-L	GP-GS	MP	FG-FGA	Pct	3P-A	Pct	FT-FTA	Pct	Off-Def	Reb - Avg	PF-DQ	Ast	TO	Blk	Stl	Pts - Avg
2022-23 (OU)	15-17	32-24	909	94-200	.470	29-71	.408	26-34	.765	6-81	87 - 2.7	68-1	96	69	6	24	243 - 7.6
2023-24 (OU)	20-12	32-32	1,015	114-291	.392	34-115	.296	25-37	.676	8-101	109 - 3.4	51-1	139	65	9	38	287 - 9.0
2024-25	19-4	23-23	700	90-203	.443	31-77	.403	18-27	.667	10-66	76 - 3.3	45-3	108	28	3	25	229 - 10.0
UH Totals	19-4	23-23	700	90-203	.443	31-77	.403	18-27	.667	10-66	76 - 3.3	45-3	108	28	3	25	229 - 10.0
OU Totals	35-29	64-56	1,924	208-491	.424	63-186	.339	51-71	.718	14-182	196 - 3.1	119-2	235	134	15	62	530 - 8.3
Totals	54-33	87-79	2,630	298-694	.429	94-263	.357	69-98	.704	24-248	272 - 3.1	164-5	345	162	18	87	759 - 8.7

UZAN's 2023-24 GAME-BY-GAME at OKLAHOMA (20-12 • 8-10 Big 12)

Opponent	Date	GS	Min	FG-A	3FG-A	FT-A	Off-Def	Tot	PF	A	TO	Blk	Stl	Pts
CENTRAL MICHIGAN	11/6/23	*	30:31	2-6	1-2	1-2	0-2	2	2	4	4	1	0	6
MISSISSIPPI VALLEY STATE	11/10/23	*	26:59	3-10	1-5	0-0	0-3	3	0	3	1	0	1	7
TEXAS STATE	11/14/23	*	24:10	3-6	1-3	1-2	0-4	4	0	5	2	0	1	8
UT RIO GRANDE VALLEY	11/17/23	*	29:03	3-15	0-5	2-2	0-2	2	3	2	4	0	3	8
vs. Iowa	11/23/23	*	32:17	2-7	0-3	0-0	0-5	5	3	9	0	0	0	4
vs. USC	11/24/23	*	30:50	4-11	2-5	0-0	0-4	4	0	4	1	0	1	10
ARKANSAS-PINE BLUFF	11/30/23	*	29:51	3-8	3-7	0-0	0-2	2	2	8	1	2	1	9
PROVIDENCE	12/5/23	*	34:05	8-12	0-0	1-1	2-10	12	1	0	1	1	4	17
vs. Arkansas	12/9/23	*	32:53	4-10	1-4	2-2	0-2	2	2	2	3	0	3	11
GREEN BAY	12/16/23	*	24:23	2-7	0-3	0-0	0-3	3	0	4	3	0	3	4
vs. #11/13 North Carolina	12/20/23	*	32:17	4-8	1-3	1-4	1-4	5	0	2	2	1	0	10
CENTRAL ARKANSAS	12/28/23	*	29:28	1-4	0-1	1-2	0-3	3	1	2	0	0	3	3
MONMOUTH	12/31/23	*	29:28	3-6	2-5	2-2	0-1	1	3	8	1	0	1	10
rv/rv IOWA STATE	1/6/24	*	31:05	5-9	2-5	0-0	0-4	4	1	5	3	0	0	12
* at rv/rv TCU	1/10/24	*	36:10	6-12	1-3	0-0	0-7	7	1	10	1	1	0	13
* at #3/3 Kansas	1/13/24	*	31:52	6-13	2-5	1-1	0-1	1	1	3	1	0	0	15
* WEST VIRGINIA	1/17/24	*	35:43	3-7	1-4	1-2	0-4	4	1	5	2	0	0	8
* at Cincinnati	1/20/24	*	29:10	1-6	0-1	0-0	1-3	4	4	3	2	0	1	2
* rv/rv TEXAS	1/23/24	*	29:45	4-12	1-3	0-0	0-1	1	2	4	1	0	4	9
* #20/21 TEXAS TECH	1/27/24	*	30:14	5-14	2-5	1-2	1-1	2	4	5	0	0	0	13
* at Kansas State	1/30/24	*	35:30	0-4	0-2	2-2	0-4	4	0	8	2	0	2	2
* at UCF	2/3/24	*	30:16	2-8	1-3	0-0	0-2	2	3	2	4	0	0	5
* #21/19 BYU	2/6/24	*	33:36	6-12	2-6	2-2	0-5	5	1	4	1	0	0	16
* OKLAHOMA STATE	2/10/24	*	33:41	3-5	1-2	1-2	0-4	4	0	6	3	0	0	8
* at #12/13 Baylor	2/13/24	*	30:43	4-8	1-4	0-0	0-2	2	3	4	5	0	0	9
* #6/7 KANSAS	2/17/24	*	35:40	3-12	2-4	3-4	0-5	5	1	4	1	0	2	11
* at Oklahoma State	2/24/24	*	40:21	6-15	1-7	1-1	0-2	2	1	2	2	0	1	14
* at #8/6 Iowa State	2/28/24	*	34:39	3-9	2-3	0-0	0-4	4	2	3	5	2	1	8
* #1/1 HOUSTON	3/2/24	*	34:52	3-6	0-1	0-0	1-2	3	1	4	0	1	1	6
* CINCINNATI	3/5/24	*	24:04	1-10	0-2	0-0	1-1	2	5	3	4	0	1	2
* at Texas	3/9/24	*	32:42	5-10	1-5	1-1	1-2	3	1	7	1	0	1	12
vs. TCU	3/13/24	*	37:43	6-9	2-4	1-3	0-2	2	2	4	4	0	3	15

UZAN's 2022-23 GAME-BY-GAME at OKLAHOMA (15-17 • 5-13 Big 12)

Opponent	Date	GS	Min	FG-A	3FG-A	FT-A	Off-Def	Tot	PF	A	TO	Blk	Stl	Pts
SAM HOUSTON	11/7/22		19:51	1-1	0-0	2-2	0-0	0	3	1	4	1	1	4
ARKANSAS-PINE BLUFF	11/11/22		28:29	4-5	1-1	2-2	0-2	2	2	2	3	0	3	11
UNCW	11/15/22		17:51	1-1	0-0	0-0	0-1	1	3	5	0	0	0	2
SOUTH ALABAMA	11/18/22		15:00	1-1	1-1	0-0	0-0	0	1	0	0	0	0	3
vs. Nebraska	11/24/22		14:23	1-3	0-0	0-0	0-0	0	1	0	0	2	0	2
vs. Seton Hall	11/25/22		21:40	1-4	0-1	2-2	1-0	1	1	5	0	0	2	4
vs. Mississippi	11/27/22		18:20	1-2	0-0	0-0	0-3	3	0	1	1	1	1	2
at Villanova	12/3/22		15:57	0-1	0-1	0-0	0-1	1	1	2	0	0	0	0
KANSAS CITY	12/6/22	*	28:31	5-6	1-2	0-0	0-1	1	0	5	3	0	2	11
vs. #9/8 Arkansas	12/10/22	*	34:11	7-11	1-2	0-1	0-2	2	4	5	1	0	0	15
CENTRAL ARKANSAS	12/17/22	*	25:27	0-4	0-1	0-0	0-4	4	1	9	2	0	0	0
vs. Florida	12/20/22	*	33:18	3-7	0-1	0-0	0-9	9	1	5	3	0	1	6
* #6/6 TEXAS	12/31/22	*	32:14	2-4	1-2	0-0	0-2	2	2	5	3	0	0	5
* #25/25 IOWA STATE	1/4/23	*	31:48	2-6	0-2	0-0	2-2	4	0	4	4	0	2	4
* at --/rv Texas Tech	1/7/23	*	36:32	7-10	2-2	2-2	0-3	3	3	3	4	0	1	18
* at #2/2 Kansas	1/10/23	*	35:05	4-8	1-3	2-2	0-5	5	5	1	1	0	0	11
* WEST VIRGINIA	1/14/23	*	38:02	5-7	1-3	0-2	0-9	9	4	5	4	1	1	11
* at Oklahoma State	1/18/23	*	32:15	4-7	0-0	0-0	0-4	4	2	1	4	0	1	8
* #21/22 BAYLOR	1/21/23	*	27:59	2-5	1-3	0-0	1-1	2	2	4	2	0	1	5
* at #11/11 TCU	1/24/23	*	25:47	1-10	0-3	0-0	0-1	1	2	3	4	0	0	2
* #2/2 ALABAMA	1/28/23	*	34:52	1-1	1-1	2-2	0-2	2	1	3	1	0	0	5
* OKLAHOMA STATE	2/1/23	*	27:36	4-10	1-5	2-2	0-4	4	3	1	1	0	0	11
* at rv -- West Virginia	2/4/23	*	23:36	1-8	0-3	0-0	0-3	3	3	2	3	0	0	2
* at #14/12 Baylor	2/8/23	*	29:33	4-11	3-6	0-1	0-3	3	2	0	3	0	1	11
* #9/8 KANSAS	2/11/23	*	30:43	3-8	0-2	0-0	1-1	2	4	0	5	0	3	6
* #12/14 KANSAS STATE	2/14/23	*	26:57	5-8	3-5	0-0	0-1	1	4	2	1	0	0	13
* at #6/5 Texas	2/18/23	*	39:54	6-11	1-3	2-3	0-2	2	3	4	3	0	2	15
* TEXAS TECH	2/21/23	*	36:06	3-7	2-4	2-2	0-2	2	2	1	2	0	2	10
* at #23/21 Iowa State	2/25/23	*	34:30	2-6	2-3	1-2	0-1	1	1	7	3	0	0	7
* at #11/11 Kansas State	3/1/23	*	33:41	7-16	3-5	3-3	0-3	3	4	5	0	0	0	20
* #22/22 TCU	3/4/23	*	33:04	4-6	1-3	3-4	0-6	6	0	2	2	0	0	12
vs. Oklahoma State	3/8/23	*	32:57	2-5	2-3	1-2	1-3	4	3	3	2	1	0	7



#3 RAMON WALKER Jr.

Guard

6-5 • 215 • Senior-3L

Pearland, Texas (Shadow Creek HS)

Health

📷ramonwalkerjr X ramonwalker04

CAREER HIGHS

Points

13, at Temple (1/2/22)

Field Goals Made

4, done five times; Most recently vs. Jackson State (11/4/24)

Field Goal Attempts

10, at Temple (1/2/22)

3-Point Field Goals Made

3, done three times; Most recently vs. Tulane (3/12/22)

3-Point Field Goal Attempts

6, vs. Tulane (2/2/22)
6, at Temple (1/2/22)

Free Throws Made

4, vs. UCF (1/20/24)

Free Throw Attempts

6, vs. Jackson State (12/9/23)

Rebounds

7, vs. Texas A&M-Corpus Christi (11/11/23)
7, vs. ULM (11/6/23)
7, vs. rv/rv SMU (2/27/22)

Offensive Rebounds

4, vs. ULM (11/6/23)

Defensive Rebounds

6, at Tulsa (1/15/22)

Assists

2, done six times; Most recently vs. UCF (1/20/24)

Steals

2, vs. Louisiana (11/13/24)
2, vs. Penn (12/30/23)
2, vs. Oklahoma State (12/18/21)

Blocked Shots

1, vs. Cincinnati (3/1/22)
1, at Wichita State (2/20/22)

Minutes Played

37:01, at Temple (1/2/22)

SENIOR (2024-25)

Posted seven points with two assists and two steals in charity exhibition win vs. #13/15 Texas A&M (10/27)... Made regular-season debut in win over Jackson State inside Fertitta Center... Finished with 10 points on 4-of-6 shooting and grabbed four rebounds against the Tigers (11/4)... Snared five rebounds and added a pair of steals in home win over Louisiana (11/13)... Underwent right hand surgery in late December following a collision in practice.

2024-25 GAME-by-GAME STATISTICS (6-2 • 0-0 Big 12)

Date	Opponent	GS	Min	FG-A	3FG-FA	FT-FTA	OR-DR	Tot	PF	A	TO	Blk	Stl	Pts
11/4/24	JACKSON STATE		18:34	4-6	1-2	1-1	0-4	4	0	0	0	0	0	10
11/9/24	vs. #11/11 Auburn		1:57	0-0	0-0	0-0	0-0	0	1	0	0	0	0	0
11/13/24	LOUISIANA		16:26	1-2	0-1	0-0	2-3	5	0	0	0	0	2	2
11/22/24	rv/- HOFSTRA		14:35	1-2	1-1	0-0	0-3	3	1	0	1	1	0	3
11/26/24	vs. #9/9 Alabama		7:08	0-0	0-0	0-0	2-1	3	1	0	0	0	0	0
11/27/24	vs. Notre Dame		4:35	0-0	0-0	0-0	0-0	0	0	0	0	0	0	0
11/30/24	vs. San Diego State		DNP – Coach's Decision											
12/7/24	BUTLER		18:12	0-0	0-0	0-0	2-1	3	2	0	0	0	0	2
12/10/24	TROY		10:56	0-2	0-0	1-2	0-1	1	0	0	0	1	0	1
12/18/24	TOLEDO		DNP – Injury											
12/21/24	TEXAS A&M-CORPUS CHRISTI		DNP – Injury											
12/30/24	* at Oklahoma State		DNP – Injury											
1/4/25	* BYU		DNP – Injury											
1/6/25	* TCU		DNP – Injury											
1/11/25	* at Kansas State		DNP – Injury											
1/15/25	* rv/#25 WEST VIRGINIA		DNP – Injury											
1/18/25	* at UCF		DNP – Injury											
1/21/25	* UTAH		DNP – Injury											
1/25/25	* at #12/11 Kansas		DNP – Injury											
1/29/25	* at rv/rv West Virginia		DNP – Injury											
2/1/25	* #22/19 TEXAS TECH		DNP – Injury											
2/4/25	* OKLAHOMA STATE		DNP – Injury											
2/8/25	* at Colorado		DNP – Injury											
2/10/25	* BAYLOR		--	--	--	--	--	--	--	--	--	--	--	--
2/15/25	* at Arizona		--	--	--	--	--	--	--	--	--	--	--	--
2/18/25	* at Arizona State		--	--	--	--	--	--	--	--	--	--	--	--
2/22/25	* IOWA STATE		--	--	--	--	--	--	--	--	--	--	--	--
2/24/25	* at Texas Tech		--	--	--	--	--	--	--	--	--	--	--	--
3/1/25	* CINCINNATI		--	--	--	--	--	--	--	--	--	--	--	--
3/13/25	* KANSAS		--	--	--	--	--	--	--	--	--	--	--	--
3/8/25	* at Baylor		--	--	--	--	--	--	--	--	--	--	--	--
TBA	TBA		--	--	--	--	--	--	--	--	--	--	--	--

CAREER STATISTICS

Year	W-L	GP-GS	MP	FG-FGA	Pct	3P-A	Pct	FT-FTA	Pct	Off-Def	Reb – Avg	PF-DQ	Ast	TO	Blk	Stl	Pts – Avg
2021-22	24-4	28-2	517	28-82	.341	17-62	.274	16-19	.842	22-53	75 – 2.7	46-0	14	15	3	10	89 – 3.2
2022-23	9-1	10-0	151	10-28	.357	4-15	.267	5-7	.714	7-18	25 – 2.5	16-1	4	6	0	2	29 – 2.9
2023-24	23-4	27-0	297	14-41	.341	7-23	.304	18-28	.643	29-49	78 – 2.9	30-0	9	8	0	9	53 – 2.0
2024-25	6-2	8-0	92	6-12	.500	2-4	.500	2-3	.667	6-13	19 – 2.4	5-0	0	1	2	2	16 – 2.0
Totals	62-11	73-2	1,057	58-163	.356	30-104	.288	41-57	.719	64-133	197 – 2.7	97-1	27	30	5	23	187 – 2.6

WALKER Jr.'s 2023-24 GAME-BY-GAME (23-4 • 10-3 American)

Opponent	GS	Min	FG-A	3FG-A	FT-A	O-D-T	PF	A	TO	Blk	Stl	Pts
ULM	16:36	1-3	1-2	2-2	4-3-7	2	2	0	0	0	0	5
TEXAS A&M CORPUS CHRISTI	13:37	3-6	2-3	0-2	2-5-7	2	0	0	0	0	1	8
STETSON	13:48	1-1	0-0	0-0	1-2-3	3	1	1	0	0	0	2
vs. Towson	6:18	0-2	0-0	0-0	2-2-4	2	0	1	0	0	0	0
vs. Utah	DNP – Coach's Decision											
vs. Dayton	1:38	0-0	0-0	2-2	0-0-0	0	0	0	0	0	0	2
MONTANA	17:58	0-2	0-1	1-2	2-2-4	1	1	0	0	0	0	1
at Xavier	1:34	0-0	0-0	0-0	0-0-0	2	0	0	0	0	0	0
RICE	10:08	1-2	0-0	0-1	1-2-3	0	0	0	0	0	0	2
JACKSON STATE	8:51	0-0	0-0	3-6	1-1-2	1	0	1	0	1	3	3
vs. rv/rv Texas A&M	DNP – Coach's Decision											
TEXAS STATE	20:33	2-6	0-3	0-0	2-4-6	4	1	1	0	1	4	4
PENN	24:19	0-2	0-2	0-0	3-3-6	3	1	0	0	2	0	0
* WEST VIRGINIA	14:27	2-2	1-1	0-0	1-4-5	1	0	0	0	1	5	5
* at rv/rv Iowa State	5:28	0-0	0-0	0-0	0-1-1	0	0	1	0	0	0	0
* at rv/rv TCU	5:12	0-1	0-1	0-0	0-1-1	2	0	0	0	0	0	0
* #25/25 TEXAS TECH	10:06	1-4	1-3	0-0	3-1-4	0	0	0	0	0	0	3
* UCF	18:38	1-1	1-1	4-5	1-2-3	1	2	1	0	0	7	7
* at #21/19 BYU	6:36	0-0	0-0	0-0	0-1-1	0	0	0	0	0	0	0
* rv/rv KANSAS STATE	11:58	0-1	0-0	1-2	0-1-1	1	0	0	0	0	1	1
* at rv/rv Texas	4:12	0-0	0-0	0-0	0-1-1	1	0	0	0	0	0	0
* at #8/9 Kansas	3:38	0-1	0-1	0-0	0-0-0	0	0	0	0	0	0	0
* OKLAHOMA STATE	22:05	0-0	0-0	0-0	2-4-6	0	1	0	0	0	0	0
* at Cincinnati	3:57	0-0	0-0	0-0	0-1-1	0	0	0	0	0	0	0
* rv/- TEXAS	11:41	0-1	0-1	2-2	1-3-4	0	0	0	0	0	0	2
* #6/6 IOWA STATE	9:24	0-1	0-1	2-2	0-1-1	0	0	0	1	0	2	2
* at #11/11 Baylor	DNP – Injury											
* CINCINNATI	DNP – Injury											
* at rv/rv Oklahoma	DNP – Injury											
* at UCF	DNP – Injury											
* #14/15 KANSAS	DNP – Injury											
vs. (8) TCU	DNP – Injury											
vs. #25/23 (4) Texas Tech	DNP – Injury											
vs. #7/8 (2) Iowa State	DNP – Injury											
vs. (16) Longwood	14:04	0-1	0-0	1-2	2-0-2	3	0	0	0	2	2	2
vs. (9) Texas A&M	7:06	1-1	0-0	0-0	1-1-2	1	0	0	0	0	2	2
vs. #13/14 (4) Duke	13:16	1-3	1-3	0-0	0-3-3	0	0	1	0	0	3	3

WALKER Jr.'s 2022-23 GAME-BY-GAME (9-1 • 1-0 American)

Opponent	GS	Min	FG-A	3FG-A	FT-A	O-D-T	PF	A	TO	Blk	Stl	Pts
NORTHERN COLORADO	13:38	1-2	1-2	0-0	0-1-1	3	2	0	0	0	3	3
vs. Saint Joseph's	18:09	3-6	2-4	1-2	2-2-4	5	0	0	0	1	9	9
ORAL ROBERTS	20:20	0-1	0-1	0-0	2-4-6	1	0	2	0	0	0	0
TEXAS SOUTHERN	17:47	3-6	1-3	0-0	1-3-4	2	1	0	0	1	7	7
at rv/rv Oregon	7:18	0-0	0-0	2-3	0-0-0	0	0	0	0	0	2	2
KENT STATE	DNP – Illness											
NORFOLK STATE	DNP – Illness											
vs. -/rv Saint Mary's (Calif.)	DNP – Coach's Decision											
NORTH FLORIDA	21:05	0-4	0-3	2-2	0-3-3	2	0	2	0	0	2	2
#8/10 ALABAMA	16:33	0-2	0-1	0-0	1-3-4	3	0	0	0	0	3	3
NORTH CAROLINA A&T	10:18	3-5	0-0	0-0	0-1-1	0	0	2	0	0	6	6
at #2/2 Virginia	DNP – Coach's Decision											
McNEESE	15:36	0-1	0-0	0-0	1-0-1	0	1	0	0	0	0	0
* at Tulsa	9:52	0-1	0-0	0-0	0-1-1	0	0	0	0	0	0	0

Sat out for the remainder of the season

WALKER Jr.'s 2021-22 GAME-BY-GAME (24-4 • 15-3 American)

Opponent	GS	Min	FG-A	3FG-A	FT-A	O-D-T	PF	A	TO	Blk	Stl	Pts
HOFSTRA	DNP – Coach's Decision											
RICE	DNP – Injury											
rv/#25 VIRGINIA	DNP – Injury											
vs. Butler	DNP – Injury											
vs. Wisconsin	DNP – Injury											
vs. rv/#23 Oregon	DNP – Injury											
NORTHWESTERN STATE	DNP – Injury											
BRYANT	DNP – Injury											
ALCORN STATE	DNP – Injury											
at #9/9 Alabama	DNP – Injury											
LOUISIANA	7:09	0-3	0-2	0-0	0-0-0	1	0	0	0	0	0	0
vs. Oklahoma State	17:25	0-0	0-0	3-4	0-1-1	1	0	1	0	2	3	3
TEXAS STATE	22:39	2-4	1-3	0-0	1-4-5	1	1	0	0	0	5	5
* CINCINNATI	Postponed											
* at Temple	37:01	4-10	3-6	2-2	1-2-3	0	0	1	0	1	13	13
* at South Florida	19:11	0-4	0-4	0-0	0-1-1	1	1	1	0	0	0	0
* WICHITA STATE	12:20	1-4	1-4	2-2	0-1-1	1	1	0	0	1	5	5
* at Tulsa	30:45	1-5	0-4	0-0	0-6-6	4	1	1	0	0	2	2
* SOUTH FLORIDA	22:27	1-7	0-5	0-0	2-3-5	3	2	0	0	0	2	2
* EAST CAROLINA	17:01	1-2	1-2	0-0	1-5-6	4	0	0	0	0	3	3
* at UCF	9:28	1-1	0-0	0-0	0-0-0	3	0	0	0	1	2	2
* TULANE	25:21	4-9	1-6	2-2	3-1-4	2	0	1	0	0	11	11
* at Cincinnati	20:33	0-2	0-2	0-0	0-1-1	1	1	0	0	0	0	0
* at -/rv SMU	13:08	0-0	0-0	0-0	0-1-1	1	0	1	0	0	0	0
* MEMPHIS	11:04	0-1	0-1	0-0	1-0-1	0	0	0	0	0	0	0
* UCF	13:15	2-2	2-2	2-3	0-1-1	2	0	1	0	1	8	8
* at Wichita State	31:09	4-6	3-5	0-0	2-0-2	2	0	1	1	0	11	11
* at Tulane	20:02	1-4	1-4	0-0	1-4-5	1	2	0	0	0	3	3
* rv/rv SMU	22:10	0-1	0-1	0-1	2-5-7	3	0	0	0	0	0	0
* CINCINNATI	19:07	0-3	0-2	0-0	0-1-1	3	0	2	1	0	0	0
* TEMPLE	13:12	0-0	0-0	3-1-4	0	0	1	0	0	0	0	0
* at Memphis	12:52	0-1	0-1	0-0	1-2-3	2	1	2	0	1	0	0
vs. Cincinnati	13:06	0-0	0-0	3-3	0-1-1	2	1	0	0	0	3	3
vs. Tulane	23:19	4-7	3-4	0-0	1-5-6	1	1	1	0	1	11	11
vs. Memphis	19:40	0-2	0-2	0-0	1-0-1	0	0	1	0	0	0	0
vs. UAB	16:28	0-1	0-1	2-2	2-4-6	3	2	0	0	1	2	2
vs. #19/16 Illinois	11:55	0-0	0-0	0-0	0-0-0	1	0	0	0	0	0	0
vs. #2/2 Arizona	26:30	2-3	1-2	0-0	0-3-3	2	0	0	1	1	5	5
vs. #6/5 Villanova	8:45	0-0	0-0	0-0	0-0-0	1	0	0	0	0	0	0



#8 MYLIK WILSON

Guard

6-2 • 175 • r-Graduate-1L (RS '22-23)

Rayville, La.-Rayville HS (Texas Tech/Louisiana)

'24 UH graduate in Psychology

Post-baccalaureate work in Health in '24-25

 m.w.13  mylikw13

CAREER HIGHS

Points

18, at #12/11 Kansas (1/25/25)
30, at Appalachian State (1/6/20)

Field Goals Made

8, at #12/11 Kansas (1/25/25)
10, at Appalachian State (1/6/20)

Field Goal Attempts

11, at #12/11 Kansas (1/25/25)
11, vs. Utah (1/22/25)
19, at Appalachian State (1/6/20)

3-Point Field Goals Made

2, at #12/11 Kansas (1/25/25)
2, vs. BYU (1/4/25)
2, vs. Hofstra (11/22/24)
2, at UT Arlington (1/16/21)
3, vs. South Alabama (1/2/20)

3-Point Field Goal Attempts

3, done five times; Most recently
at #12/11 Kansas (1/25/25)
9, vs. South Alabama (1/2/20)

Free Throws Made

4, vs. (8) TCU (3/14/24)
4, vs. Penn (12/30/23)
7, at ULM (2/13/21)
7, at Arkansas State (12/18/19)

Free Throw Attempts

5, vs. (8) TCU (3/14/24)
10, at Arkansas State (12/18/19)

Rebounds

11, vs. Texas A&M-Corpus Christi (12/21/24)
16, at UT Arlington (1/16/21)

Offensive Rebounds

4, vs. Texas A&M-Corpus Christi (12/21/24)
6, vs. LSU-Alexandria (12/8/20)

Defensive Rebounds

10, vs. #7/8 (2) Iowa State (3/16/24)
13, at UT Arlington (1/16/21)

Assists

5, vs. Jackson State (12/9/23)
8, vs. Coastal Carolina (3/3/20)

Steals

5, vs. Utah (1/22/25)
5, vs. Jackson State (12/9/23)
5, vs. New Orleans (12/15/20)
5, vs. Coastal Carolina (3/3/20)

Blocked Shots

3, vs. (8) TCU (3/14/24)
3, vs. Kansas State (2/28/22)
3, vs. ULM (2/11/21)

Minutes Played

31:34, vs. #25/23 (4) Texas Tech (3/15/24)
40, vs. South Alabama (3/6/21)
40, at Appalachian State (1/6/20)

Accomplished prior to Houston
2019-21 – Louisiana | 2021-22 Texas Tech

GRADUATE (2024-25)

Became 1,000-point scorer in his collegiate career with free throw late in first half at UCF... Led all players with four assists and added five points, three rebounds and a pair of steals in charity exhibition win vs. #13/15 Texas A&M (10/27)... Posted 15 points on 7-of-9 shooting and grabbed three rebounds with three assists and a pair of steals in season-opening win vs. Jackson State inside Fertitta Center (11/4)... Finished with 10 points on 4-of-7 shooting and added five rebounds with four assist, two steals and a blocked shot in home win over Toledo (12/18)... Posted eight points with a team-high 11 rebounds and dished out two assists with a pair of steals in home win over Texas A&M-Corpus Christi (12/21)... Scored 12 points with four rebounds in home win over BYU (1/4)... Finished with

nine point and added five rebounds with two assists in home win over TCU (1/6)... Posted seven points with five rebounds, an assist and steal in road win at UCF (1/18)... Scored four points and led the Cougars with seven rebounds and five steals in home win over Utah (1/22/25)... Poured in a Houston-career-high 18 points on 8-of-11 shooting and grabbed six rebounds in road win at #12/11 Kansas... Scooped up a loose ball on Kansas inbounds pass and drained the game-tying 3-pointer with less than two seconds remaining to force second overtime period (1/25).

2024-25 GAME-by-GAME STATISTICS (19-4 • 11-1 Big 12)

Date	Opponent	GS	Min	FG-A	3FG-FGA	FT-FTA	OR-DR	Tot	PF	A	TO	Blk	Stl	Pts
11/4/24	JACKSON STATE		20:50	7-9	1-1	0-0	1-2	3	1	3	0	0	2	15
11/9/24	vs. #11/11 Auburn		13:53	1-4	0-0	0-0	2-2	4	0	0	1	0	0	2
11/13/24	LOUISIANA		17:31	3-7	1-1	0-0	1-3	4	1	1	1	0	1	7
11/22/24	rv/- HOFSTRA		11:04	2-3	2-2	0-0	0-1	1	1	2	0	0	0	6
11/26/24	vs. #9/9 Alabama		23:35	3-9	1-2	0-0	1-4	5	2	1	1	0	1	7
11/27/24	vs. Notre Dame		5:54	0-2	0-1	0-0	1-0	1	2	0	0	0	1	0
11/30/24	vs. San Diego State		6:12	1-2	0-0	0-0	0-0	0	1	0	0	0	0	2
12/7/24	BUTLER		1:43	0-0	0-0	0-0	0-1	1	0	0	1	0	1	0
12/10/24	TROY		14:29	0-2	0-0	1-2	0-1	1	1	1	2	0	1	1
12/18/24	TOLEDO		26:47	4-7	0-1	2-2	2-3	5	1	4	3	1	2	10
12/21/24	TEXAS A&M-CORPUS CHRISTI		25:46	3-7	0-2	2-2	4-7	11	2	2	0	0	2	8
12/30/24	* at Oklahoma State		15:48	0-1	0-1	2-2	0-2	2	0	1	0	0	0	2
1/4/25	* BYU		10:42	0-2	0-1	2-2	1-1	2	2	1	1	1	0	2
1/6/25	* TCU		17:33	4-6	1-2	0-0	1-4	5	1	2	1	0	0	9
1/11/25	* at Kansas State		13:19	3-8	0-0	1-2	0-2	2	0	2	0	0	1	7
1/15/25	* rv/#25 WEST VIRGINIA		11:04	0-1	0-0	0-0	0-2	2	0	1	0	0	1	0
1/18/25	* at UCF		17:50	3-6	0-0	1-2	1-4	5	4	1	1	0	1	7
1/21/25	* UTAH		24:18	2-11	0-2	0-1	3-4	7	1	4	0	0	5	7
1/25/25	* at #12/11 Kansas		23:24	8-11	2-3	0-0	3-3	6	3	0	1	0	0	18
1/29/25	* at rv/rv West Virginia		12:36	1-3	0-1	0-0	1-4	5	1	0	3	0	0	2
2/1/25	* #22/19 TEXAS TECH		19:16	3-6	0-0	0-0	2-3	5	4	2	0	0	1	6
2/4/25	* OKLAHOMA STATE		22:58	2-8	0-1	2-2	2-2	4	0	1	1	1	3	6
2/8/25	* at Colorado		25:57	3-6	0-1	1-2	0-3	3	2	1	2	0	2	7
2/10/25	* BAYLOR		---	---	---	---	---	---	---	---	---	---	---	---
2/15/25	* at Arizona		---	---	---	---	---	---	---	---	---	---	---	---
2/18/25	* at Arizona State		---	---	---	---	---	---	---	---	---	---	---	---
2/22/25	* IOWA STATE		---	---	---	---	---	---	---	---	---	---	---	---
2/24/25	* at Texas Tech		---	---	---	---	---	---	---	---	---	---	---	---
3/1/25	* CINCINNATI		---	---	---	---	---	---	---	---	---	---	---	---
3/13/25	* KANSAS		---	---	---	---	---	---	---	---	---	---	---	---
3/8/25	* at Baylor		---	---	---	---	---	---	---	---	---	---	---	---
TBA	TBA		---	---	---	---	---	---	---	---	---	---	---	---

CAREER STATISTICS

Year	W-L	GP-GS	MP	FG-FGA	Pct	3P-A	Pct	FT-FTA	Pct	Off-Def	Reb - Avg	PF-DQ	Ast	TO	Blk	Stl	Pts - Avg
2019-20 (at UL)	14-15	29-24	991	128-270	.474	7-21	.333	48-68	.706	34-132	166 - 5.7	79-0	85	82	18	68	333 - 11.5
2020-21 (at UL)	17-9	26-26	877	132-301	.439	13-53	.245	59-81	.728	32-111	143 - 5.5	66-1	83	56	25	52	336 - 12.9
2021-22 (at TTU)	24-8	32-5	487	31-71	.437	2-12	.167	17-27	.630	9-45	54 - 1.7	26-0	53	27	17	38	81 - 2.5
2022-23	0-0									Redshirt							
2023-24	31-5	36-0	574	65-147	.442	7-29	.241	22-37	.595	35-92	127 - 3.5	46-0	29	25	14	33	159 - 4.4
2024-25	19-4	23-0	389	58-124	.468	10-23	.435	12-17	.706	26-59	85 - 3.7	28-0	31	18	3	24	138 - 6.0
UH Totals	50-9	59-0	963	123-271	.454	17-52	.327	34-54	.630	61-151	212 - 3.6	74-0	60	43	17	57	297 - 5.0
UL Totals	31-24	55-50	1,868	260-571	.455	20-74	.270	107-149	.718	66-243	309 - 5.6	145-1	168	138	43	120	669 - 12.2
TTU Totals	24-8	32-5	487	31-71	.437	2-12	.167	17-27	.630	9-45	54 - 1.7	26-0	53	27	17	38	81 - 2.5
Totals	105-41	146-55	3,315	414-913	.453	61-198	.308	158-230	.687	136-439	575 - 3.9	245-1	281	208	77	215	1,047 - 7.2

WILSON's 2023-24 GAME-BY-GAME (32-5 • 15-3 Big 12)

Opponent	GS	Min	FG-A	3FG-A	FT-A	O-D-T	PF	A	TO	Blk	Stl	Pts
ULM	16:52	0-5	0-3	2-2	2-4	2	4	1	2	2	2	2
TEXAS A&M-CORPUS CHRISTI	16:52	2-6	0-1	0-2	2-4	1	2	1	0	4	4	4
STETSON	13:20	5-6	1-1	0-0	2-1	3	1	1	0	1	11	11
vs. Towson	21:01	1-6	0-0	0-0	0-1	1	0	0	1	1	2	2
vs. Utah	3:41	0-1	0-1	0-0	0-1	1	0	0	0	0	0	0
vs. Dayton	8:26	0-2	0-0	0-0	0-0	0	0	0	0	0	0	0
MONTANA	3:31	0-1	0-0	0-0	0-0	2	0	0	0	0	0	0
at Xavier	1:44	0-0	0-0	0-0	0-0	1	0	0	0	0	0	0
RICE	15:43	1-3	0-0	0-0	1-4	5	2	1	1	1	1	2
JACKSON STATE	17:59	5-9	0-1	0-0	1-4	5	2	5	1	1	5	10
vs. rv/rv Texas A&M	DNP – Coach's Decision											
TEXAS STATE	16:58	4-6	0-0	0-0	2-5	7	1	1	0	0	0	8
PENN	22:45	2-6	0-0	4-4	1-0	1	0	1	0	1	1	8
* WEST VIRGINIA	12:35	2-5	1-1	1-2	0-1	1	1	0	0	0	0	6
* at rv/rv Iowa State	4:28	0-0	0-0	0-0	0-1	1	0	0	1	0	0	0
* at rv/rv TCU	6:14	0-3	0-1	0-0	0-2	2	0	0	0	0	0	0
* #25/25 TEXAS TECH	2:57	1-2	0-0	0-0	0-0	2	0	1	0	0	0	0
* UCF	22:31	4-10	0-0	0-0	0-7	7	4	1	2	0	1	8
* at #21/19 BYU	10:11	1-4	1-3	0-0	1-2	3	1	0	1	0	0	3
* rv/rv KANSAS STATE	12:57	1-2	0-0	2-2	1-1	2	1	0	1	1	0	4
* at rv/rv Texas	4:23	1-1	0-0	0-0	0-1	1	0	1	0	0	0	2
* at #8/9 Kansas	11:58	1-5	0-3	0-0	0-0	0	0	0	0	0	2	2
* OKLAHOMA STATE	20:34	5-10	0-1	2-3	1-3	4	0	0	0	0	2	12
* at Cincinnati	21:09	2-5	0-0	0-0	3-4	7	2	2	0	0	3	4
* rv/- TEXAS	15:14	1-6	0-2	1-2	3-4	7	1	1	1	0	0	3
* #6/6 IOWA STATE	19:31	3-4	1-2	0-2	1-5	6	0	1	1	2	1	7
* at #11/11 Baylor	19:11	1-4	0-1	1-2	0-3	3	0	1	0	0	0	3
* CINCINNATI	18:29	1-3	0-0	0-2	0-1	1	0	1	0	1	2	2
* at rv/rv Oklahoma	24:22	4-4	0-0	2-2	3-2	5	0	1	0	1	1	10
* at UCF	18:09	0-1	0-0	0-1	2-0	2	3	0	1	0	0	0
* #14/15 KANSAS	19:58	3-4	0-1	0-0	2-4	6	1	1	0	0	1	6
* vs. (8) TCU	21:57	2-4	0-0	4-5	2-3	5	2	1	2	3	1	8
vs. #25/23 (4) Texas Tech	31:34	4-7	1-3	0-0	2-4	6	2	0	1	0	2	9
vs. #7/8 (2) Iowa State	30:53	1-3	0-1	1-2	0-10	10	2	2	2	0	0	3
vs. (16) Longwood	22:26	3-4	1-1	0-0	2-4	6	1	0	1	0	2	7
vs. (9) Texas A&M	24:14	3-4	1-2	2-4	1-5	6	1	1	1	1	0	9
vs. #13/14 (4) Duke	19:21	1-1	0-0	0-0	0-3	3	2	2	1	0	0	2

WILSON's 2021-22 GAME-BY-GAME (24-8 • 12-5 Big 12 at Texas Tech)

Opponent	GS	Min	FG-A	3FG-A	FT-A	O-D-T	PF	A	TO	Blk	Stl	Pts
NORTH FLORIDA	* 28	2-3	0-0	1-2	0-2	2	1	7	7	1	2	5
GRAMBLING STATE	* 23	1-4	0-1	2-2	1-3	4	1	3	0	1	1	4
PRAIRIE VIEW A&M	* 27	3-7	0-0	1-4	1-1	2	2	5	0	0	3	7
vs. UIW	11	0-3	0-1	0-0	0-1	1	0	2	1	0	2	0
OMAHA	* 20	4-4	0-0	0-0	0-0	0	4	0	0	0	3	8
LAMAR	* 27	2-4	1-2	0-0	0-3	3	1	4	2	3	2	5
at Providence	25	1-4	0-2	2-2	1-2	3	2	1	1	0	2	4
vs. Tennessee	5	0-0	0-0	0-0	0-0	0	1	0	2	1	0	0
ARKANSAS STATE	DNP											
vs. #5 Gonzaga	DNP											
EASTERN WASHINGTON	DNP											
ALABAMA STATE	DNP											
* at #11 Iowa State	DNP											
* KANSAS	24	2-3	1-1	0-0	1-3	4	2	5	2	0	1	5
* at Baylor	4	0-0	0-0	0-0	0-2	2	0	0	1	0	0	0
* OKLAHOMA STATE	14	2-2	0-0	0-0	0-0	0	0	1	1	1	1	4
* at Kansas State	1	0-0	0-0	0-0	0-0	0	0	0	0	0	0	0
* IOWA STATE	6	1-1	0-0	0-0	0-0	0	1	0	1	0	0	2
* WEST VIRGINIA	10	0-0	0-0	1-2	0-1	1	0	0	1	0	1	1
* at Kansas	22	1-4	0-0	3-4	2-2	4	1	1	0	2	1	5
* MISSISSIPPI STATE	22	3-4	0-0	6-6	0-2	2	1	1	0	0	1	12
* TEXAS	24	2-6	0-2	1-2	0-3	3	1	2	2	0	4	5
* at West Virginia	21	1-2	0-0	0-0	0-3	3	1	3	3	1	1	2
* at Oklahoma	24	1-3	0-1	0-0	1-3	4	1	1	1	0	2	2
* TCU	17	1-2	0-0	0-2	0-1	1	3	2	0	0	1	2
* BAYLOR	11	1-1	0-0	0-0	0-1	1	2	1	0	1	1	2
* at Texas	20	0-3	0-1	0-1	0-5	5	1	1	1	0	1	0
* OKLAHOMA	16	1-1	0-0	0-0	0-3	3	1	0	1	0	2	2
* at TCU	9	0-0	0-0	0-0	1-0	1	2	1	2	0	1	0
* KANSAS STATE	18	1-4	0-1	0-0	0-2	2	1	2	1	3	1	2
* at Oklahoma State	8	0-1	0-0	0-0	0-1	1	0	0	0	0	0	0
vs. Iowa State	14	0-0	0-0	0-0	0-1	1	0	1	1	2	1	0
vs. Oklahoma	3	0-0	0-0	0-0	0-0	0	0	1	1	1	0	0
vs. Kansas	7	0-1	0-0	0-0	1-0	1	0	3	0	0	0	0
vs. Montana State	16	1-3	0-0	0-0	0-0	0	2	1	0	1	2	2
vs. Notre Dame	10	0-1	0-0	0-0	0-0	0	0	0	0	0	1	0
vs. Duke	0+	0-0	0-0	0-0	0-0	0	0	0	0	0	0	0

WILSON's 2022-23 GAME-BY-GAME (0-0 • 0-0 American)

Opponent	GS	Min	FG-A	3FG-A	FT-A	O-D-T	PF	A	TO	Blk	Stl	Pts
Sat out as a redshirt												

WILSON's 2020-21 GAME-BY-GAME (17-9 • 10-7 SBC at Louisiana)

Opponent	GS	Min	FG-A	3FG-A	FT-A	O-D-T	PF	A	TO	Blk	Stl	Pts
vs. Baylor	* 34	4-12	0-3	0-0	0-3	3	2	2	1	2	8	8
at New Orleans	* 36	7-17	1-4	6-7	0-6	6	2	2	2	0	5	21
LSU-SHREVEPORT	* 37	6-17	0-3	2-3	2-8	10	3	7	4	2	0	14
LSU-ALEXANDRIA	* 29	7-16	1-4	0-0	6-1	7	1	6	2	1	1	15
LOUISIANA TECH	* 28	5-10	0-2	1-3	0-3	3	2	2	1	1	3	11
NEW ORLEANS	* 31	6-11	0-0	3-4	1-2	3	3	5	2	5	15	15
MCNEESE	* 34	5-10	0-1	2-2	1-1	2	2	2	2	2	0	12
* TEXAS STATE	* 39	9-14	0-2	3-3	5-6	11	4	2	3	3	4	21
* TEXAS STATE	* 37	4-10	1-3	5-5	0-2	2	4	3	2	0	2	14
* LITTLE ROCK	* 32	5-9	0-1	0-0	0-1	1	2	2	1	1	3	10
* LITTLE ROCK	* 34	3-13	0-1	4-4	1-3	4	4	3	2	0	1	10
* at UT Arlington	* 30	5-16	1-3	0-0	0-7	7	1	0	0	1	1	11
* at UT Arlington	* 36	8-11	5-5	4-7	3-13	16	2	2	2	1	4	25
* ARKANSAS STATE	* 32	5-12	0-3	0-1	2-1	3	4	0	0	0	3	10
* ARKANSAS STATE	* 33	5-12	0-1	2-2	0-2	2	0	5	2	0	3	12
* at Texas State	* 30	3-9	0-2	2-2	0-8	8	3	1	0	0	0	8
* at Texas State	* 19	3-4	0-0	1-2	2-2	4	4	3	1	0	2	7
* at Arkansas State	* 35	3-10	0-1	1-2	1-3	4	2	3	1	1	7	7
* at Arkansas State	* 36	6-15	0-2	0-0	1-5	6	1	2	3	0	3	12
* ULM	* 32	5-13	1-3	2-4	2-3	5	2	3	1	3	0	13
* at ULM	* 38	6-10	1-4	7-7	1-5	6	2	7	3	1	2	20
* UT ARLINGTON	* 37	2-7	0-0	4-7	1-7	8	2	5	4	2	1	8
* at Little Rock	* 36	3-7	0-0	5-7	1-3	4	2	3	4	1	1	11
* at Little Rock	* 34	1-7	0-1	4-6	0-2	2	4	2	0	0	6	6
vs. South Alabama	* 40	7-13	1-2	1-1	2-8	10	3	6	1	1	3	16
vs. Georgia State	* 38	9-16	1-2	0-2	0-6	6	5	6	4	1	2	19

WILSON's 2019-20 GAME-BY-GAME (14-15 • 8-8 SBC at Louisiana)

Opponent	GS	Min	FG-A	3FG-A	FT-A	O-D-T	PF	A	TO	Blk	Stl	Pts
LOYOLA (N.O.)		34	5-10	0-2	1-2	0-4-4	1	4	5	1	4	11
McNEESE	*	40	3-9	0-2	0-0	4-2-6	4	5	2	2	2	6
at TCU	*	35	6-15	2-5	2-3	1-5-6	3	2	5	0	3	16
YOUNGSTOWN STATE	*	34	4-9	0-0	1-2	0-3-3	2	2	3	1	2	9
at Wyoming	*	36	1-6	0-3	0-2	2-7-9	2	0	3	0	2	2
vs. Detroit-Mercy		30	4-6	2-3	0-0	1-2-3	2	3	1	0	1	10
vs. UC Irvine		20	2-4	1-1	1-1	0-0-0	0	0	1	0	0	6
SOUTHEASTERN LOUISIANA		24	3-5	0-1	0-0	2-2-4	1	2	3	0	1	6
at Arizona State	*	35	5-10	3-4	3-5	3-5-8	3	0	6	2	3	16
LOUISIANA TECH	*	29	3-7	0-0	1-3	1-2-3	4	1	1	0	4	7
* at Arkansas State	*	36	2-6	1-1	7-10	2-2-4	4	2	2	0	1	12
* LITTLE ROCK	*	34	3-4	1-1	1-2	0-2-2	3	4	2	0	5	8
UCSANTA BARBARA	*	39	7-11	1-2	0-0	1-2-3	4	4	0	1	3	15
* SOUTH ALABAMA	*	32	6-10	5-9	0-0	1-6-7	2	3	3	1	0	17
* TROY	*	36	7-10	0-2	4-4	3-10-13	3	5	5	1	3	18
* at Appalachian State	*	40	10-19	4-8	6-8	0-9-9	2	3	2	1	5	30
* at Georgia State		DNP										
at Georgia Southern		DNP										
* UT ARLINGTON		DNP										
* TEXAS STATE		DNP										
* ULM	*	26	3-8	0-1	3-3	0-5-5	3	3	2	0	2	9
* at UT Arlington	*	30	3-10	0-4	0-0	0-4-4	2	0	1	1	2	6
* at Texas State	*	36	6-16	1-4	2-2	0-8-8	3	3	4	2	0	15
* GEORGIA STATE	*	39	6-10	1-3	3-3	2-6-8	4	1	4	1	4	16
* GEORGIA SOUTHERN	*	35	3-6	1-1	2-2	2-7-9	4	3	4	0	2	9
* at South Alabama	*	39	3-10	0-2	0-0	1-2-3	2	7	0	0	4	6
* at Troy	*	36	4-10	1-2	2-4	0-7-7	3	3	5	1	1	11
* at ULM	*	35	3-7	1-3	1-2	2-4-6	4	5	3	0	1	8
* ARKANSAS STATE	*	37	4-10	0-4	2-3	1-7-8	2	2	2	1	1	10
* at Little Rock	*	36	8-12	0-2	2-2	0-4-4	4	4	3	0	4	18
* COASTAL CAROLINA	*	36	4-6	0-1	2-3	1-1-2	1	8	2	0	5	10
* ARKANSAS STATE	*	39	6-13	3-5	2-2	2-10-12	4	2	4	1	3	17
* at Georgia Southern	*	33	4-11	1-5	0-0	2-4-6	3	4	4	1	0	

THE LAST TIME...

A TEAM...

Poll Rankings

Was ranked in one national poll

#5 (1,245 pts.), Associated Press (Feb. 3, 2025)
 #5 (613 pts.), USA TODAY Sports Coaches (Feb. 3, 2025)
Was ranked in both national polls
 #5 (1,245 pts.), Associated Press (Feb. 3, 2025)
 #5 (613 pts.), USA TODAY Sports Coaches (Feb. 3, 2025)

Received points in one national poll

#5 (1,245 pts.), Associated Press (Feb. 3, 2025)
 #5 (613 pts.), USA TODAY Sports Coaches (Feb. 3, 2025)
Received points in both national polls
 #5 (1,245 pts.), Associated Press (Feb. 3, 2025)
 #5 (613 pts.), USA TODAY Sports Coaches (Feb. 3, 2025)

Received 50+ first-place votes in one national poll

52, Associated Press (March 11, 2024)

Received 40+ first-place votes in one national poll

52, Associated Press (March 11, 2024)

Received 35+ first-place votes in one national poll

52, Associated Press (March 11, 2024)

Received 30+ first-place votes in one national poll

52, Associated Press (March 11, 2024)

Received 20+ first-place votes in one national poll

52, Associated Press (March 11, 2024)
 29, USA TODAY Sports Coaches (March 11, 2024)

Received 10+ first-place votes in one national poll

52, Associated Press (March 11, 2024)
 29, USA TODAY Sports Coaches (March 11, 2024)

Received 10+ first-place votes in both national polls

52, Associated Press (March 11, 2024)
 29, USA TODAY Sports Coaches (March 11, 2024)

Received 5+ first-place votes in one national poll

52, Associated Press (March 11, 2024)
 29, USA TODAY Sports Coaches (March 11, 2024)

Received 5+ first-place votes in both national polls

52, Associated Press (March 11, 2024)
 29, USA TODAY Sports Coaches (March 11, 2024)

Received a first-place vote in one national poll

4, Associated Press (Preseason, Oct. 14, 2024)
 4, USA TODAY Sports Coaches (Oct. 23, 2024)

Received a first-place vote in both national polls

4, Associated Press (Preseason, Oct. 14, 2024)
 4, USA TODAY Sports Coaches (Oct. 23, 2024)

NET Rankings

Was ranked #1 in NET ranking

#1, through March 17, 2024

Was ranked in Top Five in NET ranking

#3, through Feb. 5, 2025

Was ranked in Top 10 in NET ranking

#3, through Feb. 5, 2025

Was ranked in Top 25 in NET ranking

#3, through Feb. 5, 2025

vs. Ranked Teams

Played a ranked team

W, 92-86 (2 OT), at #12/11 Kansas (1/25/25)

Beat a ranked team at home

W, 70-54, vs. rv/#25 West Virginia (1/15/25)

Beat a ranked team on road

W, 92-86 (2OT), at #12/11 Kansas (1/25/25)

Beat a ranked team at neutral site

W, 82-59, vs. #25/23 (4) Texas Tech, Phillips 66 Big 12 Championship Semifinals (3/15/24)

Lost to a ranked team at home

L, 65-71, vs. #8/10 Alabama (12/10/22)

Lost to a ranked team on road

L, 65-78, at #8/9 Kansas (2/3/24)

Lost to a ranked team at neutral site

L, 80-85 (OT), vs. #9/9 Alabama, Players Era Festival (11/26/24)

Winning Streaks

Won 5+ straight games

13 (12/7/24 – 2/1/25)

Won 10+ straight games

13 (12/7/24 – 2/1/25)

Won 15+ straight games

15 (11/10/18 – 1/9/19)

Won 20+ straight games

26 (12/17/82 – 4/4/83)

Won 25+ straight games

26 (12/17/82 – 4/4/83)

Won 30+ straight games

32 (3/25/67 – 3/16/68)

Losing Streaks

Lost 5+ straight games

6 (2/5/ – 3/1/15)

Lost 10+ straight games

11 (1/31 – 3/4/98)

Buzzer Beaters

Won on buzzer beater

UH: 69-68, 6-foot laup on left side, by J'Wan Roberts, at UCF (1/18/25) (1.1 secs left on clock)

67-65, 18-foot jumper to right of free throw line, by Jamal Shead, at Memphis (3/5/23) (no time left on clock)

Opp: 72-71, jumper by T.J. Haws from right wing, bounced off rim and in, vs. BYU (11/15/19) (no time left on clock)

Margin of Victory

Won by 20+ Points

UH: (34) 70-36, vs. Utah (1/22/25)

Opp: (28) 41-69, vs. #7/8 (2) Iowa State, Phillips 66 Big 12 Championship Title Game (3/16/24)

Won by 25+ Points

UH: (34) 70-36, vs. Utah (1/22/25)

Opp: (28) 41-69, vs. #7/8 (2) Iowa State, Phillips 66 Big 12 Championship Title Game (3/16/24)

Won by 30+ Points

UH: (34) 70-36, vs. Utah (1/22/25)

Opp: (37) 43-80, at rv/rv UConn (1/30/14)

Won by 35+ Points

UH: (36) 80-44, vs. Hofstra (11/22/24)

Opp: (37) 43-80, at rv/rv UConn (1/30/14)

Won by 40+ Points

UH: (46) 91-45, vs. Louisiana (11/13/24)

Opp: (47) 63-110, at Washington (12/24/04)

Won by 45+ Points

UH: (46) 91-45, vs. Louisiana (11/13/24)

Opp: (47) 63-110, at Washington (12/24/04)

Won by 50+ Points

UH: (57) 97-40, vs. Jackson State (11/4/24)

Opp: Has not happened

Won by 55+ Points

UH: (57) 97-40, vs. Jackson State (11/4/24)

Opp: Has not happened

Won by 60+ Points

UH: (67) 111-44, vs. Bryant (12/3/21)

Opp: Has not happened

Won by 65+ Points

UH: (67) 111-44, vs. Bryant (12/3/21)

Opp: Has not happened

Won by 70+ Points

UH: (77) 158-81, vs. Valparaiso (2/24/68)

Opp: Has not happened

Won by 75+ Points

UH: (77) 158-81, vs. Valparaiso (2/24/68)

Opp: Has not happened

Scored 100 points and lost

L, 101-102 (2OT), at Louisiana (1/13/88)

in Overtime

Played an overtime game

L, 81-82 (OT), vs. Texas Tech (2/1/25)

Played a double-overtime game

W, 92-86 (2OT), at #12/11 Kansas (1/25/25)

Played a triple-overtime game

L, 92-101, at Tulsa (2/16/13)

Played a quadruple-overtime game

L, 77-78 (4OT), at TCU (2/17/81)

Total Points

Scored 150+ points

UH: W, 158-81, vs. Valparaiso (2/24/68)

Opp: Has not happened

Scored 140+ points

UH: W, 145-78, vs. Texas Lutheran (12/8/81)

Opp: Has not happened

Scored 130+ points

UH: W, 131-62, vs. Florida Tech (11/22/05)

Opp: Has not happened

Scored 120+ points

UH: W, 131-62, vs. Florida Tech (11/22/05)

Opp: L, 101-121, at Bowling Green (3/1/75)

Scored 110+ points

UH: W, 111-44, vs. Bryant (12/3/21)

Opp: L, 99-112, at Nevada (11/21/09)

Scored 100+ points

UH: W, 100-95, vs. (9) Texas A&M, NCAA Tournament South Region Round of 32, (3/24/24)

Opp: W, 100-95, vs. (9) Texas A&M, NCAA Tournament South Region Round of 32, (3/24/24)

Scored 95+ points

UH: W, 97-40, vs. Jackson State (11/4/24)

Opp: W, 100-95, vs. (9) Texas A&M, NCAA Tournament South Region Round of 32, (3/24/24)

Scored 60 or fewer points

UH: L, 51-54, vs. #13/14 (4) Duke, NCAA Tournament Sweet 16 (3/29/24)

Opp: W, 69-59, at Colorado (2/8/25)

Scored 55 or fewer points

UH: L, 51-54, vs. #13/14 (4) Duke, NCAA Tournament Sweet 16 (3/29/24)
 Opp: W, 63-49, at rv/rv West Virginia (1/29/25)

Scored 50 or fewer points

UH: L, 41-69, vs. #7/8 (2) Iowa State, Phillips 66 Big 12 Championship Title Game (3/16/24)
 Opp: W, 63-49, at rv/rv West Virginia (1/29/25)

Scored 45 or fewer points

UH: L, 41-69, vs. #7/8 (2) Iowa State, Phillips 66 Big 12 Championship Title Game (3/16/24)
 Opp: W, 70-36, vs. Utah (1/22/25)

Scored 40 or fewer points

UH: L, 39-42, vs. Oklahoma City (12/15/51)
 Opp: W, 70-36, vs. Utah (1/22/25)

Scored 35 or fewer points

UH: L, 34-43, vs. Louisiana (12/10/47)
 Opp: W, 84-31, vs. ULM (11/6/23)

Points in a Half

Scored 50+ points in a half

UH: 51 (2nd), vs. Butler, Big 12-Big East Battle (12/7/24) (W, 79-51)

Opp: 50 (2nd), at Rice (11/19/19) (W, 97-89)

Scored 50+ points in both halves

UH: 52 (1st), 59 (2nd) vs. Bryant (12/3/21) (W, 111-44)

Opp: 50 (1st), 54 (2nd), at UCF (3/7/14) (L, 83-104)

Scored 55+ points in a half

UH: 59 (2nd), vs. Bryant (12/3/21) (W, 111-44)

Opp: 57 (1st), at #18/14 Louisville (1/16/14) (L, 52-91)

Scored 55+ points in both halves

UH: 56 (1st, 2nd), vs. Houston Baptist (11/26/19) (W, 112-73)

Scored 60+ points in a half

UH: 60 (2nd), vs. Northwestern State (11/30/21) (W, 99-58)

Opp: 64, by Marshall, at C-USA Championship (3/9/11)

Scored 60+ points in both halves

UH: 69 (1st); 62 (2nd), vs. Florida Tech (11/22/05) (W, 131-62)

Opp: Has not happened

Scored 65+ points in a half

UH: 65 (2nd), at Rice (11/19/19) (W, 97-89)

Opp: 66 (2nd), by Purdue (Indianapolis) (12/10/93) (L, 90-114)

Scored 65+ points in both halves

UH: 74 (1st); 84 (2nd), vs. Valparaiso (W, 158-81)

Opp: Has not happened

Scored 70+ points in a half

UH: 84 (2nd), vs. Valparaiso (2/24/68)

Opp: Has not happened

Scored 70+ points in both halves

UH: 74 (1st); 84 (2nd), vs. Valparaiso (W, 158-81) (2/24/68)

Opp: Has not happened

Scored 75+ points in a half

UH: 84 (2nd), vs. Valparaiso (2/24/68)

Opp: Has not happened

THE LAST TIME...

Scored 80+ points in a half

UH: 84 (2nd), vs. Valparaiso (2/24/68 (W, 158-81)
Opp: Has not happened

Scored 85+ points in a half

UH: 85 (1st), vs. Texas Wesleyan (2/22/66)
(W, 152-108)
Opp: Has not happened

Scored 25 points or fewer in a half

UH: 18 (1st), vs. rv/ Hofstra (11/22/24)
(W, 80-44)
Opp: 19 (1st), at rv/rv West Virginia (1/29/25)
(W, 63-49)

Scored 20 points or fewer in a half

UH: 18 (1st), vs. rv/ Hofstra (11/22/24)
(W, 80-44)
Opp: 19 (1st), at rv/rv West Virginia (1/29/25)
(W, 63-49)

Scored 15 points or fewer in a half

UH: 15 (1st), at Southern Miss (1/13/12)
(L, 54-73)
Opp: 11 (1st), vs. Troy (12/10/24) (W, 62-42)
Houston school record

Scored 10 points or fewer in a half

UH: 10 (2nd), vs. rv/rv Tulsa (2/5/15) (L, 44-57)
Opp: Has not happened

Field Goal Percentage

Shot 70+ percent from field

UH: 70.0 (35-50), vs. Tennessee State (12/30/01)
(W, 91-60)
Opp: Has not happened

Shot 65+ percent from field

UH: 66.7 (42-63), vs. East Carolina (2/25/18)
(W, 109-58)
Opp: 68.9 (31-45), at #8/9 Kansas (2/3/23)
(L, 67-78)

Shot 60+ percent from field

UH: 62.0 (44-71), vs. Bryant (12/3/21)
(W, 111-44)
Opp: 68.9 (31-45), at #8/9 Kansas (2/3/23)
(L, 67-78)

Shot 55 percent+ from field

UH: 58.2 (39-67), vs. Jackson State (11/4/24)
(W, 97-40)
Opp: 68.9 (31-45), at #8/9 Kansas (2/3/23)
(L, 67-78)

Shot 50 percent+ from field

UH: 53.3 (32-60), vs. Butler, Big 12-Big East Battle
(12/7/24) (W, 79-51)
Opp: 51.0 (25-49), vs. Oklahoma State (2/4/25)
(W, 72-63)

Shot 35 percent or less from field

UH: 26.8 (15-56), vs. #7/8 (2) Iowa State,
Phillips 66 Big 12 Championship Title Game
(3/16/24) (L, 41-69)
Opp: 25.9 (14-54), at Oklahoma State (12/30/24)
(W, 60-47)

Shot 30 percent or less from field

UH: 26.8 (15-56), vs. #7/8 (2) Iowa State,
Phillips 66 Big 12 Championship Title Game
(3/16/24) (L, 41-69)
Opp: 25.9 (14-54), at Oklahoma State (12/30/24)
(W, 60-47)

Shot 25 percent or less from field

UH: 23.8 (15-63), vs. Kent State (11/26/22)
(W, 49-44)
Opp: 24.0 (12-50), vs. Troy (12/10/24) (W, 62-42)

Shot 20 percent or less from field

UH: TBD
Opp: 15.9 (7-44), vs. UCF (1/20/24) (W, 57-42)

3-Point Field Goals Made

Made 19+ 3-pointers

UH: 19, vs. Florida Tech (Nov. 22, 2005)
(W, 131-62)
Opp: Has not happened

Made 18+ 3-pointers

UH: 18, vs. East Carolina (2/25/18) (W, 109-58)
Opp: Has not happened

Made 17+ 3-pointers

UH: 18, vs. Norfolk State (11/29/22) (W, 100-52)
Opp: Has not happened

Made 16+ 3-pointers

UH: 16, vs. BYU (1/4/25) (W, 86-55)
Opp: Has not happened

Made 15+ 3-pointers

UH: 16, vs. BYU (1/4/25) (W, 86-55)
Opp: 15, at #18/14 Louisville (1/16/14) (L, 52-91)

Made 14+ 3-pointers

UH: 16, vs. BYU (1/4/25) (W, 86-55)
Opp: 14, vs. Vermont, Gulf Coast Showcase
Championship (11/23/16) (W, 72-71)

Made 13+ 3-pointers

UH: 16, vs. BYU (1/4/25) (W, 86-55)
Opp: 13, vs. Lamar (11/25/20)

Made 12+ 3-pointers

UH: 16, vs. BYU (1/4/25) (W, 86-55)
Opp: 12, vs. #22/19 Texas Tech (2/1/25)
(L, 81-82 OT)

Made 11+ 3-pointers

UH: 11, vs. rv/#25 West Virginia (1/15/25)
(W, 70-54)
Opp: 12, vs. #22/19 Texas Tech (2/1/25)
(L, 81-82 OT)

Made 10+ 3-pointers

UH: 11, vs. rv/#25 West Virginia (1/15/25)
(W, 70-54)
Opp: 12, vs. #22/19 Texas Tech (2/1/25)
(L, 81-82 OT)

Made 3 or fewer 3-pointers

UH: 3, at UCF (1/18/25) (W, 69-68)
Opp: 3, vs. TCU (1/6/25) (W, 65-46)

Made 2 or fewer 3-pointers

UH: 2, vs. #13/14 (4) Duke,
NCAA Tournament Sweet 16 (3/29/24)
(L, 51-54)
Opp: 2, vs. (8) TCU, Big 12 Championship
Quarterfinals (3/15/24) (W, 60-45)

Made 1 or fewer 3-pointers

UH: 1, vs. #6/5 Villanova, NCAA Tournament
Elite Eight (3/26/22) (L, 44-50)
Opp: 1, vs. Norfolk State (11/29/22) (W, 100-52)

Did not make a 3-pointer

UH: vs. Saint Louis (3/7/01), C-USA Tournament
(L, 65-78)
Current streak of 776 straight games through Feb. 9, 2025
Opp: at Tulsa (1/4/15) (L, 54-72)
Current streak of 350 straight games through Feb. 9, 2025

3-Point Field Goal Attempts

Attempted 40+ 3-pointers

UH: 42, at UCF (2/2/08) (W, 84-81)
Opp: 43, vs. Hofstra (11/9/21) (W, 83-75 OT)

Attempted 35+ 3-pointers

UH: 35, vs. ULM (11/6/23) (W, 84-31)
Opp: 38, at #21/19 BYU (1/23/24) (W, 75-68)

Attempted 30+ 3-pointers

UH: 34, vs. BYU (1/4/25) (W, 86-55)
Opp: 30, vs. #22/19 Texas Tech (2/1/25)
(L, 81-82 OT)

Attempted 25+ 3-pointers

UH: 25, at #12/11 Kansas (1/25/25)
(W, 92-86, 2OT)
Opp: 30, vs. #22/19 Texas Tech (2/1/25)
(L, 81-82 OT)

Attempted 20+ 3-pointers

UH: 21, vs. Oklahoma State (2/4/25) (W, 72-63)
Opp: 23, at Colorado (2/8/25) (W, 69-59)

Attempted 15+ 3-pointers

UH: 15, at Colorado (2/8/25) (W, 69-59)
Opp: 23, at Colorado (2/8/25) (W, 69-59)

3-Point Field Goal Percentage

Shot 60 percent or higher from 3-pt line

UH: 60.0 (12-20), vs. Jackson State (11/4/24)
(W, 97-40)
Opp: 53.6 (15-28), at #18/14 Louisville (1/16/14)
(L, 52-91)

Shot 50 percent or higher from 3-pt line

UH: 50.0 (9-18), vs. Butler, Big 12-Big East Battle
(12/7/24) (W, 79-51)
Opp: 52.7 (29-55), at rv/rv Oklahoma (3/2/24)
(W, 87-85)

Shot 45 percent or higher from 3-pt line

UH: 47.1 (16-34), vs. BYU (1/4/25) (W, 86-55)
Opp: 52.7 (29-55), at rv/rv Oklahoma (3/2/24)
(W, 87-85)

Shot 40 percent or higher from 3-pt line

UH: 40.0 6-15at Colorado (2/8/25) (W, 69-59)
Opp: 40.0 (12-30), vs. #22/19 Texas Tech (2/1/25)
(L, 81-82 OT)

Shot 30 percent or higher from 3-pt line

UH: 40.0 (6-15), at Colorado (2/8/25) (W, 69-59)
Opp: 39.1 (9-23), at Colorado (2/8/25) (W, 69-59)

Shot 20 percent or less from 3-pt line

UH: 16.7 (4-24), vs. Toledo (12/18/24) (W, 78-49)
Opp: 16.7 (3-18), vs. TCU (1/6/25) (W, 65-46)

Shot 10 percent or less from 3-pt line

UH: 5.0 (1-20), vs. #6/5 Villanova,
NCAA Tournament Elite Eight (3/26/22) (L, 44-50)
Opp: 10.0 (2-20), vs. (8) TCU, Big 12
Championship Quarterfinals (3/15/24)
(W, 60-45)

Free Throws Made

Made 40+ free throws

UH: 40, vs. Southwestern (12/12/77)
Opp: 42, vs. Texas Tech, SWC Classic (3/10/94)
(L, 86-110)

Made 35+ free throws

UH: 35, vs. Southern Miss (1/23/02)
Opp: 36, vs. Wyoming, Global Sports Classic
Championship Round (12/22/15)

Made 30+ free throws

UH: 31, vs. South Carolina (12/5/20) (W, 77-67)
Opp: 30, vs. #9/9 Alabama, Players Era Festival
(11/26/24) (L, 80-85 OT)

Made 25+ free throws

UH: 26, vs. #9/9 Alabama, Players Era Festival
(11/26/24) (L, 80-85 OT)
Opp: 30, vs. #9/9 Alabama, Players Era Festival
(11/26/24) (L, 80-85 OT)

Made 20+ free throws

UH: 21, vs. Texas A&M-Corpus Christi
(12/21/24) (W, 87-51)
Opp: 23, vs. #22/19 Texas Tech (2/1/25)
(L, 81-82 OT)

Made 10 or fewer free throws

UH: 9, at Colorado (2/8/25) (W, 69-59)
Opp: 6, vs. Oklahoma State (2/4/25) (W, 72-63)

Made 5 or fewer free throws

UH: 5, vs. TCU (1/6/25) (W, 65-46)
Opp: 5, at rv/rv West Virginia (1/29/25)
(W, 63-49)

Made 3 or fewer free throws

UH: 3, vs. #25/25 Texas Tech (11/17/24) (W, 77-54)
Opp: 3, vs. Stetson (11/13/23) (W, 79-48)

Made 2 or fewer free throws

UH: 1, at Oklahoma State (12/8/18) (W, 63-53)
Opp: 2, vs. McNeese (12/21/22) (W, 83-44)

Made 1 or fewer free throws

UH: 1, at Oklahoma State (12/8/18) (W, 63-53)
Opp: 1, vs. Rice (1/9/91) (W, 80-73)

Made 0 free throws

UH: 0, at TCU (1/19/05) (L, 51-58)
Opp: Has not happened

Free Throws Attempts

Attempted 50+ free throws

UH: 53, vs. Southwestern (12/12/77)
Opp: 50, at Tulsa (2/16/13) (L, 92-101, 3OT)

Attempted 45+ free throws

UH: 45, vs. Texas Southern (12/23/00) (L, 68-71)
Opp: 45, vs. (9) Texas A&M,
NCAA Tournament South Region Round of 32,
(3/24/24) (W, 100-95, OT)

Attempted 40+ free throws

UH: 43, vs. Houston Baptist (12/16/14) (W, 83-76)
Opp: 41, vs. #9/9 Alabama, Players Era Festival
(11/26/24) (L, 80-85 OT)

Attempted 35+ free throws

UH: 38, vs. South Carolina (12/5/20) (W, 77-67)
Opp: 41, vs. #9/9 Alabama, Players Era Festival
(11/26/24) (L, 80-85 OT)

Attempted 30+ free throws

UH: 33, vs. #9/9 Alabama, Players Era Festival
(11/26/24) (L, 80-85 OT)
Opp: 34, vs. #22/19 Texas Tech (2/1/25)
(L, 81-82 OT)

Attempted 10 or fewer free throws

UH: 6, at rv/rv West Virginia (1/29/25) (W, 63-49)
Opp: 5, vs. TCU (1/6/25) (W, 65-46)

Attempted 5 or fewer free throws

UH: 3, vs. #25/25 Texas Tech (11/17/24) (W, 77-54)
Opp: 5, vs. Stetson (11/13/23) (W, 79-48)

Attempted 3 or fewer free throws

UH: 3, vs. #25/25 Texas Tech (11/17/24) (W, 77-54)
Opp: 2, vs. TCU (2/1/85) (L, 80-85)

THE LAST TIME...

Attempted 2 or fewer free throws

UH: 2, at Oklahoma State (12/8/18) (W, 63-53)
Opp: 2, vs. TCU (2/1/85) (L, 80-85)

Attempted 1 or fewer free throws

UH: 1, vs. SMU (2/16/11) (L, 51-65)
Opp: Has not happened

Free Throw Percentage

Shot 100 percent from FT line

UH: 100.0 (6-6), at rv/rv West Virginia (1/29/25) (W, 63-49)

Opp: 100.0 (15-15), vs. #6/5 Villanova, NCAA Tournament Elite Eight (3/26/22) (L, 44-50)

Shot 90 percent or higher from FT line

UH: 100.0 (6-6), at rv/rv West Virginia (1/29/25) (W, 63-49)

Opp: 93.8 (15-16), vs. Longwood, NCAA Tournament South Region First Round (3/22/24) (W, 86-46)

Shot 80 percent or higher from FT line

UH: 85.7 (12-14), vs. Oklahoma State (2/4/25) (W, 72-63)

Opp: 83.3 (15-18), at Oklahoma State (12/30/24) (W, 60-47)

Shot 70 percent or higher from FT line

UH: 85.7 (12-14), vs. Oklahoma State (2/4/25) (W, 72-63)

Opp: 75.0 (12-16), at Colorado (2/8/25) (W, 69-59)

Shot 60 percent or higher from FT line

UH: 60.0 (9-15), at Colorado (2/8/25) (W, 69-59)

Opp: 75.0 (12-16), at Colorado (2/8/25) (W, 69-59)

Shot 50 percent or less from FT line

UH: 50.0 (9-18), at UCF (3/6/24) (W, 67-59)

Opp: 50.0 (6-12), vs. Oklahoma State (2/4/25) (W, 72-63)

Shot 40 percent or less from FT line

UH: 36.4 (4-11), at #8/8 Cincinnati (1/31/18) (L, 70-80)

Opp: 35.3 (6-17), vs. ULM (11/6/23) (W, 84-31)

Rebounds

Had 60+ Rebounds

UH: 62, vs. Morgan State (11/22/14) (W, 72-57)

Opp: 65, vs. Georgetown (St. Petersburg, Fla.) (12/29/90) (L, 51-63)

Had 50+ Rebounds

UH: 50, vs. Toledo (12/18/24) (W, 78-49)

Opp: 55, vs. (8) TCU, Big 12 Championship Quarterfinals (3/15/24) (W, 60-45)

Had 40+ Rebounds

UH: 40, vs. Oklahoma State (2/4/25) (W, 72-63)

Opp: 45, at #12/11 Kansas (1/25/25) (W, 92-86, 20T)

Had 30+ Rebounds

UH: 38, at Colorado (2/8/25) (W, 69-59)

Opp: 37, vs. #22/19 Texas Tech (2/1/25) (L, 81-82 OT)

Had 20 or fewer Rebounds

UH: 18, vs. Southeastern Louisiana (12/18/04) (W, 68-61)

Opp: 19, at rv/rv West Virginia (1/29/25) (W, 63-49)

Rebounding Margin

Had +49 Rebound Margin

UH: Has not happened

Opp: +49 (70-21), at #10 Bradley (1/11/58) (L, 80-116)

Had +48 Rebound Margin

UH: Has not happened

Opp: +49 (70-21), at #10 Bradley (1/11/58) (L, 80-116)

Had +47 Rebound Margin

UH: Has not happened

Opp: +49 (70-21), at #10 Bradley (1/11/58) (L, 80-116)

Had +45 Rebound Margin

UH: +45 (72-27), vs. St. Mary's (Texas) (2/15/67) (W, 110-79)

Opp: +47 (74-27), vs. Notre Dame (1/9/65) (L, 80-10)

Had +44 Rebound Margin

UH: +44 (72-27), at West Texas A&M (2/23/67) (W, 120-76)

Opp: +47 (74-27), vs. Notre Dame (1/9/65) (L, 80-10)

Had +43 Rebound Margin

UH: +44 (72-27), at West Texas A&M (2/23/67) (W, 120-76)

Opp: +47 (74-27), vs. Notre Dame (1/9/65) (L, 80-10)

Had +41 Rebound Margin

UH: +42 (68-26), vs. Valparaiso (2/24/68) (W, 158-81)

Opp: +47 (74-27), vs. Notre Dame (1/9/65) (L, 80-10)

Had +40 Rebound Margin

UH: +42 (68-26), vs. Valparaiso (2/24/68) (W, 158-81)

Opp: +47 (74-27), vs. Notre Dame (1/9/65) (L, 80-10)

Had +38 Rebound Margin

UH: +38 (65-27), vs. UNLV (1/20/71) (W, 130-73)

Opp: +47 (74-27), vs. Notre Dame (1/9/65) (L, 80-10)

Had +37 Rebound Margin

UH: +37 (75-38), vs. Trinity (12/11/76) (W, 124-67)

Opp: +47 (74-27), vs. Notre Dame (1/9/65) (L, 80-10)

Had +36 Rebound Margin

UH: +37 (75-38), vs. Trinity (12/11/76) (W, 124-67)

Opp: +47 (74-27), vs. Notre Dame (1/9/65) (L, 80-10)

Had +35 Rebound Margin

UH: +35 (65-30), vs. Nevada (12/2/89) (W, 109-68)

Opp: +47 (74-27), vs. Notre Dame (1/9/65) (L, 80-10)

Had +32 Rebound Margin

UH: +35 (65-30), vs. Nevada (12/2/89) (W, 109-68)

Opp: +32 (26-58), at Arizona (12/17/06) (L, 62-87)

Had +30 Rebound Margin

UH: +31 (53-22), vs. East Carolina (2/25/18) (W, 109-58)

Opp: +31 (26-57), at Nevada (11/21/09) (L, 99-112)

Had +28 Rebound Margin

UH: +28 (54-26), vs. SMU (1/5/23) (W, 87-53)

Opp: +31 (26-57), at Nevada (11/21/09) (L, 99-112)

Had +25 Rebound Margin

UH: +26 (53-27), vs. Tulsa (2/8/23) (W, 80-42)

Opp: +27 (25-52), at UTSA (1/1/10) (L, 82-83)

Had +20 Rebound Margin

UH: +24 (44-20), at Kansas State (1/11/25) (W, 87-57)

Opp: +22 (23-45), vs. South Florida (12/30/15)) (W, 73-67)

Had +15 Rebound Margin

UH: +16 (40-24), vs. Oklahoma State (2/4/25) (W, 72-63)

Opp: +16 (24-40), at #8/9 Kansas (2/3/24) (L, 65-78)

Had +10 Rebound Margin

UH: +12 (38-26), at Colorado (2/8/25) (W, 69-59)

Opp: +14 (35-49), vs. (9) Texas A&M, NCAA Tournament South Region Round of 32 (3/24/24) (W, 100-95 OT)

Had +5 Rebound Margin

UH: +12 (38-26), at Colorado (2/8/25) (W, 69-59)

Opp: +5 (34-49), at Oklahoma State (12/30/24) (W, 60-47)

Had +3 Rebound Margin

UH: +12 (38-26), at Colorado (2/8/25) (W, 69-59)

Opp: +3 (33-36), vs. Utah (1/22/25) (W, 70-36)

Had +1 Rebound Margin

UH: +12 (38-26), at Colorado (2/8/25) (W, 69-59)

Opp: +2 (43-45), at #12/11 Kansas (1/25/25) (W, 92-86, 20T)

Had Even Rebound Margin

UH: (33-33), vs. #11/11 Auburn, Battleground 2k24 (11/13/24) (L, 69-74)

Assists

Recorded 35+ assists

UH: 35, vs. SMU (1/8/83) (W, 105-71)

Opp: Has not happened

Recorded 30+ assists

UH: 31, vs. East Carolina (2/25/18) (W, 109-58)

Opp: 30, at Charlotte (12/28/98) (L, 75-105)

Recorded 25+ assists

UH: 26, vs. Norfolk State (11/29/22) (W, 100-52)

Opp: 25, at rv/rv SMU (1/21/17) (L, 64-85)

Recorded 20+ assists

UH: 20, vs. rv/— Hofstra (11/22/24) (W, 80-44)

Opp: 20, at #12/11 Kansas (1/25/25) (W, 92-86, 20T)

Recorded 15+ assists

UH: 16, vs. Oklahoma State (2/4/25) (W, 72-63)

Opp: 20, at #12/11 Kansas (1/25/25) (W, 92-86, 20T)

Recorded 10+ assists

UH: 16, vs. Oklahoma State (2/4/25) (W, 72-63)

Opp: 13, at Colorado (2/8/25) (W, 69-59)

Recorded 5 or fewer assists

UH: 13, vs. Louisiana (11/13/24) (W, 91-45)

Opp: 4, vs. TCU (1/6/25) (W, 65-46)

Recorded 3 or fewer assists

UH: 3, vs. Boise State (11/27/20) (W, 68-58)

Opp: 3, vs. Saint Joseph's, Veterans Classic (11/11/22) (W, 81-55)

Blocked Shots

Recorded 15+ blocks

UH: 15, vs. #13 Villanova (3/27/83), NCAA Tournament Midwest Regional championship (W, 89-71)

Opp: Has not happened

Recorded 10+ blocks

UH: 11, vs. Utah (1/22/25) (W, 70-36)

Opp: 10, at Cincinnati (2/1/20) (L, 62-64)

Recorded 5+ blocks

UH: 5, at #12/11 Kansas (1/25/25) (W, 92-86, 20T)

Opp: 5, vs. San Diego State, Players Era Festival (11/30/24) (L, 70-73 OT)

Recorded 0 blocks

UH: 0, at Tulane (2/23/22) (W, 81-67)

Opp: 0, at #12/11 Kansas (1/25/25) (W, 92-86, 20T)

Steals

Recorded 20+ steals

UH: 22, vs. McNeese (12/31/05) (W, 78-67)

Opp: 21, vs. Texas (1/29/94 L, 78-110)

Recorded 15+ steals

UH: 19, vs. Utah (1/22/25) (W, 70-36)

Opp: 18, vs. Arkansas-Pine Bluff, Continental Tire Las Vegas Classic Regional Round (12/17/14) (L, 56-61 OT)

Recorded 10+ steals

UH: 19, vs. Utah (1/22/25) (W, 70-36)

Opp: 10, vs. (8) TCU, Big 12 Championship Quarterfinals (3/15/24) (W, 60-45)

Recorded 5+ steals

UH: 5, at Colorado (2/8/25) (W, 69-59)

Opp: 5, at Colorado (2/8/25) (W, 69-59)

Turnovers

Recorded 30+ turnovers

UH: NA

Opp: 30, vs. Louisiana College (11/19/12) (W, 106-59)

Recorded 25+ turnovers

UH: 26, vs. Nicholls (11/12/10) (W, 63-62 OT)

Opp: 26, vs. Utah (1/22/25) (W, 70-36)

Recorded 20+ turnovers

UH: 23, vs. Kent State (11/26/22) (W, 49-44)

Opp: 26, vs. Utah (1/22/25) (W, 70-36)

Recorded 15+ turnovers

UH: 16, at rv/rv Iowa State (1/9/24) (L, 53-57)

Opp: 26, vs. Utah (1/22/25) (W, 70-36)

Recorded 10+ turnovers

UH: 10, vs. Oklahoma State (2/4/25) (W, 72-63)

Opp: 12, at Colorado (2/8/25) (W, 69-59)

Recorded 5 or fewer turnovers

UH: 5, vs. Utah (1/22/25) (W, 70-36)

Opp: 12, at rv/rv West Virginia (1/29/25) (W, 63-49)

Recorded 3 or fewer turnovers

UH: 3, at #8/9 Kansas (2/3/24) (L, 65-78)

Opp: NA

Recorded 2 or fewer turnovers

UH: 1, vs. UConn (2/1/15) (W, 70-68)

Opp: NA

THE LAST TIME...

Fouls

Recorded 36+ fouls

UH: 36, vs. Tulsa (2/16/13) (L, 92-101)
Opp: NA

Recorded 35+ fouls

UH: 35, vs. Wyoming, Global Sports Classic Third/Championship Rounds (12/22/15) (W, 94-89 2OT)
Opp: NA

Recorded 30+ fouls

UH: 30, vs. #9/9 Alabama, Players Era Festival (11/26/24) (L, 80-85 OT)
Opp: 30, vs. UConn (1/23/20) (W, 63-59)

Recorded 25+ fouls

UH: 30, vs. #9/9 Alabama, Players Era Festival (11/26/24) (L, 80-85 OT)
Opp: 25, vs. #9/9 Alabama, Players Era Festival (11/26/24) (L, 80-85 OT)

Recorded 20+ fouls

UH: 24, vs. #22/19 Texas Tech (2/1/25) (L, 81-82 OT)
Opp: 22, vs. #22/19 Texas Tech (2/1/25) (L, 81-82 OT)

Recorded 15+ fouls

UH: 18, at Colorado (2/8/25) (W, 69-59)
Opp: 15, at Colorado (2/8/25) (W, 69-59)

Recorded 12 or fewer fouls

UH: 12, vs. Oklahoma State (2/4/25) (W, 72-63)
Opp: 11, vs. TCU (1/6/25) (W, 65-46)

Recorded 10 or fewer fouls

UH: 10, vs. Dayton, Shriners Childrens Charleston Classic Title Game (11/19/23) (W, 69-55)
Opp: 10, at Oklahoma State (12/30/24) (W, 60-47)

Recorded 8 or fewer fouls

UH: 4, vs. McNeese (12/21/22) (W, 83-44)
Opp: 8, vs. Our Lady of the Lake (2/6/21) (W, 112-46)

Recorded 7 or fewer fouls

UH: 4, vs. McNeese (12/21/22) (W, 83-44)
Opp: 6, at UCF (2/15/15) (L, 54-56)

Recorded 6 or fewer fouls

UH: 4, vs. McNeese (12/21/22) (W, 83-44)
Opp: 6, at UCF (2/15/15) (L, 54-56)

A PLAYER...

Triple-Doubles

Recorded a triple-double

UH: DeJon Jarreau (15 pts., 10 rebs., 10 asts.), vs. Tulane, American Championship Quarterfinals (3/12/21) (W, 77-52)
Opp: Jalen James (12 pts., 13 rebs., 10 asts.), vs. San Jose State (12/7/13) (L, 68-72)

Double-Doubles

Recorded a points-rebounds double-double

UH: J'Wan Roberts (14 pts, 10 rebs), vs. Oklahoma State (2/4/25) (W, 72-63)
Opp: Grant Nelson (13 pts, 10 rebs), Mouhamed Dioubate (10 pts., 16 rebs), vs. #9/9 Alabama, Players Era Festival (11/26/24) (L, 80-85 OT)

Recorded a points-assists double-double

UH: Jamal Shead (21pts, 10 asts), vs. (9) Texas A&M, NCAA Tournament South Region Round of 32, (3/24/24) (W, 100-95, OT)
Opp: Davion Mitchell (12 pts, 11 asts), vs. #3/3 Baylor, NCAA Tournament Final Four (4/4/21) (L, 59-78)

Had two players record a double-double

UH: Josh Carlton (23 pts, 11 rebs), Kyler Edwards (11 pts, 10 rebs), at Wichita State (2/20/22) (W, 76-74 2OT)
Opp: Grant Nelson (13 pts, 10 rebs), Mouhamed Dioubate (10 pts., 16 rebs), vs. #9/9 Alabama, Players Era Festival (11/26/24) (L, 80-85 OT)

Had three players record a double-double

UH: J'Wan Roberts (10 pts, 11 rebs), Kiyron Powell (11 pts, 13 rebs), Jamal Shead (20 pts, 11 asts), vs. Our Lady of the Lake (2/6/21) (W, 112-46)
Opp: NA

Recorded four straight double-doubles

UH: TaShawn Thomas (24 pts, 17 rebs, at George Mason, CBI Quarterfinals; 15 pts., 10 rebs., vs. Texas, CBI First Round, 3/20/13; 15 pts., 11 rebs., vs. UTEP, C-USA Championship Quarterfinals, 3/14/13; 16 pts, 10 rebs., vs. Rice, C-USA Championship First Round, 3/13/13)

Recorded three straight double-doubles

UH: Devonta Pollard (17 pts, 10 rebs), vs. Houston Baptist (12/16/14) (W, 83-76); (22 pts, 10 rebs), vs. Abilene Christian (12/6/14) (W, 71-59); (10 pts., 10 rebs.), vs. UT Rio Grande Valley (12/4/14) (W, 71-59)

Recorded consecutive double-doubles

UH: J'Wan Roberts (11 pts, 12 rebs), vs. Northern Kentucky, NCAA Tournament First Round (3/16/23) (W, 63-52) (12 pts, 20 rebs.), vs. Memphis, The American Championship Title Game (3/12/23) (L, 65-75)

Points Scored

Scored 60+ points

UH: 62, Elvin Hayes, vs. Valparaiso (2/24/68) (W, 158-81)
Opp: Has not happened

Scored 55+ points

UH: 62, Elvin Hayes, vs. Valparaiso (2/24/68) (W, 158-81)
Opp: Has not happened

Scored 50+ points

UH: 52, Robert McKiver, vs. Southern Miss (2/27/08)
Opp: 50, Ron Schlieman, North Dakota State (12/7/67)

Scored 45+ points

UH: 52, Robert McKiver, vs. Southern Miss (2/27/08)
Opp: 50, Ron Schlieman, vs. North Dakota State (12/7/67)

Scored 40+ points

UH: 52, Robert McKiver, vs. Southern Miss (2/27/08)
Opp: 42, Russ Smith, #5/5 Louisville, American Championship Semifinals (3/14/14) (L, 65-94)

Scored 35+ points

UH: 39, Rob Gray, vs. San Diego State, NCAA Tournament First Round, (3/16/18) (W, 67-65)
Opp: 42, Russ Smith, #5/5 Louisville, American Championship Semifinals (3/14/14) (L, 65-94)

Scored 30+ points

UH: 30, LJ Cryer, vs. #9/9 Alabama, Players Era Festival (11/26/24) (L, 80-85 OT)
Opp: 34, Wade Taylor IV, vs. rv/rv Texas A&M, The Halal Guys Showcase (12/16/23) (W, 70-66)

Scored 25+ points

UH: 30, LJ Cryer, vs. #9/9 Alabama, Players Era Festival (11/26/24) (L, 80-85 OT)
Opp: 27, Tyrece Radford, vs. (9) Texas A&M, NCAA Tournament South Region Round of 32, (3/24/24) (W, 100-95, OT)

Scored 20+ points

UH: 20, J'Wan Roberts, at Colorado (2/8/25) (W, 69-59)
Opp: 22, Julian Hammond III, at Colorado (2/8/25) (W, 69-59)

Scored 20+ points in first half

UH: 20, Fabian White Jr., vs. Cincinnati (3/1/22) (W, 71-53)
Opp: 20, Kendrick Davis, vs. Memphis, The American Championship Title Game (3/12/23) (L, 65-75)

30-Point Game Streaks

Scored 30+ points in 3+ straight games

UH: 3, Aubrey Coleman (37, vs. Marshall, 1/30/10; 32, at Memphis, 1/23/10; 30, vs. UCF, 1/20/10)

Scored 30+ points in 2+ straight games

UH: 2, Damyeon Dotson, 32, at Tulane (2/8/17) (W, 91-62); 31, vs. UCF (2/1/17) (W, 82-64)

20-Point Game Streaks

Scored 20+ points in 8+ straight games

UH: 11, Aubrey Coleman 29, at WKU (2/9/10) (W, 74-72) 22, vs. Southern Miss (2/6/10) (L, 55-57) 23, at UTEP (2/3/10) (L, 58-65) 37, vs. Marshall (1/30/10) (W, 81-66) 32, at Memphis (1/23/10) (L, 77-92) 30, vs. UCF (1/20/10) (L, 71-78) 25, at East Carolina (1/16/10) (W, 74-55) 22, vs. UTEP (1/13/10) (W, 75-65) 25, vs. Tulsa (1/9/10) (L, 80-86) 22, at Rice (1/6/10) (W, 83-66) 28, at Iowa State (1/3/10) (L, 75-82, 20T)

Scored 20+ points in 7+ straight games

UH: 11, Aubrey Coleman 29, at WKU (2/9/10) (W, 74-72) 22, vs. Southern Miss (2/6/10) (L, 55-57) 23, at UTEP (2/3/10) (L, 58-65) 37, vs. Marshall (1/30/10) (W, 81-66) 32, at Memphis (1/23/10) (L, 77-92) 30, vs. UCF (1/20/10) (L, 71-78) 25, at East Carolina (1/16/10) (W, 74-55) 22, vs. UTEP (1/13/10) (W, 75-65) 25, vs. Tulsa (1/9/10) (L, 80-86) 22, at Rice (1/6/10) (W, 83-66) 28, at Iowa State (1/3/10) (L, 75-82, 20T)

Scored 20+ points in 6+ straight games

UH: 6, Marcus Sasser 22, vs. Wichita State (3/2/23) (W, 83-66) 22, at East Carolina (2/25/23) (W, 76-57) 22, vs. Tulane (2/22/23) (W, 89-59) 20, vs. Memphis (2/19/23) (W, 72-64) 20, at SMU (2/16/23) (W, 80-65) 25, vs. Tulsa (2/8/23) (W, 80-42)

Scored 20+ points in 5+ straight games

UH: 6, Marcus Sasser 22, vs. Wichita State (3/2/23) (W, 83-66) 22, at East Carolina (2/25/23) (W, 76-57) 22, vs. Tulane (2/22/23) (W, 89-59) 20, vs. Memphis (2/19/23) (W, 72-64) 20, at SMU (2/16/23) (W, 80-65) 25, vs. Tulsa (2/8/23) (W, 80-42)

Scored 20+ points in 4+ straight games

UH: 5, Marcus Sasser 22, at East Carolina (2/25/23) (W, 76-57) 22, vs. Tulane (2/22/23) (W, 89-59) 20, vs. Memphis (2/19/23) (W, 72-64) 20, at SMU (2/16/23) (W, 80-65) 25, vs. Tulsa (2/8/23) (W, 80-42)

Scored 20+ points in 3+ straight games

UH: 3, LJ Cryer 20, vs. Troy (12/10/24) (W, 62-42) 20, vs. Butler, Big 12-Big East Battle (12/7/24) (W, 79-51) 21, vs. San Diego State, Players Era Festival (11/30/24) (L, 70-73 OT)

Scored 20+ points in 2+ straight games

UH: 2, J'Wan Roberts 21, at UCF (1/18/25) (W, 69-68) 22, vs. rv/#25 West Virginia (1/15/25) (W, 70-54)

THE LAST TIME...

Double-Digit Scorers

Had 7+ players score in double digits

UH: Lamar Roberson (25), Oliver Lafayette (19), Jahmar Thorpe (15), Ramon Dyer (14), Corey Bloom (13), Sergio de Randamie (11), Tristan Martin (10), vs. Florida Tech (11/22/05) (W, 131-62)

Opp: NA

Had 6+ players score in double digits

UH: Quentin Grimes (18), Tramon Mark (15), Marcus Sasser (14), Fabian White Jr. (12), Justin Gorham (10), Brison Gresham (10), vs. Cleveland State, NCAA Tournament First Round (3/19/21) (W, 87-56)

Opp: Julian Washburn (20), Jacques Streeter (13), Konner Tucker (12), McKenzie Moore (11), Cedrick Lang (10), Jalen Ragland, vs. UTEP, C-USA Championship Quarterfinals (3/14/13) (L, 69-80)

Had 5+ players score in double digits

UH: Emanuel Sharp (15), Joseph Tugler (13), LJ Cryer (11), Ja'Vier Francis (11), J'Wan Roberts (10), at Kansas State (1/11/25) (W, 87-57)

Opp: Chance McMillian (23), Elijah Hawkins (17), Kerwin Walton (14), Darrien Williams (13), Christian Anderson (10), vs. #22/19 Texas Tech (2/1/25) (L, 81-82 OT)

Had 0 players score in double digits

UH: NA

Opp: at rv/rv West Virginia (1/29/25) (W, 63-49)

20-Point Scorers

Had 2+ 20-point scorers

UH: Emanuel Sharp (23), LJ Cryer (21), vs. San Diego State, Players Era Festival (11/30/24) (L, 70-73 OT)

Opp: Tahaad Pettiford (21), Johni Broome (20), vs. #11/11 Auburn, Mattress Firm Battleground 2k24 (11/9/24) (L, 69-74)

Had 3+ 20-point scorers

UH: Emanuel Sharp (30), LJ Cryer (21), Jamal Shead (20), vs. (9) Texas A&M, NCAA Tournament South Region Round of 32, (3/24/24) (W, 100-95, OT)

Opp: Ricky Tarrant (27), Kendall Timmons (22), Josh Davis (21), vs. Tulane (2/9/13) (L, 85-88)

Field Goals Made

Made 15+ field goals

UH: 16, Aubrey Coleman, at Marshall (2/18/09) (L, 83-88)

Opp: 15, Craig Brackins, at Iowa State (12/28/08) (L, 67-71)

Made 10-14 field goals

UH: 10, J'Wan Roberts, at #12/11 Kansas (1/25/25) (W, 92-86, 2OT)

Opp: 10, Johni Broome, vs. #11/11 Auburn, Mattress Firm Battleground 2k24 (11/9/24) (L, 69-74)

Field Goal Attempts

Attempted 30+ field goals

UH: 31, Aubrey Coleman, vs. Mississippi State (12/19/09)

Opp: NA

Attempted 25-29 field goals

UH: 26, LJ Cryer, vs. #9/9 Alabama, Players Era Festival (11/26/24) (L, 80-85 OT)

Opp: 26, Wade Taylor IV, vs. (9) Texas A&M, NCAA Tournament South Region Round of 32, (3/24/24) (W, 100-95, OT)

Attempted 20-24 field goals

UH: 21, J'Wan Roberts, at #12/11 Kansas (1/25/25) (W, 92-86, 2OT)

Opp: 22, Tyrece Radford, vs. (9) Texas A&M, NCAA Tournament South Region Round of 32, (3/24/24) (W, 100-95, OT)

Attempted 15-19 field goals

UH: 17, LJ Cryer, at Colorado (2/8/25) (W, 69-59)

Opp: 17, Zeke Mayo, at #12/11 Kansas (1/25/25) (W, 92-86, 2OT)

Rebounds

Recorded 30+ rebounds

UH: 37, Elvin Hayes, vs. Centenary (2/10/68)

Opp: Has not happened

Recorded 25+ rebounds

UH: 25, Hakeem Olajuwon, vs. Texas Tech (1/12/84)

Opp: 26, by Tom Owens, South Carolina (2/22/71)

Recorded 20+ rebounds

UH: 20, J'Wan Roberts, vs. Memphis, The American Championship Title Game (3/12/23) (L, 65-75)

Opp: 20, Adrick McKinney, at TCU (12/4/12) (W, 54-48)

Recorded 15+ rebounds

UH: 20, J'Wan Roberts, vs. Memphis, The American Championship Title Game (3/12/23) (L, 65-75)

Opp: 16, Mouhamed Dioubate, vs. #9/9 Alabama, Players Era Festival (11/26/24) (L, 80-85 OT)

Recorded 10+ rebounds

UH: 10, Joseph Tugler, at Colorado (2/8/25) (W, 69-59)

Opp: 16, Mouhamed Dioubate; 10, Grant Nelson, vs. #9/9 Alabama, Players Era Festival (11/26/24) (L, 80-85 OT))

Rebounding Streaks

Recorded 10+ rebounds in 15+ straight games

UH: 15, Hakeem Olajuwon, 1982-83

13, vs. Villanova (3/27/83) (W, 89-71)

22, vs. Louisville (4/2/83) (W, 94-81)

18, vs. NC State (4/4/83) (L, 52-54)

1983-84

13, vs. NC State (11/19/83) (L, 64-76)

15, Kansas (11/26/83) (W, 91-76)

11, at Mississippi State (11/30/83) (W, 68-62)

18, Biscayne (12/3/83) (W, 69-51)

10, at LSU (12/6/83) (W, 100-91)

13, St. Mary's (Texas) (12/10/83) (W, 71-55)

10, Stetson (12/16/83) (W, 92-71)

17, Princeton (12/17/83) (W, 65-40)

11, Texas Lutheran (12/19/83) (W, 129-65)

13, at UC Santa Barbara (12/21/83) (W, 89-79)

13, vs. Louisville (12/25/83) (W, 76-73)

17, vs. Fresno State (12/26/83) (L, 61-68)

Recorded 10+ rebounds in 14+ straight games

UH: 15, Hakeem Olajuwon, 1982-83

13, vs. Villanova (3/27/83) (W, 89-71)

22, vs. Louisville (4/2/83) (W, 94-81)

18, vs. NC State (4/4/83) (L, 52-54)

1983-84

13, vs. NC State (11/19/83) (L, 64-76)

15, Kansas (11/26/83) (W, 91-76)

11, at Mississippi State (11/30/83) (W, 68-62)

18, Biscayne (12/3/83) (W, 69-51)

10, at LSU (12/6/83) (W, 100-91)

13, St. Mary's (Texas) (12/10/83) (W, 71-55)

10, Stetson (12/16/83) (W, 92-71)

17, Princeton (12/17/83) (W, 65-40)

11, Texas Lutheran (12/19/83) (W, 129-65)

13, at UC Santa Barbara (12/21/83) (W, 89-79)

13, vs. Louisville (12/25/83) (W, 76-73)

17, vs. Fresno State (12/26/83) (L, 61-68)

Recorded 10+ rebounds in 13+ straight games

UH: 15, Hakeem Olajuwon, 1982-83

13, vs. Villanova (3/27/83) (W, 89-71)

22, vs. Louisville (4/2/83) (W, 94-81)

18, vs. NC State (4/4/83) (L, 52-54)

1983-84

13, vs. NC State (11/19/83) (L, 64-76)

15, Kansas (11/26/83) (W, 91-76)

11, at Mississippi State (11/30/83) (W, 68-62)

18, Biscayne (12/3/83) (W, 69-51)

10, at LSU (12/6/83) (W, 100-91)

13, St. Mary's (Texas) (12/10/83) (W, 71-55)

10, Stetson (12/16/83) (W, 92-71)

17, Princeton (12/17/83) (W, 65-40)

11, Texas Lutheran (12/19/83) (W, 129-65)

13, at UC Santa Barbara (12/21/83) (W, 89-79)

13, vs. Louisville (12/25/83) (W, 76-73)

17, vs. Fresno State (12/26/83) (L, 61-68)

Recorded 10+ rebounds in 12+ straight games

UH: 15, Hakeem Olajuwon, 1982-83

13, vs. Villanova (3/27/83) (W, 89-71)

22, vs. Louisville (4/2/83) (W, 94-81)

18, vs. NC State (4/4/83) (L, 52-54)

1983-84

13, vs. NC State (11/19/83) (L, 64-76)

15, Kansas (11/26/83) (W, 91-76)

11, at Mississippi State (11/30/83) (W, 68-62)

18, Biscayne (12/3/83) (W, 69-51)

10, at LSU (12/6/83) (W, 100-91)

13, St. Mary's (Texas) (12/10/83) (W, 71-55)

10, Stetson (12/16/83) (W, 92-71)

17, Princeton (12/17/83) (W, 65-40)

11, Texas Lutheran (12/19/83) (W, 129-65)

13, at UC Santa Barbara (12/21/83) (W, 89-79)

13, vs. Louisville (12/25/83) (W, 76-73)

17, vs. Fresno State (12/26/83) (L, 61-68)

Recorded 10+ rebounds in 11+ straight games

UH: 15, Hakeem Olajuwon, 1982-83

13, vs. Villanova (3/27/83) (W, 89-71)

22, vs. Louisville (4/2/83) (W, 94-81)

18, vs. NC State (4/4/83) (L, 52-54)

1983-84

13, vs. NC State (11/19/83) (L, 64-76)

15, Kansas (11/26/83) (W, 91-76)

11, at Mississippi State (11/30/83) (W, 68-62)

18, Biscayne (12/3/83) (W, 69-51)

10, at LSU (12/6/83) (W, 100-91)

13, St. Mary's (Texas) (12/10/83) (W, 71-55)

10, Stetson (12/16/83) (W, 92-71)

17, Princeton (12/17/83) (W, 65-40)

11, Texas Lutheran (12/19/83) (W, 129-65)

13, at UC Santa Barbara (12/21/83) (W, 89-79)

13, vs. Louisville (12/25/83) (W, 76-73)

17, vs. Fresno State (12/26/83) (L, 61-68)

Recorded 10+ rebounds in 10+ straight games

UH: 15, Hakeem Olajuwon, 1982-83

13, vs. Villanova (3/27/83) (W, 89-71)

22, vs. Louisville (4/2/83) (W, 94-81)

18, vs. NC State (4/4/83) (L, 52-54)

1983-84

13, vs. NC State (11/19/83) (L, 64-76)

15, Kansas (11/26/83) (W, 91-76)

11, at Mississippi State (11/30/83) (W, 68-62)

18, Biscayne (12/3/83) (W, 69-51)

10, at LSU (12/6/83) (W, 100-91)

13, St. Mary's (Texas) (12/10/83) (W, 71-55)

10, Stetson (12/16/83) (W, 92-71)

17, Princeton (12/17/83) (W, 65-40)

11, Texas Lutheran (12/19/83) (W, 129-65)

13, at UC Santa Barbara (12/21/83) (W, 89-79)

13, vs. Louisville (12/25/83) (W, 76-73)

17, vs. Fresno State (12/26/83) (L, 61-68)

Recorded 10+ rebounds in 9+ straight games

UH: 9, Justin Gorham, 11, at East Carolina (2/3/21) (L, 73-82)

17, vs. SMU (1/31/21) (W, 70-48)

15, at Tulane (1/28/21) (W, 83-60)

10, at Temple (1/23/21) (W, 68-51)

11, vs. Tulsa (1/17/21) (W, 86-59)

10, vs. UCF (1/17/21) (W, 75-58)

11, vs. Tulane (1/9/21) (W, 71-50)

10, vs. Wichita State (1/6/21) (W, 70-63)

19, at rv/rv SMU (1/3/21) (W, 74-60)

Recorded 10+ rebounds in 8+ straight games

UH: 9, Justin Gorham, 11, at East Carolina (2/3/21) (L, 73-82)

17, vs. SMU (1/31/21) (W, 70-48)

15, at Tulane (1/28/21) (W, 83-60)

10, at Temple (1/23/21) (W, 68-51)

11, vs. Tulsa (1/17/21) (W, 86-59)

10, vs. UCF (1/17/21) (W, 75-58)

11, vs. Tulane (1/9/21) (W, 71-50)

10, vs. Wichita State (1/6/21) (W, 70-63)

19, at rv/rv SMU (1/3/21) (W, 74-60)

Recorded 10+ rebounds in 7+ straight games

UH: 9, Justin Gorham, 11, at East Carolina (2/3/21) (L, 73-82)

17, vs. SMU (1/31/21) (W, 70-48)

15, at Tulane (1/28/21) (W, 83-60)

10, at Temple (1/23/21) (W, 68-51)

11, vs. Tulsa (1/17/21) (W, 86-59)

10, vs. UCF (1/17/21) (W, 75-58)

11, vs. Tulane (1/9/21) (W, 71-50)

10, vs. Wichita State (1/6/21) (W, 70-63)

19, at rv/rv SMU (1/3/21) (W,

THE LAST TIME...

Recorded 10+ rebounds in 5 straight games

UH: 9, Justin Gorham, 11, at East Carolina (2/3/21) (L, 73-82)
17, vs. SMU (1/31/21) (W, 70-48)
15, at Tulane (1/28/21) (W, 83-60)
10, at Temple (1/23/21) (W, 68-51)
11, vs. Tulsa (1/17/21) (W, 86-59)
10, vs. UCF (1/17/21) (W, 75-58)
11, vs. Tulane (1/9/21) (W, 71-50)
10, vs. Wichita State (1/6/21) (W, 70-63)
19, at rv/rv SMU (1/3/21) (W, 74-60)

Recorded 10+ rebounds in 4 straight games

UH: 9, Justin Gorham, 11, at East Carolina (2/3/21) (L, 73-82)
17, vs. SMU (1/31/21) (W, 70-48)
15, at Tulane (1/28/21) (W, 83-60)
10, at Temple (1/23/21) (W, 68-51)
11, vs. Tulsa (1/17/21) (W, 86-59)
10, vs. UCF (1/17/21) (W, 75-58)
11, vs. Tulane (1/9/21) (W, 71-50)
10, vs. Wichita State (1/6/21) (W, 70-63)
19, at rv/rv SMU (1/3/21) (W, 74-60)

Recorded 10+ rebounds in 3 straight games

UH: 3, J'Wan Roberts 12, vs. Memphis (2/19/23) (W, 72-64)
10, at SMU (2/16/23) (W, 80-65)
12, vs. Tulsa (2/8/23) (W, 80-42)

Recorded 10+ rebounds in 2 straight games

UH: 2, J'Wan Roberts 12, vs. Butler, Big 12-Big East Battle (12/7/24) (W, 79-51)
12, vs. San Diego State, Players Era Festival Third-Place Game (11/30/24) (W, L, 70-73 (OT))

Had two players record 10+ rebounds in consecutive games

UH: Fabian White (12), Devin Davis (10), vs. UIW (11/25/17) (W, 97-58);
Nura Zanna (11), Devin Davis (10), vs. Wake Forest, Paradise Jam (11/19/17) (W, 78-73)

Had two players record 10+ rebounds

UH: 10, Jarace Walker, Emanuel Sharp, vs. SMU (1/5/23) (W, 83-57)
Opp: 11, Josh Carlton, 10, Jalen Adams, The American Championship Quarterfinals, vs. UConn (3/15/19) (W, 84-45)

Had three players record 10+ rebounds

UH: Devonta Pollard (13), LeRon Barnes (11); Cavan Baker (10), vs. Morgan State (11/22/14) (W, 72-57)
Opp: NA

Scoring & Rebounding

Recorded 30+ pts/10+ rebs.

UH: Josh Carlton (30 pts., 11 rebs.), at South Florida (1/5/22) (W, 83-66)
Opp: Steven Pledger (31 pts., 10 rebs.), vs. Oklahoma (12/17/11) (L, 74-79) (played in Little Rock, Ark.)

Recorded 20+ pts/20+ rebs.

UH: TaShawn Thomas (21 pts., 20 rebs.), vs. Florida A&M (11/9/12)
Opp: Kurt Thomas, TCU (26 pts., 20 rebs.) (3/9/95)

Recorded 20+ pts/15+ rebs.

UH: Nate Hinton (20 pts., 16 rebs.), vs. UCF (1/3/20) (W, 78-63)
Opp: Tyrece Radford (27 pts., 15 rebs.), vs. (9) Texas A&M, NCAA Tournament South Region Round of 32, (3/24/24) (W, 100-95, OT)

Scoring & Assists

Recorded 25+ pts/10+ asts

UH: Jamal Shead (29 pts., 10 asts.), vs. #25/25 Texas Tech (1/17/24) (W, 77-54)
Opp: NA

Recorded 20+ pts/10+ asts

UH: Jamal Shead (21 pts., 10 asts.), vs. (9) Texas A&M, NCAA Tournament South Region Round of 32, (3/24/24) (W, 100-95, OT)
Opp: NA

3-Point Field Goals Made

Made 10+ 3-pointers

UH: 10, Cameron Tyson, vs. Our Lady of the Lake (2/6/21) (W, 112-46)
Opp: 11, by Dennis Scott, Georgia Tech (12/28/88)

Made 9+ 3-pointers

UH: 9, Cameron Tyson, at Tulane (1/28/21) (W, 83-60)
Opp: 11, by Dennis Scott, Georgia Tech (12/28/88)

Made 8+ 3-pointers

UH: 8, Quentin Grimes, vs. WKU (2/25/21) (W, 81-57)
Opp: 8, Gabe Madsen, vs. Utah, Shriners Childrens Charleston Classic Semifinals (11/17/23) (W, 76-66)

Made 7+ 3-pointers

UH: 7, Emanuel Sharp, vs. (9) Texas A&M, NCAA Tournament South Region Round of 32, (3/24/24) (W, 100-95, OT)
Opp: 8, Gabe Madsen, vs. Utah, Shriners Childrens Charleston Classic Semifinals (11/17/23) (W, 76-66)

Made 6+ 3-pointers

UH: 7, LJ Cryer, vs. Troy (12/10/24) (W, 62-42)
Opp: 8, Gabe Madsen, vs. Utah, Shriners Childrens Charleston Classic Semifinals (11/17/23) (W, 76-66)

3-Point Field Goals Attempts

Attempted 15+ three-pointers

UH: 15, Kyler Edwards, at Tulsa (1/15/22) (W, 66-64)
Opp: 15, Gabe Madsen, vs. Utah, Shriners Childrens Charleston Classic Semifinals (11/17/23) (W, 76-66)

Attempted 11+ three-pointers

UH: 11, LJ Cryer, vs. Oklahoma State (2/4/25) (W, 72-63)
Opp: 11, Brendan Hausen, at Kansas State (1/11/25) (W, 87-57)

Attempted 8-10 three-pointers

UH: 9, LJ Cryer, at Colorado (2/8/25) (W, 69-59)
Opp: 8, Jonathan Powell, at rv/rv West Virginia (1/29/25) (W, 63-49)

Attempted 7 three-pointers

UH: 7, Emanuel Sharp, at #12/11 Kansas (1/25/25) (W, 92-86, 2OT)
Opp: 7, Julian Hammond III, at Colorado (2/8/25) (W, 69-59)

Free Throws Made

Made 15+ free throws

UH: 17, Kelvin Lewis, at UTEP (1/14/09)
Opp: 16, Josh Adams, vs. Wyoming, Global Sports Classic Championship Round (12/22/15) (W, 94-89 2OT)

Made 10+ free throws

UH: 10, LJ Cryer, vs. #9/9 Alabama, Players Era Festival (11/26/24) (L, 80-85 OT)
Opp: 12, Mark Sears, vs. #9/9 Alabama, Players Era Festival (11/26/24) (L, 80-85 OT)

Free Throws Attempts

Attempted 20+ free throws

UH: 20, Alandise Harris, vs. Marshall (2/1/11) (L, 62-63)
Opp: 20, Jerryd Bayless, vs. Arizona (1/12/08) (L, 71-85)

Attempted 15+ free throws

UH: 15, Quentin Grimes, vs. South Carolina (12/5/20) (W, 77-67)
Opp: 19, Josh Adams, vs. Wyoming, Global Sports Classic Championship Round (12/22/15) (W, 94-89, 2OT)

Attempted 10+ free throws

UH: 10, LJ Cryer, vs. #9/9 Alabama, Players Era Festival (11/26/24) (L, 80-85 OT)
Opp: 14, Mark Sears, vs. #9/9 Alabama, Players Era Festival (11/26/24) (L, 80-85 OT)

Assists

Recorded 15+ assists

UH: 15, Randy Brown, vs. Fordham (3/17/88)
Opp: 17, by Sean Colson, Charlotte (2/8/97)

Recorded 10+ assists

UH: 10, Milos Uzan, vs. Jackson State (11/4/24) (W, 97-40)
Opp: 12, Dajuan Harris Jr., at #12/11 Kansas (1/25/25) (W, 92-86, 2OT)

Recorded 5+ assists

UH: 6, Terrance Arceneaux; 5, Milos Uzan, vs. Oklahoma State (2/4/25) (W, 72-63)
Opp: 5, Toby Okani, at rv/rv West Virginia (1/29/25) (W, 63-49)

Blocked Shots

Recorded 15+ blocks

UH: 15, Hakeem Olajuwon, vs. Biscayne (12/3/83)
Opp: Has not happened

Recorded 10+ blocks

UH: 10, Bo Outlaw, vs. Texas A&M (2/17/93)
Opp: 10, by Gerrick Morris, South Florida (2/21/04)

Recorded 8+ blocks

UH: 8, Joseph Tugler, vs. #9/9 Alabama, Players Era Festival (11/26/24) (L, 80-85 OT)
Opp: TBA

Recorded 5+ blocks

UH: 5, Joseph Tugler, at #12/11 Kansas (1/25/25) (W, 92-86, 2OT)
Opp: 5, Magoon Gwath, vs. San Diego State, Players Era Festival (11/30/24) (L, 70-73 OT)

Steals

Recorded 10+ steals

UH: 11, Clyde Drexler, vs. Syracuse (12/11/82)
Opp: 10, by B.J. Tyler, Texas (1/29/94)

Recorded 5+ steals

UH: 5, Mylik Wilson, vs. Utah (1/22/25) (W, 70-36)
Opp: 5, Arturo Dean, vs. Oklahoma State (2/4/25) (W, 72-63)

Turnovers

Recorded 11+ turnovers

UH: NA
Opp: 12, Dawan Robinson, vs. Rhode Island (12/27/05) (W, 67-41)

Recorded 10+ turnovers

UH: 10, Andre Owens, at UAB (2/22/03) (L, 52-80)
Opp: 10, Jeremy Wise, vs. Southern Miss (2/27/08) (W, 95-67)

Recorded 8+ turnovers

UH: 9, Jonathon Simmons, vs. Tulsa (1/4/12) (W, 70-69, OT)
Opp: 8, RayJ Dennis, at #11/11 Baylor (2/24/24) (W, 82-76 OT)

Recorded 5+ turnovers

UH: 5, J'Wan Roberts, vs. #22/19 Texas Tech (2/1/25) (L, 81-82 OT)
Opp: 5, Miro Little, vs. Utah (1/22/25) (W, 70-36)

Minutes Played

Played every minute (regulation)

UH: 40:00, LJ Cryer, at rv/rv Oklahoma (3/2/24) (W, 87-85)
Opp: 40:00, Jared McCain, vs. #13/14 (4) Duke, NCAA Tournament South Region Sweet 16, (3/29/24) (W, 100-95, OT)

Two players played every minute (reg.)

UH: L.J. Rose, LeRon Barnes, at South Florida (2/17/15) (L, 67-69)
Opp: B.J. Tyson, Shawn Williams, vs. East Carolina (2/25/18) (W, 109-58)

Three players played every minute (reg.)

UH: 40, Dion Dowell, Richard Young, Robert Lee, vs. Creighton, Outrigger Hotels Rainbow Classic (12/22/06)
Opp: 40, by Brian Graham, Brian Swift, Bradley Mosley, vs. South Florida (2/21/04)

Played every minute (OT+)

UH: 45, LeRon Barnes, vs. UCF (1/6/15) (L, 78-79, OT)
Opp: 45, Zach Cooks, vs. Hofstra (11/9/21) (W, 83-75 OT)

Played every minute (20T+)

UH: 50, Rickie Winslow, Alvin Franklin, vs. Texas Tech (2/5/86)
Opp: 50, by Albert Thomas, Michael Strickland, vs. TCU, SWC Tournament (3/14/92)

Played every minute (30T+)

UH: 60, Clyde Drexler, at TCU (2/17/81)
Opp: 60, by Deckery Johnson, Warren Bridges, Darrell Browder, at TCU (2/17/81)

Played every minute (40T+)

UH: 60, Clyde Drexler, at TCU (2/17/81)
Opp: 60, by Deckery Johnson, Warren Bridges, Darrell Browder, at TCU (2/17/81)

THE LAST TIME...

Technical Fouls

Received a technical foul

UH: 2, Coach Kelvin Sampson, vs. Oklahoma State (2/6/24) (W, 79-63)

Joseph Tugler, at UCF (1/18/25) (W, 69-68)

Opp: 2, Texas Tech Coach Grant McCasland, (2/1/25) (L, 81-82 OT)

Keyshawn Hall, at UCF (1/17/25) (W, 69-68)

Fouls

Fouled out

UH: Joseph Tugler, vs. Utah (1/22/25)(W, 70-36)

Opp: Darrion Williams, Federiko Federiko, vs. #22/19 Texas Tech (2/1/25) (L, 81-82 OT)

Two players fouled out

UH: Milos Uzan, Emanuel Sharp, vs. #9/9 Alabama, Players Era Festival (11/26/24) (L, 80-85 OT)

Opp: Zeke Cook, Jeremiah Evans, vs. Louisiana (11/13/24) (W, 91-45)

Three players fouled out

UH: Ja'Vier Francis, Jamal Shead, LJ Cryer, Emanuel Sharp, vs. (9) Texas A&M, NCAA Tournament South Region Round of 32, (3/24/24) (W, 100-95, OT)

Opp: Christian Vital, James Bouknight, Sidney Wilson, vs. UConn (1/23/20) (W, 63-59)

Four players fouled out

UH: Ja'Vier Francis, Jamal Shead, LJ Cryer, Emanuel Sharp, vs. (9) Texas A&M, NCAA Tournament South Region Round of 32, (3/24/24) (W, 100-95, OT)

Opp: NA

Ejections

Was ejected

UH: Coach Kelvin Sampson, vs. Oklahoma State (2/6/24) (W, 79-63)

Justin Gorham, at Wichita State (2/18/21) (L, 63-68)

Opp: 2, Texas Tech Coach Grant McCasland, (2/1/25) (L, 81-82 OT)

#4/4 HOUSTON vs. #13/15 TEXAS A&M Charity Exhibition Game Sunday, Oct. 27, 2022 • Fertitta Center • Houston



Official Basketball Box Score - Final
Texas A&M at Houston
10/27/24 Fertitta Center, Houston, Texas
2024-25 Men's Basketball

Game Time: 4:02 PM
Game Duration: 2:04
Attendance: 5,981

Officials: Tony Padia, Brooks Wells, James Ford

Texas A&M - 64		Record: 0-0														
NO.	Name	Min	FG	3P	FT	Rebounds	Fouls	TP	AS	TO	ST	Blocks	BS	BA	+	-
11	Andersson Garcia	F 23:00	2-2	0-0	2-2	4	6	4	2	6	2	0	0	0	-15	
21	Pharrel Payne	F 25:39	2-6	0-0	0-4	1	2	3	3	4	4	0	1	0	-7	
0	Jace Carter	G 30:51	1-5	0-2	2-2	2	4	0	3	4	1	1	0	0	-2	-19
4	Wade Taylor IV	G 26:07	4-8	2-4	8-8	0	2	2	3	5	18	1	6	3	0	-1
35	Manny Obasoki	G 28:32	4-12	2-7	4-8	0	1	1	0	4	14	1	2	4	0	-1
2	Hayden Hefner	12:51	0-1	0-1	1-2	0	0	0	0	0	1	0	0	0	0	-6
10	C.J. Wilcher	11:13	2-4	0-2	0-0	0	1	1	0	0	0	0	0	1	0	-13
15	Henry Coleman III	19:50	1-1	0-0	0-0	1	3	4	2	0	2	0	0	0	0	-7
14	Chris McDermott	07:52	1-1	0-0	2-2	3	1	4	1	1	4	1	1	1	0	-3
3	Rob Dockery	08:54	2-3	1-1	2-3	0	0	0	2	2	7	0	1	0	0	0
24	Jaelyn Lee	05:11	0-2	0-1	0-0	0	1	1	0	0	0	0	0	1	0	1
Team						1	2	3								
Totals			19-45	5-18	21-31	10	19	29	17	22	64	7	16	10	3	-15

Technical Fouls: NONE

Houston - 79		Record: 0-0														
NO.	Name	Min	FG	3P	FT	Rebounds	Fouls	TP	AS	TO	ST	Blocks	BS	BA	+	-
11	Joseph Tugler	F 23:10	0-5	0-0	0-2	8	1	9	2	5	0	1	2	2	2	1
13	J'Wan Roberts	F 26:24	5-7	0-0	0-0	5	3	8	2	3	10	3	1	4	0	23
4	LJ Cryer	G 23:14	6-14	6-12	0-0	1	1	2	3	1	18	3	1	1	0	0
7	Milos Uzan	G 21:36	2-8	1-3	0-0	0	4	4	2	8	5	2	2	0	1	0
21	Emanuel Sharp	G 16:59	3-7	2-5	0-0	0	1	1	1	0	2	0	1	2	0	1
8	Mylik Wilson	16:12	2-3	0-1	1-2	1	2	3	0	1	5	4	1	2	0	0
12	Jacob McFarland	10:05	0-0	0-0	0-0	0	1	1	3	0	0	0	0	1	0	0
23	Terrance Arceneaux	16:33	4-6	2-3	0-1	2	1	3	1	1	10	2	0	2	0	1
3	Ramon Walker Jr.	13:36	2-3	1-2	2-2	1	0	1	0	0	2	7	2	2	0	0
25	Mercy Miller	14:28	5-7	1-2	0-3	0	0	0	0	2	11	1	3	0	0	-11
0	Kordellus Jefferson	07:18	1-2	1-2	0-0	0	2	2	0	0	3	2	3	0	1	0
2	Cedric Lath	06:45	1-1	0-0	0-0	0	0	0	0	0	2	0	0	0	1	0
24	Chase McCarty	04:30	0-1	0-1	0-0	0	1	1	2	0	0	0	0	1	0	-8
Team						1	4	5								
Totals			31-64	14-31	3-10	19	21	40	22	17	79	20	15	14	9	-3

Technical Fouls: NONE

TAMU		HOU		Points from Turnovers		TAMU		HOU		Period by Period Scoring			
Biggest lead	0 (1 st 20:00)	25 (2 nd 5:18)				23	22			1st	2nd	TOT	
Best Scoring Run	8 (1 st 3:36)	8 (1 st 18:03)				12	24			TAMU	28	36	64
Lead Changes	0					17	10			HOU	38	41	79
Times Tied	0					5	16						
Time with Lead	00:00	39:42				18	38						

#4/4 HOUSTON 90, JACKSON STATE 47 Monday, Nov. 4, 2024 • Fertitta Center • Houston



Official Basketball Box Score - Final
Jackson St. at Houston
11/04/24 Fertitta Center, Houston, Texas
2024-25 Houston Men's Basketball

Game Time: 7:02 PM
Game Duration: 1:58
Attendance: 7,035

Officials: Bret Smith, Tommy Johnson, Roland Simmons

Jackson St. - 40		Record: 0-1														
NO.	Name	Min	FG	3P	FT	Rebounds	Fouls	TP	AS	TO	ST	Blocks	BS	BA	+	-
7	Shannon Grant	F 25:43	3-4	0-0	1-2	2	1	3	4	2	7	1	4	0	0	1
13	Romelle Mansel	F 33:08	3-8	1-3	0-0	2	4	6	1	0	7	1	2	0	1	-40
2	Jalen Tatum	G 30:04	4-11	1-4	5-7	0	2	2	1	5	14	3	4	0	0	-32
5	Keivone Hunt	G 10:41	0-3	0-1	0-0	0	0	0	0	0	1	0	1	0	0	-23
20	Juan Reyna III	G 26:29	1-6	1-6	2-2	1	2	3	2	3	5	2	0	1	0	-34
1	Dorian McMillian	14:04	1-2	1-2	0-0	0	2	2	1	0	3	0	4	0	0	-24
3	Jayme Mitchell Jr.	16:52	0-4	0-4	1-2	0	0	0	1	1	1	0	3	0	1	-20
0	Tamarion Hoover	04:42	0-3	0-2	0-0	0	1	1	0	0	0	0	0	0	0	-10
14	Dylan Canoville	12:49	1-3	0-0	1-2	1	1	2	1	1	1	0	1	1	1	-18
21	Marcus Watson Jr.	25:28	0-3	0-1	0-0	1	3	4	3	0	0	1	1	1	0	-35
Team						1	1	2								
Totals			13-47	4-23	10-15	8	17	25	14	13	40	8	21	3	6	-57

Technical Fouls: Coach 1st 13:30

Houston - 97		Record: 1-0														
NO.	Name	Min	FG	3P	FT	Rebounds	Fouls	TP	AS	TO	ST	Blocks	BS	BA	+	-
11	Joseph Tugler	F 25:27	2-4	1-1	0-0	3	4	7	2	5	5	1	1	1	3	0
13	J'Wan Roberts	F 19:47	6-8	0-0	2-2	4	6	2	1	14	1	2	3	1	0	35
4	LJ Cryer	G 18:50	4-8	4-6	4-4	0	1	1	0	1	16	3	0	0	0	1
7	Milos Uzan	G 25:38	3-6	2-4	0-0	0	7	7	1	2	8	10	2	4	1	35
21	Emanuel Sharp	G 18:14	3-7	1-2	0-0	1	1	1	2	2	7	0	1	0	0	30
23	Terrance Arceneaux	16:48	3-7	1-1	0-0	0	1	0	1	1	7	0	1	0	0	22
3	Ramon Walker Jr.	18:34	4-6	1-2	1-1	0	4	4	0	1	10	0	0	0	0	14
8	Mylik Wilson	20:50	7-9	1-1	0-0	1	2	3	1	1	15	3	0	2	0	0
2	Cedric Lath	16:12	2-3	0-0	0-0	3	3	2	1	4	0	1	1	1	0	18
25	Mercy Miller	14:03	3-6	1-2	0-0	1	1	2	0	0	7	1	1	1	0	1
0	Kordellus Jefferson	05:37	2-3	0-1	0-0	0	2	2	2	0	4	0	0	0	0	9
Team						0	2	2								
Totals			39-67	12-20	7-7	11	28	39	13	14	97	19	12	6	3	57

Technical Fouls: NONE

JSU		HOU		Points from Turnovers		JSU		HOU		Period by Period Scoring			
Biggest lead	0 (1 st 20:00)	58 (2 nd 1:41)				14	42			1st	2nd	TOT	
Best Scoring Run	3 (1 st 11:03)	17 (1 st 3:36)				2	13			JSU	13	27	40
Lead Changes	0					2	13			HOU	52	45	97
Times Tied	0					0	15						
Time with Lead	00:00	39:10				7	47						

#4/4 HOUSTON 74, #11/11 AUBURN 69 Mattress Firm Battleground 2k24 Saturday, Nov. 9, 2024 • Toyota Center • Houston



Official Basketball Box Score - Final
Auburn at Houston
11/09/24 Toyota Center, Houston, Texas
2024-25 Men's Basketball

Game Time: 9:35 PM
Game Duration: 2:23
Attendance: 6,901

Officials: Terry Oglesby, Greg Nixon, Michael Greenstein

Auburn - 74		Record: 2-0														
NO.	Name	Min	FG	3P	FT	Rebounds	Fouls	TP	AS	TO	ST	Blocks	BS	BA	+	-
10	Chad Baker-Mazara	F 18:17	2-3	1-2	2-2	0	2	2	4	1	7	2	2	1	0	0
4	Johni Broome	C 33:15	10-15	0-4	0-4	4	5	9	4	8	20	4	2	5	1	4
44	Dylan Cardwell	C 16:10	1-1	0-0	0-0	0	1	1	0	2	0	0	0	1	0	0
1	JP Pegues	G 14:14	0-2	0-1	2-2	0	0	0	0	1	2	0	0	1	0	-6
2	Denver Jones	G 27:05	1-3	0-2	2-2	1	0	1	0	4	4	3	1	1	0	1
13	Miles Kelly	21:13	2-7	1-5	0-0	1	1	2	4	1	5	0	1	0	0	-4
31	Chanev Johnson	30:35	3-6	0-1	5-7	2	8	10	3	4	11	3	3	0	1	0
0	Tahaeed Pettiford	23:37	7-12	5-8	2-2	1	2	3	3	1	21	3	0	0	0	13
5	Chris Moore	15:34	1-2	0-0	0-0	0	0	0	2	0	0	0	0	1	0	1
Team						2	3	5								
Totals			27-51	7-23	13-19	11	22	33	21	20	74	14	12	6	7	3

Technical Fouls: NONE

Houston - 69		Record: 1-1														
NO.	Name	Min	FG	3P	FT	Rebounds	Fouls	TP	AS	TO	ST	Blocks	BS	BA	+	-

GAME 24 • #5/5 HOUSTON vs. rv/rv BAYLOR • 8 p.m. • MONDAY, FEB. 10, 2025



#7/7 HOUSTON 80, rv/- HOFSTRA 44 Friday, Nov. 22, 2024 • Fertitta Center • Houston



Official Basketball Box Score - Final
Hofstra at Houston
11/22/24 Fertitta Center, Houston, Texas
2024-25 Men's Basketball

Game Time: 7:02 PM
Game Duration: 1:42
Attendance: 7,035

Officials: Chance Moore, Chris Pacci, Tommy Johnson

Hofstra - 44		Record: 4-2															
NO.	Name	Min	FG	3P	FT	Rebounds	Fouls	TP	AS	TO	ST	Blocks	BS	BA	++		
12	Michael Graham	C 15:24	2-3	0-0	0-0	1	3	4	3	0	0	0	0	0	-4		
1	TJ Gadsden	C 27:36	1-3	1-2	1-2	0	4	4	0	1	0	0	0	0	-29		
2	Jaqun Sanders	C 21:55	3-9	2-6	0	0	1	1	4	1	8	0	2	0	-19		
5	Cruz Davis	C 33:22	6-12	3-6	3-3	0	1	2	4	18	4	3	0	0	-35		
7	Jean Aranguren	G 24:52	0-5	0-3	0	0	3	3	1	1	0	1	4	2	0	-24	
33	Silas Sunday	20:13	0-2	0-0	0-0	2	3	3	2	0	0	0	0	1	-39		
0	KJ'An Robinson	25:10	3-10	1-3	0-0	0	3	3	0	1	7	1	1	0	-31		
25	Gurman Plotnikov	12:24	0-2	0-0	0-0	0	2	2	2	1	0	1	0	0	-7		
4	Joshua DeCady	04:23	0-1	0-0	0-0	0	1	1	0	0	0	0	0	0	1	7	
3	Khalil Farmer	11:16	1-4	1-3	0-0	0	1	1	0	0	3	0	0	0	1	-5	
24	Eric Parnell	03:25	0-1	0-0	0-0	1	1	2	0	1	0	0	0	1	0	6	
Team						3	2	5									
Totals			16-52	8-25	4-5	7	25	32	15	12	44	7	15	3	0	6	-36

Shooting By Period		
1 st FG%	7-23	30.4%
3 ^{PT} %	4-13	30.8%
FT%	0-0	0%
2 nd FG%	9-29	31.0%
3 ^{PT} %	4-12	33.3%
FT%	4-5	80.0%
GM FG%	16-52	30.8%
3 ^{PT} %	8-25	32.0%
FT%	4-5	80.0%

Dead Ball Rebounds: 1.

Technical Fouls: NONE

Houston - 80		Record: 3-1																
NO.	Name	Min	FG	3P	FT	Rebounds	Fouls	TP	AS	TO	ST	Blocks	BS	BA	Shooting By Period			
5	Ja'Vier Francis	F 14:45	2-5	0-0	0-0	2	1	3	0	0	4	0	0	1	1	0	7	
13	J'Wan Roberts	F 16:46	1-6	0-0	2-3	1	2	3	1	3	4	0	0	0	1	0	12	
4	LJ Cryer	G 26:55	3-10	2-8	0-0	0	3	3	1	2	8	3	0	3	0	0	27	
7	Milos Uzan	G 21:32	1-5	0-2	2-2	1	4	5	0	1	4	6	2	0	0	0	17	
21	Emanuel Sharp	G 19:30	5-6	5-5	1-2	1	1	2	4	1	16	2	0	2	0	0	15	
11	Joseph Tugler	16:48	6-6	2-2	3-5	3	1	4	1	3	17	4	0	0	1	0	31	
23	Terrance Arceneaux	23:26	5-7	0-0	2-2	1	2	3	1	2	12	1	0	4	0	0	37	
25	Mercy Miller	22:45	2-8	0-3	0-2	1	8	9	2	3	4	2	0	0	0	0	29	
3	Ramon Walker Jr.	14:35	1-2	1-1	0-0	0	3	3	1	0	3	0	1	0	1	0	10	
8	Mylik Wilson	11:04	2-3	2-2	0-0	0	1	1	0	6	2	0	0	0	0	0	3	
2	Cedric Lath	08:27	1-3	0-0	0-0	0	0	0	0	2	0	0	0	0	1	0	-2	
0	Kordellus Jefferson	03:25	0-1	0-1	0-0	0	0	0	0	0	0	0	1	0	1	0	-6	
Team						0	3	3										
Totals			29-62	12-24	10-16	10	29	39	12	15	80	20	4	10	6	0	36	

1st FG 16-35 51.4%

3PT% 6-13 46.2%

FT% 6-7 85.7%

2nd FG 11-27 40.7%

3PT% 6-11 54.5%

FT% 4-9 44.4%

GM FG% 25-62 40.3%

3PT% 12-24 50.0%

FT% 10-16 62.5%

Dead Ball Rebounds: 4

Technical Fouls: NONE

		HOF	HOU
Biggest lead		0 (1 st 20:00)	44 (2 nd 4:20)
Best Scoring Run		8 (2 nd 0:17)	19 (1 st 0:32)
Lead Changes		0	
Times Tied		0	
Time with Lead		00:00	39:43

Points from		HOF	HOU
Turnovers		5	17
Paint		14	26
Second Chance		6	13
Fast Breaks		0	7
Bench		10	44

Period by Period Scoring		1st	2nd	TOT
HOF		18	26	44
HOU		48	32	80

#9/9 ALABAMA 85, #6/7 HOUSTON 80 (OT) Players Era Festival • First Day Tuesday, Nov. 26, 204 • MGM Grand Garden Arena • Las Vegas



Official Basketball Box Score - Final
Alabama at Houston
11/26/24 MGM Grand Garden Arena, Las Vegas
2024-25 Men's Basketball

Game Time: 5:00 PM
Game Duration: 2:44
Attendance: 7,602

Officials: Brian O'Connell, Pat Adams, Chuck Jones

Alabama - 85			Record: 5-1																
NO.	Name	Min	FG	3P	FT	Rebounds	Fouls	TP	AS	TO	ST	Blocks	BS	BA	Shooting By Period				
4	Grant Nelson	F 39:45	4-8	1-3	4-6	4	6	10	4	6	13	0	4	2	0	1 st	FG%	11-34	32.4%
11	Clifford Omoruyi	C 16:52	1-1	0-0	2-4	2	1	3	2	3	4	0	1	0	1	3 ^{PT}	4-16	25.0%	
0	Labaron Philon	G 15:06	0-9	0-3	1-2	2	1	3	1	2	1	2	3	0	1	FT%	8-13	61.5%	
1	Mark Sears	G 41:05	4-13	4-8	12-14	0	4	4	3	10	24	3	2	1	0	2 nd	FG%	9-20	45.0%
3	Latrell Wrightsall Jr.	G 28:60	3-6	3-6	3-4	0	0	0	3	2	12	2	1	1	0	3 ^{PT}	6-11	54.5%	
35	Derriion Reid	17:49	2-5	1-4	1-2	1	0	1	2	1	6	2	1	0	1	FT%	20-24	83.3%	
10	Mouhammed Dioubate	27:38	3-8	0-1	4-4	5	11	16	4	2	10	1	0	1	3	3 ^{PT}	1-3	33.3%	
22	Aiden Sherrell	01:51	0-1	0-0	0-0	0	0	0	1	1	0	1	0	0	1	FT	2-4	50%	
2	Aden Holloway	26:01	5-8	2-4	2-2	1	2	3	3	1	14	3	1	0	0	GM FG%	22-60	36.7%	
15	Jarin Stevenson	09:54	0-1	0-1	1-3	2	1	3	3	2	2	1	0	0	0	3 ^{PT}	11-30	36.7%	
Team						3	2	5								FT	30-41	73.2%	
Totals			22-60	11-30	30-41	20	28	48	25	30	85	14	15	5	6	10	5	Dead Ball Rebounds: 6	

Technical Fouls: NONE

Houston - 80		Record: 3-2																
NO.	Name	Min	FG M-A	3P M-A	FT M-A	Rebounds OR DR TOT	Fouls PF FO	TP	AS	TO	ST	Blocks BS BA	+/-					
5	Ja'Vier Francis	F 12:18	0-1	0-0	2-3	1	1	2	4	2	2	0	2	0	0	0	0	
13	J'Wan Roberts	F 37:57	3-4	0-0	5-7	1	0	1	4	4	11	0	2	0	2	0	-7	
4	LJ Cryer	G 42:16	9-26	2-8	10-10	0	0	0	1	5	30	2	1	3	0	2	8	
7	Milos Uzan	G 11:51	2-5	1-1	0-0	1	0	1	0	5	0	5	1	2	0	0	0	
21	Emanuel Sharp	G 29:40	3-11	2-6	6-8	0	6	6	5	6	14	1	1	1	0	1	2	
11	Joseph Tugler	30:58	1-5	0-2	0-1	2	6	8	4	4	2	2	2	1	8	1	2	
3	Ramon Walker Jr.	07:08	0-0	0-0	0-0	2	1	3	1	0	0	0	0	0	0	0	2	
23	Terrance Arceneaux	20:52	2-3	0-0	1-2	1	2	3	2	3	5	1	1	2	0	0	-2	
25	Mercy Miller	08:25	1-1	0-0	2-2	0	0	0	2	1	4	0	0	0	0	0	10	
8	Mylik Wilson	23:35	3-9	1-2	0-0	1	4	5	2	0	7	1	1	1	0	2	-8	
Team						7	3	10										
Totals		24:65	6-19	26-33	16	23	39	30	25	80	8	12	10	10	6	-5		
Technical Fouls: NONE																		
Shooting By Period																		
1st FG% 12.29 41.4%																		
3PT% 3.9 33.3%																		
FT% 91.2 75%																		
2nd FG% 11.26 42.3%																		
3PT% 3.6 50.0%																		
FT% 17.21 81%																		
3rd FG% 1.10 10.0%																		
3PT% 0.4 0.0%																		
FT% 0.0 0%																		
GM FG% 24.65 36.9%																		
3PT% 6.19 31.6%																		
FT% 26.33 78.8%																		
Dead Ball Rebounds: 2-0																		

Technical Fouls: NONE

		ALA	HOU
Biggest lead		8 (2 nd 8:53)	7 (1 st 9:23)
Best Scoring Run		8 (1 st 6:10)	10 (2 nd 4:28)
Lead Changes		13	
Times Tied		10	
Time with Lead		17:43	20:39

Points from		ALA	HOU
Turnovers		10	18
Paint		22	26
Second Chance		15	13
Fast Breaks		3	5
Bench		31	18

Period by Period Scoring		1st	2nd	OT1	TOT
ALA		34	44	7	85
HOU		36	42	2	80

#6/7 HOUSTON 65, NOTRE DAME 54 Players Era Festival • Second Day Wednesday, Nov. 27, 204 • MGM Grand Garden Arena • Las Vegas



Official Basketball Box Score - Final
Houston at Notre Dame
11/27/24 MGM Grand Garden Arena, Las Vegas
2024-25 Men's Basketball

Game Time: 9:30 PM
Game Duration: 1:51

Officials: James Breeding, Brian O'Connell, Lucas Santos

Houston - 65		Record: 4-2													Opponents: James Breering, Brian O'Connell, Lucas Sarno			
NO.	Name	Min	FG	3P	FT	Rebounds	Fouls	TP	AS	TO	ST	Blocks	BA	+				
5	Ja'Vier Francis	F 10:37	3-8	0-0	0-2	3	0	4	0	0	1	0	0	-5				
13	J'Wan Roberts	F 34:09	4-8	0-0	1-3	3	5	8	2	4	9	2	1	10				
4	LJ Cryer	G 36:44	2-11	0-6	2-2	0	2	2	1	2	6	1	1	7				
7	Milos Uzan	G 37:26	4-11	2-5	0-0	0	3	3	0	1	10	9	1	10				
21	Emanuel Sharp	G 34:08	6-13	3-9	2-2	1	3	4	3	3	17	4	1	8				
11	Joseph Tugler	10:54	3-5	0-0	0-2	0	3	3	4	2	6	1	1	7				
23	Terrance Arceneaux	22:46	6-7	1-2	0-0	1	2	3	0	0	13	2	0	18				
3	Ramon Walker Jr.	04:35	0-0	0-0	0-0	0	0	0	0	0	0	0	0	2				
8	Mylik Wilson	05:54	0-2	0-1	0-0	0	1	1	2	0	0	0	1	0				
2	Cedric Lath	02:47	0-0	0-0	0-0	0	0	0	1	0	0	0	0	-2				
Team						2	4	6										
Totals			27-60	6-23	5-9	8	24	32	16	12	65	19	5	2	0	11		

Shooting By Period			
1st	FG%	2nd	FG%
3PT%	4-9	44%	
FT%	1-2	50%	
2nd	FG%	10-31	32.3%
3PT%	2-14	14.3%	
FT%	4-7	57.1%	
GMFG%	27-60	45.0%	
3PT%	6-23	26.1%	
FT%	5-9	55.6%	
Dead Ball Rebounds: 2			

Technical Fouls: 0	
--------------------	--

Technical Fouls: NONE

Notre Dame - 54		Record: 4-3													
NO.	Name	Min	FG	3P	FT	Rebounds	Fouls	TP	AS	TO	ST	Blocks	BS	BA	
7	Tae Davis	F 37:15	9-15	1-2	3-5	2	6	8	4	0	0	0	0	0	
14	Kebbia Njie	F 34:32	14-0	0-0	3-4	3	3	6	3	2	2	0	1	-9	
2	Logan Iles	G 28:40	1-2	0-1	1-2	0	5	5	2	2	3	1	0	-13	
11	Braeden Shrewsbury	G 35:40	6-18	4-13	0-0	0	1	1	0	2	16	2	0	0	
41	Matt Allicco	G 38:20	2-7	2-5	2-2	0	5	5	1	4	8	4	0	0	
1	Julian Roper II	14:45	0-1	0-0	0-0	1	2	3	1	0	0	1	1	0	
20	J. Koryanec	09:54	0-0	0-0	0-0	0	1	1	0	0	0	0	0	0	
21	Burke Cheburan	03:57	0-0	0-0	0-0	0	1	2	0	0	1	0	0	0	
25	Nikita Konstantynovskiy	01:07	0-0	0-0	0-1	0	0	0	1	0	0	1	0	0	
Team						1	3	4							
Totals			19-49	7-21	9-14	7	27	34	12	16	54	12	12	1	0
						2	12	1	0	2	-11				

Shooting By Period		
1 st FG	50%	50.0%
3 rd FG	44%	44.4%
FT	70%	70.0%
2 nd FG	9-29	31.0%
3 rd FT	3-12	25.0%
FT	2-4	50%
GM FG	19-49	38.8%
GM FT	7-21	33.3%
GM 3P	14-44	31.8%
FT	4-14	28.6%

Dead Ball Rebounds: 4-3	
-------------------------	--

#17/18 HOUSTON 79, BUTLER 51 Big 12-Big East Battle Saturday, Dec. 7, 2024 • Fertitta Center • Houston

#15/13 HOUSTON 62, TROY 42 Tuesday, Dec. 10, 2024 • Fertitta Center • Houston



Butler - 51														
Record: 7-2														
NO.	Name	Min	FG	3P	FT	Rebounds	Fouls	TP	AS	TO	ST	Blocks	BS	BA
0	Augusto Cassia	F 18:17	3-4	2-3	3-3	1 2 3	2 2	11	1	0	0	0	0	-10
11	Jahmyl Telfort	F 29:25	1-5	1-3	1-2	1 1 2	3 1	4	3	5	0	0	0	-28
21	Pierre Brooks	F 31:23	2-10	0-8	2-2	0 1 1	2 1	6	1	1	1	0	0	-22
22	Patrick McCaffery	F 34:24	4-11	3-7	0-0	1 3 4	0 1	11	1	1	0	0	0	-22
13	Finley Bizjack	G 26:23	1-4	1-2	1-2	0 0 0	1 2	4	0	1	1	0	0	-15
23	Andre Screen	G 11:48	0-3	0-0	3-4	2 1 3	3 3	3	1	2	1	1	3	-10
12	Koby King	F 19:49	0-3	0-2	2-4	1 5 6	0 4	2	2	1	0	0	0	-15
14	Landon Moore	17:57	1-4	1-1	4-5	1 1 2	0 3	7	1	0	1	0	0	-10
3	Boden Kapke	08:52	1-2	1-2	0-0	0 0 0	1 0	3	0	1	0	0	0	-7
11	Evan Haywood	01:43	0-0	0-0	0-0	0 0 0	0 0	0	0	0	1	0	0	-1
Team														
Totals														

Houston - 79														
Record: 5-3														
NO.	Name	Min	FG	3P	FT	Rebounds	Fouls	TP	AS	TO	ST	Blocks	BS	BA
11	Joseph Tugler	F 18:59	3-4	0-0	0-0	2 6 8	3 1	6	0	2	0	2	1	11
13	J'Wan Roberts	F 26:13	1-5	0-0	0-0	4 8 12	0 1	2	1	3	0	2	0	11
4	LJ Cryer	G 35:45	7-14	4-7	2-2	0 1 1	1 1	20	3	3	0	0	0	26
7	Milos Uzan	G 24:46	6-11	1-3	0-0	1 1 2	4 0	13	3	1	2	0	0	13
21	Emanuel Sharp	G 29:06	6-10	4-7	0-0	0 2 3	2 16	1	0	0	0	0	0	17
5	Ja'Vier Francis	G 13:46	1-2	0-0	0-0	1 3 4	3 2	2	0	1	0	1	0	14
23	Terrance Arceneaux	22:44	5-9	0-1	4-4	1 0 1	1 3	14	0	0	0	3	0	24
25	Mercy Miller	05:20	2-4	0-0	0-0	1 2 3	0 4	4	0	0	0	0	0	4
3	Ramon Walker Jr.	18:12	0-0	0-0	0-0	2 1 3	3 2	2	0	0	0	0	0	17
0	Kordellus Jefferson	01:43	1-1	0-0	0-0	0 0 0	0 0	0	0	0	0	0	0	1
2	Cedric Lath	01:43	0-0	0-0	0-0	0 0 0	0 0	0	0	0	0	0	0	1
8	Mylik Wilson	01:43	0-0	0-0	0-0	0 1 1	0 0	0	0	1	1	0	0	1
Team														
Totals														

Technical Fouls: NONE														
Shooting By Period														
1st FG%	5-25	20.0%	1st FT%	2-16	12.5%	2nd FG%	8-21	38.1%	2nd FT%	13-46	28.3%	3rd FG%	9-28	32.1%
3rd FT%	16-22	72.7%	GM FG%	13-46	28.3%	GM FT%	16-22	72.7%	Dead Ball Rebounds:	3, 0				



Troy - 42														
Record: 5-4														
NO.	Name	Min	FG	3P	FT	Rebounds	Fouls	TP	AS	TO	ST	Blocks	BS	BA
1	Thomas Dowd	F 28:43	2-8	0-6	6-7	3 1 4	3 3	10	1	0	0	0	1	-9
4	Myles Rigby	F 29:24	1-6	0-0	1-2	0 3 3	4 1	3	0	2	0	0	0	-30
15	Jackson Fields	F 18:36	1-6	0-1	3-5	2 1 3	1 4	5	0	0	0	0	0	-21
2	Marqus Rigby Jr.	G 21:29	1-6	1-4	0-0	0 0 0	4 2	3	0	3	1	0	1	-19
12	Capton Conerway	G 28:23	4-9	0-3	1-2	1 7 8	3 2	9	1	2	1	0	0	-5
3	Cooper Campbell	20:50	1-5	1-2	2-2	0 0 0	0 1	5	1	1	0	0	1	-7
10	Jerrell Bellamy	13:35	1-3	0-0	0-0	3 0 3	2 0	2	0	0	0	0	0	-15
11	Victor Valdes	14:32	0-4	0-1	0-0	1 2 0	0 0	0	1	1	1	1	2	-13
0	Kerrington Kiel	11:28	0-1	0-1	0-0	0 0 0	0 0	0	0	0	0	0	0	7
24	Randarius Jones	11:26	1-2	0-0	3-4	1 0 1	1 2	5	0	0	1	1	1	7
21	Braydon Whitaker	01:34	0-0	0-0	0-0	0 0 0	0 0	0	0	0	0	0	0	5
Team														
Totals														

Houston - 62														
Record: 6-3														
NO.	Name	Min	FG	3P	FT	Rebounds	Fouls	TP	AS	TO	ST	Blocks	BS	BA
11	Joseph Tugler	F 14:08	1-3	0-0	0-0	4 2 6	4 3	2	0	0	0	3	0	13
13	J'Wan Roberts	F 27:03	3-5	0-0	0-0	3 6 9	3 2	6	4	0	2	2	0	31
4	LJ Cryer	G 32:00	8-11	6-7	0-0	0 2 2	0 1	22	0	0	2	1	0	24
7	Milos Uzan	G 20:57	1-7	0-2	0-1	1 0 1	1 1	2	5	0	0	0	0	17
21	Emanuel Sharp	G 28:35	4-9	2-5	4-4	0 4 4	3 3	14	4	0	3	0	2	23
5	Ja'Vier Francis	18:43	1-2	0-1	0-1	1 3 4	0 1	2	1	2	0	1	0	6
23	Terrance Arceneaux	22:16	3-7	0-1	3-4	1 3 4	1 3	9	1	4	0	0	0	1
3	Ramon Walker Jr.	10:56	0-2	0-0	1-2	0 1 1	0 2	1	0	0	0	1	0	0
8	Mylik Wilson	14:29	0-2	0-0	1-2	0 1 1	1 1	1	2	1	0	1	0	2
25	Mercy Miller	06:13	1-2	1-2	0-0	0 2 2	1 0	3	0	1	0	0	0	-5
0	Kordellus Jefferson	02:20	0-1	0-1	0-0	0 0 0	2 0	0	0	0	0	0	0	-8
2	Cedric Lath	02:20	0-0	0-0	0-0	0 0 0	0 0	0	0	0	0	0	0	-8
Team														
Totals														

Technical Fouls: Tugler 2nd 16:15														
Shooting By Period														
1st FG%	12-30	40.0%	1st FT%	2-7	28.6%	2nd FG%	20-30	66.7%	2nd FT%	7-11	63.6%	3rd FG%	4-4	100%
3rd FT%	9-18	50.0%	GM FG%	32-60	53.3%	GM FT%	9-18	50.0%	Dead Ball Rebounds:	0, 1				

#15/12 HOUSTON 78, TOLEDO 49 Wednesday, Dec. 18, 2024 • Fertitta Center • Houston

#15/12 HOUSTON 87, TEXAS A&M-CORPUS CHRISTI 51 Saturday, Dec. 21, 2024 • Fertitta Center • Houston



Toledo - 49														
Record: 6-5														
NO.	Name	Min	FG	3P	FT	Rebounds	Fouls	TP	AS	TO	ST	Blocks	BS	BA
1	Javan Simmons	F 27:06	3-5	0-0	3-5	1 2 3	2 6	9	0	3	1	0	1	-32
32	Jaylan Owuinga	F 16:37	1-3	0-0	0-0	0 1 1	3 1	2	0	0	0	0	0	-11
3	Sonny Wilson	G 32:46	1-8	1-3	0-0	1 4 5	1 0	3	1	2	2	0	2	-33
7	Isaiah Adams	G 24:14	2-10	0-3	0-0	0 0 0	2 0 4	3	4	1	1	0	0	-21
11	Sam Lewis	G 28:54	4-11	1-2	5-5	0 3 3	1 3	14	1	2	0	0	1	-12
12	Seth Hubbard	22:54	1-9	1-5	3-5	1 2 3	1 3	6	2	1	0	0	0	-22
13	Andre Loretsson	20:29	2-4	2-4	0-0	0 0 0	1 0	6	0	0	0	0	0	-18
24	Gigort Broic	11:05	1-1	0-0	1-3	1 5 6	2 5	3	0	0	1	0	0	4
2	Bryce Ford	14:07	1-3	0-1	0-0	2 2 2	0 2	0	1	2	0	0	0	-7
22	Tyler Ode	01:48	0-0	0-0	0-0	0 0 0	0 0	0	0	0	0	0	0	7
Team														
Totals														

Houston - 78														
Record: 7-3														
NO.	Name	Min	FG	3P	FT	Rebounds	Fouls	TP	AS	TO	ST	Blocks	BS	BA
11	Joseph Tugler	F 16:10	5-6	0-0	3-3	2 1 3	3 3	13	1	2	2	3	0	21
32	J'Wan Roberts	F 09:34	2-2	0-0	0-0	2 1 3	0 0	4	0	0	1	0	0	11
4	LJ Cryer	G 26:45	1-8	0-6	0-0	0 4 4	0 1	2	2	0	0	0	0	17

#14/14 HOUSTON 60, OKLAHOMA STATE 47

Monday, Dec. 30, 2024 • Gallagher-Iba Arena • Stillwater, Okla.



Official Basketball Box Score - Final
Houston at Oklahoma St.
12/30/24 Gallagher-Iba Arena, Stillwater
2024-25 Men's Basketball

Game Time: 7:00 PM
Game Duration: 1:54
Attendance: 7,365

Officials: Ray Nalik, Brooks Wells, Gregory Nixon

Houston - 60

Record: 9-3 (1-0)

NO.	Name	Min	FG	3P	FT	Rebounds	Fouls	TP	AS	TO	ST	Blocks	+	-
			M-A	M-A	M-A	OR DR TOT	PF FD					BS BA		
11	Joseph Tugler	19:19	2-6	0-0	0-0	1 1 2	5 2 4	2	1	0	3	0	11	
13	J'Wan Roberts	32:21	9-13	0-0	2-2	3 8 11	1 4 20	1	2	2	1	0	28	
4	LJ Cryer	33:48	6-15	4-8	2-2	0 2 2	1 1 18	0	2	4	0	0	10	
7	Milos Uzan	35:53	5-10	2-6	0-0	1 5 6	3 1 12	4	1	2	0	0	25	
21	Emanuel Sharp	22:10	1-4	0-2	0-0	0 2 2	1 0 2	1	0	0	0	0	13	
5	Ja'Vier Francis	19:25	1-4	0-0	0-0	0 5 5	2 0 2	0	2	0	0	1	7	
23	Terrance Arceneaux	17:28	0-3	0-3	0-0	2 2 2	2 0 0	0	3	0	0	0	10	
8	Mylik Wilson	15:48	0-1	0-1	2-2	0 2 2	0 1 2	1	0	0	0	0	4	
0	Kordellus Jefferson	01:16	0-0	0-0	0-0	0 0 0	0 0 0	0	0	0	0	0	5	
2	Cedric Lath	01:16	0-0	0-0	0-0	0 0 0	1 0 0	0	0	0	0	0	5	
25	Mercy Miller	01:16	0-1	0-0	0-0	0 0 0	0 0 0	0	0	0	0	0	5	
Team						0 2 2	0	1						
Totals			24-57	6-20	6-6	5 29 34	16 9 60	9	12	8	5	1	13	

Technical Fouls: NONE

Oklahoma St. - 47

Record: 8-4 (0-1)

NO.	Name	Min	FG	3P	FT	Rebounds	Fouls	TP	AS	TO	ST	Blocks	+	-
			M-A	M-A	M-A	OR DR TOT	PF FD					BS BA		
25	Robert Jennings	26:12	2-6	0-1	6-6	1 4 5	3 5 10	0	0	2	1	1	-9	
33	Abou Ousmane	30:13	2-3	0-0	1-2	2 4 6	0 2 5	0	1	2	0	0	-10	
1	Bryce Thompson	10:58	0-6	0-2	0-0	0 1 1	0 1 0	1	0	2	0	0	3	
5	Khalil Brantley	28:42	0-4	0-2	0-0	2 6 8	1 1 0	4	3	0	0	1	-7	
14	Jamyrus Keller	21:46	0-5	0-2	4-4	0 0 0	0 3 4	0	1	0	0	0	-3	
0	Marchelus Avery	20:35	2-8	1-4	0-0	0 3 3	2 0 5	1	1	0	0	0	-12	
2	Arturo Dean	23:12	3-7	1-2	2-4	0 4 4	1 2 9	1	1	3	1	0	-14	
6	Brandon Newman	24:10	4-11	2-5	2-2	1 3 4	1 2 12	0	0	0	0	1	-7	
4	Davonte Davis	10:29	0-2	0-1	0-0	0 0 0	1 0 0	0	1	0	0	0	-9	
24	Pat Suernick	03:43	1-2	0-0	0-0	1 0 1	1 0 2	0	1	0	0	1	3	
Team						4 3 7	0	2						
Totals			14-54	4-19	15-18	11 28 39	10 16 47	7	14	7	1	5	-13	

Technical Fouls: Avery 2nd 5:14

	HOU	OKST
Biggest lead	22 (2 nd 3:28)	6 (1 st 10:24)
Best Scoring Run	11 (1 st 5:06)	9 (1 st 10:24)
Lead Changes	4	
Times Tied	5	
Time with Lead	28:09	04:26

Points from	HOU	OKST
Turnovers	16	7
Paint	28	20
Second Chance	7	10
Fast Breaks	14	9
Bench	4	28

Period by Period Scoring	1st	2nd	TOT
HOU	28	32	60
OKST	18	29	47

#14/14 HOUSTON vs. BYU

Saturday, Jan. 4, 2025 • Fertitta Center • Houston



Official Basketball Box Score - Final
BYU at Houston
01/04/25 Fertitta Center, Houston, Texas
2024-25 Men's Basketball

Game Time: 1:01 PM
Game Duration: 1:56
Attendance: 7,035

Officials: Jeffery Anderson, Gary Maxwell, De Sella Dean

BYU - 55

Record: 10-3 (1-1)

NO.	Name	Min	FG	3P	FT	Rebounds	Fouls	TP	AS	TO	ST	Blocks	+	-
			M-A	M-A	M-A	OR DR TOT	PF FD					BS BA		
6	Kanon Catchings	25:35	2-5	1-3	1-2	2 0 2	2 2 6	1	0	1	1	1	28	
13	Keba Keita	19:55	3-7	0-0	0-0	1 0 1	3 2 6	0	0	0	1	2	-19	
3	Egor Demin	25:51	1-6	0-3	1-2	0 3 3	1 1 3	7	3	1	0	0	-31	
15	Richie Saunders	22:22	3-8	1-5	2-3	0 2 2	1 4 9	1	2	1	0	1	-16	
30	Dallin Hall	24:19	1-1	1-1	4-4	0 0 0	2 2 7	0	3	0	0	0	-12	
25	Dawson Baker	17:57	2-7	0-3	0-0	0 1 1	2 1 4	1	2	1	0	1	-15	
45	Fousseyni Traore	19:31	0-3	0-0	1-2	1 5 6	0 1 1	3	3	0	0	1	-18	
5	Mihailo Boskovic	12:35	1-2	1-2	2-2	0 2 2	0 5 1	0	0	0	0	0	-6	
21	Trevin Kneil	15:53	4-6	4-6	0-0	1 1 1	3 0 12	0	0	0	0	0	-8	
0	Mawot Mag	05:46	1-2	0-0	0-0	0 0 0	1 0 2	0	1	0	1	1	-5	
4	Brody Kozlowski	04:12	0-1	0-1	0-0	0 0 0	0 0 0	0	0	0	0	0	1	
1	Trey Stewart	03:03	0-0	0-0	0-0	0 0 0	0 0 0	0	0	0	1	0	1	
2	Elijah Crawford	03:03	0-0	0-0	0-0	0 0 0	0 0 0	0	0	0	0	0	1	
Team						3 3 6	0	1						
Totals			18-48	8-24	11-15	7 17 24	15 15 55	14	15	6	2	7	-31	

Technical Fouls: NONE

Houston - 86

Record: 9-4 (2-0)

NO.	Name	Min	FG	3P	FT	Rebounds	Fouls	TP	AS	TO	ST	Blocks	+	-
			M-A	M-A	M-A	OR DR TOT	PF FD					BS BA		
11	Joseph Tugler	18:27	1-1	0-0	3-4	3 2 5	5 3 5	0	3	0	2	0	19	
13	J'Wan Roberts	24:54	3-4	0-0	0-0	2 4 6	1 2 6	6	2	3	2	0	32	
4	LJ Cryer	27:11	3-11	3-9	0-0	0 0 0	0 1 9	2	1	1	0	0	28	
7	Milos Uzan	31:04	2-9	2-6	1-2	0 2 2	0 1 7	8	0	2	0	1	26	
21	Emanuel Sharp	20:07	5-9	4-8	4-4	0 3 3	3 4 18	1	0	1	0	1	17	
5	Ja'Vier Francis	19:01	4-6	0-0	1-2	3 2 5	2 2 9	0	1	1	3	0	14	
23	Terrance Arceneaux	22:59	5-9	4-5	1-2	3 3 6	0 1 15	1	0	2	0	1	14	
8	Mylik Wilson	17:11	5-5	2-2	0-0	2 4 0	0 0 12	0	1	0	0	0	3	
25	Mercy Miller	10:42	0-2	0-1	2-2	1 1 2	2 1 2	1	1	1	0	0	4	
0	Kordellus Jefferson	04:12	1-3	1-3	0-0	0 0 0	0 0 0	3	0	1	0	0	-1	
2	Cedric Lath	04:12	0-0	0-0	0-0	0 0 0	2 0 0	0	0	0	1	0	-1	
Team						1 3 4	0	0						
Totals			29-59	16-34	12-16	15 22 37	15 15 86	15	11	9	7	2	31	

Technical Fouls: NONE

	BYU	HOU
Biggest lead	0 (1 st 20:00)	34 (2 nd 7:34)
Best Scoring Run	5 (2 nd 5:50)	9 (2 nd 12:13)
Lead Changes	0	
Times Tied	2	
Time with Lead	00:00	36:57

Points from	BYU	HOU
Turnovers	5	24
Paint	18	24
Second Chance	7	18
Fast Breaks	4	13
Bench	24	41

Period by Period Scoring	1st	2nd	TOT
BYU	22	33	55
HOU	39	47	86

#12/11 HOUSTON 65, TCU 46

Monday, Jan. 6, 2025 • Fertitta Center • Houston



Official Basketball Box Score - Final
TCU at Houston
01/06/25 Fertitta Center, Houston, Texas
2024-25 Men's Basketball

Game Time: 8:05 PM
Game Duration: 1:54
Attendance: 7,035

Officials: Kipp Kissinger, Doug Simmons, Brent Smith

TCU - 46

Record: 8-6 (1-2)

NO.	Name	Min	FG	3P	FT	Rebounds	Fouls	TP	AS	TO	ST	Blocks	+	-
			M-A	M-A	M-A	OR DR TOT	PF FD					BS BA		
13	Trazarian White	24:57	4-9	1-5	0-0	0 1 1	2 1 9	0	1	0	0	1	-16	
15	Dave Punch	25:21	2-2	0-0	1-2	3 2 5	1 2 5	0	1	0	0	0	-16	
8	Ernest Udeh Jr.	27:56	0-0	0-0	0-0	2 4 4	3 0 0	1	2	2	0	0	-11	
3	Vasean Allette	32:41	4-10	2-3	1-2	0 5 5	0 3 11	1	2	0	0	2	-14	
21	Noah Reynolds	30:47	9-16	0-5	1-3	1 1 2	1 4 19	1	4	0	0	1	-25	
0	Brendan Wenzel	15:54	0-3	0-1	0-0	0 2 2	0 2 0	0	0	0	0	1	0	
1	Isaiah Manning	10:32	0-4	0-0	0-0	1 1 1	0 1 0	0	0	0	0	0	-6	
5	Micah Robinson	15:03	0-1	0-1	0-0	0 2 2	1 0 0	0	2	2	0	0	-3	
32	Malick Diallo	12:04	1-2	0-0	0-0	1 1 3	0 2 0	1	0	1	0	0	-8	
41	Jace Posey	04:45	0-0	0-0	0-0	0 0 0	1 0 1	1	1	1	0	0	4	
Team						3 1 4	0	5						
Totals			20-47	3-18	3-7	9 18 27	11 14 46	4	19	4	2	6	-19	

Technical Fouls: NONE

Houston - 65

Record: 11-3 (3-0)

Houston - 65		Record: 11-3 (3-0)															
NO.	Name	Min	FG	3P	FT	Rebounds		Fouls	TP	AS	TO	ST	Blocks	+/-			
			M/A	M/A	M/A	OR	DR	TOT	PF	FD					BS	BA	
11	Joseph Tugler	F 23:32	1-3	0-0	1-2	4	2	6	2	2	3	2	1	3	0	18	
13	J'Wan Roberts	F 32:36	6-13	0-0	3-4	1	3	3	2	12	3	3	1	0	0	24	
4	LJ Cryer	G 25:18	4-9	2-5	0-0	2	1	3	0	10	3	0	1	0	0	12	
7	Milos Uzan	G 30:04	4-6	1-3	0-0	0	3	3	2	0	9	3	2	0	1	21	
21	Emanuel Sharp	G 26:26	5-9	4-7	0-0	0	2	2	2	14	0	0	3	0	0	16	
23	Terrance Arceaux	23:05	1-4	0-2	0-0	0	1	1	1	2	0	1	2	0	0	-1	
5	Ja'Vier Francis	16:28	1-3	0-0	2-2	4	1	5	1	4	1	0	0	1	1	1	
8	Mylik Wilson	17:33	4-6	1-2	0-0	1	4	5	1	0	9	2	1	0	0	6	
25	Mercy Miller	03:26	0-1	0-0	2-2	0	0	0	0	1	2	0	0	0	0	-2	
2	Cedric Lath	01:32	0-0	0-0	0-0	0	0	0	0	0	0	0	0	0	0	0	
Team						0	2	2			0	1					
Totals			26-54	8-19	5-9	11	19	30	14	11	65	14	10	11	6	2	19

#10/8 HOUSTON 70, rv/#25 WEST VIRGINIA 54

Wednesday, Jan. 15, 2025 • Fertitta Center • Houston



Official Basketball Box Score - Final
West Virginia at Houston
01/15/25 Fertitta Center, Houston, Texas
2024-25 Men's Basketball

Game Time: 7:01 PM
Game Duration: 1:56
Attendance: 7,035

Officials: Gregory Nixon, Brooks Wells, James Duke

West Virginia - 54

Record: 12-4 (3-2)

NO. Name	Min	FG M-A	3P M-A	FT M-A	Rebounds OR DR TOT	Fouls PF	TP	AS	TO	ST	Blocks BS BA	+/-
11 Jonathan Powell	F 37:03	2-7	2-6	2-4	0 3 3	2 2	8	1	1	1	0 0	-10
0 Eduardo Andre	F 19:35	1-2	0-0	0-0	0 3 3	3 0	2	0	2	0	0 1	-14
5 Toby Okani	G 35:51	3-7	1-2	1-2	2 3 5	2 1	8	1	3	1	0 0	-11
7 Javon Small	G 37:56	4-11	3-5	2-2	0 1 1	1 5	13	8	1	1	1 2	-15
10 Sencire Harris	G 22:38	3-3	0-0	1-2	1 2 3	2 2	7	0	0	2	0 0	-2
13 Amani Hansberry	19:34	6-8	3-5	1-1	0 1 1	4 1	16	0	2	0	1 0	0
4 LJ Cryer	19:44	0-4	0-3	0-0	1 1 2	3 0	0	0	1	0	0 0	-15
3 KJ Tenner	03:41	0-1	0-1	0-0	0 0 0	0 0	0	0	1	0	0 0	-10
22 Haris Elezovic	01:54	0-0	0-0	0-0	0 0 0	0 0	0	0	0	0	0 0	-4
8 Jake Auer	02:04	0-0	0-0	0-0	0 0 0	0 0	0	0	0	0	0 0	-1
Team					3 3 6	0	0	1				
Totals		19-43	9-22	7-11	6 17 23	17 11	54	10	12	5	2 4	-16

Technical Fouls:NONE

Houston - 70

Record: 13-3 (5-0)

NO. Name	Min	FG M-A	3P M-A	FT M-A	Rebounds OR DR TOT	Fouls PF	TP	AS	TO	ST	Blocks BS BA	+/-
11 Joseph Tugler	F 19:56	0-1	0-0	0-0	4 1 5	4 2	0	0	2	2	0 0	9
13 J'Wan Roberts	F 33:35	10-13	0-0	2-4	0 3 3	1 4	22	1	3	0	1 0	7
4 LJ Cryer	G 28:15	5-12	5-10	3-4	1 1 2	2 3	18	2	0	0	0 0	1
7 Milos Uzan	G 34:44	3-8	1-4	1-1	1 6 7	0 2	8	4	0	2	0 1	19
21 Emanuel Sharp	G 31:59	4-9	3-8	3-3	0 3 3	0 3	14	1	1	0	0 1	7
8 Mylik Wilson	11:04	0-1	0-0	0-0	2 2 0	1 0	1	0	1	0	0 0	5
5 Ja'Vier Francis	14:50	1-2	0-0	0-0	2 2 4	2 1	2	0	0	1	0 0	7
23 Terrance Arceneaux	25:37	2-5	2-4	0-0	1 3 4	2 1	6	2	2	0	1 0	25
Team					0 0 0	0	0	1				
Totals		25-51	11-26	9-12	9 21 30	11 17	70	11	7	6	4 2	16

Technical Fouls:NONE

	WVU	HOU
Biggest lead	5 (1 st 13:10)	18 (2 nd 4:58)
Best Scoring Run	8 (2 nd 18:13)	14 (2 nd 7:08)
Lead Changes	5	
Times Tied	2	
Time with Lead	03:06	34:34

Shooting By Period	
1 st FG%	10-22 45.5%
3PT%	4-10 40.0%
FT%	3-4 75%
2 nd FG%	9-21 42.9%
3PT%	5-12 41.7%
FT%	4-7 57.1%
GM FG%	19-43 44.2%
3PT%	9-22 40.9%
FT%	7-11 63.6%
Dead Ball Rebounds:	1 0

Dead Ball Rebounds: 3 0

#10/8 HOUSTON 69, UCF 68

Saturday, Jan. 18, 2025 • Addition Financial Arena • Orlando



Official Basketball Box Score - Final
Houston at UCF
01/18/25 Addition Financial Arena, Orlando
2024-25 Men's Basketball

Game Time: 12:00 PM
Game Duration: 2:11
Attendance: 9,314

Officials: Kipp Kissinger, Justin Shamion, Randal Anders

Houston - 69

Record: 14-3 (6-0)

NO. Name	Min	FG M-A	3P M-A	FT M-A	Rebounds OR DR TOT	Fouls PF	TP	AS	TO	ST	Blocks BS BA	+/-
11 Joseph Tugler	F 12:23	1-2	0-0	0-0	0 2 2	3 0	2	0	1	0	1 1	5
13 J'Wan Roberts	F 35:30	10-17	0-0	1-2	6 3 9	4 3	21	1	2	0	0 1	3
4 LJ Cryer	G 35:41	2-13	2-7	0-0	1 3 4	1 1	6	1	1	0	0 2	5
7 Milos Uzan	G 35:22	4-11	0-2	0-0	0 3 3	1 0	8	5	0	1	1 0	1
21 Emanuel Sharp	G 28:27	4-11	1-6	0-0	0 4 4	4 1	9	0	2	1	0 0	9
5 Ja'Vier Francis	24:38	5-6	0-0	6-6	7 3 10	2 5	16	0	1	0	1 0	0
8 Mylik Wilson	17:50	3-6	0-0	1-2	1 4 5	4 2	7	1	1	1	0 0	-10
23 Terrance Arceneaux	10:09	0-3	0-1	0-1	1 0 1	1 0	0	0	0	1	1	-8
Team					2 4 0	0	0					
Totals		29-69	3-16	8-11	18 24 42	20 13	69	8	8	3	4 5	1

Technical Fouls:Tugler 1st 17:56

Shooting By Period	
1 st FG%	12-36 33.3%
3PT%	1-8 12.5%
FT%	5-6 83.3%
2 nd FG%	17-33 51.5%
3PT%	2-8 25.0%
FT%	3-5 60%
GM FG%	29-69 42.0%
3PT%	3-16 18.8%
FT%	8-11 72.7%
Dead Ball Rebounds:	0 0

Dead Ball Rebounds: 0 0

UCF - 68

Record: 12-5 (3-3)

NO. Name	Min	FG M-A	3P M-A	FT M-A	Rebounds OR DR TOT	Fouls PF	TP	AS	TO	ST	Blocks BS BA	+/-
52 Moustapha Thiam	C 33:32	7-10	1-2	3-4	2 3 5	0 4	18	1	0	0	3 0	1
0 Jordan Ivy-Curry	G 29:51	4-10	2-7	4-4	0 3 3	1 3	14	0	0	0	1 0	-8
3 Darius Johnson	G 32:05	5-16	3-7	0-0	3 0 3	4 1	13	4	1	0	0 3	1
4 Keyshawn Hall	G 35:08	2-12	0-3	2-6	4 7 11	4 6	3	5	0	0	1	-6
6 Daltan "Deebo" Coleman	G 28:55	3-6	1-3	1-1	2 3 5	1 4	8	2	3	0	0 0	-5
5 Benny Williams	08:17	0-1	0-1	1-2	0 1 1	1 1	1	0	0	0	0 0	5
7 Dior Johnson	06:17	1-2	0-0	0-0	0 2 2	0 0	2	0	0	0	0 0	0
1 Mikey Williams	11:47	1-3	0-0	0-0	1 3 4	1 0	2	1	0	0	1 0	5
2 JJ Taylor	11:05	2-2	0-0	0-0	1 0 1	2 0	4	0	1	0	0 0	4
35 Rokas Jocius	03:03	0-0	0-0	0-0	0 0 0	0 0	0	0	0	0	0 0	-2
Team					3 3 6	0	0					
Totals		25-62	7-23	11-17	16 25 41	14 19	68	11	13	1	5 4	-1

Technical Fouls:Hall 1st 17:56

	HOU	UCF
Biggest lead	5 (2 nd 6:52)	12 (1 st 1:13)
Best Scoring Run	13 (2 nd 16:20)	7 (1 st 8:07)
Lead Changes	11	
Times Tied	2	
Time with Lead	07:48	30:17

Shooting By Period	
1 st FG%	13-33 39.4%
3PT%	4-12 33.3%
FT%	8-10 80%
2 nd FG%	12-29 41.4%
3PT%	3-11 27.3%
FT%	7-7 100%
GM FG%	25-62 40.3%
3PT%	7-23 30.4%
FT%	11-17 64.7%
Dead Ball Rebounds:	3 0

Dead Ball Rebounds: 3 0

#7/5 HOUSTON vs. UTAH

Wednesday, Jan. 22, 2025 • Fertitta Center • Houston



Official Basketball Box Score - Final
Utah at Houston
01/22/25 Fertitta Center, Houston, Texas
2024-25 Men's Basketball

Game Time: 5:02 PM
Game Duration: 2:01
Attendance: 7,035

Officials: Ted Valentine, Tommy Johnson, Darron George

Utah - 36

Record: 11-7 (3-4)

NO. Name	Min	FG M-A	3P M-A	FT M-A	Rebounds OR DR TOT	Fouls PF	TP	AS	TO	ST	Blocks BS BA	+/-
2 Ezra Asuar	F 20:49	0-4	0-0	1-2	3 0 3	1 3	1	0	2	0	0 3	-26
10 Jake Wainin	F 24:28	2-7	0-2	1-2	3 2 5	1 1	5	2	0	0	0 2	-11
34 Lawson Loving	C 21:19	1-5	0-0	0-1	0 4 4	1 4	2	1	4	0	0 3	-28
25 Mike Sharavjanitis	G 10:40	0-2	0-1	0-0	0 1 1	1 0	0	0	3	0	1 0	-18
55 Gabe Madsen	G 22:37	3-10	2-8	0-0	2 2 2	1 0	8	1	4	1	0 0	-33
1 Mirot Little	22:20	2-3	2-3	0-0	0 2 2	4 1	6	0	5	0	0 0	-17
0 Hunter Erickson	12:51	0-0	0-0	0-0	1 1 2	0 0	0	0	2	0	0 0	-13
11 Caleb Lohner	11:25	1-1	0-0	0-0	0 1 1	1 0	2	0	2	0	0 0	-13
32 Zach Keller	12:13	1-2	0-0	0-1	0 0 0	2 1	2	1	0	0	0 0	-2
8 Keanu Dawes	25:05	2-4	1-1	2-4	3 6 9	3 2	7	1	2	0	0 2	-15
45 Mason Madsen	16:15	1-5	0-2	1-2	0 0 0	2 1	3	1	0	2	0 1	2
Team					6 2 8	0	0	2				
Totals		13-43	5-17	5-12	15 21 36	19 13	36	7	26	3	1 11	-34

Technical Fouls:NONE

Houston - 70

Record: 15-3 (7-0)

NO. Name	Min	FG M-A	3P M-A	FT M-A	Rebounds OR DR TOT	Fouls PF	TP	AS	TO	ST	Blocks BS BA	+/-
11 Joseph Tugler	F 13:20	2-3	0-0	0-0	0 2 2	5 0	4	0	0	4	2 0	14
13 J'Wan Roberts	F 24:43	5-9	0-0	1-2	1 3 4	1 3	11	1	1	3	2 0	31
4 LJ Cryer	G 23:14	4-7	3-4	2-2	0 1 1	0 2	13	1	0	0	0 0	35
7 Milos Uzan	G 24:33	6-9	2-4	0-0	1 0 1	2 2	14	5	1	0	0 0	27
23 Terrance Arceneaux	G 33:04	4-10	0-3	2-2	2 4 6	0 1	10	3	1	3	4 0	32
5 Ja'Vier Francis	16:56	3-4	0-0	0-0	1 1 2	1 1	6	1	1	2	0 31	
8 Mylik Wilson	24:18	2-11	0-2	0-1	3 4 7	1 2	4	4	0	5	0 1	8
25 Mercy Miller	18:12	0-5	0-3	7-8	2 1 3	0 4	7	0	0	0	0 0	-4
2 Cedric Lath	13:45	0-0	0-0	1-4	4 1 5	2 3	1	0	1	0	2 0	-2
0 Kordelius Jefferson	07:55	0-2	0-2	0-0	0 0 0	1 1	0	0	0	1	0 0	-2
Team					1 1 2	0	0	0				
Totals		26-60	5-18	13-19	15 18 33	13 19	70	15	5	19	11 1	34

Technical Fouls:NONE

	UTAH	HOU
Biggest lead	0 (1 st 20:00)	37 (2 nd 11:30)
Best Scoring Run	4 (1 st 8:56)	18 (1 st 9:54)
Lead Changes	0	
Times Tied	0	
Time with Lead	00:00	39:44

Shooting By Period	
1 st FG%	18-35 51.4%
3PT%	4-10 40.0%
FT%	1-2 50%
2 nd FG%	8-25 32.0%
3PT%	1-8 12.5%
FT%	12-17 70.6%
GM FG%	26-60 43.3%
3PT%	5-18 27.8%
FT%	13-19 68.4%
Dead Ball Rebounds:	4 0

Dead Ball Rebounds: 4 0

#7/5 HOUSTON 92, #12/11 KANSAS 86 (2OT)

Saturday, Jan. 25, 2025 • Phog Allen Fieldhouse • Lawrence, Kan.



Official Basketball Box Score - Final
Houston at Kansas
01/25/25 Allen Fieldhouse, Lawrence
2024-25 Men's Basketball

Game Time: 5:35 PM

#6/5 HOUSTON 63, rv/rv WEST VIRGINIA 49

Wednesday, Jan. 29, 2025 • WVU Coliseum • Morgantown, W.Va.



Official Basketball Box Score - Final
Houston at West Virginia
01/29/25 WVU Coliseum, Morgantown, W.Va.
2024-25 Men's Basketball

Game Time: 7:00 PM
Game Duration: 2:00
Attendance: 12,083

Officials: Don Daly, Brooks Wells, Chance Moore

Houston - 63

Record: 17-3 (9-0)

NO.	Name	Min	FG	3P	FT	Rebounds	Fouls	TP	AS	TO	ST	Blocks	BS	BA	+/
11	Joseph Tugler	F 27:34	5-9	0-1	2-2	3 4 7	4 2	12	0	1	0	1	0	1	11
13	J'Wan Roberts	F 34:50	2-6	0-0	1-1	4 2 6	0 2	5	3	2	1	1	0	9	
4	LJ Cryer	G 35:07	6-12	2-4	3-3	0 3 3	2 2	17	3	2	1	0	0	16	
7	Milos Uzan	G 37:33	4-10	2-4	0-0	0 0 0	4 2	10	2	2	1	0	1	18	
21	Emanuel Sharp	G 18:12	1-4	1-4	0-0	0 3 3	2 1	3	0	2	1	0	0	1	
5	Ja'Vier Francis	11:28	3-3	0-0	0-0	2 3 5	0 2	6	0	1	1	0	0	3	
23	Terrance Arceneaux	22:41	3-5	2-4	0-0	1 1 2	0 0	8	0	0	0	0	0	14	
8	Mylik Wilson	12:36	1-3	0-1	0-0	1 4 5	1 0	2	0	3	0	0	0	0	
Team						2 1 3	0	0	1	0	0	0	0	0	
Totals			25-52	7-18	6-6	13 21 34	13 11	63	8	14	5	2	1	14	

Technical Fouls:NONE

West Virginia - 49

Record: 13-7 (4-5)

NO.	Name	Min	FG	3P	FT	Rebounds	Fouls	TP	AS	TO	ST	Blocks	BS	BA	+/
11	Jonathan Powell	F 38:22	2-9	2-8	0-0	1 0 1	2 0	6	0	0	0	0	0	-13	
13	Amari Hansberry	F 25:37	3-8	0-3	2-4	1 4 5	1 4	8	0	4	0	0	1	-4	
5	Toby Okani	G 36:10	4-9	0-0	0-1	0 4 4	0 3	8	5	2	1	1	1	-14	
7	Javon Small	G 36:40	3-7	2-5	0-0	0 3 3	0 0	8	-3	1	0	0	0	-12	
10	Senecire Harris	G 19:57	2-2	0-0	2-4	0 2 2	4 6	0	3	2	0	0	0	2	
1	Joseph Yesulu	23:49	4-6	0-2	1-2	1 1 2	3 2	9	2	0	1	0	0	-14	
0	Eduardo Andre	14:48	2-2	0-0	0-0	0 0 0	1 0	4	1	1	1	0	0	-11	
3	KJ Tenner	24:39	0-0	0-0	0-0	0 0 0	0 0	0	0	0	1	0	0	-4	
Team						2 0 2	0	0	1	0	0	0	0	0	
Totals			20-43	4-18	5-11	5 14 19	11 13	49	11	12	6	1	2	-14	

Technical Fouls:NONE

	HOU	WVU
Biggest lead	20 (1 st 0:49)	0 (1 st 20:00)
Best Scoring Run	9 (1 st 10:48)	11 (2 nd 16:16)
Lead Changes	0	0
Times Tied	0	0
Time with Lead	39:43	00:00

Shooting By Period	1 st	2 nd	3 rd	4 th	OT
FG%	6-22 27.3%	2-10 20.0%	1-2 50%	12-21 57.1%	4-9 44.4%
3P%	2-8 25.0%	0-3 0.0%	0-0 0.0%	4-11 36.4%	1-4 25.0%
FT%	6-6 100.0%	0-0 0.0%	0-0 0.0%	2-2 100.0%	0-0 0.0%
GM FG%	20-43 46.5%	4-18 22.2%	5-11 45.5%		

Dead Ball Rebounds: 3/0

#22/19 TEXAS TECH 82, #6/5 HOUSTON 81 (OT)

Saturday, Feb. 1, 2025 • Fertitta Center • Houston



Official Basketball Box Score - Final
Texas Tech at Houston
02/01/25 Fertitta Center, Houston, Texas
2024-25 Men's Basketball

Game Time: 5:05 PM
Game Duration: 2:43
Attendance: 7,324

Officials: Bert Smith, Tyler Kumpf, Justin Shannon

Texas Tech - 82

Record: 17-4 (8-2)

NO.	Name	Min	FG	3P	FT	Rebounds	Fouls	TP	AS	TO	ST	Blocks	BS	BA	+/
5	Darrion Williams	F 33:50	5-11	1-5	2-4	1 3 4	5 4	13	3	2	3	3	0	-3	
15	JT Toppin	F 03:50	0-1	0-0	0-0	0 1 1	1 0	0	0	0	0	0	0	1	
0	Chance McMillan	G 42:38	7-14	2-6	7-7	1 4 5	1 4	23	1	3	2	0	0	0	
3	Elijah Hawkins	G 41:32	4-12	4-7	5-5	1 5 6	2 4	17	4	4	0	0	1	1	
24	Kerwin Walton	G 26:11	4-7	4-6	2-3	0 1 1	0 2	14	0	0	0	0	0	6	
33	Federico Federico	21:17	0-0	0-0	1-4	3 3 6	5 3	1	0	1	0	0	0	7	
4	Christian Anderson	34:10	2-8	1-6	5-7	1 1 2	4 4	10	0	1	0	1	0	-2	
23	Eemeli Yalahou	21:32	1-1	0-0	2-4	2 2 4	2 2	4	2	2	0	0	0	-5	
Team						5 3 8	0	1	0	0	0	0	0	0	
Totals			23-54	12-30	24-34	14 23 37	22 23	82	10	13	6	4	2	1	

Technical Fouls:Coach 1st16:10Coach 1st16:10

Shooting By Period	1 st	2 nd	3 rd	4 th	OT
FG%	13-25 52.0%	3-10 30.0%	7-14 50.0%	11-23 47.8%	4-9 44.4%
3P%	7-14 50.0%	2-6 33.3%	3-7 42.9%	5-11 45.5%	1-4 25.0%
FT%	13-20 65.0%	3-4 75.0%	5-7 71.4%	12-23 52.2%	2-4 50.0%
GM FG%	23-54 42.6%	12-30 40.0%	24-34 70.6%		

Dead Ball Rebounds: 5/0

Houston - 81

Record: 17-4 (8-2)

NO.	Name	Min	FG	3P	FT	Rebounds	Fouls	TP	AS	TO	ST	Blocks	BS	BA	+/
11	Joseph Tugler	F 24:18	2-5	0-0	1-4	5 3 8	4 3	5	1	0	1	1	1	-9	
13	J'Wan Roberts	F 38:38	6-15	0-0	6-9	3 4 7	1 7	18	3	5	3	0	2	-8	
4	LJ Cryer	G 44:00	7-14	3-6	5-6	0 4 4	2 3	22	2	1	0	0	1	0	
7	Milos Uzan	G 37:29	4-12	1-5	1-2	0 1 1	2 2	10	2	4	1	0	0	3	
21	Emanuel Sharp	F 17:37	1-2	0-1	2-2	0 3 3	3 2	4	0	0	1	0	0	-1	
5	Ja'Vier Francis	12:38	2-2	0-0	3-4	2 1 3	4 3	7	0	1	0	1	0	0	
23	Terrance Arceneaux	31:04	4-8	1-2	0-0	2 0 2	4 0	9	1	0	2	0	0	-1	
8	Mylik Wilson	19:16	3-6	0-0	0-0	2 3 5	4 0	6	2	0	1	0	0	5	
Team						2 3 5	0	1	0	0	0	0	0	0	
Totals			29-64	5-14	18-27	16 22 38	24 20	81	11	12	9	2	4	-1	

Technical Fouls:Roberts 1st15:46

	TTU	HOU
Biggest lead	7 (1 st 4:18)	6 (2 nd 3:49)
Best Scoring Run	9 (1 st 11:49)	8 (2 nd 9:10)
Lead Changes	11	0
Times Tied	10	4
Time with Lead	24:09	15:05

Shooting By Period	1 st	2 nd	3 rd	4 th	OT
FG%	12-25 48.0%	18-42 42.9%	15-32 46.9%	3-6 50.0%	4-9 44.4%
3P%	3-7 42.9%	10-15 66.7%	15-32 46.9%	3-6 50.0%	1-4 25.0%
FT%	18-27 66.7%	5-4 125.0%	12-23 52.2%	2-4 50.0%	0-0 0.0%
GM FG%	29-64 45.3%	5-14 35.7%	18-27 66.7%		

Dead Ball Rebounds: 4/0

#5/5 HOUSTON 72, OKLAHOMA STATE 63

Tuesday, Feb. 4, 2025 • Fertitta Center • Houston



Official Basketball Box Score - Final
Oklahoma St. at Houston
02/04/25 Fertitta Center, Houston, Texas
2024-25 Men's Basketball

Game Time: 7:01 PM
Game Duration: 1:57
Attendance: 7,035

Officials: Marques Pettigrew, Rick Crawford, Antonio Petty

Oklahoma St. - 63

Record: 11-11 (3-8)

NO.	Name	Min	FG	3P	FT	Rebounds	Fouls	TP	AS	TO	ST	Blocks	BS	BA	+/
25	Robert Jennings	F 18:27	1-2	0-0	2-3	0 2 2	0 2	4	0	2	0	1	0	-13	
33	Abou Ousmane	F 31:54	7-10	1-1	1-2	2 2 4	3 2	16	1	2	0	0	1	3	
1	Bryce Thompson	G 29:32	5-10	0-2	1-1	0 2 2	1 4	11	4	1	0	0	1	-7	
2	Arturo Dean	G 28:45	5-8	2-4	1-2	0 0 0	0 3	13	4	4	5	0	0	0	
14	Jamylon Keller	G 25:41	2-5	1-3	0-0	0 2 2	1 0	5	0	0	0	0	0	-7	
0	Marchelus Avery	22:55	4-8	2-6	0-0	0 3 3	2 2	10	3	1	1	1	0	8	
5	Khalil Brantley	11:15	0-1	0-0	0-0	0 2 2	0 0	0	0	1	0	0	0	-9	
6	Brandon Newman	20:11	1-5	1-3	1-2	0 3 3	3 2	4	0	0	0	0	0	-6	
4	Davonte Davis	04:40	0-0	0-0	0-0	0 1 1	0 0	0	2	0	0	0	0	-2	
24	Pat Suemnick	06:40	0-0	0-0	0-2	2 0 2	2 1	0	0	0	0	0	0	-12	
Team						0 3 3	0	0	0	0	0	0	0	0	
Totals			25-49	7-19	6-12	4 20 24	16 12	63	14	11	6	2	3	-9	

Technical Fouls:NONE

Houston - 72

Record: 18-4 (10-1)

NO.	Name	Min	FG	3P	FT	Rebounds	Fouls	TP	AS	TO	ST	Blocks	BS	BA	+/
11	Joseph Tugler	F 24:58	2-6	0-0	3-4	4 5 9	3 6	7	3	3	1	2	1	-3	
13	J'Wan Roberts	F 37:55	6-10	0-0	2-2	7 3 10	2 2	14	1	3	1	0	0	8	
4	LJ Cryer	G 38:36	6-15	4-11	2-2	0 3 3	1 1	18	0	2	0	0	0	11	
7	Milos Uzan	G 35:54	6-10	3-4	2-2	0 2 2	3 2	17	5	0	0	0	0	13	
23	Terrance Arceneaux	G 28:38	4-12	1-5	1-2	2 3 5	1 2	10	6	1	1	0	0	14	
8	Mylik Wilson	22:58	2-8	0-1	2-2	2 2 4	0 3	6	1	1	3	1	0	-7	
2	Cedric Lath	08:06	0-0	0-0	0-0	1 0 1	2 0	0	0	0	0	0	0	2	
25	Mercy Miller	02:55	0-1	0-0	0-0	0 0 0	0 0	0	0	0	0	0	0	7	
Team						2 4 6	0	0	0	0	0	0	0	0	
Totals			26-62	8-21	12-14	18 22 40	12 16	72	16	10	6	3	2	9	



2024-25 Houston Men's Basketball Combined Team Statistics All games

Page 1/1
as of Feb 08, 2025

Game Records

Record	Overall	Home	Away	Neutral
ALL GAMES	19-4	12-1	6-0	1-3
CONFERENCE	11-1	5-1	6-0	0-0
NON-CONFERENCE	8-3	7-0	0-0	1-3

Score by Periods

Team	1st	2nd	OT	TOT
Houston	865	835	42	1742
Opponents	578	687	45	1310

Team Box Score

No.	Player				Total		3-Point		F-Throw		Rebounds													
		GP-GS	MIN	AVG	FG-FGA	FG%	3FG-3FGA	3FG%	FT-FTA	FT%	OFF	DEF	TOT	AVG	PF	DQ	A	TO	BLK	STL	PTS	AVG		
4	CRYER, LJ	23-23	731:22	31.8	108-277	.390	64-159	.403	49-54	.907	6	42	48	2.1	30	0	42	26	2	19	329	14.3		
21	SHARP, Emanuel	20-20	511:08	25.6	73-165	.442	48-110	.436	55-59	.932	5	55	60	3.0	46	1	20	15	0	26	249	12.5		
13	ROBERTS, J'Wan	22-22	668:55	30.4	112-206	.544	0-0	.000	36-61	.590	63	83	146	6.6	43	0	37	40	17	23	260	11.8		
7	UZAN, Milos	23-23	700:20	30.4	90-203	.443	31-77	.403	18-27	.667	10	66	76	3.3	45	3	108	28	3	25	229	10.0		
23	ARCENEAX, Terrance	23-4	514:00	22.3	74-158	.468	23-59	.390	26-35	.743	27	52	79	3.4	28	0	26	17	9	28	197	8.6		
8	WILSON, Mylik	23-0	388:57	16.9	58-124	.468	10-23	.435	12-17	.706	26	59	85	3.7	28	0	31	18	3	24	138	6.0		
11	TUGLER, Joseph	23-17	506:11	22.0	52-102	.510	3-9	.333	27-49	.551	69	71	140	6.1	75	3	22	25	51	19	134	5.8		
5	FRANCIS, Ja'Vier	21-6	311:07	14.8	43-73	.589	0-1	.000	25-37	.676	40	43	83	4.0	45	0	4	18	21	12	111	5.3		
25	MILLER, Mercy	15-0	153:28	10.2	16-54	.296	5-24	.208	19-24	.792	8	23	31	2.1	16	0	7	7	1	6	56	3.7		
3	WALKER JR., Ramon	8-0	92:22	11.5	6-12	.500	2-4	.500	2-3	.667	6	13	19	2.4	5	0	0	1	2	2	16	2.0		
0	JEFFERSON, Kordelius	11-0	47:09	4.3	5-15	.333	1-10	.100	0-0	.000	0	2	2	0.2	7	0	0	3	1	1	11	1.0		
2	LATH, Cedric	16-0	100:01	6.3	5-10	.500	0-0	.000	2-9	.222	16	6	22	1.4	17	0	1	2	5	1	12	0.8		
Team											37	48	85					11						
Total		23	4725		642-1399	.459	187-476	.393	271-375	.723	313	563	876	38.1	385	7	298	211	115	186	1742	75.7		
Opponents		23	4725		439-1170	.375	160-514	.311	272-408	.667	226	494	720	31.3	366	5	246	330	55	106	1310	57.0		

Team Statistics

	UH	OPP
Scoring	1742	1310
Points per game	75.7	57.0
Scoring margin	+18.8	-
Field goals-att	642-1399	439-1170
Field goal pct	.459	.375
3 point fg-att	187-476	160-514
3-point FG pct	.393	.311
3-pt FG made per game	8.1	7.0
Free throws-att	271-375	272-408
Free throw pct	.723	.667
F-Throws made per game	11.8	11.8
Rebounds	876	720
Rebounds per game	38.1	31.3
Rebounding margin	+6.8	-
Assists	298	246
Assists per game	13.0	10.7
Turnovers	211	330
Turnovers per game	9.2	14.3
Turnover margin	+5.2	-
Assist/turnover ratio	1.4	0.7
Steals	186	106
Steals per game	8.1	4.6
Blocks	115	55
Blocks per game	5.0	2.4
Winning streak	2	-
Home win streak	1	-
Attendance	91744	59579
Home games-Avg/Game	13-7057	6-9930
Neutral site-Avg/Game	-	4-6441

Team Results

Date	Opponent		Score	Att.
11/04/2024	Jackson St.	W	97-40	7035
11/09/2024	vs Auburn	L	69-74	6901
11/13/2024	Louisiana	W	91-45	7035
11/22/2024	Hofstra	W	80-44	7035
11/26/2024	vs Alabama	Lot	80-85	7602
11/27/2024	vs Notre Dame	W	65-54	6143
11/30/2024	vs San Diego St.	Lot	70-73	5117
12/07/2024	Butler	W	79-51	7035
12/10/2024	Troy	W	62-42	7035
12/18/2024	Toledo	W	78-49	7035
12/21/2024	A&M-Corpus Christi	W	87-51	7035
12/30/2024	at Oklahoma St.	W	60-47	7365
01/04/2025	BYU	W	86-55	7035
01/06/2025	TCU	W	65-46	7035
01/11/2025	at Kansas St.	W	87-57	8332
01/15/2025	West Virginia	W	70-54	7035
01/18/2025	at UCF	W	69-68	9014
01/22/2025	Utah	W	70-36	7035
01/25/2025	at Kansas	Wot2	92-86	15300
01/29/2025	at West Virginia	W	63-49	12083
02/01/2025	Texas Tech	Lot	81-82	7324
02/04/2025	Oklahoma St.	W	72-63	7035
02/08/2025	at Colorado	W	69-59	7485



2024-25 Houston Men's Basketball Combined Team Statistics In Conference games

Page 1/1
as of Feb 08, 2025

Game Records

Record	Overall	Home	Away	Neutral
ALL GAMES	11-1	5-1	6-0	0-0
CONFERENCE	11-1	5-1	6-0	0-0
NON-CONFERENCE	0-0	0-0	0-0	0-0

Score by Periods

Team	1st	2nd	OT	TOT
Houston	430	419	35	884
Opponents	326	346	30	702

Team Box Score

No.	Player				Total		3-Point		F-Throw		Rebounds											
		GP-GS	MIN	AVG	FG-FGA	FG%	3FG-3FGA	3FG%	FT-FTA	FT%	OFF	DEF	TOT	AVG	PF	DQ	A	TO	BLK	STL	PTS	AVG
13	ROBERTS, J'Wan	12-12	402:18	33.5	81-145	.559	0-0	.000	21-39	.538	34	45	79	6.6	22	0	27	25	7	15	183	15.3
4	CRYER, LJ	12-12	401:40	33.5	54-145	.372	33-84	.393	25-29	.862	6	25	31	2.6	19	0	20	14	0	8	166	13.8
7	UZAN, Milos	12-12	409:37	34.1	52-112	.464	18-44	.409	10-17	.588	5	37	42	3.5	23	0	52	12	1	15	132	11.0
21	SHARP, Emanuel	9-9	221:55	24.7	28-64	.438	18-49	.367	13-13	1.000	0	27	27	3.0	19	0	4	5	0	12	87	9.7
23	ARCENEUX, Terrance	12-3	278:03	23.2	32-77	.416	14-37	.378	8-11	.727	15	25	40	3.3	15	0	14	10	9	13	86	7.2
8	WILSON, Mylik	12-0	221:14	18.4	34-72	.472	5-13	.385	7-11	.636	15	35	50	4.2	16	0	15	10	1	14	80	6.7
5	FRANCIS, Ja'Vier	11-0	168:07	15.3	27-42	.643	0-0	.000	13-18	.722	29	23	52	4.7	23	0	2	7	9	7	67	6.1
11	TUGLER, Joseph	12-12	273:18	22.8	25-51	.490	0-2	.000	14-24	.583	37	36	73	6.1	43	3	10	13	24	9	64	5.3
25	MILLER, Mercy	7-0	45:10	6.5	0-12	.000	0-6	.000	13-14	.929	3	3	6	0.9	4	0	1	2	1	0	13	1.9
0	JEFFERSON, Kordelius	4-0	16:39	4.2	2-6	.333	1-5	.200	0-0	.000	0	0	0	0.0	2	0	0	2	0	1	5	1.3
2	LATH, Cedric	7-0	36:59	5.3	0-0	.000	0-0	.000	1-4	.250	6	3	9	1.3	8	0	0	1	3	0	1	0.1
Team											13	21	34					7				
Total		12	2475		335-726	.461	89-240	.371	125-180	.694	163	280	443	36.9	194	3	145	108	55	94	884	73.7
Opponents		12	2475		245-602	.407	87-263	.331	125-197	.635	108	253	361	30.1	182	3	137	174	24	56	702	58.5

Team Statistics

	UH	OPP
Scoring	884	702
Points per game	73.7	58.5
Scoring margin	+15.2	-
Field goals-att	335-726	245-602
Field goal pct	.461	.407
3 point fg-att	89-240	87-263
3-point FG pct	.371	.331
3-pt FG made per game	7.4	7.3
Free throws-att	125-180	125-197
Free throw pct	.694	.635
F-Throws made per game	10.4	10.4
Rebounds	443	361
Rebounds per game	36.9	30.1
Rebounding margin	+6.8	-
Assists	145	137
Assists per game	12.1	11.4
Turnovers	108	174
Turnovers per game	9.0	14.5
Turnover margin	+5.5	-
Assist/turnover ratio	1.3	0.8
Steals	94	56
Steals per game	7.8	4.7
Blocks	55	24
Blocks per game	4.6	2.0
Winning streak	2	-
Home win streak	1	-
Attendance	42499	59579
Home games-Avg/Game	6-7083	6-9930
Neutral site-Avg/Game	-	0-0

Team Results

Date	Opponent		Score	Att.
12/30/2024	at Oklahoma St.	W	60-47	7365
01/04/2025	BYU	W	86-55	7035
01/06/2025	TCU	W	65-46	7035
01/11/2025	at Kansas St.	W	87-57	8332
01/15/2025	West Virginia	W	70-54	7035
01/18/2025	at UCF	W	69-68	9014
01/22/2025	Utah	W	70-36	7035
01/25/2025	at Kansas	Wot2	92-86	15300
01/29/2025	at West Virginia	W	63-49	12083
02/01/2025	Texas Tech	Lot	81-82	7324
02/04/2025	Oklahoma St.	W	72-63	7035
02/08/2025	at Colorado	W	69-59	7485

2024-25 Houston Men's Basketball
Team High/Low Analysis
All games

as of Feb

Houston - Game Highs

POINTS	97	Jackson St. (11/04/2024)
	92	at Kansas (01/25/2025)
	91	Louisiana (11/13/2024)
	87	at Kansas St. (01/11/2025)
	87	A&M-Corpus Christi (12/21/2024)
FIELD GOALS MADE	39	Jackson St. (11/04/2024)
	35	at Kansas (01/25/2025)
FIELD GOAL ATTEMPTS	73	at Kansas (01/25/2025)
	69	at UCF (01/18/2025)
	69	at Kansas St. (01/11/2025)
FIELD GOAL PERCENTAGE	.582 (39-67)	Jackson St. (11/04/2024)
	.533 (32-60)	Butler (12/07/2024)
3 PT FG MADE	16	BYU (01/04/2025)
	14	A&M-Corpus Christi (12/21/2024)
3 PT FG ATTEMPTS	34	BYU (01/04/2025)
	29	A&M-Corpus Christi (12/21/2024)
3 PT FG PERCENTAGE	.600 (12-20)	Jackson St. (11/04/2024)
	.500 (12-24)	Hofstra (11/22/2024)
	.500 (9-18)	Butler (12/07/2024)
FREE THROWS MADE	26	vs Alabama (N) (11/26/2024)
	21	A&M-Corpus Christi (12/21/2024)
FREE THROW ATTEMPTS	33	vs Alabama (N) (11/26/2024)
	27	Texas Tech (02/01/2025)
	27	Louisiana (11/13/2024)
FREE THROW PERCENTAGE	1.000 (7-7)	Jackson St. (11/04/2024)
	1.000 (6-6)	at West Virginia (01/29/2025)
	1.000 (6-6)	at Oklahoma St. (12/30/2024)
	1.000 (6-6)	Butler (12/07/2024)
REBOUNDS	50	Toledo (12/18/2024)
	46	Louisiana (11/13/2024)
ASSISTS	20	Hofstra (11/22/2024)
	19	vs Notre Dame (N) (11/27/2024)
	19	Jackson St. (11/04/2024)
STEALS	19	Utah (01/22/2025)
	17	Louisiana (11/13/2024)
BLOCKED SHOTS	11	Utah (01/22/2025)
	10	vs Alabama (N) (11/26/2024)
TURNOVERS	14	at West Virginia (01/29/2025)
	12	Texas Tech (02/01/2025)
	12	at Oklahoma St. (12/30/2024)
	12	Toledo (12/18/2024)
	12	vs San Diego St. (N) (11/30/2024)
	12	vs Alabama (N) (11/26/2024)
FOULS	30	vs Alabama (N) (11/26/2024)
	24	Texas Tech (02/01/2025)

2024-25 Houston Men's Basketball
Team High/Low Analysis
All games

as of

Houston - Game Lows

POINTS	60	at Oklahoma St. (12/30/2024)
	62	Troy (12/10/2024)
	63	at West Virginia (01/29/2025)
	65	TCU (01/06/2025)
	65	vs Notre Dame (N) (11/27/2024)
FIELD GOALS MADE	22	Troy (12/10/2024)
	23	vs San Diego St. (N) (11/30/2024)
FIELD GOAL ATTEMPTS	51	West Virginia (01/15/2025)
	51	Troy (12/10/2024)
FIELD GOAL PERCENTAGE	.369 (24-65)	vs Alabama (N) (11/26/2024)
	.371 (23-62)	vs San Diego St. (N) (11/30/2024)
3 PT FG MADE	3	at UCF (01/18/2025)
	4	Toledo (12/18/2024)
3 PT FG ATTEMPTS	13	vs Auburn (N) (11/09/2024)
	14	Texas Tech (02/01/2025)
	14	at Kansas St. (01/11/2025)
3 PT FG PERCENTAGE	.167 (4-24)	Toledo (12/18/2024)
	.188 (3-16)	at UCF (01/18/2025)
FREE THROWS MADE	5	TCU (01/06/2025)
	5	vs Notre Dame (N) (11/27/2024)
FREE THROW ATTEMPTS	6	at West Virginia (01/29/2025)
	6	at Oklahoma St. (12/30/2024)
	6	Butler (12/07/2024)
FREE THROW PERCENTAGE	.556 (5-9)	TCU (01/06/2025)
	.556 (5-9)	vs Notre Dame (N) (11/27/2024)
REBOUNDS	30	West Virginia (01/15/2025)
	30	TCU (01/06/2025)
ASSISTS	7	vs Auburn (N) (11/09/2024)
	8	at Colorado (02/08/2025)
	8	at West Virginia (01/29/2025)
	8	at UCF (01/18/2025)
	8	Butler (12/07/2024)
	8	vs Alabama (N) (11/26/2024)
STEALS	1	vs San Diego St. (N) (11/30/2024)
	3	at UCF (01/18/2025)
BLOCKED SHOTS	2	Texas Tech (02/01/2025)
	2	at West Virginia (01/29/2025)
	2	vs San Diego St. (N) (11/30/2024)
	2	vs Notre Dame (N) (11/27/2024)
TURNOVERS	4	Hofstra (11/22/2024)
	5	at Kansas (01/25/2025)
	5	Utah (01/22/2025)
	5	at Kansas St. (01/11/2025)

2024-25 Houston Men's Basketball
Team High/Low Analysis
All games

a:

Opponent - Game Highs

POINTS	86	at Kansas (01/25/2025)
	85	vs Alabama (N) (11/26/2024)
	82	Texas Tech (02/01/2025)
	74	vs Auburn (N) (11/09/2024)
	73	vs San Diego St. (N) (11/30/2024)
FIELD GOALS MADE	30	at Kansas (01/25/2025)
	27	vs Auburn (N) (11/09/2024)
FIELD GOAL ATTEMPTS	66	at Kansas (01/25/2025)
	62	at UCF (01/18/2025)
FIELD GOAL PERCENTAGE	.529 (27-51)	vs Auburn (N) (11/09/2024)
	.510 (25-49)	Oklahoma St. (02/04/2025)
3 PT FG MADE	12	Texas Tech (02/01/2025)
	11	vs Alabama (N) (11/26/2024)
3 PT FG ATTEMPTS	30	Texas Tech (02/01/2025)
	30	vs Alabama (N) (11/26/2024)
3 PT FG PERCENTAGE	.409 (9-22)	West Virginia (01/15/2025)
	.400 (12-30)	Texas Tech (02/01/2025)
	.400 (10-25)	at Kansas St. (01/11/2025)
FREE THROWS MADE	30	vs Alabama (N) (11/26/2024)
	24	Texas Tech (02/01/2025)
FREE THROW ATTEMPTS	41	vs Alabama (N) (11/26/2024)
	34	Texas Tech (02/01/2025)
FREE THROW PERCENTAGE	.833 (15-18)	at Oklahoma St. (12/30/2024)
	.800 (4-5)	Hofstra (11/22/2024)
REBOUNDS	48	vs Alabama (N) (11/26/2024)
	45	at Kansas (01/25/2025)
ASSISTS	20	at Kansas (01/25/2025)
	16	at Kansas St. (01/11/2025)
STEALS	8	vs San Diego St. (N) (11/30/2024)
	7	at Oklahoma St. (12/30/2024)
BLOCKED SHOTS	7	vs Auburn (N) (11/09/2024)
	6	vs Alabama (N) (11/26/2024)
TURNOVERS	26	Utah (01/22/2025)
	23	Louisiana (11/13/2024)
FOULS	25	vs Alabama (N) (11/26/2024)
	22	Texas Tech (02/01/2025)

2024-25 Houston Men's Basketball
Team High/Low Analysis
All games

as of Feb

Opponent - Game Lows

POINTS	36	Utah (01/22/2025)
	40	Jackson St. (11/04/2024)
	42	Troy (12/10/2024)
	44	Hofstra (11/22/2024)
	45	Louisiana (11/13/2024)
FIELD GOALS MADE	12	Troy (12/10/2024)
	13	Utah (01/22/2025)
	13	Butler (12/07/2024)
	13	Jackson St. (11/04/2024)
FIELD GOAL ATTEMPTS	43	at West Virginia (01/29/2025)
	43	Utah (01/22/2025)
	43	West Virginia (01/15/2025)
FIELD GOAL PERCENTAGE	.240 (12-50)	Troy (12/10/2024)
	.259 (14-54)	at Oklahoma St. (12/30/2024)
3 PT FG MADE	2	Troy (12/10/2024)
	3	TCU (01/06/2025)
3 PT FG ATTEMPTS	17	Utah (01/22/2025)
	18	at West Virginia (01/29/2025)
	18	TCU (01/06/2025)
	18	Toledo (12/18/2024)
	18	Troy (12/10/2024)
3 PT FG PERCENTAGE	.111 (2-18)	Troy (12/10/2024)
	.167 (3-18)	TCU (01/06/2025)
FREE THROWS MADE	3	TCU (01/06/2025)
	4	Hofstra (11/22/2024)
FREE THROW ATTEMPTS	5	Hofstra (11/22/2024)
	7	TCU (01/06/2025)
FREE THROW PERCENTAGE	.417 (5-12)	Utah (01/22/2025)
	.429 (3-7)	TCU (01/06/2025)
REBOUNDS	19	at West Virginia (01/29/2025)
	20	at Kansas St. (01/11/2025)
ASSISTS	4	TCU (01/06/2025)
	4	Troy (12/10/2024)
STEALS	1	at UCF (01/18/2025)
	1	vs Notre Dame (N) (11/27/2024)
BLOCKED SHOTS	0	at Kansas (01/25/2025)
	0	at Kansas St. (01/11/2025)
	0	vs Notre Dame (N) (11/27/2024)
	0	Hofstra (11/22/2024)
TURNOVERS	7	vs San Diego St. (N) (11/30/2024)
	11	Oklahoma St. (02/04/2025)
FOULS	10	at Oklahoma St. (12/30/2024)
	11	at West Virginia (01/29/2025)
	11	TCU (01/06/2025)

2024-25 Houston Men's Basketball
Player Highs Analysis
All gamesPage 1/4
as of Feb 08, 2025

Houston - Individual Game Highs

POINTS	30	LJ Cryer vs Alabama (N) (11/26/2024)
	24	J'Wan Roberts at Kansas (01/25/2025)
	23	Emanuel Sharp vs San Diego St. (N) (11/30/2024)
	22	LJ Cryer vs Texas Tech (02/01/2025)
	22	J'Wan Roberts vs West Virginia (01/15/2025)
FIELD GOALS MADE	22	LJ Cryer vs Troy (12/10/2024)
	10	J'Wan Roberts at Kansas (01/25/2025)
	10	J'Wan Roberts at UCF (01/18/2025)
	10	J'Wan Roberts vs West Virginia (01/15/2025)
	10	J'Wan Roberts vs West Virginia (01/15/2025)
FIELD GOAL ATTEMPTS	26	LJ Cryer vs Alabama (N) (11/26/2024)
	21	J'Wan Roberts at Kansas (01/25/2025)
FIELD GOAL PERCENTAGE (min 5 made)	1.000	(6-6) Joseph Tugler vs Hofstra (11/22/2024)
	1.000	(5-5) Mylik Wilson vs BYU (01/04/2025)
3 PT FG MADE	6	LJ Cryer vs Troy (12/10/2024)
	5	LJ Cryer vs West Virginia (01/15/2025)
	5	LJ Cryer vs A&M-Corpus Christi (12/21/2024)
	5	LJ Cryer vs San Diego St. (N) (11/30/2024)
	5	Emanuel Sharp vs Hofstra (11/22/2024)
3 PT FG ATTEMPTS	13	LJ Cryer vs San Diego St. (N) (11/30/2024)
	11	LJ Cryer vs Oklahoma St. (02/04/2025)
3 PT FG PERCENTAGE (min 2 made)	1.000	(5-5) Emanuel Sharp vs Hofstra (11/22/2024)
	1.000	(2-2) Milos Uzan at Colorado (02/08/2025)
	1.000	(2-2) Mylik Wilson vs BYU (01/04/2025)
	1.000	(2-2) Milos Uzan vs A&M-Corpus Christi (12/21/2024)
	1.000	(2-2) Mylik Wilson vs Hofstra (11/22/2024)
	1.000	(2-2) Joseph Tugler vs Hofstra (11/22/2024)
	1.000	(2-2) Emanuel Sharp vs Louisiana (11/13/2024)
FREE THROWS MADE	10	LJ Cryer vs Alabama (N) (11/26/2024)
	9	Emanuel Sharp vs A&M-Corpus Christi (12/21/2024)
	9	Emanuel Sharp vs San Diego St. (N) (11/30/2024)
FREE THROW ATTEMPTS	10	LJ Cryer vs Alabama (N) (11/26/2024)
	9	J'Wan Roberts vs Texas Tech (02/01/2025)
	9	J'Wan Roberts at Kansas (01/25/2025)
	9	Emanuel Sharp vs A&M-Corpus Christi (12/21/2024)
	9	Emanuel Sharp vs San Diego St. (N) (11/30/2024)
FREE THROW PERCENTAGE (min 3 made)	1.000	(10-10) LJ Cryer vs Alabama (N) (11/26/2024)
	1.000	(9-9) Emanuel Sharp vs A&M-Corpus Christi (12/21/2024)
	1.000	(9-9) Emanuel Sharp vs San Diego St. (N) (11/30/2024)
	1.000	(6-6) Ja'Vier Francis at UCF (01/18/2025)
	1.000	(5-5) J'Wan Roberts vs Louisiana (11/13/2024)
	1.000	(4-4) Terrance Arceneaux at Colorado (02/08/2025)
	1.000	(4-4) LJ Cryer at Kansas St. (01/11/2025)
	1.000	(4-4) Emanuel Sharp vs BYU (01/04/2025)
	1.000	(4-4) Emanuel Sharp vs Toledo (12/18/2024)
	1.000	(4-4) Emanuel Sharp vs Troy (12/10/2024)
	1.000	(4-4) Terrance Arceneaux vs Butler (12/07/2024)
	1.000	(4-4) Terrance Arceneaux vs Louisiana (11/13/2024)
	1.000	(4-4) Emanuel Sharp vs Auburn (N) (11/09/2024)
	1.000	(4-4) LJ Cryer vs Jackson St. (11/04/2024)
	1.000	(3-3) LJ Cryer at West Virginia (01/29/2025)
	1.000	(3-3) Emanuel Sharp vs West Virginia (01/15/2025)
	1.000	(3-3) Joseph Tugler vs Toledo (12/18/2024)
REBOUNDS	12	J'Wan Roberts vs Butler (12/07/2024)
	12	J'Wan Roberts vs San Diego St. (N) (11/30/2024)

2024-25 Houston Men's Basketball
Player Highs Analysis
All games

as of Feb

Houston - Individual Game Highs

ASSISTS	10	Milos Uzan vs Jackson St. (11/04/2024)
	9	Milos Uzan at Kansas (01/25/2025)
	9	Milos Uzan vs Notre Dame (N) (11/27/2024)
STEALS	5	Mylik Wilson vs Utah (01/22/2025)
	4	Joseph Tugler vs Utah (01/22/2025)
	4	LJ Cryer at Oklahoma St. (12/30/2024)
	4	Terrance Arceneaux vs Hofstra (11/22/2024)
	4	Emanuel Sharp vs Louisiana (11/13/2024)
	4	Mercy Miller vs Louisiana (11/13/2024)
BLOCKED SHOTS	8	Milos Uzan vs Jackson St. (11/04/2024)
	5	Joseph Tugler vs Alabama (N) (11/26/2024)
TURNOVERS	5	Joseph Tugler at Kansas (01/25/2025)
	4	J'Wan Roberts vs Texas Tech (02/01/2025)
	4	Milos Uzan vs Texas Tech (02/01/2025)
FOULS	5	Terrance Arceneaux vs Troy (12/10/2024)
	5	Joseph Tugler vs Utah (01/22/2025)
	5	Joseph Tugler vs BYU (01/04/2025)
	5	Joseph Tugler at Oklahoma St. (12/30/2024)
	5	Milos Uzan vs San Diego St. (N) (11/30/2024)
	5	Emanuel Sharp vs Alabama (N) (11/26/2024)
	5	Milos Uzan vs Alabama (N) (11/26/2024)
	5	Milos Uzan vs Auburn (N) (11/09/2024)

2024-25 Houston Men's Basketball
Player Highs Analysis
All gamesPage 3/4
as of Feb 08, 2025

Opponent - Individual Game Highs

POINTS	24	Mark Sears vs Alabama (N) (11/26/2024)
	23	Chance McMillian vs Texas Tech (02/01/2025)
	22	Julian Hammond III at Colorado (02/08/2025)
	22	Tae Davis vs Notre Dame (N) (11/27/2024)
	21	Tahaad Pettiford vs Auburn (N) (11/09/2024)
FIELD GOALS MADE	10	Johni Broome vs Auburn (N) (11/09/2024)
	9	Noah Reynolds vs TCU (01/06/2025)
	9	Tae Davis vs Notre Dame (N) (11/27/2024)
	18	Braeden Shrewsberry vs Notre Dame (N) (11/27/2024)
	17	Zeke Mayo at Kansas (01/25/2025)
FIELD GOAL ATTEMPTS	17	Braeden Shrewsberry vs Notre Dame (N) (11/27/2024)
	17	Zeke Mayo at Kansas (01/25/2025)
FIELD GOAL PERCENTAGE (min 5 made)	.750	(6-8) Amani Hansberry vs West Virginia (01/15/2025)
	.714	(5-7) Rylan Griffen at Kansas (01/25/2025)
3 PT FG MADE	5	Julian Hammond III at Colorado (02/08/2025)
	5	Rylan Griffen at Kansas (01/25/2025)
	5	Brendan Hausen at Kansas St. (01/11/2025)
	5	Tahaad Pettiford vs Auburn (N) (11/09/2024)
	5	Tahaad Pettiford vs Auburn (N) (11/09/2024)
3 PT FG ATTEMPTS	13	Braeden Shrewsberry vs Notre Dame (N) (11/27/2024)
	11	Brendan Hausen at Kansas St. (01/11/2025)
3 PT FG PERCENTAGE (min 2 made)	.833	(5-6) Rylan Griffen at Kansas (01/25/2025)
	.750	(3-4) Jared Coleman-Jones vs San Diego St. (N) (11/30/2024)
FREE THROWS MADE	12	Mark Sears vs Alabama (N) (11/26/2024)
	7	Chance McMillian vs Texas Tech (02/01/2025)
	7	Miles Byrd vs San Diego St. (N) (11/30/2024)
FREE THROW ATTEMPTS	14	Mark Sears vs Alabama (N) (11/26/2024)
	8	Garry Clark vs A&M-Corpus Christi (12/21/2024)
	8	Miles Byrd vs San Diego St. (N) (11/30/2024)
FREE THROW PERCENTAGE (min 3 made)	1.000	(7-7) Chance McMillian vs Texas Tech (02/01/2025)
	1.000	(6-6) Robert Jennings at Oklahoma St. (12/30/2024)
	1.000	(5-5) Elijah Hawkins vs Texas Tech (02/01/2025)
	1.000	(5-5) Hunter Dickinson at Kansas (01/25/2025)
	1.000	(5-5) Sam Lewis vs Toledo (12/18/2024)
	1.000	(4-4) Jordan Ivy-Curry at UCF (01/18/2025)
	1.000	(4-4) Dallin Hall vs BYU (01/04/2025)
	1.000	(4-4) Jamyron Keller at Oklahoma St. (12/30/2024)
	1.000	(4-4) Mouhamed Dioubate vs Alabama (N) (11/26/2024)
	1.000	(4-4) Christian Wright vs Louisiana (11/13/2024)
	1.000	(3-3) Augusto Cassia vs Butler (12/07/2024)
REBOUNDS	16	Mouhamed Dioubate vs Alabama (N) (11/26/2024)
	11	Keyshawn Hall at UCF (01/18/2025)
ASSISTS	12	Dajuan Harris Jr. at Kansas (01/25/2025)
	8	Javon Small vs West Virginia (01/15/2025)
STEALS	5	Arturo Dean vs Oklahoma St. (02/04/2025)
	5	BJ Davis vs San Diego St. (N) (11/30/2024)
BLOCKED SHOTS	5	Magoon Gwath vs San Diego St. (N) (11/30/2024)
	5	Johni Broome vs Auburn (N) (11/09/2024)
TURNOVERS	5	Miro Little vs Utah (01/22/2025)
	5	Keyshawn Hall at UCF (01/18/2025)
	5	Coleman Hawkins at Kansas St. (01/11/2025)
	5	Jahmyl Telfort vs Butler (12/07/2024)
	5	Christian Wright vs Louisiana (11/13/2024)

2024-25 Houston Men's Basketball
Player Highs Analysis
All games

as of Feb

Opponent - Individual Game Highs

FOULS	5	Darrión Williams vs Texas Tech (02/01/2025)
	5	Federiko Federiko vs Texas Tech (02/01/2025)
	5	Flory Bidunga at Kansas (01/25/2025)
	5	Zeke Cook vs Louisiana (11/13/2024)
	5	Jeremiah Evans vs Louisiana (11/13/2024)


TEAM GAME-by-GAME STATISTICS

Team	Date	W/L	Pts	1st/2nd	FG-A	Pct.	3P-A	Pct.	FT-A	Pct.	Off	Def	Reb	PF	Ast	TO	Bl	St
#4/4 HOUSTON	11/4/24	W	97	52/45	39-67	.582	12-20	.600	7-7	1.000	11	28	39	13	19	9	6	12
vs. Jackson State			40	13/27	13-47	.277	4-23	.174	10-15	.667	8	17	25	14	8	21	3	3
#4/4 HOUSTON	11/9/24	L	69	33/36	24-58	.414	5-13	.385	16-22	.727	15	18	33	20	7	10	3	5
vs. #11/11 Auburn			74	28/46	27-51	.529	7-23	.304	13-19	.684	11	22	33	21	14	12	7	6
#8/10 HOUSTON	11/13/24	W	91	51/40	31-68	.456	10-23	.435	19-27	.704	18	28	46	13	13	10	4	17
vs. Louisiana			45	25/20	15-46	.326	6-21	.286	9-12	.750	4	24	28	21	7	23	2	4
#7/7 HOUSTON	11/22/24	W	80	48/32	29-62	.468	12-24	.500	10-16	.625	10	29	39	12	20	4	6	10
vs. Hofstra			44	18/26	16-52	.308	8-25	.320	4-5	.800	7	25	32	15	7	15	0	3
#6/7 HOUSTON	11/26/24	L	80 (OT)	36/42/2	24-65	.369	6-19	.316	26-33	.788	16	23	39	30	8	12	10	10
vs. #9/9 Alabama			85	34/44/7	22-60	.367	11-30	.367	30-41	.732	20	28	48	25	14	15	6	5
#6/7 HOUSTON	11/27/24	W	65	39/26	27-60	.450	6-23	.261	5-9	.556	8	24	32	16	19	5	2	5
vs. Notre Dame			54	31/23	19-49	.388	7-21	.333	9-14	.643	7	27	34	12	12	12	0	1
#6/7 HOUSTON	11/30/24	L	70 (OT)	30/35/5	23-62	.371	11-24	.458	13-17	.765	17	23	40	21	13	12	2	1
vs. San Diego State			73	25/40/8	23-57	.404	9-25	.360	18-27	.667	14	24	38	15	13	7	5	8
#17/18 HOUSTON	12/7/24	W	79	28/51	32-60	.533	9-18	.500	6-6	1.000	13	28	41	17	8	11	5	6
at Butler			51	18/33	13-44	.283	9-28	.321	16-22	.727	7	15	22	12	10	12	1	5
5/15/13 HOUSTON	12/10/24	W	62	33/29	22-51	.431	9-19	.474	9-14	.643	13	25	38	16	17	10	9	7
vs. Troy			42	11/31	12-50	.240	2-18	.111	16-22	.727	17	19	36	18	4	12	3	5
#15/12 HOUSTON	12/18/24	W	78	39/39	30-67	.448	4-24	.167	14-19	.737	16	34	50	18	12	12	5	10
vs. Toledo			49	22/27	16-54	.296	5-18	.278	12-18	.667	6	23	29	15	7	14	2	6
#15/12 HOUSTON	12/21/24	W	87	46/41	26-53	.491	14-29	.483	21-25	.840	13	23	36	14	17	8	8	9
vs. Texas A&M-Corpus Christi			51	27/24	18-56	.321	5-19	.263	10-16	.625	17	17	34	16	13	13	2	4
#14/14 HOUSTON	12/30/24	W	60	28/32	24-57	.421	6-20	.300	6-6	1.000	5	29	34	16	9	12	5	8
at Oklahoma State			47	18/29	14-54	.259	4-19	.211	15-18	.833	11	28	39	10	7	14	1	7
#14/14 HOUSTON	1/4/25	W	86	39/47	29-59	.482	16-34	.471	12-16	.750	15	22	37	15	15	11	7	9
vs. BYU			55	22/33	18-48	.375	8-24	.333	11-15	.733	7	17	24	15	14	15	2	6
#12/11 HOUSTON	1/6/25	W	65	29/36	26-54	.481	8-19	.421	5-9	.556	11	19	30	14	14	10	6	11
vs. TCU			46	22/24	20-47	.426	3-18	.167	3-7	.429	9	18	27	11	4	19	2	4
#12/11 HOUSTON	1/11/25	W	87	46/41	34-69	.493	6-14	.429	13-20	.650	16	28	44	16	13	5	3	8
at Kansas State			57	24/33	19-47	.404	10-25	.400	9-14	.643	2	18	20	17	16	15	0	3
#10/8 HOUSTON	1/15/25	W	70	40/30	25-51	.490	11-26	.423	9-12	.750	9	21	30	11	11	7	4	6
vs. rv/#25 West Virginia			54	27/27	19-43	.442	9-22	.409	7-11	.636	6	17	23	17	10	12	2	5
#10/8 HOUSTON	1/18/25	W	69	30/39	29-69	.420	3-16	.188	8-11	.727	18	24	42	20	8	8	3	4
at UCF			68	38/30	25-62	.403	7-23	.304	11-17	.647	16	25	41	14	11	13	1	5
#7/5 HOUSTON	1/20/25	W	70	41/29	26-60	.433	5-18	.278	13-19	.684	15	18	33	13	15	5	11	19
vs. Utah			36	17/19	13-43	.302	5-17	.294	5-12	.417	15	21	36	19	7	26	1	3
#7/5 HOUSTON	1/25/25	W	92 (2OT)	31/35/13/13	35-73	.479	8-25	.320	14-25	.560	12	31	43	22	17	5	5	5
at #12/11 Kansas			86	38/28/13/7	30-66	.455	9-25	.360	17-30	.567	11	34	45	17	20	12	0	4
#6/5 HOUSTON	1/29/25	W	63	39/24	25-52	.481	7-18	.389	6-6	1.000	13	21	34	13	8	14	2	5
at rv/rv West Virginia			49	19/30	20-43	.465	4-18	.222	5-11	.455	5	14	19	11	11	12	1	6
#6/5 HOUSTON	2/1/25	L	81	37/35/9	29-64	.453	5-14	.357	18-27	.667	16	22	38	24	11	12	2	9
vs. #22/19 Texas Tech			82	41/31/10	23-54	.426	12-30	.400	24-34	.706	14	23	37	22	10	13	4	6
#5/5 HOUSTON	2/4/25	W	72	39/33	26-62	.419	8-21	.381	12-14	.857	18	22	40	12	16	10	3	6
vs. Oklahoma State			63	33/30	25-49	.510	7-19	.368	6-12	.500	4	20	24	16	14	11	2	6
#5/5 HOUSTON	2/8/25	W	69	31/38	27-56	.482	6-15	.400	9-15	.600	15	23	38	18	8	9	3	5
at Colorado			59	27/32	19-46	.413	9-23	.391	12-16	.750	8	18	26	15	13	12	4	5
HOUSTON	2/10/25																	
vs. Baylor																		
HOUSTON	2/15/25																	
at Arizona																		
HOUSTON	2/18/25																	
at Arizona State																		
HOUSTON	2/22/25																	
vs. Iowa State																		
HOUSTON	2/24/25																	
at Texas Tech																		
HOUSTON	3/1/25																	
vs. Cincinnati																		
HOUSTON	3/3/25																	
vs. Kansas																		
HOUSTON	3/6/25																	
at Baylor																		


RADIO/TV ROSTER



KORDELIUS JEFFERSON
G • 6-3 • 200 • r-Fr.-RS
Arlington, Texas
@ korrdel



CEDRIC LATH
C • 6-9 • 260 • r-So.-1L
Abidjan, Ivory Coast
@ ced_lath AguyCedric



RAMON WALKER Jr.
G • 6-5 • 215 • r-Sr.-3L
Pearland, Texas
@ ramonwalkerjr ramonwalker04




LJ CRYER
G • 6-1 • 200 • c-Gr.-1L
Katy, Texas
@ ljcryer



Ja'VIER FRANCIS
F • 6-8 • 235 • Sr.-3L
New Orleans, La.
@ lahjay11 theJayFrancis10



MILOS UZAN
G • 6-4 • 190 • Jr.-TR
Las Vegas, Nev.
@ lossyuzan



MYLIK WILSON
G • 6-3 • 175 • c-Gr.-1L
Rayville, La.
@ m.w.13 mylikw



JOSEPH TUGLER
F • 6-8 • 230 • So.-1L
Houston, Texas
@ josephptugler joseph_tugler



JACOB MCFARLAND
C • 6-11 • 215 • r-Fr.-RS
Moreno Valley, Calif.
@ jacobmcfar1and



J'WAN ROBERTS
F • 6-8 • 235 • c-Gr.-4L
St. Thomas, U.S. Virgin Islands
@ jwann_13 JwanRoberts13



EMANUEL SHARP
G • 6-3 • 210 • r-Jr.-2L
Tampa, Fla.
@ emanuelsharp_



TERRANCE ARCENEAUX
G • 6-6 • 205 • r-So.-2L
Beaumont, Texas
@ tarceneaux23 TArceneaux21



CHASE MCCARTY
F • 6-6 • 220 • Fr.-HS
Huntsville, Ala.
@ chase_mccarty Chasemccarty21



MERCY MILLER
G • 6-4 • 200 • Fr.-HS
Sherman Oaks, Calif.
@ mercymiller mercymiller25



KELVIN SAMPSON
Head Coach
11th Season at Houston
36th Season Overall

X CoachSampsonUH



KELLEN SAMPSON
Assistant Coach
11th Season at Houston
15th Season Overall

X kellenmsampson



QUANNAS WHITE
Associate Head Coach
8th Season at Houston
11th Season Overall

X quannasbwhite



K.C. BEARD
Assistant Coach
11th Season at Houston
14th Season Overall

X CoachKCBeard1



HOLLIS PRICE
Special Assistant
to Head Coach/Assistant Coach
11th Season at Houston
11th season Overall

X HollisHp



ANTHONY GOLDWIRE
Director of Player Development/
Assistant Coach
4th Season at Houston
4th Season Overall