



BAYLOR

MEN'S BASKETBALL



GAME 24



rv/rv **BAYLOR** (15-8, 7-5 Big 12) vs. 5/5 **HOUSTON** (19-4, 11-1 Big 12)

Feb 10, 2025 • 8:00 pm CT • ESPN and The ESPN App • Listen: Baylor Sports Media Network via ESPN Central Texas
Houston, Texas • Fertitta Center (7,035) • Social Media: @BaylorMBB | #SicEm | #CultureofJOY

MEDIA INFORMATION

TV: ESPN and the ESPN App

Talent: Jon Sciambi (pxp), Fran Fraschilla (analyst) Kris Budden (reporter)

BU Radio: Baylor Sports Media Network via ESPN
Central Texas 1660 AM & 92.3 FM

Talent: John Morris (pxp), Pat Nunley (analyst)

Satellite Radio: Sirius 382 or on the [SXM App](#)

Social Media: @BaylorMBB | #SicEm | #CultureofJOY

All-Time Series Houston leads 39-16

Drew Era Series Tied 1-1

Waco Houston leads 14-9

Houston Houston leads 24-5

Neutral Baylor leads 2-1

Last Meeting UH won 82-76^{OT} on 2/24/24 in Waco

2024-25 SCHEDULE & RESULTS

DATE	BU	OPP	OPPONENT	TV	TIME/SCORE
N4	8/8	6/7	at Gonzaga ¹	ESPN2	L, 63-101
N9	8/8	16/16	vs. Arkansas ²	ESPNU	W, 62-67
N12	12/14	-/-	SAM HOUSTON	ESPN+	W, 104-67
N17	12/14	-/-	TARLETON	ESPN+	W, 104-41
N21	13/14	22/21	vs. St. Johns ²	CBSSN	W, 99-98 ^{2OT}
N22	13/14	11/9	vs. Tennessee ²	CBSSN	L, 62-77
N27	17/18	-/-	NEW ORLEANS	ESPN+	W, 91-60

D4	15/16	25/rv	vs. UCONN ³	FS1	L, 76-72
D9	rv/25	-/-	ACU	CBSSN	W, 88-57
D11	rv/25	-/-	NORFOLK STATE	ESPN+	W, 94-69
D27	25/23	-/-	ARLINGTON BAPTIST	ESPN+	W, 107-53
D31	25/21	-/-	• UTAH	ESPN+	W, 81-56

J4	25/21	3/3	• at Iowa State	CBS	L, 55-74
J7	rv/rv	rv/rv	• CINCINNATI	ESPN+	W, 68-48
J11	rv/rv	-/-	• at Arizona State	ESPN+	W, 72-66 ^{OT}
J14	25/24	rv/rv	• at Arizona	ESPN	L, 70-81
J19	25/24	-/-	• TCU	ESPN	L, 71-74
J22	rv/rv	-/-	• KANSAS STATE	ESPNU	W, 70-62
J25	rv/rv	-/-	• at Utah	ESPN2	W, 76-61
J28	rv/rv	-/-	• at BYU	ESPN2	L, 89-93 ^{OT}

F1	rv/rv	11/11	• KANSAS	ESPN	W, 81-70
F4	rv/rv	13/12	• at Texas Tech	ESPN2	L, 73-59
F8	rv/rv	-/-	• UCF	ESPN+	W, 91-76
F10	rv/rv	5/5	• at Houston	ESPN	8pm
F15	-/-	-/-	• WEST VIRGINIA	ESPN/2	1 pm
F17	-/-	-/-	• ARIZONA	ESPN	9pm
F22	-/-	-/-	• at Colorado	ESPN	3pm
F25	-/-	-/-	• at Cincinnati	ESPN2	6pm

M1	-/-	-/-	• OKLAHOMA STATE	ESPN+	7pm
M4	-/-	-/-	• at TCU	ESPN+	7pm
M8	-/-	-/-	• HOUSTON	ESPN	9pm
M11-M15			Big 12 Championship	TBD/TBD	

SCHEDULE KEY

1 — Veterans Memorial Arena; Spokane, Wash
2 — American Airlines Center; Dallas, Texas
3 — Continental Tire Baha Mar Championship; Nassau, Bahamas
4 — Big 12-Big East Battle; Storrs, Conn. (Gampel Pavilion)
5 — Big 12 Championship; Kansas City, Mo. (T-Mobile Center)

Rankings: AP/Coaches at time of game; All times Central

BAYLOR ATHLETICS COMMUNICATIONS

MATT ROBERTS *Director of Athletic Communications*

254-227-2280 • WM_Roberts@baylor.edu

STORY LINES

- Baylor hits the road for a Big Monday matchup with No. 5/5 Houston at 8 p.m. on ESPN
- Monday marks Baylor's first trip to Houston since Nov. 30, 2002, a 62-60 Baylor win
- This game is a rematch of the 2021 National Semifinal where BU built a 25-point halftime lead and led by 16+ points for the final 25 minutes to reach the title game en route to the program's first-ever National Championship
- In the last meeting, BU trailed by as many as 17 and was down by 16 points at the half, only to outscore the Cougars 44-28 in the second half to force overtime before falling 82-76 in the extra session
- Going for its eighth conference win, BU has 8+ Big 12 wins in 13-straight seasons after winning 8+ just 3 times in the league's first 15 years
- The Bears are 13-8 against AP Top-10 teams over the last six seasons
- BU is 32-18 in Big 12 Road games since 2019-20, The best mark in the league in that span
- Baylor is 34-21 against ranked teams over the last four seasons, including a 18-17 mark away from home
- BU is 88-27 against in-state opponents since the start of the 2011-12 season
- BU is 169-103 in Big 12 play in 15 seasons since 2010 after going 59-149 in the league's first 13 seasons
- Baylor has 71 conference wins over the last six seasons, second only to Kansas' 73, the next closest team in that span is Texas Tech with 55
- Of the 940 minutes of game time this season, Baylor has had it's full complement of rotation players for just 189:56 (20.2%)
- Last time out, Baylor cruised to a 91-76 over UCF, it's most points in a regulation Big 12 game since rolling up 93 on Texas on March 4, 2024
- Baylor's **VJ Edgcombe** (1 game) and **Langston Love** (10 games) returned from injury to give Baylor 17 and 16 points, respectively
- **Norchad Omier** led the way for Baylor with 18 points and 12 rebounds, securing his 80th career double-double, tying him with Drexel's Malik Rose for the eighth-most in NCAA history
- **Omier's** 12 double-doubles are the most by a Baylor Bear in a season since **Jo Lual-Acuil** had 13 in 2017-18
- **Robert Wright** is now just 11 assists away from tying the freshman assist record held by John Lucas III
- Baylor's dynamic freshmen duo of **Edgcombe** and **Wright** have taken their games to the next level, averaging 20.0 and 16.0 points per game, respectively, over the last five games
- Averaging 15.0 and 12.7 points per game for the season, **Edgcombe** and **Wright** are looking to become the first BU freshmen to average 13.0+ points per game in the same year since **Lawrence Roberts** and **John Lucas III** averaged 16.6 and 13.2 in 2001-02
- **Scott Drew** is one of six active coaches with a national title, and now has wins over three of the other five this season (Calipari, Pitino and Self)
- Five of Baylor's eight losses have come against teams that have been ranked in the top-10 at some point this season, while Gonzaga, Tennessee, UConn and Iowa State have been ranked in the top 3. Seven of the eight losses are Quad-1 losses
- According to KenPom, BU enters the week with the seventh-toughest schedule in the country and the toughest in the Big 12

TEAM INFORMATION

BAYLOR (15-8, 7-5 Big 12)

Ranking	RV — AP, RV — Coaches
Head Coach	Scott Drew (Butler, 1993)
Career Record	479-263 (23rd season)
BU Record	459-252 (22nd season)
vs. Houston	1-1

HOUSTON (19-4, 11-1 Big 12)

Ranking	5 — AP, 5 — Coaches
Head Coach	Kelvin Sampson (UNC Pembroke, 1978)
Houston Record	283-83 (11th Season)
Career Record	783-353 (36th Season)
vs. Baylor	23-1
SID	Jeff Conrad — jconrad@Central.UH.EDU

BAYLOR 2024-25 STATS

#	P	NAME	YR	PPG	RPG	APG	MPG
15	F	Norchad Omier	5th	15.5	10.5	1.0*	29.7
7	G	VJ Edgcombe	Fr.	15.0	5.1	3.2	31.1
1	G	Robert Wright	Fr.	12.7	2.2	4.7	30.4
3	G	Jeremy Roach	5th	11.7	2.1	3.5	32.3
2	G	Jayden Nunn	Sr.	9.6	2.9	1.8	30.4
32	F	Jalen Celestine	Gr.	8.3	3.3	0.6	23.6
13	G	Langston Love	RJr.	7.6	2.9	1.1	22.5
17	F	Josh Ojianwuna	Jr.	7.4	6.4	0.8*	24.7
5	F	Jason Asemota	Fr.	1.6	1.8	0.3	7.1
25	G	Omar Adegbola	RFr.	1.2	0.3	0.1	2.2
22	F	Marino Dubravcic	Fr.	1.0	0.7	0.0*	2.5
21	G	Davidson Hubbard	Gr.	0.7	0.6	0.0	2.2

* - blocks per game

GAME 24 – HOUSTON

PRONUNCIATIONS

Omar ADEGBOLA	AH-deg-bowl-uh
Jason ASEMOTA	AH-su-MOAT-uh
Jalen CELESTINE	Cell-LESS-steen
MARINO DUBRAVCIC	Muh-REEN-o Do-BRA-wuh-chich
VJ EDGEcombe	EDGE-comb
YANIS NDJONGA	YAW-ness JOHN-go
Josh OJIANWUNA	Oh-JON-wuh-nuh
NORCHAD OMIER	NOR-chad OH-meer

BAYLOR IN THE RANKINGS

WEEK	W/L	AP	COACHES
Preseason	0-0	8th(1,109)	8th (545)
Nov. 11	1-1	12th (806)	14th (328)
Nov. 18	3-1	13th (765)	14th (370)
Nov. 25	4-2	17th (482)	18th (244)
Dec. 2	5-2	15th (567)	16th (262)
Dec. 9	5-3	RV (150)	25th (99)
Dec. 16	7-3	RV (115)	RV (79)
Dec. 23	7-3	25 (123)	23 (83)
Dec. 30	8-3	25 (139)	21 (113)
Jan. 6	9-4	RV (32)	RV (49)
Jan. 13	11-4	25th (119)	24th (72)
Jan. 20	11-6	RV (4)	RV (2)
Jan. 27	13-6	RV (8)	RV (4)
Feb. 3	14-7	RV (3)	RV (1)
Feb. 10	15-8	RV	RV

ACTIVE STREAKS

CONSECUTIVE STARTS

37	Norchad Omier (23 at BU)
23	Josh Ojianwuna
7	Robert Wright
2	Jeremy Roach

CONSECUTIVE GAMES PLAYED

113	Jayden Nunn (58 at BU)
60	Josh Ojianwuna
36	Norchad Omier (23 at BU)
23	Robert Wright
7	Jalen Celestine
6	Jason Asemota
2	Jeremy Roach

CONSECUTIVE GAMES WITH 3-POINTER

9	VJ Edgecombe
5	Jeremy Roach

CONSECUTIVE GAMES WITH 10+ POINTS

9	VJ Edgecombe
5	Norchad Omier

QUICK HITS

- Baylor is the only team in the country to be a top-3 seed in each of the last four NCAA Tournaments
- BU joins Gonzaga, Kansas and Houston as one of four teams to win a game in each of the last five NCAA Tournaments.
- The Bears are the only team in the Big 12 with 11+ conference wins in a Power-5 conference in five-straight seasons.
- The Bears have now been ranked in the top-10 for a sixth-straight year, one of just five programs (Duke, Gonzaga, Kentucky and Kansas) to accomplish that feat.
- Selected 19th overall by the New Orleans Pelicans in June's NBA Draft, **Ja'Kobe Walter** gave BU four-straight top-19 picks for the first time in program history, the only school in the country to claim that distinction (**Keyonte George** 16th overall to Utah, **Jeremy Sochan** 9th overall to San Antonio in 2022 **Davion Mitchell** 9th overall to Sacramento in 2021).
- The Bears have had 13 picks in the last 12 drafts, which is the most in the state of Texas and second-most in the Big 12 since 2012
- Baylor is on a school-record streak of 12-consecutive postseason appearances, the nations fifth-longest active streak
- The Bears have gone to 10 NCAA Tournaments and two National Invitation Tournaments since 2012.
- BU is 80-9 in home games over the last six seasons.
- Baylor is 35-21 against ranked teams over the last six seasons, including a 17-4 mark at home.
- Baylor will play its first full season in the brand-new state of the art Foster Pavilion
- Baylor has reached the 25-win milestone in three of the last five seasons and in 7 of the last 15 years. Prior to that, BU reached 25 wins just once in the program's first 103 years (25-5 in 1945-46).
- Baylor's 71-27 Big 12 record over the last six seasons is the second best record of any Power-5 team in that span
- Head coach **Scott Drew** is in his 22nd season at Baylor with a school-record 459 career victories.
- **Drew** is tied for the eighth longest-tenured head coach in Division I men's college basketball.
- **Drew** is a part of the second-winningest college basketball family. Entering the 2024-25 season, Scott, his brother Bryce (GCU) and their Dad Homer combined for 1,396 wins, 228 wins behind the Iba Family for most wins among father/son combinations in division I college basketball.
- Baylor is playing its 712th game of the 22-year Drew era – more than half (394) have been as a ranked team.
- Over the last six seasons, Baylor is 109-13 when leading at the half and 134-20 when taking a 2nd-half lead.
- The Bears have been ranked in 103 of the last 111 AP Polls, after having it's 36-week streak snapped on Dec. 9th
- BU spent a school-record 54-straight weeks ranked in the top-10 of the AP Poll, from Dec. 16, 2019-Dec 5, 2022.
- BU set a school-record streak of 65-straight weeks ranked in the AP Top 25 from Nov. 5, 2019 to Jan 9, 2023 (1,161 Days).
- Baylor has been ranked in all 25 spots in the AP Top 25 at some point in the last 8 years.
- Baylor has been No. 1 ranked in 4 of the last 9 seasons (Gonzaga, Duke and Kansas are only others).
- Baylor and Kansas are the only Power-5 schools to win 18+ games every year since 2008.
- BU has built double-digit leads in 131 of 168 games over the last five seasons (122-9).
- Baylor has won 90% of its games when leading at the half since 2011-12 (259-30).
- Entering 2024-25, Baylor is averaging 24.5 wins per season since 2011-12.
- Baylor's 334 wins since 2011-12 are second-most in the Big 12 behind only Kansas (371).
- Baylor is 425-182 since 2007-08, the first year Drew's staff had a full allotment of scholarships.
- Thirteen of Baylor's 14 starting point guards under Drew have earned All-Big recognition (17 of last 18 seasons).
- Baylor is 143-43 over the last six seasons, the nation's second-best winning percentage among Power-5 teams in that span (.772%)

2024-25 BAYLOR BASKETBALL ROSTER

NO.	NAME	POS.	HT.	WT.	CL.	EXP.	HOMETOWN/HIGH SCHOOL (PREVIOUS COLLEGE)
1	Robert Wright III	G	6-1	183	F		Wilmington Delaware/Montverde Academy
2	Jayden Nunn	G	6-4	190	S		Flint, Mich./Dream City Academy/ VCU
3	Jeremy Roach	G	6-2	180	5th		Leesburg, Va./St. Paul VI/Duke
5	Jason Asemota	F	6-8	200	F		Lynn, Mass./Hillcrest Prep
7	VJ Edgecombe	G	6-5	180	F		Bimini Bahamas/Long Island Lutheran HS
11	Kaleb Jackson	G	6-2	175	F		Lake Forest, Illinois/Carmel Catholic HS/
13	Langston Love	G	6-5	210	R-Jr		Universal City, Texas/ Montverde Academy
15	Norchad Omier	F	6-7	244	5th		Bluefields Nicaragua/Miami Prep (Fla.)/ Arkansas State/ Miami
17	Josh Ojianwuna	F	6-10	230	Jr		Asaba, Nigeria/NBA Global Academy
21	Davidson Hubbard	G	6-5	215	GS		Charlotee, N.C./Ardrey Kell/Hampden-Sydney
22	Marino Dubravcic	F	6-10	228	F		Split, Croatia/Obrtna tehnicka
25	Omar Adegbola	G	6-4	205	R-Fr		Houston, Texas/Montverde Academy
32	Jalen Celestine	G	6-7	215	GS		Ajax, Ontario/Long Island Lutheran HS/ California
41	Yanis Ndjonga	F	6-7	210	R-So		Yaounde, Cameroon/College Francois-Xavier Vogt/New Mexico Military Institute
43	Cameron Carr	G	6-5	175	So.		Eden Prairie, Minn. / Link Academy (Tennessee)

COACHING STAFF

Head Coach: Scott Drew (Butler, 1993), 22nd season at Baylor (23rd season as a Division 1 Head Coach)

Assistant Coach: Jared Nuness (Valparaiso, 2001), 15th season at Baylor

Assistant Coach: Tweety Carter (Baylor, 2010) Third season at Baylor

Assistant Coach: Bill Armstrong (Link Academy, 2024) First season at Baylor

Assistant Coach: Steve Henson (Kansas State, 1990) First season at Baylor

Assistant Coach: Melvin Hunt (Baylor, 1987) First season at Baylor

Director of Basketball Operations: Ty Beard (Baylor, 2009), Eighth season at Baylor

General Manager: Jason Smith (Baylor, 2007), Fourth season at Baylor

Director of Video Operation: Gabe Awbrey (Manhattan Christian College, 2022), First Season at Baylor

Director of Athletics Performance: Charlie Melton (Baylor, 2005), 22nd season at Baylor

Assistant AD of Athletic Medicine: Dave Snyder (Baylor 2017), Seventh year at Baylor

Assistant Director of Operations: Matt Rodgers (Baylor 2003), 1st season at Baylor

ONE OF THE GREATEST REBUILDS IN NCAA HISTORY

- **Scott Drew** became Baylor's head coach in 2003, starting of one of the greatest rebuilds in NCAA history.
- Drew is one of eight active men's Division I coaches with at least 400 wins at their current school.
- Drew is one of 2 active coaches to have won an NCAA Title and an NIT Title. He is the only active coach to have won both at the same school (John Calipari NCAA: Kentucky, NIT: Memphis).
- Drew was named 2020 NBC Sports National Coach of the Year and 2017 Basketball Times National COY.
- Drew is now in his 22nd season at Baylor and is the school's all-time wins leader (459).
- Baylor has a .700 winning percentage (425-182) since Drew's first year with no scholarship restrictions in 2007-08 and a .712 winning percentage (334-135) over the last 12 seasons since 2011-12.
- Drew (54) is the second-youngest active collegiate head coach to win a National Championship.
- **Drew** is one of just seven active coaches with at least 450 wins at their current institution (Mark Few, Tom Izzo, Bill Self, Greg Kampe, Randy Bennett, Matt Painter)
- In Drew's first 21 seasons at Baylor, 58 players have gone on to professional careers.
- Was announced as a member of the Texas Sports Hall of Fame Class of 2023.
- He was the 23rd BU player or coach to be inducted into the Texas Sports Hall of Fame

NATION'S-BEST 35-21 VS. RANKED TEAMS OVER LAST FIVE SEASONS

- Baylor is 35-21 against AP Top-25 ranked teams since 2019-2020, the second-best mark in the nation.
- BU is 17-4 at home vs. ranked teams in the last five seasons – wins vs. #12 Arizona (Dec. 2019), #18 Butler (Dec. 2019), #14 West Virginia (Feb. 2020), #9 Kansas (Jan. 2021), #17 Oklahoma State (March 2021), #18 Texas Tech (March 2021), #6 Villanova (Dec. 2021), #20 Texas (Feb. 2022), #5 Kansas (Feb. 2022), #9 Kansas (Feb. 2023), #8 Texas (Feb. 2023), #18 BYU (Jan. 2024), #12 Iowa State (Feb. 2024), #23 Texas Tech, #25 Oklahoma, No. 7 Kansas (March 2024), and No. 11 Kansas (Feb. 2024) and losses by 3 points to #3 Kansas (Feb. 2020) and #19 Texas Tech (Jan. 2022).
- The record includes 18-17 away from home, with neutral wins vs. #17 Villanova (Nov. 2019), vs. #5 Illinois (Nov. 2020), vs. #18 Villanova (March 2021), vs. #10 Arkansas (March 2021), vs. #6 Houston (April 2021), #1 Gonzaga (April 2021), #8 UCLA and #14 Gonzaga, with road wins at #22 Texas Tech (Jan. 2020), at #4 Kansas (Jan. 2020), at #15 Texas Tech (Jan. 2021), at #6 Texas (Feb. 2021), at #6 West Virginia (March 2021), at #8 Iowa State (January 2022), at #21 Texas (Feb. 2022), at #17 TCU (Feb. 2023) and vs. Arkansas (Nov. 2024)

RENEWING THE RIVALRY

- Monday marks Baylor's first trip to Houston since Nov. 30, 2002, a 62-60 Baylor win
- This game is a rematch of the 2021 National Semifinal where BU built a 25-point halftime lead and led by 16+ points for the final 25 minutes to reach the title game en route to the program's first-ever National Championship
- In the last meeting, BU trailed by as many as 17 and was down by 16 points at the half, only to outscore the Cougars 44-28 in the second half to force overtime before falling 82-76 in the extra session

UP NEXT

- The Bears welcome in the West Virginia Mountaineers for the only regular-season meeting between the two teams
- Baylor takes center-stage on a second-straight Big Monday when it hosts Arizona in a 9 p.m. CT tip against the Wildcats

MILESTONE WATCH

- **Norchad Omier** is tied for 8th in NCAA history with 80 career double-doubles, tied with Drexel's **Malik Rose**. Three more double-doubles and he will tie for the sixth-most in NCAA history
- **Omier** enters Monday with 1,556 career rebounds, the 21st most in NCAA History. He is one rebound from entering the top-20 all-time, three away from catching Elgin Baylor (1,559) and 14 away from Tim Duncan (1,570)
- **Rob Wright** has 109 assists, 11 shy of John Lucas III's BU freshman record of 120
- **Jeremy Roach** has 461 career assists, 39 away from 500 for his career
- **Davidson Hubbard** has played in 100 career games and is 9 made three-pointers away from 100 for his career
- **Scott Drew** is 6 wins away from 200-career Big 12 wins

NOTABLE STREAKS

- BU is 108-3 in its last 111 games when shooting a higher percentage than its opponent (losses @ BYU x2 and @ UCONN)
- Baylor has won 66 of its last 67 games when shooting 50% or higher (only loss 1/25/25 @ BYU)
- BU had its streak snapped of 36-straight appearances in the top-25 of the AP Poll, which was the 8th-longest active streak in the nation, the fourth-longest in the Big 12 and the second-longest in program history.
- The Bears have been ranked in 103 of the last 111 AP Polls.



SCOTT DREW

HEAD COACH

22ND SEASON AT BAYLOR

THE DREW FILE

PERSONAL

Birthdate: Oct. 23, 1970

Birthplace: Kansas City, Mo.

Family: Wife, Kelly; daughter Mackenzie, sons Peyton and Brody

EDUCATION

College: Butler, 1993; Valparaiso, 1994 (Master's)

COACHING EXPERIENCE

1993-01 Valparaiso (assistant coach)

2001-02 Valparaiso (associate head coach)

2002-03 Valparaiso (head coach)

2003-pres. Baylor (head coach)

THE DREW WORKSHEET

YEAR	SCHOOL	OVERALL	CONF.
2002-03	Valparaiso	20-11	12-2
2003-04	Baylor	8-21	3-13
2004-05	Baylor	9-19	1-15
2005-06†	Baylor	4-13	4-12
2006-07	Baylor	15-16	4-12
2007-08	Baylor ¹	21-11	9-7
2008-09	Baylor ²	24-15	5-11
2009-10	Baylor ¹	28-8	11-5
2010-11	Baylor	18-13	7-9
2011-12	Baylor ¹	30-8	12-6
2012-13*	Baylor ²	23-14	9-9
2013-14	Baylor ¹	26-12	9-9
2014-15	Baylor ¹	24-10	11-7
2015-16	Baylor ¹	22-12	10-8
2016-17	Baylor ¹	27-8	12-6
2017-18	Baylor ²	19-15	8-10
2018-19	Baylor ¹	20-14	10-8
2019-20	Baylor ³	26-4	15-3
2020-21	Baylor ¹	28-2	13-1
2021-22	Baylor ¹	27-7	14-4
2022-23	Baylor ¹	23-11	11-7
2023-24	Baylor ¹	24-11	11-7
2024-25	Baylor	15-9	7-5
TOTAL	23rd season	479-263	206-176
BAYLOR	22nd season	459-252	194-174

† Baylor played no non-conference schedule due to NCAA sanctions.

* Two of Baylor's wins were credited to interim head coach Jerome Tang.

¹ NCAA Tournament Appearances | ² NIT Appearances | ³ COVID-19 pandemic

DREW VS. 2024-25 OPPONENTS

OPPONENT	CAREER
Abilene Christian.....	1-0
Arizona	2-1
Arizona State.....	6-0
Arkansas	4-1
Arlington Baptist.....	1-0
BYU.....	4-2
Cincinnati	3-1
Colorado	7-6
Gonzaga.....	2-5
Houston.....	1-1
Iowa State.....	21-17
Kansas	10-29
Kansas State.....	19-19
New Orleans	2-0
Norfolk State.....	5-0
Northwestern State.....	5-0
Oklahoma State.....	26-18
Sam Houston	4-0
St. Johns.....	2-0
Tarleton.....	2-0
TCU.....	18-7
Tennessee	0-1
Texas Tech.....	25-17
UCF.....	2-0
UCONN.....	0-1
Utah	2-0
West Virginia	17-8
CAREER W-L TOTAL	479-263

GAME 24 — HOUSTON

MISCELLANEOUS STATISTICS

Current Streak.....	Won 1
Current Home Streak.....	Won 3
Current Neutral Streak.....	Lost 1
Current Road Streak.....	Lost 2
Last Win.....	Feb. 8 vs. UCF (91-76)
Last Home Win.....	Feb. 8 vs. UCF (91-76)
Last Neutral Win.....	Nov. 21 vs. St. John's (99-98 ²⁰⁷)
Last Road Win.....	Jan. 25 at Utah (76-61)
Last Loss.....	Feb. 4 at Texas Tech (73-59)
Last Home Loss.....	Jan. 19 vs. TCU (71-74)
Last Neutral Loss.....	Nov. 22, 2024 vs. Tennessee (62-77)
Last Road Loss.....	Feb. 4 at Texas Tech (76-61)

2024-25 RECORD BY STARTING LINEUP

Roach (g), Nunn (g), Edgcombe (g), Omier (f), Ojianwuna (f).....	9-4
Roach (g), Nunn (g), Love (g), Omier (f), Ojianwuna (f).....	0-1
Wright (g), Nunn (g), Edgcombe (g), Omier (f), Ojianwuna (f).....	2-0
Wright (g), Roach (g), Edgcombe (g), Omier (f), Ojianwuna (f).....	1-1
Wright (g), Nunn (g), Edgcombe (g), Omier (f), Ojianwuna (f).....	3-1
Wright (g), Roach (g), Nunn (g), Omier (f), Ojianwuna (f).....	0-1

RECORD WHEN...

	2024-25		DREW
	ALL	B12	ERA
Leading or tied at halftime	12-2	5-1	371-60
Trailing at halftime	3-6	2-4	89-192
Shoot 50 percent or higher	7-1	2-1	208-13
Shoot lower than 50 percent	8-7	5-4	252-240
Shoot higher pct than opponent	12-1	5-0	385-31
Shoot lower percentage than opp	3-7	2-5	76-221
Opp. shoot lower than 50 percent	13-3	6-3	424-136
Opp. shoot 50 percent or higher	1-5	0-3	36-117
Score fewer than 60 points	0-2	0-2	18-56
Score 60-plus points	15-6	7-3	443-197
Score 70-plus points	14-4	6-3	382-88
Score 80-plus points	10-1	3-1	203-17
Score 90-plus points	7-0	1-0	89-5
Score 100-plus points	3-0	0-0	32-1
Opp. score fewer than 50 points	2-0	1-0	48-1
Opp. score fewer than 60 points	5-0	2-0	164-9
Opp. score fewer than 70 points	12-0	5-0	326-59
Opp. score fewer than 80 points	14-5	7-3	431-166
Opp. score 80-plus points	1-3	0-2	26-86
Opp. score 90-plus points	1-2	0-1	5-25
More rebounds than opponent	12-2	6-0	342-98
Equal/fewer rebounds than opp.	3-6	1-5	119-154
Fewer turnovers than opp.	11-3	4-2	254-84
Equal/more turnovers than opp.	4-5	3-3	207-168
Games decided by 5 or fewer pts	1-3	0-2	88-75
OT games	2-1	0-1	24-11
Games as a ranked team	9-6	1-3	288-107
Games vs. AP ranked opponents	3-5	1-1	76-120
Games following a win	8-6	3-4	320-145
Games following a loss	7-2	4-2	139-107
More points in paint than opp.	13-2	5-0	314-100
Equal/fewer pts in paint than opp.	2-6	2-5	147-152
More points off TO than opp.	10-4	4-3	294-86
Equal/fewer pts off TO than opp.	5-4	3-2	167-167
More bench points than opp.	10-1	2-0	274-119
Equal/fewer bench points than opp.	4-7	4-5	186-133
More 2nd-chance points than opp.	13-3	5-2	288-134
Equal/fewer 2nd-ch. pts than opp.	2-5	2-3	173-118
Playing in November	5-2	—	103-20
Playing in December	4-1	1-0	102-23
Playing in January	4-4	4-4	106-76
Playing in February	2-1	2-1	89-78
Playing in March	0-0	0-0	59-54
Playing in April	—	—	4-1

BACK ON TRACK AGAINST UCF

- Baylor cruised to a 91-76 over UCF, it's most points in a regulation Big 12 game since rolling up 93 on Texas on March 4, 2024
- 20 assists were the most for Baylor in a Big 12 game, and the most since notching 26 against Arlington Baptist on Dec. 27, 2024, and the most for Baylor in a regulation Big 12 game since dishing 26 against Texas Tech on Feb. 4, 2023
- Baylor's **VJ Edgcombe** (1 game) and **Langston Love** (10 games) returned from injury to give Baylor 17 and 16 points, respectively
- **Norchad Omier** led the way for Baylor with 18 points and 12 rebounds, securing his 80th career double-double, tying him with Drexel's Malik Rose for the eighth-most in NCAA history

SHORT-HANDED IN THE HUB CITY

- Without the services of **Edgcombe**, Baylor dropped its second-straight contest to Texas Tech, 73-59 in the Hub City
- Tuesday was the 18th game this season where Baylor was missing at least one piece of it's rotation
- 59 points were Baylor's second-fewest this season on a season-low eight assists, while its 19 field goals tied a season low
- Baylor's **Norchad Omier** led the way for BU with a game-high 16 points and 12 rebounds, his 11th double-double of the season, tying him for the most by a Baylor player since **Freddie Gillespie** had 11 in 2019-20

AGAINST ALL ODDS

- Baylor won its fifth-straight game against the Kansas Jayhawks in dramatic fashion, 81-70
- Down by 19 at the break, BU erased the KU lead less than seven minutes into the second half, and matched the largest halftime comeback in Big 12 history
- In the process Baylor became the only team over the last 15 seasons to beat a ranked opponent by double-digits after trailing by 20+ points
- Trailing by 21 points in the first half, Saturday marked Baylor's biggest comeback since November 2017, when it came back from down 22 against Louisville
- **Robert Wright** notched a career-high in points (24) for a second-straight game, going for 20 points in the second half, combining for 38 points in the second-half and overtime of the last two games

FELL JUST SHORT IN PROVO

- Baylor had five players log 35-plus minutes in an overtime loss at BYU
- The Bears shot 50% from the field, marking just the third time in the last 110 games BU has lost when shooting 50% or higher from the field, with two of those losses coming to BYU in Provo the last two yrs
- Baylor had it's streak of 65-straight wins when shooting 50% or better snapped, dating back to March of 2018
- Freshmen **VJ Edgcombe** and **Robert Wright** combined for 50 points in the game, including the final 25 points in the second half and overtime
- **Wright** and **Edgcombe** are the first BU true freshmen to each score 20 points in the same game since **John Lucas III** and **Lawrence Roberts** did it against North Texas in December of 2001

SWEEPING AWAY THE UTES

- Baylor Swept the regular-season series with Utah after a 76-61 win at the Jon M. Huntsman Center improving to 12-0 on the season when holding its opponent under 70 points
- **Norchad Omier** pulled down 12 rebounds to go along with his game-high 22 points, his 77th career double-double, which ranks 14th in NCAA History
- With his next double-double, Omier will move into a tie for 11th in NCAA history with three players including UCLA's Lew Alcindor (**Kareem Abdul-Jabbar**)
- **VJ Edgcombe** notched his sixth 15+ point performance in Big 12 Play, and now ranks in the top-5 in the Big 12 in points per game in conference play (17.4)

CLAWING BACK AGAINST THE CATS

- Recovering from a 12-point second-half deficit, Baylor snapped a three-game losing streak against Kansas State, giving **Scott Drew** his first win over former assistant, Jerome Tang
- The win was the largest second-half comeback at home since erasing Texas' 13-point lead on March 4, 2024
- For the second-straight game the Bears notched a season-low with 4 turnovers
- **VJ Edgcombe's** 30 points were the most by a Baylor freshman since Keyonte George put up 32 at West Virginia on 1/11/23
- **Jalen Celestine** poured in 18 points and grabbed a season-high seven rebounds, his most points against a power-conference foe since netting 20 against Washington State on Feb. 5, 2022

BEFUDDLED BY THE FROGS

- Despite leading by 12 at one point, BU had it's 10-game home winning streak snapped by TCU, marking the third-straight game where Baylor let a double-digit lead slip against the Frogs in Waco
- Baylor posted a season-best five turnovers
- **Norchad Omier** recorded his third 20-point game of the season and the 33rd of his career
- **Robert Wright** notched eight assists, his most in Big 12 play and his most since setting the single-game freshman record of 13 against Norfolk State

SLOW START DOOMS THE BEARS IN TUCSON

- Baylor trailed by as many as 27 in the second half at Arizona but used a 20-6 run late to get within nine, before falling 81-70 to the Wildcats
- Down by 23 at the break, BU scored 51 second-half points, its most in a half against a power-conference foe this season and the most since getting 53 in the second-half against Texas on March 4, 2024
- **Robert Wright** had a team-high 16 points, the second time he led the team in scoring this season
- **Jeremy Roach** scored in double figures for the third time in five Big 12 games and the eighth time this season

BEARS OUTLAST THE SUN DEVILS IN A DUEL IN THE DESERT

- Baylor outscored ASU 11-5 in overtime to seal it's first road win since Feb. 26, 2024 (at TCU), snapping a four-game road losing streak
- Shooting .431 from the field to ASU's .367, BU improved to 106-2 in its last 108 games when shooting a higher percentage than its opponent
- **Josh Ojianwuna** recorded his third double-double in the last five games with 12 points and a career-high 17 rebs
- **Ojianwuna's** 17 rebounds were the most by a Baylor player against a Big 12 opponent since Freddie Gillespie had 17 at TCU on Feb. 29, 2020

ALL BEARS NO CATS

- BU beat Cincinnati 68-48 to win its 10th-straight home contest and improve to 2-1 in conference play
- Baylor held UC to just 48 points, the fewest vs. a Big 12 foe since 2020 vs. Texas, holding the Horns to 45 on Feb. 10, 2020
- **Norchad Omier** recorded his eighth double-double of the year and the 76th of his career
- **Omier** is the NCAA's active leader in career rebounds (1,466), double-doubles (76) and rebound average, while owning 2,043 career points.

NO MAGIC FOR THE BEARS AT HILTON COLISEUM

- Without the services of **Langston Love** and **Jalen Celestine**, BU dropped its contest at Iowa State 74-55
- 55 points are Baylor's fewest scored in Big 12 Play since scoring 54 vs. Oklahoma State on Jan. 15, 2022
- The Bears' eight turnovers are tied for their second-fewest this season and the fewest since turning it over eight times against Norfolk State on Dec. 12, 2024
- **Josh Ojianwuna** Score 13 points and grabbed 10 rebounds for his second double-double in three games and the third of his career

BEARS CRUISE PAST THE UTES IN BIG 12 OPENER

- The Utes scored just 56 points, the fewest allowed by BU in Big 12 play since surrendering just 54 to TCU on Feb. 26 of last season
- The 25-point margin of victory is the largest in a Big 12 game since BU beat Texas Tech by 27 on Feb. 4, 2023
- The Bears held Utah's leading scorer, Gabe Madsen, to just three points, his fewest since netting just two at Washington on Jan. 27 last year
- **Norchad Omier** scored 15 points to go along with a game-high 14 rebounds, giving him 75 career double-double's which leads all active players
- Baylor had four players score 15-plus points for the second time this season, also pulling that off against Norfolk State on Dec. 11.

BEARS BEAT DOWN ARLINGTON BAPTIST

- Baylor scored a season-high 107 points, in a 54-point victory over Arlington Baptist in its first game back from the break
- The 54-point margin of victory is tied for the 10th largest in program history and the second largest this season
- The Bears pulled down 66 rebounds, the fifth-most in program history and the most since grabbing 70 against Texas A&M at Jan. 23, 2008
- **Norchad Omier** scored a game-high 19 points to go along with a season-high 24 rebounds, eclipsing the 2,000 career-point mark
- His 24 boards are the most by a Baylor player since **Rico Gathers** had a program-record 28 against Huston-Tillotson on Jan. 21, 2015

2024-25 HONORS

VJ EDGECOMBE

Preseason Big 12 Freshman of the Year
Jerry West Award Watch List
Naismith Trophy Watch List
Wooden Award Preseason Top-50
Sporting News All-America Third Team
Lute Olson Award Early Season Watch List
Big 12 co-Newcomer of the Week (1/27)
Jerry West Award Midseason Top-10

NORCHAD OMIER

Preseason All-Big 12 Second Team
NABC Player of the Year Watch List
Naismith Trophy Player of the Year Watch List
Karl Malone Award Watch List
Wooden Award Preseason Top-50
Lute Olson Award Early Season Watch List
Big 12 Player of the Week (11/25)
Oscar Robertson Midseason Top-50
Karl Malone Award Midseason Top-10

JEREMY ROACH

Big 12 co-Newcomer of the Year
Preseason All-Big 12 Second Team
Bob Cousy Award Watch list
Naismith Trophy Award Watch List
Wooden Award Preseason Top-50
Lute Olson Award Early Season Watch List

ROBERT WRIGHT

Big 12 Newcomer of the Week (2/3)

ADJ. POINTS PER POSSESSION

GAME	BAYLOR	OPPONENT
at Gonzaga	0.90	1.44
vs. Arkansas	1.11	1.03
SAM HOUSTON STATE	1.42	0.92
TARLETON	1.46	0.58
vs. St. Johns	1.10	1.09
vs. Tennessee	1.02	1.26
NEW ORLEANS	1.42	0.94
at UConn	1.20	1.27
ACU	1.33	0.86
NORFOLK STATE	1.34	0.99
ARLINGTON BAPTIST	1.26	0.62
UTAH	1.05	0.73
at Iowa State	0.85	1.14
CINCINNATI	1.13	0.80
at Arizona State	1.04	0.96
at Arizona	1.03	1.19
TCU	1.06	1.10
KANSAS STATE	1.21	1.07
at Utah	1.23	0.98
at BYU	1.27	1.33
KANSAS	1.07	0.92
at Texas Tech	0.89	1.11
UCF	1.34	1.12
at Houston	—	—
WEST VIRGINIA	—	—
ARIZONA	—	—
at Colorado	—	—
at Cincinnati	—	—
OKLAHOMA STATE	—	—
at TCU	—	—
HOUSTON	—	—

KENPOM RANKINGS (2024-25 SEASON)

CATEGORY	NATIONAL	BIG 12
Team Rankings — +21.84	26th	6th
Adj. Offensive Eff. — 122.3	11th	3rd
Adj. Defensive Eff. — 100.4	64th	10th
Strength of Schedule — +13.50	7th	2nd

GAME 24 — HOUSTON

LARGEST LEADS & DEFICITS

	W/L	SCORE	HALFTIME MARGIN	LARGEST LEAD	LARGEST DEFICIT
at No. 6 Gonzaga	L, 63-101		-19 30-49	+1	-38
vs. No. 16 Arkansas	W, 72-67		+9 42-33	+11	—
SAM HOUSTON	W, 104-67		+17 54-37	+40	—
TARLETON	W, 104-41		+43 56-13	+63	—
vs. St. John's	W, 99-98		-14 30-44	+5	-18
vs. Tennessee	L, 62-77		-27 20-47	—	-28
NEW ORLEANS	W, 90-61		+27 50-23	+41	—
at UCONN	L, 72-76		+1 37-36	+11	-7
ACU	W, 88-57		+24 46-22	+38	—
NORFOLK ST.	W, 94-69		+6 39-33	+28	-3
ARLINGTON BAPTIST	W, 107-53		+23 51-28	+58	-1
UTAH	W, 81-56		+20 37-17	+31	—
at Iowa State	L, 55-74		-8 25-33	—	-25
CINCINNATI	W, 68-48		+15 35-20	+23	-1
at Arizona St.	W, 72-66		+12 32-20	+15	-2
at Arizona	L, 70-81		-23 19-42	+2	-27
TCU	L, 71-74		+7 39-32	+12	-6
KANSAS STATE	W, 70-62		-4 26-30	+9	-12
at Utah	W, 76-61		+7 38-31	+17	-7
at BYU	L, 89-93		-8 36-44	+3	-13
KANSAS	W, 81-70		-19 21-40	+11	-21
at Texas Tech	L, 59-73		-10 24-34	+5	-14
UCF	W, 91-76		+9 45-36	+24	-4
at Houston	—		—	—	—
WEST VIRGINIA	—		—	—	—
ARIZONA	—		—	—	—
at Colorado	—		—	—	—
at Cincinnati	—		—	—	—
OKLAHOMA ST.	—		—	—	—
at TCU	—		—	—	—
HOUSTON	—		—	—	—

GAME TRENDS

	W/L	SCORE	TIME LEADING	TIME TRAILING	TIME TIED
at Gonzaga	L, 63-101		0:53	38:07	1:00
vs. Arkansas	W, 72-67		38:07	0:00	1:52
SAM HOUSTON	W, 104-67		39:50	0:00	0:10
TARLETON	W, 104-41		38:57	0:00	1:03
vs. St. John's	W, 99-98		5:59	40:40	3:22
vs. Tennessee	L, 62-77		0:00	39:51	0:09
NEW ORLEANS	W, 91-60		39:35	0:00	0:25
at UCONN	L, 72-76		17:46	18:42	3:32
ACU	W, 88-57		39:32	0:00	0:28
NORFOLK St.	W, 94-69		32:31	6:52	0:37
ARLINGTON BAPTIST	W, 107-53		38:49	0:54	0:17
UTAH	W, 81-56		39:30	0:00	0:30
at Iowa State	L, 55-74		0:00	39:21	0:39
CINCINNATI	W, 68-48		38:13	1:27	0:20
at Arizona St.	W, 72-66		39:44	0:17	4:59
at Arizona	L, 70-81		1:10	37:40	1:10
TCU	L, 71-74		31:43	6:30	1:47
KANSAS ST.	W, 70-62		8:31	28:44	2:45
at Utah	W, 76-61		32:55	5:51	1:14
at BYU	L, 89-93		1:47	42:10	1:03
KANSAS	W, 81-70		6:39	32:07	1:14
at Texas Tech	L, 59-73		5:21	34:12	0:27
UCF	W, 91-76		33:24	2:29	4:07
at Houston	—		—	—	—
WEST VIRGINIA	—		—	—	—
ARIZONA	—		—	—	—
at Colorado	—		—	—	—
at Cincinnati	—		—	—	—
OKLAHOMA ST.	—		—	—	—
at TCU	—		—	—	—
HOUSTON	—		—	—	—
TOTAL			538:06 (57.2%)	384:44 (40.9%)	34:00 (3.6%)

NOT SCARED OF THE SPARTANS

- BU shot .554 from the field, marking the first time since Dec. 22 and Jan. 2 last year where they shot .550 or better in back-to-back games (.672 vs. MVSU and .554 vs. Cornell)
- **Norchad Omier** (19), **VJ Edgcombe** (16), **Josh Ojianwuna** (16) and **Rob Wright** (16) eclipsed the 15-point plateau, marking the first time four Bears have done that since Nov. 28, 2020, against Louisiana-Lafayette
- **Wright** dished out 13 assists, setting a new single-game freshman record previously held by **L.J. Rose** who dished out 12 dimes against Hardin Simmons on Jan. 19, 2013
- The freshman's 13 assists are the most by a Baylor player since Jared Butler had 13 at Kansas State on Dec. 19, 2020

MAKING QUICK WORK OF THE WILDCATS

- The Bears blistered the ACU Wildcats making each of their first 10 shots en route to a 74.1% [20-27] clip in the first half, its best shooting half since making 75.9% [22-of-29] against Mississippi Valley last season in the final game at the Ferrell Center (12/22/23)
- BU finished the game shooting .593 from the field, it's best clip this season and the best since shooting .672 last December against the Delta Devils (12/22/23)
- **Jayden Nunn** finished with a game-high 18 points, upping his average to 17.8 points per game at home this season

SHORT-HANDED BEARS COME UP JUST SHORT IN STORRS

- Without the services of freshman **VJ Edgcombe**, The Bears dropped a four-point contest in a tough road environment at UCONN it's fifth ranked opponent in eight games to start the season
- The Bears dropped to lost just its second game in six seasons when shooting a higher percentage than its opponent (99-2)
- **Robert Wright** led the team in scoring for the first time in his career-pouring in a career-high 22 points
- **Josh Ojianwuna** became just the second player since 2021 to have 14 rebounds in a game (Yves Missi, last yr vs. Oregon St.)

BEARS BLOW OUT NEW ORLEANS IN PRE-THANKSGIVING MATINEE

- Baylor improved its home win streak to five at Foster Pavilion including 11 of the last 13 games
- The Bears had just six turnovers, its fewest since only committing five against Oklahoma last season (2/13/24)
- **Jayden Nunn** finished with a game-high 23 points, his 8th-career 20-point game and his fourth at BU
- Going 6-for-7 from three to start the game, **Nunn** was the first player with six threes in a half since King McClure was 6-of-7 in the first half against Oklahoma State (1/14/19)
- **Nunn** was also the first player with 20 points in a half since McClure had 20 on that January day against Ok. State

ANOTHER SLOW START DOOMS THE BEARS

- Down 15-2 at the first media timeout, BU trailed by 27 at the half it's largest halftime deficit since trailing by 28 at Michigan State Dec. 16, 2023.
- Baylor outscored the Vols 42-30 in the second half, but the hole was too deep to dig out of as BU dropped its second game of the season
- **Norchad Omier** recorded his fourth double-double in six games this season, the first Bear since Epke Udoh to accomplish that feat in their first six games at Baylor
- **VJ Edgcombe** established a career high in points with 20, the fifth time in the first six games he netted a career-high on points

A BATTLE AT BAHAMAR GOES TO THE BEARS

- Down five points with 8 seconds to play, BU won a double-overtime thriller against No. 22 St. John's
- A 14-point halftime deficit is the largest deficit overcome in a win since the Bears came back from down 15 at the half against Louisville in the 2016 Battle 4 Atlantis Championship
- BU improves to 6-1 in double overtime games in the Drew Era
- **Jeremy Roach** is the first Baylor player to hit a game-winning shot at the buzzer since **Lester Medford** beat Texas Tech at the gun on Jan. 16, 2016
- **Norchad Omier** had a game-high in points (24) and rebounds (10) giving him 71 double-doubles for his career, building on his lead as the NCAA's active career-leader in that stat

GETTING IT DONE ON BOTH ENDS AGAINST TARLETON

- Baylor's 63-point win was its largest since a 64-point victory over Mississippi Valley in the season opener of the 2022-23 season (11/7/22), and just its fourth 60+ point margin of victory since 1980.
- BU scored 100 points in back-to-back games for the first time since 1989 when The Bears scored 100 against Texas State and then Mercer in back-to-back games
- Tarleton's 13 first-half points were the second-fewest first-half points allowed by Baylor in the Big 12 era. Arkansas Pine Bluff scored 12 against the Bears on 12/21/2020
- **VJ Edgcombe** established a career high in points for the fourth-straight game with 17 points
- **Jalen Celestine** scored 20 points on 6-of-9 shooting, one off his career-high of 21 points

A FUN ONE FOR THE HOME FANS

- Baylor eclipsed the 100-point mark for the 31st time in the Drew Era with a 104-67 win over Sam Houston
- BU had seven players score in double figures for the first time since 2013 against Long Beach State
- Baylor's 30 assists were its most since it had 30 against McNeese Nov. 23, 2022
- The Bears shot .586 from the field, it's best clip since shooting .672 against Mississippi Valley State in the final game at the Ferrell Center (12/22/23)
- Norchad Omier and VJ Edgcombe recorded double-doubles, the second Baylor duo in the last six games to accomplish that feat

BACK ON TRACK

- Baylor picked up its first win of the season with a 72-67 win over the Arkansas Razorbacks in the 4PT Dallas Duel, never trailing in the game
- Saturday was the first time since Jan. 1, 2022 (No. 8 Iowa State) Baylor never trailed in a game against a ranked opponent
- **Norchad Omier** scored 15 points and pulled down 12 rebounds, for his career-first double-double at Baylor and the 69th of his career
- **VJ Edgcombe** established a new career high in points (11), rebounds (8) and assists (5)

A TOUGH NIGHT IN THE PNW

- BU dropped its season opener against No. 6 Gonzaga 101-63, the largest loss for BU since a 91-51 setback against Oklahoma in 2007.
- The loss marked just the fourth time in the Drew Era the Bears have allowed 100 point in regulation, and the 38-point loss was Baylor's worst since a 91-51 setback against Oklahoma in January of 2007
- **Norchad Omier** led the way for BU scoring 15 points and grabbing nine rebounds, the first Baylor player with at least 15 pts and 9 rebs. in their debut since MaCio Teague has 18 pts and 10 rebs against UCA in 2019 season
- With his 12 pts and 6 assist on Monday, **Robert Wright** became the first freshman in the **Drew** era with 10+ points and 6+ assists in their debut, and the first Baylor player since **Manu Lecomte** in 2016 with those numbers in a Baylor debut.

TWELVE CONSECUTIVE POSTSEASON BERTHS

- Baylor is on a school-record streak of 12-consecutive postseason berths and has appeared in 15 of the last 16 postseasons. BU made seven postseason appearances in the program's 97 seasons prior to the **Scott Drew** era.
- Baylor is 1 of 7 teams to appear in every postseason since 2012, joining Gonzaga, Kansas, Michigan State, Oregon, Saint Mary's and Virginia.
- BU earned NCAA bids in 2012, 2014, 2015, 2016, 2017, 2019, 2021, 2022, 2023 and 2024 and NIT bids in 2013 and 2018.
- Baylor has appeared in 14 of 15 postseasons since 2008. Prior to that, Baylor's only postseason berths were in 1946 (NCAA), 1948 (NCAA), 1950 (NCAA), 1987 (NIT), 1988 (NCAA), 1990 (NIT) and 2001 (NIT).

FOUR-STRAIGHT TOP-THREE SEEDS

- Baylor earned its third-straight top-three seed for a fourth-straight NCAA Tournament becoming the only team to accomplish that.
- 2024 marks the fifth time BU has earned a No. 3 seed after also doing it in 2010, 2012, 2015, 2017 and 2023.
- Baylor has earned a top-3 seed in 8 of the last 14 NCAA Tournaments.
- BU is 17-7 in NCAAT games as the higher seed, but 2021 was the first time as a higher seed after the Sweet 16.
- BU is 3-5 in NCAAT games as the lower/same seed, though four of those five losses were to top-2 seeds.

DOUBLE-FIGURE GAMES

POINTS	24-25	CAREER
Norchad Omier	19	116 (19 at BU)
Jeremy Roach	10	85 (10 at BU)
Davidson Hubbard	0	64 (0 at BU)
Jayden Nunn	11	52 (27 at BU)
Langston Love	4	28
Jalen Celestine	7	26 (7 at BU)
VJ Edgcombe	18	18
Josh Ojianwuna	11	16
Robert Wright	16	16

REBOUNDS	24-25	CAREER
Norchad Omier	14	92 (14 at BU)
Davidson Hubbard	0	24 (0 at BU)
Josh Ojianwuna	4	6
Langston Love	0	1
VJ Edgcombe	1	1

ASSISTS	24-25	CAREER
Robert Wright	1	1
Jeremy Roach	0	1 (0 at BU)

DOUBLE-DOUBLES	24-25	CAREER
Norchad Omier	12	80 (12 at BU)
Davidson Hubbard	0	21 (0 at BU)
Josh Ojianwuna	4	5
Jeremy Roach	0	1 (0 at BU)
Langston Love	0	1
VJ Edgcombe	1	1
Robert Wright	1	1

20+ POINTS	24-25	CAREER
Norchad Omier	4	34 (4 at BU)
Davidson Hubbard	0	16 (0 at BU)
Jeremy Roach	1	13 (1 at BU)
Jayden Nunn	1	8 (4 at BU)
Langston Love	0	4
VJ Edgcombe	4	4
Robert Wright	3	3
Jalen Celestine	1	3 (0 at BU)

PARTICIPATION

CAREER STARTS

140	Norchad Omier (23 at BU)
125	Jeremy Roach (17 at BU)
120	Jayden Nunn (56 at BU)
82	Davidson Hubbard (0 at BU)
45	Jalen Celestine (0 at BU)
24	Josh Ojianwuna
21	VJ Edgcombe
9	Robert Wright
3	Langston Love

CAREER GAMES PLAYED (NCAA)

147	Jeremy Roach (17 at BU)
143	Norchad Omier (23 at BU)
124	Jayden Nunn (58 at BU)
102	Davidson Hubbard (10 at BU)
99	Jalen Celestine (19 at BU)
87	Josh Ojianwuna
63	Langston Love
23	Robert Wright
21	VJ Edgcombe
19	Jason Asemota
10	Omar Adegbola
9	Marino Dubravcic

GAME 24 — HOUSTON

SPECIALTY STATISTICS

[PP - Paint; POT - Turnovers; 2nd - Second chance; BP - Bench]

[BAYLOR-OPPONENT]				
OPPONENT	PP	POT	2ND	BP
at Gonzaga	36-48	9-17	8-17	19-42
vs. Arkansas	38-28	10-10	11-10	13-8
SAM HOUSTON	52-24	17-15	18-4	31-17
TARLETON	28-14	46-10	16-0	47-19
vs. St. John's	36-34	12-18	22-8	31-30
vs. Tennessee	34-24	20-13	12-15	7-30
NEW ORLEANS	36-20	22-6	14-11	35-17
at UCONN	40-24	12-21	14-11	22-20
ACU	50-28	18-11	14-12	20-13
NORFOLK ST.	46-22	30-10	15-4	21-20
ARLINGTON BAPTIST	54-28	22-14	22-16	49-36
UTAH	30-28	22-8	16-8	20-37
at Iowa State	22-26	12-8	10-8	10-25
CINCINNATI	40-16	13-7	11-15	7-9
at Arizona St.	28-24	15-19	15-8	9-6
at Arizona	38-42	9-22	5-13	16-35
TCU	28-36	21-5	19-10	14-27
KANSAS STATE	16-36	7-4	14-9	23-8
at Utah	26-32	11-12	18-12	10-27
at BYU	32-36	20-16	17-14	7-45
KANSAS	36-34	24-11	14-11	12-28
at Texas Tech	24-28	6-11	10-16	0-13
UCF	42-32	16-16	12-15	40-14
at Houston	—	—	—	—
WEST VIRGINIA	—	—	—	—
ARIZONA	—	—	—	—
at Colorado	—	—	—	—
at Cincinnati	—	—	—	—
OKLAHOMA ST.	—	—	—	—
at TCU	—	—	—	—
HOUSTON	—	—	—	—
BAYLOR TOTAL	812	388	327	464
Baylor Average	35.3	16.9	14.2	20.2
OPP TOTAL	664	285	236	526
Opp Average	28.9	12.4	10.3	22.9

RUN TRACKER

GAME	BAYLOR	OPPONENT
at Gonzaga	8-0	10-0
vs. Arkansas	6-0	9-0
Sam Houston State	9-0	5-0
Tarleton	19-0	7-0
vs. St. John's	6-0	8-0
vs. Tennessee	5-0	9-0
New Orleans	11-0	8-0
at UCONN	10-0	9-0
ACU	10-0	7-0
Norfolk State	11-0	6-0
Arlington Baptist	23-0	6-0
Utah	11-0	8-0
at Iowa State	9-0	11-0
Cincinnati	9-0	4-0
at Arizona St.	8-0	6-0
at Arizona	7-0	12-0
TCU	7-0	9-0
Kansas State	7-0	20-0
at Utah	13-0	6-0
at BYU	8-0	10-0
Kansas	17-0	11-0
at Texas Tech	10-0	8-0
UCF	16-0	6-0
at Houston	—	—
West Virginia	—	—
Arizona	—	—
at Colorado	—	—
at Cincinnati	—	—
Oklahoma St.	—	—
at TCU	—	—
Houston	—	—

A TOP-25 STAPLE

- BU has now been ranked in 103 of the last 111 AP Polls.
- BU had it's 36-poll stretch in the AP Top-25 come to an end on Dec. 9, the streak was the eighth-longest active streak in the country and the fourth-longest in the Big 12 Conference.
- Ranked No. 8 to start the year, The Bears have now been ranked in the top-10 for a sixth-straight year, one of just four programs (Duke, Gonzaga and Kansas) to accomplish that feat.
- BU spent a school-record 54 weeks in the AP Top-10 from Dec. 16, 2019-Dec. 5, 2022.
- Baylor set a school-record streak of 65-straight weeks ranked in the AP Top 25 (previous record was 25). The streak lasted from Nov. 5, 2019 to Jan 9, 2023 (1,161 Days).
- This is the first season since 2018-19 the Bears have spent more than one week ranked outside the top 25 in the AP or Coaches Poll
- Baylor was ranked for just two of the 2,197 games in the 97 years prior to Drew's Arrival, and has now played 394 as a ranked team in 22 years

THE BIG 12'S MOST WINS IN CONFERENCE CHALLENGES

- Baylor is 14-5 in conference challenges – 8-2 in Big 12/SEC Challenge, 3-1 in Big 12/Pac-12, 3-2 in Big 12/Big East.
- Baylor's 14-5 record in conference challenges (Big 12-Big East, Big 12/SEC, Big 12/Pac-12) is best in the Big 12, followed by Kansas at 12-8, OSU at 11-8, Iowa State at 11-8, Texas Tech at 11-9, OU at 10-9, Texas at 8-9, TCU at 8-7, K-State at 7-11 and WVU at 5-10.

SUCCESS IN TOURNAMENTS

- Baylor is 43-14 in regular-season tournaments during the Drew era, including titles in 4 of the last 6 tournaments.
- BU is 30-6 in its 11 regular-season tournaments since 2013-14, going 3-1, 3-1, 3-1, 4-0, 4-0, 3-1, 3-0, 3-0, 1-1, 2-0 and 1-1
- BU advanced to championship games in the 2007 Paradise Jam (won), 2008 76 Classic (lost), 2011 Las Vegas Classic (won), 2013 Maui Invitational (lost), 2014 Las Vegas Invitational (lost), 2016 Battle 4 Atlantis (won), 2017 Hall of Fame Classic (won), 2019 Myrtle Beach Invitational (won), 2021 Battle 4 Atlantis (won), the 2023 Preseason NIT (won) and the Baha Mar Bahamas Championship (Lost)
- Baylor has won seven regular-season tournament titles under Drew – 2023 NIT Season Tip-Off, 2021 Battle 4 Atlantis, 2019 Myrtle Beach Invitational, 2017 Hall of Fame Classic, 2016 Battle 4 Atlantis, 2011 Las Vegas Classic and 2007 Paradise Jam.

RANKED IN EVERY AP TOP 25 SPOT IN LAST SEVEN YEARS

- Baylor has been ranked in every AP Top 25 spot at some point in the last seven years (since March 2, 2015).
- The Bears were ranked in every AP Top 10 spot at some point over the last three seasons (since Dec. 6, 2021).

RANK - LAST TIME

No. 1 – Jan. 10, 2022
 No. 2 – Dec. 6, 2021
 No. 3 – March 7, 2022
 No. 4 – March 14, 2022
 No. 5 – Nov. 14, 2022
 No. 6 – Dec. 11, 2023
 No. 7 – Feb. 27, 2023
 No. 8 – Oct. 14, 2024
 No. 9 – Jan. 15, 2024
 No. 10 – Dec. 19, 2023
 No. 11 – March 4, 2024
 No. 12 – Feb. 12, 2024
 No. 13 – Nov. 19, 2024

RANK - LAST TIME

No. 14 – March 18, 2024
 No. 15 – Dec. 2, 2024
 No. 16 – Oct. 21, 2019
 No. 17 – Nov. 25, 2024
 No. 18 – Jan. 19, 2024
 No. 19 – Nov. 29, 2019
 No. 20 – Oct. 16, 2023
 No. 21 – Jan. 16, 2023
 No. 22 – Nov. 20, 2017
 No. 23 – Dec. 4, 2017
 No. 24 – Nov. 18, 2019
 No. 25 – Jan. 13, 2025

SCOTT DREW COACHING TREE

- Five current Division I head coaches took their first DI head coaching jobs after stints on Scott Drew's BU staff.
- **Jerome Tang** is in his third year as head coach at Kansas State. He was a member of Drew's original Baylor staff in 2003-04 and spent 19 years with Drew.
- **Grant McCasland** is in his second season as head coach at Texas Tech. He spent five years as a Baylor assistant before taking over as Arkansas State head coach for one season in 2016-17.
- **Matthew Driscoll** is in his 16th season as head coach at North Florida after six seasons as a Baylor assistant.
- **Paul Mills** is in his second season as head coach at Wichita State. He was a member of Drew's original Baylor staff in 2003-04 and spent 14 years with Drew, the final eight as an assistant coach.
- **John Jakus** is in the midst of his first season at Florida Atlantic after seven seasons on the Baylor bench as an assistant, also serving as a graduate assistant for **Drew** from 2012-14.
- All four former assistants have led their teams to NCAA Tournaments – Driscoll led UNF to the 2015 NCAA Tournament, while McCasland took UNT to the 2021 Second Round and Mills took ORU to the 2021 Sweet 16.
- Additionally, McCasland led North Texas to the NIT Championship in 2023, prior to leaving for Texas Tech.
- Drew is 2-5 all time when facing a former assistant as a head coach.

PROTECTING HALFTIME LEADS

- Baylor is 141-17 when leading at halftime since the start of 2017-18.
- Baylor has won 90% of its games (256-30) when leading at the half in the last 14 seasons ... **12-2** in 2024-25, **19-2** in 2023-24, **19-5** in 2022-23 **20-3** in 2021-22, **24-0** in 2020-21, **21-2** in 2019-20, **15-3** in 2018-19, **15-0** in 2017-18, **18-3** in 2016-17, **18-2** in 2015-16, **21-7** in 2014-15, **18-2** in 2013-14, **17-1** in 2012-13 and **26-1** in 2011-12.
- BU has won 42% of games in which it's been tied or trailing at the half since 2011-12, going 73-101 in those.

FOURTH-MOST WINS AMONG BIG 12 TEAMS IN LAST 14 YEARS

- Baylor's 334-136 record since 2011-12 trails only Kansas (371-102) and Arizona (361-112), and Houston (335-126) among Big 12 teams.
- Cincinnati (318-143) is fifth, BYU (314-150) is sixth, Iowa State (284-175) is seventh, Colorado (283-183) is eighth, West Virginia (268-192) is ninth, Kansas State (263-194) is 10th, Texas Tech (261-190) is 11th, Utah (246-199) is 12th, Oklahoma St. (240-207) is 13th, UCF (240-189) is 14th, TCU (240-215) is 15th and Arizona State (238-203) is 16th.
- Baylor has averaged 24.5 wins per season over the last 13 seasons since 2011-12.

NON-CONFERENCE HIGHLIGHTS

- Baylor is 15-4 against the Big East during the Drew era.
- The Bears are 21-12 against the SEC during the Drew era, including 16-8 since 2012-13.
- Drew is 6-6 against the ACC since BU's first year without scholarship restrictions in 2007-08.

POINT GUARDS THRIVE IN DREW'S SYSTEM

- Thirteen of Baylor's 14 starting point guards during the **Scott Drew** era have earned All-Big 12 recognition.
- Baylor's starting point guard has earned All-Big 12 recognition in 17 of 18 seasons since 2004-05.
- Adam Flagler (2023), James Akinjo (2022), Jared Butler (2019, 2020, 2021), Davion Mitchell (2020, 2021), Makai Mason (2019), Manu Lecomte (2017, 2018), Lester Medford (2016), Kenny Chery (2014, 2015), Pierre Jackson (2012, 2013), Tweety Carter (2010), Curtis Jerrells (2007, 2008, 2009) and Aaron Bruce (2005, 2006, 2007) have earned All-Big 12 recognition.

58 PRO PLAYERS IN DREW ERA

- In Scott Drew's 21 years at Baylor, 58 of his players have gone on to professional careers.
- Eleven Bears are currently on NBA rosters (Including two-way contracts)— Jalen Bridges (Suns), Jared Butler (Wizards), RayJ Dennis (Pacers), Adam Flagler (Thunder), Keyonte George (Jazz), Yves Missi (Pelicans), Davion Mitchell (Raptors), Royce O'Neale (Suns), Taurean Prince (Bucks), Jeremy Sochan (Spurs) and Ja'Kobe Walter (Raptors).
- In addition to the ten current NBA players, ten more of Drew's former players have played in the NBA (most recent team) — Quincy Acy (Raptors), Kendall Brown (Pacers), Freddie Gillespie (Raptors), Pierre Jackson (Mavs), Cory Jefferson (Suns), Perry Jones III (Thunder), Quincy Miller (Kings), Johnathan Motley (Clippers), Ekpe Udoh (Jazz) and Ish Wainright (Portland)
- **Sochan** (2023 & 24) and **George** (2024) have each participated in the Rising Stars Challenge in each of the last two seasons, Baylor's first two All-Star Weekend participants.

BAYLOR BASKETBALL ON THE RADIO

- Baylor basketball is aired live via the Baylor Sports Media Network from Playfly on ESPN Central Texas and Flagship station 1660AM/92.3 FM ESPN Radio (KRZI) in Waco and worldwide on Sirius/XM Radio.
- Games are broadcast by the "Voice of the Bears" **John Morris**, who was named NSMA 2019 Texas co-Sportscaster of the Year on Jan. 13, 2020, and Baylor Hall of Famer **Pat Nunley**.
- In early November, **Morris** was awarded the 2024 Chris Schenkel Award by the National Football Foundation
- First presented in 1996, the award recognizes individuals who have had long, distinguished careers broadcasting college football with direct ties to a specific university or platform
- **Morris** is in his 41st year doing BU broadcasts (30th full-time), and **Nunley** is in his 44th season as analyst.
- A year after his Baylor Hall of Fame induction, **Nunley** was honored by the Baylor Chamber of Commerce with the Frank Fallon Award prior to the season.
- The award, named for Nunley's longtime broadcast partner, Frank Fallon, is presented annually to someone who has made a significant impact on basketball in McLennan County.
- At 30 years together, **Morris** and **Nunley** rank in the top-5 of the longest radio duo's in men's college basketball
- All of Baylor's games can be heard live on the Internet at <https://www.centextsportsfan.com>.

OFFENSIVE REBOUNDING A BAYLOR STAPLE

- Baylor ranks 24th in the nation in offensive rebounding percentage (36.4%)
- BU has ranked top-13 nationally in offensive rebounding percentage in nine of the last 11 seasons since 2013-14, including six times ranked in the nation's top-5. The Bears only cracked the top-20 once in Drew's first 10 years.
- Baylor finished ranked No. 24 nationally in 2023-24, No. 22 nationally in 2022-23, No. 13 nationally in 2021-22, No. 5 nationally in 2020-21, No. 8 in 2019-20, No. 2 in 2018-19, No. 9 in 2017-18, No. 3 in 2016-17, No. 4 in 2015-16, No. 1 in 2014-15 and No. 3 in 2013-14. Prior to that streak, BU's best rank was No. 16 in 2011-12.

DUNKS

BAYLOR 68, OPPONENT 62

29	Josh Ojiamwuna
22	VJ Edgcombe
11	Norchad Omier
2	Jason Asemota
2	Marino Dubravcic
1	Jayden Nunn
1	Omar Adegbola

NCAA CAREER DOUBLE-DOUBLE'S

		#	GAMES
1.	Tom Golla, La Salle	96	120
2.	Tim Duncan, Wake Forest	87	128
	Armando Bacott, UNC	87	169
4.	Kenneth Faried, Morehead	86	136
5.	Ralph Sampson, UVA	84	132
6.	Derrick Coleman, Syracuse	83	143
	Lionel Simmons, La Salle	83	131
8.	Norchad Omier, BAYLOR 80	143	
	Malik Rose, Drexel	80	120
10.	Oscar Robertson, Cincinnati	79	88
	Michael Brooks, La Salle	79	114
12.	Jerry Lucas, Ohio St.	78	82
	Mel Counts, Oregon St.	78	89
	Lew Alcindor, UCLA	78	88

NCAA CAREER REBOUND LEADERS

		REBS
1.	Tom Golla, La Salle, 1955	2,201
2.	Joe Holup, George Washington, 1956	2,030
3.	Charlie Slack, Marshall, 1956	1,916
4.	Ed Conlin, Fordham, 1955	1,884
5.	Dickie Hemric, Wake Forest	1,802
6.	Paul Silas, Creighton, 1964	1,751
7.	Art Quimby, UConn, 1955	1,716
8.	Armando Bacott, UNC, 2024	1,715
9.	Jerry Harper, Alabama, 1956	1,688
10.	Jeff Cohen, William & Mary, 1961	1,679
11.	Steve Hamilton, Morehead St., 1958	1,675
12.	Kenneth Faried, Morehead St., 2011	1,673
13.	Charlie Tyra, Louisville, 1957	1,617
14.	Bill Russell, San Francisco, 1956	1,606
15.	Elvin Hayes, Houston, 1968	1,602
16.	Marvin Barnes, Providence, 1974	1,592
17.	Tim Duncan, Wake Forest, 1997	1,570
18.	Ron Shavlik, NC State, 1956	1,567
19.	Elgin Baylor, Col. of Idaho/Seattle, 1958	1,559
20.	Ernie Beck, Penn, 1953	1,557
21.	NORCHAD OMIER, ASU/UM/BU	1,556
22.	Dave DeBusschere, Det. Mercy, 1962	1,552
23.	Wes Unseld, Louisville, 1968	1,551
24.	Derrick Coleman, Syracuse, 1990	1,537
25.	Malik Rose, Drexel, 1996	1,514

BREAKTHROUGH IN BIG 12

- BU is 169-103 in Big 12 play in 15 seasons since 2010 after going 59-149 in the league's first 13 seasons.
- BU is 183-121 in Big 12 play in 17 seasons since 2008 after going 45-131 in the league's first 11 seasons.
- Baylor is 68-56 in Big 12 road games since 2012, second-best in the league behind only Kansas
- BU is 71-26 in Big 12 play over the last six seasons, second only to Kansas (73-28)
- BU is 32-17 in Big 12 Road games since 2019-20, The best mark in the league in that span
- BU has won 8+ Big 12 games in 13-straight seasons after winning 8+ just 3 times in the league's first 15 years.
- BU has double-digit Big 12 wins in six-straight seasons, 8 of the last 9 years and 10 of the last 14 seasons. BU didn't reach double-digit Big 12 wins in any of its first 13 years in the league before reaching 10+ for the first time in 2010.

DREW IS THIRD BIG 12 COACH TO REACH 150 CONFERENCE WINS

- **Scott Drew** joined Rick Barnes and Bill Self as the only coaches to reach 150 Big 12 wins on March 4, 2021 vs. OSU.
- Drew needed 136 games over 2,940 days for his first 50 Big 12 wins (50-86), 88 games over 1,821 days for his next 50 Big 12 wins (50-38) and only 77 games over 1,493 days for his next 50 Big 12 wins (50-27).

IMPRESSIVE NON-CONFERENCE NUMBERS AT HOME

- Baylor is 94-4 in its last 94 non-conference home games dating back to Dec. 12, 2012.
- Baylor is 158-16 in non-conference home games in the **Drew era**, including 125-8 since 2007-08.
- Baylor is 79-9 in home games against unranked opponents (including Big 12 play) since 2016.



5 — JASON ASEMOTA

F • 6-8 • 205 • FR. • HS
LYNN, MASS.
(HILLCREST PREP)

SEASON/CAREER HIGHS

Points: — 8 vs. Tarleton (11/17/24)
FG: — 3 vs. Tarleton (11/17/24); vs. ABU (12/27/24)
FGA: — 7 vs. ABU (12/27/24)
3FG: — 1, three times; last vs. ABU (12/27/24)
3FGA: — 3 vs. Tarleton (11/17/24)
FT: — 1 at Gonzaga (11/4/24), vs. Tarleton (11/17/24)
FTA: — 4 vs. Tarleton (11/17/24)
Rebounds: — 9 vs. ABU (12/27/24)
Assists: 1; five times, last vs. Kansas (2/1/25)
Turnovers: — 1 vs. Cincinnati (1/7/25), at Arizona (1/11/25)
Blocks: — 1; four times, last at Utah (1/25/25)
Steals: — 2 vs. Tarleton (11/17/24)
Minutes Played: — 14 vs. ABU (12/27/24), vs. Cincinnati (1/7/24)

MISCELLANEOUS

	24-25	BU RECORD
Double-Figure Points:	0	0-0
20+ Points:	0	0-0
5+ Assists:	0	0-0
Led team in Points:	0	0-0
Led team in Rebounds:	0	0-0
Led team in Assists:	0	0-0
Led team in Blocks:	0	0-0
Led team in Bench Points:	0	—

ASEMOTA NOTEBOOK

- Freshman from Lynn, Mass., by way of Hillcrest Prep in Phoenix, Ariz.
- Last name pronounced Ah-SUH-moat-uh
- Tied for the team lead with a + 18 rating in a home win over Cincinnati (1/7/25)
- A Five-star prospect by Rivals and 247Sports
- The 6-foot-8 forward was rated as the 29th-best player in the 2024 class by ESPN
- During his junior year, the versatile wing competed on the Overtime Elite circuit with Hillcrest, averaging 15.7 points, 7.5 rebounds, 2.1 assists and 1.2 steals
- Attended the NBPA Top-100 camp in 2022 and 2023

2024-25 GAME-BY-GAME

OPPONENT	DATE	GS	MIN	FG	3FG	FT	OR-DR-TR	PF	A	T	B	S	PTS
at Gonzaga	11/4		6	0-0	0-0	1-2	1-0-1	1	0	0	0	0	1
vs. Arkansas	11/9		2	0-1	0-0	0-0	0-0-0	0	0	0	0	0	0
SAM HOUSTON STATE	11/12		6	1-2	1-2	0-0	1-0-1	0	0	0	0	1	3
TARLETON	11/17		12	3-5	1-3	1-4	0-3-3	0	0	0	0	2	8
vs. St. Johns	11/21						DNP						
vs. Tennessee	11/22						DNP						
NEW ORLEANS	11/27						DNP						
at UCONN	12/4		0	0	0	0	0-0-0	0	0	0	0	0	0
ABILENE CHRISTIAN	12/9		5	1-2	0-1	0-0	1-1-2	1	0	0	0	0	4
NORFOLK STATE	12/11		7	1-2	0-1	0-0	1-1-2	1	1	0	0	0	2
ARLINGTON BAPTIST	12/27		14	3-7	1-2	0-0	2-7-9	0	0	0	0	1	7
UTAH	12/31		2	0-0	0-0	0-0	0-1-1	0	1	0	0	1	0
at Iowa State	1/4		8	0-2	0-2	2-2	1-2-3	3	0	0	1	0	0
CINCINNATI	1/7		14	0-0	0-0	0-0	1-3-4	1	1	1	1	1	0
at Arizona St.	1/11		10	0-4	0-1	0-0	0-1-1	4	0	0	0	0	0
at Arizona	1/14		6	0-3	0-2	0-0	0-2-2	0	0	1	0	0	0
TCU	1/19						DNP						
KANSAS STATE	1/22		14	2-6	1-4	0-0	2-1-3	2	1	0	1	0	5
at Utah	1/25		9	1-1	1-1	0-0	0-2-2	4	1	0	1	0	3
at BYU	1/28		6	0-0	0-0	0-0	0-0-0	2	0	1	0	0	0
KANSAS	2/1		8	0-2	0-2	0-0	0-0-0	3	1	0	0	0	0
at Texas Tech	2/4		3	0-1	0-0	0-0	0-1-1	0	0	0	0	1	0
UCF	2/8		2	0-0	0-0	0-0	0-0-0	0	0	0	0	0	0
at Houston	2/10		—	—	—	—	—	—	—	—	—	—	—
WEST VIRGINIA	2/15		—	—	—	—	—	—	—	—	—	—	—
ARIZONA	2/17		—	—	—	—	—	—	—	—	—	—	—
at Colorado	2/22		—	—	—	—	—	—	—	—	—	—	—
at Cincinnati	2/25		—	—	—	—	—	—	—	—	—	—	—
OKLAHOMA STATE	3/1		—	—	—	—	—	—	—	—	—	—	—
at TCU	3/4		—	—	—	—	—	—	—	—	—	—	—
HOUSTON	3/8		—	—	—	—	—	—	—	—	—	—	—

ASEMOTA, Jason																				
				Field Goals		3-Point		F-Throws		Rebounds									Scoring	
SEASON	TEAM	GP-GS	MIN/AVG	FG-FGA	FG%	3FG-3FGA	3FG%	FT-FTA	FT%	OFF	DEF	TOT	AVG	PF-FO	A	TO	BLK	STL	PTS	AVG
2024-25	Baylor	19-0	135/7.1	12-38	.316	5-21	.238	2-6	.333	10	24	34	1.8	22-0	5	3	3	7	31	1.6
TOTAL		19-0	135/7.1	12-38	.316	5-21	.238	2-6	.333	10	24	34	1.8	22-0	5	3	3	7	31	1.6



32 — JALEN CELESTINE

F • 6-7 • 216 • GR. • TR
AJAX, ONTARIO
(LONG ISLAND LUTHERAN / CALIFORNIA)

SEASON HIGHS

Points: — 20 vs. Tarleton (11/17/24)
FG: — 6 vs. Tarleton (11/17/24)
FGA: — 9 vs. Tarleton (11/17/24)
3FG: — 4; four times, last vs. Kansas (2/1/25)
3FGA: — 7 vs. Sam Houston (11/12/24), vs. Tarleton (11/17/24)
FT: — 4 vs. Tarleton (11/17/24)
FTA: — 4 vs. Tarleton (11/17/24)
Rebounds: — 7 at Texas Tech (2/4/25)
Assists: — 2, four times; last vs. UCF (2/8/25)
Turnovers: — 3 vs. Kansas (2/1/25), at Texas Tech (2/4/25)
Blocks: — 2 vs. New Orleans (11/27/24)
Steals: — 1; four times; last vs. Norfolk State (12/11/24)
Minutes Played: — 31; three times, last vs. Kansas (2/1/25)

CAREER HIGHS

Points: — 21 vs. St. Thomas (Minn.) (11/6/23)
FG: — 7; vs. Washington St. (2/5/22) and St. Thomas (Minn.) (11/6/23)
FGA: — 12; at Arizona St. (3/3/23) and vs. Stanford (2/26/22)
3FG: — 4; Six times; last vs. Kansas (2/1/25)
3FGA: — 9 vs. UCLA (2/10/24), vs. Stanford (3/13/24)
FT: — 4; four times; last vs. Tarleton (11/17/24)
FTA: — 6 vs. St. Thomas (Minn.) 11/06/23
Rebounds: — 9 vs. Washington St. 01/20/24
Assists: — 4 at Arizona St. (1/28/21)
Turnovers: — 3, three times, last vs. USC (2/7/24)
Blocks: — 2 three times; last vs. New Orleans (11/27/24)
Steals: —5 at Colorado (2/28/24)
Minutes Played: — 37 vs. USC (2/7/24)

MISCELLANEOUS

	24-25	BU RECORD
Double-Figure Points:	7	7-0
20+ Points:	1	1-0
5+ Assists:	0	0-0
Led team in Points:	1	1-0
Led team in Rebounds:	0	0-0
Led team in Assists:	0	0-0
Led team in Blocks:	1	1-0
Led team in Steals:	0	0-0
Led team in Bench Points:	7	6-1

CELESTINE NOTEBOOK

- Graduate Transfer from Cal, where he earned a degree in legal studies
- Shot 44% from three-point range last year at Cal, which led all players with at least 100 attempts
- Scored 18 points off the bench in a comeback win over Kansas State, his most points against a p-conference foe since netting 20 against Washington State on Feb. 5, 2022. (1/22/25)
- Returned to the floor with 6 points on 2-of-4 shooting against TCU after missing four games with an ankle injury (1/19/24)
- Became Baylor's first 20-point scorer this season with 20 on 6-of-9 shooting against Tarleton (11/17/24)
- Made a career-high four three pointers against UCLA (2/10/24) and Stanford (3/7/24)
- Scored Cal's final eight points, including the game-winning 3-pointer with five seconds left in an 82-80 road win at Washington (2/17/24)
- Notched a career high 21-points on 7-of-10 shooting in the season-opener against St. Thomas (11/6/23), 607 days after recovering from a knee injury suffered in 2022.
- Missed the entirety of the 2022-23 season with a knee injury
- Attended Long Island Lutheran, the same high school as freshman teammate, VJ Edgecombe
- Named to the New York State Sportswriters Association All-State Team
- Played AAU ball with the NY Jayhawks and Nike UPlay Canada on the EYBL circuit, averaging 16 points, 6 rebounds and 3 assists in the summer of 2019

2024-25 GAME-BY-GAME

OPPONENT	DATE	GS	MIN	FG	3FG	FT	OR-DR-TR	PF	A	T	B	S	PTS
at Gonzaga	11/4		23	2-5	2-5	0-0	1-0-1	4	0	0	0	0	6
vs. Arkansas	11/9		31	1-6	1-5	0-0	2-3-5	2	2	0	0	1	3
SAM HOUSTON STATE	11/12		20	4-11	2-7	0-0	2-2-4	2	2	1	0	0	10
TARLETON	11/17		22	6-9	4-7	4-4	0-1-1	2	0	0	0	1	20
vs. St. Johns	11/21		31	4-7	4-5	2-2	2-0-2	5	0	1	0	0	14
vs. Tennessee	11/22		25	1-7	1-5	0-0	1-1-2	2	0	0	0	1	3
NEW ORLEANS	11/27		22	2-4	2-4	0-0	0-1-1	2	0	0	2	0	6
at UCONN	12/4		16	0-3	0-3	0-0	0-1-1	5	2	1	0	0	0
ABILENE CHRISTIAN	12/9		26	3-4	2-3	0-0	1-4-5	3	1	0	0	0	8
NORFOLK STATE	12/11		18	3-9	1-6	2-2	0-1-1	1	1	0	0	1	9
ARLINGTON BAPTIST	12/27		16	3-6	3-5	2-2	2-3-5	0	1	2	0	2	11
UTAH	12/31		26	2-9	1-6	0-0	1-4-5	1	0	1	0	1	5
at Iowa State	1/4						DNP (Ankle)						
CINCINNATI	1/7						DNP (Ankle)						
at Arizona St.	1/11						DNP (Ankle)						
at Arizona	1/14						DNP (Ankle)						
TCU	1/19		16	2-4	2-4	0-0	0-1-1	0	0	0	0	0	6
KANSAS STATE	1/22		30	5-8	4-7	4-5	0-7-7	2	0	0	0	0	18
at Utah	1/25		27	3-7	1-5	0-0	0-2-2	4	1	0	1	0	7
at BYU	1/28		25	2-8	2-6	1-2	2-2-4	2	0	1	0	0	7
KANSAS	2/1		31	4-9	4-8	0-0	0-3-3	0	0	3	0	0	12
at Texas Tech	2/4		23	0-4	0-3	0-0	2-5-7	3	0	3	0	1	0
UCF	2/8		21	5-7	2-4	0-0	3-2-5	2	2	1	0	1	12
at Houston	2/10		—	—	—	—	—	—	—	—	—	—	—
WEST VIRGINIA	2/15		—	—	—	—	—	—	—	—	—	—	—
ARIZONA	2/17		—	—	—	—	—	—	—	—	—	—	—
at Colorado	2/22		—	—	—	—	—	—	—	—	—	—	—
at Cincinnati	2/25		—	—	—	—	—	—	—	—	—	—	—
OKLAHOMA STATE	3/1		—	—	—	—	—	—	—	—	—	—	—
at TCU	3/4		—	—	—	—	—	—	—	—	—	—	—
HOUSTON	3/8		—	—	—	—	—	—	—	—	—	—	—

CELESTINE, Jalen

				Field Goals		3-Point		F-Throws		Rebounds									Scoring	
SEASON	TEAM	GP-GS	MIN/AVG	FG-FGA	FG%	3FG-3FGA	3FG%	FT-FTA	FT%	OFF	DEF	TOT	AVG	PF-FO	A	TO	BLK	STL	PTS	AVG
2020-21	Cal	22-6	282/12.8	21-51	.412	12-29	.414	8-10	.800	13	25	38	1.7	33-1	13	14	3	6	62	2.8
2021-22	Cal	31-16	775/25.0	89-214	.416	30-88	.341	25-31	.806	24	72	96	3.1	74-2	28	32	4	16	233	7.5
2023-24	Cal	27-23	725/26.9	79-175	.451	48-109	.440	28-39	.718	12	75	87	3.2	66-1	23	21	6	20	234	8.7
2024-25	Baylor	19-0	449/23.6	52-127	.409	38-98	.388	15-17	.882	19	43	62	3.3	42-2	12	14	5	10	157	8.3
TOTAL FOR Baylor		19-0	449/23.6	52-127	.409	38-98	.388	15-17	.882	19	43	62	3.3	42-2	12	14	5	10	157	8.3
TOTAL		99-45	2231/22.5	241-567	.425	128-324	.395	76-97	.784	68	215	283	2.9	215-6	76	81	18	52	686	6.9



22 — MARINO DUBRAVCIC

F • 6-10 • 228 • FR. • HS
SPLIT, CROATIA
(OBRTNA TECHNICKA)

SEASON/CAREER HIGHS

Points: — 3 vs. Tarleton (11/17/24)
FG: — 1, three times; last vs. ABU (12/27/24)
FGA: — 3 vs. ABU (12/27/24)
3FG: —
3FGA: —
FT: — 3 vs. Tarleton (11/17/24)
FTA: — 4 vs. Tarleton (11/17/24)
Rebounds: — 2 vs. Tarleton (11/17/24)
Assists: —
Turnovers: — 2 vs. Sam Houston (11/12/24)
Blocks: —
Steals: — 1 vs. UCF (2/8/25)
Minutes Played: — 5 vs. ABU (12/27/24)

MISCELLANEOUS

	24-25	BU RECORD
Double-Figure Points:	—	—
Double-Figure Assists:	—	—
Double-Doubles:	—	—
20+ Points:	—	—
5+ Assists:	—	—
Led team in Points:	—	—
Led team in Rebounds:	—	—
Led team in Assists:	—	—
Led team in Blocks:	—	—
Led team in Bench Points:	—	—

DUBRAVCIC NOTEBOOK

- Freshman forward from Split, Croatia
- Scored his career-first bucket in the final minutes of the game against New Orleans (11/27/24)
- Has international experience including a solid showing at the FIBA U18 European Championship in 2022 where he averaged 6.7 points and 3.9 rebounds across seven games for Croatia
- His high-water mark in the event was a 12-point, eight-rebound performance against North Macedonia

2024-25 GAME-BY-GAME

OPPONENT	DATE	GS	MIN	FG	3FG	FT	OR-DR-TR	PF	A	T	B	S	PTS
at Gonzaga	11/4		1	0-0	0-0	0-0	0-0-0	0	0	0	0	0	0
vs. Arkansas	11/9		—	—	—	—	DNP	—	—	—	—	—	—
SAM HOUSTON STATE	11/12		4	0-0	0-0	0-0	0-1-1	0	0	2	0	0	0
TARLETON	11/17		4	0-0	0-0	3-4	2-0-2	0	0	0	0	0	3
vs. St. Johns	11/21						DNP						
vs. Tennessee	11/22						DNP						
NEW ORLEANS	11/27		2	1-1	0-0	0-0	1-0-1	0	0	0	0	0	2
at UCONN	12/4						DNP						
ABILENE CHRISTIAN	12/9						DNP						
NORFOLK STATE	12/11		3	1-2	0-0	0-0	0-1-1	1	0	0	0	0	2
ARLINGTON BAPTIST	12/27		5	1-3	0-0	0-0	1-0-1	0	0	1	0	0	2
UTAH	12/31		1	0-0	0-0	0-0	0-0-0	1	0	0	0	0	0
at Iowa State	1/4						DNP						
CINCINNATI	1/7		1	0-0	0-0	0-0	0-0-0	0	0	0	0	0	0
at Arizona St.	1/11						DNP						
at Arizona	1/14						DNP						
TCU	1/19						DNP						
KANSAS STATE	1/22						DNP						
at Utah	1/25						DNP						
at BYU	1/28						DNP						
KANSAS	2/1						DNP						
at Texas Tech	2/4						DNP						
UCF	2/8		2	0-0	0-0	0-0	0-0-0	0	0	0	0	1	0
at Houston	2/10		—	—	—	—	—	—	—	—	—	—	—
WEST VIRGINIA	2/15		—	—	—	—	—	—	—	—	—	—	—
ARIZONA	2/17		—	—	—	—	—	—	—	—	—	—	—
at Colorado	2/22		—	—	—	—	—	—	—	—	—	—	—
at Cincinnati	2/25		—	—	—	—	—	—	—	—	—	—	—
OKLAHOMA STATE	3/1		—	—	—	—	—	—	—	—	—	—	—
at TCU	3/4		—	—	—	—	—	—	—	—	—	—	—
HOUSTON	3/8		—	—	—	—	—	—	—	—	—	—	—

DUBRAVCIC, Marino																				
				Field Goals		3-Point		F-Throws		Rebounds									Scoring	
SEASON	TEAM	GP-GS	MIN/AVG	FG-FGA	FG%	3FG-3FGA	3FG%	FT-FTA	FT%	OFF	DEF	TOT	AVG	PF-FO	A	TO	BLK	STL	PTS	AVG
2024-25	Baylor	9-0	22/2.5	3-6	.500	0-0	.000	3-4	.750	4	2	6	0.7	1-0	0	3	0	1	9	1.0
TOTAL		9-0	22/2.5	3-6	.500	0-0	.000	3-4	.750	4	2	6	0.7	1-0	0	3	0	1	9	1.0



7 – VJ EDGECOMBE

G • 6-4 • 190 • FR • HS
BIMINI, BAHAMAS
(LONG ISLAND LUTHERAN)

SEASON/CAREER HIGHS

Points: 30 vs. Kansas State (1/22/25)
FG: 9 at BYU (1/28/25)
FGA: 18 at Utah (1/25/25)
3FG: 6 at BYU (1/28/25)
3FGA: 8 at BYU (1/28/25)
FT: 11 vs. Kansas State (1/22/25)
FTA: 12 vs. vs. Kansas State (1/22/25)
Rebounds: 10 vs. Sam Houston (11/12/24)
Assists: 7 vs. Sam Houston (11/12/24)
Turnovers: 5 at Arizona (1/14/25)
Blocks: 3 vs. Tarleton (11/17/24)
Steals: 4 vs. Tarleton (11/17/2), vs. ACU (12/9/24), at Iowa St. (1/5/25)
Minutes Played: 43 at BYU (1/28/25)

MISCELLANEOUS

	24-25	BU RECORD
Double-Figure Points:	18	14-4
20+ Points:	4	2-2
5+ Assists:	5	4-1
Led team in Points:	4	3-1
Led team in Rebounds:	3	2-1
Led team in Assists:	3	2-1
Led team in Blocks:	6	5-1
Led team in Bench Points:	0	—

EDGECOMBE NOTEBOOK

- Freshman guard from Bimini, Bahamas
- Preseason Big 12 Freshman of the Year
- Seventh McDonald's All-American in program history
- Named Big 12 co-newcomer of the week on Jan. 27 averaging 25.5 points per game in wins over Kansas State (30) and Utah (21)
- scored a game-high 28 points, 18 in the 2nd half and OT in loss at BYU, his third-straight game of 20+ points
- With 30 points against Kansas State, he became the first freshman since Keyonte George (1/11/23) to record a 30+ point game for the Bears, and one of seven 30-point scorers in the Big 12 this season (1/22/25)
- Scored 18 points vs. Cincinnati reaching double figures for the 10th time in 13 games, with the Bears 9-1 in those games (1/7/25)
- Had a game-high 19 points in the Big 12 Opener against Utah (12/31/24)
- Impressed in his return to his home country, averaging 15.0 points and leading the team in steals and blocks against No. 22 St. John's and No. 11 Tennessee.
- Established a career-high in points for a fourth-straight game with 17 against Tarleton (11/17/24)
- Recorded his career-first double-double with 13 points and 10 rebounds to go along with his 7 assists against Sam Houston, establishing career highs in all three categories for the second-straight game (11/12/24)
- Notching a double-double in just his third game with the Bears, Edgcombe is the fastest Baylor player to record their first double-double since Kendall Brown notched one in his second game against Nicholls on 11/15/21.
- Notched career highs with 11 pts, 8 rebs and 5 assists, boasting a game-high +13 plus-minus rating in a 72-67 win over No. 16 Arkansas (11/9/24)
- Rated as the No. 4 prospect in the 2025 NBA Draft by ESPN
- Spent the summer playing for the Bahamian National Team in the FIBA Olympic qualifying tournament
- Playing alongside the likes of Buddy Hield and Deandre Ayton, Edgcombe impressed, averaging 16.5 points, 3.8 assists and 2.0 steals in four games
- Coming off a stellar senior season at Long Island Lutheran, helping the Crusaders reach No. 2 in the ESPN High School basketball rankings
- Long Island reached the Chipotle the Chipotle National Finals (formerly GEICO Nationals), falling in the quarterfinals of the eight-team national tournament against Columbus
- That Columbus team that beat Edgcombe's Crusaders eventually bowed out in the semifinals against fellow Baylor signee Robert Wright and his Montverde Academy Eagles
- Gatorade Player of the Year in New York in 2022-23 and 2023-24, joining his classmate Wright, who was named the Gatorade Player of the Year in Pennsylvania in 2022-23

2024-25 GAME-BY-GAME

OPPONENT	DATE	GS	MIN	FG	3FG	FT	OR-DR-TR	PF	A	T	B	S	PTS
at Gonzaga	11/4	*	29	2-11	0-3	0-0	3-4-7	2	1	3	2	1	4
vs. Arkansas	11/9	*	35	3-12	1-7	4-6	2-6-8	2	5	1	1	1	11
SAM HOUSTON STATE	11/12	*	30	6-9	1-3	0-0	5-5-10	3	7	0	1	3	13
TARLETON	11/17	*	24	4-9	1-4	8-11	4-1-5	1	2	4	3	4	17
vs. St. Johns	11/21	*	36	4-15	2-5	0-0	1-3-4	2	3	4	2	3	10
vs. Tennessee	11/22	*	27	8-16	3-6	1-2	2-0-2	3	3	2	1	2	20
NEW ORLEANS	11/27	*	11	1-4	0-2	0-0	1-1-2	2	0	0	1	1	2
at UCONN	12/4						DNP (Hamstring)						
ABILENE CHRISTIAN	12/9	*	30	6-9	0-3	2-4	0-6-6	1	3	3	1	4	14
NORFOLK STATE	12/11	*	32	6-11	2-5	2-4	4-5-9	2	4	1	0	3	16
ARLINGTON BAPTIST	12/27	*	24	3-10	2-4	2-2	2-4-6	1	6	1	3	3	10
UTAH	12/31	*	25	6-10	2-4	5-6	2-3-5	3	1	2	0	2	19
at Iowa State	1/4	*	36	1-9	0-3	2-2	1-6-7	3	4	1	0	4	4
CINCINNATI	1/7	*	30	7-13	2-4	2-2	0-4-4	3	2	1	0	1	18
at Arizona St.	1/11	*	41	5-13	3-6	2-3	1-3-4	4	4	3	0	2	15
at Arizona	1/14	*	35	6-13	2-7	0-0	1-6-7	4	2	5	0	2	14
TCU	1/19	*	34	6-16	1-3	5-5	3-1-4	3	4	0	0	3	18
KANSAS STATE	1/22	*	38	8-13	3-7	11-12	0-1-1	1	3	1	0	2	30
at Utah	1/25	*	38	8-18	4-6	1-2	3-3-6	3	3	5	2	2	21
at BYU	1/28	*	43	9-15	6-8	4-5	1-3-4	4	5	2	0	0	28
KANSAS	2/1	*	25	4-9	4-8	0-0	0-3-3	0	0	3	0	0	12
at Texas Tech	2/4						DNP (Ankle)						
UCF	2/8	*	26	6-11	1-4	4-4	0-1-1	4	5	0	0	0	17
at Houston	2/10		—	—	—	—	—	—	—	—	—	—	—
WEST VIRGINIA	2/15		—	—	—	—	—	—	—	—	—	—	—
ARIZONA	2/17		—	—	—	—	—	—	—	—	—	—	—
at Colorado	2/22		—	—	—	—	—	—	—	—	—	—	—
at Cincinnati	2/25		—	—	—	—	—	—	—	—	—	—	—
OKLAHOMA STATE	3/1		—	—	—	—	—	—	—	—	—	—	—
at TCU	3/4		—	—	—	—	—	—	—	—	—	—	—
HOUSTON	3/8		—	—	—	—	—	—	—	—	—	—	—

EDGECOMBE, V.j.																				
				Field Goals		3-Point		F-Throws		Rebounds								Scoring		
SEASON	TEAM	GP-GS	MIN/AVG	FG-FGA	FG%	3FG-3FGA	3FG%	FT-FTA	FT%	OFF	DEF	TOT	AVG	PF-FO	A	TO	BLK	STL	PTS	AVG
2024-25	Baylor	21-21	652/31.1	110-247	.445	37-96	.385	58-74	.784	38	69	107	5.1	51-0	68	40	16	47	315	15.0
TOTAL		21-21	652/31.1	110-247	.445	37-96	.385	58-74	.784	38	69	107	5.1	51-0	68	40	16	47	315	15.0



21 — DAVIDSON HUBBARD

G • 6-5 • 216 • GR • TR
CHARLOTTE, N.C
(ARDREY KELL/HAMPDEN-SYDNEY)

SEASON HIGHS

Points: — 2 vs. Sam Houston (11/12/24), vs. New Orleans (11/27/24)
FG: — 1 three times; last vs. ABU (12/27/24)
FGA: — 2 vs. Sam Houston (11/12/24)
3FG: — 1 vs. ABU (12/27/24)
3FGA: — 1, three times; last vs. ABU (12/27/24)
FT: —
FTA: —
Rebounds: — 2 vs. Sam Houston (11/12/24)
Assists: —
Turnovers: — 1 at Gonzaga (11/4/24)
Blocks: — 1 vs. Sam Houston (11/12/24)
Steals: —
Minutes Played: — 5 vs. ABU (12/27/24)

CAREER HIGHS

Points: — 31 at John Carroll (12/19/23)
FG: — 13 at Salisbury (1/21/23); at John Carroll (12/19/23)
FGA: — 23 at John Carroll (12/19/23)
3FG: — 4; three times, last vs. Ferrum (2/22/24)
3FGA: — 10 at Washington and Lee (2/18/23)
FT: — 6 vs. La Roche (3/1/24)
FTA: — 6 seven times
Rebounds: — 16; Washington & Lee (2/18/23) vs. Widener (11/17/23)
Assists: — 4, Randolph-Macon (2/16/22), at Lynchburg (12/7/22), vs. Nebraska Wesleyan (3/9/24)
Turnovers: — 5, at Salisbury (1/21/23) and Shenandoah (2/4/23)
Blocks: — 4 vs. Guilford (1/25/23) vs. Washington & Lee (2/25/24)
Steals: — 4 vs. Emory 3/3/23
Minutes Played: — 37 vs. Guilford (12/2/24)

MISCELLANEOUS

	24-25	BU RECORD
Double-Figure Points:	0	0-0
20+ Points:	0	0-0
5+ Assists:	0	0-0
Led team in Points:	0	0-0
Led team in Rebounds:	0	0-0
Led team in Assists:	0	0-0
Led team in Blocks:	0	0-0
Led team in Bench Points:	0	0-0

HUBBARD NOTEBOOK


- Graduate transfer guard from Charlotte, N.C., by way of Division III Hampden-Sydney College
- Scored his career-first points in a BU win over Sam Houston (11/12/24).
- Helped the Tigers to a 31-3 record and a berth in the Division III National title game last season
- 2023-24 NABC Second Team All-American and a Third Team All-American by D3Hoops.com
- Shot .469% from the field, .318% from three-point range and .818% from the free-throw line while nabbing 31 steals and 14 blocks en route to a Division III title-game berth
- Two-time First Team Old Dominion Athletic Conference honoree
- 21 career double-doubles
- Appeared in 92 games with 82 starts in four seasons with the Tigers
- 2020 graduate of Ardrey Kell High School in Charlotte, North Carolina
- Named a team captain as a senior, earning All-Conference honors, averaging 15.0 points and 7.5 rebounds
- Helped AKHS to three-straight Conference Championships (2018-20)

2024-25 GAME-BY-GAME

OPPONENT	DATE	GS	MIN	FG	3FG	FT	OR-DR-TR	PF	A	T	B	S	PTS
at Gonzaga	11/4		1	0-0	0-0	0-0	0-0-0	0	0	1	0	0	0
vs. Arkansas	11/9						DNP						
SAM HOUSTON STATE	11/12		2	1-2	0-1	0-0	1-1-2	0	0	0	1	0	2
TARLETON	11/17		4	0-1	0-1	0-0	0-1-1	0	0	0	0	0	0
vs. St. Johns	11/21						DNP						
vs. Tennessee	11/22						DNP						
NEW ORLEANS	11/27		2	1-1	0-0	0-0	0-0-0	0	0	0	0	0	2
at UCONN	12/4						DNP						
ABILENE CHRISTIAN	12/9		3	0-1	0-0	0-0	0-0-0	0	0	0	0	0	0
NORFOLK STATE	12/11		1	0-0	0-0	0-0	0-1-1	0	0	0	0	0	0
ARLINGTON BAPTIST	12/27		5	1-1	1-1	0-0	0-1-1	0	0	0	0	0	3
UTAH	12/31		1	0-0	0-0	0-0	0-0-0	1	0	0	0	0	0
at Iowa State	1/4						DNP						
CINCINNATI	1/7		1	0-0	0-0	0-0	0-0-0	0	0	0	0	0	0
at Arizona St.	1/11						DNP						
at Arizona	1/14						DNP						
TCU	1/19						DNP						
KANSAS STATE	1/22						DNP						
at Utah	1/25						DNP						
at BYU	1/28						DNP						
KANSAS	2/1						DNP						
at Texas Tech	2/4						DNP						
UCF	2/8		2	0-0	0-0	0-0	0-1-1	0	0	0	0	0	0
at Houston	2/10		—	—	—	—	—	—	—	—	—	—	—
WEST VIRGINIA	2/15		—	—	—	—	—	—	—	—	—	—	—
ARIZONA	2/17		—	—	—	—	—	—	—	—	—	—	—
at Colorado	2/22		—	—	—	—	—	—	—	—	—	—	—
at Cincinnati	2/25		—	—	—	—	—	—	—	—	—	—	—
OKLAHOMA STATE	3/1		—	—	—	—	—	—	—	—	—	—	—
at TCU	3/4		—	—	—	—	—	—	—	—	—	—	—
HOUSTON	3/8		—	—	—	—	—	—	—	—	—	—	—

HUBBARD, Davidson

				Field Goals		3-Point		F-Throws		Rebounds									Scoring	
SEASON	TEAM	GP-GS	MIN/AVG	FG-FGA	FG%	3FG-3FGA	3FG%	FT-FTA	FT%	OFF	DEF	TOT	AVG	PF-FO	A	TO	BLK	STL	PTS	AVG
2020-21	HSC	6-0	74/12.3	12-22	.545	0-5	.000	4-7	.571	5	9	14	2.3	5-0	4	2	0	1	28	4.7
2021-22	HSC	23-21	548/23.8	94-180	.522	12-32	.375	30-41	.732	50	104	154	6.7	54-2	19	35	16	21	230	10.0
2022-23	HSC	29-28	819/28.2	166-314	.529	30-68	.441	60-83	.723	79	182	261	9.0	73-1	38	61	28	20	422	14.6
2023-24	HSC	34-33	986/29.0	203-433	.469	48-151	.318	54-66	.818	68	177	245	7.2	79-1	37	35	14	31	508	14.9
2024-25	Baylor	10-0	22/2.2	3-6	.500	1-3	.333	0-0	.000	1	5	6	0.6	1-0	0	1	1	0	7	0.7
TOTAL FOR Baylor		10-0	22/2.2	3-6	.500	1-3	.333	0-0	.000	1	5	6	0.6	1-0	0	1	1	0	7	0.7
TOTAL		102-82	2449/24.0	478-955	.501	91-259	.351	148-197	.751	203	477	680	6.7	212-4	98	134	59	73	1195	11.7



13 — LANGSTON LOVE

G • 6-5 • 215 • RJR • 2L
UNIVERSAL CITY, TEXAS
(MONTVERDE ACADEMY)

SEASON HIGHS

Points: — 16 at UCONN (12/4/24); vs. UCF (2/8/25)
FG: — 6 at UCONN (12/4/24)
FGA: — 12 at UCONN (12/4/24)
3FG: — 3 at UCONN (12/4/24)
3FGA: — 6 vs. New Orleans (11/27/24); vs. UCF (2/8/25)
FT: — 4 vs. UCF (2/8/25)
FTA: — 5 vs. UCF (2/8/25)
Rebounds: — 6 vs. UCF (2/8/25)
Assists: — 4 vs. St. John’s (11/21/24)
Turnovers: — 2 vs. Norfolk State (12/11/24)
Blocks: — 1 vs. Utah (12/31/24)
Steals: — 3 vs. Norfolk State (12/11/24)
Minutes Played: — 36 at UCONN (12/4/24)

CAREER HIGHS

Points: 24 at UCF (1/31/24)
FG: 8 vs. John Brown (11/9/23), vs. Nicholls (11/28/23)
FGA: 15 vs. Tarleton (12/6/22)
3FG: 5 vs. Nicholls (11/28/23), at UCF (1/31/24)
3FGA: 7 vs. Nicholls (11/28/23), at Kansas State (1/16/24), at UCF (1/31/24)
FT: 7 vs. Gardner-Webb (11/12/23), at UCF (1/31/24)
FTA: 8 vs. Gardner-Webb (11/12/23)
Rebounds: 10 vs. TCU (1/27/24)
Assists: 4 vs. four times; last vs. St. John’s (11/21/24)
Turnovers: 3 vs. Tarleton (12/6/22) vs. Iowa State (12/31/22)
Blocks: 1, four times
Steals: 3, vs. Norfolk State (12/11/24)
Minutes Played: 42 vs. TCU (1/27/24)

MISCELLANEOUS

	2024-25BU RECORD BU CAREER		
Double-Figure Points:	4	3-1	21-7
20+ Points:	—	0	4-0
5+ Assists:	—	0	—
Led team in Points:	—	0	3-1
Led team in Rebounds:	—	0	—
Led team in Assists:	1	1-0	2-0
Led team in Bench Points:	2	2-0	22-5

LOVE NOTEBOOK

- Redshirt Junior guard from Universal City, Texas
- Netted a season-high 16 points on 6-of-12 shooting in 36 minutes at UCONN (12/4/24)
- Suffered a left ankle injury that against Texas Tech (2/6/24) that cost him 11 of the last 13 games last season
- In the mix for Big 12 Sixth-man of the Year before his injury, Love earned All-Big 12 Honorable Mention Honors in 2024
- Played his first game since March 9, 2024 (257 days) against St. John’s, tying a career high with four assists (11/21/24)
- Set a new career-high with 24 points to go along with a game-high seven rebounds at UCF (1/31/24)
- Notched his career-first double-double with 11 points and 10 rebounds, his first double-digit rebounding performance of his career vs. TCU (1/27/24)
- Scored 11 first-half points en route to a team-high 14 against Cincinnati (1/13/24).
- Notched his second-straight game game of 15+ points with 15 against BYU in the conference home opener (1/9/24).
- Came up with 17 big points off the bench for the Bears in an overtime win at Oklahoma State (1/6/24)
- Enjoyed a career night with 23 points on 8-of-10 shooting (5-of-7 from three) as the Bears routed Nicholls (11/28/23)
- Finished with 16 points and a plus-minus rating of +18, helping Baylor win the NIT Season Tip-Off against Florida (11/25/23)
- Tallied 11 points on 4-of-7 shooting (.571) in a home win over No. 8 Texas (2/25/23)
- Scored 19 points on .778 shooting, including a pair of threes, helping the Bears beat Oklahoma (2/8/23)
- Led the team in bench points for a sixth time with 11 points to help lift BU to a win over Kansas (1/23/23)
- Had a career night in his first career start, scoring 20 points with 6 rebs., 2 assists and 2 steals to lift the short-handed Bears past Tarleton (12/6)
- Notched his third-career game in double figures, scoring 10 points to help lift the Bears over No. 14 Gonzaga (12/2/22)
- Scored 13 points against MVSU (11/7/22), which are the most in a BU debut since LJ Cryer had 17 against UL on 11/28/2020
- Became the first player with 10+ points and 8+ rebounds in his BU debut since MaCio Teague against Central Arkansas (11/5/19)
- Suffered a torn ACL in a private scrimmage prior to 2021-22 and missed the full season
- Four-star guard ranked No. 28 in 2021 recruiting class (ESPN100)
- Attended Montverde Academy in Florida, signed with Baylor in Nov. 2020 as part of highest-ranked recruiting class in program history (No. 4 by ESPN)
- Helped Montverde Academy to a 24-1 record and MaxPreps National Championship as a senior in 2020-21
- Participated in 2021 USA Basketball Men’s U19 World Cup Team Training Camp
- Played in 2019 USA Basketball Men’s Junior National Team minicamps
- Played first two high school seasons at Cibolo Steele High School before transferring to Montverde
- Averaged 23.1 points and 7.8 rebounds to help Steele to Class 6A state semifinals as a sophomore in 2018-19

2024-25 GAME-BY-GAME

OPPONENT	DATE	GS	MIN	FG	3FG	FT	OR-DR-TR	PF	A	T	B	S	PTS
at Gonzaga	11/4						DNP (ANKLE)						
vs. Arkansas	11/9						DNP (ANKLE)						
SAM HOUSTON STATE	11/12						DNP (ANKLE)						
TARLETON	11/17						DNP (ANKLE)						
vs. St. Johns	11/21		16	0-3	0-1	0-0	2-1-3	1	4	1	0	0	0
vs. Tennessee	11/22		18	0-3	0-2	0-0	0-3-3	0	0	0	0	0	0
NEW ORLEANS	11/27		27	3-8	1-6	0-0	0-4-4	2	0	0	0	0	7
at UCONN	12/4	*	36	6-12	3-5	1-1	1-1-2	4	1	1	0	1	16
ABILENE CHRISTIAN	12/9		23	4-9	2-5	0-0	0-1-1	2	0	1	0	0	10
NORFOLK STATE	12/11		26	1-5	1-1	1-1	1-2-3	2	3	2	0	3	8
ARLINGTON BAPTIST	12/27		12	4-5	2-3	1-2	1-0-1	0	0	1	0	0	11
UTAH	12/31		17	0-7	0-4	0-0	1-2-3	1	0	0	1	0	
at Iowa State	1/4						DNP (ANKLE SORENESS)						
CINCINNATI	1/7						DNP (ANKLE SORENESS)						
at Arizona St.	1/11						DNP (ANKLE SORENESS)						
at Arizona	1/14						DNP (ANKLE SORENESS)						
TCU	1/19						DNP (ANKLE SORENESS)						
KANSAS STATE	1/22						DNP (ANKLE SORENESS)						
at Utah	1/25						DNP (ANKLE SORENESS)						
at BYU	1/28						DNP (ANKLE SORENESS)						
KANSAS	2/1						DNP (ANKLE SORENESS)						
at Texas Tech	2/4						DNP (ANKLE SORENESS)						
UCF	2/8		27	5-9	2-6	4-5	2-4-6	2	2	1	0	1	16
at Houston	2/10		—	—	—	—	—	—	—	—	—	—	—
WEST VIRGINIA	2/15		—	—	—	—	—	—	—	—	—	—	—
ARIZONA	2/17		—	—	—	—	—	—	—	—	—	—	—
at Colorado	2/22		—	—	—	—	—	—	—	—	—	—	—
at Cincinnati	2/25		—	—	—	—	—	—	—	—	—	—	—
OKLAHOMA STATE	3/1		—	—	—	—	—	—	—	—	—	—	—
at TCU	3/4		—	—	—	—	—	—	—	—	—	—	—
HOUSTON	3/8		—	—	—	—	—	—	—	—	—	—	—

LOVE, Langston																				
				Field Goals		3-Point		F-Throws		Rebounds									Scoring	
SEASON	TEAM	GP-GS	MIN/AVG	FG-FGA	FG%	3FG-3FGA	3FG%	FT-FTA	FT%	OFF	DEF	TOT	AVG	PF-FO	A	TO	BLK	STL	PTS	AVG
2022-23	Baylor	30-2	501/16.7	64-148	.432	24-66	.364	38-55	.691	27	39	66	2.2	46-0	24	21	4	12	190	6.3
2023-24	Baylor	24-0	599/24.9	87-187	.465	36-75	.480	54-69	.783	16	53	69	2.9	43-0	29	25	5	9	264	11.0
2024-25	Baylor	9-1	202/22.5	25-65	.385	11-37	.297	7-9	.778	8	18	26	2.9	17-0	10	7	1	5	68	7.6
TOTAL		63-3	1302/20.7	176-400	.440	71-178	.399	99-133	.744	51	110	161	2.6	106-0	63	53	10	26	522	8.3



2 — JAYDEN NUNN

G • 6-4 • 190 • SR. • 1L

FLINT, MICH

(DREAM CITY CHRISTIAN SCHOOL/ VCU)

SEASON HIGHS

Points: 23 vs. New Orleans (11/27/24)

FG: — 7 vs. New Orleans (11/27/24)

FGA: — 13 vs. Arkansas (11/9/24), vs. New Orleans (11/27/24)

3FG: — 7 vs. New Orleans (11/27/24)

3FGA: — 10 vs. New Orleans (11/27/24)

FT: — 5 at Arizona St. (1/11/25)

FTA: — 5 at Arizona St. (1/11/25)

Rebounds: — 8 vs. St. John's (11/21/24)

Assists: — 5 vs. Utah (12/31/24)

Turnovers: — 2 three; last vs. Norfolk State (12/11/24)

Blocks: — 1 vs. St. John's (11/21/24)

Steals: — 3 vs. Arkansas (11/9/24), vs. Sam Houston (11/12/24)

Minutes Played: — 41 at BYU (1/28/25)

CAREER HIGHS

Points: — 31 at Saint Joes (2/21/23)

FG: — 12 at Saint Joes (2/21/23)

FGA: — 14 vs. UCONN (11/26/21)

3FG: — 7 vs. New Orleans (11/27/24), at Saint Joes (2/21/23)

3FGA: — 10 vs. New Orleans (11/27/24), Wake Forest (3/19/22)

FT: — 8; twice, vs. Kennesaw St. (11/26/22), vs. Saint Louis (2/28/23)

FTA: — 12 vs. Kennesaw St. (11/26/22)

Rebounds: — 8 vs. UCONN (11/26/21), vs. St. John's (11/21/24)

Assists: — 5; five times, last vs. Utah (12/31/24)

Turnovers: — 6 vs. Saint Peters (11/9/21), vs. Michigan State (12/16/23)

Blocks: — 3 vs. Saint Louis (3/11/23)

Steals: — 5 vs. Cincinnati (3/14/24)

Minutes Played: — 43 vs. Houston (2/24/24)

MISCELLANEOUS

	2024-25BU RECORD	BU CAREER
Double-Figure Points:	11	9-2 23-5
20+ Points:	1	1-0 4-0
5+ Assists:	—	0 0-1
Led team in Points:	4	4-0 6-0
Led team in Rebounds:	—	—
Led team in Assists:	3	3-0 4-1
Led team in Steals:	1	1-0 7-2
Led team in Bench Points:	1	0-1 0-1

NUNN NOTEBOOK

- A 6-foot-4 190-pound senior transfer guard
- Brings the experience of 124 games and 120 starts over the last three seasons between Baylor and VCU
- Averaging 10.8 points per game at home this season
- Led the team in scoring for the third time in four home games with 18 points against ACU (12/9/24)
- Finished with a game-high 23 points against UNO, his 8th-career 20-point game and his fourth at BU, where he wen't 6-of-7 from three, becoming the the first player with six threes in a half since King McClure was 6-of-7 in the first half against Oklahoma State in Jan. of 2019
- Eclipsed the 1,000-point mark with 11 points against Tarleton (11/17/24)
- Paced the team in scoring for the second-straight game with 19 points against Sam Houston State (11/12/24)
- Scored a team-high 16 points on 6-of-13 shooting against No. 16 Arkansas (11/9/24)
- Scored 15 points on 4-of-5 shooting from beyond the arc in the first round of the NCAA Tournament against Colgate (3/22/24).
- Averaged 11.6 points per game in the 11 games without Langston Love last year, with five games in double figures. Averaged 9.8 points per game before that.
- Went a perfect 4-for-4 in the second half en route to 18 points in a win over No. 7 Kansas (3/2/24)
- Averaged 23.5 points on 15-of-23 shooting (.652) en route to becoming the first player in program history to sweep Big 12 Player and Newcomer of the week in the same week (2/19).
- Notched back-to-back 20-point games for the first time in his career, with 20 points in a road win at West Virginia (2/17/24).
- Recorded his best game at Baylor with 27 points on 8 of 12 shooting and a team-high three steals against OU (2/13/24).
- Had his Big 12-best 16 points including the game-winning shot with 2.0 seconds left against ISU, the first BU player to hit a game-winning shot in the final 10 seconds since Jo Lual-Acuil in Feb. of 2018. (2/3/24)
- Had game-high three steals and hit a couple of big three-pointers in route to 11 points in a win over BYU (1/9/24).
- With VCU, he averaged 9.0 points and 1.7 assists while shooting 42% from the floor and 38.3% from long distance
- Finished fourth in the conference in three-point field goal percentage (.404), and ninth in steals per game (1.5) in 2022-23
- 2021-22 Atlantic 10 All-Rookie team, averaging 8.6 points, 2.5 rebounds and 1.8 assists in 29.1 minutes per game
- Became just the third true freshman since 2009 to start the season opener for the Rams
- Father, Tim, played basketball at Wisconsin-Green Bay after winning a Michigan State High School Championship alongside future NBA star Glen Rice and future NFL star Andre Rison

2024-25 GAME-BY-GAME

OPPONENT	DATE	GS	MIN	FG	3FG	FT	OR-DR-TR	PF	A	T	B	S	PTS
at Gonzaga	11/4	*	27	3-8	0-5	0-0	1-3-4	1	0	0	0	0	6
vs. Arkansas	11/9	*	35	6-13	4-7	0-0	2-0-2	1	0	1	0	3	16
SAM HOUSTON STATE	11/12	*	30	6-9	5-8	2-2	0-2-2	0	4	2	0	3	19
TARLETON	11/17	*	24	4-7	3-5	0-1	1-3-4	1	3	1	0	2	11
vs. St. Johns	11/21	*	38	4-12	2-5	2-4	1-7-8	3	4	1	1	2	12
vs. Tennessee	11/22	*	25	1-7	1-5	0-0	1-1-2	2	0	1	0	0	3
NEW ORLEANS	11/27	*	28	7-13	7-10	2-2	1-2-3	0	4	0	0	2	23
at UCONN	12/4	*	31	3-7	1-2	1-1	1-0-1	3	0	2	0	0	8
ABILENE CHRISTIAN	12/9	*	33	7-12	4-4	0-2	1-3-4	2	4	0	0	1	18
NORFOLK STATE	12/11	*	29	2-5	2-4	0-0	1-0-1	1	1	2	0	1	6
ARLINGTON BAPTIST	12/27	*	22	4-11	3-8	0-0	2-1-3	2	1	1	1	2	11
UTAH	12/31	*	24	2-10	2-6	0-0	0-3-3	0	5	1	0	0	6
at Iowa State	1/4	*	31	1-5	1-3	0-0	0-1-1	1	0	2	0	1	3
CINCINNATI	1/7	*	34	3-9	2-6	1-2	0-0-0	1	0	0	0	0	9
at Arizona St.	1/11	*	33	2-5	1-3	5-5	0-2-2	1	1	1	0	1	10
at Arizona	1/14	*	30	3-9	2-4	2-2	3-2-5	4	0	1	0	1	10
TCU	1/19	*	24	3-7	2-5	0-2	0-3-3	1	2	0	0	1	8
KANSAS STATE	1/22	*	35	1-6	1-5	1-2	2-3-5	2	2	2	0	2	4
at Utah	1/25	*	38	3-10	1-5	0-0	1-5-6	1	2	1	0	1	7
at BYU	1/28	*	41	4-8	2-5	1-3	1-2-3	3	4	1	0	0	11
KANSAS	2/1	*	36	1-8	0-3	0-0	1-3-4	5	2	0	0	1	2
at Texas Tech	2/4	*	33	2-7	2-5	0-0	0-1-1	1	2	1	0	0	6
UCF	2/8	*	26	4-7	1-4	3-3	0-0-0	0	1	0	0	2	12
at Houston	2/10	—	—	—	—	—	—	—	—	—	—	—	—
WEST VIRGINIA	2/15	—	—	—	—	—	—	—	—	—	—	—	—
ARIZONA	2/17	—	—	—	—	—	—	—	—	—	—	—	—
at Colorado	2/22	—	—	—	—	—	—	—	—	—	—	—	—
at Cincinnati	2/25	—	—	—	—	—	—	—	—	—	—	—	—
OKLAHOMA STATE	3/1	—	—	—	—	—	—	—	—	—	—	—	—
at TCU	3/4	—	—	—	—	—	—	—	—	—	—	—	—
HOUSTON	3/8	—	—	—	—	—	—	—	—	—	—	—	—

NUNN, Jayden

				Field Goals		3-Point		F-Throws		Rebounds				Scoring						
SEASON	TEAM	GP-GS	MIN/AVG	FG-FGA	FG%	3FG-3FGA	3FG%	FT-FTA	FT%	OFF	DEF	TOT	AVG	PF-FO	A	TO	BLK	STL	PTS	AVG
2021-22	VCU	31-29	898/29.0	88-219	.402	32-89	.360	59-78	.756	12	65	77	2.5	46-0	56	51	9	46	267	8.6
2022-23	VCU	35-35	996/28.4	107-247	.433	40-99	.404	70-100	.700	13	75	88	2.5	75-1	53	41	19	51	324	9.3
2023-24	Baylor	35-35	1003/28.7	117-257	.455	50-114	.439	83-117	.709	11	80	91	2.6	76-2	70	49	14	46	367	10.5
2024-25	Baylor	23-21	700/30.4	76-195	.390	49-117	.419	20-31	.645	20	47	67	2.9	36-1	42	22	3	24	221	9.6
TOTAL FOR Baylor		58-56	1703/29.4	193-452	.427	99-231	.429	103-148	.696	31	127	158	2.7	112-3	112	71	17	70	588	10.1
TOTAL		124-120	3597/29.0	388-918	.423	171-419	.408	232-326	.712	56	267	323	2.6	233-4	221	163	45	167	1179	9.5



15 — JOSH OJIANWUNA

F • 6-10 • 255 • JR. • 2L

ASABA, NIGERIA

(NBA GLOBAL ACADEMY)

SEASON HIGHS

Points: — 16 vs. Norfolk State (12/11/24)
FG: — 6 vs. Norfolk State (12/11/24), at Arizona St. (1/11/25)
FGA: — 7 vs. Norfolk State (12/11/24)
3FG: —
3FGA: — 1 at Iowa State (1/4/25)
FT: — 6 vs. Tarleton (1/17/24), at Arizona St. (1/11/25)
FTA: — 7 at Gonzaga (1/4/24)
Rebounds: — 17 at Arizona St. (1/11/25)
Assists: — 2 vs. ACU (12/9/24)
Turnovers: — 4 vs. Kansas (2/1/25)
Blocks: — 3 vs. ABU (12/27/24), vs. Utah (12/31/24)
Steals: — 3 at Gonzaga (1/4/24)
Minutes Played: — 39 at Arizona St. (1/11/25)

CAREER HIGHS

Points: — 16 vs. Norfolk State (12/11/24)
FG: 6 vs. Norfolk State (12/11/24), at Arizona St. (1/11/25)
FGA: 9 vs. Cincinnati (1/7/25)
3FG: —
3FGA: 1 at TCU (2/26/24)
FT: 6 vs. Tarleton (1/17/24)
FTA: 7 at Gonzaga (1/4/24)
Rebounds: 17 at Arizona St. (1/11/25)
Assists: 2, four times; last vs. ACU (12/9/24)
Turnovers: 4 at Kansas (2/10/24)
Blocks: 3 vs. Nicholls (12/28/22), vs. ABU (12/27/24, vs. Utah (12/31/24)
Steals: 3 vs. West Virginia (2/17/24) at Gonzaga (1/4/24), at Iowa St. (1/4/25)
Minutes Played: 39 at Arizona St. (1/11/25)

MISCELLANEOUS

	24-25	BU RECORD	BU CAREER
Double-Figure Points:	11	8-3	13-3
Double-Figure Rebounds:	4	2-2	4-2
Double-Doubles:	3	2-1	3-1
2+ Blocks:	1	1-0	3-0
Led team in Points:	—	—	—
Led team in Rebounds:	4	2-2	10-2
Led team in Blocks:	6	3-3	7-3
Led team in Bench Points:	—	—	21-2

OJIANWUNA NOTEBOOK

- 6-foot-10 junior from Asaba, Nigeria, who played at the NBA Global Academy
- Put on 25 pounds since last season
- Brings the experience of 87 games played, including every game over the last two seasons
- Has 11 double-figure scoring games this season, after having just five in his previous two seasons
- Notched his third double-double in the last five games with 12 points and a career-high 17 rebounds at Arizona St. (1/11/25)
- His 17 rebounds at Arizona St. are the most by a BU player against a Big 12 opponent since Freddie Gillespie had at TCU on Feb. 29, 2020
- Recorded his third career double-double and his second in two games with 13 points and 10 rebounds at Iowa State (1/5/25)
- Has scored in double-figures eight times this season, entering the year with five-career double-figure games in his previous two seasons
- Recorded his second-career double-double with 10 points and 10 rebounds against Arlington Baptist (12/27/24)
- Notched a career high in scoring for a second-straight game with 16 points against Norfolk State (12/11/24)
- Scored a career-high 13 points to go with a game-high 8 rebounds against ACU (12/9/24)
- Pulled down a career-high 14 rebounds at UCONN (12/4/24)
- Recorded his third double-figure scoring game against Tarleton (11/17/24) after having five in his previous two seasons
- Matched a career-high with 11 points, highlighted by four dunks in a win over Sam Houston (11/12/24)
- Made his career-first start last season in the final game at the Ferrell Center against Mississippi Valley State (12/22/24)
- Had a game-high seven rebounds in the opening round of the NCAA Tournament against Colgate (3/22/24)
- Gave the Bears big minutes off the bench with 10 points and seven rebounds on 5-for-5 shooting in a win at WVU (2/14/24).
- Recorded his career-first double-double with 11 points and 11 rebounds against Nicholls (12/28/22)
- Made his debut with the Bears as they represented Team USA in the inaugural GLOBL JAM in Toronto in July of 2021
- He arrived just hours before BU's game against Team Canada, but played 14 minutes, scoring 6 points and grabbing 4 rebounds
- Attended NBA Academy Africa in 2017, before transitioning to NBA Global Academy in 2019
- Participated in the NCAA's Next Generation Sunday event at the 2019 Men's Final Four
- Competed for The NBA Academy Africa at the 2019 NBA Academy Games in Atlanta
- Participated in Basketball Without Borders Africa 2019 in Senegal
- Helped his team to a third-place finish in the 2018 NBA Academy Games for NBA Academy Africa
- Competed alongside top prospects from the league's academies in a series of exhibition games at the NBA G League Winter Showcase in Las Vegas in December of 2018

2024-25 GAME-BY-GAME

OPPONENT	DATE	GS	MIN	FG	3FG	FT	OR-DR-TR	PF	A	T	B	S	PTS
at Gonzaga	11/4	*	24	3-3	0-0	4-7	4-2-6	2	1	1	0	3	10
vs. Arkansas	11/9	*	20	2-2	0-0	0-0	0-3-3	2	0	2	0	1	4
SAM HOUSTON STATE	11/12	*	24	4-5	0-0	3-6	1-3-4	5	1	0	0	1	11
TARLETON	11/17	*	26	2-4	0-0	6-6	4-4-8	1	0	0	1	2	10
vs. St. Johns	11/21	*	17	1-1	0-0	0-0	2-2-4	1	1	0	1	1	2
vs. Tennessee	11/22	*	16	1-1	0-0	0-0	3-1-4	0	0	1	0	1	2
NEW ORLEANS	11/27	*	22	1-1	0-0	0-0	3-2-5	3	0	0	1	2	2
at UCONN	12/4	*	30	1-3	0-0	1-3	4-10-14	4	0	1	0	0	3
ABILENE CHRISTIAN	12/9	*	29	4-6	0-0	5-6	2-6-8	4	2	1	0	0	13
NORFOLK STATE	12/11	*	23	6-7	0-0	4-6	1-3-4	2	0	0	1	1	16
ARLINGTON BAPTIST	12/27	*	21	4-5	0-0	2-5	3-7-10	2	0	3	3	0	10
UTAH	12/31	*	18	2-2	0-0	2-3	4-2-6	5	2	0	3	1	6
at Iowa State	1/4	*	32	5-6	0-1	3-5	5-5-10	2	1	0	1	3	13
CINCINNATI	1/7	*	26	5-9	0-0	0-0	4-3-7	2	0	2	0	0	10
at Arizona St.	1/11	*	39	6-6	0-0	0-2	6-11-17	2	0	0	1	1	12
at Arizona	1/14	*	36	2-2	0-0	4-5	1-5-6	4	2	0	1	2	8
TCU	1/19	*	25	1-2	0-0	0-0	0-3-3	1	0	0	0	0	2
KANSAS STATE	1/22	*	16	1-3	0-0	0-0	3-0-3	3	0	0	0	0	2
at Utah	1/25	*	23	1-1	0-0	0-0	2-3-5	4	1	0	1	0	2
at BYU	1/28	*	35	4-5	0-0	1-2	3-4-7	3	1	2	1	2	9
KANSAS	2/1	*	30	4-5	0-0	3-4	3-6-9	4	1	4	0	0	11
at Texas Tech	2/4	*	29	4-4	0-0	2-2	3-1-4	2	0	2	2	1	10
UCF	2/8	*	5	1-1	0-0	0-0	0-1-1	1	0	1	0	0	2
at Houston	2/10	—	—	—	—	—	—	—	—	—	—	—	—
WEST VIRGINIA	2/15	—	—	—	—	—	—	—	—	—	—	—	—
ARIZONA	2/17	—	—	—	—	—	—	—	—	—	—	—	—
at Colorado	2/22	—	—	—	—	—	—	—	—	—	—	—	—
at Cincinnati	2/25	—	—	—	—	—	—	—	—	—	—	—	—
OKLAHOMA STATE	3/1	—	—	—	—	—	—	—	—	—	—	—	—
at TCU	3/4	—	—	—	—	—	—	—	—	—	—	—	—
HOUSTON	3/8	—	—	—	—	—	—	—	—	—	—	—	—

OJIANWUNA, Josh																				
				Field Goals		3-Point		F-Throws		Rebounds									Scoring	
SEASON	TEAM	GP-GS	MIN/AVG	FG-FGA	FG%	3FG-3FGA	3FG%	FT-FTA	FT%	OFF	DEF	TOT	AVG	PF-FO	A	TO	BLK	STL	PTS	AVG
2022-23	Baylor	29-0	381/13.1	46-78	.590	0-0	.000	29-44	.659	46	55	101	3.5	55-0	7	19	11	11	121	4.2
2023-24	Baylor	35-1	542/15.5	72-98	.735	0-1	.000	29-46	.630	53	65	118	3.4	81-0	10	34	4	17	173	4.9
2024-25	Baylor	23-23	569/24.7	65-84	.774	0-1	.000	40-62	.645	61	87	148	6.4	59-2	13	19	18	21	170	7.4
TOTAL		87-24	1492/17.1	183-260	.704	0-2	.000	98-152	.645	160	207	367	4.2	195-2	30	72	33	49	464	5.3



15 — NORCHAD OMIER

F • 6-7 • 244 • 5TH • TR

BLUEFIELDS, NICARAGUA

(MIAMI PREP / ARKANSAS STATE / MIAMI)

SEASON HIGHS

Points: — 24 vs. St. John's (11/21/24)

FG: — 9 vs. St. John's (11/21/24)

FGA: — 18 vs. St. John's (11/21/24)

3FG: — 2 at Arizona St. (11/11/25), at Utah (1/25/25)

3FGA: — 7 at Iowa State (1/4/25)

FT: — 13 vs. Kansas (2/1/25)

FTA: — 14 vs. Kansas (2/1/25)

Rebounds: — 24 vs. ABU (12/27/24)

Assists: — 3; five times, last vs. Kansas St. (1/22/25)

Turnovers: — 5 vs. Sam Houston (11/12/24)

Blocks: — 3 vs. ABU (12/27/24), vs. Utah (12/31/24)

Steals: — 5 vs. Norfolk State (12/11/24)

Minutes Played: — 40 vs. St. John's (11/21/24)

CAREER HIGHS

Points: — 35 vs. ULM (3/3/22)

FG: — 15 vs. Lyon (12/21/21)

FGA: — 21 vs. ULM (3/3/22)

3FG: — 4 at North Carolina (2/26/24)

3FGA: — 9 at North Carolina (2/26/24)

FT: — 13 vs. Kansas (2/1/25)

FTA: — 14 vs. Kansas (2/1/25)

Rebounds: — 26 vs. ULM (2/3/22)

Assists: — 4 vs. Florida State (1/24/23), vs. NJIT (11/6/23) and UNC

Greensboro (11/11/22)

Turnovers: — 6 vs. Georgia Southern (11/1/22)

Blocks: — 6 vs. Air Force (12/19/21)

Steals: — 5, vs. Coastal Carolina (2/23/22), vs. Norfolk State (12/11/24)

Minutes Played: — 42 at Wake Forest (1/6/24)

MISCELLANEOUS

	2024-25	BU RECORD
Double-Figure Points:	19	15-4
Double-Figure Rebounds:	14	12-2
Double-Double	12	10-2
20+ Points:	4	2-2
Led team in Points:	12	8-4
Led team in Rebounds:	19	13-6
Led team in Blocks:	10	8-2
Led team in Bench Points:	0	0-0

OMIER NOTEBOOK

- Fifth-Year senior transfer from Miami after starting his collegiate career at Arkansas State
- With 12 rebounds against Utah he became the 13th player in NCAA history with 2,000+ points and 1,500+ boards (1/25/25)
- NCAA's active leader in career rebounds (1,556) and double-doubles (80), rebound average (10.9) and 11th in career points (2,180)
- Tied Drexel's Malik Rose for eighth in NCAA history with 80 career double-doubles, with three more, he will tie Derrick Coleman and Lionel Simmons for sixth
- His 12 double-doubles this season are the most by a BU player since **Jo Lual-Acuil** had 13 in 2017-18
- Eclipsed the 2,000 point mark with games highs in points (19) and rebounds (24) against Arlington Baptist (12/27/24)
- First player since **Terry Black** to have five double-doubles in his first seven games at Baylor
- Capped off his trip to the Baha Mar Bahamas Championship with 20 points and 10 rebounds vs. Tennessee, securing all-tournament team honors (11/22/24)
- Scored a game-high 24 points and pulled down 10 rebounds, his 3rd double-double of the season, in a thrilling double-overtime win over St. John's (11/21/24)
- Recorded his second-straight double-double with 18 points and 10 rebounds in a win over Sam Houston (11/12/24)
- With 15 points and 12 rebounds in a win over No. 16 Arkansas, Omier earned "4PT Dallas Duel" MVP honors (11/9/24)
- The first player with at least 15 points and 9 rebounds in their Baylor debut since MacCio Teague had 18 pts and 10 rebs against UCA in 2019 (11/4/24)
- Preseason All-Big 12 Second Team
- Named to the Naismith Trophy, NABC Player of the Year and Karl Malone Power Forward of the Year watch lists
- The Bluefields, Nicaragua, native is the first person from Nicaragua to receive a Division I basketball scholarship
- Named to the 2024 ALL-ACC Second Team after averaging a career-best 17.0 points and 10.0 rebounds per game
- Honored with the Skip Prosser Award for men's basketball last season, given to the top scholar-athlete in ACC men's basketball
- Was the only player in the conference to average at least 15 points and nine rebounds last year
- He was the first Hurricane since Rion Brown in 2013-14 to lead the team in points and rebounds and just the sixth to do so since 1985
- Helped Miami to its first-ever Final Four Appearance in 2023
- 2021-22 Sunbelt Player of the Year and Sunbelt Defensive Player of the Year, just the 3rd player in conference history to do that
- 2020-21 Sunbelt Freshman of the Year
- In 2020-21 he became the fourth DI freshman since 1992-93 to average at least 12.0 points and 12.0 rebounds per game, joining Kansas State's Michael Beasley (2007-08), Louisiana Tech's Paul Millsap (2003-04) and Colgate's Adonal Foyle (1994-95)
- Played for the Nicaraguan National team in 2021, where he notched six games, including four wins, during FIBA World Cup 2023 Americas Pre-Qualifiers

2024-25 GAME-BY-GAME

OPPONENT	DATE	GS	MIN	FG	3FG	FT	OR-DR-TR	PF	A	T	B	S	PTS
at Gonzaga	11/4	*	30	5-12	0-2	5-7	2-7-9	2	0	3	1	1	15
vs. Arkansas	11/9	*	29	7-10	0-1	1-2	3-9-12	4	1	0	0	0	15
SAM HOUSTON STATE	11/12	*	29	8-11	1-2	1-1	5-5-10	2	2	5	1	1	18
TARLETON	11/17	*	25	2-3	0-0	1-2	4-5-9	4	3	2	1	2	5
vs. St. Johns	11/21	*	40	9-18	0-3	6-10	4-6-10	4	3	2	1	3	24
vs. Tennessee	11/22	*	30	8-10	1-1	5-6	4-6-10	4	3	3	0	0	22
NEW ORLEANS	11/27	*	23	5-10	0-2	2-2	8-5-13	2	2	3	1	2	12
at UCONN	12/4	*	31	5-10	0-2	4-6	5-2-7	5	2	2	2	1	14
ABILENE CHRISTIAN	12/9	*	17	7-7	0-0	1-1	2-4-6	3	1	2	0	0	15
NORFOLK STATE	12/11	*	26	7-10	1-1	4-6	2-5-7	2	2	2	1	5	19
ARLINGTON BAPTIST	12/27	*	26	8-15	0-0	3-4	7-17-24	4	2	5	3	2	19
UTAH	12/31	*	29	5-7	1-3	4-4	4-10-14	3	1	3	3	2	15
at Iowa State	1/4	*	27	3-11	1-7	3-5	4-6-10	2	2	2	0	0	9
CINCINNATI	1/7	*	28	7-9	1-1	3-3	3-7-10	3	3	1	1	2	18
at Arizona St.	1/11	*	33	7-12	2-4	3-4	3-5-8	3	0	4	1	1	19
at Arizona	1/14	*	26	4-6	1-2	0-1	0-4-4	4	2	4	1	1	9
TCU	1/19	*	31	6-11	1-3	7-11	1-4-5	4	1	3	2	0	20
KANSAS STATE	1/22	*	34	1-9	1-3	0-0	6-7-13	4	3	0	1	0	3
at Utah	1/25	*	30	6-9	2-3	8-10	6-6-12	3	2	2	1	2	22
at BYU	1/28	*	36	5-12	1-5	1-4	5-3-8	5	2	4	0	1	12
KANSAS	2/1	*	33	2-8	1-4	13-14	4-12-16	4	0	4	1	1	18
at Texas Tech	2/4	*	35	5-16	0-3	6-8	4-8-12	2	1	3	1	1	16
UCF	2/8	*	36	6-10	0-0	6-6	4-8-12	4	2	2	0	1	18
at Houston	2/10	—	—	—	—	—	—	—	—	—	—	—	—
WEST VIRGINIA	2/15	—	—	—	—	—	—	—	—	—	—	—	—
ARIZONA	2/17	—	—	—	—	—	—	—	—	—	—	—	—
at Colorado	2/22	—	—	—	—	—	—	—	—	—	—	—	—
at Cincinnati	2/25	—	—	—	—	—	—	—	—	—	—	—	—
OKLAHOMA STATE	3/1	—	—	—	—	—	—	—	—	—	—	—	—
at TCU	3/4	—	—	—	—	—	—	—	—	—	—	—	—
HOUSTON	3/8	—	—	—	—	—	—	—	—	—	—	—	—

OMIER, Norchad

				Field Goals		3-Point		F-Throws		Rebounds									Scoring	
SEASON	TEAM	GP-GS	MIN/AVG	FG-FGA	FG%	3FG-3FGA	3FG%	FT-FTA	FT%	OFF	DEF	TOT	AVG	PF-FO	A	TO	BLK	STL	PTS	AVG
2020-21	ASU	23-22	614/26.7	118-219	.539	0-3	.000	53-77	.688	92	190	282	12.3	72-2	18	41	33	28	289	12.6
2021-22	ASU	29-28	839/28.9	203-321	.632	1-3	.333	113-155	.729	116	237	353	12.2	97-7	34	78	57	46	520	17.9
2022-23	UM	37-36	1067/28.8	186-324	.574	5-16	.313	109-148	.736	133	238	371	10.0	111-3	47	72	42	41	486	13.1
2023-24	UM	31-31	948/30.6	198-359	.552	24-68	.353	108-144	.750	105	204	309	10.0	91-4	38	72	24	47	528	17.0
2024-25	Baylor	23-23	683/29.7	128-236	.542	15-52	.288	86-115	.748	90	151	241	10.5	77-2	40	61	23	29	357	15.5
TOTAL FOR Baylor		23-23	683/29.7	128-236	.542	15-52	.288	86-115	.748	90	151	241	10.5	77-2	40	61	23	29	357	15.5
TOTAL		143-140	4152/29.0	833-1459	.571	45-142	.317	469-639	.734	536	1020	1556	10.9	448-18	177	324	179	191	2180	15.2



3 — JEREMY ROACH

G • 6-2 • 180 • 5TH • TR

LEESBURG, VA
(ST. PAUL IV VI / DUKE)

SEASON HIGHS

Points: — 20 vs. St. John’s (11/21/24)
FG: — 7 vs. St. John’s (11/21/24), vs. New Orleans (1/27/24)
FGA: — 18 vs. New Orleans (1/27/24)
3FG: — 4 vs. Tarleton (11/12/24)
3FGA: — 9 vs. TCU (1/19/25)
FT: — 4 at Gonzaga (11/4/24)
FTA: — 5 vs. St. John’s (11/21/24)
Rebounds: — 7 at Texas Tech (2/4/25)
Assists: — 8 vs. Sam Houston (11/12/24)
Turnovers: — 4 vs. Sam Houston (11/12/24)
Blocks: — 1 at Gonzaga (11/4/24)
Steals: — 2 vs. Utah (12/31/24)
Minutes Played: — 44 vs. St. John’s (11/21/24)

CAREER HIGHS

Points: — 23 vs. Virginia (3/11/23) and Oral Roberts (3/16/23)
FG: — 9; six times
FGA: — 20 vs. North Carolina (2/4/23)
3FG: — 5 vs. Syracuse (3/10/22)
3FGA: — 10 vs. Syracuse (3/10/22)
FT: — 9 at Notre Dame (1/6/24)
FTA: — 9; five times
Rebounds: — 8 at Georgia Tech (12/2/23)
Assists: — 11 vs. Virginia Tech (2/25/23)
Turnovers: — 5; five times
Blocks: — 2 vs. Elon (12/18/21)
Steals: — 5 vs. South Carolina (2/23/22)
Minutes Played: — 44 vs. St. John’s (11/21/24)

MISCELLANEOUS

	24-25	BU RECORD
Double-Figure Points:	10	6-4
Double-Double	0	0-0
20+ Points:	1	1-0
5+ Assists:	4	4-0
Led team in Points:	1	0-1
Led team in Rebounds:	0	0-0
Led team in Assists:	4	3-1
Led team in Bench Points:	0	0-0

ROACH NOTEBOOK

- Fifth-Year transfer point guard from Leesburg, Va., by way of Duke University
- Big 12 Preseason Newcomer of the Year and Preseason All-Big 12 Second Team
- A two-time team captain for the Blue Devils in 2022-23 and 2023-24
- Tied for a game-high 16 points to lead the Bears at Iowa State (1/5/25)
- Scored 17 points with 8 assists against UNO, his 8-0 assist-turnover ratio was his best at BU and his best since recording 8 assists and no turnovers against Hofstra last season at Duke (12/12/23)
- Hit a game-winning three-pointer as time expired to lift the Bears to a double-overtime win over No. 22 St. John’s, the first game-winning shot by a Baylor player since 2016, earning a spot on the Baha Mar Bahamas Championship All-Tournament Team (11/21/24)
- Scored in double-figures and a season-high 14 points in a 63-point win over Tarleton (11/17/24)
- Contributed 12 points and a season-high 8 assists in a 37 point win over Sam Houston (11/12/24)
- Recorded his first double-figure scoring effort in green and gold with 13 points against Arkansas (11/9/24).
- Four-year letterwinner for the Blue Devils, playing 130 career games with 108 starts, including 33 starts in 2023-24
- Eclipsed 1,000 career points in Duke’s game versus Arizona (11/10/23) and finished his senior season with 1,469 total points
- Helped Duke to an ACC regular season title (2022), the Final Four (2022) and claimed the ACC Tournament title (2023)
- Selected as the team’s most valuable player in 2022-23, Roach was an All-ACC Honorable Mention selection and made the All-ACC Tournament Team as Duke’s second-leading scorer at 13.6 points per game
- Selected to NCAA West Region All-Tournament Team in a run to the 2022 Final Four
- Averaged 11.8 points, 2.8 boards and 3.0 dimes in five NCAA Tournament games in 2022
- A five-star point guard, ranked No. 18 overall and the No. 4 point guard in ESPN 100’s rankings for the class of 2020
- Averaged 19.1 points, 6.3 rebounds, 2.8 assists and 1.9 steals per game as a senior and guided St. Paul VI HS to the VISAA D-I State Championship
- Named to the Virginia All-State Boys Basketball First Team presented by Suddenlink
- The Virginia Gatorade Player of the Year as a senior
- 2020 McDonalds All-American

2024-25 GAME-BY-GAME

OPPONENT	DATE	GS	MIN	FG	3FG	FT	OR-DR-TR	PF	A	T	B	S	PTS
at Gonzaga	11/4	*	27	2-9	1-4	4-4	0-2-2	1	3	2	1	1	9
vs. Arkansas	11/9	*	31	5-10	1-5	2-4	0-1-1	2	2	2	0	0	13
SAM HOUSTON STATE	11/12	*	30	5-9	2-5	0-0	0-2-2	2	8	4	0	0	12
TARLETON	11/17	*	29	5-11	4-8	0-0	0-2-2	0	5	2	0	1	14
vs. St. Johns	11/21	*	44	7-14	3-5	3-5	1-2-3	2	4	3	0	1	20
vs. Tennessee	11/22	*	37	4-9	0-2	0-0	1-0-1	1	3	2	0	0	8
NEW ORLEANS	11/27	*	32	7-18	2-7	1-1	0-3-3	0	8	0	0	1	17
at UCONN	12/4	*	23	1-2	2-3	2-3	0-1-1	1	0	1	0	0	9
ABILENE CHRISTIAN	12/9						DNP (Concussion Protocol)						
NORFOLK STATE	12/11						DNP (Concussion Protocol)						
ARLINGTON BAPTIST	12/27	*	25	4-9	0-2	0-0	1-1-2	1	7	2	0	2	8
UTAH	12/31	*	27	6-12	4-6	1-1	0-3-3	2	1	3	0	2	15
at Iowa State	1/4	*	37	5-14	4-7	2-2	1-0-1	3	3	0	0	1	16
CINCINNATI	1/7	*	36	3-8	0-3	0-0	0-0-0	2	4	1	0	1	6
at Arizona St.	1/11	*	38	2-11	1-6	2-5	0-2-2	3	2	2	0	1	7
at Arizona	1/14	*	32	5-9	1-2	2-2	2-1-3	4	1	0	0	1	13
TCU	1/19	*	34	4-15	3-9	0-0	1-1-2	2	2	0	0	2	11
KANSAS STATE	1/22						DNP (Concussion Protocol)						
at Utah	1/25						DNP (Concussion Protocol)						
at BYU	1/28						DNP (Concussion Protocol)						
KANSAS	2/1						DNP (Concussion Protocol)						
at Texas Tech	2/4	*	38	3-11	2-4	4-4	0-7-7	2	2	1	0	0	12
UCF	2/8	*	26	3-6	1-4	2-4	0-0-0	2	4	0	0	1	9
at Houston	2/10	—	—	—	—	—	—	—	—	—	—	—	—
WEST VIRGINIA	2/15	—	—	—	—	—	—	—	—	—	—	—	—
ARIZONA	2/17	—	—	—	—	—	—	—	—	—	—	—	—
at Colorado	2/22	—	—	—	—	—	—	—	—	—	—	—	—
at Cincinnati	2/25	—	—	—	—	—	—	—	—	—	—	—	—
OKLAHOMA STATE	3/1	—	—	—	—	—	—	—	—	—	—	—	—
at TCU	3/4	—	—	—	—	—	—	—	—	—	—	—	—
HOUSTON	3/8	—	—	—	—	—	—	—	—	—	—	—	—

ROACH, Jeremy																					
				Field Goals		3-Point		F-Throws		Rebounds										Scoring	
SEASON	TEAM	GP-GS	MIN/AVG	FG-FGA	FG%	3FG-3FGA	3FG%	FT-FTA	FT%	OFF	DEF	TOT	AVG	PF-FO	A	TO	BLK	STL	PTS	AVG	
2020-21	DU	24-18	657/27.4	78-172	.453	26-84	.310	27-40	.675	14	38	52	2.2	65-2	66	47	1	18	209	8.7	
2021-22	DU	39-27	1145/29.4	118-288	.410	39-121	.322	61-80	.763	13	81	94	2.4	86-0	123	63	4	33	336	8.6	
2022-23	DU	32-30	1062/33.2	159-373	.426	46-134	.343	71-91	.780	21	58	79	2.5	58-1	99	71	0	28	435	13.6	
2023-24	DU	35-33	1144/32.7	166-355	.468	54-126	.429	103-122	.844	21	67	88	2.5	75-1	114	49	5	39	489	14.0	
2024-25	Baylor	17-17	543/31.9	73-181	.403	28-80	.350	25-35	.714	7	28	35	2.1	30-0	59	25	1	15	199	11.7	
TOTAL FOR Baylor		17-17	543/31.9	73-181	.403	28-80	.350	25-35	.714	7	28	35	2.1	30-0	59	25	1	15	199	11.7	
TOTAL		147-125	4551/31.0	594-1369	.434	193-545	.354	287-368	.780	76	272	348	2.4	314-4	461	255	11	133	1668	11.3	



1 — ROBERT WRIGHT

G • 6-1 • 180 • FR. • HS
WILMINGTON, DEL.
(MONTVERDE ACADEMY)

SEASON/CAREER HIGHS

Points: — 24 vs. Kansas (2/1/25)
FG: — 9 at UCONN (12/4/24)
FGA: — 16 vs. Kansas (2/1/25)
3FG: — 4 vs. St. John's (11/21/24)
3FGA: — 6 vs. New Orleans (11/27/24)
FT: — 8 at Utah (1/25/25), at BYU (1/28/25)
FTA: — 8 at Utah (1/25/25), at BYU (1/28/25)
Rebounds: — 4; three times, last at BYU (1/28/25)
Assists: — 13 vs. Norfolk St. (12/11/24)
Turnovers: — 3; Seven times; last at Utah (1/25/25)
Blocks: — 1 at Arizona St. (1/11/25)
Steals: — 5 vs. TCU (1/19/25)
Minutes Played: — 39 at BYU (1/28/25) at Texas Tech (2/4/25)

MISCELLANEOUS

	2024-25	BU RECORD
Double-Figure Points:	15	10-5
Double-Double	1	1-0
20+ Points:	3	1-2
5+ Assists:	8	6-2
Led team in Points:	3	1-2
Led team in Rebounds:	0	0-0
Led team in Assists:	12	6-6
Led team in Bench Points:	12	7-5

WRIGHT NOTEBOOK

- Freshman point guard from Wilmington, Del.
- Just 11 assists shy of the Baylor freshman record held by John Lucas III (120)
- Wright was named the Big 12 Newcomer of the Week after averaging 23 points against BYU (22) and Kansas (24)
- Scoring 20 of his 24 points in the second half, helping erase Kansas' 19-point halftime lead before the 13-minute mark (2/1/25)
- Scored the final 14-points to help Baylor get to overtime and combined with VJ Edgcombe to score the team's final 25 points at BYU (1/28/25)
- Set the Baylor freshman single-game record with 13 assists to go along with 16 points against Norfolk State (12/11/24)
- Notched a career-high 22 points in 33 minutes, while leading the team in assists (4) at UConn (12/4/24)
- Established a career high with 18 points against New Orleans, his sixth game leading the team in bench points (11/27/24)
- Recorded five-straight double-figure scoring efforts to start his career, the first freshman since Kendall Brown to accomplish that (8)
- Set a career high with four threes en route to a career-high 17 points off the bench in a double-overtime win against St. John's (11/21/24)
- Tied a season-high with 12 points and set a new season high with 9 assists against Tarleton, boasting a +55 plus-minus rating, the highest by any player since Keyonte George had a +56 against Mississippi Valley in the 2022-23 season opener (11/17/24).
- With 12 points and six assists in the opener against Gonzaga, became the first Baylor freshman in the Drew Era and the first player since Manu LeCompte (2016) to notch 10+ points and 6+ assists in his debut (11/4/24)
- Played his senior season at Montverde Academy after a stellar prep career at Neumann-Goretti High School in Pennsylvania
- Helped Montverde to a 33-0 record and a Chipotle Nationals Title (Formerly GEICO Nationals)
- Was a perfect 4-for-4 from the field with nine points, leading the Eagles to a 79-63 victory over Paul VI
- Named the Gatorade Player of the Year in the Keystone State in 2022-23
- As a junior, Wright led the Saints to a 22-3 record and a berth in the Class 4A state tournament
- He averaged 23.1 points, 4.6 rebounds and 4.9 assists, helping his team reach the state championship game
- En route to a state title in 2021-22, Wright averaged 22.2 points, 5.0 rebounds, 5.0 assists and 2.4 steals
- Was named the 2022 and 2023 Class 4A Player of the Year in Pennsylvania
- MVP of both the 2023 Iolani Classic in Hawaii and the Spalding Hoophall Classic in Massachusetts.

2024-25 GAME-BY-GAME

OPPONENT	DATE	GS	MIN	FG	3FG	FT	OR-DR-TR	PF	A	T	B	S	PTS
at Gonzaga	11/4		30	6-14	0-2	0-0	1-0-1	0	6	1	0	2	12
vs. Arkansas	11/9		17	3-4	0-0	4-5	0-1-1	3	2	2	0	0	10
SAM HOUSTON STATE	11/12		24	4-10	1-3	1-1	1-2-3	2	6	1	0	0	10
TARLETON	11/17		27	3-6	2-3	4-4	1-2-3	1	9	3	0	1	12
vs. St. Johns	11/21		27	6-13	4-5	1-2	0-1-1	0	3	3	0	1	17
vs. Tennessee	11/22		22	2-6	0-1	0-0	2-1-3	0	3	3	0	0	4
NEW ORLEANS	11/27		31	7-12	3-6	1-2	0-2-2	2	4	3	0	1	18
at UCONN	12/4		33	9-14	1-3	3-5	0-1-1	3	4	0	0	1	22
ABILENE CHRISTIAN	12/9	*	31	3-8	0-1	2-3	2-0-2	1	4	2	0	0	8
NORFOLK STATE	12/11	*	35	7-10	2-4	0-0	1-3-4	1	13	1	0	2	16
ARLINGTON BAPTIST	12/27		25	5-8	1-2	2-2	1-1-2	1	9	3	0	3	13
UTAH	12/31		27	5-12	1-3	4-4	1-3-4	2	2	1	0	2	15
at Iowa State	1/4		27	1-6	1-2	1-2	0-1-1	2	1	2	0	0	10
CINCINNATI	1/7		27	2-6	0-0	3-4	0-3-3	1	2	1	0	1	7
at Arizona St.	1/11		31	3-7	1-1	2-2	0-1-1	4	2	3	1	0	9
at Arizona	1/14		34	7-14	0-3	2-3	0-1-1	1	4	1	0	1	16
TCU	1/19	*	36	3-8	0-1	0-0	0-3-3	0	8	1	0	5	6
KANSAS STATE	1/22	*	33	3-11	1-3	1-2	0-1-1	1	5	1	0	0	8
at Utah	1/25	*	35	3-11	0-4	8-8	0-2-2	2	3	3	0	1	14
at BYU	1/28	*	39	6-12	2-4	8-8	1-3-4	3	6	2	0	1	22
KANSAS	2/1	*	37	9-16	0-1	6-6	0-2-2	1	6	3	0	2	24
at Texas Tech	2/4	*	39	5-13	1-3	4-6	1-3-4	2	3	2	0	0	15
UCF	2/8	*	32	2-9	1-3	0-0	1-0-1	0	4	4	0	2	5
at Houston	2/10		—	—	—	—	—	—	—	—	—	—	—
WEST VIRGINIA	2/15		—	—	—	—	—	—	—	—	—	—	—
ARIZONA	2/17		—	—	—	—	—	—	—	—	—	—	—
at Colorado	2/22		—	—	—	—	—	—	—	—	—	—	—
at Cincinnati	2/25		—	—	—	—	—	—	—	—	—	—	—
OKLAHOMA STATE	3/1		—	—	—	—	—	—	—	—	—	—	—
at TCU	3/4		—	—	—	—	—	—	—	—	—	—	—
HOUSTON	3/8		—	—	—	—	—	—	—	—	—	—	—

WRIGHT, Robert

				Field Goals		3-Point		F-Throws		Rebounds				Scoring						
SEASON	TEAM	GP-GS	MIN/AVG	FG-FGA	FG%	3FG-3FGA	3FG%	FT-FTA	FT%	OFF	DEF	TOT	AVG	PF-FO	A	TO	BLK	STL	PTS	AVG
2024-25	Baylor	23-9	700/30.4	107-241	.444	22-62	.355	57-69	.826	13	38	51	2.2	30-0	109	46	2	27	293	12.7
TOTAL		23-9	700/30.4	107-241	.444	22-62	.355	57-69	.826	13	38	51	2.2	30-0	109	46	2	27	293	12.7



2024-25 Baylor Men's Basketball Combined Team Statistics All games

Page 1/1
as of Feb 08, 2025

Game Records

Record	Overall	Home	Away	Neutral
ALL GAMES	15-8	11-1	2-6	2-1
CONFERENCE	7-5	5-1	2-4	0-0
NON-CONFERENCE	8-3	6-0	0-2	2-1

Score by Periods

Team	1st	2nd	OT	TOT
Baylor	832	963	44	1839
Opponents	744	815	41	1600

Team Box Score

No.	Player				Total		3-Point		F-Throw		Rebounds											
		GP-GS	MIN	AVG	FG-FGA	FG%	3FG-3FGA	3FG%	FT-FTA	FT%	OFF	DEF	TOT	AVG	PF	DQ	A	TO	BLK	STL	PTS	AVG
15	OMIER, Norchad	23-23	683:27	29.7	128-236	.542	15-52	.288	86-115	.748	90	151	241	10.5	77	2	40	61	23	29	357	15.5
7	EDGECOMBE, V.J.	21-21	652:16	31.1	110-247	.445	37-96	.385	58-74	.784	38	69	107	5.1	51	0	68	40	16	47	315	15.0
1	WRIGHT, Robert	23-9	700:07	30.4	107-241	.444	22-62	.355	57-69	.826	13	38	51	2.2	30	0	109	46	2	27	293	12.7
3	ROACH, Jeremy	17-17	542:40	31.9	73-181	.403	28-80	.350	25-35	.714	7	28	35	2.1	30	0	59	25	1	15	199	11.7
2	NUNN, Jayden	23-21	699:35	30.4	76-195	.390	49-117	.419	20-31	.645	20	47	67	2.9	36	1	42	22	3	24	221	9.6
32	CELESTINE, Jalen	19-0	449:00	23.6	52-127	.409	38-98	.388	15-17	.882	19	43	62	3.3	42	2	12	14	5	10	157	8.3
13	LOVE, Langston	9-1	202:26	22.5	25-65	.385	11-37	.297	7-9	.778	8	18	26	2.9	17	0	10	7	1	5	68	7.6
17	OJIANWUNA, Josh	23-23	568:34	24.7	65-84	.774	0-1	.000	40-62	.645	61	87	148	6.4	59	2	13	19	18	21	170	7.4
5	ASEMOTA, Jason	19-0	135:26	7.1	12-38	.316	5-21	.238	2-6	.333	10	24	34	1.8	22	0	5	3	3	7	31	1.6
25	ADEGBOLA, Omar	10-0	22:03	2.2	5-9	.556	1-3	.333	1-1	1.000	2	1	3	0.3	1	0	1	1	0	0	12	1.2
22	DUBRAVCIC, Marino	9-0	22:23	2.5	3-6	.500	0-0	.000	3-4	.750	4	2	6	0.7	1	0	0	3	0	1	9	1.0
21	HUBBARD, Davidson	10-0	22:03	2.2	3-6	.500	1-3	.333	0-0	.000	1	5	6	0.6	1	0	0	1	1	0	7	0.7
Team											32	24	56					16				
Total		23	4700		659-1435	.459	207-570	.363	314-423	.742	305	537	842	36.6	367	7	359	258	73	186	1839	80.0
Opponents		23	4700		562-1286	.437	186-515	.361	290-426	.681	233	514	747	32.5	381	8	338	317	103	136	1600	69.6

Team Statistics

	BAYLOR	OPP
Scoring	1839	1600
Points per game	80.0	69.6
Scoring margin	+10.4	-
Field goals-att	659-1435	562-1286
Field goal pct	.459	.437
3 point fg-att	207-570	186-515
3-point FG pct	.363	.361
3-pt FG made per game	9.0	8.1
Free throws-att	314-423	290-426
Free throw pct	.742	.681
F-Throws made per game	13.7	12.6
Rebounds	842	747
Rebounds per game	36.6	32.5
Rebounding margin	+4.1	-
Assists	359	338
Assists per game	15.6	14.7
Turnovers	258	317
Turnovers per game	11.2	13.8
Turnover margin	+2.6	-
Assist/turnover ratio	1.4	1.1
Steals	186	136
Steals per game	8.1	5.9
Blocks	73	103
Blocks per game	3.2	4.5
Winning streak	1	-
Home win streak	3	-
Attendance	90000	100755
Home games-Avg/Game	12-7500	8-12594
Neutral site-Avg/Game	-	3-4801

Team Results

Date	Opponent		Score	Att.
11/04/2024	at Gonzaga	L	63-101	12000
11/09/2024	vs Arkansas	W	72-67	10207
11/12/2024	Sam Houston	W	104-67	7500
11/17/2024	Tarleton St.	W	104-41	7500
11/21/2024	vs St. John's (NY)	Wot2	99-98	2077
11/22/2024	vs Tennessee	L	62-77	2119
11/27/2024	New Orleans	W	91-60	7500
12/04/2024	at UConn	L	72-76	10299
12/09/2024	Abilene Christian	W	88-57	7500
12/11/2024	Norfolk St.	W	94-69	7500
12/27/2024	Arlington Baptist	W	107-53	7500
12/31/2024	Utah	W	81-56	7500
01/04/2025	at Iowa St.	L	55-74	14267
01/07/2025	Cincinnati	W	68-48	7500
01/11/2025	at Arizona St.	Wot	72-66	9449
01/14/2025	at Arizona	L	70-81	14034
01/19/2025	TCU	L	71-74	7500
01/22/2025	Kansas St.	W	70-62	7500
01/25/2025	at Utah	W	76-61	8311
01/28/2025	at BYU	Lot	89-93	17297
02/01/2025	Kansas	W	81-70	7500
02/04/2025	at Texas Tech	L	59-73	15098
02/08/2025	UCF	W	91-76	7500

2024-25 CONFERENCE STATISTICS



2024-25 Baylor Men's Basketball Combined Team Statistics In Conference games

Page 1/1
as of Feb 08, 2025

Game Records

Record	Overall	Home	Away	Neutral
ALL GAMES	7-5	5-1	2-4	0-0
CONFERENCE	7-5	5-1	2-4	0-0
NON-CONFERENCE	0-0	0-0	0-0	0-0

Score by Periods

Team	1st	2nd	OT	TOT
Baylor	377	484	22	883
Opponents	379	435	20	834

Team Box Score

No.	Player				Total		3-Point		F-Throw		Rebounds													
		GP-GS	MIN	AVG	FG-FGA	FG%	3FG-3FGA	3FG%	FT-FTA	FT%	OFF	DEF	TOT	AVG	PF	DQ	A	TO	BLK	STL	PTS	AVG		
7	EDGEcombe, V.J.	11-11	373:22	33.9	67-141	.475	25-54	.463	39-45	.867	14	34	48	4.4	33	0	34	21	3	22	198	18.0		
15	OMIER, Norchad	12-12	378:13	31.5	57-120	.475	12-38	.316	53-68	.779	44	80	124	10.3	41	1	19	32	12	12	179	14.9		
1	WRIGHT, Robert	12-7	398:12	33.2	52-136	.382	8-32	.250	39-45	.867	4	24	28	2.3	16	0	46	24	2	16	151	12.6		
3	ROACH, Jeremy	8-8	266:34	33.3	31-86	.360	14-41	.341	13-18	.722	4	14	18	2.3	20	0	19	7	0	9	89	11.1		
32	CELESTINE, Jalen	8-0	199:17	24.9	23-56	.411	16-43	.372	5-7	.714	8	26	34	4.3	14	0	3	9	1	3	67	8.4		
13	LOVE, Langston	2-0	44:30	22.3	5-16	.313	2-10	.200	4-5	.800	3	6	9	4.5	3	0	2	1	1	1	16	8.0		
2	NUNN, Jayden	12-10	378:03	31.5	29-91	.319	17-54	.315	13-19	.684	8	25	33	2.8	20	1	21	11	1	8	88	7.3		
17	OJIANWUNA, Josh	12-12	315:26	26.3	36-46	.783	0-1	.000	15-23	.652	34	44	78	6.5	33	1	8	10	11	9	87	7.3		
5	ASEMOTA, Jason	11-0	83:14	7.6	3-19	.158	2-12	.167	0-0	.000	4	12	16	1.5	19	0	4	3	3	3	8	0.7		
21	HUBBARD, Davidson	3-0	04:23	1.5	0-0	.000	0-0	.000	0-0	.000	0	1	1	0.3	1	0	0	0	0	0	0	0.0		
25	ADEGBOLA, Omar	3-0	04:23	1.5	0-0	.000	0-0	.000	0-0	.000	0	0	0	0.0	0	0	0	1	0	0	0	0.0		
22	DUBRAVCIC, Marino	3-0	04:23	1.5	0-0	.000	0-0	.000	0-0	.000	0	0	0	0.0	0	0	0	0	0	1	0	0.0		
Team											20	12	32					13						
Total		12	2450		303-711	.426	96-285	.337	181-230	.787	143	278	421	35.1	200	3	156	132	34	84	883	73.6		
Opponents		12	2450		297-683	.435	93-269	.346	147-215	.684	130	276	406	33.8	202	4	177	146	55	68	834	69.5		

Team Statistics

	BAYLOR	OPP
Scoring	883	834
Points per game	73.6	69.5
Scoring margin	+4.1	-
Field goals-att	303-711	297-683
Field goal pct	.426	.435
3 point fg-att	96-285	93-269
3-point FG pct	.337	.346
3-pt FG made per game	8.0	7.8
Free throws-att	181-230	147-215
Free throw pct	.787	.684
F-Throws made per game	15.1	12.3
Rebounds	421	406
Rebounds per game	35.1	33.8
Rebounding margin	+1.3	-
Assists	156	177
Assists per game	13.0	14.8
Turnovers	132	146
Turnovers per game	11.0	12.2
Turnover margin	+1.2	-
Assist/turnover ratio	1.2	1.2
Steals	84	68
Steals per game	7.0	5.7
Blocks	34	55
Blocks per game	2.8	4.6
Winning streak	1	-
Home win streak	3	-
Attendance	45000	78456
Home games-Avg/Game	6-7500	6-13076
Neutral site-Avg/Game	-	0-0

Team Results

Date	Opponent		Score	Att.
12/31/2024	Utah	W	81-56	7500
01/04/2025	at Iowa St.	L	55-74	14267
01/07/2025	Cincinnati	W	68-48	7500
01/11/2025	at Arizona St.	Wot	72-66	9449
01/14/2025	at Arizona	L	70-81	14034
01/19/2025	TCU	L	71-74	7500
01/22/2025	Kansas St.	W	70-62	7500
01/25/2025	at Utah	W	76-61	8311
01/28/2025	at BYU	Lot	89-93	17297
02/01/2025	Kansas	W	81-70	7500
02/04/2025	at Texas Tech	L	59-73	15098
02/08/2025	UCF	W	91-76	7500

				Total		3-Pointers		Free throws		Rebounds											
Opponent	Date	Score		FG-FGA	PCT	3FG-3FGA	PCT	FT-FTA	PCT	OFF	DEF	TOT	AVG	PF	A	TO	BLK	STL	PTS	AVG	
at Gonzaga	11/04/2024	63-101	L	23-62	.371	3-21	.143	14-20	.700	14	18	32	32.0	14	11	12	4	8	63	63.0	
vs Arkansas	11/09/2024	72-67	W	27-58	.466	7-24	.292	11-17	.647	9	23	32	32.0	16	12	8	1	6	72	67.5	
Sam Houston	11/12/2024	104-67	W	41-70	.586	14-32	.438	8-11	.727	16	26	42	35.3	16	30	15	3	9	104	79.7	
Tarleton St.	11/17/2024	104-41	W	31-60	.517	15-32	.469	27-36	.750	18	23	41	36.8	10	22	12	7	15	104	85.8	
vs St. John's (NY)	11/21/2024	99-98	Wot2	35-83	.422	15-29	.517	14-23	.609	16	25	41	37.6	18	22	15	5	11	99	88.4	
vs Tennessee	11/22/2024	62-77	L	25-59	.424	6-22	.273	6-8	.750	15	14	29	36.2	15	12	12	1	4	62	84.0	
New Orleans	11/27/2024	91-60	W	35-72	.486	15-37	.405	6-7	.857	16	21	37	36.3	13	19	6	5	10	91	85.0	
at UConn	12/04/2024	72-76	L	27-55	.491	6-17	.353	12-19	.632	13	17	30	35.5	25	9	10	2	3	72	83.4	
Abilene Christian	12/09/2024	88-57	W	35-59	.593	8-18	.444	10-16	.625	10	27	37	35.7	17	15	9	1	5	88	83.9	
Norfolk St.	12/11/2024	94-69	W	36-65	.554	9-26	.346	13-19	.684	12	22	34	35.5	12	25	8	2	16	94	84.9	
Arlington Baptist	12/27/2024	107-53	W	41-81	.506	13-27	.481	12-17	.706	23	43	66	38.3	11	26	19	8	15	107	86.9	
Utah	12/31/2024	81-56	W	28-69	.406	9-32	.281	16-18	.889	14	32	46	38.9	18	13	12	8	11	81	86.4	
at Iowa St.	01/04/2025	55-74	L	19-64	.297	7-29	.241	10-14	.714	13	22	35	38.6	16	11	8	2	9	55	84.0	
Cincinnati	01/07/2025	68-48	W	27-54	.500	5-14	.357	9-11	.818	8	21	29	37.9	13	12	11	2	6	68	82.9	
at Arizona St.	01/11/2025	72-66	Wot	25-58	.431	8-21	.381	14-21	.667	15	28	43	38.3	18	9	16	3	6	72	82.1	
at Arizona	01/14/2025	70-81	L	27-56	.482	6-20	.300	10-13	.769	7	22	29	37.7	21	11	13	2	8	70	81.4	
TCU	01/19/2025	71-74	L	25-63	.397	9-25	.360	12-18	.667	9	16	25	36.9	11	17	5	2	11	71	80.8	
Kansas St.	01/22/2025	70-62	W	21-56	.375	11-29	.379	17-21	.810	13	22	35	36.8	15	14	4	2	3	70	80.2	
at Utah	01/25/2025	76-61	W	25-57	.439	9-24	.375	17-20	.850	15	24	39	36.9	21	12	11	6	5	76	79.9	
at BYU	01/28/2025	89-93	Lot	30-60	.500	13-28	.464	16-24	.667	14	17	31	36.7	22	18	13	2	4	89	80.4	
Kansas	02/01/2025	81-70	W	25-58	.431	6-20	.300	25-28	.893	11	29	40	36.8	18	11	17	2	6	81	80.4	
at Texas Tech	02/04/2025	59-73	L	19-56	.339	5-18	.278	16-20	.800	13	28	41	37.0	12	8	12	3	4	59	79.5	
UCF	02/08/2025	91-76	W	32-60	.533	8-25	.320	19-22	.864	11	17	28	36.6	15	20	10	0	11	91	80.0	
Total		1839		659-1435	.459	207-570	.363	314-423	.742	305	537	842	36.6	367	359	258	73	186	1839	80.0	
Opponents		1600		562-1286	.437	186-515	.361	290-426	.681	233	514	747	32.5	381	338	317	103	136	1600	69.6	

Baylor Averages

Games Played	Points/game	FG Pct	3FG Pct	FT Pct	Rebounds/game	Assists/game	Turnovers/game	Assist/Turnover ratio	Steals/game	Blocks/game
23	80.0	45.9	36.3	74.2	36.6	15.6	11.2	1.4	8.1	3.2

2024-25 CATEGORY LEADERS



2024-25 Baylor Men's Basketball
Category Leaders
All games

Page 1/3
as of Feb 08, 2025

Points

##	Player	G	Pts	Pts/G
15	Omier, Norchad	23	357	15.5
7	Edgecombe, V.J.	21	315	15.0
1	Wright, Robert	23	293	12.7
2	Nunn, Jayden	23	221	9.6
3	Roach, Jeremy	17	199	11.7
17	Ojianwuna, Josh	23	170	7.4
32	Celestine, Jalen	19	157	8.3
13	Love, Langston	9	68	7.6
5	Asemota, Jason	19	31	1.6
25	Adegbola, Omar	10	12	1.2
22	Dubravcic, Marino	9	9	1.0
21	Hubbard, Davidson	10	7	0.7

Scoring Average

##	Player	G	Pts	Pts/G
15	Omier, Norchad	23	357	15.5
7	Edgecombe, V.J.	21	315	15.0
1	Wright, Robert	23	293	12.7
3	Roach, Jeremy	17	199	11.7
2	Nunn, Jayden	23	221	9.6
32	Celestine, Jalen	19	157	8.3
13	Love, Langston	9	68	7.6
17	Ojianwuna, Josh	23	170	7.4
5	Asemota, Jason	19	31	1.6
25	Adegbola, Omar	10	12	1.2
22	Dubravcic, Marino	9	9	1.0
21	Hubbard, Davidson	10	7	0.7

Field Goal Percentage

##	Player	FG	Att	Pct
17	Ojianwuna, Josh	65	84	.774
25	Adegbola, Omar	5	9	.556
15	Omier, Norchad	128	236	.542
22	Dubravcic, Marino	3	6	.500
21	Hubbard, Davidson	3	6	.500
7	Edgecombe, V.J.	110	247	.445
1	Wright, Robert	107	241	.444
32	Celestine, Jalen	52	127	.409
3	Roach, Jeremy	73	181	.403
2	Nunn, Jayden	76	195	.390
13	Love, Langston	25	65	.385
5	Asemota, Jason	12	38	.316

Field Goal Attempts

##	Player	G	Att	Att/G
7	Edgecombe, V.J.	21	247	11.8
1	Wright, Robert	23	241	10.5
15	Omier, Norchad	23	236	10.3
2	Nunn, Jayden	23	195	8.5
3	Roach, Jeremy	17	181	10.6

Field Goals Made

##	Player	G	Made	Made/G
15	Omier, Norchad	23	128	5.6
7	Edgecombe, V.J.	21	110	5.2
1	Wright, Robert	23	107	4.7
2	Nunn, Jayden	23	76	3.3
3	Roach, Jeremy	17	73	4.3

3-Point FG Percentage

##	Player	3FG	Att	Pct
2	Nunn, Jayden	49	117	.419
32	Celestine, Jalen	38	98	.388
7	Edgecombe, V.J.	37	96	.385
1	Wright, Robert	22	62	.355
3	Roach, Jeremy	28	80	.350
25	Adegbola, Omar	1	3	.333
21	Hubbard, Davidson	1	3	.333
13	Love, Langston	11	37	.297
15	Omier, Norchad	15	52	.288
5	Asemota, Jason	5	21	.238

3-Point FG Attempts

##	Player	G	Att	Att/G
2	Nunn, Jayden	23	117	5.1
32	Celestine, Jalen	19	98	5.2
7	Edgecombe, V.J.	21	96	4.6
3	Roach, Jeremy	17	80	4.7
1	Wright, Robert	23	62	2.7

3-Point FG Made

##	Player	G	Made	Made/G
2	Nunn, Jayden	23	49	2.1
32	Celestine, Jalen	19	38	2.0
7	Edgecombe, V.J.	21	37	1.8
3	Roach, Jeremy	17	28	1.6
1	Wright, Robert	23	22	1.0



2024-25 Baylor Men's Basketball
Category Leaders
All games

Page 2/3
as of Feb 08, 2025

Free Throw Percentage

##	Player	Made	Att	Pct
25	Adegbola, Omar	1	1	1.000
32	Celestine, Jalen	15	17	.882
1	Wright, Robert	57	69	.826
7	Edgecombe, V.J.	58	74	.784
13	Love, Langston	7	9	.778
22	Dubravcic, Marino	3	4	.750
15	Omier, Norchad	86	115	.748
3	Roach, Jeremy	25	35	.714
2	Nunn, Jayden	20	31	.645
17	Ojianwuna, Josh	40	62	.645
5	Asemota, Jason	2	6	.333

Free Throw Attempts

##	Player	G	Att	Att/G
15	Omier, Norchad	23	115	5.0
7	Edgecombe, V.J.	21	74	3.5
1	Wright, Robert	23	69	3.0
17	Ojianwuna, Josh	23	62	2.7
3	Roach, Jeremy	17	35	2.1

Free Throws Made

##	Player	G	Made	Made/G
15	Omier, Norchad	23	86	3.7
7	Edgecombe, V.J.	21	58	2.8
1	Wright, Robert	23	57	2.5
17	Ojianwuna, Josh	23	40	1.7
3	Roach, Jeremy	17	25	1.5

Rebounds

##	Player	G	Reb	Reb/G
15	Omier, Norchad	23	241	10.5
17	Ojianwuna, Josh	23	148	6.4
7	Edgecombe, V.J.	21	107	5.1
2	Nunn, Jayden	23	67	2.9
32	Celestine, Jalen	19	62	3.3

Assists

##	Player	G	Ast	Ast/G
1	Wright, Robert	23	109	4.7
7	Edgecombe, V.J.	21	68	3.2
3	Roach, Jeremy	17	59	3.5
2	Nunn, Jayden	23	42	1.8
15	Omier, Norchad	23	40	1.7

Rebounds Average

##	Player	G	Reb	Reb/G
15	Omier, Norchad	23	241	10.5
17	Ojianwuna, Josh	23	148	6.4
7	Edgecombe, V.J.	21	107	5.1
32	Celestine, Jalen	19	62	3.3
2	Nunn, Jayden	23	67	2.9

Steals

##	Player	G	Stl	Stl/G
7	Edgecombe, V.J.	21	47	2.2
15	Omier, Norchad	23	29	1.3
1	Wright, Robert	23	27	1.2
2	Nunn, Jayden	23	24	1.0
17	Ojianwuna, Josh	23	21	0.9

Offensive Rebounds

##	Player	G	OReb	OReb/G
15	Omier, Norchad	23	90	3.9
17	Ojianwuna, Josh	23	61	2.7
7	Edgecombe, V.J.	21	38	1.8
2	Nunn, Jayden	23	20	0.9
32	Celestine, Jalen	19	19	1.0

Blocked Shots

##	Player	G	Blk	Blk/G
15	Omier, Norchad	23	23	1.0
17	Ojianwuna, Josh	23	18	0.8
7	Edgecombe, V.J.	21	16	0.8
32	Celestine, Jalen	19	5	0.3
2	Nunn, Jayden	23	3	0.1

Defensive Rebounds

##	Player	G	DReb	DReb/G
15	Omier, Norchad	23	151	6.6
17	Ojianwuna, Josh	23	87	3.8
7	Edgecombe, V.J.	21	69	3.3
2	Nunn, Jayden	23	47	2.0
32	Celestine, Jalen	19	43	2.3

Minutes

##	Player	G	Min	Min/G
1	Wright, Robert	23	700	30:26
2	Nunn, Jayden	23	700	30:25
15	Omier, Norchad	23	683	29:43
7	Edgecombe, V.J.	21	652	31:04
17	Ojianwuna, Josh	23	569	24:43

THE LAST TIME ...

THE LAST TIME A BAYLOR TEAM...

Shot 65 pct from floor	67.2 (41-61) vs. MVSU (12/22/23)
Shot 60 pct from floor	67.2 (41-61) vs. MVSU (12/22/23)
Shot less than 30 pct from floor	29.6 (21-71) at Kansas (2/5/22)
Shot 65 pct from 3FG	69.2 (9-13) vs. Texas (3/4/24)
Shot 60 pct from 3FG	69.2 (9-13) vs. Texas (3/4/24)
Shot less than 15 pct from 3FG	143 (3-21) at Gonzaga (1/14/24)
Shot less than 10 pct from 3FG	.000 (0-9) vs. Gardner-Webb (11/12/23)
Made 15 3-point field goals	15 vs. New Orleans (11/27/24)
Failed to make a 3FG	0-9 vs. Gardner-Webb (11/12/23)
Shot 95 pct from FT line	100.0 (7-7) vs. Villanova (12/12/21)
Shot 90 pct from FT line	92.3 (12-13) vs. Iowa State (3/9/23)
Shot less than 40 pct from FT line	37.5 (6-16) at Kansas (2/27/21)
Had 60 Rebounds	66 vs. Arlington Baptist (12/27/24)
Had 55 Rebounds	58 vs. Savannah State (12/17/17)
Had 50 Rebounds	50 vs. Northwestern State (12/2/23)
Had 25 Offensive Rebounds	26 vs. Kansas (1/12/19)
Had 20 Offensive Rebounds	23 at Kansas State (12/27/24)
Had 40 Defensive Rebounds	43 vs. Arlington Baptist (12/27/24)
Had 30 Assists	30 vs. Sam Houston (11/12/24)
Had 25 Assists	26 vs. Arlington Baptist (12/27/24)
Had 25 Turnovers	29 at West Virginia (1/10/17)
Had 20 Turnovers	21 at Kansas (2/10/24)
Had fewer than 6 Turnovers	5 vs. TCU (1/19/25)
Had fewer than 5 Turnovers	4 vs. Kansas State (1/22/25)
Had fewer than 4 Turnovers	3 at Texas Tech (1/17/23)
Had 0 Live-Ball Turnovers	vs. Wisconsin (3/21/21)
Had 17 Steals	21 vs. Central Arkansas (11/17/21)
Had 15 Steals	15 vs. Arlington Baptist (12/27/24)
Had 12 Blocked Shots	12 vs. Louisiana-Lafayette (11/28/20)
Had 10 Blocked Shots	10 vs. TCU (2/2/19)
Had no Blocked Shots	vs. UCF (2/8/25)
Had two 20-point scorers	VJ Edgecombe (28), Robert Wright (22) at BYU (1/28/25)
Had two 25-point scorers	Jo Lual-Acuil Jr. (31), Manu Lecomte (25) vs. Savannah State (12/17/17)
Had seven double-figure scorers	vs. Arlington Baptist (12/27/24)
Had six double-figure scorers	vs. St. John's (11/21/24)
Had all five starters score in double figures	vs. Sam Houston (11/12/24)
Had all five starters score 15+ points	vs. Central Arkansas (11/10/17)
Had three reserves score in double figures	vs. UCF (2/8/25)
Had no players score in double figures	vs. Texas A&M (3/5/08)
Had no starters score in double figures	at Kansas State (3/3/18)
Had zero bench points	at Texas Tech (2/4/25)
Had four players score 15+ points	vs. Utah (12/31/24)
Had five players score 15+ points	vs. Central Arkansas (11/10/17)
Had four players score 18+ points	vs. Savannah State (12/17/17)
Had four players with 5+ assists	vs. Savannah State (12/17/17)
Had two double-doubles	Norchad Omier (19p/24r), Josh Ojiamwuna (10p/10r) vs. ABU (12/27/24)
Had two double-figure rebounders	Norchad Omier (19p/24r), Josh Ojiamwuna (10p/10r) vs. ABU (12/27/24)
Scored 50-plus points in first half	50 vs. Arlington Baptist (12/27/24)
Scored 50-plus points in first half on road	56 at Kansas State (12/19/20)
Scored 50-plus points in second half	51 at Arizona (1/14/25)
Scored 50-plus points in both halves	vs. Arlington Baptist (12/27/24)
Scored 60-plus points in first half	61 vs. Mississippi Valley (1/17/22)
Scored 60-plus points in second half	60 vs. Kansas (2/1/25)
Scored fewer than 20 points in 1st half	19 at Arizona (1/14/25)
Scored fewer than 20 points in 2nd half	19 vs. Butler (12/20/19)
Never trailed in a game	vs. Utah (12/31/24)
Came back from a 20-point deficit	vs. Kansas, trailed 38-17, won 81-70 (2/1/25)
Overcame a 20-point deficit to win	vs. Kansas, trailed 38-17, won 81-70 (2/1/25)
Overcame a 15-pt deficit with less than 10 min left to win	vs. Texas, trailed 55-36, won 84-83 (2/27/19)
Overcame a 15-point deficit to win	vs. St. John's, trailed 39-21, won 99-98 (11/21/24)
Overcame a 19-point halftime deficit to win	vs. Kansas, trailed 40-21, won 81-70 (2/1/25)
Overcame a 15-point halftime deficit to win	vs. Louisville, trailed 39-24, won 66-63 (11/25/16)
Overcame a 10-point halftime deficit to win	vs. St. John's, trailed 44-30, won 99-98 (11/21/24)
Overcame a 10-point 2nd half deficit to win at home	vs. Kansas St., trailed 40-28, won 70-62 (1/22/25)
Overcame a 10-point 2nd half deficit to win on the road	at TCU, trailed 56-46, won 72-68 (2/11/23)
Won an OT game	72-66 at Arizona State (1/11/25)
Lost an OT game	89-93 at BYU (1/28/25)
Won a 2OT game	99-98 vs. St. John's (11/21/24)
Lost a 2OT game	84-91 to Colorado (3/13/08)
Won a 3OT game	Never
Lost a 3OT game	102-105 vs TCU (1/27/24)
Won a 4OT game	96-95 vs. North Texas (12/17/88)
Won a 5OT game	116-110 at Texas A&M (1/23/08)

THE LAST TIME AN OPPOSING PLAYER

Scored 35 Points	Brandon Clarke (36) vs. Gonzaga (3/23/19)
Scored 30 Points	Max Abmas (33) vs. Texas (3/4/24)
Had 20 Rebounds	Jamahl Mosley (20) vs. Colorado [Kansas City] (3/8/01)
Had 15 Rebounds	Ernest Udeh (15) vs. TCU (1/19/25)
Had 10 Assists	Ryan Nembhard (11) at Gonzaga (1/14/24)
Had 9 Turnovers	Vasean Allette (9) vs. TCU (1/19/25)
Had 8 Turnovers	Trae Young (8) vs. Oklahoma (2/27/18)
Had 8 Blocked Shots	Sagaba Konate (9) vs. West Virginia (2/20/18)
Had 7 Blocked Shots	doka Azubuike (7) at Kansas (1/11/20)
Had 5 Steals	J'Wan Roberts (6) vs. Houston (2/24/24)
Had 6 Steals	J'Wan Roberts (6) vs. Houston (2/24/24)

TIME A BAYLOR PLAYER...

Recorded a Triple-Double (Pts/Reb/Ast)	Kenny Chery (20/10/12) vs. Kansas State (2/15/14)
Recorded a Triple-Double (Pts/Reb/Blk)	Ekpe Udoh (18/17/10) vs. Morgan State (1/6/10)
Recorded a Double-Double Before Halftime	Norchad Omier (13p/11r) vs. Arlington Baptist (12/27/24)
Scored 40 Points	Makai Mason (40) vs. TCU (2/2/19)
Scored 30 Points	VJ Edgecombe (30) vs. Kansas St. (1/22/25)
Scored 30 Points in a Road Game	Keyonte George (32) at WVU (1/11/23)
Scored 20 Points in a 1st Half	Jayden Nunn (20) vs. New Orleans (11/27/24)
Scored 20 Points in a 2nd Half	Robert Wright (20) vs. Kansas (2/1/25)
Scored 30 Points off the Bench	Nuni Omot (30) at Kansas State (3/3/18)
Scored 25 Points off the Bench	Terry Maston (26) vs. Mississippi State (3/18/18)
Scored 20 Points off the Bench	Langston Love (24) at UCF (1/31/24)
Made 5+ 3-pointers in a 1st Half	Jayden Nunn (6-7) 1st half vs. New Orleans (11/27/24)
Made 6+ 3-pointers in a 1st Half	Jayden Nunn (6-7) 1st half vs. New Orleans (11/27/24)
Made 5+ 3-pointers in a 2nd Half	Langston Love (5-6) vs. Nicholls (11/28/23)
Made 7+ 3-pointers in a 2nd Half	Maclo Teague (7-8) vs. Texas Tech (3/7/21)
Had 20 Rebounds	Norchad Omier (24) vs. Arlington Baptist (12/27/24)
Had 15 Rebounds	Norchad Omier (16) vs. Kansas (2/1/25)
Had 8+ Offensive Rebounds	Norchad Omier (8) vs. New Orleans (11/27/24)
Had 9+ Offensive Rebounds	Mark Vital (9) at Arizona (12/15/18)
Had 14 Rebounds in a Half	Johnathan Motley (14 in 2nd half) vs. Texas (11/17/17)
Had 13 Rebounds in a Half	Norchad Omier (13 in 2nd half) vs. Arlington Baptist (12/27/24)
Had 13 Assists	Robert Wright (13) vs. Norfolk State (12/11/24)
Had 12 Assists	Dale Bonner (12) vs. McNeese (11/23/22)
Had 11+ Assists	Dale Bonner (12) vs. McNeese (11/23/22)
Had 10+ Assists and 0 Turnovers	Adam Flagler (11 AST/0 TO) vs. Northwestern State (12/28/21)
Had 6 Blocked Shots	Freddie Gillespie (6) vs. TCU (2/1/20)
Had 7 Blocked Shots	Jo Lual-Acuil Jr. (7) vs. Oklahoma (2/21/17)
Had 6 Steals	RayJ Dennis (6) vs. John Brown (11/12/23)
Had 7 Steals	Lester Medford (7) vs. Savannah State (11/23/15)
Played 40+ Minutes	VJ Edgecombe (43), Jayden Nunn (41) at BYU (1/28/25)
Played 45+ Minutes	RayJ Dennis (50) vs. TCU (1/27/24)
Made a Game-Winning Shot	Jeremy Roach (3FG) vs. St. John's, 99-98 2OT (11/21/24)
Made a Game-Winning Shot in Final 10 Seconds	Jayden Nunn vs. ISU, 70-68 (2/3/24)
Made a Game-Winning Shot at Buzzer	Jeremy Roach (3FG) vs. St. John's, 99-98 2OT (11/21/24)
Made a Game-Winning FT in Final 10 Seconds	Mario Kegler vs. Texas, 84-83 OT (2/29/19)

THE LAST TIME A BAYLOR OPPONENT...

Scored 100 Points	101 at Gonzaga (1/14/24)
Scored 90 Points	93 vs. BYU (1/28/25)
Scored Fewer than 50 Points at Home	49 at TCU (1/9/21)
Scored Fewer than 50 Points on the Road	48 vs. Cincinnati (12/7/25)
Scored Fewer than 40 Points	36 vs. Villanova (12/12/21)
Shot 65 pct from floor	66.1 (39-59) at Oklahoma (2/26/05)
Shot 60 pct from floor	63.3 (31-49) vs. Mich. State (12/16/23)
Shot less than 25 pct from floor	22.2 (12-52) vs. Villanova (12/12/21)
Shot 55 pct from 3FG	58.3 (14-24) vs. St. John's (1/12/24)
Shot less than 15 pct from 3FG	11.1 (2-18) vs. Nicholls (12/28/22)
Made 15 3-point field goals	15 vs. Texas (2/27/19)
Shot 95 pct from FT line (min. 10 FTs)	100.0 (22-22) vs. Creighton (3/19/23)
Shot less than 40 pct from FT line	14.3 (1-7) at UCF (1/31/24)
Had 50 Rebounds	62 vs. Wake Forest [Anaheim] (11/30/08)
Had fewer than 20 Rebounds	18 vs. Tarleton (1/4/22)
Had 20 Offensive Rebounds	21 vs. Iowa State (3/9/23)
Had 25 Assists	25 at Gonzaga (1/24/24)
Had 25 Turnovers	28 at Tarleton (11/17/24)
Had fewer than 5 Turnovers	4 at Kansas (2/18/23)
Had 13 Steals	14 vs. Houston (2/24/24)
Had 0 Steals	vs. Wisconsin (3/21/21)
Had 12+ Blocked Shots	13 vs. West Virginia (2/20/18)
Had 10+ Blocked Shots	10 at Kansas (1/11/20)
Had no Blocked Shots	vs. MVSU (12/22/23)
Had two 20-point scorers	Hunter Dickinson (20), Kevin McCullar Jr. (20) vs. Kansas (3/2/24)
Had three 20-point scorers	Abdel Nader (26), Georges Niang (24), Monte Morris (20) vs. Iowa State (2/16/16)
Had five double-figure scorers	at Gonzaga (11/4/24)
Had four 15+ point scorers	vs. TCU (1/27/24)
Had no double-figure scorers	vs. Iowa State (1/15/20)
Had two double-figure rebounders	David McCormack (13), Christian Braun (10) vs. Kansas (2/26/22)
Scored 50-plus points in 1st half	51 at Marquette (11/29/22)
Scored 50-plus points in 2nd half	52 at Gonzaga (1/14/24)
Scored 20 points or fewer in 1st half at home	16 at Texas (2/8/20)
Scored 20 points or fewer in 1st half on road	20 at Arizona St. (1/11/25)
Scored 20 points or fewer in 2nd half	20 vs. Stanford (11/20/21)
Failed to make a 3FG	vs. Oklahoma, 0-12 (2/25/12)

2024-25 TEAM SUPERLATIVES



2024-25 Baylor Men's Basketball
Team High/Low Analysis
All games

Page 1/4
as of Feb 08, 2025

Baylor - Game Highs

POINTS	107	Arlington Baptist (12/27/2024)
	104	Tarleton St. (11/17/2024)
	104	Sam Houston (11/12/2024)
	99	vs St. John's (NY) (N) (11/21/2024)
	94	Norfolk St. (12/11/2024)
FIELD GOALS MADE	41	Arlington Baptist (12/27/2024)
	41	Sam Houston (11/12/2024)
FIELD GOAL ATTEMPTS	83	vs St. John's (NY) (N) (11/21/2024)
	81	Arlington Baptist (12/27/2024)
FIELD GOAL PERCENTAGE	.593 (35-59)	Abilene Christian (12/09/2024)
	.586 (41-70)	Sam Houston (11/12/2024)
3 PT FG MADE	15	New Orleans (11/27/2024)
	15	vs St. John's (NY) (N) (11/21/2024)
	15	Tarleton St. (11/17/2024)
3 PT FG ATTEMPTS	37	New Orleans (11/27/2024)
	32	Utah (12/31/2024)
	32	Tarleton St. (11/17/2024)
	32	Sam Houston (11/12/2024)
3 PT FG PERCENTAGE	.517 (15-29)	vs St. John's (NY) (N) (11/21/2024)
	.481 (13-27)	Arlington Baptist (12/27/2024)
FREE THROWS MADE	27	Tarleton St. (11/17/2024)
	25	Kansas (02/01/2025)
FREE THROW ATTEMPTS	36	Tarleton St. (11/17/2024)
	28	Kansas (02/01/2025)
FREE THROW PERCENTAGE	.893 (25-28)	Kansas (02/01/2025)
	.889 (16-18)	Utah (12/31/2024)
REBOUNDS	66	Arlington Baptist (12/27/2024)
	46	Utah (12/31/2024)
ASSISTS	30	Sam Houston (11/12/2024)
	26	Arlington Baptist (12/27/2024)
STEALS	16	Norfolk St. (12/11/2024)
	15	Arlington Baptist (12/27/2024)
	15	Tarleton St. (11/17/2024)
BLOCKED SHOTS	8	Utah (12/31/2024)
	8	Arlington Baptist (12/27/2024)
TURNOVERS	19	Arlington Baptist (12/27/2024)
	17	Kansas (02/01/2025)
FOULS	25	at UConn (12/04/2024)
	23	at BYU (01/28/2025)

2024-25 TEAM SUPERLATIVES



2024-25 Baylor Men's Basketball
Team High/Low Analysis
All games

Page 3/4
as of Feb 08, 2025

Baylor - Game Lows

POINTS	55		at Iowa St. (01/04/2025)
	59		at Texas Tech (02/04/2025)
	62		vs Tennessee (N) (11/22/2024)
	63		at Gonzaga (11/04/2024)
	68		Cincinnati (01/07/2025)
FIELD GOALS MADE	19		at Texas Tech (02/04/2025)
	19		at Iowa St. (01/04/2025)
FIELD GOAL ATTEMPTS	54		Cincinnati (01/07/2025)
	55		at UConn (12/04/2024)
FIELD GOAL PERCENTAGE	.297	(19-64)	at Iowa St. (01/04/2025)
	.339	(19-56)	at Texas Tech (02/04/2025)
3 PT FG MADE	3		at Gonzaga (11/04/2024)
	5		at Texas Tech (02/04/2025)
	5		Cincinnati (01/07/2025)
3 PT FG ATTEMPTS	14		Cincinnati (01/07/2025)
	17		at UConn (12/04/2024)
3 PT FG PERCENTAGE	.143	(3-21)	at Gonzaga (11/04/2024)
	.241	(7-29)	at Iowa St. (01/04/2025)
FREE THROWS MADE	6		New Orleans (11/27/2024)
	6		vs Tennessee (N) (11/22/2024)
FREE THROW ATTEMPTS	7		New Orleans (11/27/2024)
	8		vs Tennessee (N) (11/22/2024)
FREE THROW PERCENTAGE	.609	(14-23)	vs St. John's (NY) (N) (11/21/2024)
	.625	(10-16)	Abilene Christian (12/09/2024)
REBOUNDS	25		TCU (01/19/2025)
	28		UCF (02/08/2025)
ASSISTS	8		at Texas Tech (02/04/2025)
	9		at Arizona St. (01/11/2025)
	9		at UConn (12/04/2024)
STEALS	3		Kansas St. (01/22/2025)
	3		at UConn (12/04/2024)
BLOCKED SHOTS	0		UCF (02/08/2025)
	1		Abilene Christian (12/09/2024)
	1		vs Tennessee (N) (11/22/2024)
	1		vs Arkansas (N) (11/09/2024)
TURNOVERS	4		Kansas St. (01/22/2025)
	5		TCU (01/19/2025)
FOULS	10		Tarleton St. (11/17/2024)
	11		TCU (01/19/2025)
	11		Arlington Baptist (12/27/2024)

2024-25 OPPONENT SUPERLATIVES



2024-25 Baylor Men's Basketball
Team High/Low Analysis
All games

Page 2/4
as of Feb 08, 2025

Opponent - Game Highs

POINTS	101		at Gonzaga (11/04/2024)
	98		vs St. John's (NY) (N) (11/21/2024)
	93		at BYU (01/28/2025)
	81		at Arizona (01/14/2025)
	77		vs Tennessee (N) (11/22/2024)
FIELD GOALS MADE	40		at Gonzaga (11/04/2024)
	34		vs St. John's (NY) (N) (11/21/2024)
FIELD GOAL ATTEMPTS	71		at Gonzaga (11/04/2024)
	68		at Texas Tech (02/04/2025)
	68		Arlington Baptist (12/27/2024)
FIELD GOAL PERCENTAGE	.563	(40-71)	at Gonzaga (11/04/2024)
	.552	(32-58)	at BYU (01/28/2025)
3 PT FG MADE	14		vs St. John's (NY) (N) (11/21/2024)
	13		at Gonzaga (11/04/2024)
3 PT FG ATTEMPTS	31		at Gonzaga (11/04/2024)
	30		Utah (12/31/2024)
3 PT FG PERCENTAGE	.583	(14-24)	vs St. John's (NY) (N) (11/21/2024)
	.556	(10-18)	Norfolk St. (12/11/2024)
FREE THROWS MADE	26		at UConn (12/04/2024)
	21		at BYU (01/28/2025)
FREE THROW ATTEMPTS	33		at UConn (12/04/2024)
	28		vs St. John's (NY) (N) (11/21/2024)
FREE THROW PERCENTAGE	.889	(16-18)	UCF (02/08/2025)
	.824	(14-17)	vs Arkansas (N) (11/09/2024)
REBOUNDS	46		at Gonzaga (11/04/2024)
	42		at Iowa St. (01/04/2025)
ASSISTS	24		at Gonzaga (11/04/2024)
	22		vs St. John's (NY) (N) (11/21/2024)
STEALS	12		Arlington Baptist (12/27/2024)
	9		at BYU (01/28/2025)
	9		vs St. John's (NY) (N) (11/21/2024)
BLOCKED SHOTS	11		vs St. John's (NY) (N) (11/21/2024)
	8		at UConn (12/04/2024)
TURNOVERS	28		Tarleton St. (11/17/2024)
	20		Norfolk St. (12/11/2024)
FOULS	26		Tarleton St. (11/17/2024)
	20		UCF (02/08/2025)

2024-25 OPPONENT SUPERLATIVES



2024-25 Baylor Men's Basketball
Team High/Low Analysis
All games

Page 4/4
as of Feb 08, 2025

Opponent - Game Lows

POINTS	41		Tarleton St. (11/17/2024)
	48		Cincinnati (01/07/2025)
	53		Arlington Baptist (12/27/2024)
	56		Utah (12/31/2024)
	57		Abilene Christian (12/09/2024)
FIELD GOALS MADE	15		Tarleton St. (11/17/2024)
	17		Cincinnati (01/07/2025)
FIELD GOAL ATTEMPTS	39		Tarleton St. (11/17/2024)
	46		at UConn (12/04/2024)
	46		vs Tennessee (N) (11/22/2024)
FIELD GOAL PERCENTAGE	.279	(19-68)	Arlington Baptist (12/27/2024)
	.318	(21-66)	Utah (12/31/2024)
3 PT FG MADE	2		Abilene Christian (12/09/2024)
	5		at Utah (01/25/2025)
	5		Arlington Baptist (12/27/2024)
	5		Tarleton St. (11/17/2024)
	5		vs Arkansas (N) (11/09/2024)
3 PT FG ATTEMPTS	14		at Arizona (01/14/2025)
	14		Abilene Christian (12/09/2024)
	14		Tarleton St. (11/17/2024)
3 PT FG PERCENTAGE	.143	(2-14)	Abilene Christian (12/09/2024)
	.217	(5-23)	at Utah (01/25/2025)
	.217	(5-23)	Arlington Baptist (12/27/2024)
FREE THROWS MADE	5		Kansas St. (01/22/2025)
	5		Sam Houston (11/12/2024)
FREE THROW ATTEMPTS	9		Kansas St. (01/22/2025)
	9		Sam Houston (11/12/2024)
FREE THROW PERCENTAGE	.500	(6-12)	Cincinnati (01/07/2025)
	.538	(7-13)	Utah (12/31/2024)
REBOUNDS	18		Tarleton St. (11/17/2024)
	21		Sam Houston (11/12/2024)
ASSISTS	9		Arlington Baptist (12/27/2024)
	10		Abilene Christian (12/09/2024)
STEALS	2		Kansas St. (01/22/2025)
	2		New Orleans (11/27/2024)
BLOCKED SHOTS	2		at BYU (01/28/2025)
	2		Norfolk St. (12/11/2024)
	2		New Orleans (11/27/2024)
	2		Sam Houston (11/12/2024)
TURNOVERS	7		at UConn (12/04/2024)
	8		at Texas Tech (02/04/2025)
FOULS	10		New Orleans (11/27/2024)
	12		Cincinnati (01/07/2025)
	12		Arlington Baptist (12/27/2024)

2024-25 BAYLOR INDIVIDUAL SUPERLATIVES



2024-25 Baylor Men's Basketball
Player Highs Analysis
All games

Page 1/4
as of Feb 08, 2025

Baylor - Individual Game Highs

POINTS	30		V.J. Edgecombe vs Kansas St. (01/22/2025)
	28		V.J. Edgecombe at BYU (01/28/2025)
	24		Robert Wright vs Kansas (02/01/2025)
	24		Norchad Omier vs St. John's (NY) (N) (11/21/2024)
	23		Jayden Nunn vs New Orleans (11/27/2024)
FIELD GOALS MADE	9		Robert Wright vs Kansas (02/01/2025)
	9		V.J. Edgecombe at BYU (01/28/2025)
	9		Robert Wright at UConn (12/04/2024)
	9		Norchad Omier vs St. John's (NY) (N) (11/21/2024)
FIELD GOAL ATTEMPTS	18		V.J. Edgecombe at Utah (01/25/2025)
	18		Jeremy Roach vs New Orleans (11/27/2024)
	18		Norchad Omier vs St. John's (NY) (N) (11/21/2024)
FIELD GOAL PERCENTAGE (min 5 made)	1.000	(7-7)	Norchad Omier vs Abilene Christian (12/09/2024)
	1.000	(6-6)	Josh Ojianwuna at Arizona St. (01/11/2025)
3 PT FG MADE	7		Jayden Nunn vs New Orleans (11/27/2024)
	6		V.J. Edgecombe at BYU (01/28/2025)
3 PT FG ATTEMPTS	10		Jayden Nunn vs New Orleans (11/27/2024)
	9		Jeremy Roach vs TCU (01/19/2025)
3 PT FG PERCENTAGE (min 2 made)	1.000	(4-4)	Jayden Nunn vs Abilene Christian (12/09/2024)
	.800	(4-5)	Jalen Celestine vs St. John's (NY) (N) (11/21/2024)
	.800	(4-5)	Robert Wright vs St. John's (NY) (N) (11/21/2024)
FREE THROWS MADE	13		Norchad Omier vs Kansas (02/01/2025)
	11		V.J. Edgecombe vs Kansas St. (01/22/2025)
FREE THROW ATTEMPTS	14		Norchad Omier vs Kansas (02/01/2025)
	12		V.J. Edgecombe vs Kansas St. (01/22/2025)
FREE THROW PERCENTAGE (min 3 made)	1.000	(8-8)	Robert Wright at BYU (01/28/2025)
	1.000	(8-8)	Robert Wright at Utah (01/25/2025)
	1.000	(6-6)	Norchad Omier vs UCF (02/08/2025)
	1.000	(6-6)	Robert Wright vs Kansas (02/01/2025)
	1.000	(6-6)	Josh Ojianwuna vs Tarleton St. (11/17/2024)
	1.000	(5-5)	V.J. Edgecombe vs TCU (01/19/2025)
	1.000	(5-5)	Jayden Nunn at Arizona St. (01/11/2025)
	1.000	(4-4)	V.J. Edgecombe vs UCF (02/08/2025)
	1.000	(4-4)	Jeremy Roach at Texas Tech (02/04/2025)
	1.000	(4-4)	Norchad Omier vs Utah (12/31/2024)
	1.000	(4-4)	Robert Wright vs Utah (12/31/2024)
	1.000	(4-4)	Jalen Celestine vs Tarleton St. (11/17/2024)
	1.000	(4-4)	Robert Wright vs Tarleton St. (11/17/2024)
	1.000	(4-4)	Jeremy Roach at Gonzaga (11/04/2024)
	1.000	(3-3)	Jayden Nunn vs UCF (02/08/2025)
	1.000	(3-3)	Norchad Omier vs Cincinnati (01/07/2025)
REBOUNDS	24		Norchad Omier vs Arlington Baptist (12/27/2024)
	17		Josh Ojianwuna at Arizona St. (01/11/2025)
ASSISTS	13		Robert Wright vs Norfolk St. (12/11/2024)
	9		Robert Wright vs Arlington Baptist (12/27/2024)
	9		Robert Wright vs Tarleton St. (11/17/2024)
STEALS	5		Robert Wright vs TCU (01/19/2025)
	5		Norchad Omier vs Norfolk St. (12/11/2024)
BLOCKED SHOTS	3		Norchad Omier vs Utah (12/31/2024)
	3		Josh Ojianwuna vs Utah (12/31/2024)
	3		Norchad Omier vs Arlington Baptist (12/27/2024)
	3		Josh Ojianwuna vs Arlington Baptist (12/27/2024)
	3		V.J. Edgecombe vs Tarleton St. (11/17/2024)

2024-25 BAYLOR OPPONENT INDIVIDUAL SUPERLATIVES



2024-25 Baylor Men's Basketball
Player Highs Analysis
All games

Page 3/4
as of Feb 08, 2025

Opponent - Individual Game Highs

POINTS	25		Chaz Lanier vs Tennessee (N) (11/22/2024)
	24		Adou Thiero vs Arkansas (N) (11/09/2024)
	23		Kanon Catchings at BYU (01/28/2025)
	22		BJ Freeman at Arizona St. (01/11/2025)
	22		Zuby Ejiofor vs St. John's (NY) (N) (11/21/2024)
FIELD GOALS MADE	10		Adou Thiero vs Arkansas (N) (11/09/2024)
	9		Henri Veesaar at Arizona (01/14/2025)
	9		Chaz Lanier vs Tennessee (N) (11/22/2024)
FIELD GOAL ATTEMPTS	19		BJ Freeman at Arizona St. (01/11/2025)
	18		Chance McMillian at Texas Tech (02/04/2025)
FIELD GOAL PERCENTAGE (min 5 made)	1.000	(8-8)	Kanon Catchings at BYU (01/28/2025)
	.818	(9-11)	Henri Veesaar at Arizona (01/14/2025)
3 PT FG MADE	7		Chaz Lanier vs Tennessee (N) (11/22/2024)
	6		Dae Dae Hunter vs New Orleans (11/27/2024)
3 PT FG ATTEMPTS	12		Lamar Wilkerson vs Sam Houston (11/12/2024)
	11		Chance McMillian at Texas Tech (02/04/2025)
3 PT FG PERCENTAGE (min 2 made)	1.000	(4-4)	Kanon Catchings at BYU (01/28/2025)
	1.000	(2-2)	Christian Ings vs Norfolk St. (12/11/2024)
FREE THROWS MADE	7		Darius Johnson vs UCF (02/08/2025)
	7		KJ Lewis at Arizona (01/14/2025)
	7		Hassan Diarra at UConn (12/04/2024)
	7		Jordan Gainey vs Tennessee (N) (11/22/2024)
FREE THROW ATTEMPTS	12		Zuby Ejiofor vs St. John's (NY) (N) (11/21/2024)
	11		Ezra Ausar at Utah (01/25/2025)
FREE THROW PERCENTAGE (min 3 made)	1.000	(7-7)	Darius Johnson vs UCF (02/08/2025)
	1.000	(7-7)	KJ Lewis at Arizona (01/14/2025)
	1.000	(6-6)	Darrion Williams at Texas Tech (02/04/2025)
	1.000	(6-6)	Miro Little at Utah (01/25/2025)
	1.000	(5-5)	Keyshawn Hall vs UCF (02/08/2025)
	1.000	(5-5)	Richie Saunders at BYU (01/28/2025)
	1.000	(5-5)	Liam McNeeley at UConn (12/04/2024)
	1.000	(4-4)	Dawson Baker at BYU (01/28/2025)
	1.000	(4-4)	Noah Reynolds vs TCU (01/19/2025)
	1.000	(4-4)	Quion Williams vs Abilene Christian (12/09/2024)
	1.000	(4-4)	Johnell Davis vs Arkansas (N) (11/09/2024)
	1.000	(4-4)	Boogie Fland vs Arkansas (N) (11/09/2024)
	1.000	(3-3)	Kanon Catchings at BYU (01/28/2025)
REBOUNDS	15		Ernest Udeh Jr. vs TCU (01/19/2025)
	11		David N'Guessan vs Kansas St. (01/22/2025)
ASSISTS	11		Ryan Nembhard at Gonzaga (11/04/2024)
	9		Zakai Zeigler vs Tennessee (N) (11/22/2024)
STEALS	4		Curtis Jones at Iowa St. (01/04/2025)
	4		John Gray vs Arlington Baptist (12/27/2024)
BLOCKED SHOTS	5		Zuby Ejiofor vs St. John's (NY) (N) (11/21/2024)
	4		Ernest Udeh Jr. vs TCU (01/19/2025)
TURNOVERS	9		Vasean Allette vs TCU (01/19/2025)
	6		Nick Krass vs Tarleton St. (11/17/2024)
	6		Bubu Benjamin vs Tarleton St. (11/17/2024)



2024-25

15-8

BIG 12

7-5

AP

RV

COACHES

RV

NET

27th

RV/RV BAYLOR vs. 5/5 HOUSTON | GAME 24
Feb. 10, 2025 (Houston, Texas) / Fertitta Center

Broadcast Notes

1



Robert Wright

G • 6-1 • 180 • Fr. • Wilmington, Del.

	PTS	REB	AST	FG%	3FG%	FT%	MIN
SEA	12.7	2.2	4.7	.444	.355	.826	30.4
B12	12.6	2.3	3.8	.382	.250	.867	33.2
CAR	12.7	2.2	4.7	.444	.355	.826	30.4

LAST GAME vs. UCF

PTS	REB	AST	STL	BLK	MIN
5	1	4	2	0	31:53

PTS	REB	AST	STL	BLK
24	4	13	5	1

CAREER HIGHS

- Freshman point guard from Wilmington, Del.
- 11 Assists shy of the BU Freshman record held by John Lucas (120)
- Enters Monday making 27 of his last 30 free throws
- Set the Baylor single-game record for assts by a freshman w/ 13 against Norfolk (12/11/24)
- Helped Montverde to a 33-0 record and a Chipotle Nationals Title (Formerly GEICO Nationals)
- Gatorade Player of the Year in the Pennsylvania in 2023

2



Jayden Nunn (JAY-den)

G • 6-4 • 190 • Sr. • Flint, Michigan

	PTS	REB	AST	FG%	3FG%	FT%	MIN
SEA	9.6	2.9	1.8	.390	.419	.645	30.4
B12	7.3	2.8	1.8	.319	.315	.684	31.5
BUCAR	10.1	2.7	1.9	.427	.429	.696	29.4
CAR*	9.5	2.6	1.8	.423	.408	.712	29.0

* - Includes VCU (2021-23)

LAST GAME vs. UCF

PTS	REB	AST	STL	BLK	MIN
12	0	1	2	0	20:09

PTS	REB	AST	STL	BLK
31*	8	5	5	3*

CAREER HIGHS (*-at VCU)

- Senior guard with 123 career games of experience
- BU is 23-5 in the last 2 yrs when Nunn reached 10+ points
- Averages 11.1 PPG in wins and 6.9 PPG in losses (10.8 PPG at home)
- The only player in program history to sweep Big 12 Player and Newcomer of the Week (Feb. 2024)

3



Jeremy Roach

Preseason Big 12 co-Newcomer of the Year
Preseason All-Big 12 Second Team

G • 6-2 • 180 • 5th • Leesburg, Va.

	PTS	REB	AST	FG%	3FG%	FT%	MIN
SEA	11.7	2.1	3.4	.403	.350	.714	31.9
B12	11.1	2.3	2.3	.360	.341	.722	33.3
BUCAR	11.7	2.1	3.4	.403	.350	.714	31.9
CAR*	11.3	2.4	3.1	.434	.354	.780	31.0

* - Includes Duke (2020-24)

LAST GAME vs. UCF

PTS	REB	AST	STL	BLK	MIN
9	0	4	1	0	26:00

PTS	REB	AST	STL	BLK
23*	8*	11*	5*	2*

CAREER HIGHS (*-at Duke)

- Fifth-Year transfer point guard from Leesburg, Va., by way of Duke
- One of 16 active players with 1,500+ pts and 450+ assists
- A two-time team captain at Duke in 2022-23 and 2023-24
- Fourth on the team in scoring (11.1 ppg) in Big 12 Play
- Helped Duke to an ACC title (2022), Final Four (2022) and ACC Tournament title (2023)

5



Jason Asemota (AH-suh-moat-uh)

F • 6-8 • 205 • Fr. • Lynn, Mass.

	PTS	REB	AST	FG%	3FG%	FT%	MIN
SEA	1.6	1.8	0.3	.316	.238	.333	7.1
B12	0.7	1.5	0.4	.158	.167	.000	7.6
CAR	1.6	1.8	0.3	.316	.238	.333	7.1

LAST GAME vs. UCF


PTS	REB	AST	STL	BLK	MIN
0	0	0	0	0	1:47

PTS	REB	AST	STL	BLK
8	9	1	2	1

CAREER HIGHS

- Freshman from Lynn, Mass., by way of Hillcrest Prep in Phoenix, Ariz.
- Rated as a Five-star prospect by Rivals and 247Sports
- The 6-foot-8 forward was rated as the 29th-best player in the 2024 class by ESPN
- During his junior year, the versatile wing competed on the Overtime Elite circuit with Hillcrest, averaging 15.7 points, 7.5 rebounds, 2.1 assists and 1.2 steals

7



VJ Edgecombe (EDGE-comb)

Preseason Big 12 Freshman of the Year

G • 6-4 • 190 • Fr. • Bimini, Bahamas

	PTS	REB	BLK	FG%	3FG%	FT%	MIN
SEA	15.0	5.1	0.8	.445	.385	.784	31.1
B12	18.0	4.4	0.3	.475	.463	.867	33.9
CAR	15.0	5.1	0.8	.445	.385	.784	31.1

LAST GAME vs. UCF

PTS	REB	AST	STL	BLK	MIN
17	1	5	2	0	26:22

PTS	REB	AST	STL	BLK
30	10	7	4	3

CAREER HIGHS

- Seventh McDonald's All-American in program history
- Avging 20.0 points, shooting 52% from the field & 60% from three in last 5 gms
- Played for the Bahamian National Team in the FIBA Olympic qualifying tournament
- One of seven 30+ point scorers in the Big 12 (in conference play) this season
- He averaged 16.5 pts, 3.8 assts and 2 steals in four games in quest for the Olympics
- 2-time Gatorade Player of the Yr. in NY, 1 of 3 former Gatorade Players of the year on this team (Wright, Roach)

11



Kaleb Jackson

G • 6-2 • 174 • Fr. • Lake Forest, Ill.

	PTS	REB	AST	FG%	3FG%	FT%	MIN
SEA	-	-	-	-	-	-	-
B12	-	-	-	-	-	-	-
CAR	-	-	-	-	-	-	-

LAST GAME N/A

PTS	REB	AST	STL	BLK	MIN
-	-	-	-	-	-

PTS	REB	AST	STL	BLK
-	-	-	-	-

CAREER HIGHS

- Freshman walk-on from Lake Forest, Ill.
- Averaged 18.0 points, 4.0 rebounds and 3.0 assists at Carmel Catholic in 2023-24
- Named All-State Honorable Mention in 2024, 2-time all-area & all-conference selection led his conference in scoring as a senior
- Helped the Carmel Corsairs to a 123-12 record en route to a 3A Regional Championship in 2022

13



Langston Love

2024 All-Big 12 Honorable Mention

G • 6-5 • 215 • RJr. • Universal City, Texas

	PTS	REB	AST	FG%	3FG%	FT%	MIN
SEA	7.6	2.9	1.1	.385	.297	.778	22.5
B12	8.0	4.5	1.0	.313	.200	.800	22.3
CAR	8.3	2.6	1.0	.440	.399	.744	20.7

LAST GAME vs. UCF

PTS	REB	AST	STL	BLK	MIN
16	6	2	1	0	27:16

PTS	REB	AST	STL	BLK
23	10	4	2	1

CAREER HIGHS

- Suffered a left ankle injury that against Texas Tech (2/6/24) that cost him 11 of the last 13 games last season
- Has missed 14 games this season working back from offseason ankle surgery
- Has scored in double-figures in four of his nine games this season
- Averaging 13.0 points per game in last two games



2024-25

15-8

BIG 12

7-5

AP

RV

COACHES

RV

NET

27th

RV/RV BAYLOR vs. 5/5 HOUSTON | GAME 24
Feb. 10, 2025 (Houston, Texas) / Feritta Center

Broadcast Notes

15



Norchad Omier

Preseason All-Big 12 Second Team

(NOR-chad)

	PTS	REB	BLK	FG%	3FG%	FT%	MIN
SEA	15.5	10.5	1.0	.542	.288	.748	29.7
B12	14.9	10.3	1.0	.475	.316	.779	31.5
BU CAR	15.5	10.5	1.0	.542	.288	.748	29.7
CAR	15.2	10.9	1.3	.571	.317	.734	29.0

* (Includes Ak. St. 2020-22 and Miami 2022-24)

LAST GAME vs. UCF

	PTS	REB	AST	STL	BLK	MIN
	18	12	2	1	0	35:37

F • 6-7 • 244 • 5th • Bluefields, Nicaragua

- The only player in the ACC to average at least 15 points and nine rebounds last yr
- NCAA's Active Career-Leader in Rebounds (1,556) and double-doubles (80)
- Only active player w/ 2,000+ points and 1,500+ rebounds
- 13th player in NCAA History with 2,000+ points and 1,500+ rebounds
- Third the Big 12 in FG% (.542)
- The first person from Nicaragua to receive a Division I basketball scholarship

CAREER HIGHS (*-at Miami, **at Ark. St.)

PTS	REB	AST	STL	BLK
35**	26**	4*	5	6**

17



Josh Ojaniwuna

(Oh-JON-vu-nuh)

	PTS	REB	BLK	FG%	3FG%	FT%	MIN
SEA	7.4	6.4	0.8	.774	.000	.645	24.7
B12	7.3	6.5	0.9	.783	.000	.652	26.3
CAR	5.3	4.2	0.4	.704	.000	.645	17.1

LAST GAME vs. UCF

	PTS	REB	AST	STL	BLK	MIN
	2	1	0	0	0	4:50

F • 6-10 • 255 • Jr. • Asaba, Nigeria

- 6-foot-10 junior forward from Asaba, Nigeria, who played at the NBA Global Academy
- Put on 25 pounds since last season
- Has three double-doubles this season after having 1 in previous 2 seasons
- 11 games scoring in dbl-figures this season, had 5 in previous 2 seasons combined
- Attended NBA Academy Africa in 2017, before transitioning to NBA Global Academy in 2019

CAREER HIGHS

PTS	REB	AST	STL	BLK
16	17	2	3	3

21



Davidson Hubbard

	PTS	REB	BLK	FG%	3FG%	FT%	MIN
SEA	0.7	0.6	0.1	.500	.333	—	2.2
B12	0.0	0.0	0.0	—	—	—	1.5
BU CAR	0.7	0.6	0.1	.500	.333	—	2.2
CAR	11.7	6.7	0.6	.501	.351	.751	24.0

* (Includes Hampden-Sydney 2020-24)

LAST GAME vs. UCF

	PTS	REB	AST	STL	BLK	MIN
	0	1	0	0	0	1:47


G • 6-5 • 216 • Gr. • Charlotte, N.C.

- Graduate transfer guard from Charlotte, N.C., by way of Division III Hampden-Sydney College
- Helped the Tigers to a 31-3 record and a berth in the Division III National title game last season
- 2023-24 NABC Second Team All-American and a Third Team All-American by D3Hoops.com
- 21 career double-doubles at the Division III level

CAREER HIGHS (* - at Hampden-Sydney)

PTS	REB	AST	STL	BLK
31*	16*	4*	4*	4*

22



Marino Dubravacic

(Due-BRA-vuh-chich)

	PTS	REB	BLK	FG%	3FG%	FT%	MIN
SEA	1.0	0.7	0.0	0.500	—	.750	2.5
B12	0.0	0.0	0.0	—	—	—	1.5
CAR	1.0	0.7	0.0	0.500	—	.750	2.5

LAST GAME vs. UCF

	PTS	REB	AST	STL	BLK	MIN
	0	0	0	1	0	1:47


F • 6-10 • 228 • Fr. • Split, Croatia

- Freshman Forward from Split, Croatia
- Played in the FIBA U18 European Championship in 2022, averaging 6.7 points and 3.9 rebounds across seven games for Croatia
- His high-water mark in the event was a 12-point, eight-rebound performance against North Macedonia

CAREER HIGHS

PTS	REB	AST	STL	BLK
3	2	—	—	—

25



Omar Adegbola

(Ah-DEG-bowl-uh)

	PTS	REB	AST	FG%	3FG%	FT%	MIN
SEA	1.2	0.3	0.1	.556	.333	1.000	2.2
B12	0.0	0.0	0.0	—	—	—	1.5
CAR	1.2	0.3	0.1	.556	.333	1.000	2.2

LAST GAME vs. UCF

	PTS	REB	AST	STL	BLK	MIN
	0	0	0	0	0	1:47

G • 6-4 • 205 • RFr. • Houston, Texas

- Redshirt Freshman from Houston, who started his career as a walk-on
- Averaged 24.6 points per game as a senior at Montverde Academy
- Eclipsed the 30-point mark eight times, including a season-high 38 against Palm Beach Prep
- Led Montverde's Center for Basketball Development to the 2021-22 SIAA championship, where he was named the tournament's most valuable player

CAREER HIGHS

PTS	REB	AST	STL	BLK
6	2	1	—	—

32



Jalen Celestine

(Cell-LESS-steen)

	PTS	REB	BLK	FG%	3FG%	FT%	MIN
SEA	8.3	3.3	0.3	.409	.388	.882	23.6
B12	8.4	4.3	0.1	.411	.372	.714	24.9
BU CAR	8.3	3.3	0.3	.409	.388	.882	23.6
CAR*	6.9	2.9	0.2	.425	.395	.784	22.5

* - (Includes Cal 2020-24)

LAST GAME vs. UCF

	PTS	REB	AST	STL	BLK	MIN
	12	5	2	1	0	20:45

F • 6-7 • 216 • Gr. • Ajax, Ontario

- Graduate Transfer from Cal, where he earned a degree in legal studies
- Shooting 43% from three in BU's wins and 27% in losses
- Averages 10.4 PPG in wins and 3.7 PPG in losses
- Missed the entirety of the 2022-23 season with a knee injury
- Attended Long Island Lutheran, the same high school as freshman teammate, VJ Edgcomb

CAREER HIGHS (* - at Cal)

PTS	REB	AST	STL	BLK
21*	9*	4*	5*	2

41



Yanis Ndjonga

(YAWN-iss JOHN-go)

	PTS	REB	BLK	FG%	3FG%	FT%	MIN
SEA	—	—	—	—	—	—	—
B12	—	—	—	—	—	—	—
CAR	—	—	—	—	—	—	—

LAST GAME n/a

	PTS	REB	AST	STL	BLK	MIN
	—	—	—	—	—	—

F • 6-7 • 217 • RFr. • Yaounde, Cameroon

- Suffered a torn ACL during practice in the summer of '23 and missed the 2023-24 season
- Played his freshman season at New Mexico Military Institute, where he averaged 13.5 points, 8.3 rebounds and 1.2 blocks in 26 games for the Broncos.
- Cousin of Philadelphia 76ers star Joel Embiid
- In just under 11 minutes per contest, he also made 15 of 36 three-point attempts (.417%)
- Played in the FIBA Africa Champions Clubs Road to B.A.L.

CAREER HIGHS

PTS	REB	AST	STL	BLK
—	—	—	—	—



Scott Drew

Head Coach
22nd season at BU

Jared Nuness

Assistant Coach
15th season at BU

Tweety Carter

Assistant Coach
Third season at BU

Bill Armstrong

Assistant Coach
First season at BU

Steve Henson

Assistant Coach
First season at BU

Melvin Hunt

Assistant Coach
First season at BU

Ty Beard

Director of Ops
Eighth season at BU

Jason Smith

General Manager
Fourth Season

Gabe Awbrey

Director of Video Ops
First season at BU

Charlie Melton

Strength Coach
20th season at BU

Dave Snyder

Athletic Trainer
Eighth season at BU