

BYU MEN'S BASKETBALL



31 NCAA TOURNAMENT APPEARANCES

1 ELITE EIGHT

27 ALL-AMERICANS

2 NAISMITH AWARD WINNERS

2 NAISMITH HALL OF FAME INDUCTEES

BAYLOR

Date: January 28, 2025
Time: 8 p.m. MT
Location: Provo, Utah
Venue: Marriott Center
Television: ESPN2
Talent: Mike Monaco, King McClure
Radio: BYU Sports Network
Talent: Greg Wrubell, Mark Durrant
BYU Radio Sirius XM 143
KSL 102.7/1160 AM

SCHEDULE/RESULTS

OVERALL: 13-6 | BIG 12: 3-4 | STREAK: W2
HOME: 10-1 | AWAY: 1-4 | NEUTRAL: 2-1

NOVEMBER

Tue.	5	Central Arkansas	7 p.m.	W, 88-50
Fri.	8	UC Riverside	7 p.m.	W, 86-80
Wed.	13	Queens	7 p.m.	W, 99-55
Sat.	16	Idaho	1 p.m.	W, 95-71
Sat.	23	Mississippi Valley State	7 p.m.	W, 87-43
Thu.	28	vs. No. 23 Ole Miss!	2:30 p.m.	L, 85-96 (OT)
Fri.	29	vs. NC State!	12:30 p.m.	W, 72-61

DECEMBER

Tue.	3	at Providence#	8:30 p.m.	L, 64-83
Wed.	11	Fresno State	7 p.m.	W, 95-67
Sat.	14	vs. Wyoming ^	7 p.m.	W, 68-49
Fri.	20	Florida A&M	7 p.m.	W, 103-57
Tue.	31	Arizona State*	2 p.m.	W, 76-56

JANUARY

Sat.	4	at No. 14 Houston*	1 p.m.	L, 55-86
Tue.	7	Texas Tech*	7 p.m.	L, 67-72
Sat.	11	at TCU*	1 p.m.	L, 67-71
Tue.	14	Oklahoma State*	7 p.m.	W, 85-69
Sat.	18	at Utah*	7 p.m.	L, 72-73 (OT)
Tue.	21	at Colorado*	9 p.m.	W, 83-67
Sat.	25	Cincinnati*	8:30 p.m.	W, 80-52
Tue.	28	Baylor*	7 p.m.	ESPN2

FEBRUARY

Sat.	1	at UCF*	4 p.m.	ESPN+
Tue.	4	Arizona*	9 p.m.	ESPN/2
Sat.	8	at Cincinnati*	6 p.m.	ESPN2
Tue.	11	at No. 23 West Virginia*	7 p.m.	CBSSN
Sat.	15	Kansas State*	7 p.m.	ESPN+
Tue.	18	No. 12 Kansas*	7 p.m.	ESPN/2
Sat.	22	at Arizona*	6/8 p.m.	ESPN/2
Wed.	26	at Arizona State*	7:30 p.m.	ESPN+

MARCH

Sat.	1	West Virginia*	8 p.m.	ESPN/2/U
Tue.	4	at No. 3 Iowa State*	7 p.m.	ESPN/2/U
Sat.	8	Utah*	8:30 p.m.	ESPN/2/U

* Denotes Big 12 Game
! Rady Children's Invitational (San Diego, Calif.)
Big 12-BIG EAST Battle
^ Played at Delta Center (Salt Lake City, Utah)
@ Phillips 66 Big 12 Men's Basketball Championship (Kansas City, Mo.)

All Times Local to Site and Subject to Change
Rankings Reflect the Newest AP Top 25 Poll
Home Games played at the Marriott Center

BYU ATHLETIC COMMUNICATIONS

Director of Communications/MBB Contact: Tyson Jex
Email: tyson_jex@byu.edu
Cell: 801-648-4922



Every Thursday at 6:30 p.m.
MT on BYUtv and ESPN+.

TIPOFF

BYU concludes its two-game home stand on Tuesday, Jan. 28, when the Cougars host Baylor at the Marriott Center. Tip is scheduled for 7 p.m. MT.

Tuesday's game can be found on ESPN2 with Mike Monaco and King McClure on the call. It will also be broadcast live on BYU Radio Sirius XM 143, KSL 102.7/1160 AM and BYURadio.org/BYU Radio app with Greg Wrubell and Mark Durrant.

NO TIME TO HIBERNATE

Tuesday's game will be the 13th all-time meeting between the two programs and third time since BYU joined the Big 12 last season. The series is tied 6-6 with all six of the Cougars wins coming inside the Marriott Center.

In their last meeting in Provo on Feb. 20, 2024, BYU defeated No. 11 Baylor behind 13 points from **Trevin Knell**. He was one of three Cougars to score in double figures going 5-of-11 from the field and 3-of-7 from 3-point range. Dallin Hall filled the stat sheet in BYU's first win over the Bears since 1979 with seven points, seven assists and five rebounds.

BEAR(CAT) DOWN

BYU got back to .500 in Big 12 play on Saturday evening with 80-52 victory over Cincinnati at the Marriott Center. After seeing seven lead changes and three ties in the first half, BYU shot 73.9 percent from the field and 73.3 percent from three in the second half en route to outscoring the Bearcats 52-29 en route to their first win in Provo over Cincinnati.

The Cougars shot 57.1 percent from the field making it 23 straight wins when shooting over 50.0 percent. Their 15 3-pointers are tied for the 10th most in single game in program history as they shot 62.5 percent from behind the arc, their highest total since going 16-of-26 against Weber State on Dec. 18, 2021.

Richie Saunders led the Cougars in scoring for the sixth time this season as the junior finished with 21 points marking his fifth straight game scoring in double figures. He went 7-of-15 from the field, 5-of-7 from three and 2-of-2 from the charity stripe. **Egor Demin** also reached double figures with 15 points as the freshman knocked down three 3-pointers to go along with seven assists and five rebounds. **Dawson Baker** had 11 of BYU's 29 bench points as the redshirt junior went 5-of-7 from the field and 1-of-2 from three in 15 minutes of action.

PROBABLE STARTERS

0



3



13



15



21



MAWOT MAG

6-7 | SENIOR | MELBOURNE, AUSTRALIA | RUTGERS

Season Statistics											Career Statistics										
GP-GS	MIN/G	FG%	3FG%	FT%	R/G	A/G	STL	BLK	PTS/G		GP-GS	MIN/G	FG%	3FG%	FT%	R/G	A/G	STL	BLK	PTS/G	
Home	10-3	14.1	500	214	714	1.6	0.5	9	2	4.9	55-28	16.5	435	214	682	2.9	0.7	42	15	5.0	
Away	2-2	15.3	529	286	750	1.8	0.2	3	2	5.2	35-16	18.7	483	356	750	3.1	0.7	19	12	6.3	
Neutral	5-0	12.2	800	750	0.00	2.0	0.5	1	1	5.5	7-2	14.5	435	333	833	1.9	0.4	5	2	4.0	
Total	17-5	14.2	534	320	727	1.7	0.4	13	5	5.1	97-46	17.2	455	274	710	2.9	0.7	66	29	5.4	

EGOR DEMIN

6-9 | FRESHMAN | MOSCOW, RUSSIA | REAL MADRID

Season Statistics											Career Statistics										
GP-GS	MIN/G	FG%	3FG%	FT%	R/G	A/G	STL	BLK	PTS/G		GP-GS	MIN/G	FG%	3FG%	FT%	R/G	A/G	STL	BLK	PTS/G	
Home	9-9	29.0	519	429	654	4.2	7.1	18	6	13.0	9-9	29.0	519	429	654	4.2	7.1	18	6	13.0	
Away	5-5	26.9	279	056	692	3.2	4.4	5	2	6.8	5-5	26.9	279	056	692	3.2	4.4	5	2	6.8	
Neutral	2-2	32.1	400	182	667	7.0	4.0	1	2	12.0	2-2	32.1	400	182	667	7.0	4.0	1	2	12.0	
Total	16-16	28.8	430	296	667	4.3	5.9	24	10	10.9	16-16	28.8	430	296	667	4.3	5.9	24	10	10.9	

KEBA KEITA

6-8 | JUNIOR | BAMAKO, MALI | UTAH

Season Statistics											Career Statistics										
GP-GS	MIN/G	FG%	3FG%	FT%	R/G	A/G	STL	BLK	PTS/G		GP-GS	MIN/G	FG%	3FG%	FT%	R/G	A/G	STL	BLK	PTS/G	
Home	10-10	19.9	739	000	440	9.4	1.0	6	6	7.9	45-17	15.2	655	000	522	5.9	0.6	25	39	7.4	
Away	5-5	20.8	467	000	250	7.0	0.4	3	5	5.8	27-11	15.1	515	000	500	4.5	0.4	23	25	4.4	
Neutral	3-3	20.7	375	000	500	7.3	1.7	1	2	2.7	12-3	13.6	594	000	417	4.8	0.6	7	9	3.6	
Total	18-18	20.3	607	000	424	8.4	0.9	10	13	6.4	84-31	15.0	609	000	507	5.3	0.5	55	73	5.9	

RICHIE SAUNDERS

6-5 | JUNIOR | RIVERTON, UTAH | WASATCH ACADEMY

Season Statistics											Career Statistics										
GP-GS	MIN/G	FG%	3FG%	FT%	R/G	A/G	STL	BLK	PTS/G		GP-GS	MIN/G	FG%	3FG%	FT%	R/G	A/G	STL	BLK	PTS/G	
Home	10-10	28.3	533	473	700	4.3	1.7	12	7	15.4	44-12	20.4	513	375	676	3.5	1.2	35	14	9.3	
Away	5-5	31.4	517	429	643	4.6	1.2	5	1	16.6	24-6	20.2	503	435	676	3.4	0.7	19	3	9.0	
Neutral	3-3	20.5	429	400	900	2.7	0.3	4	0	10.3	18-3	20.2	474	351	806	3.3	1.2	14	6	8.7	
Total	18-18	27.8	516	452	727	4.1	1.3	21	8	14.9	86-21	20.3	503	385	709	3.4	1.0	68	23	9.1	

TREVIN KNELL

6-5 | SENIOR | NORTH SALT LAKE, UTAH | WOODS CROSS HS

Season Statistics											Career Statistics										
GP-GS	MIN/G	FG%	3FG%	FT%	R/G	A/G	STL	BLK	PTS/G		GP-GS	MIN/G	FG%	3FG%	FT%	R/G	A/G	STL	BLK	PTS/G	
Home	11-8	21.6	468	397	731	3.3	1.0	13	2	10.4	66-34	18.9	445	399	714	2.4	1.2	34	5	8.0	
Away	5-3	19.6	519	538	571	1.0	1.0	3	1	9.2	40-19	17.9	415	375	727	2.0	0.7	18	4	6.0	
Neutral	3-1	22.1	526	429	1,000	1.3	1.0	2	0	10.3	27-11	17.7	475	417	760	1.9	0.7	7	1	7.1	
Total	19-12	21.1	488	439	730	2.4	1.0	18	3	10.0	133-64	18.3	443	396	725	2.1	0.9	59	10	7.2	

BYU QUICK FACTS

University Information

Location: Provo, Utah 84602
Elevation: 4,553 feet
Enrollment: 35,743
Founded: October 16, 1875
Owned: The Church of Jesus Christ of Latter Day Saints
Nickname: Cougars
Mascot: Cosmo the Cougar
Colors: Blue and White
Arena (capacity): Marriott Center (17,978)
Conference: Big 12
BYU President: C. Shane Reese (BYU, 1994)
Athletics Director: Tom Holmoe (BYU, 1983)
Athletic Website: BYUcougars.com

2024-25 Preview

Lettermen Returning/Lost: 8/7
Newcomers: 8
Starters Returning/Lost: 2/3
Returning Scoring: 49.6% (1,374 of 2,768)
Returning Rebounding: 42.6% (572 of 1,343)
Returning Assists: 51.7% (325 of 629)
Returning Blocks: 30.7% (31 of 101)
Returning Steals: 57.4% (116 of 202)
Returning Minutes: 49.0% (3,333 of 6,800)

BYU History

First Year of Basketball: 1903
All-Time On-Court Record: 1,951-1,154 (.628)
All-Time Adjusted Record: 1,903-1,152 (.622)
Winning Seasons: 97/95 (last 2023-24)
Regular Season Conference Championships: 29 (last 2010-11)
Postseason Appearances (record): 45/43 (33-44/30-42)*
Total NCAA Appearances (record): 31 (15-34)
Last NCAA Appearance: 2024
First Round: L vs. No. 11 seed Duquesne
Total NIT Appearances (Record): 15/13 20-13/17-11)*
Last NIT Appearance: 2022
Quarterfinal: L vs. No. 3 Washington State, 77-58
*On court record/official adjusted record

Media Relations

Men's Basketball Contact: Tyson Jex
Cell Phone: 801-648-4922
Email: Tyson_jex@byu.edu

MR. STEAL THE BALL

Trevin Knell is one of the best 3-point shooters in program history but we will touch on that later as we will focus on the defense of the senior in this section. He tied a career-high with three steals in Saturday's win over Cincinnati helping BYU improve to 4-0 this season and 15-3 during his career when he leads the team in steals. Saturday also marked the fifth time he has had multiple steals this season.

THAT'S A LITTLE DIFFERENT

With its 28-point victory over Cincinnati, BYU has done something three times this season that they hadn't done since Jan. 6, 2022 against Pacific, win a game by 20-plus after not leading by more than five points at halftime.

The Cougars first did it against Idaho in the non-conference portion of their schedule before turning it on in the second half in home wins against Arizona State and Cincinnati.

HOME SWEET HOME

With the 80-52 win over Cincinnati on Saturday, BYU has now won at least 10 homes games in 20 consecutive seasons. The Cougars have won 16 of 17 overall at the Marriott Center including nine of their last 10 Big 12 games. A win on Tuesday over the Bears would be BYU's 650th win at the Marriott Center.

In its 11 home games this season, BYU is outscoring opponents by more than 25 points per game, 87.4-61.1, and shooting 51.7 percent from the field and 38.3 percent from the 3-point line. Richie Saunders is one of five Cougars scoring in double figures inside the friendly confines of the Marriott Center led by who else, Richie Saunders. The junior is scoring 15.4 points at home this season shooting 53.3 percent from the field, 47.3 percent from three and 70.0 percent from the charity stripe. Egor Demin isn't far behind at 13.0 points per game where his 18-of-42 from behind the arc.

TOTAL TEAM EFFORT

BYU ranks third in the Big 12 and 27th in the nation in bench points per game, 29.68, after the second unit scored 29 points on Saturday. The Cougars are 11-4 this season when the bench outscores its opponents but are a perfect 10-0 when the Starting 5 scores more than the other teams Starting 5.

HE AIN'T MESSIN' AROUND

Richie Saunders has gone from Glue Guy to the top of the scouting report this season as the junior is scoring a team-high 14.9 points per game while shooting over 50.0 percent from the field, 40.0 percent from three and 70.0 percent from the free throw line. With his 21-point outburst on Saturday, Saunders has now scored in double figures 12 times this season including five games with 20-plus, more than double he had in his first two seasons in Provo.

He is shooting a career-best 45.2 percent from three as his 42 3-pointers are six more than he knocked down in 34 appearances last season. In the first half of Saturday's win over Cincinnati, Saunders became the fourth different player on the current roster with 100 3-pointers joining **Dallin Hall** (106), **Dawson Baker** (115) and **Trevin Knell** (207). BYU improved to 7-1 this season and 11-2 during his career when he knocks down three or more triples after going 5-of-7 from behind the arc against the Bearcats.

PASS. SHOOT. SCORE

BYU knocked down a season-high 15 3-pointers for a fourth time on Saturday, tied for the 10th most in a single game in program history. As of Sunday evening, BYU is one of 10 schools in NCAA Division I men's basketball to make 15 or more triples in a game this season while making more than 60.0 percent of their attempts against DI competition.

School vs. Opponent, Date	3FG	3FGA	Pct
BYU vs. Cincinnati, 1/25/2025	15	24	.625
IU Indy at Green Bay, 1/22/2025	15	24	.625
Chattanooga vs. VMI, 1/12/2025	19	28	.679
Wisconsin vs. Iowa, 1/3/2025	12	31	.677
UTSA at North Dakota, 12/15/2024	15	24	.625
Villanova vs. Temple, 12/7/2024	19	30	.633
Montana State vs. Abilene Christian, 11/26/2024	17	26	.654
Air Force vs. Mercyhurst, 11/24/2024	15	21	.714
Villanova vs. Penn, 11/19/2024	18	30	.600
UT Arlington at USC, 11/13/2024	16	24	.667

Of those 10 schools, the Cougars are one of three schools to do it against a school from a power conference.

BIG TIME GAME. BIG TIME PERFORMERS.

Tuesday's game will feature two of the six players in the Big 12 that have scored 30 or more points in single game this season in BYU's **Richie Saunders** and Baylor's V.J. Edgecombe. The duo also ranks fourth and fifth in scoring during league play with 18.13 points and 17.38 points respectively.

Name vs. Opponent (Date)	Pts
Keyshawn Hall vs. Arizona State (Jan. 14, 2025)	40
Caleb Love vs. TCU (Dec. 30, 2024)	33
Javon Small vs. Gonzaga (Nov. 27, 2024)	31
LJ Cryer vs. Alabama (Nov. 26, 2024)	30
Richie Saunders vs. Arizona State (Dec. 31, 2024)	30
V.J. Edgecombe vs. K-State (Jan. 22, 2025)	30

They are also two of the best 3-point shooters during conference play with Saunders shooting a Big 12 best 50.0 percent from three with Edgecombe not far behind at 42.5 percent. **Trevin Knell** also ranks in the Top 5 as the senior is 17-of-41 from 3-point range.

JEKYLL AND HYDE

The Cougars have come alive in the second half in wins over Colorado and Cincinnati after getting outscored by a combined 35 points in the final 20 minutes in the previous five games including a five-point loss to Texas Tech, four-point loss to TCU and one-point loss in overtime to Utah.

During its current two-game win streak, BYU has outscored opponents 97-60 in the second half. They are shooting 70.6 percent from the field, 63.0 percent from three and 72.7 percent from the free throw line. During the aforementioned stretch when they were outscored in the second half, they only shot 41.1 percent from the field allowing opponents to shoot 52.6 percent from the field and 40.0 percent from three.

It hasn't just been the shooting that has been on the uptick during the streak as the Cougars have only allowed a total of 16 rebounds, eight of those on the offensive glass. **Egor Demin** is averaging 7.0 points and 5.5 assists in the second half during the streak while shooting 80.0 percent from the field, 66.7 percent from three and 80.0 percent from the free throw line.

MORE TREVIN TALK

With two 3-pointers against Cincinnati, **Trevin Knell** brought his career total to 207, seven away from moving up to sixth on the all-time list. The senior is a career 39.6 percent shooter from deep which is the 12th highest 3-point field goal percentage in program history.

Rk	Name, Years	3FG
1	Jimmer Fredette, 2007-11	296
2	Jonathan Tavernier, 2006-10	265
3	TJ Haws, 2016-20	242
4	Jackson Emery, 2005-06, 08-11	230
5	Chase Fischer, 2014-16	215
6	Mark Bigelow, 1998-99, 01-04	213
7	Trevin Knell, 2019-present	207

MAN ON A MISSION

Since being held to six points in a 72-67 loss to Texas Tech, **Richie Saunders** has scored in double figures in a career-best five straight games including 20-plus in consecutive games. In his current form, the 6-foot-5 forward is averaging 20.0 points, 5.0 rebounds and 1.6 assists per game while shooting 54.7 percent from the field, 56.7 percent from three and 76.5 percent from the charity stripe. He has knocked down multiple 3-pointers in every game including five makes from downtown against TCU and Cincinnati.

With a 20-point performance on Tuesday against Baylor, Saunders would be the first Cougar to score 20 or more in three consecutive games since Yoeli Childs did it in December of 2019 against Utah State (20), Weber State (28) and Oral Roberts (23).

A DEMIN A DOZEN

Egor Demin had another encouraging performance on Saturday as the freshman finished with 15 points, seven assists and five rebounds while knocking down three 3-pointers, the most since going 3-of-4 in BYU's win over Idaho on Nov. 16. In the first 16 games of his collegiate career, Demin ranks second on the team in scoring (10.9 points/game) while shooting 43.0 percent from the field, 29.6 percent from three and 66.7 percent from the free throw line.

Saturday's win over the Bearcats marked the 11th time this season that the native of Moscow, Russia finished with five or more assists as he ranks second in the Big 12 and 24th nationally in assists per game. He is also one of four freshman in NCAA Division I men's basketball to be averaging over 5.0 assists per game this season.

Name, School	G	Ast	Avg
Egor Demin, BYU	16	94	5.9
Mekhi Conner, Sacred Heart	20	116	5.8
Boogie Fland, Arkansas	18	103	5.7
Kasparas Jakucionis, Illinois	17	91	5.4

The 6-foot-9 guard is also one of two freshmen in the country that is averaging 10.0 points, 5.0 assists and 1.5 steals per game.

Name, School	PTS/G	AST/G	STL/G
Egor Demin, BYU	10.9	5.9	1.5
Boogie Fland, Arkansas	15.1	5.7	1.5

THE FUTURE IS BRIGHT

Tuesday's matchup will also feature two of the eight schools in NCAA Division I men's basketball that have had two different freshman score 20 or more points in a game this season.

Player	School	Season High
Boogie Fland	Arkansas	24
Karter Knox	Arkansas	21
Robert Wright III	Baylor	22
V.J. Edgecombe	Baylor	30
Kanon Catchings	BYU	21
Egor Demin	BYU	20
Cooper Flagg	Duke	42
Kon Knueppel	Duke	25
Kasparas Jakucionis	Illinois	24
Tomislav Ivisic	Illinois	23
Will Riley	Illinois	31
Dylan Harper	Rutgers	37
Ace Bailey	Rutgers	39
Donnie Freeman	Syracuse	24
Elijah Moore	Syracuse	24
Tre Johnson	Texas	29
Nic Codie	Texas	20

SAUNDERS SOUND BITE

If the season ended today, Richie Saunders would be the eighth player in program history to shoot 50.0 percent from the field, 40.0 percent from 3-point range and 70.0p percent from the free throw line.

Name, Years	FG%	3FG%	FT%
Richie Saunders, 2024-25	.516	.452	.727
Spencer Johnson, 2022-23	.508	.461	.755
Alex Barcello, 2020-21	.523	.477	.856
Anson Winder, 2013-14	.529	.403	.739
Lee Cummand, 2007-08	.569	.472	.857
Lee Cummand, 2006-07	.553	.435	.794
Mekeli Wesley, 2000-01	.513	.421	.806
Andy Toolson, 1989-90	.510	.490	.766
Michael Smith, 1987-88	.507	.434	.843
Michael Smith, 1986-87	.509	.486	.904

UP NEXT

BYU hit the road for three of its next four games beginning with a trip to Orlando to face UCF on Saturday, Feb. 1. Tip is scheduled for 4 p.m. ET at Addition Financial Arena.

The Cougars and Knights faced off three times last season with BYU winning all three meetings including a 63-58 win in Orlando, their first-ever Big 12 victory.



BYU'S RECORD WHEN...

	2024-25	Streak	Notes
Against Non-conference opponents.....	9-2	W3	Won eight or more non-conference in 19 consecutive seasons
At Home.....	7-0	W20	20 consecutive non-conference wins at the Marriott Center; winners of 35 of last 37
On Road.....	0-1	L2	0-2 over the past two seasons in road non-conference games
At Neutral Sites.....	2-1	W2	4-1 in last two MTE's
Against Big 12 opponents.....	4-4	W2	Picked to finish 9th in the Big 12 Preseason Poll
At Home.....	3-1	W2	Won nine of last 10 at home in league play
On Road.....	1-3	W1	4-10 all-time as a member of the Big 12;
At Neutral Sites.....	0-0	L1	Went 1-1 at 2024 Big 12 Championship
vs. AP Top-25 team.....	0-1	L4	Dropped two straight after wins over No. 11 Baylor and No. 7 Kansas
vs. AP Top-15 team.....	0-1	L2	
vs. AP Top 10 team.....	0-0	L1	Defeated No. 7 Kansas at Allen Field house on Feb. 27
vs. AP Top 5 team.....	0-0	L6	Lost six straight; last win over No. 2 Gonzaga (91-78) on Feb. 2020
as AP Top-25 team.....	0-0	L2	5-5 in their last 10 games as a ranked team
as AP Top-15 team.....	0-0	L1	3-3 in last six games
as AP Top 10 team.....	0-0	L1	went 2-1 at Mountain West Championship in 2011
as AP Top 5 team.....	0-0	W1	defeated Wyoming 102-78 on March 5, 2011
Leading at Half.....	13-4	W2	
Leading by 1-5 points.....	4-4	W2	6-4 in last 10
Leading by 6-10.....	2-0	W5	Won 16 of 18 including 87-73 over UCF at Big 12 Championship
Leading by 11-15.....	1-0	W1	Won 20 of last 21 dating back to 2021-22 season
Leading by 16-20.....	2-0	W2	33-2 since the beginning of 2012-13 season
Leading by 21+.....	4-0	W26*	
Trailing at Half.....	0-2	L4	Overcame a 17-point halftime deficit to defeat TCU on March 2, 2024
Trailing by 1-5 points.....	0-0	L1	3-7 over last 10 games with lone home win against Nicholls (11/19/22)
Trailing by 6-10.....	0-0	L1	3-17 over last 20 with all three wins coming away from Provo
Trailing by 11-15.....	0-1	L3	2-4 over last six games
Trailing by 16-20.....	0-1	L2	Overcame 17-point halftime deficit against TCU last season
Tied at Half.....	0-0	L3	Last win was over Portland on New Year's Eve 2022
Leading with 5:00 left (regulation).....	13-0	W41	Won 56 of last 58; last loss vs. Gonzaga on Feb. 12, 2023
Trailing or Tied with 5:00 left.....	0-6	L9	Last win at No. 7 Kansas on Feb. 27, 2024
In Overtime Games.....	0-2	L2	Last overtime win was a 79-75 win over Dayton on Nov. 25, 2022
BYU scores less than 60 points.....	0-1	L6	12-43 since 2000-01; last win against Saint Mary's on Jan 8, 2022
BYU scores between 60-69.....	1-3	L2	2-12 in last 14 games.
BYU scores between 70-79.....	2-1	W4	Won five of last seven including two ranked wins in 2024
BYU scores between 80-89.....	6-1	W3	Won 16 of last 18
BYU scores between 90-99.....	3-0	W23	99-5 since 2000-01; last loss in regulation was to Ole Miss on March 17, 2015
BYU scores 100+ points.....	1-0	W8	28-3 since 2000-01 season
Opponent scores less than 60.....	7-0	W15	132-2 dating back to 2006-07 season; only losses are to Saint Mary's
Opponent scores between 60-69.....	4-0	W4	93-11 since 2012-13
Opponent scores between 70-79.....	1-3	L3	7-4 in last 11 including win over No. 11 Baylor on Feb. 20, 2024
Opponent scores between 80-89.....	1-2	L2	3-7 in last 10; last win on the road was on Feb. 12, 2022 at Pepperdine (91-85)
Opponent scores between 90-99.....	0-1	L9	3-22 since 2000-01; Last win came against San Francisco (102-92) on Jan. 9, 2016
Opponent scores 100+.....	0-0	L8	2-8 since 2000-01; Last win came on Nov. 11, 2013 at Stanford (112-103)
Games decided by 3 points or less.....	0-1	L1	5-7 in since 2021-22
Games decided by 4-9 points.....	1-2	L2	
Games decided by 10-19 points.....	4-2	W3	Went 6-5 last season in games decided by 10-19 points
Games decided by 20 or more points.....	8-1	W1	Had won 26 straight before setback to No. 14 Houston on Jan. 4
BYU shot 50% or better.....	10-0	W23	10-0 this season; last loss at San Francisco (Jan. 21, 2023)
Opponent shot 50% or better.....	1-1	L1	8-12 since 2021-22
BYU outshoots opponent.....	13-1	W3	Suffered first loss under Kevin Young at TCU on Jan. 11, 2025
Opponent outshoots BYU.....	0-5	L8	Last win came against No. 11 Baylor on Feb. 20
Teams shot equal FG percentage.....	0-0		
BYU makes 10 or more 3-pointers.....	11-1	W7	Won 25 of last 29
BYU makes 15 or more 3-pointers.....	4-0	W18	24-1 all-time; last loss came against Ole Miss on March 17, 2015
Opponent makes 10 or more 3-pointers.....	5-3	L2	
BYU outrebounds opponent.....	13-2	W3	13-2 in last 15
Opponent outrebounds BYU.....	0-4	L5	Defeated No. 7 Kansas on the road on Feb. 27 after being outrebounded 40-37
BYU, opponent tie in rebounds.....	0-0	W2	3-3 in last 6
BYU has a positive TO margin.....	8-3	W1	8-3 in last 11
BYU has a negative TO margin.....	5-3	W2	Had negative TO margin in two of three postseason games last season
BYU, opponent tie in TOs.....	0-0	L2	Last happened in setback to Oklahoma in their only meeting as Big 12 foes
One player in double figures.....	0-3	L3	All three losses this season have come on the road
Two players in double figures.....	2-1	L1	10-9 since 2021-22
Three players in double figures.....	4-1	W2	8-4 in last 12 games
Four players in double figures.....	3-0	W3	15-3 in their last 18 including 3-0 record this season
Five players in double figures.....	3-1	W2	14-4 since 2021-22
Six players in double figures.....	1-0	W8	Has happened three times since the 2021-22 season
Coming off a win.....	8-4	W1	
Coming off a loss.....	4-2	W2	
Two-plus days between games.....	11-6	W2	
One day between games.....	0-0	L5	
Playing the next day.....	1-0	W1	

*dates back to 2012-13 season

THE HOME OF COUGAR BASKETBALL

The Marriott Center is one of the best home court advantages in all of college basketball, with the Cougars ranking the Top 25 in attendance 45 times including three seasons at No. 1. As of Sunday, Jan. 26, BYU ranks **EIGHTH** in the nation in total attendance and **SEVENTH** in average attendance with 16,744 fans per game. The Cougars are on pace to lead the Big 12 in attendance.

School	Games Played	Average Attendance
Kentucky	12	20,162
North Carolina	10	19,907
Tennessee	11	19,158
Arkansas	13	18,918
Syracuse	12	17,908
Creighton	11	17,208
BYU	11	16,744
Indiana	13	16,149

In 2023-24, BYU was one of two schools in the Big 12 and 11 schools in the NCAA Division I men's basketball to average over 15,000 fans per game as the Cougars draw 15,689 fans per contest. Only the Jayhawks of Kansas draw more fans at home games (16,300) than the Cougars do.

ROC, PAPER, SCISSORS. WE WIN.

BYU's student section, "The ROC", has played a significant impact on opposing teams free throw shooting percentage over the past five seasons.

1st Half		
Year	FTA-FTM	Percentage
2019-20	68-96	69.8
2020-21*	55-76	72.4
2021-22	81-118	72.0
2022-23	71-103	72.0
2023-24	69-101	68.3
2024-25	41-60	68.3
Total	388-554	70.0
Total w/fans	333-478	69.7

2nd Half		
Year	FTA-FTM	Percentage
2019-20	107-165	64.8
2020-21*	92-139	66.2
2021-22	105-171	61.4
2022-23	121-182	66.5
2023-24	130-190	68.4
2024-25	53-82	64.6
Total	608-929	65.4
Total w/fans	516-790	65.3

Total		
Year	FTA-FTM	Percentage
2019-20	174-261	66.7
2020-21*	157-228	68.9
2021-22	190-289	65.7
2022-23	192-285	67.4
2023-24	199-291	68.4
2024-25	93-138	67.4
Total	1006-1496	67.2
Total w/fans	849-1268	67.0

*no fans allowed due to COVID-19 pandemic

In their exhibition victory over Colorado Christian, "The Roc" was instrumental in the Cougars going 0-of-7 from the charity stripe in the second half.

GO FORTH AND SERVE

Eight players on the 2024-25 roster served two-year missions for the Church of Jesus Christ of Latter-day Saints. Dallin Hall, Richie Saunders and Trey Stewart were all called to serve out of the country but labored stateside due to the COVID-19 pandemic. Trevin Knell, Dawson Baker, Townsend Tripple and Max Triplett also invested two years of their lives teaching and serving throughout the world.

HEAR THE WEDDING BELLS

The Cougars have the most married players in the country with four: Richie (Sierra) Saunders, Max (Autumn) Triplett, Trevin (Tatum) Knell and Dawson (Maddy) Baker. Creighton, Hawaii and Utah State are the only other schools in the country with multiple married players.

DYNAMIC DUO

BYU's Greg Wrubell and Mark Durrant are in their 28th season calling men's basketball games. They are currently the fifth-longest tenured Division I radio broadcast duo trailing Wichita State's Mike Kennedy and Dave Dahl (45th), Providence's John Rooke and Joe Hassett (36th), LeMoyne's Chris Granozio and Don Familo (33rd) and Baylor's John Morris and Pat Nunley (30th).



BIG 12 PRESEASON POLL

No.	School (First-place votes)	Points
1	Kansas (9)	215
2	Houston (5)	211
3	Iowa State (1)	194
4	Baylor	185
5	Arizona (1)	179
6	Cincinnati	140
7	Texas Tech	135
8	Kansas State	133
9	BYU	116
10	TCU	90
11	UCF	83
12	Arizona State	64
13	West Virginia	62
14	Oklahoma State	46
15	Colorado	37
16	Utah	30

Preseason All-Big 12 First Team

Hunter Dickinson, Kansas*
Caleb Love, Arizona
UJ Cryer, Houston
J'Wan Roberts, Houston
Tamin Lipsey, Iowa State
*unanimous selection

Preseason All-Big 12 Second Team

Norchard Omier, Baylor
Jeremy Roach, Baylor
Keshon Gilbert, Iowa State
Dajuan Harris Jr., Kansas
Coleman Hawkins, Kansas State

Preseason Player of the Year: Hunter Dickinson, Kansas

Preseason Co-Newcomer of the Year: Jeremy Roach, Baylor

Preseason Co-Newcomer of the Year: Coleman Hawkins, Kansas State

Preseason Freshman of the Year: V.J. Edgecombe, Baylor

BIG 12 WEEKLY AWARDS

Date	Player(s) of the Week	
	Player	School
Nov. 11	Hunter Dickinson (1)	Kansas
Nov. 18	Hunter Dickinson (2)	Kansas
Nov. 25	Norchard Omier	Baylor
Dec. 2	Javon Small (1)	West Virginia
	Keshon Gilbert (1)	Iowa State
Dec. 9	Keshon Gilbert (2)	Iowa State
Dec. 16	Hunter Dickinson (3)	Kansas
Dec. 23	Darrion Williams	Texas Tech
Jan. 6	Javon Small (2)	West Virginia
Jan. 13	Curtis Jones	Iowa State
Jan. 20	Javon Small (3)	West Virginia
Jan. 27	Milos Uzan	Houston

Newcomer(s) of the Week

Date	Player	School
Nov. 11	Egor Demin (1)	BYU
	Zeke Mayo (1)	Kansas
Nov. 18	Egor Demin (2)	BYU
	Joson Sanon	Arizona State
Nov. 25	JT. Toppin	Texas Tech
Dec. 2	Tucker DeVries	West Virginia
Dec. 9	Joshua Jefferson (1)	Iowa State
Dec. 16	Joshua Jefferson (2)	Iowa State
	Zeke Mayo (2)	Kansas
Dec. 23	Jayden Quaintance	Arizona State
Jan. 6	Joshua Jefferson (3)	Iowa State
	Noah Reynolds	TCU
Jan. 13	Joshua Jefferson (4)	Iowa State
Jan. 20	Keyshawn Hall	UCF
Jan. 27	Joshua Jefferson (5)	Iowa State
	V.J. Edgecombe	Baylor

BIG 12 STANDINGS

School	Big 12	Pct.	Home	Away	Overall	Pct.	Home	Road	Neutral
Houston	8-0	1.000	4-0	4-0	16-3	.842	11-0	4-0	1-3
Iowa State	7-1	.875	4-0	3-1	17-2	.895	11-0	4-1	2-1
Arizona	7-1	.875	4-0	3-1	13-6	.684	9-1	3-2	1-3
Texas Tech	6-2	.750	2-2	4-0	15-4	.789	10-2	4-0	1-2
Kansas	5-3	.625	2-2	3-1	14-5	.737	9-2	3-3	2-0
Baylor	5-3	.625	3-1	2-2	13-6	.684	9-1	2-4	2-1
BYU	4-4	.500	3-1	1-3	13-6	.684	10-1	1-4	2-1
UCF	4-4	.500	2-2	2-2	13-6	.684	10-2	2-2	1-2
West Virginia	4-4	.500	2-2	2-2	13-6	.684	9-2	2-3	2-1
Utah	3-5	.375	2-2	1-3	11-8	.579	10-3	1-3	0-2
TCU	3-5	.375	2-2	1-3	10-9	.526	9-2	1-4	0-3
Cincinnati	2-6	.250	1-3	1-3	12-7	.632	8-3	3-4	1-0
Arizona State	2-6	.250	1-3	1-3	11-8	.579	5-3	1-4	5-1
Oklahoma State	2-6	.250	2-2	0-4	10-9	.526	7-2	2-4	1-3
Kansas State	2-6	.250	2-2	0-4	8-11	.421	6-4	0-6	2-1
Colorado	0-8	.000	0-4	0-4	9-10	.474	8-4	0-4	1-2

*as of January 27, 2025

TEAM NATIONAL RANKINGS

	National Rank	Big 12 Rank	Value	National Leader	Value
Assist-to-Turnover Ratio	51	9	1.43	Gonzaga	1.97
Assists Per Game	20	3	17.2	Gonzaga	19.9
Bench Points Per Game	27	3	29.68	Southern	39.63
Blocks Per Game	159	13	3.4	Auburn	7.2
Effective FG Percentage	14	1	.570	Cornell	.604
Fastbreak Points	219	15	9.16	Michigan State	18.58
Field Goal Percentage	39	4	48.2	Cornell	51.5
Field Goal Percentage Defense	87	10	41.6	Houston	36.0
Fouls Per Game	60	6	15.5	Creighton	10.4
Free Throw Attempts Per Game	273	9	17.4	Winthrop	30.5
Free Throw Percentage	278	12	68.6	Wisconsin	85.3
Free Throws Made Per Game	299	12	11.9	Missouri	20.6
Rebound Margin	13	1	9.0	Illinois	11.5
Defensive Rebounds Per Game	46	4	27.00	Illinois	11.5
Offensive Rebounds Per Game	90	7	11.95	Texas A&M	16.50
Rebounds Per Game	44	4	38.95	Illinois	45.00
Scoring Defense	48	7	66.2	Houston	55.6
Scoring Margin	18	4	14.2	Houston	21.1
Scoring Offense	49	4	80.4	Alabama	90.4
Steals Per Game	126	9	7.5	UTEP	11.0
3-Point Attempts Per Game	23	1	28.7	North Florida	35.5
3-Point Percentage	47	3	37.1	Bradley	40.6
3-Point Percentage Defense	224	13	34.0	Tennessee	25.4
3-Pointers Per Game	9	1	10.6	North Florida	12.6
Turnover Margin	164	11	0.6	UC San Diego	7.4
Turnovers Forced Per Game	164	10	12.58	UTEP	17.95
Turnovers Per Game	179	10	12.0	Houston	8.7
Winning Percentage	80	5	68.4	Auburn	94.7

*as of January 27, 2025

INDIVIDUAL NATIONAL RANKINGS

	BYU Player	National Rank	Conference Rank	Value
Assist-to-Turnover Ratio	Dallin Hall	89	7	2.28:1
	Egor Demin	92	8	2.24:1
Assists	Egor Demin	69	5	94
Assists Per Game	Egor Demin	24	2	5.9
	Dallin Hall	196	15	3.8
Double-Doubles	Keba Keita	266	13	2
Field Goal Percentage	Richie Saunders	90	7	51.6
Points Per Game	Richie Saunders	267	11	14.9
	Egor Demin	845	37	10.9
Rebounds	Keba Keita	108	5	151
	Fousseyini Traore	347	15	116
Rebounds Per Game	Keba Keita	55	5	8.4
	Fousseyini Traore	305	15	6.1
Defensive Rebounds Per Game	Keba Keita	115	6	5.28
Offensive Rebounds Per Game	Keba Keita	51	4	3.11
	Fousseyini Traore	285	18	2.05
Steals Per Game	Egor Demin	236	16	1.50
3-Point Field Goals Per Game	Richie Saunders	168	11	2.33
	Trevin Knell	182	14	2.26
3-Point Field Goals Made	Trevin Knell	214	13	43
	Richie Saunders	235	14	42

*as of January 27, 2025

TOP 25 POLLS

AP TOP 25 (JANUARY 27, 2025)

No.	Team	Ovr.	Points	Prev.
1	Auburn (62)	17-1	1550	1
2	Duke	16-2	1485	3
3	Iowa State	14-2	1397	2
4	Alabama	15-3	1338	4
5	Florida	16-2	1262	5
6	Tennessee	16-2	1170	6
7	Houston	14-3	1151	10
8	Michigan State	16-2	1109	12
9	Kentucky	14-4	1057	8
10	Marquette	15-3	950	7
11	Purdue	15-4	906	17
12	Kansas	13-4	902	9
13	Texas A&M	14-4	794	11
14	Mississippi State	15-3	731	15
15	Oreon	15-3	638	13
16	Ole Miss	15-3	564	21
17	Illinois	13-5	526	19
18	Wisconsin	15-3	437	24
19	UConn	13-5	365	14
20	St. John's	16-3	320	RV
21	Michigan	14-4	305	20
22	Missouri	15-3	275	RV
23	West Virginia	13-4	240	RV
24	Memphis	14-4	232	18
25	Louisville	14-5	125	RV

RECEIVING VOTES: Texas Tech, Utah State, Vanderbilt, Gonzaga, Georgia, Clemson, Arizona, Saint Mary's, Cincinnati, Baylor, UC Irvine, Wake Forest, Creighton, Bradley, Maryland

USA TODAY COACHES POLL (JANUARY 27, 2025)

No.	Team	Ovr.	Points	Prev.
1	Auburn (30)	17-1	774	1
2	Duke	16-2	739	2
3	Alabama	15-3	672	5
4	Iowa State (1)	15-2	668	2
5	Houston	14-3	623	8
6	Florida	16-2	615	4
7	Tennessee	16-2	584	6
8	Michigan State	16-2	558	12
9	Kentucky	14-4	478	9
10	Marquette	15-3	473	7
11	Kansas	13-4	467	10
12	Purdue	15-4	452	15
13	Texas A&M	14-4	383	11
14	Mississippi State	15-3	341	18
15	Oregon	15-3	309	14
16	Ole Miss	15-3	272	21
17	Illinois	13-5	266	20
18	UConn	13-5	230	13
19	Wisconsin	15-3	194	RV
20	Michigan	14-4	180	19
21	St. John's	16-3	167	RV
22	Memphis	14-4	130	17
23	West Virginia	13-4	107	25
24	Missouri	15-3	77	NR
25	Texas Tech	13-4	53	RV

RECEIVING VOTES: Louisville, Gonzaga, Georgia, Clemson, Utah State, Saint Mary's, Vanderbilt, Oklahoma, Maryland, Creighton, Arizona, UCLA, UC Irvine, Baylor

LAST TIME BYU WON AS TOP 25

Home	Away
#1:.....	-----
#2:.....	-----
#3..... Wyoming..... (0-1)
#4:.....	-----
#5:..... (0-2)
#6:.....	Kansas..... 12/17/71
#7:..... Colorado State..... 2/26/11
#8:..... UNLV..... 2/2/11
#9:..... San Diego State..... 1/22/11
#10:..... UTEP..... 2/5/72
#11:..... Utah..... 1/11/11
#12:..... TCU..... 12/4/21
#13:..... San Diego State..... 1/23/10
#14:..... Wyoming..... 3/6/10
#15:..... Air Force..... 1/5/11
#16:..... Fresno Pacific..... 12/30/10
#17:..... Bellarmine..... 2/29/20
#18:..... Georgia State..... 1/13/24
#19:..... UCF..... 1/3/81
#20:..... Oklahoma State..... --
#21:..... Kansas State..... 12/1/04
#22:..... 2/3/24
#23:..... Gonzaga..... 12/21/10
#24:..... Utah State..... (0-1)
#25:..... Baylor..... 1/9/10

BYU IN THE POLLS

Ranking in AP Poll							Last Win
As	Overall	Home	Away	Neutral	Last Meeting		
As #1	0-0	0-0	0-0	0-0	--		--
As #2	0-0	0-0	0-0	0-0	--		--
As #3	3-2	3-1	0-1	0-0	W, 102-78 vs. Wyoming (3/5/11)		Same
As #4	0-0	0-0	0-0	0-0	--		--
As #5	0-2	0-0	0-2	0-0	L, 86-80 at Wake Forest (12/22/55)		--
As #6	4-1	0-0	1-1	3-0	W, 82-79 vs. Cincinnati (12/18/71)		Same
As #7	11-6	5-0	6-6	0-0	W, 80-67 at #6 San Diego State (2/26/11)		Same
As #8	12-3	8-0	1-0	3-3	L, 72-54 vs. #7 San Diego State (3/12/11)	87-76 vs. New Mexico (3/11/11)	
As #9	5-3	4-2	1-1	0-0	L, 86-77 at New Mexico (1/29/11)	71-58 vs. #4 San Diego State (1/26/11)	
As #10	9-2	6-0	1-1	2-1	L, 83-74 vs. #15 Florida (3/24/11)	89-67 vs. Gonzaga (3/19/11)	
As #11	9-4	2-0	3-2	4-2	W, 104-79 at Utah (1/11/11)		Same
As #12	12-7	7-3	6-4	0-1	L, 60-71 vs. Cincinnati (1/6/24)	74-68 at Missouri State (12/4/21)	
As #13	8-1	5-1	3-0	0-0	L, 83-81 vs. New Mexico (2/27/10)	82-68 vs. San Diego State (2/24/10)	
As #14	13-3	4-0	6-1	3-3	W, 94-68 vs. Wyoming (12/30/23)		Same
As #15	13-9	9-4	4-5	0-0	W, 76-66 vs. Air Force (1/8/11)		Same
As #16	9-2	3-0	3-0	3-2	W, 93-57 vs. Fresno Pacific (1/1/11)		Same
As #17	12-2	10-1	1-0	1-1	W, 101-59 vs. Bellarmine (12/22/23)		Same
As #18	23-5	14-1	6-4	3-0	W, 63-58 at UCF (1/13/24)		Same
As #19	18-4	11-0	5-2	2-2	L, 83-93 at Oklahoma State (2/17/24)	90-88 vs. UCF (2/13/24)	
As #20	13-10	5-1	4-4	4-5	L, 67-81 vs. #25 Texas Tech (3/14/24)	87-73 vs. UCF (3/13/24)	
As #21	8-5	4-1	3-3	1-1	L, 67-71 vs. Duquesne (03/21/24)	72-66 vs. Kansas State (2/10/24)	
As #22	1-0	0-0	1-0	0-0	W, 86-73 at West Virginia (2/3/24)		Same
As #23	12-2	7-0	1-2	4-0	W, 91-78 vs. #2 Gonzaga (2/22/20)		Same
As #24	4-3	2-0	0-1	2-2	L, 83-72 vs. Creighton (12/11/21)	82-71 vs. Utah State (12/8/21)	
As #25	8-5	5-0	1-1	2-4	L, 74-84 at Kansas State (2/24/24)	78-71 vs. #11 Baylor (2/20/24)	
Total	214-86	115-16	61-43	38-27	L, 67-71 vs. Duquesne (03/21/24)	87-73 vs. UCF (3/13/24)	

BYU VERSUS THE POLLS

Ranking in the AP Poll							Last Win
Vs	Overall	Home	Away	Neutral	Last Meeting		
Vs #1	1-9	0-2	1-2	0-5	L, 88-78 vs. Gonzaga (3/9/21)	79-71 at Gonzaga (2/25/17)	
Vs #2	3-12	2-3	1-8	0-1	L, 90-57 vs. Gonzaga	91-78 vs. Gonzaga (2/22/20)	
Vs #3	2-6	1-3	1-2	0-1	W, 73-70 at Gonzaga (2/28/15)		Same
Vs #4	1-8	1-2	0-2	0-4	L, 68-75 vs. Houston (1/23/24)	71-58 vs. San Diego State (1/26/11)	
Vs #5	1-11	1-4	0-5	0-2	L, 82-69 at UCLA (11/15/06)	76-74 vs. Utah (2/11/55)	
Vs #6	2-8	0-4	1-2	1-2	L, 63-68 at Iowa State (3/6/24)	80-67 at San Diego State (2/26/11)	
Vs #7	4-11	1-1	1-4	2-6	W, 76-68 at Kansas (2/27/24)		Same
Vs #8	2-7	1-2	0-3	1-2	L, 75-74 vs. Gonzaga (1/12/23)	51-49 vs. Utah (3/9/91)	
Vs #9	3-9	2-2	0-4	1-3	L, 68-61 vs. Michigan State (12/8/07)	95-76 vs. Utah (3/7/81)	
Vs #10	5-5	1-3	2-2	2-0	L, 96-85 vs. Utah (3/2/96)	78-53 vs. UCLA (3/14/81)	
Vs #11	2-7	1-2	0-2	1-3	W, 78-71 vs. Baylor (2/20/24)		Same
Vs #12	3-8	0-1	1-4	2-3	W, 81-49 vs. Oregon (11/16/21)		Same
Vs #13	5-7	3-1	0-4	2-2	L, 65-61 vs. Utah (12/10/14)	61-52 vs. Air Force (1/27/07)	
Vs #14	1-8	1-4	0-4	0-0	L, 86-55 at Houston (1/4/2025)	93-73 vs. Pittsburgh (12/23/86)	
Vs #15	3-5	3-1	0-2	0-2	L, 92-87 vs. San Diego State (11/24/14)	72-69 vs. UTEP (2/15/86)	
Vs #16	4-7	1-1	2-4	1-2	L, 69-76 vs. Saint Mary's (3/6/23)	83-62 at New Mexico (2/26/98)	
Vs #17	3-5	2-2	0-2	1-1	W, 74-65 vs. San Diego State (11/20/23)		Same
Vs #18	6-3	4-1	1-1	1-1	W, 72-62 at San Diego State (12/18/21)		Same
Vs #19	4-5	3-0	0-4	1-1	L, 75-82 at San Diego State (11/11/22)	69-59 vs. Oklahoma State (11/23/94)	
Vs #20	3-7	2-3	0-0	1-4	W, 85-72 vs. Saint Mary's (3/5/18)		Same
Vs #21	1-6	0-3	0-3	1-0	W, 83-80 vs. Gonzaga (12/10/22)		Same
Vs #22	0-2	0-2	0-0	0-0	L, 56-57 vs. Saint Mary's (1/28/23)		--
Vs #23	0-4	0-0	0-3	0-1	L, 85-96 (OT) vs. Ole Miss (11/28/24)		--
Vs #24	2-1	2-1	0-0	0-0	W, 87-72 vs. Iowa State (1/16/24)		Same
Vs #25	7-6	3-1	3-2	1-3	L, 67-81 vs. Texas Tech (3/14/24)	70-59 vs. Saint Mary's (2/4/16)	
Total	68-167	35-49	14-69	19-49	L, 85-96 (OT) vs. Ole Miss (11/28/24)	W, 76-68 at #7 Kansas (2/27/24)	

LAST TIME BYU WON VS TOP 25

Home	Away	Neutral
#1:..... (0-2)	Gonzaga..... 2/25/17
#2:..... Gonzaga..... 2/22/20	UCLA..... 11/27/81
#3:..... (0-4)	Gonzaga..... 2/28/15
#4:..... San Diego State..... 1/26/11 (0-2)
#5:..... Utah..... 2/11/55 (0-5)
#6:..... (0-4)	San Diego State..... 2/26/11
#7:..... Washington..... 12/22/84	Kansas..... 2/27/24
#8:..... UTEP..... 3/1/84 (0-3)
#9:..... Utah..... 3/7/81 (0-4)
#10:..... Utah..... 1/31/49	Wyoming..... 1/8/51
#11:..... Baylor..... 2/20/24 (0-2)
#12:..... (0-1)	Wyoming..... 1/15/88
#13:..... Air Force..... 1/27/07 (0-4)
#14:..... Pittsburgh..... 12/23/86 (0-4)
#15:..... UTEP..... 2/15/86 (0-2)
#16:..... Notre Dame..... 1/13/86	New Mexico..... 2/26/98
#17:..... San Diego State..... 11/10/23 (0-2)
#18:..... Wyoming..... 2/11/88	San Diego State..... 12/18/20
#19:..... UTEP..... 2/1/82 (0-4)
#20:..... Arizona State..... 1/25/74
#21:..... (0-3) (0-3)
#22:..... (0-2)
#23:..... (0-2)
#24:..... Iowa State..... 1/16/24
#25:..... Saint Mary's..... 2/4/16	Gonzaga..... 1/14/16
		Oklahoma State..... 12/6/03



2024-25 SCORING BY HALF (BYU-OPPONENT)

Opponent	1st Half	Margin	FG%	2nd Half	Margin	FG%	OT	Margin	FG%	Final	Margin	FG%
Central Arkansas	46-23	+23	45.0-28.6	42-27	+15	46.9-40.7	-	-	-	88-50	+38	45.8-34.5
UC Riverside	40-33	+7	51.6-40.0	46-47	-1	54.8-45.5	-	-	-	86-80	+6	53.2-43.1
Queens	51-26	+25	64.5 -30.0	48-29	+19	42.6-39.3	-	-	-	99-55	+44	51.3-34.5
Idaho	41-38	+3	53.6-50.0	54 -33	+21	58.1-50.0	-	-	-	95-71	+24	55.9-50.0
Mississippi Valley State	55-27	+28	56.3-52.6	32-16	+16	50.0-26.9	-	-	-	87-43	+44	53.4-37.8
vs. Ole Miss	42-39	+3	44.4-50.0	35-38	-3	46.2-42.3	8-19	-11	18.2-75.0	85-96	-11	40.6-48.4
vs. NC State	38-27	+11	53.8-29.6	34-34	-	33.3-43.3	-	-	-	72-61	+11	42.4-36.8
at Providence	34-46	-12	32.4-71.4	30-37	-7	34.4-47.6	-	-	-	64-83	-19	33.3-59.5
Fresno State	44-27	+17	56.3-34.5	51-40	+11	54.1-35.0	-	-	-	95-67	+28	55.1-34.8
vs. Wyoming	34-25	+9	58.3-43.5	34-24	+10	45.5-40.0	-	-	-	69-49	+19	52.2-41.7
Florida A&M	50-21	+29	52.9-30.4	53-36	+17	55.2-34.4	-	-	-	103 -57	+46	54.0-32.7
Arizona State	31-26	+5	36.7-32.3	45-30	+15	60.7-42.3	-	-	-	76-56	+20	48.3-36.8
at Houston	22-39	-17	36.4-45.2	33-47	-14	38.5-53.6	-	-	-	55-86	-31	37.5-49.2
Texas Tech	34-32	+2	46.4-36.7	33-40	-7	41.4-53.6	-	-	-	67-72	-5	43.9-44.8
at TCU	37-34	+3	59.1-40.0	30-37	-7	37.5-44.8	-	-	-	71-67	-4	47.8-42.4
Oklahoma State	46-26	+20	60.0-25.8	39-43	-4	44.4-60.0	-	-	-	85-69	+16	51.9-41.1
at Utah	30-27	+3	32.4-33.3	34-37	-3	42.9-51.9	8-9	-1	44.4-100.0	72-73	-1	38.5-44.6
at Colorado	38-36	+2	48.0-50.0	45-31	+14	67.9-41.7	-	-	-	83-67	+16	58.5 -45.7
Cincinnati	28-23	+5	42.3-31.3	52-29	+23	73.9 -44.8	-	-	-	80-52	+28	57.1-37.7
Baylor												
at UCF												
Arizona												
at Cincinnati												
at West Virginia												
Kansas State												
Kansas												
at Arizona												
at Arizona State												
West Virginia												
at Iowa State												
Utah												
TOTALS	741-575	+166	48.6-39.0	770-655	+115	48.4-43.8	16-28	-12	30.0-83.3	1527-1258	+269	48.2-41.6

2024-25 SUPERLATIVES (BYU-OPPONENT)

Opponent	In the Paint		Off Turnovers		Second Chance		Fast Break		Starters		Bench		Big Run		Big Lead	
	BYU	Opp.	BYU	Opp.	BYU	Opp.	BYU	Opp.	BYU	Opp.	BYU	Opp.	BYU	Opp.	BYU	Opp.
Central Arkansas	36	18	24	8	23	2	12	1	65	37	23	13	11	5	41	0
UC Riverside	48	18	15	12	17	7	7	8	59	59	27	21	11	9	17	0
Queens	46	18	22	12	22	2	13	4	57	20	42	35	19	6	47	0
Idaho	44	26	20	6	6	5	22	7	62	46	33	25	11	5	26	7
Mississippi Valley State	38	20	24	8	12	2	8	2	54	38	33	5	12	5	44	0
vs. Ole Miss	26	40	13	23	17	12	7	12	51	82	34	14	8	8	10	11
vs. NC State	30	20	12	9	12	10	4	5	43	47	29	14	9	9	24	0
at Providence	32	24	13	7	18	2	6	0	26	44	37	39	9	10	2	25
Fresno State	44	24	11	18	13	5	11	11	74	44	21	23	11	11	28	2
vs. Wyoming	24	18	15	12	6	3	4	5	31	35	37	14	11	4	21	0
Florida A&M	36	14	26	14	14	0	11	9	62	22	41	35	22	9	48	5
Arizona State	36	24	19	17	16	6	12	13	57	38	19	18	9	7	22	0
a Houston	18	24	5	24	7	18	4	13	31	45	24	41	5	9	0	34
Texas Tech	40	30	11	12	18	7	8	12	32	61	35	11	7	6	5	8
at TCU	26	28	6	17	6	2	6	12	46	51	21	20	14	10	6	10
Oklahoma State	30	24	18	16	12	4	12	9	56	50	29	19	18	12	27	0
at Utah	42	38	6	13	13	8	2	2	41	57	31	16	8	8	8	5
at Colorado	34	22	17	19	8	7	16	13	64	39	19	28	14	14	23	10
Cincinnati	22	28	8	19	7	11	3	10	51	34	29	18	8	7	28	2
Baylor																
at UCF																
Arizona																
at Cincinnati																
at West Virginia																
Kansas State																
Kansas																
at Arizona																
at Arizona State																
West Virginia																
at Iowa State																
Utah																
TOTALS	652	452	285	266	247	113	174	142	963	849	564	409				
HOME	420	238	198	142	160	51	119	86	629	449	332	223				
AWAY	152	136	47	80	52	37	40	34	209	236	132	144				
NEUTRAL	80	78	40	44	35	25	15	22	125	164	100	42				
RECORD (W/L/T)	(12-3/1-3/0-0)		(10-1/3-5/0-0)		(12-5/1-1/0-0)		(7-1/5-4/1-1)		(10-0/2-6/1-0)		(11-4/2-2/0-0)					

*Superlatives in Bold



GAMES PLAYED/STARTED

Player	Games Played		Games Started	
	Season	Career	Season	Career
Dawson Baker	19 (13-6)	102 (68-34)*	0 (0-0)	71 (49-22)*
Mihailo Boskovic	15 (11-4)	15 (11-4)	0 (0-0)	0 (0-0)
Kanon Catchings	19 (13-6)	19 (13-6)	15 (10-5)	15 (10-5)
Elijah Crawford	15 (11-4)	15 (11-4)	0 (0-0)	0 (0-0)
Egor Demin	16 (10-6)	16 (10-6)	16 (10-6)	16 (10-6)
Dallin Hall	15 (9-6)	83 (51-32)	10 (6-4)	61 (36-25)
Keba Keita*	18 (12-6)	84 (50-34)	18 (12-6)	31 (18-13)
Trevin Knell	19 (13-6)	133 (94-39)	12 (10-2)	64 (46-18)
Brody Kozlowski	8 (7-1)	8 (7-1)	0 (0-0)	0 (0-0)
Mawot Mag*	17 (11-6)	97 (57-40)	5 (4-1)	46 (29-17)*
Jared McGregor	4 (4-0)	21 (20-1)	0 (0-0)	0 (0-0)
Richie Saunders	18 (12-6)	86 (54-32)	18 (12-6)	21 (12-9)
Trey Stewart	12 (6-6)	75 (48-27)	0 (0-0)	4 (4-0)
Fousseyini Traore	19 (13-6)	111 (69-42)	1 (1-0)	63 (39-24)
Max Triplett	5 (5-0)	5 (5-0)	0 (0-0)	0 (0-0)
Townsend Triple	4 (4-0)	18 (16-2)	0 (0-0)	0 (0-0)

*Includes games played at Division I institution

2024-25 BYU STARTING LINEUPS

Opponent	(1)	(2)	(3)	(4)	(5)
Central Arkansas	Demin	Knell	Saunders	Catchings	Keita
UC Riverside	Demin	Knell	Saunders	Catchings	Keita
Queens	Demin	Knell	Saunders	Catchings	Keita
Idahio	Demin	Knell	Saunders	Catchings	Keita
Mississippi Valley State	Hall	Demin	Saunders	Catchings	Traore
vs. Ole Miss	Hall	Demin	Saunders	Catchings	Keita
vs. NC State	Hall	Demin	Saunders	Catchings	Keita
at Providence	Hall	Demin	Saunders	Catchings	Keita
Fresno State	Hall	Knell	Saunders	Catchings	Keita
vs. Wyoming	Hall	Knell	Saunders	Catchings	Keita
Florida A&M	Hall	Knell	Mag	Catchings	Keita
Arizona State	Hall	Demin	Saunders	Catchings	Keita
at Houston	Hall	Demin	Saunders	Catchings	Keita
Texas Tech	Hall	Demin	Saunders	Catchings	Keita
at TCU	Demin	Knell	Saunders	Catchings	Keita
Oklahoma State	Demin	Knell	Saunders	Mag	Keita
at Utah	Demin	Knell	Saunders	Mag	Keita
at Colorado	Demin	Knell	Saunders	Mag	Keita
Cincinnati	Demin	Knell	Saunders	Mag	Keita
Baylor					
at UCF					
Arizona					
at Cincinnati					
at West Virginia					
Kansas State					
Kansas					
at Arizona					
at Arizona State					
West Virginia					
at Iowa State					
Utah					

WIN-LOSS RECORD

Win-Loss Record	(1)	(2)	(3)	(4)	(5)
4-1	Demin	Knell	Saunders	Catchings	Keita
3-1	Demin	Knell	Saunders	Mag	Keita
2-4	Hall	Demin	Saunders	Catchings	Keita
2-0	Hall	Knell	Saunders	Catchings	Keita
1-0	Hall	Demin	Saunders	Catchings	Traore
1-0	Hall	Knell	Mag	Catchings	Keita

GAME LEADERS

Points	Rebounds	Assists	Steals	Blocks	Plus-Minus
Saunders (6)	Keita (14)	Demin (13)	Saunders (8)	Catchings (7)	Catchings (5)
Traore (4)	Traore (5)	Hall (7)	Demin (8)	Keita (6)	Demin (5)
Knell (4)	Demin (1)	Traore (1)	Catchings (5)	Demin (5)	Keita (3)
Demin (2)	Knell (1)	Saunders (1)	Knell (5)	Mag (4)	Mag (2)
Catchings (2)			Mag (3)	Saunders (4)	Traore (1)
Baker (2)			Baker (2)	Traore (3)	Boskovic (1)
			Crawford (2)	Knell (2)	Hall (1)
			Knell (1)	Triplett (1)	Baker (1)
			Keita (1)		Saunders (1)
			Stewart (1)		
			Hall (1)		

MILESTONE WINS

No.	Date	Score	Opponent	Location
1	Feb. 21, 1903	30-18	Weber Academy	Ogden, Utah
50	Feb. 5, 1910	31-27	Utah	Salt Lake City, Utah
100	Feb. 10, 1917	38-32	Utah	Provo, Utah
150	Jan. 11, 1924	40-38 (OT)	Colorado College	Provo, Utah
200	Dec. 8, 1928	38-37	Vico Oil	Provo, Utah
250	Dec. 27, 1930	42-27	Western Reserve	Cleveland, Ohio
300	March 10, 1933	37-33	Wyoming	Provo, Utah
350	Jan. 17, 1936	42-34	Utah	Provo, Utah
400	Jan. 5, 1940	47-33	Montana State	Bozeman, Montana
450	Feb. 5, 1943	53-51	Weber College	Ogden, Utah
500	Jan. 26, 1948	45-39	Wyoming	Laramie, Wyoming
550	Dec. 9, 1950	70-57	Marshall	Huntington, W.V.
600	Dec. 30, 1952	84-58	Wake Forest	Raleigh, N.C.
650	Dec. 27, 1955	89-70	Toledo	Detroit, Mich.
700	Jan. 3, 1959	70-62	Dayton	Dayton, Ohio
750	Feb. 8, 1963	76-73	New Mexico	Provo, Utah
800	Feb. 11, 1966	96-88	Utah State	Logan, Utah
850	March 5, 1969	95-82	Wyoming	Phoenix, Ariz.
900	Feb. 10, 1973	62-58	Wyoming	Provo, Utah
950	Feb. 21, 1976	84-83	Utah	Salt Lake City, Utah
1000	Dec. 14, 1979	87-65	UC Santa Barbara	Provo, Utah
1050	Dec. 15, 1981	63-55	Weber State	Provo, Utah
1100	Dec. 19, 1984	89-81	UCLA	Provo, Utah
1150	March 5, 1987	82-79 (OT)	Air Force	Albuquerque, N.M.
1200	Jan. 6, 1990	63-60	San Diego State	San Diego, Calif.
1250	Feb. 20, 1992	58-56	Utah	Provo, Utah
1300	Feb. 17, 1994	94-82	Air Force	Colorado Springs, Colo.
1350	Feb. 26, 1998	83-62	No. 16 New Mexico	Albuquerque, N.M.
1400	Feb. 17, 2001	62-45	Air Force	Provo, Utah
1450	March 13, 2003	71-56	New Mexico	Las Vegas, Nev.
1500	March 4, 2006	76-68	New Mexico	Provo, Utah
1550	March 8, 2008	61-54	TCU	Fort Worth, Texas
1600	Feb. 13, 2010	91-48	Air Force	Provo, Utah
1650	Dec. 27, 2011	79-51	Cal State San Marcos	Provo, Utah
1700	Jan. 11, 2014	91-68	Loyola Marymount	Provo, Utah
1750	Jan. 14, 2016	69-68	Gonzaga	Spokane, Wash.
1800	Jan. 13, 2018	84-50	Santa Clara	Santa Clara, Calif.
1850	Feb. 20, 2020	85-75	Santa Clara	Provo, Utah
1900	Nov. 25, 2022	79-75 (OT)	Dayton	Nassua, Bahamas
1950	Jan. 21, 2025	83-67	Colorado	Boulder, Colorado

MILESTONE LOSSES

No.	Date	Score	Opponent	Location
1	Feb. 6, 1903	7-47	LDSU	
50	Feb. 3, 1923	30-36	Utah State	Logan, Utah
100	Feb. 8, 1929	41-56	Utah	Salt Lake City, Utah
150	Feb. 17, 1934	35-43	Utah State	Logan, Utah
200	Dec. 28, 1938	38-45	Montana	Provo, Utah
250	Dec. 1, 1945	61-62	Alumni	Provo, Utah
300	Feb. 18, 1949	52-54	No. 14 Utah	Salt Lake City, Utah
350	Feb. 20, 1954	64-70	Utah	Provo, Utah
400	Jan. 1, 1959	81-100	Ohio State	Columbus, Ohio
450	March 3, 1962	88-91	Denver	Denver, Colo.
500	Dec. 16, 1967	69-102	No. 2 Houston	Houston, Texas
550	March 18, 1971	73-91	No. 1 UCLA	Salt Lake City, Utah
600	Jan. 17, 1976	68-83	Arizona State	Tempe, Ariz.
650	Dec. 28, 1979	71-86	No. 18 Oregon State	Portland, Ore.
700	Dec. 8, 1984	79-87	Weber State	Ogden, Utah
750	Jan. 24, 1989	78-79	Air Force	Provo, Utah
800	Feb. 3, 1994	65-79	Wyoming	Laramie, Wyo.
850	Feb. 20, 1997	65-80	Tulsa	Tulsa, Okla.
900	March 11, 2000	56-79	UNLV	Las Vegas, Nev.
950	Jan. 8, 2005	57-59	San Diego State	Provo, Utah
1000	March 12, 2010	66-70	UNLV	Las Vegas, Nev.
1050	Nov. 16, 2015	65-66	Long Beach State	Long Beach, Calif.
1100	Dec. 4, 2019	95-102 (OT)	Utah	Salt Lake City, Utah
1150	Dec. 3, 2024	64-83	Providence	Providence, R.I.

MARRIOTT CENTER MILESTONE WINS

No.	Date	Score	Opponent
1	Dec. 3, 1971	78-71	Kansas State
50	Jan. 8, 1977	85-77	Utah State
100	Dec. 11, 1982	77-71	Idaho State
150	Jan. 25, 1986	87-69	Utah
200	Jan. 25, 1990	65-49	Utah
250	Jan. 15, 1994	87-73	Air Force
300	Dec. 11, 1999	66-53	Weber State
350	Feb. 3, 2003	65-33	Air Force
400	Feb. 3, 2007	90-63	No. 25 UNLV
450	Nov. 17, 2010	78-72	Utah State
500	Feb. 6, 2014	89-76	Santa Clara
550	Dec. 16, 2018	77-65	Utah
600	Nov. 20, 2021	97-71	Central Methodist



BYU - GAME HIGHS

POINTS	103 vs. Florida A&M (12/20/2024)
FIELD GOALS MADE	40 vs. Queens (11/13/2024)
FIELD GOAL ATTEMPTS	78 at Utah (1/18/2025)
FIELD GOAL PERCENTAGE	.78 vs. Queens (11/13/2024)
3-POINT FIELD GOALS MADE	.585 (31-53) at Colorado (1/21/2025)
3-POINT FIELD GOAL ATTEMPTS	15 vs. Cincinnati (1/25/2025)
3-POINT FIELD GOAL PERCENTAGE	15 vs. Florida A&M (12/20/2024)
FREE THROWS MADE	15 vs. Queens (11/13/2024)
FIELD THROW ATTEMPTS	15 vs. Central Arkansas (11/5/2024)
FREE THROW PERCENTAGE	44 vs. Central Arkansas (11/5/2024)
REBOUNDS	.625 (15-24) vs. Cincinnati (1/25/2025)
ASSISTS	21 vs. Ole Miss (11/28/2024)
STEALS	30 vs. Idaho (11/16/2024)
BLOCKED SHOTS	.833 (5-6) vs. Fresno State (12/11/2024)
TURNOVERS	59 vs. Queens (11/13/2024)
FOULS	25 vs. Florida A&M (12/20/2024)
	25 vs. Queens (11/13/2024)
	13 vs. Queens (11/13/2024)
	8 vs. Idaho (11/16/2024)
	8 vs. Queens (11/13/2024)
	17 vs. Fresno State (12/11/2024)
	17 vs. Ole Miss (11/28/2024)
	29 vs. Ole Miss (11/28/2024)

BYU - GAME LOWS

POINTS	55 at Houston (1/4/2025)
FIELD GOALS MADE	18 at Houston (1/4/2025)
FIELD GOAL ATTEMPTS	46 at TCU (1/11/2025)
FIELD GOAL PERCENTAGE	.46 vs. Wyoming (12/14/2024)
3-POINT FIELD GOALS MADE	.333 (23-69) at Providence (12/3/2024)
3-POINT FIELD GOAL ATTEMPTS	5 vs. Texas Tech (1/7/2025)
3-POINT FIELD GOAL PERCENTAGE	20 vs. Wyoming (12/14/2024)
FREE THROWS MADE	.217 (5-23) vs. Texas Tech (1/7/2025)
FIELD THROW ATTEMPTS	4 at Utah (1/18/2025)
FREE THROW PERCENTAGE	4 vs. Queens (11/13/2024)
REBOUNDS	6 vs. Fresno State (12/11/2024)
ASSISTS	.400 (4-10) at Utah (1/18/2025)
STEALS	.24 at Houston (1/4/2025)
BLOCKED SHOTS	9 at Providence (12/3/2024)
TURNOVERS	2 at TCU (1/11/2025)
FOULS	1 vs. Cincinnati (1/25/2025)
	1 vs. Florida A&M (12/20/2024)
	1 at Providence (12/3/2024)
	5 at Providence (12/3/2024)
	7 vs. Queens (11/13/2024)

OPPONENT - GAME HIGHS

POINTS	96 vs. Ole Miss (11/28/2024)
FIELD GOALS MADE	31 vs. Ole Miss (11/28/2024)
FIELD GOAL ATTEMPTS	69 vs. Fresno State (12/11/2024)
FIELD GOAL PERCENTAGE	.595 (25-42) at Providence (12/3/2024)
3-POINT FIELD GOALS MADE	16 at Houston (1/4/2025)
3-POINT FIELD GOAL ATTEMPTS	37 vs. Fresno State (12/11/2024)
3-POINT FIELD GOAL PERCENTAGE	.571 (12-21) vs. Idaho (11/16/2024)
FREE THROWS MADE	29 vs. Ole Miss (11/28/2024)
FIELD THROW ATTEMPTS	36 vs. Ole Miss (11/28/2024)
FREE THROW PERCENTAGE	.917 (11-12) vs. Florida A&M (12/20/2024)
REBOUNDS	39 vs. Texas Tech (1/7/2025)
ASSISTS	39 vs. Ole Miss (11/28/2024)
STEALS	17 vs. Fresno State (12/11/2024)
BLOCKED SHOTS	10 vs. Arizona State (12/31/2024)
TURNOVERS	10 vs. Ole Miss (11/28/2024)
FOULS	7 at Utah (1/18/2025)
	7 at Houston (1/4/2025)
	19 vs. Idaho (11/16/2024)
	23 vs. Oklahoma State (1/14/2025)

OPPONENT - GAME LOWS

POINTS	43 vs. Mississippi Valley State (11/23/2024)
FIELD GOALS MADE	17 vs. Mississippi Valley State (11/23/2024)
FIELD GOAL ATTEMPTS	42 at Providence (12/3/2024)
FIELD GOAL PERCENTAGE	.327 (18-55) vs. Florida A&M (12/20/2024)
3-POINT FIELD GOALS MADE	2 vs. Mississippi Valley State (11/23/2024)
3-POINT FIELD GOAL ATTEMPTS	10 vs. Mississippi Valley State (11/23/2024)
3-POINT FIELD GOAL PERCENTAGE	.179 (5-28) vs. Cincinnati (1/25/2025)
FREE THROWS MADE	1 vs. Cincinnati (1/25/2025)
FIELD THROW ATTEMPTS	4 vs. Cincinnati (1/25/2025)
FREE THROW PERCENTAGE	.250 (1-4) vs. Cincinnati (1/25/2025)
REBOUNDS	22 vs. Queens (11/13/2024)
ASSISTS	8 at Colorado (1/21/2025)
STEALS	8 vs. Mississippi Valley State (11/23/2024)
BLOCKED SHOTS	2 vs. Wyoming (12/14/2024)
TURNOVERS	0 vs. Arizona State (12/31/2024)
FOULS	9 vs. Texas Tech (1/7/2025)
	9 vs. NC State (11/29/2024)
	9 vs. Ole Miss (11/28/2024)
	10 vs. Central Arkansas (11/5/2024)



BYU - INDIVIDUAL GAME HIGHS

POINTS

30 [Richie Saunders vs. Arizona State \(12/31/2024\)](#)

FIELD GOALS MADE

11 [Richie Saunders vs. Arizona State \(12/31/2024\)](#)
[Fousseyni Traore vs. Idaho \(11/16/2024\)](#)

FIELD GOAL ATTEMPTS

18 [Richie Saunders vs. Arizona State \(12/31/2024\)](#)

FIELD GOAL PERCENTAGE (min. 5 made)

1.000 (6-6) [Keba Keita vs. Fresno State \(12/11/2024\)](#)

3-POINT FIELD GOALS MADE

6 [Richie Saunders vs. Arizona State \(12/31/2024\)](#)
[Dawson Baker vs. Queens \(11/13/2024\)](#)

3-POINT FIELD GOAL ATTEMPTS

11 [Richie Saunders vs. Arizona State \(12/31/2024\)](#)
[Kanon Catchings vs. Central Arkansas \(11/5/2024\)](#)

3-POINT FIELD GOAL PERCENTAGE (min. 2 made)

1.000 (3-3) [Dawson Baker at Colorado \(1/21/2025\)](#)
 1.000 (3-3) [Dallin Hall vs. Oklahoma State \(1/14/2025\)](#)
 1.000 (3-3) [Richie Saunders vs. NC State \(11/29/2024\)](#)
 1.000 (2-2) [Mawon Mag at Utah \(1/18/2025\)](#)

FREE THROWS MADE

7 [Richie Saunders vs. Ole Miss \(11/28/2024\)](#)
[Fousseyni Traore vs. Idaho \(11/16/2024\)](#)

FIELD THROW ATTEMPTS

8 [Richie Saunders vs. Ole Miss \(11/28/2024\)](#)
[Keba Keita vs. UC Riverside \(11/8/2024\)](#)

FREE THROW PERCENTAGE (min. 3 made)

1.000 (7-7) [Fousseyni Traore vs. Idaho \(11/16/2024\)](#)
 1.000 (6-6) [Egor Demin at Providence \(12/3/2024\)](#)
 1.000 (6-6) [Fousseyni Traore vs. Ole Miss \(11/28/2024\)](#)
 1.000 (4-4) [Richie Saunders vs. Oklahoma State \(1/14/2025\)](#)
 1.000 (4-4) [Dallin Hall at Houston \(1/4/2025\)](#)
 1.000 (3-3) [Mawot Mag vs. Florida A&M \(12/20/2024\)](#)
 1.000 (3-3) [Egor Demin vs. Idaho \(11/16/2024\)](#)

REBOUNDS

13 [Keba Keita vs. Queens \(11/13/2024\)](#)

ASSISTS

11 [Egor Demin vs. Central Arkansas \(11/5/2024\)](#)

STEALS

4 [Egor Demin at Colorado \(1/21/2025\)](#)
[Richie Saunders vs. Idaho \(11/16/2024\)](#)
[Egor Demin vs. Central Arkansas \(11/5/2024\)](#)

BLOCKED SHOTS

3 [Keba Keita at Utah \(1/18/2025\)](#)
[Richie Saunders vs. Idaho \(11/16/2024\)](#)
[Egor Demin vs. Idaho \(11/16/2024\)](#)
[Kanon Catchings vs. Central Arkansas \(11/5/2024\)](#)

TURNOVERS

5 [Egor Demin vs. Arizona State \(12/31/2024\)](#)
[Egor Demin vs. Ole Miss \(11/28/2024\)](#)

FOULS

5 [Dallin Hall at Providence \(12/3/2024\)](#)

OPPONENT - INDIVIDUAL GAME HIGHS

POINTS

28 [Jaylen Murray vs. Ole Miss \(11/28/2024\)](#)

FIELD GOALS MADE

11 [Ezra Ausar at Utah \(1/18/2025\)](#)

FIELD GOAL ATTEMPTS

19 [Barrington Hargress vs. UC Riverside \(11/8/2024\)](#)

FIELD GOAL PERCENTAGE (min. 5 made)

1.000 (5-5) [Mylik Wilson at Houston \(1/4/2025\)](#)

3-POINT FIELD GOALS MADE

6 [Elijah Hawkins vs. Texas Tech \(1/7/2025\)](#)

3-POINT FIELD GOAL ATTEMPTS

11 [Gabe Madsen at Utah \(1/18/2025\)](#)

3-POINT FIELD GOAL PERCENTAGE (min. 2 made)

1.000 (2-2) [Mylik Wilson at Houston \(1/4/2025\)](#)
 1.000 (2-2) [Kaleb Washington vs. Florida A&M \(12/20/2024\)](#)
 1.000 (2-2) [Arthur Tate vs. Mississippi Valley State \(11/23/2024\)](#)
 1.000 (2-2) [Kyson Rose vs. Idaho \(11/16/2024\)](#)
 1.000 (3-3) [Maban Jabriel vs. Queens \(11/13/2024\)](#)

FREE THROWS MADE

10 [Bryce Hopkins at Providence \(12/3/2024\)](#)
[Dre Davis vs. Ole Miss \(11/28/2024\)](#)

FIELD THROW ATTEMPTS

14 [Dre Davis vs. Ole Miss \(11/28/2024\)](#)

FREE THROW PERCENTAGE (min. 3 made)

1.000 (8-8) [Sterling Young vs. Florida A&M \(12/20/2024\)](#)
 1.000 (6-6) [Matthew Murrell vs. Ole Miss \(11/28/2024\)](#)
 1.000 (5-5) [Jaylen Murray vs. Ole Miss \(11/28/2024\)](#)
 1.000 (5-5) [Micah Robinson at TCU \(1/11/2025\)](#)
 1.000 (4-4) [Emanuel Sharp at Houston \(1/4/2025\)](#)
 1.000 (4-4) [Alex Crawford vs. Fresno State \(12/11/2024\)](#)

REBOUNDS

11 [Nehemiah Turner vs. Central Arkansas \(11/5/2024\)](#)

ASSISTS

8 [Milos Uzan at Houston \(1/4/2025\)](#)

STEALS

4 [Arturo Dean vs. Oklahoma State \(1/14/2025\)](#)
[Zaon Collins vs. Fresno State \(12/11/2024\)](#)

BLOCKED SHOTS

3 [Lawson Lovering at Utah \(1/18/2025\)](#)
[Ja'Vier Francis at Houston \(1/4/2025\)](#)
[Malcolm Wilson vs. Queens \(11/13/2024\)](#)

TURNOVERS

6 [Brayden Fagebmi vs. Central Arkansas \(11/5/2024\)](#)

FOULS

5 [Jamyron Keller vs. Oklahoma State \(1/14/2025\)](#)
[Joseph Tugler at Houston \(1/4/2025\)](#)
[Dontrez Styles vs. NC State \(11/29/2024\)](#)
[Mikeal Brown-Jones vs. Ole Miss \(11/28/2024\)](#)



KEVIN YOUNG



EDUCATION

Clayton State (2004, B.A.)

COACHING EXPERIENCE

- BYU Head Coach (2024-present)
- Phoenix Suns Associate Head Coach (2021-24)
- Phoenix Suns Assistant Coach (2020-21)
- Philadelphia 76ers Assistant Coach (2016-20)
- Delaware 87ers Head Coach (2013-16)
- Iowa Energy Head Coach (2011-13)
- Utah Flash Head Coach (2010-11)
- Utah Flash Assistant Coach (2007-10)
- Shamrock Rovers Hoops Head Coach (2006-07)
- Utah Valley Assistant Coach (2005-06)
- Oxford College Assistant Coach (2004-05)

Kevin Young was named the 19th head coach in BYU men’s basketball program history on April 16, 2024.

No stranger to the highest level of basketball, Young was one of the most sought after assistants in the latest NBA hiring cycle before choosing to come to BYU. Prior to returning to the college game for the first time since working under Dick Hunsaker at Utah Valley, Young was on staff for the Phoenix Suns for four years including the last three as an associate head coach. He helped the organization reach the playoffs every year including a run to the NBA Finals in 2020-21.

Young was pulling double duty in the spring of 2024 as he was still helping the Suns during their run in the NBA Playoffs while putting together a coaching staff and recruiting.

In his final season in Phoenix, he help them finish second in the Pacific division and sixth in the West with a record of 49-33. Kevin Durant and Devin Booker became the Suns’ 12th pair of teammates to be named onto All-NBA teams in the same season with Durant being named to the Second Team for the fifth time in his career while Booker picked up Third Team accolades. In his first full season in Phoenix, Durant started in 75 games averaging 27.1 points, 0.2 less than his career average. He shot 52.3 percent from the field, 41.3 percent from three and 85.6 percent from the free throw line. Booker nearly averaged a career-high in scoring, finishing with 27.1 points per game.

Grayson Allen had a career year in Young’s offense leading the league in 3-point percentage shooting 46.1 percent from beyond the arc. He also had career-highs in field goal attempts per game, points per game, rebounds per game and assists per game.

Phoenix finished with the fourth-best record in the Western Conference in 2022-23, 45-37, after trading for Durant at the trade deadline. They advanced to the semifinals before falling to eventual NBA Champions Denver Nuggets. They only needed five games to defeat the Los Angeles Clippers including four straight wins after dropping game one of the series.

In his first season as associate head coach, Young and the Suns won a franchise record 64 games eclipsing the previous record of 62 set in 1992-93 and 2004-05. It also marked the first time since 2005 that they were the top seed in the Western Conference where they advanced the conference semifinals. Thy defeated the New Orleans Pelicans in six games before falling to Dallas Mavericks in the semifinals in seven games.

Booker was rewarded with a four-year, \$220 million supermax extension following a season where he averaged a career-high 27.8 points per game and was named an All-Star for at third time. He also became the second-greatest 3-point shooter in franchise history against the Portland Trail Blazers. He was joined on the All-Star team by Chris Paul, who moved up to third on the all-time list behind only Jason Kidd and John Stockton. Monty Williams and his staff also coached the All-Star game leading Team Lebron to a 163-160 victory over Team Durant.

His first season in Phoenix was one of the best in Suns history as they advanced to the NBA Finals for the first time in 28 years. They went 51-21 to win the Pacific Division and earn the No. 2 seed in the Western Conference behind the Utah Jazz.

The Suns defeated the Los Angeles Lakers in the first round of the playoffs before sweeping the Denver Nuggets in four games in the Western Conference semifinals. They went on to defeat Paul’s former team, Los Angeles Clippers, in the Western Conference finals, falling to Milwaukee Bucks in the NBA Finals in six games.

Booker was named the Player of the Month in February after helping the Suns go 12-3, their highest total wins ever in that month and most games they had won in a month since March 2010. He led the entire Western Conference with 27.9 points per game on 52.3 field goal shooting, 39.3 3-point shooting and 82.5 percent free throw shooting. He was also named an All-Star along Paul, who joined the franchise right before the season in a trade with Oklahoma City Thunder.

Young’s final season with the Philadelphia 76ers was shortened due to the COVID-19. The league officials suspended the season following the games of March 11 after it was reported that Rudy Gobert tested positive. The 76ers went 43-30 to finish third in the division and sixth in the Eastern Conference, falling to the Boston Celtics in four games in the opening round of the playoffs.

The 76ers went 4-4 in seeding games in the NBA bubble with wins over San Antonio, Washington, Orlando and Houston. They would lose to the Boston Celtics in four games in the playoffs with Joel Embiid scoring over 30 points in the final three contests.

In 2018-19, Philadelphia finished second in the Atlantic Division and third in the Eastern Conference. They advanced to the conference semifinals, losing in seven games to the eventual NBA Champion Toronto Raptors.

The 76ers were led by Embiid, a NBA All-Star and All-NBA Second Team honoree. He led the team in scoring (1,761), rebounds (871) and blocks (122). In his second full season in the league, Ben Simmons played in a team-high 79 games leading the team in minutes played, assists and steals.

After going 25-25 in the 50 games of the 2017-18 season, Philadelphia finished the remainder of the season 27-5 including winning a franchise record 16 consecutive games to finish the season. It was the team’s first appearance in the NBA Playoffs since 2011-12 and their first 50-win season since 2000-01.

Simmons was named the NBA Rookie of the Year after averaging 15.8 points, 8.2 assists and 8.1 rebounds per game. Embiid became the first All-Star for the Sixers that season since 2013. He averaged a double-double (22.9 points, 11.0 rebounds). Current LA Lakers head coach JJ Redick ranked second on the team in scoring at 17.1 points per game, shooting 42.0 percent from 3-point range.

His first season with the 76ers saw them win 28 games, a 18-game improvement for the franchise. Simmons, the first overall pick in the 2017 NBA Draft, missed the entire season due to a foot injury.

Embiid was named the Eastern Conference Rookie of the Month three times after being limited to only 31 games due to a left knee injury. The former No. 3 pick had missed the previous two seasons due to injury. He recorded the second-most consecutive 20-point games by a rookie in franchise history (10).

Dario Šarić was named the Rookie of the Month twice as the draft and stash product made his way to the NBA after being drafted by the organization in 2014. He appeared in a career-high 81 games and finished the season averaging 12.8 points and 6.3 rebounds per game, shooting 41.1 percent from the field, 31.1 percent from three and 78.2 percent from the charity stripe.

Young spent the previous three seasons with the Delaware 87ers including last two as head coach. He replaced Rob Baker, who was promoted to scout for the Philadelphia 76ers. The 87ers went from 20 wins to 21 wins to 26 wins during his time with the franchise.

He was instrumental in helping Thanasis Antetokounmpo get drafted while helping four players score at least 45 points. Of those two, Christian Wood and Jordan McRae made an impact in the NBA.

During his two seasons as the head coach of the Iowa Energy he compiled a record of 31-42. After replacing Nick Nurse, who was named the head coach of the Rio Grande Valley Vipers, Young led the team to a record of 25-25 and an appearance in the first round of the D-League Playoffs. He was also named the 2012 D-League All-Star Game coach.

Young spent two seasons with Utah Flash. He was promoted to head coach in 2010, leading the team to a record of 28-22 including a nine-game win streak. They reached the postseason, falling to eventual champion Iowa Energy in three games. He first joined the organization as an assistant coach for a season under Brad Jones after coaching overseas for a season.

His first head coaching experience came in Ireland after being named to lead Shamrock Rovers Hoops in 2006. In his lone season in the Superleague, Young led the team a 12-8 record and appearance in the quarterfinals of the Irish playoffs.

Prior to moving across the pond, Young spent a year as the director of basketball of operations at Utah Valley. Playing as an independent, the Wolverines went 17-12 including a 75-71 victory over Arizona State in Tempe, Ariz. After trailing by four at halftime, UVU outscored the Sun Devils 12-3 in the final 3:09 of regulation to seal the victory and overcome a four-point halftime deficit.

He began his coaching career at Oxford College of Emory in 2004-05 helping the Eagles go 22-10 and finis the year ranked 10th in the final NCAA poll.

Young finished his collegiate career at Clayton State after spending two years at Middle Georgia College where the standout guard led the team to a runner-up finish at the Georgia College Athletic Association State Tournament. During his time as a Laker, the standout guard appeared in 59 games including 51 starts averaging 24.9 minutes per game.

As a senior, he started in all 30 games for Lakers where averaged 8.2 points, 2.9 assists and 2.5 rebounds per game. He graduated with a degree in integrative studies.

Born in Salt Lake City, Utah, Young grew up in Marietta, Georgia attending Sprayberry High School. He was a two-year letterwinner under head coach Roger Kaum. He averaged 15 points and six assists per game as a senior, helping his team go 27-4 and ranked sixth in the state.

Young is married to Melissa (Bailey) Young and they have two sons and a daughter.

YOUNG'S HEAD COACHING RECORD													
Season	School	Overall	Pct.	Home	Pct.	Away	Pct.	Neutral	Pct.	Conf.	Pct.	Conf. Tourney	Postseason
2024-25	BYU	13-6	.684	10-1	.909	1-4	.200	2-1	.667	4-4	.500	0-0	0-0
	Overall	13-6	.684	10-1	.909	1-4	.200	2-1	.667	4-4	.500	0-0	0-0



NUMERICAL/ALPHABETICAL ROSTER

Numerical Roster

No.	Name	Pos.	Ht.	Wt.	Yr.	Exp	Hometown (Previous School)
0	Mawot Mag	F	6-7	220	Sr.	TR	Melbourne, Australia (Rutgers)
1	Trey Stewart	G	6-2	190	Sr.	3L	American Fork, Utah (American Fork HS)
2	Elijah Crawford	G	6-2	182	Fr.	HS	Augusta, Georgia (Brewster Academy)
3	Egor Demin	G	6-9	190	Fr.	HS	Moscow, Russia (Real Madrid)
4	Brody Kozlowski	F	6-8	231	Fr.	HS	Draper, Utah (Corner Canyon HS)
5	Mihailo Bošković	F	6-10	220	Jr.	HS	Užice, Serbia (Igokea)
6	Kanon Catchings	F	6-9	212	Fr.	HS	Brownsburg, Indiana (Overtime Elite)
7	Khadim Mboup	F	6-9	-	Fr.	HS	Dakar, Senegal (NBA Academy Africa)
12	Townsend Tripple	F	6-8	218	So.	1L	Meridian, Idaho (Rocky Mountain HS)
13	Keba Keita	C	6-9	229	Jr.	TR	Bamako, Mali (Utah)
15	Richie Saunders	G	6-5	196	Jr.	2L	Riverton, Utah (Wasatch Academy)
20	Max Triplett	F	6-9	230	Jr.	TR	Huntsville, Utah (Snow College)
21	Trevin Knell	G	6-5	186	Sr.	3L	North Salt Lake, Utah (Woods Cross HS)
25	Dawson Baker	G	6-4	201	R-Jr.	RS	Coto De Caza, California (UC Irvine)
30	Dallin Hall	G	6-4	197	Jr.	2L	Plain City, Utah (Fremont HS)
45	Fousseyini Traore	F	6-6	250	Sr.	3L	Bamako, Mali (Wasatch Academy)
51	Jared McGregor	G	6-3	198	Jr.	2L	Saratoga Springs, Utah (Westlake HS)

Alphabetical Roster

No.	Name	Pos.	Ht.	Wt.	Yr.	Exp	Hometown (Previous School)
25	Dawson Baker	G	6-4	201	R-Jr.	RS	Coto De Caza, California (UC Irvine)
5	Mihailo Bošković	F	6-10	220	Jr.	HS	Užice, Serbia (Igokea m:tel)
6	Kanon Catchings	F	6-9	212	Fr.	HS	Brownsburg, Indiana (Overtime Elite)
2	Elijah Crawford	G	6-2	182	Fr.	HS	Augusta, Georgia (Brewster Academy)
3	Egor Demin	G	6-9	190	Fr.	HS	Moscow, Russia (Real Madrid)
30	Dallin Hall	G	6-4	197	Jr.	2L	Plain City, Utah (Fremont HS)
13	Keba Keita	C	6-9	229	Jr.	TR	Bamako, Mali (Utah)
21	Trevin Knell	G	6-5	186	Sr.	3L	North Salt Lake, Utah (Woods Cross HS)
4	Brody Kozlowski	F	6-8	231	Fr.	HS	Draper, Utah (Corner Canyon HS)
0	Mawot Mag	F	6-7	220	Sr.	TR	Melbourne, Australia (Rutgers)
7	Khadim Mboup	F	6-9	-	Fr.	HS	Dakar, Senegal (NBA Academy Africa)
51	Jared McGregor	G	6-3	198	Jr.	2L	Saratoga Springs, Utah (Westlake HS)
15	Richie Saunders	G	6-5	196	Jr.	2L	Riverton, Utah (Wasatch Academy)
1	Trey Stewart	G	6-2	190	Sr.	3L	American Fork, Utah (American Fork HS)
45	Fousseyini Traore	F	6-6	250	Sr.	3L	Bamako, Mali (Wasatch Academy)
20	Max Triplett	F	6-9	230	Jr.	TR	Huntsville, Utah (Snow College)
12	Townsend Tripple	F	6-8	218	So.	1L	Meridian, Idaho (Rocky Mountain HS)

Coaching Staff

Name	Position (Year at BYU)	Alma Mater (Year)
Kevin Young	Head Coach (1st)	Clayton State (2004)
Will Voigt	Assistant Coach (1st)	Pomona College (1998)
Brandon Dunson	Assistant Coach (1st)	Azusa Pacific (2012)
Chris Burgess	Assistant Coach (4th)	Utah (2014)
Tim Fanning	Assistant Coach (1st)	Whittier College (2007)
John Linehan	Assistant Coach (1st)	Providence (2013)
Doug Stewart	Chief of Staff (1st)	Brown (1994)
Jordan Brady	Dir. of Player Development	UVU (2008)
Akash Sebastian	Dir. of Analytics & Strategy (1st)	Birla Education of Technology & Science (2019)
Danielle LaFata	Dir. of Nutrition (1st)	Wayne State (2006)
Justin Young	Dir. of Recruiting (1st)	Kennesaw State
Nate Austin	Dir. of Basketball Operations (2nd)	BYU (2016)
Robert Ramos	Dir. of Sports Medicine (23rd)	BYU (1995)
Michael Davie	Dir. of Strength & Conditioning/Sports Science (2nd)	Queensland University of Technology (2005)

Pronunciation Guide

Mihailo Boskovic	mee-high-low bos-shko-vitch
Kanon Catchings	cannon (like the camera)
Egor Demin	yay-gor di-min
Keba Keita	kay-buh kay-tah
Trevin Knell	nell (like smell)
Brody Kozlowski	cause-lou-ski
Mawot Mag	moh-wit mag (like magazine)
Khadim Mboup	huh-deem mm-boop
Robert Ramos	ray-mos
Richie Saunders	saw-n-ders
Fousseyini Traore	foo-sen-ee try-or-eh
Will Voigt	voit
Akash Sebastian	uh-cosh

GEOGRAPHIC BREAKDOWN

Australia

Mawot Mag

California

Dawson Baker

Georgia

Elijah Crawford

Idaho

Townsend Tripple

Indiana

Kanon Catchings

Mali

Keba Keita
Fousseyini Traore

Russia

Egor Demin

Senegal

Khadim Mboup

Serbia

Mihailo Bošković

Utah

Dallin Hall
Trevin Knell
Brody Kozlowski
Jared McGregor
Richie Saunders
Trey Stewart
Max Triplett

CLASS BREAKDOWN

Freshman

Kanon Catchings
Elijah Crawford
Egor Demin
Brody Kozlowski
Khadim Mboup

Sophomore

Townsend Tripple

Junior

Dawson Baker*
Mihailo Bošković
Dallin Hall
Keba Keita
Jared McGregor
Richie Saunders
Max Triplett

Senior

Trevin Knell
Mawot Mag
Trey Stewart
Fousseyini Traore

*Redshirted 2023-24 season





#0 Mawot Mag
6-7 | Forward | Senior
Melbourne, Australia



#1 Trey Stewart
6-2 | Guard | Senior
American Fork, Utah



#2 Elijah Crawford
6-2 | Guard | Freshman
Augusta, Georgia



#3 Egor Demin
6-9 | Guard | Freshman
Moscow, Russia



#4 Brody Kozlowski
6-9 | Forward | Freshman
Draper, Utah




#5 Mihailo Boskovic
6-10 | Forward | Junior
Uzice, Serbia



#6 Kanon Catchings
6-9 | Forward | Freshman
Brownsburg, Indiana



#7 Khadim Mboup
6-9 | Forward | Freshman
Dakar, Senegal



#12 Townsend Tripple
6-8 | Forward | Sophomore
Meridian, Idaho



#13 Keba Keita
6-9 | Forward | Junior
Bamako, Mali



#15 Richie Saunders
6-5 | Forward | Junior
Riverton, Utah



#20 Max Triplett
6-9 | Forward | Junior
Huntsville, Utah



#21 Trevin Knell
6-5 | Guard | Senior
North Salt Lake, Utah



#25 Dawson Baker
6-4 | Guard | Redshirt Junior
Coto de Caza, California



#30 Dallin Hall
6-4 | Guard | Junior
Plain City, Utah



#45 Fousseyni Traore
6-6 | Forward | Senior
Bamako, Mali



#51 Jared McGregor
6-3 | Guard | Junior
Saratoga Springs, Utah



Kevin Young
Head Coach



Will Voigt
Assistant Coach



Brandon Dunson
Assistant Coach



Chris Burgess
Assistant Coach



Tim Fanning
Assistant Coach



John Linehan
Assistant Coach



Doug Stewart
Chief of Staff




Nate Austin
Dir. of Basketball Operations



Jordan Brady
Dir. of Player Development



Akash Sebastian
Dir. of Analytics & Strategy



Danielle LaFata
Dir. of Nutrition



Justin Young
Dir. of Recruiting



Robert Ramos
Dir. of Sports Medicine



2024-25

Scored a season-high 11 points in win over Wyoming... knocked down three 3-pointers for the second time in his career... also had three rebounds in win over the Cowboys... got first start as a Cougar in win over Florida A&M... scored in double figures in three of last five appearances... tied a career-high with two blocks at TCU...

PERSONAL

Born in Sudan, then moved to Melbourne, Australia at two years old...

BEFORE BYU

Spent four seasons at Rutgers... graduated with a Bachelor's in labor studies and employment relations... appeared in 80 games including 41 starts, averaging 17.8 minutes per game... averaged 5.5 points, 3.1 rebounds and 0.8 assists per game... shot 44.3 percent from the field, 26.3 percent from three and 70.7 percent from the free throw line... scored in double figures 17 times... recorded lone double-double of collegiate career with 24 points and 10 boards against Iowa on January 6, 2024... appeared in 17 games with 16 starts as a senior... played at Prolific Prep for final two seasons after spending a year at Victory Rock Prep in Florida... three-star recruit by Rivals and 247Sports... no. 41 small forward and No. 223 overall in Class of 2020... averaged 10.2 points, 6.0 rebounds, 2.5 assists and 1.5 steals per game as a senior... only appeared in six games as a junior, averaging 10.0 points, 6.5 rebounds, 1.5 rebounds and 1.5 blocks per game... chose Rutgers over Cal State Fullerton, DePaul, Oregon State, Washington State and Nevada...

2024-25 GAME-BY-GAME

OPPONENT	DATE	GS	MIN.	FG-FGA	PCT	3FG-FGA	PCT	FT-FTA	PCT	OFF	DEF	REB	AST	BLK	STL	PF	TO	PTS	AVG
Central Arkansas	11/5		13	1-4	.250	1-2	.500	0-0	.000	2	0	2	1	0	1	2	1	3	3.0
UC Riverside	11/8		4	1-1	1.000	0-0	.000	0-0	.000	0	0	0	0	0	0	1	0	2	2.5
Queens	11/13		15	3-5	.600	0-2	.000	0-0	.000	2	0	2	1	1	1	1	0	6	3.7
Idaho	11/16		10	0-1	.000	0-0	.000	2-3	.667	1	0	1	0	0	0	1	0	2	3.3
Mississippi Valley	11/23		11	1-3	.333	0-1	.000	2-2	1.000	0	0	0	0	0	0	3	0	4	3.4
vs. Ole Miss	11/28		1	0-0	.000	0-0	.000	0-0	.000	0	1	1	0	0	0	1	0	0	2.8
vs. NC State	11/29																		
at Providence	12/3		9	0-0	.000	0-0	.000	2-2	1.000	1	0	1	0	0	0	3	0	2	2.7
Fresno State	12/11																		
vs. Wyoming	12/14		23	4-5	.800	3-4	.750	0-0	.000	1	2	3	1	1	1	0	0	11	3.8
Florida A&M	12/20	*	15	3-4	.750	1-2	.500	3-3	1.000	0	2	2	1	1	1	3	0	10	4.4
Arizona State	12/31		10	1-3	.333	0-1	.000	0-0	.000	0	0	0	0	0	1	2	1	2	4.2
at Houston	1/4		6	1-2	.500	0-0	.000	0-0	.000	0	0	0	0	0	1	1	1	2	4.0
Texas Tech	1/7		21	5-9	.556	1-4	.250	0-0	.000	3	2	5	1	0	1	2	0	11	4.6
at TCU	1/11		25	1-4	.250	0-2	.000	3-4	.750	1	2	3	0	2	1	1	0	5	4.6
Oklahoma State	1/14	*	20	2-5	.400	0-2	.000	2-4	.500	1	1	2	1	0	2	1	1	6	4.7
at Utah	1/18	*	14	2-2	1.000	2-2	1.000	0-1	.000	0	0	0	0	0	0	3	0	6	4.8
at Colorado	1/21	*	23	5-9	.556	0-3	.000	1-1	1.000	0	5	5	1	0	1	3	2	11	5.2
Cincinnati	1/25	*	24	1-1	1.000	0-0	.000	1-2	.500	0	2	2	0	0	2	1	3	3	5.1
Baylor	1/28																		
at UCF	2/1																		
ARizona	2/4																		
at Cincinnati	2/8																		
at West Virginia	2/11																		
Kansas State	2/15																		
Kansas	2/18																		
at Arizona	2/22																		
at Arizona State	2/26																		
West Virginia	3/1																		
at Iowa State	3/4																		
Utah	3/8																		
TOTAL			252	31-58	.534	8-25	.320	16-22	.727	12	17	29	7	5	13	29	9	86	5.1

SEASON HIGHS

Points:	11 (3x)	at Colorado (1/21/25)
Rebounds:	5 (2x)	at Colorado (1/21/25)
Assists:	1 (7x)	at Colorado (1/21/25)
Steals:	2 (2x)	Cincinnati (1/25/25)
Blocks:	2	at TCU (1/11/25)
Field Goals:	5 (2x)	at Colorado (1/21/25)
3-Pointers:	3	vs. Wyoming (12/14/24)
Free Throws:	3	Florida A&M (12/20/24)
Minutes:	25	at TCU (1/11/25)

CAREER HIGHS

Points:	24	at Iowa (01/06/24)
Rebounds:	10	at Iowa (01/06/24)
Assists:	4 (2x)	. Indiana (01/09/24)
Steals:	3 (3x)	at Michigan (02/03/24)
Blocks:	2 (4x)	at TCU (1/11/25)
Field Goals:	7 (2x)	Nebraska (01/17/24)
3-Pointers:	3 (2x)	vs. Wyoming (12/14/24)
Free Throws:	7	at Iowa (01/06/24)
Minutes:	38	Nebraska (01/17/24)

BIG 12 HIGHS

Points:	11 (2x)	at Colorado (1/21/25)
Rebounds:	5 (2x)	at Colorado (1/21/25)
Assists:	1 (3x)	at Colorado (1/21/25)
Steals:	2 (2x)	Cincinnati (1/25/25)
Blocks:	2	at TCU (1/11/25)
Field Goals:	5 (2x)	at Colorado (1/21/25)
3-Pointers:	2	at Utah (1/18/25)
Free Throws:	3	at TCU (1/11/25)
Minutes:	25	at TCU (1/11/25)

PRODUCTION TRACKER

	2024-25	Career
Had a double-double	--	1 (0-1)
Scored 10+ points	4 (3-1)	21 (15-6)
Scored 20+ points	--	1 (0-1)
Led BYU in scoring	--	--
Led BYU in rebounds	--	--
Led BYU in assists	--	--
Led BYU in steals	4 (2-2)	4 (2-2)
Made 3+ 3-pt FGs	1 (1-0)	2 (1-1)
Had 3+ assists	--	4 (2-2)
Had 5+ assists	--	--
Had 3+ steals	--	3 (2-1)
Had 5+ rebounds	2 (1-1)	25 (15-10)
Had 10+ rebounds	--	1 (0-1)

CAREER STATISTICS

YEAR	GP-GS	MPG	FG-FGA	PCT	3FG-A	PCT	FT-FTA	PCT	OFF-DEF-REB	AVG	PF-D	A	AVG	TO	BLK	AVG	STL	AVG	PTS	AVG
2020-21*	12-0	5.8	10-16	.625	1-3	.333	3-6	.500	4-9-13	1.1	5-0	1	0.1	4	1	0.1	2	0.2	24	2.0
2021-22*	28-2	11.7	31-75	.413	4-17	.235	16-23	.696	24-28-52	1.9	3-60	12	0.4	17	7	0.3	8	0.3	82	2.9
2022-23*	23-23	24.8	67-134	.500	9-30	.300	37-50	.740	37-84-121	5.3	48-1	26	1.1	35	9	0.4	23	1.0	180	7.8
2023-24*	17-16	26.8	58-150	.387	12-49	.245	26-37	.703	22-42-64	3.8	36-1	21	1.2	26	7	0.4	20	1.2	154	9.1
2024-25	17-5	14.2	31-58	.534	8-25	.320	16-22	.727	12-17-29	1.7	29-0	7	0.4	9	5	0.3	13	0.8	86	5.1
TOTAL!	97-46	17.2	197-433	.455	34-124	.274	98-138	.710	99-180-279	2.9	154-2	67	0.7	91	29	0.3	66	0.7	526	5.4

* Rutgers ! Rutgers and BYU





TREY STEWART

SENIOR | 6-2 | GUARD | AMERICAN FORK, UTAH | AMERICAN FORK HIGH SCHOOL

2024-25

Made season debut in win over Mississippi Valley State... connecting on a 3-pointer for the 11th time in his career...

2023-24

Got first career start in season opener against Houston Christian... 35th different player to start a game under Pope... scored a career-high 10 points against HCU... hit at least one 3-pointer in six games this season... has a season-high four assists three times... appeared in 11 straight games after only appearing in two of BYU's first nine league games...

2022-23

WCC All-Academic Honorable Mention... 12th in the WCC in assist-turnover- ratio... had a career-high eight assists in win over Western Oregon... carer-high nine points against Santa Clara... made first career 3-pointer and free throw against the San Diego State...

2021-22

Appeared in 11 games, playing a total of 26 minutes... scored a season-high two points against Oregon and Washington State... played a season-high five minutes in NIT first round win over Long Beach State...

BEFORE BYU

Graduated from American Fork... first team all-state as a senior after averaging 14.8 points per game...served a mission for the Church of Jesus Christ of Latter Day Saints in Leeds, England and Kennewick, Washington...

PERSONAL

Founder of Default Happiness, a clothing company focused on promotion a happy and healthy mindset in athletes by wearing the source of their game while they game... put together his own fashion show in the fall... signed former BYU and current Minnesota Vikings quarterback Jaren Hall to a NIL deal producing his own clothing line called 'kindness counts' ... sister, Sophie, played soccer at Utah Tech...

2024-25 GAME-BY-GAME

OPPONENT	DATE	GS	MIN.	FG-FGA	PCT	3FG-FGA	PCT	FT-FTA	PCT	OFF	DEF	REB	AST	BLK	STL	PF	TO	PTS	AVG
Central Arkansas	11/5																		
UC Riverside	11/8																		
Queens	11/13																		
Idaho	11/16																		
Mississippi Valley	11/23		9	1-1	1.000	1-1	1.000	0-0	.000	0	1	1	0	0	0	1	1	3	3.0
vs. Ole Miss	11/28		1	0-0	.000	0-0	.000	0-0	.000	0	0	0	0	0	0	0	0	0	1.5
vs. NC State	11/29		6	0-1	.000	0-1	.000	0-0	.000	1	0	1	0	0	0	1	0	0	1.0
at Providence	12/3		4	0-1	.000	0-1	.000	0-0	.000	0	0	0	0	0	0	0	0	0	0.8
Fresno State	12/11																		
vs. Wyoming	12/14																		
Florida A&M	12/20		7	0-0	.000	0-0	.000	0-0	.000	0	0	0	1	0	2	1	0	0	0.6
Arizona State	12/31		2	0-0	.000	0-0	.000	0-0	.000	0	0	0	0	0	0	1	0	0	0.5
at Houston	1/4		3	0-0	.000	0-0	.000	0-0	.000	0	0	0	0	0	1	0	0	0	0.4
Texas Tech	1/7		1	1-1	1.000	1-1	1.000	0-0	.000	0	0	0	0	0	0	0	0	3	0.8
at TCU	1/11		1	0-0	.000	0-0	.000	0-0	.000	0	0	0	0	0	0	0	0	0	0.7
Oklahoma State	1/14																		
at Utah	1/18		4	0-1	.000	0-1	.000	0-0	.000	0	0	0	0	0	0	0	0	0	0.6
at Colorado	1/21		1	0-0	.000	0-0	.000	0-0	.000	0	0	0	0	0	0	0	0	0	0.5
Cincinnati	1/25		1	0-0	.000	0-0	.000	0-0	.000	0	0	0	0	0	0	0	0	0	0.5
Baylor	1/28																		
at UCF	2/1																		
ARizona	2/4																		
at Cincinnati	2/8																		
at West Virginia	2/11																		
Kansas State	2/15																		
Kansas	2/18																		
at Arizona	2/22																		
at Arizona State	2/26																		
West Virginia	3/1																		
at Iowa State	3/4																		
Utah	3/8																		
TOTAL			38	2-5	.400	2-5	.400	0-0	.000	1	1	2	1	0	3	4	1	3	0.5

SEASON HIGHS

Points:	3 (2x)	Texas Tech (1/7/25)
Rebounds:	1	Mississippi Valley State (11/23/24)
Assists:	1	Florida A&M (12/20/24)
Steals:	2	Florida A&M (12/20/24)
Blocks:	--	--
Field Goals:	1 (2x)	Texas Tech (1/7/25)
3-Pointers:	1 (2x)	Texas Tech (1/7/25)
Free Throws:	--	--
Minutes:	9	Mississippi Valley State (11/23/24)

CAREER HIGHS

Points:	10	Houston Christian (11/06/23)
Rebounds:	6	Bellarmine (12/22/23)
Assists:	8	Western Oregon (12/15/22)
Steals:	4	vs. Westminster (11/29/22)
Blocks:	2 (5x)	Wyoming (12/30/23)
Field Goals:	4	Santa Clara (2/16/23)
3-Pointers:	1 (12x)	Texas Tech (1/7/25)
Free Throws:	2 (3x)	vs. Arizona State (11/23/23)
Minutes:	23	vs. Westminster (11/29/22)

BIG 12 HIGHS

Points:	4	Kansas State (2/10/24)
Rebounds:	3	Kansas State (2/10/24)
Assists:	1 (4x)	at Kansas (2/27/24)
Steals:	2	Kansas State (2/10/24)
Blocks:	--	--
Field Goals:	2	Kansas State (2/10/24)
3-Pointers:	1	Texas Tech (1/7/25)
Free Throws:	--	--
Minutes:	9	UCF (2/13/24)

PRODUCTION TRACKER

	2024-25	Career
Had a double-double	--	--
Scored 10+ points	--	1 (1-0)
Scored 20+ points	--	--
Led BYU in scoring	--	--
Led BYU in rebounds	--	--
Led BYU in assists	--	1 (1-0)
Led BYU in steals	2 (1-1)	7 (6-1)
Made 3+ 3-pt FGs	--	--
Had 3+ assists	--	6 (6-0)
Had 5+ assists	--	1 (1-0)
Had 3+ steals	--	3 (3-0)
Had 5+ rebounds	--	3 (3-0)
Had 10+ rebounds	--	--

CAREER STATISTICS

YEAR	GP-GS	MPG	FG-FGA	PCT	3FG-A	PCT	FT-FTA	PCT	OFF-DEF-REB	AVG	PF-D	A	AVG	TO	BLK	AVG	STL	AVG	PTS	AVG
2021-22	11-0	2.6	2-9	.222	0-3	.000	0-0	.000	2-5-7	0.6	5-0	2	0.2	2	1	0.1	3	0.3	4	0.4
2022-23	27-0	10.2	16-64	.250	4-34	.118	5-10	.500	10-22-32	1.2	42-1	28	1.0	14	6	0.2	22	0.8	41	1.5
2023-24	26-4	9.4	22-54	.407	6-23	.261	6-10	.600	11-36-47	1.8	28-0	29	1.1	20	6	0.2	12	0.5	56	2.2
2024-25	12-0	3.2	2-5	.400	2-5	.400	0-0	.000	1-1-2	0.2	4-0	1	0.1	1	0	0.0	3	0.3	6	0.5
TOTAL	76-4	7.7	42-132	.318	12-65	.185	11-20	.550	24-64-88	1.2	79-1	60	0.8	37	13	0.2	40	0.5	107	1.4





ELIJAH CRAWFORD

FRESHMAN | 6-2 | GUARD | AUGUSTA, GEORGIA | BREWSTER ACADEMY

2024-25

Made collegiate debut in season opener against Central Arkansas... finished with two points, four rebounds, two assists and a steal... scored a career-high five points in win over Wyoming at the Delta Center... made first career 3-pointer against the Cowboys...

BEFORE BYU

Prepped at Brewster Academy... four-star recruit (247Sports, On3, ESPN)... Ranked No. 96 in ESPN 100... MaxPreps.com New Hampshire Player of the Year as a senior... averaged 12.0 points, 4.3 assists, 3.4 rebounds and 1.6 steals per game... shot 46.0 percent from the field, 40.0 percent from three and 90.0 percent from the free throw line... helped Augusta Christian win a state title as a sophomore... 15U EYBL Peach Jam Champion...

PERSONAL

Son of Brittany Williams and Broderick Crawford... has three siblings... cousin, Vonteeogo Cummings, played at Pitt and overseas...

2024-25 GAME-BY-GAME

OPPONENT	DATE	GS	MIN.	FG-FGA	PCT	3FG-FGA	PCT	FT-FTA	PCT	OFF	DEF	REB	AST	BLK	STL	PF	TO	PTS	AVG
Central Arkansas	11/5		12	1-4	.250	0-2	.000	0-0	.000	3	1	4	2	0	1	3	1	2	2.0
UC Riverside	11/8		8	0-2	.000	0-0	.000	0-0	.000	0	1	1	0	0	0	1	2	0	1.0
Queens	11/13		16	1-2	.500	0-0	.000	1-2	.500	2	2	4	4	0	2	2	2	3	1.7
Idaho	11/16		10	0-1	.000	0-1	.000	0-1	.000	0	0	0	1	0	1	2	0	0	1.3
Mississippi Valley	11/23		2	0-1	.000	0-1	.000	0-0	.000	0	0	0	0	0	0	0	0	0	1.0
vs. Ole Miss	11/28		3	0-0	.000	0-0	.000	0-0	.000	0	0	0	0	0	0	0	0	0	0.8
vs. NC State	11/29																		
at Providence	12/3		3	0-2	.000	0-0	.000	2-2	1.000	0	1	1	0	0	0	0	0	2	1.0
Fresno State	12/11		9	1-3	.333	0-1	.000	0-0	.000	0	0	0	1	0	0	2	1	2	1.1
vs. Wyoming	12/14		11	2-3	.667	1-2	.500	0-0	.000	0	0	0	0	0	0	2	0	5	1.6
Florida A&M	12/20		14	1-3	.333	0-1	.000	2-2	1.000	0	3	3	4	0	2	2	0	4	1.8
Arizona State	12/31		1	0-0	.000	0-0	.000	0-0	.000	0	0	0	0	0	0	1	0	0	1.6
at Houston	1/4		3	0-0	.000	0-0	.000	0-0	.000	0	0	0	0	0	0	0	0	0	1.5
Texas Tech	1/7		1	0-0	.000	0-0	.000	0-0	.000	0	0	0	0	0	0	0	0	0	1.4
at TCU	1/11																		
Oklahoma State	1/14																		
at Utah	1/18																		
at Colorado	1/21		3	0-0	.000	0-0	.000	0-0	.000	0	0	0	0	0	0	0	0	0	1.3
Cincinnati	1/25		1	2-2	1.000	1-1	1.000	0-0	.000	0	0	0	0	0	0	0	0	5	1.5
Baylor	1/28																		
at UCF	2/1																		
ARizona	2/4																		
at Cincinnati	2/8																		
at West Virginia	2/11																		
Kansas State	2/15																		
Kansas	2/18																		
at Arizona	2/22																		
at Arizona State	2/26																		
West Virginia	3/1																		
at Iowa State	3/4																		
Utah	3/8																		
TOTAL			99	8-23	.348	2-9	.222	5-7	.714	5	8	13	12	0	6	15	6	23	1.5

SEASON HIGHS

Points:	5 (2x)	Cincinnati (1/25/25)
Rebounds:	4 (2x)	Queens (11/13/24)
Assists:	4 (2x)	Florida A&M (12/20/24)
Steals:	2 (2x)	Florida A&M (12/20/24)
Blocks:	--	--
Field Goals:	2 (2x)	Cincinnati (1/25/25)
3-Pointers:	1 (2x)	Cincinnati (1/25/25)
Free Throws:	2 (2x)	Florida A&M (12/20/24)
Minutes:	16	Queens (11/13/24)

CAREER HIGHS

Points:	5 (2x)	Cincinnati (1/25/25)
Rebounds:	4 (2x)	Queens (11/13/24)
Assists:	4 (2x)	Florida A&M (12/20/24)
Steals:	2 (2x)	Florida A&M (12/20/24)
Blocks:	--	--
Field Goals:	2 (2x)	Cincinnati (1/25/25)
3-Pointers:	1 (2x)	Cincinnati (1/25/25)
Free Throws:	2 (2x)	Florida A&M (12/20/24)
Minutes:	16	Queens (11/13/24)

BIG 12 HIGHS

Points:	5	Cincinnati (1/25/25)
Rebounds:	--	--
Assists:	--	--
Steals:	--	--
Blocks:	--	--
Field Goals:	2	Cincinnati (1/25/25)
3-Pointers:	1	Cincinnati (1/25/25)
Free Throws:	--	--
Minutes:	3 (2x)	at Colorado (1/21/25)

PRODUCTION TRACKER

	2024-25	Career
Had a double-double	--	--
Scored 10+ points	--	--
Scored 20+ points	--	--
Led BYU in scoring	--	--
Led BYU in rebounds	--	--
Led BYU in assists	--	--
Led BYU in steals	2 (2-0)	2 (2-0)
Made 3+ 3-pt FGs	--	--
Made 3+ 3-pt FGS	--	--
Had 5+ assists	--	--
Had 7+ assists	--	--
Had 3+ steals	--	--
Had 5+ rebounds	--	--

CAREER STATISTICS

YEAR	GP-GS	MPG	FG-FGA	PCT	3FG-A	PCT	FT-FTA	PCT	OFF-DEF-REB	AVG	PF-D	A	AVG	TO	BLK	AVG	STL	AVG	PTS	AVG
2024-25	15-0	6.6	8-23	.348	2-9	.222	5-7	.714	5-8-13	0.9	15-0	12	0.8	6	0	0.0	6	0.4	23	1.5
TOTAL	15-0	6.6	8-23	.348	2-9	.222	5-7	.714	5-8-13	0.9	15-0	12	0.8	6	0	0.0	6	0.4	23	1.5





EGOR DEMIN

FRESHMAN | 6-9 | GUARD | MOSCOW, RUSSIA | REAL MADRID

2024-25

Big 12 Newcomer of the Week (Nov. 11, Nov. 18)... 10th most assist by a freshman in program history... most assists in a debut in program history (11)... fourth-most assists by a freshmen in program history (11)... second-most 3-point field goals in a debut (4)... second-most steals in a debut (4)... one of only two Big 12 Freshman to have 10+ points and 10+ assists in collegiate debut (Oklahoma's Trae Young)... one of five freshmen since 1992 to have 15 points, seven assists, three steals and three blocks in a game... 10th most assists by a freshman in program history... made collegiate debut with a start against Central Arkansas... finished with a double-double (18 points, 11 assists)... also had four rebounds and four steals in 31 minutes of action... missed three games in December due to injury...

BEFORE BYU

22nd youngest player in NCAA Division I men's basketball... Five-star recruit (247Sports)... averaged 16.0 points, 8.2 rebounds, 3.8 assists and 1.6 steals per game at 2024 Adidas Next Generation Tournament helping Real Madrid secure its second consecutive title... appeared in 21 games for Real Madrid 2 during 2023-24 Spain EBA season... averaged 13.0 points, 5.1 rebounds and 4.3 assists per game... shot 57.1 percent from the field, 33.6 percent from three and 78.4 percent from the free throw line... also played with Trinta in Moscow, Russia... three-time Russian national champion... two-time MVP of Russian National Championship...

PERSONAL

Son of Natalia and Vladimir... has one brother... loves to cook... has different colored eyes... grew a foot in less than a year... eats with his left hand... wants to learn how to play the piano...

2024-25 GAME-BY-GAME

OPPONENT	DATE	GS	MIN.	FG-FGA	PCT	3FG-FGA	PCT	FT-FTA	PCT	OFF	DEF	REB	AST	BLK	STL	PF	TO	PTS	AVG
Central Arkansas	11/5	*	31	7-13	.538	4-7	.571	0-1	.000	0	4	4	11	0	4	1	2	18	18.0
UC Riverside	11/8	*	32	8-11	.727	2-5	.400	2-6	.333	1	4	5	7	0	0	1	2	20	19.0
Queens	11/13	*	27	6-9	.667	2-4	.500	0-0	.000	0	3	3	5	0	2	0	3	14	17.3
Idaho	11/16	*	30	5-8	.625	3-4	.750	3-3	1.000	0	2	2	7	3	3	0	1	16	17.0
Mississippi Valley	11/23	*	28	3-4	.750	2-3	.667	0-0	.000	1	5	6	6	1	3	0	3	8	15.2
vs. Ole Miss	11/28	*	37	5-13	.385	2-9	.222	4-7	.571	0	3	3	4	1	1	2	5	16	15.3
vs. NC State	11/29	*	28	3-7	.429	0-2	.000	2-2	1.000	4	7	11	4	1	0	4	2	8	14.3
at Providence	12/3	*	22	0-10	.000	0-5	.000	6-6	1.000	0	3	3	2	0	0	0	1	6	13.3
Fresno State	12/11																		
vs. Wyoming	12/14																		
Florida A&M	12/20																		
Arizona State	12/31	*	30	2-8	.250	0-5	.000	0-0	.000	0	4	4	7	0	2	0	5	4	12.2
at Houston	1/4	*	26	1-6	.167	0-3	.000	1-2	.500	0	3	3	7	0	1	1	3	3	11.3
Texas Tech	1/7	*	29	4-12	.333	1-5	.200	3-4	.750	0	4	4	6	0	2	1	2	12	11.4
at TCU	1/11	*	28	3-8	.375	0-3	.000	2-3	.667	0	2	2	4	0	0	3	4	8	11.1
Oklahoma State	1/14	*	29	3-9	.333	1-4	.250	3-5	.600	0	5	5	8	2	2	1	3	10	11.0
at Utah	1/18	*	30	4-12	.333	1-5	.200	0-2	.000	0	6	6	2	0	0	2	1	9	10.9
at Colorado	1/21	*	29	4-7	.571	0-2	.000	0-0	.000	0	2	2	7	2	4	4	2	8	10.7
Cincinnati	1/25	*	25	3-5	.600	3-5	.600	6-7	.857	0	5	5	7	0	0	1	3	15	10.9
Baylor	1/28																		
at UCF	2/1																		
ARizona	2/4																		
at Cincinnati	2/8																		
at West Virginia	2/11																		
Kansas State	2/15																		
Kansas	2/18																		
at Arizona	2/22																		
at Arizona State	2/26																		
West Virginia	3/1																		
at Iowa State	3/4																		
Utah	3/8																		
TOTAL			460	61-142	.430	21-71	.296	32-48	.667	6	62	68	94	10	24	21	42	175	10.9

SEASON HIGHS

Points:	20	UC Riverside (11/8/24)
Rebounds:	11	vs. NC State (11/29/24)
Assists:	11	Central Arkansas (11/5/24)
Steals:	4 (2x)	at Colorado (1/21/25)
Blocks:	3	Idaho (11/16/24)
Field Goals:	8	UC Riverside (11/8/24)
3-Pointers:	4	Central Arkansas (11/5/24)
Free Throws:	6 (2x)	Cincinnati (1/25/25)
Minutes:	37	vs. Ole Miss (11/28/24)

CAREER HIGHS

Points:	20	UC Riverside (11/8/24)
Rebounds:	11	vs. NC State (11/29/24)
Assists:	11	Central Arkansas (11/5/24)
Steals:	4 (2x)	at Colorado (1/21/25)
Blocks:	3	Idaho (11/16/24)
Field Goals:	8	UC Riverside (11/8/24)
3-Pointers:	4	Central Arkansas (11/5/24)
Free Throws:	6 (2x)	Cincinnati (1/25/25)
Minutes:	37	vs. Ole Miss (11/28/24)

BIG 12 HIGHS

Points:	15	Cincinnati (1/25/25)
Rebounds:	5 (2x)	Cincinnati (1/25/25)
Assists:	8	Oklahoma State (1/14/25)
Steals:	4	at Colorado (1/21/25)
Blocks:	2 (2x)	at Colorado (1/21/25)
Field Goals:	4 (3x)	at Colorado (1/21/25)
3-Pointers:	3	Cincinnati (1/25/25)
Free Throws:	6	Cincinnati (1/25/25)
Minutes:	30 (2x)	at Utah (1/18/25)

PRODUCTION TRACKER

	2024-25	Career
Had a double-double	1 (1-0)	1 (1-0)
Scored 10+ points	8 (6-2)	8 (6-2)
Scored 20+ points	1 (1-0)	1 (1-0)
Led BYU in scoring	2 (2-0)	2 (2-0)
Led BYU in rebounds	1 (1-0)	1 (1-0)
Led BYU in assists	13 (10-3)	13 (10-3)
Led BYU in steals	7 (6-1)	7 (6-1)
Made 3+ 3-pt FGs	3 (3-0)	3 (3-0)
Had 5+ assists	11 (9-2)	11 (9-2)
Had 10+ assists	1 (1-0)	1 (1-0)
Had 3+ steals	4 (4-0)	4 (4-0)
Had 5+ rebounds	6 (5-1)	6 (5-1)
Had 10+ rebounds	1 (1-0)	1 (1-0)

CAREER STATISTICS

YEAR	GP-GS	MPG	FG-FGA	PCT	3FG-A	PCT	FT-FTA	PCT	OFF-DEF-REB	AVG	PF-D	A	AVG	TO	BLK	AVG	STL	AVG	PTS	AVG
2024-25	16-16	28.8	61-142	.430	21-71	.296	32-48	.667	6-62-68	4.3	21-0	94	5.9	42	10	0.6	24	1.5	175	10.9
TOTAL	16-16	28.8	61-142	.430	21-71	.296	32-48	.667	6-62-68	4.3	21-0	94	5.9	43	10	0.6	24	1.5	175	10.9





BRODY KOZLOWSKI

FRESHMAN | 6-8 | FORWARD | DRAPER, UTAH | CORNER CANYON HIGH SCHOOL

2024-25

Made collegiate debut in win over Queens... recorded in one steal in six minutes of action... scored career-high eight points in win over Florida A&M... went 2-of-3 from 3-point range in 13 minutes of action... also went 2-of-2 from the free throw line...

BEFORE BYU

Prepped at Corner Canyon High School... valedictorian... four-star recruit (ESPN, rivals.com)... No. 94 player in ESPN Top 100... McDonald's All-American nominee... two-time Utah 6A Player of the Year... averaged 20.4 points and 8.6 rebounds per game as a senior... recorded four double-doubles including 29-point, 16-rebound performance against Copper Hills... averaged 16.9 points and 10.9 rebounds per game as a junior... named MaxPreps Utah Player of the Year... Adidas All-American... helped Utah Prospects win Adidas 17U... all-state as a sophomore... originally signed with USC prior to transferring to BYU...

PERSONAL

Son of Kristen and Travis Kozlowski... has four siblings... mom appeared in 75 games including 40 starts for the BYU women's basketball team from 2001-05... dad played outside linebacker for BYU... grandpa, Richard Kozlowski, played football at BYU and Iowa...

2024-25 GAME-BY-GAME

SEASON HIGHS	Points:	8	Florida A&M (12/20/24)
	Rebounds:	3	Florida A&M (12/20/24)
	Assists:	--	--
	Steals:	1	Queens (11/13/24)
	Blocks:	--	--
	Field Goals:	2	Florida A&M (12/20/24)
	3-Pointers:	2	Florida A&M (12/20/24)
	Free Throws:	2	Florida A&M (12/20/24)
	Minutes:	13	Florida A&M (12/20/24)
CAREER HIGHS	Points:	8	Florida A&M (12/20/24)
	Rebounds:	3	Florida A&M (12/20/24)
	Assists:	--	--
	Steals:	1	Queens (11/13/24)
	Blocks:	--	--
	Field Goals:	2	Florida A&M (12/20/24)
	3-Pointers:	2	Florida A&M (12/20/24)
	Free Throws:	2	Florida A&M (12/20/24)
	Minutes:	13	Florida A&M (12/20/24)
BIG 12 HIGHS	Points:	--	--
	Rebounds:	--	--
	Assists:	--	--
	Steals:	--	--
	Blocks:	--	--
	Field Goals:	--	--
	3-Pointers:	--	--
	Free Throws:	--	--
	Minutes:	4	at Houston (1/4/25)
PRODUCTION TRACKER	2024-25	Career	
	Had a double-double	--	--
	Scored 10+ points	--	--
	Scored 20+ points	--	--
	Led BYU in scoring	--	--
	Led BYU in rebounds	--	--
	Led BYU in assists	--	--
	Led BYU in steals	--	--
	Made 3+ 3-pt FGs	--	--
	Had 5+ 3-pt FGS	--	--
	Had 3+ assists	--	--
	Had 3+ steals	--	--
	Had 5+ rebounds	--	--
	Had 10+ rebounds	--	--

OPPONENT	DATE	GS	MIN.	FG-FGA	PCT	3FG-FGA	PCT	FT-FTA	PCT	OFF	DEF	REB	AST	BLK	STL	PF	TO	PTS	AVG
Central Arkansas	11/5																		
UC Riverside	11/8																		
Queens	11/13		6	0-0	.000	0-0	.000	0-0	.000	0	0	0	0	0	1	1	0	0	0.0
Idaho	11/16		1	0-0	.000	0-0	.000	0-0	.000	0	1	1	0	0	0	0	0	0	0.0
Mississippi Valley	11/23		2	0-0	.000	0-0	.000	0-0	.000	0	0	0	0	0	0	0	0	0	0.0
vs. Ole Miss	11/28																		
vs. NC State	11/29																		
at Providence	12/3																		
Fresno State	12/11		1	0-0	.000	0-0	.000	0-0	.000	0	0	0	0	0	0	0	0	0	0.0
vs. Wyoming	12/14		1	0-0	.000	0-0	.000	0-0	.000	0	0	0	0	0	0	0	0	0	0.0
Florida A&M	12/20		13	2-3	.667	2-3	.667	2-2	1.000	0	3	3	0	0	0	0	1	8	1.3
Arizona State	12/31		1	0-0	.000	0-0	.000	0-0	.000	0	0	0	0	0	0	0	0	0	1.1
at Houston	1/4		4	0-1	.000	0-1	.000	0-0	.000	0	0	0	0	0	0	0	0	0	1.0
Texas Tech	1/7																		
at TCU	1/11																		
Oklahoma State	1/14																		
at Utah	1/18																		
at Colorado	1/21																		
Cincinnati	1/25		1	0-0	.000	0-0	.000	0-0	.000	0	0	0	0	0	0	0	0	0	0.9
Baylor	1/28																		
at UCF	2/1																		
ARizona	2/4																		
at Cincinnati	2/8																		
at West Virginia	2/11																		
Kansas State	2/15																		
Kansas	2/18																		
at Arizona	2/22																		
at Arizona State	2/26																		
West Virginia	3/1																		
at Iowa State	3/4																		
Utah	3/8																		
TOTAL			30	2-4	.500	2-4	.500	2-2	1.000	0	4	4	0	0	1	1	1	8	0.9

CAREER STATISTICS

YEAR	GP-GS	MPG	FG-FGA	PCT	3FG-A	PCT	FT-FTA	PCT	OFF-DEF-REB	AVG	PF-D	A	AVG	TO	BLK	AVG	STL	AVG	PTS	AVG
2024-25	9-0	3.3	2-4	.500	2-4	.500	2-2	1.000	0-4-4	0.4	1-0	0	0.0	1	0	0.0	1	0.1	8	0.9
TOTAL	9-0	3.3	2-4	.500	2-4	.500	2-2	1.000	0-4-4	0.4	1-0	0	0.0	1	0	0.0	1	0.1	8	0.9





MIHAILO BOSKOVIC

JUNIOR | 6-10 | FORWARD | UZICE, SERBIA | IGONEA M.TEL

2024-25

Third-most blocks in a debut in program history (2)... made collegiate debut in win over Central Arkansas... finished with 11 points, three rebounds, two assists and two blocks in 19 minutes off the bench... went 5-of-7 from the field... 1-of-3 from 3-point range... scored in double figures, 10, against No. 23 Ole Miss... knocked down two 3-pointers...

BEFORE BYU

Named 2022 FIBA U20 European Championship, Division B Most Valuable Player... averaged 12.3 points, 6.6 rebounds, 2.1 assists and a block per game helping Serbia go undefeated and claim the title... most recently played for KK Igokea in Bosnia's top league... also spent two seasons at KK Dynamic of the Serbian KLS... appeared in 28 games including 26 starts in 2022-23... averaged 13.1 points, 5.9 rebounds, 1.5 blocks and 1.2 assists per game... shot 38.3 percent from the field, 33.3 percent from three and 64.7 percent from the free throw line... appeared in 30 games with 14 starts in 2021-22... average 10.4 points and 5.6 rebounds per game... made three appearances for Slobod UŽice U19 in 2020-21...

PERSONAL

Son of Ana and Stevan Boskovic... oldest of three kids... brother, Marko... sister, Milica... enjoys watching movies, action and comedy... played soccer and water polo growing up... learned english from watching the Disney Channel at his grandparents house...

2024-25 GAME-BY-GAME

OPPONENT	DATE	GS	MIN.	FG-FGA	PCT	3FG-FGA	PCT	FT-FTA	PCT	OFF	DEF	REB	AST	BLK	STL	PF	TO	PTS	AVG
Central Arkansas	11/5		19	5-7	.714	1-3	.333	0-0	.000	1	2	3	2	2	1	0	2	11	11.0
UC Riverside	11/8		16	1-2	.500	0-1	.000	2-2	1.000	0	1	1	0	1	1	4	1	4	7.5
Queens	11/13		11	2-6	.333	1-3	.333	2-2	1.000	0	1	1	0	0	1	0	0	7	7.3
Idaho	11/16		16	0-2	.000	0-2	.000	0-0	.000	0	1	1	2	0	1	1	2	0	5.5
Mississippi Valley	11/23		13	2-4	.500	0-2	.000	0-1	.000	0	5	5	0	0	1	0	0	4	5.2
vs. Ole Miss	11/28		17	3-5	.600	2-4	.500	2-2	1.000	0	1	1	0	0	0	1	1	10	6.0
vs. NC State	11/29		8	1-3	.333	1-1	1.000	0-0	.000	2	0	2	0	0	0	1	3	3	5.6
at Providence	12/3		14	0-2	.000	0-1	.000	0-1	.000	2	0	2	0	0	0	0	0	0	4.9
Fresno State	12/11		14	0-2	.000	0-2	.000	0-0	.000	0	2	2	0	0	0	1	2	0	4.3
vs. Wyoming	12/14		16	0-2	.000	0-2	.000	2-2	1.000	0	3	3	1	0	0	0	1	2	4.1
Florida A&M	12/20		20	1-6	.167	0-3	.000	3-4	.750	0	4	4	0	0	0	0	1	5	4.2
Arizona State	12/31																		
at Houston	1/4		13	1-2	.500	1-2	.500	2-2	1.000	0	2	2	1	0	0	0	0	5	4.3
Texas Tech	1/7																		
at TCU	1/11																		
Oklahoma State	1/14																		
at Utah	1/18		3	1-1	1.000	0-0	.000	0-0	.000	1	0	1	0	0	0	1	0	2	4.1
at Colorado	1/21		9	0-0	.000	0-0	.000	1-2	.500	1	2	3	1	0	2	2	0	1	3.9
Cincinnati	1/25		1	0-0	.000	0-0	.000	0-0	.000	0	0	0	0	0	0	0	0	0	3.6
Baylor	1/28																		
at UCF	2/1																		
ARizona	2/4																		
at Cincinnati	2/8																		
at West Virginia	2/11																		
Kansas State	2/15																		
Kansas	2/18																		
at Arizona	2/22																		
at Arizona State	2/26																		
West Virginia	3/1																		
at Iowa State	3/4																		
Utah	3/8																		
TOTAL			190	17-44	.386	6-26	.231	14-18	.778	7	24	31	7	3	7	11	13	54	3.6

SEASON HIGHS

Points:	11	Central Arkansas (11/5/24)
Rebounds:	5	Mississippi Valley State (11/23/24)
Assists:	2 (2x)	Idaho (11/16/24)
Steals:	2	at Colorado (1/21/25)
Blocks:	2	Central Arkansas (11/5/24)
Field Goals:	5	Central Arkansas (11/5/24)
3-Pointers:	2	vs. Ole Miss (11/28/24)
Free Throws:	3	Florida A&M (12/20/24)
Minutes:	20	Florida A&M (12/20/24)

CAREER HIGHS

Points:	11	Central Arkansas (11/5/24)
Rebounds:	5	Mississippi Valley State (11/23/24)
Assists:	2 (2x)	Idaho (11/16/24)
Steals:	2	at Colorado (1/21/25)
Blocks:	2	Central Arkansas (11/5/24)
Field Goals:	5	Central Arkansas (11/5/24)
3-Pointers:	2	vs. Ole Miss (11/28/24)
Free Throws:	3	Florida A&M (12/20/24)
Minutes:	20	Florida A&M (12/20/24)

BIG 12 HIGHS

Points:	5	at Houston (1/4/25)
Rebounds:	3	at Colorado (1/21/25)
Assists:	1 (2x)	at Colorado (1/21/25)
Steals:	2	at Colorado (1/21/25)
Blocks:	--	--
Field Goals:	1 (2x)	at Utah (1/18/25)
3-Pointers:	1	at Houston (1/4/25)
Free Throws:	2	at Houston (1/4/25)
Minutes:	13	at Houston (1/4/25)

PRODUCTION TRACKER

	2024-25	Career
Had a double-double	--	--
Scored 10+ points	2 (1-1)	2 (1-1)
Scored 20+ points	--	--
Led BYU in scoring	--	--
Led BYU in rebounds	--	--
Led BYU in assists	--	--
Led BYU in blocks	--	--
Made 3+ 3-pt FGs	--	--
Had 3+ assists	--	--
Had 3+ blocks	--	--
Had 3+ steals	--	--
Had 5+ rebounds	1 (1-0)	1 (1-0)
Had 10+ rebounds	--	--

CAREER STATISTICS

YEAR	GP-GS	MPG	FG-FGA	PCT	3FG-A	PCT	FT-FTA	PCT	OFF-DEF-REB	AVG	PF-D	A	AVG	TO	BLK	AVG	STL	AVG	PTS	AVG
2024-25	15-0	12.7	17-44	.386	6-26	.231	14-18	.778	7-24-31	2.1	11-0	7	0.5	13	3	0.2	7	0.5	54	3.6
TOTAL	15-0	12.7	17-44	.386	6-26	.231	14-18	.778	7-24-31	2.1	11-0	7	0.5	13	3	0.2	7	0.5	54	3.6





KANNON CATCHINGS

FRESHMAN | 6-9 | FORWARD | BROWNSBURG, INDIANA | OVERTIME ELITE

2024-25
9th most 3-point field goal attempts by freshman in program history... 9th most 3-pointing field goals by a freshman in program history... second-most 3-point field goals in a debut (4)... second-most 3-point attempts in a debut (11)... second-most blocks in a debut (3)... Eighth-most 3-point field goals by a freshman in program history (5)... tied for eighth-most 3 3-pointer games in program history (4)... made collegiate debut in win over Central Arkansas... finished with 17 points, three rebounds, three blocks and an assist... scored career-high 21 points in win over Florida A&M... went 8-of-12 from the field and 4-of-7 from 3-point range...

BEFORE BYU
Four-star recruit (ESPN, 247Sports, On3)... No. 35 player in ESPN Top 100... attended Damian Lillard's Formula Zero during the summer... first player from Indiana to play for Overtime Elite... averaged 14.4 points and 5.7 rebounds per game with OTE's Cold Hearts... prepped at Brownsburg High School... averaged 17.5 points and 4.8 rebounds per game as a junior...

PERSONAL
Mother, Tauja, played college basketball at Illinois... two-time All-American... Six-time All-Big Ten... Big Ten All-Freshman Team... member of Illinois' first Big Ten title in 1997... one of 12 players in program history to score over 1,500 points... also ranks third in program history in offensive rebounds (373), sixth in games played (122), seventh in assists (342), eighth in steals (211) and eighth in total rebounds (825)... drafted by Phoenix Mercury with 37th pick of the 2000 WNBA Draft, becoming Illinois' first-ever WNBA Draft pick... grandfather, Harvey, spent 11 seasons in the NBA and is one 43 NBA players to record 10 or more blocks in a single game... aunt, Tamika, was a four-time Olympic Gold Medalist while also being named a WNBA MVP and 10-time All-Star...

SEASON HIGHS	Points:	21	Florida A&M (12/20/24)
	Rebounds:	7	at Providence (12/3/24)
	Assists:	3 (3x)	Florida A&M (12/20/24)
	Steals:	3	at Utah (1/18/25)
	Blocks:	3	Central Arkansas (11/5/24)
	Field Goals:	8	Florida A&M (12/20/24)
	3-Pointers:	5	vs. Ole Miss (11/28/24)
	Free Throws:	3	Idaho (11/16/24)
	Minutes:	32	vs. Ole Miss (11/28/24)

CAREER HIGHS	Points:	21	Florida A&M (12/20/24)
	Rebounds:	7	at Providence (12/3/24)
	Assists:	3 (3x)	Florida A&M (12/20/24)
	Steals:	3	at Utah (1/18/25)
	Blocks:	3	Central Arkansas (11/5/24)
	Field Goals:	8	Florida A&M (12/20/24)
	3-Pointers:	5	vs. Ole Miss (11/28/24)
	Free Throws:	3	Idaho (11/16/24)
	Minutes:	32	vs. Ole Miss (11/28/24)

BIG 12 HIGHS	Points:	11	Arizona State (12/31/24)
	Rebounds:	2 (5x)	Cincinnati (1/25/25)
	Assists:	1 (2x)	at Colorado (1/21/25)
	Steals:	3	at Utah (1/18/25)
	Blocks:	1 (2x)	at Houston (1/4/25)
	Field Goals:	4	Arizona State (12/31/24)
	3-Pointers:	3 (2x)	Cincinnati (1/25/25)
	Free Throws:	2	Texas Tech (1/7/25)
	Minutes:	26	at Houston (1/4/25)

PRODUCTION TRACKER		2024-25	Career
	Had a double-double	--	--
	Scored 10+ points	6 (5-1)	6 (5-1)
	Scored 20+ points	--	--
	Led BYU in scoring	2 (1-1)	2 (1-1)
	Led BYU in rebounds	--	--
	Led BYU in assists	--	--
	Led BYU in steals	5 (2-3)	5 (2-3)
	Made 3+ 3-pt FGs	5 (4-1)	5 (4-1)
	Had 3+ assists	3 (3-0)	3 (3-0)
	Had 5+ assists	--	--
	Had 3+ steals	1 (0-1)	1 (0-1)
	Had 5+ rebounds	3 (2-1)	3 (2-1)
	Had 10+ rebounds	--	--

2024-25 GAME-BY-GAME

OPPONENT	DATE	GS	MIN.	FG-FGA	PCT	3FG-FGA	PCT	FT-FTA	PCT	OFF	DEF	REB	AST	BLK	STL	PF	TO	PTS	AVG	
Central Arkansas	11/5	*	26	6-13	.462	4-11	.364	1-2	.500	0	3	3	1	3	1	0	2	17	17.0	
UC Riverside	11/8	*	27	4-11	.364	1-6	.167	0-0	.000	1	4	5	0	2	1	2	1	9	13.0	
Queens	11/13	*	22	4-14	.286	1-7	.143	0-0	.000	2	4	6	2	0	2	0	0	9	11.7	
Idaho	11/16	*	26	2-7	.286	1-5	.200	3-7	.429	0	2	2	1	1	1	1	1	8	10.8	
Mississippi Valley	11/23	*	24	5-10	.500	2-6	.333	2-3	.667	2	1	3	3	1	1	0	1	14	11.4	
vs. Ole Miss	11/28	*	32	6-14	.429	5-10	.500	0-1	.000	2	2	4	0	0	0	4	3	17	12.3	
vs. NC State	11/29	*	25	2-5	.400	2-3	.667	1-2	.500	1	0	1	2	0	0	3	1	7	11.6	
at Providence	12/3	*	23	1-8	.125	1-4	.250	0-1	.000	5	2	7	2	1	0	1	1	3	10.5	
Fresno State	12/11	*	29	4-11	.364	1-7	.143	1-1	1.0000	0	4	4	3	0	0	0	1	10	10.4	
vs. Wyoming	12/14	*	21	3-7	.429	0-2	.000	2-4	.500	0	2	2	0	1	0	2	0	8	10.2	
Florida A&M	12/20	*	26	8-12	.667	4-7	.571	1-2	.500	1	3	4	3	0	2	0	2	21	11.2	
Arizona State	12/31	*	23	4-9	.444	3-7	.429	0-0	.000	0	2	2	0	1	1	2	1	11	11.2	
at Houston	1/4	*	26	2-5	.400	1-3	.333	1-2	.500	2	0	2	1	1	1	2	0	6	10.8	
Texas Tech	1/7	*	19	2-4	.500	0-2	.000	2-4	.500	1	1	2	0	0	0	2	0	6	10.4	
at TCU	1/11	*	9	1-1	1.000	0-0	.000	1-2	.500	0	2	2	0	0	1	2	3	3	9.9	
Oklahoma State	1/14		7	0-1	.000	0-1	.000	0-0	.000	0	0	0	0	0	0	3	0	0	9.3	
at Utah	1/18		12	1-6	.167	1-5	.200	0-0	.000	0	0	0	0	0	3	2	2	3	8.9	
at Colorado	1/21		14	1-4	.250	1-3	.333	2-3	.667	0	0	0	1	0	0	1	1	5	8.7	
Cincinnati	1/25		16	3-5	.600	3-4	.750	0-0	.000	0	2	2	0	0	1	0	0	9	8.7	
Baylor	1/28																			
at UCF	2/1																			
ARizona	2/4																			
at Cincinnati	2/8																			
at West Virginia	2/11																			
Kansas State	2/15																			
Kansas	2/18																			
at Arizona	2/22																			
at Arizona State	2/26																			
West Virginia	3/1																			
at Iowa State	3/4																			
Utah	3/8																			
TOTAL				406	59-147	.401	31-93	.333	17-34	.500	17	34	51	19	11	15	27	20	166	8.7

CAREER STATISTICS

YEAR	GP-GS	MPG	FG-FGA	PCT	3FG-A	PCT	FT-FTA	PCT	OFF-DEF-REB	AVG	PF-D	A	AVG	TO	BLK	AVG	STL	AVG	PTS	AVG
2024-25	19-15	21.4	59-147	.401	31-93	.333	17-34	.500	17-34-51	2.7	27-0	19	1.0	20	11	0.6	15	0.8	166	8.7
TOTAL	19-15	21.4	59-147	.401	31-93	.333	17-34	.500	17-34-51	2.7	27-0	19	1.0	20	11	0.6	15	0.8	166	8.7





KHADIM MBOUP

FRESHMAN | 6-9 | FORWARD | DAKAR, SENEGAL | NBA ACADEMY AFRICA

2024-25
Joined the team in December...

BEFORE BYU
Part of NBA Academy Africa... spent three years playing in Basketball Africa League (BAL) including a season under current BYU assistant coach Will Voigt... ranked third in steals per game (2.5) at 2023 NBA Academy Games in Atlanta, Ga... also ranked 10th in rebounds per game...

SEASON HIGHS

Points:	--	--
Rebounds:	--	--
Assists:	--	--
Steals:	--	--
Blocks:	--	--
Field Goals:	--	--
3-Pointers:	--	--
Free Throws:	--	--
Minutes:	--	--

CAREER HIGHS

Points:	--	--
Rebounds:	--	--
Assists:	--	--
Steals:	--	--
Blocks:	--	--
Field Goals:	--	--
3-Pointers:	--	--
Free Throws:	--	--
Minutes:	--	--

BIG 12 HIGHS

Points:	--	--
Rebounds:	--	--
Assists:	--	--
Steals:	--	--
Blocks:	--	--
Field Goals:	--	--
3-Pointers:	--	--
Free Throws:	--	--
Minutes:	--	--

PRODUCTION TRACKER

	2024-25	Career
Had a double-double	--	--
Scored 10+ points	--	--
Scored 20+ points	--	--
Led BYU in scoring	--	--
Led BYU in rebounds	--	--
Led BYU in assists	--	--
Led BYU in steals	--	--
Made 3+ 3-pt FGs	--	--
Had 3+ assists	--	--
Had 5+ assists	--	--
Had 3+ steals	--	--
Had 5+ rebounds	--	--
Had 10+ rebounds	--	--

2024-25 GAME-BY-GAME

OPPONENT	DATE	GS	MIN.	FG-FGA	PCT	3FG-FGA	PCT	FT-FTA	PCT	OFF	DEF	REB	AST	BLK	STL	PF	TO	PTS	AVG
Central Arkansas	11/5																		
UC Riverside	11/8																		
Queens	11/13																		
Idaho	11/16																		
Mississippi Valley	11/23																		
vs. Ole Miss	11/28																		
vs. NC State	11/29																		
at Providence	12/3																		
Fresno State	12/11																		
vs. Wyoming	12/14																		
Florida A&M	12/20																		
Arizona State	12/31																		
at Houston	1/4																		
Texas Tech	1/7																		
at TCU	1/11																		
Oklahoma State	1/14																		
at Utah	1/18																		
at Colorado	1/21																		
Cincinnati	1/25																		
Baylor	1/28																		
at UCF	2/1																		
ARizona	2/4																		
at Cincinnati	2/8																		
at West Virginia	2/11																		
Kansas State	2/15																		
Kansas	2/18																		
at Arizona	2/22																		
at Arizona State	2/26																		
West Virginia	3/1																		
at Iowa State	3/4																		
Utah	3/8																		
TOTAL			0	0-0	.000	0-0	.000	0-0	.000	0	0	0	0	0	0	0	0	0	0.0

CAREER STATISTICS

YEAR	GP-GS	MPG	FG-FGA	PCT	3FG-A	PCT	FT-FTA	PCT	OFF-DEF-REB	AVG	PF-D	A	AVG	TO	BLK	AVG	STL	AVG	PTS	AVG
2024-25	0-0	0.0	0-0	.000	0-0	.000	0-0	.000	0-0-0	0.0	0-0	0	0.0	0	0	0.0	0	0.0	0	0.0
TOTAL	0-0	0.0	0-0	.000	0-0	.000	0-0	.000	0-0-0	0.0	0-0	0	0.0	0	0	0.0	0	0.0	0	0.0





SOPHOMORE | 6-8 | FORWARD | MERIDIAN, IDAHO | ROCKY MOUNTAIN HIGH SCHOOL

2024-25

Made season debut in win over Queens... recorded a block in two minutes of action..

2023-24

Appeared in 14 of 33 games for the Cougars... shooting 90.0 percent from the free throw line... made collegiate debut against Houston Christian... scored a career-high six points in win over Bellarmine... **shooting 100.0 percent (5-of-5) from inside the arc this season...** played a career-high eight minutes at Texas Tech... connected on first career 3-pointer against Red Raiders...

2020-21

Did not see action on the court during his first season in Provo..

BEFORE BYU

Played at Rocky Mountain High School for Dane Roy... averaged 15 points, 5.1 rebounds and 1.3 blocks as a senior... first team all-state... second-team all-state honors as a junior... invited to first-ever NCAA College Basketball Academy...

2024-25 GAME-BY-GAME

[illegible]

CAREER STATISTICS

YEAR	GP-GS	MPG	FG-FGA	PCT	3FG-A	PCT	FT-FTA	PCT	OFF-DEF-REB	AVG	PF-D	A	AVG	TO	BLK	AVG	STL	AVG	PTS	AVG
2023-24	14-0	3.5	6-12	.500	1-7	.143	9-10	.900	8-6-14	1.0	3-0	1	0.1	3	0	0.0	3	0.2	22	1.6
2024-25	4-0	1.4	0-0	.000	0-0	.000	0-0	.000	0-1-1	0.3	1-0	0	0.0	0	1	0.3	0	0.0	0	0.0
TOTAL	18-0	3.0	6-12	.500	1-7	.143	9-10	.900	8-7-15	0.8	4-0	1	0.1	3	1	0.1	3	0.2	22	1.2





KEBA KEITA

JUNIOR | 6-9 | FORWARD | BAMAKO, MALI | WASATCH ACADEMY

2024-25
Ninth-highest field goal percentage in a single season in program history...
fourth-most offensive rebounds in debut (4)... **sixth-most rebounds in debut (10)...**
double-digit rebounds in three of first four games... tied a career-high with three assists against Queens, No. 23 Ole Miss and Fresno State... went 6-of-6 from the field in win over Fresno State... career-high eight rebounds at Providence... 10 or more rebounds five times...

BEFORE BYU
Began his collegiate career at Utah... appeared in 66 games including 13 starts during two seasons on The Hill... scored 382 points with 294 rebounds, 113 of those on the offensive glass, and 60 blocks... shot 61.0 percent from the field... scored in double figures 12 times... three double-doubles... double-digit rebounds four times... appeared in 35 games as a sophomore including 13 consecutive starts... averaged 8.3 points, 5.3 rebounds and 1.1 blocks per game... helped the Utes reach the semifinals of the NIT and finish the year with 22 wins - the most since 2017-18... near consensus four-star recruit and Top 5 recruit in the state of Utah at Wasatch Academy... ESPN 100 recruit, No. 84... led NIBC in rebounding as a senior with 9.5 boards per game... NIBC Defensive Player of the Year... also attended American Heritage High School...

PERSONAL
Son of Hawa and Lassana Keita... has four siblings... brother, Noumory, plays professional volleyball for Verona Volley in Italy...

SEASON HIGHS	Points:	14	UC Riverside (11/8/24)
	Rebounds:	13	Queens (11/13/24)
	Assists:	3 (3x)	Fresno State (12/11/24)
	Steals:	2	at Colorado (1/21/25)
	Blocks:	3	at Utah (1/18/25)
	Field Goals:	6	Fresno State (12/11/24)
	3-Pointers:	--	--
	Free Throws:	4	UC Riverside (11/8/24)
Minutes:	25	Cincinnati (1/25/25)	

CAREER HIGHS	Points:	23	Southern Utah (12/05/23)
	Rebounds:	15	Oregon State (01/18/24)
	Assists:	3 (4x)	Fresno State (12/11/24)
	Steals:	3	Arizona State (03/13/24)
	Blocks:	3 (5x)	at Utah (1/18/25)
	Field Goals:	11	Southern Utah (12/05/23)
	3-Pointers:	--	--
	Free Throws:	6	Washington State (12/29/23)
Minutes:	35	Arizona (02/08/24)	

BIG 12 HIGHS	Points:	10	Oklahoma State (1/14/25)
	Rebounds:	10 (2x)	Texas Tech (1/7/25)
	Assists:	2	at Utah (1/18/25)
	Steals:	2	at Colorado (1/21/25)
	Blocks:	3	at Utah (1/18/25)
	Field Goals:	4 (2x)	Oklahoma State (1/14/25)
	3-Pointers:	--	--
	Free Throws:	2	Oklahoma State (1/14/25)
Minutes:	25	Cincinnati (1/25/25)	

PRODUCTION TRACKER		2024-25	Career
	Had a double-double	2 (2-0)	5 (5-0)
	Scored 10+ points	4 (4-0)	16 (13-3)
	Scored 20+ points	--	1 (1-0)
	Led BYU in scoring	--	--
	Led BYU in rebounds	13 (8-5)	13 (8-5)
	Led BYU in assists	--	--
	Led BYU in steals	1 (1-0)	1 (1-0)
	Had 3+ blocks	1 (0-1)	5 (4-1)
	Had 5+ rebounds	15 (10-5)	44 (29-15)
	Had 5+ defensive rebounds	12 (9-3)	23 (17-6)
	Had 5+ offensive rebounds	3 (1-2)	7 (4-3)
	Had 10+ rebounds	6 (4-2)	10 (8-2)
	Had 15+ rebounds	--	1 (1-0)

2024-25 GAME-BY-GAME																			
OPPONENT	DATE	GS	MIN.	FG-FGA	PCT	3FG-FGA	PCT	FT-FTA	PCT	OFF	DEF	REB	AST	BLK	STL	PF	TO	PTS	AVG
Central Arkansas	11/5	*	18	2-2	1.000	0-0	.000	2-2	1.000	4	6	10	0	1	1	3	2	6	6.0
UC Riverside	11/8	*	19	5-6	.833	0-0	.000	4-8	.500	2	8	10	2	1	1	3	1	14	10.0
Queens	11/13	*	21	5-9	.556	0-0	.000	1-2	.500	4	9	13	3	1	1	0	2	11	10.3
Idaho	11/16	*	15	2-3	.667	0-0	.000	0-4	.000	3	4	8	0	0	1	3	1	4	8.8
Mississippi Valley	11/23																		
vs. Ole Miss	11/28	*	18	0-0	.000	0-0	.000	0-0	.000	1	6	7	3	0	0	3	0	0	7.0
vs. NC State	11/29	*	22	2-5	.400	0-0	.000	2-4	.500	2	7	9	2	2	0	2	0	6	6.8
at Providence	12/3	*	22	4-9	.4444	0-0	.000	1-4	.250	8	2	10	0	0	1	1	0	9	7.1
Fresno State	12/11	*	20	6-6	1.000	0-0	.000	0-0	.000	3	5	8	3	2	0	2	2	12	7.8
vs. Wyoming	12/14	*	21	1-3	.333	0-0	.000	0-0	.000	2	4	6	0	0	1	2	2	2	7.1
Florida A&M	12/20	*	20	3-3	1.000	0-0	.000	1-2	.500	2	7	9	0	0	0	1	1	7	7.1
Arizona State	12/31	*	21	4-5	.800	0-0	.000	1-1	1.000	5	5	10	0	1	0	1	1	9	7.3
at Houston	1/4	*	20	3-7	.429	0-0	.000	0-0	.000	1	0	1	0	1	0	3	0	6	7.2
Texas Tech	1/7	*	17	1-3	.333	0-0	.000	0-2	.000	3	7	10	1	0	1	3	0	2	6.8
at TCU	1/11	*	19	2-2	1.000	0-0	.000	0-0	.000	1	6	7	0	1	0	2	0	4	6.6
Oklahoma State	1/14	*	23	4-6	.667	0-0	.000	2-4	.500	4	5	9	0	0	1	2	0	10	6.8
at Utah	1/18	*	22	2-7	.286	0-0	.000	0-0	.000	5	4	9	2	3	0	3	0	4	6.6
at Colorado	1/21	*	21	3-5	.600	0-0	.000	0-0	.000	4	4	8	0	0	2	4	1	6	6.6
Cincinnati	1/25	*	25	2-3	.667	0-0	.000	0-0	.000	2	5	7	1	0	0	1	3	4	6.4
Baylor	1/28																		
at UCF	2/1																		
ARizona	2/4																		
at Cincinnati	2/8																		
at West Virginia	2/11																		
Kansas State	2/15																		
Kansas	2/18																		
at Arizona	2/22																		
at Arizona State	2/26																		
West Virginia	3/1																		
at Iowa State	3/4																		
Utah	3/8																		
TOTAL			365	51-84	.607	0-0	.000	14-33	.424	56	95	151	17	13	10	39	16	116	6.4

CAREER STATISTICS																				
YEAR	GP-GS	MPG	FG-FGA	PCT	3FG-A	PCT	FT-FTA	PCT	OFF-DEF-REB	AVG	PF-D	A	AVG	TO	BLK	AVG	STL	AVG	PTS	AVG
2022-23*	31-0	10.5	42-69	.609	0-0	.000	8-19	.421	40-65-105	3.4	56-0	4	0.1	25	22	0.7	16	0.5	92	3.0
2023-24*	35-13	16.2	122-200	.610	0-0	.000	46-82	.561	73-116-189	5.4	79-2	21	0.6	31	38	1.1	29	0.8	290	8.3
2024-25	18-18	20.3	51-84	.607	0-0	.000	14-33	.424	56-95-151	8.4	39-0	17	0.9	16	13	0.7	10	0.6	116	6.4
TOTAL!	84-31	15.0	215-353	.609	0-0	.000	68-134	.507	169-276-445	5.3	174-2	42	0.5	72	73	0.9	55	0.7	498	5.9

* Utah ! Utah and BYU





RICHIE SAUNDERS

JUNIOR | 6-5 | GUARD | RIVERTON, UTAH | WASATCH ACADEMY

2024-25

Rady Children's Invitational All-Tournament team... 14th best 3-point percentage in program history... scored a career-high 30 points in Big 12 opener against Arizona State... knocked down career-high six 3-pointers... scored then career-high 26 points in win over Idaho... connected on a career-high 10 shots including four 3-pointers... also had four steals and three blocks in win over Vandals... knocked down at least one 3-pointer in a career-best nine games... knocked down multiple 3-pointers nine times... has scored over 20 points five times... scored in double figures in five consecutive games for the first time in his career...

2023-24

Scored a career-high 20 points twice, last coming at No. 6 Iowa State... Also scored 20 points in win over Georgia State... career-best eight 8-of-14 from the floor against Panthers... made multiple 3-pointers 11 times including FOUR straight games... went a career-best 6-of-6 from the charity stripe against San Diego State, all coming in the final two minutes of regulation... scored in double figures 15 times... BYU is 8-6 when he has five or more rebounds... shooting 77.5 percent at the rim this season (Hoop-Math)...

2022-23

One of four players on the team to appear in all 34 games for the Cougars... averaged 5.5 points per game, shooting 45.3 percent from the field and 33.3 percent from three... scored in doubles six times including career-high 18 points in win over Portland in WCC Tournament... made multiple 3-pointers eight times... career-high nine rebounds in win over Nicholls... averaged 10.7 points, 4.0 rebounds and 1.7 assists per game at WCC Tournament... ranked fourth on the team in offensive rebounds (24)...

BEFORE BYU

Served a mission for the Church of Jesus Christ of Latter-Day Saints in Seattle, Was.... played final two seasons at Wasatch Academy along with current teammate Fousseyni Traore... three-star recruit by 247Sports and Rivals... ranked as No. 25 shooting guard in Class of 2020 by 247Sports Composite... averaged 14.6 points and 5.3 rebounds per game as a senior... Utah 6A First Team All-State as a sophomore at Riverton High School...

PERSONAL

Son of Lisa and Rich Saunders... has four older sisters... married former BYU women's basketball player Sierra Johnson on September 1st... father played basketball at UC Davis... taught himself to be a woodworker/wood turner... learning and speaks four languages (english, malagasy, spanish, french)...

2024-25 GAME-BY-GAME

OPPONENT	DATE	GS	MIN.	FG-FGA	PCT	3FG-FGA	PCT	FT-FTA	PCT	OFF	DEF	REB	AST	BLK	STL	PF	TO	PTS	AVG
Central Arkansas	11/5	*	26	6-11	.545	3-7	.429	1-2	.500	3	5	8	2	0	1	0	0	16	16.0
UC Riverside	11/8	*	32	5-11	.455	1-2	.500	1-2	.500	1	5	6	2	1	1	4	2	12	14.0
Queens	11/13	*	22	3-7	.429	1-3	.333	0-2	.000	0	6	6	1	1	0	0	1	7	11.7
Idaho	11/16	*	30	10-15	.667	4-8	.500	2-3	.667	0	4	4	3	3	4	1	0	26	15.3
Mississippi Valley	11/23	*	19	3-7	.429	1-4	.250	0-0	.000	0	0	0	2	0	2	2	0	7	13.6
vs. Ole Miss	11/28	*	33	4-13	.308	1-7	.143	7-8	.875	2	3	5	0	0	2	4	2	16	14.0
vs. NC State	11/29	*	27	4-7	.571	3-3	1.000	2-2	1.000	0	3	3	1	0	1	1	0	13	13.9
at Providence	12/3	*	26	3-8	.375	1-4	.250	0-0	.000	0	3	3	0	0	2	3	0	7	13.0
Fresno State	12/11	*	33	7-14	.500	3-7	.429	0-0	.000	1	3	4	0	0	0	1	4	17	13.4
vs. Wyoming	12/14	*	1	1-1	1.000	0-0	.000	0-0	.000	0	0	0	0	0	1	0	0	2	12.3
Florida A&M	12/20																		
Arizona State	12/31	*	30	11-18	.611	6-11	.545	2-3	.667	2	4	6	1	1	1	0	0	30	13.9
at Houston	1/4	*	22	3-8	.375	1-5	.200	2-3	.667	0	2	2	1	0	1	1	2	9	13.5
Texas Tech	1/7	*	28	2-4	.500	0-2	.000	2-2	1.000	2	0	2	3	1	2	1	1	6	12.9
at TCU	1/11	*	36	9-13	.692	5-7	.714	3-4	.750	2	4	6	0	0	0	3	2	26	13.9
Oklahoma State	1/14	*	30	3-5	.600	2-4	.500	4-4	1.000	0	2	2	2	0	0	2	3	12	13.7
at Utah	1/18	*	40	6-16	.375	2-6	.333	2-4	.500	2	5	7	4	0	1	2	1	16	13.9
at Colorado	1/21	*	33	10-15	.667	3-6	.500	2-3	.667	2	3	5	1	1	1	1	0	25	14.5
Cincinnati	1/25	*	32	7-15	.467	5-7	.714	2-2	1.000	2	3	5	1	0	1	0	1	21	14.9
Baylor	1/28																		
at UCF	2/1																		
ARizona	2/4																		
at Cincinnati	2/8																		
at West Virginia	2/11																		
Kansas State	2/15																		
Kansas	2/18																		
at Arizona	2/22																		
at Arizona State	2/26																		
West Virginia	3/1																		
at Iowa State	3/4																		
Utah	3/8																		
TOTAL			501	97-188	.516	42-93	.452	32-44	.727	19	55	74	24	8	21	26	18	268	14.9

SEASON HIGHS

Points:	30	Arizona State (12/31/24)
Rebounds:	8	Central Arkansas (11/5/24)
Assists:	4	at Utah (1/18/25)
Steals:	4	Idaho (11/16/24)
Blocks:	3	Idaho (11/16/24)
Field Goals:	11	Arizona State (12/31/24)
3-Pointers:	6	Arizona State (12/31/24)
Free Throws:	7	vs. Ole Miss (11/28/24)
Minutes:	40	at Utah (1/18/25)

CAREER HIGHS

Points:	30	Arizona State (12/31/24)
Rebounds:	9	Nicholls (11/19/22)
Assists:	4 (3x)	at Utah (1/18/25)
Steals:	4	Idaho (11/16/24)
Blocks:	3	Idaho (11/16/24)
Field Goals:	11	Arizona State (12/31/24)
3-Pointers:	6	Arizona State (12/31/24)
Free Throws:	7	vs. Ole Miss (11/28/24)
Minutes:	40	at Utah (1/18/25)

BIG 12 HIGHS

Points:	30	Arizona State (12/31/24)
Rebounds:	7	TCU (3/2/24)
Assists:	4	at Utah (1/18/25)
Steals:	3	at Kansas State (2/24/24)
Blocks:	1 (6x)	at Colorado (1/21/25)
Field Goals:	11	Arizona State (12/31/24)
3-Pointers:	6	Arizona State (12/31/24)
Free Throws:	4 (3x)	Oklahoma State (1/14/25)
Minutes:	40	at Utah (1/18/25)

PRODUCTION TRACKER

	2024-25	Career
Had a double-double	--	--
Scored 10+ points	12 (9-3)	33 (25-8)
Scored 20+ points	5 (4-1)	7 (5-2)
Scored 30+ points	1 (1-0)	1 (1-0)
Led BYU in scoring	6 (4-2)	10 (7-3)
Led BYU in rebounds	--	4 (1-3)
Led BYU in assists	1 (0-1)	2 (1-1)
Led BYU in steals	7 (3-4)	21 (11-10)
Made 3+ 3-pt FGs	8 (7-1)	13 (11-2)
Had 5+ 3-pt FGs	3 (2-1)	3 (2-1)
Had 3+ assists	1 (1-0)	12 (11-1)
Had 3+ steals	1 (1-0)	4 (2-2)
Had 5+ rebounds	9 (6-3)	30 (20-10)

CAREER STATISTICS

YEAR	GP-GS	MPG	FG-FGA	PCT	3FG-A	PCT	FT-FTA	PCT	OFF-DEF-REB	AVG	PF-D	A	AVG	TO	BLK	AVG	STL	AVG	PTS	AVG
2022-23	34-2	15.9	68-148	.453	26-78	.333	26-38	.684	24-57-81	2.4	65-1	28	0.8	24	9	0.3	20	0.6	186	5.5
2023-24	34-1	20.7	125-239	.523	36-99	.364	42-59	.712	46-94-140	4.1	76-1	38	1.2	15	6	0.2	27	0.8	328	9.6
2024-25	18-18	27.8	97-188	.516	42-93	.452	32-44	.727	19-55-74	4.1	26-0	24	1.3	18	8	0.4	21	1.2	268	14.9
TOTAL	86-21	20.3	289-575	.503	104-270	.385	100-141	.709	89-206-295	3.4	167-2	90	1.0	57	23	0.3	68	0.8	782	9.1





JUNIOR | 6-9 | FORWARD | HUNTSVILLE, UTAH | SNOW COLLEGE

2024-25

Made BYU debut in win over Queens... finished with three rebounds and a block in three minutes of action...

BEFORE BYIN

Spent two years at Snow College playing for former BYU assistant coach Andrew May... appeared in 57 games including 31 starts during time in Ephraim... averaged 9.8 points and 5.4 rebounds per game... shot 58.6 percent from the field, 25.0 percent from three and 62.9 percent from the free throw line... scored in double 27 times including seven games with 20-plus... scored a career-high 27 against Utah Prep... seven double-doubles... earned all-conference accolades as sophomore after starting in 27 games... scored in double figures 21 times en route to averaging 14.1 points per game... averaged 6.8 rebounds per game... five double-doubles... made career-high 10 free throws against College of Southern Idaho... appeared in 30 games including four starts as a true freshman... averaged 5.9 points and 4.2 rebounds per game... shot 55.9 percent from the field, 33.3 percent from three and 64.2 percent from the free throw line... scored in double figures six times including a pair of double-doubles... graduated from Weber High School...

PERSONAL

Full name is Maximos Triplett... son of Kay and Doug Triplett... married to Autumn Triplett... has two siblings... sister, Bridget, played volleyball at Snow College and Southern Utah... sister, Abby, is a high jumper at Weber State... served a mission for the Church of Jesus Christ of Latter-day saints in Uruguay...

SEASON HIGHS	Points:	--	--
	Rebounds:	3	Queens (11/13/24)
	Assists:	1	Florida A&M (12/20/24)
	Steals:	--	--
	Blocks:	1	Queens (11/13/24)
	Field Goals:	--	--
	3-Pointers:	--	--
	Free Throws:	--	--
	Minutes:	3	Queens (11/13/24)

CAREER HIGHS	Points:	--	--
	Rebounds:	3	Queens (11/13/24)
	Assists:	1	Florida A&M (12/20/24)
	Steals:	--	--
	Blocks:	1	Queens (11/13/24)
	Field Goals:	--	--
	3-Pointers:	--	--
	Free Throws:	--	--
Minutes:	3	Queens (11/13/24)	

BIG 12 HIGHS	Points:	--	--
	Rebounds:	--	--
	Assists:	--	--
	Steals:	--	--
	Blocks:	--	--
	Field Goals:	--	--
	3-Pointers:	--	--
	Free Throws:	--	--
	Minutes:	1	Arizona State (12/31/24)

PRODUCTION TRACKER	2024-25	Career
Had a double-double	--	--
Scored 10+ points	--	--
Scored 20+ points	--	--
Led BYU in scoring	--	--
Led BYU in rebounds	--	--
Led BYU in assists	--	--
Led BYU in steals	--	--
Led BYU in blocks	--	--
Had 3+ assists	--	--
Had 3+ blocks	--	--
Had 3+ steals	--	--
Had 5+ rebounds	--	--
Had 10+ rebounds	--	--

2024-25 GAME-BY-GAME																			
OPPONENT	DATE	GS	MIN.	FG-FGA	PCT	3FG-FGA	PCT	FT-FTA	PCT	OFF	DEF	REB	AST	BLK	STL	PF	TO	PTS	AVG
Central Arkansas	11/5																		
UC Riverside	11/8																		
Queens	11/13		3	0-0	.000	0-0	.000	0-0	.000	1	2	3	0	1	0	0	0	0	0.0
Idaho	11/16																		
Mississippi Valley	11/23		2	0-1	.000	0-0	.000	0-0	.000	1	1	2	0	0	0	0	0	0	0.0
vs. Ole Miss	11/28																		
vs. NC State	11/29																		
at Providence	12/3																		
Fresno State	12/11		1	0-0	.000	0-0	.000	0-0	.000	0	0	0	0	0	0	0	0	0	0.0
vs. Wyoming	12/14		1	0-0	.000	0-0	.000	0-0	.000	0	0	0	0	0	0	0	0	0	0.0
Florida A&M	12/20		2	0-0	.000	0-0	.000	0-0	.000	1	0	1	1	0	0	1	0	0	0.0
Arizona State	12/31		1	0-0	.000	0-0	.000	0-0	.000	0	0	0	0	0	0	0	0	0	0.0
at Houston	1/4																		
Texas Tech	1/7																		
TCU	1/11																		
Oklahoma State	1/14																		
at Utah	1/18																		
at Colorado	1/21																		
Cincinnati	1/25																		
Baylor	1/28																		
at UCF	2/1																		
Arizona	2/4																		
at Cincinnati	2/8																		
at West Virginia	2/11																		
Kansas State	2/15																		
Kansas	2/18																		
at Arizona	2/22																		
at Arizona State	2/26																		
West Virginia	3/1																		
at Iowa State	3/4																		
Utah	3/8																		
TOTAL			8	0-0	.000	0-0	.000	0-0	.000	3	3	6	1	1	0		0	0	0.0

CAREER STATISTICS																				
YEAR	GP-GS	MPG	FG-FGA	PCT	3FG-A	PCT	FT-FTA	PCT	OFF-DEF-REB	AVG	PF-D	A	AVG	TO	BLK	AVG	STL	AVG	PTS	AVG
2022-23*	30-4	14.9	71-127	.559	1-3	.333	34-53	.642	57-70-127	4.2	53-1	26	0.9	24	12	0.4	17	0.6	177	5.9
2023-24*	27-27	28.6	143-238	.601	3-13	.231	93-149	.624	54-129-183	6.8	54-1	66	2.4	53	20	0.7	20	0.7	382	14.1
2024-25	6-0	1.4	0-1	.000	0-0	.000	0-0	.000	3-3-6	1.0	1-0	1	0.2	0	1	0.2	0	0.0	0	0.0
TOTAL!	63-31	19.5	214-366	.585	4-16	.250	127-202	.629	114-202-316	5.0	108-2	92	1.5	77	33	0.5	37	0.6	559	8.9

* Snow College ! Snow College and BYU





TREVIN KNELL

SENIOR | 6-5 | GUARD | NORTH SALT LAKE, UTAH | WOODS CROSS HIGH SCHOOL

2024-25

Scored the first points of the season for a second straight season with a 3-pointer... went 2-of-6 from beyond the arc... **went 4-of-4 from three in first half against Queens, tied for the second-most makes without a miss in a 1st half in program history...** made a 3-pointer in 11 consecutive games... recorded first career double-double (22 pts, 10 reb) in win over Fresno State...

2023-24

19th most 3-point field goals per game (2.09)... **18th most 3-point field goals (67)...** **18th most 3-point field goal attempts (174)...** scored a career-high 27 points in Big 12 opener against Cincinnati... connected on nine 3-pointers, tied for the 2nd most in a game in program history... tied for the most triples at the Marriott Center... **BYU is 11-2 when hitting three or more 3-pointers...**

2022-23

Redshirted due to shoulder injury.... NABC Honor Court...

2021-22

Appeared in all 35 games including 18 starts... averaged 6.4 points per game... scored in double figures 10 times including a season-high 15 against Liberty, LMU and Northern Iowa... tied a career-high with five 3-pointers against UNI... WCC All-Academic Team...

2020-21

Played in all 27 games including six starts... ranked second on the team in 3-pointers made and 3-point percentage... scored in double figures six times... shot 50.0 percent from 3-point percentage in WCC play... WCC All-Academic Team...

2019-20

Appeared in 19 games... season-high nine points in win over Montana Tech... hit a pair of 3-pointers in the first half against Virginia Tech in Maui...

BEFORE BYU

Served a mission for the Church of Jesus Christ of Latter-Day Saints in Uruguay... prepped at Woods Cross High School... named First Team All-State by Deseret News and Salt Lake Tribune as a senior... no. 2 recruit in Utah in the Class of 2017...

PERSONAL

Son of Vicki and Richard Knell... has three older sisters and one younger brother... married his wife, Tatum, in August 2021...

SEASON HIGHS	Points:	22	Fresno State (12/11/24)
	Rebounds:	10	Fresno State (12/11/24)
	Assists:	2 (5x)	Cincinnati (1/25/25)
	Steals:	3 (2x)	Cincinnati (1/25/25)
	Blocks:	1 (3x)	Cincinnati (1/25/25)
	Field Goals:	8	Fresno State (12/11/24)
	3-Pointers:	4 (5x)	at Colorado (1/21/25)
	Free Throws:	4 (2x)	Arizona State (12/31/24)
	Minutes:	28	vs. Wyoming (12/14/24)

CAREER HIGHS	Points:	27	Cincinnati (1/6/24)
	Rebounds:	10	Fresno State (12/11/24)
	Assists:	5	Evansville (12/5/23)
	Steals:	3 (3x)	Cincinnati (1/25/25)
	Blocks:	1 (10x)	Cincinnati (1/25/25)
	Field Goals:	9	Cincinnati (1/6/24)
	3-Pointers:	9	Cincinnati (1/6/24)
	Free Throws:	10	UCF (2/13/24)
	Minutes:	34	at UCF (1/13/24)

BIG 12 HIGHS	Points:	27	Cincinnati (1/6/24)
	Rebounds:	6 (2x)	Houston (1/23/24)
	Assists:	3 (2x)	Oklahoma State (3/9/24)
	Steals:	3 (2x)	Cincinnati (1/25/25)
	Blocks:	1 (5x)	Cincinnati (1/25/25)
	Field Goals:	9	Cincinnati (1/6/24)
	3-Pointers:	9	Cincinnati (1/6/24)
	Free Throws:	10	UCF (2/13/24)
	Minutes:	34	at UCF (1/13/24)

PRODUCTION TRACKER		2024-25	Career
	Had a double-double	1 (1-0)	1 (1-0)
	Scored 10+ points	8 (7-1)	42 (35-7)
	Scored 20+ points	1 (1-0)	4 (2-2)
	Led BYU in scoring	3 (3-0)	9 (6-3)
	Led BYU in rebounds	1 (1-0)	3 (2-1)
	Led BYU in assists	--	2 (2-0)
	Led BYU in steals	4 (4-0)	18 (15-3)
	Made 3+ 3-pt FGs	7 (5-2)	31 (25-6)
	Made 5+ 3-pt FGs	--	4 (2-2)
	Made 7+ 3-pt FGs	--	1 (0-1)
	Had 3+ assists	--	10 (10-0)
	Had 3+ steals	2 (2-0)	3 (2-1)
	Had 5+ rebounds	2 (2-0)	15 (14-1)

2024-25 GAME-BY-GAME

OPPONENT	DATE	GS	MIN.	FG-FGA	PCT	3FG-FGA	PCT	FT-FTA	PCT	OFF	DEF	REB	AST	BLK	STL	PF	TO	PTS	AVG
Central Arkansas	11/5	*	21	2-6	.333	2-6	.333	2-2	1.000	0	4	4	1	0	1	2	0	8	8.0
UC Riverside	11/8	*	23	1-7	.143	1-6	.167	1-2	.500	0	2	2	0	0	2	1	0	4	6.0
Queens	11/13	*	20	6-9	.667	4-7	.571	0-0	.000	1	1	2	1	0	0	1	2	16	9.3
Idaho	11/16	*	21	2-5	.400	2-4	.500	2-2	1.000	0	2	2	1	0	0	2	1	8	9.0
Mississippi Valley	11/23		21	3-5	.600	2-4	.500	4-5	.800	1	2	3	2	0	2	0	1	12	9.6
vs. Ole Miss	11/28		20	2-6	.333	2-5	.400	2-2	1.000	1	1	2	1	0	0	4	0	8	9.3
vs. NC State	11/29		18	2-6	.333	1-5	.200	2-2	1.000	0	2	2	2	0	1	2	0	7	9.0
at Providence	12/3		16	3-4	.750	3-4	.750	0-0	.000	0	0	0	0	0	0	3	0	9	9.0
Fresno State	12/11	*	24	8-11	.727	4-6	.667	2-3	.667	4	6	10	2	0	3	3	0	22	10.4
vs. Wyoming	12/14	*	28	6-7	.857	3-4	.750	0-0	.000	0	0	0	0	0	1	2	1	15	10.9
Florida A&M	12/20	*	19	3-8	.375	2-6	.333	2-3	.667	1	2	3	0	0	1	1	3	10	10.8
Arizona State	12/31		17	0-2	.000	0-2	.000	4-5	.800	0	2	2	0	0	0	2	1	4	10.3
at Houston	1/4		16	4-6	.667	4-6	.667	0-0	.000	0	1	1	0	0	0	3	0	12	10.4
Texas Tech	1/7		21	2-6	.333	0-3	.000	0-2	.000	0	2	2	1	1	0	1	0	4	9.9
at TCU	1/11	*	20	1-5	.200	1-5	.200	2-2	1.000	0	0	0	2	0	0	2	2	5	9.6
Oklahoma State	1/14	*	27	6-12	.500	4-9	.444	2-2	1.000	0	5	5	1	0	1	2	0	18	10.1
at Utah	1/18	*	22	2-6	.333	2-5	.400	0-1	.000	1	3	4	2	1	2	3	2	6	9.9
at Colorado	1/21	*	25	4-6	.667	4-6	.667	2-4	.500	0	0	0	1	0	1	3	2	14	10.1
Cincinnati	1/25	*	24	3-6	.500	2-5	.400	0-0	.000	0	1	1	2	1	3	1	1	8	10.0
Baylor	1/28																		
at UCF	2/1																		
ARizona	2/4																		
at Cincinnati	2/8																		
at West Virginia	2/11																		
Kansas State	2/15																		
Kansas	2/18																		
at Arizona	2/22																		
at Arizona State	2/26																		
West Virginia	3/1																		
at Iowa State	3/4																		
Utah	3/8																		
TOTAL			402	60-123	.488	43-98	.439	27-37	.730	9	36	45	19	3	18	28	16	190	10.0

CAREER STATISTICS

YEAR	GP-GS	MPG	FG-FGA	PCT	3FG-A	PCT	FT-FTA	PCT	OFF-DEF-REB	AVG	PF-D	A	AVG	TO	BLK	AVG	STL	AVG	PTS	AVG
2019-20	19-0	5.7	11-33	.333	7-26	.269	0-0	.000	0-12-12	0.6	11-0	3	0.2	1	1	0.1	2	0.1	29	1.5
2020-21	27-6	16.5	56-120	.467	43-95	.453	11-19	.579	4-51-55	2.0	46-0	25	0.9	15	1	0.1	9	0.3	166	6.1
2021-22	35-18	19.5	80-197	.406	47-130	.362	16-23	.696	7-55-62	1.8	55-0	34	0.9	25	1	0.1	9	0.2	223	6.4
2023-24	33-28	24.3	115-254	.453	67-174	.385	54-70	.771	17-84-111	3.4	81-1	44	1.3	21	4	0.1	21	0.6	351	10.6
2024-25	19-12	21.2	60-123	.488	43-98	.439	27-37	.730	9-36-45	2.4	38-0	19	1.0	16	3	0.2	18	0.9	190	10.0
TOTAL	133-64	18.3	322-727	.443	207-523	.396	108-149	.725	37-248-285	2.1	231-1	125	0.9	78	10	0.1	59	0.4	959	7.2





DAWSON BAKER

REDSHIRT JUNIOR | 6-4 | GUARD | COTO DE CAZA, CALIFORNIA | UC IRVINE

2024-25

Scored a BYU-high 22 points in win over Queens... knocked down a career-high six 3-pointers, five of those coming in the second half which are tied for the most in a second half in program history... scored in double figures in four consecutive games for the first time in his BYU career in December...

2023-24

Made his season debut in win over Georgia State... scored season-high 10 points in win over Bellarmine... went 2-of-4 from 3-point range... dished out a season-high three assists... **missed the rest of the season due to foot injury...**

BEFORE BYU

Played three seasons at UC Irvine... two-time all-Big West performer... 2020-21 Big West Freshman of the Year... scored over 1,000 points in 79 appearances for the Anteaters... scored in double figures 55 times including career-high 33 points against UC San Diego... recorded only career double-double against Hawaii on Jan. 19, 2023... served a two-year mission for the Church of Jesus Christ of Latter-Day Saints in Micronesia, Guam... graduated from Capistrano Valley High School in 2018... CIF 2AA Player of the Year...

PERSONAL

Son of David and Carise Baker... has six siblings... brothers, Dusty and Davis, played collegiately at Weber State and Southern Utah... speaks chuukese... above average at ping pong...

2024-25 GAME-BY-GAME

OPPONENT	DATE	GS	MIN.	FG-FGA	PCT	3FG-FGA	PCT	FT-FTA	PCT	OFF	DEF	REB	AST	BLK	STL	PF	TO	PTS	AVG
Central Arkansas	11/5		17	0-7	.000	0-6	.000	1-2	.500	0	0	0	1	0	0	0	0	1	1.0
UC Riverside	11/8		18	2-3	.667	1-1	1.000	3-4	.750	0	0	0	2	0	1	1	1	8	4.5
Queens	11/13		18	8-10	.800	6-7	.857	0-0	.000	1	0	1	2	0	1	0	1	22	10.3
Idaho	11/16		19	1-5	.200	0-2	.000	0-0	.000	0	1	1	4	0	1	0	0	2	8.3
Mississippi Valley	11/23		20	5-7	.714	0-2	.000	0-0	.000	0	0	0	2	0	2	1	0	10	8.6
vs. Ole Miss	11/28		10	0-2	.000	0-1	.000	0-0	.000	1	3	4	0	0	0	4	1	0	7.2
vs. Purdue/NC State	11/29		21	4-11	.364	1-5	.200	0-0	.000	1	2	3	2	0	0	1	3	9	7.4
at Providence	12/3		23	7-11	.636	2-3	.667	0-1	.000	2	2	4	0	0	1	1	0	16	8.5
Fresno State	12/11		20	5-10	.500	2-5	.400	2-2	1.000	2	2	4	1	0	0	2	2	14	9.1
vs. Wyoming	12/14		30	3-8	.375	2-4	.500	3-4	.750	0	5	5	2	0	1	1	3	11	9.3
Florida A&M	12/20		18	4-6	.667	3-5	.600	0-0	.000	0	3	3	3	0	0	3	2	11	9.5
Arizona State	12/31		21	3-7	.429	0-4	.000	3-4	.750	0	3	3	5	0	1	2	2	9	9.4
at Houston	1/4		18	2-7	.286	0-3	.000	0-0	.000	0	1	1	1	0	1	2	2	4	9.0
Texas Tech	1/7		13	1-2	.500	1-1	1.000	0-0	.000	0	1	1	0	0	0	1	1	3	8.6
at TCU	1/11		18	2-6	.333	1-3	.333	0-0	.000	0	3	3	2	0	0	2	2	5	8.3
Oklahoma State	1/14		18	2-6	.333	2-5	.400	2-2	1.000	1	2	3	0	0	1	2	0	8	8.3
at Utah	1/18		20	4-9	.444	0-3	.000	0-0	.000	0	2	2	0	0	0	2	0	8	8.3
at Colorado	1/21		15	3-4	.750	3-3	1.000	0-0	.000	0	0	0	1	0	0	0	0	9	8.3
Cincinnati	1/25		15	5-7	.714	1-2	.500	0-0	.000	0	1	1	2	0	0	2	0	11	8.5
Baylor	1/28																		
at UCF	2/1																		
ARizona	2/4																		
at Cincinnati	2/8																		
at West Virginia	2/11																		
Kansas State	2/15																		
Kansas	2/18																		
at Arizona	2/22																		
at Arizona State	2/26																		
West Virginia	3/1																		
at Iowa State	3/4																		
Utah	3/8																		
TOTAL			350	61-128	.477	25-65	.385	14-19	.737	8	31	39	30	0	10	27	20	161	8.5

SEASON HIGHS

Points:	22	Queens (11/13/24)
Rebounds:	5	vs. Wyoming (12/14/24)
Assists:	5	Arizona State (12/31/24)
Steals:	2	Mississippi Valley State (11/23/24)
Blocks:	--	--
Field Goals:	8	Queens (11/13/24)
3-Pointers:	6	Queens (11/13/24)
Free Throws:	3 (3x)	Arizona State (12/31/24)
Minutes:	30	vs. Wyoming (12/14/24)

CAREER HIGHS

Points:	33	UC San Diego (02/23/23)
Rebounds:	10	Hawaii (01/19/23)
Assists:	6	vs. Pepperdine (11/25/20)
Steals:	4 (2x)	at Long Beach State (02/04/23)
Blocks:	1 (8x)	UC Riverside (02/11/23)
Field Goals:	10	UC San Diego (02/23/23)
3-Pointers:	6	Queens (11/13/24)
Free Throws:	10 (2x)	UC San Diego (02/23/23)
Minutes:	36	at Long Beach State (02/04/23)

BIG 12 HIGHS

Points:	11	Cincinnati (1/25/25)
Rebounds:	3 (3x)	Oklahoma State (1/14/25)
Assists:	5	Arizona State (12/31/24)
Steals:	1 (3x)	Oklahoma State (1/14/25)
Blocks:	--	--
Field Goals:	5	Cincinnati (1/25/25)
3-Pointers:	3	at Colorado (1/21/25)
Free Throws:	3	Arizona State (12/31/24)s
Minutes:	21	Arizona State (12/31/24)

PRODUCTION TRACKER

	2024-25	Career
Had a double-double	--	1 (1-0)
Scored 10+ points	7 (6-1)	63 (41-22)
Scored 20+ points	1 (1-0)	9 (6-3)
Led BYU in scoring	2 (1-1)	2 (1-1)
Led BYU in rebounds	--	--
Led BYU in assists	--	--
Led BYU in steals	2 (1-1)	2 (1-1)
Made 3+ 3-pt FGs	3 (3-0)	13 (9-4)
Had 5+ 3-pt FGs	1 (1-0)	1 (1-0)
Had 3+ assists	3 (3-0)	15 (12-3)
Had 5+ assists	1 (1-0)	2 (1-1)
Had 3+ steals	--	5 (2-3)
Had 10+ rebounds	--	1 (1-0)

CAREER STATISTICS

YEAR	GP-GS	MPG	FG-FGA	PCT	3FG-A	PCT	FT-FTA	PCT	OFF-DEF-REB	AVG	PF-D	A	AVG	TO	BLK	AVG	STL	AVG	PTS	AVG
2020-21*	25-17	23.6	101-206	.490	21-53	.396	44-56	.786	16-42-58	2.3	30-0	33	1.3	32	3	0.1	24	0.9	267	10.7
2021-22*	19-19	26.7	77-184	.418	19-56	.339	40-51	.784	8-36-44	2.3	30-0	22	1.2	36	3	0.2	13	0.7	213	11.2
2022-23*	35-35	27.2	188-403	.467	48-130	.369	113-142	.796	18-93-111	3.2	60-1	43	1.2	57	2	0.1	28	0.8	537	15.3
2023-24	4-0	10.1	9-16	.563	2-4	.500	0-0	.000	1-2-3	0.8	3-0	6	1.5	3	0	0.0	3	0.8	20	5.0
2024-25	19-0	18.4	61-128	.486	25-65	.385	14-19	.737	8-31-39	2.1	27-0	30	1.6	20	0	0.0	10	0.5	161	8.5
TOTAL!	102-71	24.0	436-937	.465	115-308	.373	211-268	.787	51-204-255	2.5	150-1	134	1.3	148	8	0.1	78	0.8	1198	11.7

* UC Irvine ! UC Irvine and BYU





DALLIN HALL

JUNIOR | 6-4 | GUARD | PLAIN CITY, UTAH | FREMONT HIGH SCHOOL

2023-24

Missed first four games of the season due to toe injury... became 19th member of 300 assist club in win over Fresno State...

2023-24

All-Big 12 Honorable Mention... 51st most assists per game among active NCAA DI players... THIRD highest assist-to-turnover ratio... 11th most assists per game... SEVENTH most assists... scored a team-high 18 points in BYU's win over No. 17 San Diego State... career-high 12 assists in win over West Virginia... **one of 15 players in the nation with at least 12 assists and one turnover in a game this season...** made a career-high four 3-pointers four times... multiple assists in every game this season... career-high four offensive rebounds in win over No. 11 Baylor...

2022-23

WCC All-Freshman Team... 3rd in assist-to-ratio among freshman in program history... 6th most assists in program history by a freshman... first freshman to lead Cougars in assists since Matt Carlino in 2011-12... 18th most assists in the nation among freshman... scored a career-high 23 points against No. 22 Saint Mary's... career-high nine assists and zero turnovers in win over Lindenwood... recorded first career game-winner against Missouri State...

BEFORE BYU

Served a two-year mission for the Church of Jesus Christ of Latter Day Saints in Fresno, Calif... prepped at Fremont High School... three-star recruit by 247Sports... rated as No. 67 Point Guard in Class of 2020 by 247Sports Composite... averaged 22.9 points, 7.8 rebounds and 6.8 assists per game as a senior... all-area MVP and first-team all-state as a junior...

PERSONAL

Son of Ken and Nicole Hall... mom was a high jumper at Weber State... dad played basketball at Salt Lake Community College... brother, Hayden plays football at Weber State... fan of Lord of the Rings and Star Wars... went viral last season for impression of Korg from Thor Ragnarok...

2024-25 GAME-BY-GAME

OPPONENT	DATE	GS	MIN.	FG-FGA	PCT	3FG-FGA	PCT	FT-FTA	PCT	OFF	DEF	REB	AST	BLK	STL	PF	TO	PTS	AVG
Central Arkansas	11/5																		
UC Riverside	11/8																		
Queens	11/13																		
Idaho	11/16																		
Mississippi Valley	11/23	*	21	3-7	.429	3-7	.429	1-2	.500	1	3	4	5	0	1	2	0	10	10.0
vs. Ole Miss	11/28	*	29	1-3	.333	0-2	.000	0-0	.000	1	0	1	4	0	1	3	0	2	6.0
vs. NC State	11/29	*	29	3-8	.375	2-6	.333	1-2	.500	1	4	5	3	0	1	0	3	9	7.0
at Providence	12/3	*	26	1-6	.167	0-3	.000	0-0	.000	1	1	2	4	0	0	5	2	2	5.8
Fresno State	12/11	*	31	5-8	.625	3-5	.600	0-0	.000	0	2	2	5	0	0	1	2	13	7.2
vs. Wyoming	12/14	*	29	1-6	.167	0-2	.000	2-2	1.000	2	2	4	6	0	0	1	3	4	6.7
Florida A&M	12/20	*	26	4-10	.400	2-5	.400	4-5	.800	1	4	5	7	0	1	0	0	14	7.7
Arizona State	12/31	*	25	1-3	.333	1-2	.500	0-0	.000	3	1	4	3	0	2	0	1	3	7.1
at Houston	1/4	*	24	1-1	1.000	1-1	1.000	4-4	1.000	0	0	0	0	0	0	2	3	7	7.1
Texas Tech	1/7	*	29	2-6	.333	1-5	.200	1-2	.500	0	3	3	1	0	1	1	3	6	7.0
at TCU	1/11		24	2-4	.500	2-4	.500	0-0	.000	0	1	1	6	0	0	0	1	6	6.9
Oklahoma State	1/14		28	4-4	1.000	3-3	1.000	3-4	.750	0	1	1	3	0	0	2	3	14	7.5
at Utah	1/18		34	0-5	.000	0-3	.000	2-2	1.000	1	1	2	4	0	2	4	0	2	7.1
at Colorado	1/21		16	0-2	.000	0-1	.000	0-0	.000	0	0	0	3	0	0	4	2	0	6.6
Cincinnati	1/25		20	0-2	.000	0-0	.000	0-0	.000	0	2	2	3	0	0	0	1	0	6.1
Baylor	1/28																		
at UCF	2/1																		
ARizona	2/4																		
at Cincinnati	2/8																		
at West Virginia	2/11																		
Kansas State	2/15																		
Kansas	2/18																		
at Arizona	2/22																		
at Arizona State	2/26																		
West Virginia	3/1																		
at Iowa State	3/4																		
Utah	3/8																		
TOTAL			389	28-75	.373	18-49	.367	18-23	.783	11	25	36	57	0	9	25	25	92	6.1

SEASON HIGHS

Points:	14 (2x)	Oklahoma State (1/14/25)
Rebounds:	5 (2x)	Florida A&M (12/20/24)
Assists:	7	Florida A&M (12/20/24)
Steals:	2 (2x)	at Utah (1/18/25)
Blocks:	--	--
Field Goals:	5	Fresno State (12/11/24)
3-Pointers:	3 (3x)	Oklahoma State (1/14/25)
Free Throws:	4	Florida A&M (12/20/24)
Minutes:	34	at Utah (1/18/25)

CAREER HIGHS

Points:	23	Saint Mary's (1/28/23)
Rebounds:	7	at Texas Tech (1/20/24)
Assists:	12	at West Virginia (2/3/24)
Steals:	4	vs. Duquesne (3/21/24)
Blocks:	1 (3x)	UCF (2/13/24)
Field Goals:	9	Saint Mary's (1/28/23)
3-Pointers:	4 (4x)	at Oklahoma (2/6/24)
Free Throws:	5 (2x)	Pepperdine (1/14/23)
Minutes:	36	at Oklahoma State (2/17/24)

BIG 12 HIGHS

Points:	18	at Kansas (2/27/24)
Rebounds:	7	at Texas Tech (1/20/24)
Assists:	12	at West Virginia (2/3/24)
Steals:	2 (5x)	at Utah (1/18/25)
Blocks:	1	UCF (2/13/24)
Field Goals:	5 (3x)	at Kansas (2/27/24)
3-Pointers:	4 (2x)	at Oklahoma (2/6/24)
Free Throws:	5	at Kansas (2/27/24)
Minutes:	36	at Oklahoma State (2/17/24)

PRODUCTION TRACKER

	2024-25	Career
Had a double-double	--	--
Scored 10+ points	4 (4-0)	27 (15-12)
Scored 20+ points	--	1 (0-1)
Led BYU in scoring	--	2 (1-1)
Led BYU in rebounds	--	2 (0-2)
Led BYU in assists	7 (3-4)	39 (21-18)
Led BYU in steals	2 (2-0)	17 (10-7)
Made 3+ 3-pt FGs	3 (3-0)	14 (11-3)
Had 5+ 3-pt FGs	--	--
Had 3+ assists	13 (9-4)	68 (46-22)
Had 5+ assists	5 (4-1)	30 (22-8)
Had 10+ assists	--	1 (1-0)
Had 3+ steals	--	1 (0-1)

CAREER STATISTICS

YEAR	GP-GS	MPG	FG-FGA	PCT	3FG-A	PCT	FT-FTA	PCT	OFF-DEF-REB	AVG	PF-D	A	AVG	TO	BLK	AVG	STL	AVG	PTS	AVG
2022-23	34-21	20.6	84-204	.412	36-98	.367	44-70	.629	15-50-65	1.9	75-2	108	3.2	56	2	0.1	24	0.7	248	7.3
2023-24	34-30	29.3	106-251	.422	52-145	.359	43-68	.632	31-87-118	3.5	82-3	172	5.1	59	1	0.1	34	1.0	307	9.0
2024-25	15-10	25.9	28-75	.373	18-49	.367	18-23	.783	11-25-36	2.4	25-1	57	3.8	25	0	0.0	9	0.6	92	6.1
TOTAL	83-61	25.1	218-530	.411	106-292	.363	105-161	.652	57-162-219	2.6	182-6	337	4.1	140	3	0.1	67	0.8	647	7.8





FOUSSEYNI TRAORE

SENIOR | 6-6 | FORWARD | BAMAKO, MALI | WASATCH ACADEMY

2024-25

Scored a career-high 29 points in win over Idaho... tied Marriott Center record going 11-of-12 from the field... also went 7-of-7 from the free throw line... One of three players since 1990 with 29 or more points off the bench... season-high 12 rebounds against Queens...

2023-24

All-Big 12 Honorable Mention... tied a career-high with five assists in win over No. 7 Kansas... season-high 11 rebounds at No. 6 Iowa State... 9-4 when he scores in double figures... scored a season-high 24 points in win over West Virginia... also had nine rebounds, six of those coming on the offensive glass... made career-high 10 field goals...

2022-23

WCC All-Academic... CSC Academic All-District... WCC All-Second Team... first underclassmen to lead Cougars in scoring and rebounding in same season since Eric Mika in 2016-17... averaged 12.9 points and 7.8 rebounds per game, shooting 60.7 percent and 75.8 percent from the free throw line... one of two players in program history to shoot over 60.0 percent from the field in a single season (min. 100 FG made)... ranked 22nd in the nation in field goal percentage... 15 point, 11 rebound double-double in season opener against Idaho State... seven offensive rebounds tied for most offensive boards in a season opener in program history...

2021-22

WCC All-Freshman Team... 4-time WCC Freshman of the Week... Hawaiian Airlines Diamond Head Classic All-Tournament Team... appeared in 33 games including 21 starts... broke BYU freshman record in total rebounds and offensive rebounds... second-most double-doubles by a freshman in program history... recorded a 25-point, 19 rebound performance on Senior Night against Pepperdine...

BEFORE BYU

Prepped at Wasatch Academy... represented Mali at 2021 FIBA U19 Basketball World Cup... had a 7-point, 10 rebound performance against the United States... Was part of Mali team that won the 2017 FIBA U16 African Championship...

PERSONAL

Son of Lamine and Kadiatou... speaks french and Bambara... Master fisherman... Loves watching movies, especially the Mission Impossible franchise... **Founder of Fouss Foundation...** currently in process of raising money for indoor basketball court in Bamako, Mali...

2024-25 GAME-BY-GAME

OPPONENT	DATE	GS	MIN.	FG-FGA	PCT	3FG-FGA	PCT	FT-FTA	PCT	OFF	DEF	REB	AST	BLK	STL	PF	TO	PTS	AVG
Central Arkansas	11/5		19	3-5	.600	0-0	.000	0-0	.000	4	2	6	0	2	0	2	0	6	6.0
UC Riverside	11/8		20	6-8	.750	0-1	.000	1-2	.500	5	1	6	2	2	0	2	1	13	9.5
Queens	11/13		17	2-5	.400	0-0	.000	0-0	.000	5	7	12	5	0	2	2	1	4	7.7
Idaho	11/16		23	11-12	.917	0-0	.000	7-7	1.000	2	7	9	2	1	0	1	0	29	13.0
Mississippi Valley	11/23	*	25	5-8	.625	0-1	.000	5-6	.833	5	6	11	1	1	0	2	2	16	13.4
vs. Ole Miss	11/28		24	5-8	.625	0-0	.000	6-6	1.000	2	4	6	3	1	1	3	3	16	13.8
vs. NC State	11/29		17	4-6	.667	0-0	.000	2-2	1.000	2	3	5	1	0	0	2	1	10	13.3
at Providence	12/3		14	4-8	.500	0-0	.000	0-0	.000	1	1	2	1	0	0	2	0	8	12.6
Fresno State	12/11		19	2-4	.500	1-1	1.000	0-0	.000	0	10	10	3	1	0	1	3	5	11.8
vs. Wyoming	12/14		16	3-4	.750	0-0	.000	2-2	1.000	0	3	3	1	0	0	2	0	8	11.4
Florida A&M	12/20		17	4-6	.667	0-0	.000	1-1	1.000	3	3	5	5	0	0	1	1	9	11.2
Arizona State	12/31		18	2-3	.667	0-0	.000	0-1	.000	1	3	4	1	0	1	0	2	4	10.6
at Houston	1/4		20	0-3	.000	0-0	.000	1-2	.500	1	5	6	3	0	0	0	3	1	9.8
Texas Tech	1/7		24	5-10	.500	0-0	.000	4-5	.800	2	3	5	0	0	0	1	1	14	10.1
at TCU	1/11		21	1-3	.333	0-0	.000	3-4	.750	0	7	7	2	0	0	2	1	5	9.8
Oklahoma State	1/14		17	3-4	.750	0-0	.000	1-2	.500	1	6	7	3	1	1	0	2	7	9.6
at Utah	1/18		23	8-13	.615	0-0	.000	0-0	.000	3	3	6	2	1	0	4	2	16	10.0
at Colorado	1/21		13	1-1	1.000	0-0	.000	2-2	1.000	1	1	2	0	0	0	0	4	4	9.7
Cincinnati	1/25		13	2-3	.667	0-0	.000	0-0	.000	1	2	3	2	0	0	2	2	4	9.4
Baylor	1/28																		
at UCF	2/1																		
ARizona	2/4																		
at Cincinnati	2/8																		
at West Virginia	2/11																		
Kansas State	2/15																		
Kansas	2/18																		
at Arizona	2/22																		
at Arizona State	2/26																		
West Virginia	3/1																		
at Iowa State	3/4																		
Utah	3/8																		
TOTAL			357	71-114	.623	1-3	.333	35-42	.833	39	77	116	37	10	5	29	29	178	9.4

SEASON HIGHS

Points:	29	Idaho (11/16/24)
Rebounds:	12	Queens (11/13/24)
Assists:	5 (2x)	Florida A&M (12/20/24)
Steals:	2	Queens (11/13/24)
Blocks:	2 (2x)	UC Riverside (11/8/24)
Field Goals:	11	Idaho (11/16/24)
3-Pointers:	1	Fresno State (12/11/24)
Free Throws:	7	Idaho (11/16/24)
Minutes:	25	Mississippi Valley State (11/23/24)

CAREER HIGHS

Points:	29	Idaho (11/16/24)
Rebounds:	19	Pepperdine (2/26/22)
Assists:	5 (4x)	Queens (11/13/24)
Steals:	3 (2x)	Gonzaga (1/12/23)
Blocks:	4	at Loyola Marymount (2/10/22)
Field Goals:	11	Idaho (11/16/24)
3-Pointers:	2	Southeastern Louisiana (11/15/23)
Free Throws:	8 (2x)	Portland (12/31/22)
Minutes:	37	at Loyola Marymount (2/10/22)

BIG 12 HIGHS

Points:	24	at West Virginia (2/3/24)
Rebounds:	11	at Iowa State (3/6/24)
Assists:	5	at Kansas (2/27/24)
Steals:	1 (9x)	Oklahoma State (1/14/25)
Blocks:	3	at Iowa State (3/6/24)
Field Goals:	10	at West Virginia (2/3/24)
3-Pointers:	--	--
Free Throws:	5	TCU (3/2/24)
Minutes:	31	at West Virginia (2/3/24)

PRODUCTION TRACKER

	2024-25	Career
Had a double-double	1 (1-0)	20 (15-5)
Scored 10+ points	7 (4-3)	61 (39-22)
Scored 20+ points	1 (1-0)	7 (5-2)
Led BYU in scoring	3 (2-1)	29 (19-10)
Led BYU in rebounds	5 (3-2)	53 (35-18)
Led BYU in assists	1 (1-0)	6 (3-3)
Led BYU in blocks	3 (2-1)	36 (23-13)
Led BYU in steals	1 (1-0)	14 (9-5)
Had 3+ blocks	--	9 (7-2)
Had 3+ assists	4 (3-1)	17 (15-2)
Had 3+ steals	--	2 (1-1)
Had 10+ rebounds	3 (3-0)	26 (19-7)
Had 15+ rebounds	--	4 (3-1)

CAREER STATISTICS

YEAR	GP-GS	MPG	FG-FGA	PCT	3FG-A	PCT	FT-FTA	PCT	OFF-DEF-REB	AVG	PF-D	A	AVG	TO	BLK	AVG	STL	AVG	PTS	AVG
2021-22	33-21	23.6	126-214	.589	1-8	.125	64-86	.744	93-187-280	8.5	61-0	30	0.9	49	42	1.3	17	0.5	317	9.6
2022-23	33-33	24.8	165-272	.607	1-1	1.000	94-124	.758	92-167-259	7.8	63-1	48	1.5	73	23	0.7	24	0.7	425	12.9
2023-24	26-8	18.4	112-179	.626	2-3	.667	58-61	.716	51-85-136	5.2	44-0	34	1.3	45	20	0.8	16	0.6	284	10.9
2024-25	19-1	18.8	71-114	.623	1-3	.333	35-42	.833	39-77-116	6.1	29-0	37	1.9	29	10	0.5	5	0.3	178	9.4
TOTAL	111-63	21.9	474-779	.608	5-15	.333	251-333	.754	275-516-791	7.1	197-1	149	1.3	196	95	0.9	62	0.6	1204	10.8





JARED MCGREGOR

JUNIOR | 6-3 | GUARD | SARATOGA SPRINGS, UTAH | WESTLAKE HIGH SCHOOL

2024-25

Made season debut in win over Queens...made first 3-pointer of the season in win over Florida A&M... also connected on his first career free throw...

2023-24

Played in a career-games... connected on first 3-pointer of the season in win over South-eastern Louisiana... also made 3-pointer in win over Evansville...

2022-23

Made collegiate debut against Westminster... Scored a career-high 6 points in win over Western Oregon... Went 2-of-2 from 3-point range...

BEFORE BYU

Served a mission for the Church of Jesus Christ of Latter-Day Saints in Spokane, Wash... Prepped at Westlake High School... Averaged 12.2 points per game as a senior... Made 76 3-pointers, most in Utah 6A... Played AAU basketball for Utah Mountain Stars...

PERSONAL

Son of Kathy and the late Mark McGregor... Father, Mark, was an All-American swimmer at BYU... Served a mission for the Church of Jesus Christ of Latter-Day Saints in Spokane, Wash... Has traveled to China (2x), Australia and Mali for basketball...

2024-25 GAME-BY-GAME

OPPONENT	DATE	GS	MIN.	FG-FGA	PCT	3FG-FGA	PCT	FT-FTA	PCT	OFF	DEF	REB	AST	BLK	STL	PF	TO	PTS	AVG
Central Arkansas	11/5																		
UC Riverside	11/8																		
Queens	11/13		2	0-2	.000	0-2	.000	0-0	.000	0	0	0	1	0	0	0	0	0	0.0
Idaho	11/16																		
Mississippi Valley	11/23		2	0-0	.000	0-0	.000	0-0	.000	0	0	0	0	0	0	0	0	0	0.0
vs. Ole Miss	11/28																		
vs. NC State	11/29																		
at Providence	12/3																		
Fresno State	12/11																		
vs. Wyoming	12/14		1	0-0	.000	0-0	.000	0-0	.000	0	0	0	0	0	0	0	0	0	0.0
Florida A&M	12/20		2	1-2	.500	1-2	.500	1-2	.500	0	0	0	0	0	0	0	0	4	1.0
Arizona State	12/31																		
at Houston	1/4																		
Texas Tech	1/7																		
at TCU	1/11																		
Oklahoma State	1/14																		
at Utah	1/18																		
at Colorado	1/21																		
Cincinnati	1/25																		
Baylor	1/28																		
at UCF	2/1																		
ARizona	2/4																		
at Cincinnati	2/8																		
at West Virginia	2/11																		
Kansas State	2/15																		
Kansas	2/18																		
at Arizona	2/22																		
at Arizona State	2/26																		
West Virginia	3/1																		
at Iowa State	3/4																		
Utah	3/8																		
TOTAL			6	1-4	.250	1-4	.250	1-2	.500	0	0	0	1	0	0	0	0	4	1.0

SEASON HIGHS

Points:	4	Florida A&M (12/20/24)
Rebounds:	--	--
Assists:	1	Queens (11/13/24)
Steals:	--	--
Blocks:	--	--
Field Goals:	1	Florida A&M (12/20/24)
3-Pointers:	1	Florida A&M (12/20/24)
Free Throws:	1	Florida A&M (12/20/24)
Minutes:	2 (3x)	Florida A&M (12/20/24)

CAREER HIGHS

Points:	6	Western Oregon (12/15/22)
Rebounds:	2	Southeastern Louisiana (11/15/23)
Assists:	1 (2x)	Queens (11/13/24)
Steals:	--	--
Blocks:	--	--
Field Goals:	2	Western Oregon (12/15/22)
3-Pointers:	2	Western Oregon (12/15/22)
Free Throws:	1	Florida A&M (12/20/24)
Minutes:	3 (2x)	Bellarmine (12/22/23)

BIG 12 HIGHS

Points:	--	--
Rebounds:	--	--
Assists:	--	--
Steals:	--	--
Blocks:	--	--
Field Goals:	--	--
3-Pointers:	--	--
Free Throws:	--	--
Minutes:	1	Iowa State (1/16/24)

PRODUCTION TRACKER

	2024-25	Career
Had a double-double	--	--
Scored 10+ points	--	--
Scored 20+ points	--	--
Led BYU in scoring	--	--
Led BYU in rebounds	--	--
Led BYU in assists	--	--
Led BYU in steals	--	--
Made 3+ 3-pt FGs	--	--
Had 5+ 3-pt FGs	--	--
Had 3+ assists	--	--
Had 3+ steals	--	--
Had 5+ rebounds	--	--
Had 10+ rebounds	--	--

CAREER STATISTICS

YEAR	GP-GS	MPG	FG-FGA	PCT	3FG-A	PCT	FT-FTA	PCT	OFF-DEF-REB	AVG	PF-D	A	AVG	TO	BLK	AVG	STL	AVG	PTS	AVG
2022-23	6-0	1.3	2-4	.500	2-3	.667	0-0	.000	0-0-0	0.0	2-0	0	0.0	0	0	0.0	0	0.0	6	1.0
2023-24	11-0	1.8	2-7	.286	2-6	.333	0-0	.000	1-2-3	0.3	2-0	1	0.1	2	0	0.0	0	0.0	6	0.5
2024-25	4-0	1.5	1-4	.250	1-4	.250	1-2	.500	0-0-0	0.0	0-0	1	0.3	0	0	0.0	0	0.0	4	1.0
TOTAL	21-0	1.6	5-15	.333	5-13	.385	1-2	.500	1-2-3	0.1	4-0	2	0.1	2	0	0.0	0	0.0	16	0.8



THE LAST TIME...

5 players scored in double figures

1/14/25 vs. Oklahoma State, Knell 18, Hall 14, Saunders 14, Demin 10, Keita 10

6 players scored in double figures

12/11/24 vs. Fresno State, Knell 22, Saunders 17, Baker 14, Hall 13, Keita 12, Catchings 10

No players scored in double figures

2/21/05 at Air Force, 39-70 L

One player recorded a double-double

12/11/24 vs. Fresno State
Trevin Knell, 22 points, 10 rebounds

Two players recorded a double-double

12/13/23 vs. Denver
Noah Waterman 20 points, 14 rebounds
Spencer Johnson 11 points, 11 rebounds

One player recorded a triple-double

3/16/16 vs. UAB
Kyle Collinsworth, 19 points, 10 rebounds, 12 assists

Two double-digit rebounders

12/11/24 vs. Fresno State
Trevin Knell 10, Fousseyini Traore 10

Four players had 9 or more rebounds

12/30/06 vs. Seton Hall, Cummand 12, Plaisted 9, Young 9, Ainge 9

Two players fouled out

12/3/22 vs. South Dakota
Trey Stewart, Gideon George

Three or more players fouled out

12/1/18 at Weber State
Yoeli Childs, TJ Haws, Connnor Harding

A BYU player received a technical foul

1/21/25 at Colorado, Trevin Knell, Kanon Catchings

An opponent player received a technical foul

1/21/25 at Colorado, Bangot Dak

A BYU coach received a technical foul

2/27/24 at Kansas, Mark Pope

An opponent coach received a technical foul

12/31/24 vs. Arizona State, Bobby Hurley

A BYU player ejected from a game

11/23/23 vs. Arizona State, Atiki Ally Atiki, Noah Waterman

An opponent player ejected from a game

1/6/24 vs. Iowa State, Hason Ward

A coach ejected from the game

11/24/23 vs. NC State
NC State coach Kevin Keatts (2 technical fouls)

AT LEAST two players scored 20+ points

11/16/24 vs. Idaho, Traore - 29, Saunders - 26

Three players scored 20+ points

2/20/20 vs. Santa Clara, Haws 28, Childs 22, Toolson 20

Four players scored 20+ points

1/13/79 vs. New Mexico, D. Ainge 27, Runia 25, Durrant 20, Taylor 20

Two players scored 25+ points

11/16/24 vs. Idaho, Fousseyini Traore 29, Richie Saunders 26

A player scored 30+ points

12/31/24 vs. Arizona State, Richie Saunders 30

A player scored 40+ points

12/23/15 vs. New Mexico, Chase Fischer 41

A player attempted 20 or more field goals

12/11/21 vs. Creighton, Alex Barcello 20

A player had 5 or more steals

1/12/23 vs. Gonzaga, Spencer Johnson 5

A player had 5 or more blocks

2/27/21 vs. Saint Mary's, Matt Haarms 6

A player had double-digit assists

11/5/24 vs. Central Arkansas, Egor Demin 11

A player made double-digit free throws

2/13/24 vs. UCF, Jaxson Robinson 12, Trevin Knell 10

A player shot 100% from the free throw line (min. 8 att.)

12/3/22 vs. South Dakota, Rudi Williams (8-8)

A player shot 100% from the floor (min. 5 att.)

12/11/24 vs. Fresno State, Keba Keita (6-6)

A player shot 100% from threes (min. 3 att.)

1/21/25 at Colorado, Dawson Baker (3-3)

Did not make a 3-point field goal

3/8/14 vs. Loyola Marymount, (0-12) W

Opponent did not make a 3-point field goal

11/13/19 vs. Southern Utah (0-12) W

BYU had five or fewer turnovers

12/3/24 at Providence, 5 L

BYU committed 25-plus turnovers

12/15/07 vs. Pepperdine, 29 W

BYU committed 11 or less team fouls in a game

1/25/25 vs. Cincinnati 8, W

BYU scored 90 points

12/11/24 vs. Fresno State, 95-67 W

BYU scored 100 points

12/22/23 vs. Bellarmine, 101-56 W

BYU scored 110 points

11/6/23 vs. Houston Christian, 110 W

BYU scored less than 50 points in a game

1/15/08 at UNLV, 41-70 L

Held opponent to less than 50 points in a game

11/23/24 vs. Mississippi Valley State, 87-43 W

BYU scored less than 40 points in a game

2/21/05 at Air Force, 39-70 L

Held opponents to less than 40 points in a game

12/22/21 vs. South Florida 54-39 W

Shot 60% from the field

1/27/24 vs. Texas (.630) 32-50

Opponent shot 60% from the field

1/13/22 at Gonzaga (.694) 43-62

Shot 70% from the field in a half

1/25/25 vs. Cincinnati (.739) 17-23

Did not miss a 2-point FG attempt in a half

2/23/04 vs. Air Force, 13-13 inside the arc, (14-17, .824 overall)

Shot less than 30% from the field

12/1/20 vs. USC (.275) 16-69

Opponent shot less than 30% from the field

1/13/24 at UCF (.293) 17-58

Shot 100% from the free throw line

2/24/22 vs. Loyola Marymount (6-6)

Shot 90% from the free throw line (min. 10 att.)

1/27/21 at Pepperdine (.947) 18-19

Shot less than 50% from the free throw line

1/18/25 at Utah (.400) 4-10

Shot 60% on 3-pointers

1/25/25 vs. Cincinnati (.625), 15-24

Shot 70% on 3-pointers

12/11/13 vs. Prairie View A&M (.714), 10-14

Opponent scored less than 20 points in the 1st half

11/23/23 vs. Arizona State, 17 (32-17, 77-49) W

Opponent scored less than 20 points in the 2nd half

11/23/24 vs. Mississippi Valley State, 16 (32-16, 87-43) W

BYU scored less than 20 points in the 1st half

3/9/19 vs. San Diego, 19 (BYU trailed 19-46)

BYU scored less than 20 points in the 2nd half

1/15/00 vs. Utah, 19

Opponent scored 50 or more points in a half

2/13/24 vs. UCF, 62

BYU scored 50 or more points in the first half

12/20/24 vs. Florida A&M, 50

BYU scored 50 or more points in the second half

1/25/25 vs. Cincinnati, 52

BYU scored 60 or more points in the first half

11/29/22 vs. Westminster, 63

BYU scored 60 or more points in the second half

1/30/20 vs. Pepperdine, 61

Won by 60 or more points (largest margin ever)

12/22/06 vs. Western Oregon (62) 102-40

Won by 50 or more points

11/15/23 vs. Southeastern Louisiana (57) 105-48

Won by 40 or more points

12/20/24 vs. Florida A&M (46), 103-57

Won by 30 or more points

11/5/24 vs. Central Arkansas (38) (88-50)

Won by 25 or more points

1/25/25 vs. Cincinnati (28) (80-52)

Lost by 35-plus points

11/22/04 vs. North Carolina (36) 86-50

Lost by 30-plus points

1/4/25 at No. 14 Houston (31) 55-86

Lost by 25-plus points

12/1/20 vs. USC (26) 53-79

Played an overtime game

1/18/25 at Utah, 72-73 L (OT)

Won in single overtime

11/25/22 vs. Dayton 79-75 (OT)

Lost in overtime

1/18/25 at Utah, 72-73 L (OT)

Played a double OT game

1/30/21 vs. Pacific, 95-87 W (2OT)

Played a triple OT game

1/23/14 at Portland, 114-110 L (3OT)

Won 10-straight games

2010-11 (10)

Won 15-straight games

2009-10 (15)

Lost 3-straight games

2024-25, @ Houston, Texas Tech, @ TCU

Lost 4-straight games

2022-23, @ Pepperdine, @ Gonzaga, Santa Clara, @ Saint Mary's

Lost 5-straight games

2004-05, @ UNM, @ AFA, @ Utah, UNLV, vs. UNM (at MWC)

Lost 9-straight games

1997-98

Lost 10-straight games

1996-97 (21) - school record

Played an NCAA tournament game

3/21/24 vs. Duquesne - NCAA 1st Round, 67-71

Won an NCAA tournament game

3/13/12 vs. Iona - NCAA 1st Round, 78-72

Won two NCAA tournament games

1980-81 Princeton 60-51, UCLA 78-55, Notre Dame 51-50, then lost to Virginia 60-74
2010-11 Wofford 74-66, Gonzaga 89-67

Won three NCAA tournament games

1980-81 Princeton 60-51, UCLA 78-55, Notre Dame 51-50, then lost to Virginia 60-74

Played in the NIT

2021-22

Won an NIT game

3/19/22 Northern Iowa, 90-71

Won two NIT games

2021-22 LBSU, 93-72, UNI 90-71

Won three NIT games

2015-16 Advanced to NIT semifinals (appearance vacated by the NCAA)
2012-13 Advanced to NIT semifinals
1965-66 NIT Champions
1950-51 NIT Champions

Won a conference tournament

2000-01

Won a regular season conference title

2010-11

Won a conference regular season outright

2007-08

Defeated a ranked team

2/27/24 at No. 7 Kansas (7/9), 76-68

Defeated a ranked team at home

2/20/24 vs. No. 11 Baylor (11/11), 78-71

Defeated a ranked team on the road

2/27/24 at No. 7 Kansas (7/9), 76-68

Was ranked in the Top 25 AP Poll

3/18/24 Ranked 21st

Was ranked in the Top 25 Coaches Poll

3/17/24 Ranked 21st

Finished season ranked in the Top 25 polls

2019-20 16th (Coaches), 18th (AP)



COUGARS IN THE RECORD BOOK

INDIVIDUAL CAREER RECORDS

Points Scored				
Rk	Name, Years	G	Pts	
1	Tyler Haws, 2009-10,12-15	139	2,720	
2	Jimmer Fredette, 2007-11	139	2,599	
3	Danny Ainge, 1977-81	118	2,467	
4	Michael Smith, 1983-84,86-89	122	2,319	
5	Devin Durrant, 1978-80,82-84	117	2,285	
6	Yaeli Childs, 2016-20	119	2,031	
7	TJ Haws, 2016-20	133	1,899	
8	Russell Larson, 1991-95	129	1,885	
9	Fred Roberts, 1978-82	119	1,841	
10	Jeff Chatman, 1984-88	122	1,824	
11	Mekeli Wesley, 1997-01	115	1,740	
12	Mark Bigelow, 1998-99, 01-04	120	1,715	
13	Kyle Collinsworth, 2010-11, 13-16	135	1,680	
14	Brandon Davies, 2009-13	135	1,680	
15	Ken Roberts, 1990-91, 93-96	126	1,652	
16	Lee Cummand, 2005-09	131	1,569	
17	Jonathan Tavernier, 2006-10	132	1,519	
18	Kresimir Cosic, 1979-83	79	1,513	
19	Joe Nelson, 1946-50	115	1,494	
20	Jay Cheesman, 1973-77	103	1,408	
21	Roland Minson, 1948-51	105	1,407	
22	Andy Toolson, 1984-85, 87-90	117	1,388	
23	Trent Plaisted, 2004-08	103	1,372	
24	Marty Haws, 1986-90	120	1,337	
25	Alex Barcello, 2019-22	93	1,307	
26	Dick Nemelka, 1963-66	78	1,299	
27	Alan Taylor, 1976-80	110	1,284	
28	Jackson Emery, 2005-06, 08-11	133	1,235	
29	Doug Richards, 1971-74	78	1,218	
30	Gary Trost, 1987-88, 90-93	114	1,205	
31	Fousseyni Traore, 2021-present	111	1,204	
32	Matt Carlino, 2011-14	96	1,201	
33	Edon Brinley, 1927-31	---	1,195	
34	Noah Hartsock, 2008-12	134	1,191	
35	Elwood Romney, 1929-33	110	1,189	
36	Joe Richey, 1950-53	89	1,177	
37	Randy Reid, 1992-96	125	1,170	
38	Keri Liimo, 1966-69	76	1,156	
39	Doug Howard, 1967-70	79	1,143	
40	Mel Hutchins, 1947-48, 49-51	97	1,141	
41	Travis Hansen, 2000-03	86	1,137	
42	Steve Schreiner, 1988-91	93	1,128	
43	Chase Fischer, 2014-16	71	1,121	
44	John Fairchild, 1963-65	53	1,109	
45	Gary Earnest, 1958-61	77	1,108	
46	Terrell Lyday, 1999-01	66	1,105	
47	Mark Handy, 1973-77	96	1,099	
48	Bruce Burton, 1960-63	78	1,089	
49	Eric Mika, 2013-14, 16-17	67	1,080	
50	Keena Young, 2004-07	88	1,068	
51	Scott Runia, 1976-80	110	1,051	
52	Bernie Fryer, 1970-72	55	1,031	
53	Dave Eastis, 1958-61	69	1,015	

Field Goal Percentage				
Rk	Name, Years	FG	FGA	Pct
1	Fousseyni Traore, 2021-present	473	779	.608
2	Alan Taylor, 1976-80	504	874	.577
3	Rafael Araujo, 2002-04	366	646	.567
4	Gary Trost, 1987-88, 90-93	420	742	.566
5	Jared Miller, 1990-93	306	550	.5563

*Minimum 300 FG Made

3-Point Field Goals Made			
Rk	Name, Years	3FG	
1	Jimmer Fredette, 2007-11	296	
2	Jonathan Tavernier, 2006-10	265	
3	TJ Haws, 2016-20	242	
4	Jackson Emery, 2005-06, 08-11	230	
5	Chase Fischer, 2014-16	215	
6	Mark Bigelow, 1998-99, 01-04	213	
7	Trevin Knell, 2019-present	207	

3-Point Field Goal Attempts			
Rk	Name, Years	3FGA	
1	Jimmer Fredette, 2007-11	752	
2	Jonathan Tavernier, 2006-10	698	
3	TJ Haws, 2016-20	671	
4	Jackson Emery, 2005-06, 08-11	601	
5	Mark Bigelow, 1998-99, 01-04	559	
6	Chase Fischer, 2014-16	553	
7	Trevin Knell, 2019-present	523	

3-Point Field Goal Percentage*				
Rk	Name, Years	3FG	3FGA	Pct
1	Nathan Call, 1986-88, 90-92	110	241	.456
2	Alex Barcello, 2019-22	194	429	.452
3	Mark Heslop, 1988-92	126	283	.445
4	Andy Toolson, 1984-85, 87-90	141	323	.437
5	Lee Cummand, 2005-09	153	355	.431
6	Michael Smith, 1983-84, 86-89	116	270	.430
7	Mike Rose, 2003-07	163	381	.428
8	Sam Burgess, 2004-05, 06-08	81	196	.413
9	Zac Seljaas, 2015-16, 17-19	135	332	.407
10	Skyler Halford, 2013-15	81	201	.4029
11	Austin Ainge, 2003-07	113	281	.402
12	Trevin Knell, 2019-present	207	523	.3957
13	Terrell Lyday, 1999-01	127	321	.3956
14	Todd Christensen, 1995-96, 98-00	104	264	.3939
15	Jimmer Fredette, 2007-11s	296	752	.3936
16	Chase Fischer, 2014-16	215	553	.3887
17	Michael Vranes, 1996-97, 98-00	78	201	.3881
18	Richie Saunders, 2022-present	104	270	.385
19	Jackson Emery, 2005-06, 08-11	230	601	.383
20	Mark Bigelow, 1998-99, 01-04	213	559	.381

*Minimum 75 3FG Made

3-Pointers Games			
Rk	Name, Years	#	
1	Jimmer Fredette, 2007-11	47	
2	TJ Haws, 2016-20	47	
3	Jonathan Tavernier, 2006-10	46	
4	Chase Fischer, 2014-16	39	
5	Mark Bigelow, 1998-99, 01-04	34	
6	Jackson Emery, 2005-06, 08-11	34	
7	Alex Barcello, 2019-22	31	
8	Trevin Knell, 2019-present	31	

Assists				
Rk	Name, Years	G	Ast	Avg
1	Kyle Collinsworth, 2010-11, 13-16	140	703	5.0
2	TJ Haws, 2016-20	133	603	4.5
3	Matt Montague, 1996-97, 99-02	122	570	4.7
4	Danny Ainge, 1977-81	118	539	4.6
5	Nathan Call, 1986-88, 90-92	129	528	4.1
6	Jimmer Fredette, 2007-11	139	515	3.7
7	Marty Haws, 1986-90	123	502	4.1
8	Randy Reid, 1992-96	125	458	3.7
9	Matt Carlino, 2011-14	96	437	4.6
10	Scott Runia, 1976-80	110	405	3.7
11	Lee Cummand, 2005-09	131	372	2.8
12	Austin Ainge, 2003-07	101	355	3.5
13	Fred Roberts, 1978-82	119	341	2.9
14	Dallin Hall, 2022-present	83	337	4.1

Assists Per Game*				
Rk	Name, Years	G	Ast	Avg
1	Kyle Collinsworth, 2010-11, 13-15	140	703	5.02
2	Matt Montague, 1996-97, 99-02	122	570	4.67
3	Danny Ainge, 1977-81	118	539	4.57
4	Matt Carlino, 2011-14	96	437	4.55
5	TJ Haws, 2016-20	133	603	4.53
6	Nathan Call, 1986-88, 90-92	129	528	4.093
7	Marty Haws, 1986-90	123	502	4.081
8	Dallin Hall, 2022-present	83	337	4.06
9	Jimmer Fredette, 2007-11	139	515	3.71
10	Scott Runia, 1976-80	110	405	3.68

*Minimum 50 Games Played

Assist-to-Turnover Ratio*				
Rk	Name, Years	A	TO	A:TO
1	Craig Cusick, 2011-13	148	65	2.69:1
2	Marty Perry, 1982-85	299	117	2.56:1
3	Dallin Hall, 2022-present	337	140	2.41:1
4	Jackson Emery, 2005-06, 08-11	312	132	2.36:1
5	Ben Murdock, 2006-08	157	67	2.34:1

*Minimum 50 Games Played and 2.0 APG

Assist-to-Turnover Ratio*				
Rk	Name, Years	A	TO	A:TO
1	Marty Perry, 1982-85	299	117	2.56:1
2	Dallin Hall, 2022-present	337	140	2.41:1
3	Nathan Call, 1986-88, 90-92	528	236	2.24:1
4	Scott Runia, 1976-80	405	185	2.19:1
5	Kevin Santiago, 1988-90	193	90	2.14:1

*Minimum 50 Games Played and 3.0 APG

Offensive Rebounds				
Rk	Name, Years	G	OReb	Avg
1	Kyle Collinsworth, 2010-11, 13-16	140	307	2.2
2	Nate Austin, 2011-16	153	289	1.9
3	Fousseyni Traore, 2021-present	111	275	2.5

Rebounds				
Rk	Name, Years	G	Reb	Avg
1	Yaeli Childs, 2016-20	119	1,053	8.8
2	Kyle Collinsworth, 2010-11, 13-16	140	1,047	7.5
3	Michael Smith, 1983-84, 86-89	122	922	7.6
4	Kresimir Cosic, 1979-83	79	919	11.6
5	Alan Taylor, 1976-80	110	919	8.4
6	Greg Kite, 1979-83	112	847	7.6
7	Brandon Davies, 2009-13	135	840	6.2
8	Fred Roberts, 1978-82	119	838	7.0
9	Steve Trumbo, 1978-82	116	835	7.2
10	Russell Larson, 1991-95	129	821	6.4
11	John Benson, 1954-57	78	803	10.3
12	Mark Handy, 1973-77	96	801	8.3
13	Nate Austin, 2011-16	153	792	5.2
14	Fousseyni Traore, 2021-present	111	791	7.1

Blocks Per Game*				
Rk	Name, Year	G	Blk	Avg
1	Shawn Bradley, 1990-91	34	177	5.21
2	Greg Kit, 1979-83	112	208	1.86
3	Yaeli Childs, 2016-20	119	159	1.34
4	Noah Hartsock, 2008-12	134	177	1.32
5	Erick Mika, 2013-14, 16-17	67	87	1.299
6	Russell Larson, 1991-95	129	166	1.287
7	Alan Taylor, 1976-80	110	119	1.08
8	Trent Plaisted, 2004-08	103	107	1.04
9	Alan Pollard, 1984-86	60	62	1.03
10	Corbin Kaufusi, 2015-16	86	80	0.930
11	Brandon Davies, 2009-13	135	123	0.911
12	Jeff Chatman, 1984-88	122	107	0.8770
13	Fousseyni Traore, 2021-present	111	95	0.856
14	Lee Cummand, 2005-09	131	106	0.809
15	Atkii Ally Atkii, 2021-24	88	71	0.806

*Minimum 50 Games Played or 150 Career Blocks

Blocks				
Rk	Name, Years	G	Blk	Avg
1	Greg Kite, 1979-83	112	208	1.9
2	Shawn Bradley, 1990-91	34	177	5.2
3	Noah Hartsock, 2008-12	134	177	1.3
4	Russell Larson, 1991-95	129	166	1.3
5	Yaeli Childs, 2016-20	119	159	1.4
6	Brandon Davies, 2009-13	135	123	0.9
7	Alan Taylor, 1976-80	110	119	1.1
8	Trent Plaisted, 2004-08	103	107	1.0
9	Jeff Chatman, 1984-88	122	107	0.9
10	Lee Cummand, 2005-09	131	106	0.8
11	Fousseyni Traore, 2021-present	111	95	0.9

3 Blocks Games				
Rk	Name, Years	#		
1	Greg Kite, 1979-83	35		
2	Shawn Bradley, 1990-91	28		
3	Noah Hartsock, 2008-12	24		
4	Russell Larson, 1991-95	21		
5	Yaeli Childs, 2016-20	17		
6	Alan Taylor, 1976-80	13		
7	Eric Mika, 2013-14, 16-17	13		
8	Alan Pollard, 1984-86	10		
9	Jeff Chatman, 1984-88	10		
10	Trent Plaisted, 2004-08	9		
11	Fousseyni Traore, 2021-present	9		

Double-Doubles		
Rk	Name, Years	D-D
1	Kresimir Cosic, 1970-73	48
2	Yaeli Childs, 2016-20	45
3	John Fairchild, 1964-65	39
4	Kyle Collinsworth, 2011-11, 13-16	37
5	Alan Taylor, 1976-80	34
6	Bruce Burton, 1960-63	31
7	Steve Trumbo, 1978-82	30
8	Michael Smith, 1983-84, 86-89	29
9	Brett Applegate, 1982-84	28
10	Russell Larson, 1991-95	27
11	Jay Cheesman, 1973-77	25
12	Rafael Araujo, 2002-04	24
13	Brandon Davies, 2009-13	24
14	Kari Larmo, 1966-69	23
15	Mark Handy, 1973-77	23
16	Paul Ruffner, 1968-70	22
17	Eric Mika, 2013-14, 16-17	22
18	Fred Roberts, 1978-82	21
19	Dave Eastis, 1958-61	20
20	Fousseyni Traore, 2021-present	20

COUGARS IN THE RECORD BOOK

3-Point Field Goals Made

Rk	Name vs. Opponent, Date	3FG
1	Chase Fischer vs. Chaminade, 11/25/2014	10
2	Jimmer Fredette at Arizona, 12/28/2009	9
	Chase Fischer vs. New Mexico, 12/23/2015	9
	Alex Barcello at Pepperdine, 02/26/2022	9
	Trevin Knell vs. Cincinnati, 01/06/2024	9

3-Point Field Goal Attempts

Rk	Name vs. Opponent, Date	3FGA
1	Jonathan Tavernari vs. North Carolina, 11/24/2007	16
	Chase Fischer vs. UAB, 03/16/2016	16
	Jaxson Robinson vs. Denver, 12/13/2023	16
4	Nick Sanderson vs. Kansas, 03/20/1993	15
	Jimmer Fredette vs. Florida, 03/24/2011	15
6	Bob Capener at Oklahoma, 11/21/1986	14
	Danny Bower vs. Ohio State, 12/30/1997	14
	Jimmer Fredette vs. Utah State, 11/17/2010	14
	Jimmer Fredette vs. New Mexico, 03/11/2011	14
	Matt Carlino vs. Baylor, 04/02/2013	14
	Chase Fischer vs. New Mexico, 12/23/2015	14
	Trevin Knell vs. Cincinnati, 01/06/2024	14

Assists

Rk	Name vs. Opponent, Date	Ast
1	Mike May vs. Niagara, 12/11/1976	16
	Kyle Collinsworth vs. Portland, 02/25/2016	16
3	Matt Montague vs. Idaho, 12/15/2001	15
	Matt Montague vs. Wyoming, 02/02/2002	15
	Kyle Collinsworth at Loyola Marymount, 01/21/2016	15
6	Randy Reid at Texas Tech, 12/22/1995	14
	TJ Haws vs. Portland, 01/11/2020	14
8	Danny Ainge vs. Long Beach State, 11/28/1977	13
	Scott Sinek vs. Utah State, 12/26/1981	13
	Nathan Call vs. New Mexico, 01/30/1992	13
	TJ Haws at Pepperdine, 02/29/2020	13
12	Kresimir Cosic vs. Niagara, 01/11/1973	12
	Mike May vs. Utah State, 01/08/1977	12
	Danny Ainge vs. Utah State, 01/08/1977	12
	Nathan Call vs. Utah State, 12/13/1991	12
	Nathan Call vs. Michigan, 12/28/1991	12
	Matt Montague vs. UC Irvine, 03/14/2002	12
	Kyle Collinsworth vs. UAB, 03/16/2016	12
	Dallin Hall at West Virginia, 02/03/2024	12

Offensive Rebounds

Rk	Name vs. Opponent, Date	OReb
1	Steve Schreiner vs. New Mexico, 01/12/1991	9
	Jared Miller vs. New Mexico, 03/12/1993	9
	Kenneth Roberts vs. Fresno State, 01/13/1994	9
	Ron Sellsaze at Colorado State, 02/12/1998	9
	Eric Mika vs. Princeton, 11/14/2016	9
6	Mark Handy at Utah, 01/18/1975	8
	Fred Roberts at UTEP, 02/10/1979	8
	Brett Applegate at UCLA, 12/28/1983	8
	Gary Trost at Air Force, 02/13/1992	8
	Kenneth Roberts vs. Weber State, 12/12/1995	8
	Rafael Araujo at San Francisco, 12/23/2002	8
	Trent Plasted vs. TCU, 01/25/2006	8
	Lee Cummand at UNLV, 03/10/2007	8
	Josh Sharp vs. Loyola Marymount, 01/03/2013	8
	Nate Austin vs. San Francisco, 02/08/2014	8
	Keba Keita at Providence, 12/03/2024	8

Highest Points Available Percentage*

Rk	Name vs. Opponent, Date	Pts	PA	PAP
1	Kresimir Cosic vs. Arizona, 02/26/1971 (12-12 FG, 0-0 3FG, 4-4 FT)	28	28	1.000
	Jeff Chatman vs. Fordham, 12/07/1985 (9-9 FG, 0-0 3FG, 3-3 FT)	21	21	1.000
	Tyler Haws vs. Nevada, 12/22/2009 (7-7 FG, 0-0 3FG, 6-6 FT)	20	20	1.000
	Brock Zylstra vs. San Francisco, 01/07/2021 (8-8 FG, 6-6 3FG, 0-0 FT)	22	22	1.000
5	Alan Taylor vs. New Mexico, 01/13/1979 (6-6 FG, 0-0 3FG, 8-9 FT)	20	21	.952
6	Fousseyni Traore vs. Idaho, 11/16/2024 (11-12 FG, 0-0 3FG, 7-7 FT)	29	31	.935

*Minimum 20 Points

FRESHMAN INDIVIDUAL SEASON RECORDS

Assists

Rk	Name, Year	G	Ast	Avg
1	Danny Ainge, 1977-78	30	158	5.3
2	Randy Reid, 1992-93	34	141	4.1
3	Matt Montague, 1996-97	26	131	5.0
4	Matt Carlino, 2011-12	25	115	4.6
5	TJ Haws, 2016-17	34	110	3.2
6	Dallin Hall, 2022-23	34	108	3.2
7	Scott Sinek, 1981-82	30	100	3.3
8	Marty Haws, 1986-87	32	99	3.1
9	Ken Roberts, 1990-91	34	96	2.8
10	Egor Demin, 2024-25	16	94	5.9

3-Point Field Goals Made

Rk	Name, Year	3FG
1	TJ Haws, 2016-17	76
2	Zac Seljaas, 2015-16	68
3	Mark Bigelow, 1998-99	44
4	Jimmer Fredette, 2007-08	43
5	Matt Carlino, 2011-12	41
6	Michael Vranes, 1998-99	40
7	Dallin Hall, 2022-23	36
8	Robbie Reid, 1993-94	35
9	Kanon Catchings, 2024-25	31

3-Point Field Goal Attempts

Rk	Name, Year	3FGA
1	TJ Haws, 2016-17	188
2	Zac Seljaas, 2015-16	136
3	Jimmer Fredette, 2007-08	128
4	Matt Carlino, 2011-12	124
5	Mark Bigelow, 1998-99	113
6	Robbie Reid, 1993-94	100
7	Dallin Hall, 2022-23	98
8	Michael Vranes, 1998-99	96
9	Kanon Catchings, 2024-25	93

3-Pointers Games

Rk	Name, Year	#
1	TJ Haws, 2016-17	16
2	Zac Seljaas, 2015-16	10
3	Matt Carlino, 2011-12	7
4	Robbie Reid, 1993-94	5
	Mark Bigelow, 1998-99	5
	Mike Rose, 2003-04	5
	Jimmer Fredette, 2007-08	5
	Kanon Catchings, 2024-25	5

10-Assist Games

Rk	Name, Year	#
1	Randy Reid, 1992-93	3
2	Danny Ainge, 1977-78	2
	Matt Montague, 1996-97	2
4	Scott Sinek, 1981-82	1
	Marty Haws, 1986-87	1
	Shawn Opunui, 2001-02	1
	Matt Carlino, 2011-12	1
	Egor Demin, 2024-25	1

FRESHMAN INDIVIDUAL GAME RECORDS

3-Point Field Goals Made

Rk	Name vs. Opponent, Date	3FG
1	Mike Rose vs. Southern Utah, 11/21/2003	8
2	Zac Seljaas vs. Central Michigan, 12/18/2015	7
3	Michael Vranes at UC Irvine, 12/22/1998	6
	Jonathan Tavernari vs. TCU, 01/10/2007	6
	Anson Winder vs. Buffalo, 12/20/2011	6
	Zac Seljaas vs. San Francisco, 01/09/2016	6
	TJ Haws at San Diego, 01/14/2017	6
8	Robbie Reid at San Diego, 01/20/1994	5
	Mark Bigelow vs. Louisiana Tech, 12/11/1998	5
	Michael Vranes vs. TCU, 03/02/1999	5
	Jonathan Tavernari at San Diego State, 02/24/2007	5
	Jake Toolson vs. Southern Virginia, 11/19/2024	5
	Zac Seljaas vs. Creighton, 03/22/2016	5
	TJ Haws at Gonzaga, 02/25/2007	5
	Caleb Lohner at Pacific, 02/18/2021	5
	Kanon Catchings vs. Ole Miss, 11/28/2024	5

3-Point Field Goal Attempts

Rk	Name vs. Opponent, Date	3FGA
1	Mike Rose vs. Southern Utah, 11/21/2003	13
2	TJ Haws at San Diego, 01/14/2017	12
3	Kanon Catchings vs. Central Arkansas, 11/05/2024	11
4	Zac Seljaas vs. Santa Clara, 01/07/2016	10
	Zac Seljaas vs. San Francisco, 01/09/2016	10
	Kanon Catchings vs. Ole Miss, 11/28/2024	10

Assists

Rk	Name vs. Opponent, Date	Ast
1	Danny Ainge vs. Long Beach State, 11/28/1977	13
	Scott Sinek vs. Utah State, 12/26/1981	13
3	Danny Ainge vs. Utah State, 01/07/1978	12
4	Marty Haws at Iowa, 12/09/1986	11
	Matt Montague at Weber State, 12/04/1996	11
	Matt Carlino vs. Buffalo, 12/20/2011	11
	Egor Demin vs. Central Arkansas, 11/05/2024	11

INDIVIDUAL GAME RECORDS - 1ST HALF

3-Point Field Goal Made, No Misses

Rk	Name vs. Opponent, Date	3FG
1	Jonathan Tavernari (Sr.) vs. Air Force, 02/13/2010	5
	Anson Winder (Fr.) vs. Buffalo, 12/20/2011	5
	Jaxson Robinson (So.) vs. Westminster, 11/29/2022	5
4	Todd Christensen (So.) vs. San Diego State, 02/13/1999	4
	Austin Ainge (Sr.) at Air Force, 02/27/2007	4
	Sam Burgess (Sr.) vs. Idaho State, 11/14/2007	4
	Trevin Knell (Sr.) vs. Queens, 11/13/2024	4

INDIVIDUAL GAME RECORDS - 2ND HALF

3-Point Field Goal Made

Rk	Name vs. Opponent, Date	3FG
1	Nathan Call (Jr.) vs. Utah, 03/02/1991	5
	Jonathan Tavernari (Fr.) at San Diego State, 02/24/2007	5
	Jimmer Fredette (Sr.) at New Mexico, 01/29/2011	5
	Matt Carlino (So.) vs. Baylor, 04/02/2013	5
	Chase Fischer (Sr.) vs. Belmont, 11/28/2015	5
	Zac Seljaas (Fr.) vs. Central Michigan, 12/18/2015	5
	Jake Toolson (Sr.) at Pacific, 01/23/2020	5
	Alex Barcello (Jr.) at Loyola Marymount, 02/13/2020	5
	Trevin Knell (Jr.) vs. Cincinnati, 01/06/2024	5
	Dawson Baker (Jr.) vs. Queens, 11/13/2024	5

INDIVIDUAL GAME RECORDS - EITHER HALF

3-Point Field Goal Made, No Misses

Rk	Name vs. Opponent, Date	3FG	Half
1	Nathan Call (Jr.) vs. Utah, 03/02/1991	5	2nd
	Jonathan Tavernari (Sr.) vs. Air Force, 02/13/2010	5	1st
	Anson Winder (Fr.) vs. Buffalo, 12/20/2011	5	1st
	Alex Barcello (Jr.) at Loyola Marymount, 02/13/2020	5	2nd
	Jaxson Robinson (So.) vs. Westminster, 11/29/2022	5	1st
4	Bryon Ruffner (Jr.) vs. Mississippi State, 12/02/1995	4	2nd
	Danny Bower (Jr.) vs. Wyoming, 01/15/1998	4	2nd
	Todd Christensen (So.) vs. San Diego State, 02/13/1999	4	1st
	Terrell Lydday (Jr.) at South Alabama, 12/21/1999	4	2nd
	Terrell Lydday (Jr.) vs. Bowling Green, 03/15/2000	4	2nd
	Trent Whiting (Sr.) vs. Boise State, 12/21/2000	4	2nd
	Terrell Lydday (Sr.) vs. Air Force, 03/08/2001	4	2nd
	Brock Reichner (Sr.) at Utah State, 12/22/2005	4	2nd
	Austin Ainge (Sr.) at Air Force, 02/27/2007	4	1st
	Sam Burgess (Sr.) vs. Idaho State, 11/14/2007	4	1st
	Charles Abouo (Sr.) vs. Nevada, 11/25/2011	4	2nd
	Nick Emery (Jr.) vs. Loyola Marymount, 02/02/2019	4	2nd
	Trevin Knell (Sr.) vs. Queens, 11/13/2024	4	1st

OFF THE BENCH CAREER RECORDS*

*Since 1996

Points Scored

Rk	Name, Years	G	Pts	Avg
1	Zac Seljaas, 2015-20	107	665	6.2
2	Mike Rose, 2003-07	103	561	5.4
3	Jonathan Tavernari, 2006-10	63	548	8.7
4	Richie Saunders, 2022-present	65	498	7.7
5	Anson Winder, 2011-15	95	488	5.1
6	Jaxson Robinson, 2022-24	30	431	14.4
7	Fousseyni Traore, 2021-present	48	429	9.0
8	Jimmy Balderson, 2001-02, 04-07	58	402	6.9
9	Skyler Halford, 2013-15	52	370	7.1
10	Connor Harding, 2018-21	64	367	5.7
	Spencer Johnson, 2020-23	64	367	5.7

Field Goals Made

Rk	Name, Years	FGM
1	Zac Seljaas, 2015-20	227
2	Jonathan Tavernari, 2006-10	201
3	Richie Saunders, 2022-present	186
4	Mike Rose, 2003-07	184
5	Fousseyni Traore, 2021-present	165
6	Anson Winder, 2011-15	159
7	Jaxson Robinson, 2022-24	152
8	Spencer Johnson, 2020-23	133
9	Jimmy Balderson, 2001-02, 04-07	132
10	Connor Hardin, 2018-21	130

Field Goals Attempted

Rk	Name, Years	FGA
1	Zac Seljaas, 2015-20	503
2	Jonathan Tavernari, 2006-10	454
3	Mike Rose, 2003-07	431
4	Richie Saunders, 2022-present	371
5	Jaxson Robinson, 2022-24	350
6	Anson Winder, 2011-15	344
7	Spencer Johnson, 2020-23	290
8	Jimmy Balderson, 2001-02, 04-07	278
9	Trevin Knell, 2019-present	276

3-Point Field Goals Made

Rk	Name, Years	3FG
1	Mike Rose, 2003-07	148
2	Zac Seljaas, 2015-16, 17-20	130
3	Jonathan Tavernari, 2006-10	93
4	Trevin Knell, 2019-present	80
5	Jaxson Robinson, 2022-24	73
6	Anson Winder, 2011-15	65
7	Richie Saunders, 2022-present	60
8	Spencer Johnson, 2020-23	58
9	Skyler Halford, 2013-15	56
10	Todd Christensen, 1998-00	54

3-Point Field Goals Attempted

Rk	Name, Years	3FGA
1	Mike Rose, 2003-07	338
2	Zac Seljaas, 2015-20	238
3	Jonathan Tavernari, 2006-10	245
4	Trevin Knell, 2019-present	214
5	Jaxson Robinson, 2022-24	203
6	Richie Saunders, 2022-present	170
7	Anson Winder, 2011-15	163
8	Connor Harding, 2018-21	146
9	Spencer Johnson, 2020-23	144
10	Jimmer Fredette, 2007-10	134

3-Point Field Goal Percentage*

Rk	Name, Years	3FG	3FGA	Pct
1	Mike Rose, 2003-07	148	338	.438
2	Skyler Halford, 2013-15	56	130	.431
3	Todd Christensen, 1999-00	54	131	.412
4	Spencer Johnson, 2020-23	58	144	.403
5	Anson Winder, 2011-15	65	153	.399
6	Matt Carlino, 2011-14	50	126	.397
7	Zac Seljaas, 2015-20	130	328	.396
8	Jonathan Tavernari, 2006-10	93	245	.380
9	Trevin Knell, 2019-present	80	214	.374
10	Connor Harding, 2018-21	53	146	.363

*Minimum 50 3FG Made

OFF THE BENCH SINGLE GAME RECORDS

Points

Rk	Name vs. Opponent, Date	Pts
1	Kari Limbo vs. Saint Francis, 02/01/1969	34

COUGARS IN THE RECORD BOOK

Rebounds

Rk	Name vs. Opponent, Date	Reb
1	Kyle Davis (Jr.) vs. Utah Valley, 11/13/2015	20
2	Paul Ruffner (Jr.) vs. USC, 11/30/1968	16
3	Shawn Bradley (Fr.) vs. East Tennessee State, 11/14/1990	14
4	Russell Larson (Fr.) at Utah State, 11/26/1991	12
	John Fairchild (Jr.) at UCLA, 12/06/1963	12
6	Brian Ambrozich (Jr.) vs. Kansas State, 12/03/1971	11
	Michael Smith (Fr.) at Utah State, 11/26/1983	11
8	Mark Handy (Fr.) vs. Weber State, 11/30/1973	10
	Keith Rice (Jr.) at UCLA, 11/26/1977	10
	Bryon Ruffner (Jr.) vs. Boise State, 11/25/1995	10
	Keena Young (So.) vs. North Carolina, 11/22/2004	10
	Keba Keita (Jr.) vs. Central Arkansas, 11/05/2024	10

Offensive Rebounds

Rk	Name vs. Opponent, Date	OReb
1	Russell Larson (Fr.) at Utah State, 11/26/1991	7
2	Bryon Ruffner (Jr.) vs. Boise State, 11/25/1995	6
3	Mike Hall (Jr.) vs. Southern Utah, 11/21/2003	5
	Keena Young (So.) vs. North Carolina, 11/22/2004	5
5	Nathan Cooper (Fr.) vs. Boise State, 11/25/1995	4
	Keba Keita (Jr.) vs. Central Arkansas, 11/05/2024	4

Assists

Rk	Name vs. Opponent, Date	Ast
1	Egor Demin (Fr.) vs. Central Arkansas, 11/05/2024	11
2	Mike May (Jr.) vs. Idaho State, 11/26/1976	10

Blocks

Rk	Name vs. Opponent, Date	Blk
1	Shawn Bradley (Fr.) vs. East Tennessee State, 11/14/1990	5
2	Russell Larson (Fr.) at Utah State, 11/26/1991	3
	Eric Mika (Fr.) vs. Weber State, 11/08/2013	3
	Fousseyni Traore (Fr.) vs. Cleveland State, 11/09/2021	3
	Kanon Catchings (Fr.) vs. Central Arkansas, 11/05/2024	3
6	Fred Roberts (Fr.) vs. Hawaii, 11/24/1978	2
	Gavin McGregor (So.) vs. Portland, 11/22/2006	2
	Kyle Davis (Jr.) vs. Utah Valley, 11/13/2015	2
	Connor Harding (Fr.) at Nevada, 11/06/2018	2
	Mihailo Boskovic (Jr.) vs. Central Arkansas, 11/05/2024	2

Steals

Rk	Name vs. Opponent, Date	Stl
1	Brian Hamilton (Jr.) at San Diego State, 11/14/1997	5
2	Egor Demin (Fr.) vs. Central Arkansas, 11/05/2024	4

CONFERENCE CAREER RECORDS

Field Goal Percentage*

Rk	Name, Years	FG	FGA	Pct
1	Fousseyni Traore, 2021-present	238	390	.610
2	Gary Trost, 1987-88 90-93	223	384	.581

*Minimum 100 FG Made

3-Point Field Goals Made

Rk	Name, Years	3FG
1	Jimmer Fredette, 2007-11	139
2	Jonathan Tavernani, 2006-10	133
3	TJ Haws, 2016-20	127
4	Jackson Emery, 2005-06, 08-11	105
5	Chase Fischer, 2014-16	101
6	Mark Bigelow, 1998-99, 01-04	97
7	Trevin Knell, 2019-present	91

3-Point Field Goals Attempts

Rk	Name, Years	3FGA
1	TJ Haws, 2016-20	336
2	Jimmer Fredette, 2007-11	331
3	Jonathan Tavernani, 2006-10	313
4	Jackson Emery, 2005-06, 08-11	285
5	Chase Fischer, 2014-16	254
6	Mark Bigelow, 1998-99, 01-04	252
7	Matt Carlino, 2011-14	240
8	Trevin Knell, 2019-present	228

Assists Per Game*

Rk	Name, Years	G	Ast	Avg
1	Kyle Collinsworth, 2010-11, 13-16	68	354	5.2
2	TJ Haws, 2016-20	68	327	4.8
3	Matt Carlino, 2011-13	50	228	4.6
4	Danny Ange, 1977-81	55	242	4.4
5	Nathan Call, 1986-88, 90-92	63	261	4.1
6	Matt Montague, 1996-97, 99-02	58	237	4.09
7	Scott Runia, 1976-80	53	215	4.06
8	Dallin Hall, 2022-present	42	169	4.02
9	Marty Perry, 1982-85	47	174	3.70
10	Robbie Reid, 1993-95	36	133	3.69

*Minimum 20 Games Played

Assist-to-Turnover Ratio*

Rk	Name, Years	A	TO	A:TO
1	Marty Perry, 1982-85	174	49	3.55:1
2	Scott Moon, 1989-91	51	17	3.00:1
3	Nathan Call, 1986-88, 90-92	261	95	2.75:1
4	Gifford Nielsen, 1973-75	51	19	2.68:1
5	Ben Murdoch, 2006-08	79	30	2.63:1
6	Jackson Emery, 2005-06, 08-11	142	59	2.41:1
7	Dallin Hall, 2022-present	169	75	2.25:1
8	Chris Nichevich, 1982-85	144	65	2.22:1
9	Jake Toolson, 2014-15, 19-20	67	31	2.16:1
10	Scott Runia, 1976-80	215	100	2.15:1

*Minimum 20 Games Played and 2.0 APG

Offensive Rebounds

Rk	Name, Years	G	OReb	Avg
1	Kyle Collinsworth, 2010-11, 13-16	68	161	2.4
2	Kenneth Roberts, 1990-1, 93-96	70	158	2.3
3	Nate Austin, 2011-16	68	148	2.2
4	Yoeli Childs, 2016-20	63	128	2.0
5	Russell Larson, 1991-95	70	127	1.8
6	Fousseyni Traore, 2021-present	55	123	2.2

CONFERENCE SEASON RECORDS

Field Goal Percentage*

Rk	Name, Year	FG	FGA	Pct
1	Cavin Baxter, 2018-19	47	69	.681
2	Tom Gnetting, 1986-87	55	83	.663
3	Kolby Lee, 2019-20	43	65	.662
4	Kyle Nielsen, 2000-01	35	53	.6604
5	Mark Durrant, 1992-93	31	47	.6600
6	Alan Taylor, 1978-79	67	104	.644
7	Bob Skousen, 1961-62	74	116	.638
8	Fousseyni Traore, 2021-22	71	115	.635

*Minimum 30 FG Made

Assists

Rk	Name, Year	G	Ast	Avg
1	Kyle Collinsworth, 2015-16	18	136	7.6
2	TJ Haws, 2019-20	16	108	6.8
3	Nathan Call, 1991-92	16	105	6.6
4	Kyle Collinsworth, 2014-15	17	104	6.1
5	Matt Montague, 2001-02	14	102	7.3
6	Dallin Hall, 2023-24	18	99	5.5

Assists Per Game*

Rk	Name, Year	G	Ast	Avg
1	Kyle Collinsworth, 2015-16	18	136	7.6
2	Matt Montague, 2001-02	14	102	7.3
3	TJ Haws, 2019-20	16	108	6.8
4	Nathan Call, 1991-92	16	105	6.6
5	Kyle Collinsworth, 2014-15	17	104	6.1
6	Dallin Hall, 2023-24	18	99	5.5

*Minimum 10 Games Played

CONFERENCE GAME RECORDS

Rk	Name vs. Opponent, Date	3FG
1	Alex Barcello at Pepperdine, 02/26/2022	9
	Trevin Knell vs. Cincinnati, 01/06/2024	9

3-Point Field Goal Attempts

Rk	Name vs. Opponent, Date	3FGA
1	Trevin Knell vs. Cincinnati, 01/06/2024	14
2	Danny Bower at UNLV, 01/22/1998	13
	Jimmer Fredette at UNLV, 01/05/2011	13
	Matt Carlino vs. Portland, 02/22/2014	13

Assists

Rk	Name vs. Opponent, Date	Ast
1	Kyle Collinsworth vs. Portland, 02/25/2016	16
2	Matt Montague vs. Wyoming, 02/02/2002	15
	Kyle Collinsworth at Loyola Marymount, 01/21/2016	15
4	TJ Haws vs. Portland, 01/11/2020	14
5	Nathan Call vs. New Mexico, 01/30/1992	13
	TJ Haws at Pepperdine, 02/29/2020	13
7	Dallin Hall at West Virginia, 02/03/2024	12

CONFERENCE TOURNAMENT CAREER RECORDS

Field Goal Percentage

Rk	Name, Years	FG	FGA	Pct
1	Fousseyni Traore, 2021-present	33	49	.673
2	Corbin Kaufusi, 2015-17	10	15	.667

Rebounds

Rk	Name, Years	G	Reb	Avg
1	Kyle Collinsworth, 2010-11, 13-16	11	108	9.8
2	Lee Cummand, 2005-09	9	55	6.1
3	Gary Trost, 1987-88, 90-93	8	54	6.8
	Fousseyni Traore, 2021-present	7	54	7.7

Rebounds Per Game*

Rk	Name, Years	G	Reb	Avg
1	Shawn Bradley, 1990-91	3	34	11.33
2	Rafael Araujo, 2002-24	4	45	11.25
3	Kyle Collinsworth, 2010-11, 13-16	11	108	9.8
4	Caleb Lohner, 2020-22	4	38	9.5
5	Eric Mika, 2013-14, 16-17	5	39	7.8
6	Tom Gnetting, 1984-87	4	31	7.75
7	Fousseyni Traore, 2021-present	7	54	7.71

*Minimum 5 Games Played or 30 Rebounds

Double-Doubles

Rk	Name, Years	#
1	Kyle Collinsworth, 2010-11, 13-16	4
	Fousseyni Traore, 2021-present	4

MARRIOTT CENTER RECORDS

Field Goal Percentage*

Rk	Name vs. Opponent, Date	FG	FGA	Pct
1	Scott Runia vs. Wyoming, 02/11/1978	11	12	.917
	Devin Durrant vs. Saint Mary's, 12/10/1983	11	12	.917
	Fousseyni Traore vs. Idaho, 11/16/2024	11	12	.917

*Minimum 10 Field Goal Attempts

3-Point Field Goals Made

Rk	Name vs. Opponent, Date	3FG
1	Trevin Knell vs. Cincinnati, 01/06/2024	9
2	Mike Rose vs. Southern Utah, 11/21/2003	8
	Mike Rose vs. UNLV, 02/03/2007	8
	Matt Carlino vs. Portland State, 02/22/2014	8
	Jaxson Robinson vs. Denver, 12/13/2023	8

TEAM GAME RECORDS

3-Point Field Goals

Rk	Opponent, Date	3FG
1	vs. Westminster, 11/29/2022	19
2	vs. Westminster 11/25/2020	18
	at Loyola Marymount, 02/13/2020	18
4	vs. Chaminade, 11/25/2014	17
	vs. Virginia Tech, 11/27/2019	17
	vs. Pepperdine, 01/30/2020	17
7	at Weber State, 12/18/2021	16
	vs. Northern Iowa, 03/19/2022	16
	vs. Bellarmine, 12/22/23	16
10	vs. UNLV, 02/03/2007	15
	at Air Force, 02/09/2021	15
	vs. Longwood, 11/18/2011	15
	vs. Eastern Kentucky, 11/29/2014	15
	at San Francisco, 01/03/2015	15
	vs. Santa Clara, 01/31/2015	15
	vs. Ole Miss, 03/17/2015	15
	vs. Portland, 01/11/2020	15
	at Pepperdine, 02/12/2022	15
	vs. Houston Christian, 11/06/2023	15
	vs. Southeastern Louisiana, 11/15/2023	15
	vs. Georgia State, 12/16/2023	15
	vs. Central Arkansas, 11/05/2024	15
	vs. Queens, 11/13/2024	15
	vs. Florida A&M, 12/20/2024	15
	vs. Cincinnati, 01/25/25	15

3-Point Field Goal Attempts

Rk	Opponent, Date	3FGA
1	vs. Cincinnati, 01/06/2023	46
2	vs. Central Arkansas, 11/05/2024	44
3	vs. Houston Christian, 11/06/2023	43
4	at Loyola Marymount, 02/13/2020	40
5	vs. Westminster, 11/25/2020	39
	vs. Bellarmine, 12/22/2023	39
	at Texas Tech, 01/20/2024	39
8	vs. Georgia State, 12/16/2023	38
	vs. Houston, 01/23/2024	38
10	vs. Westminster, 11/29/2022	37
	vs. Florida, 03/24/2011	37
	vs. Nevada, 12/10/19	37
	vs. Northern Iowa, 03/19/2022	37
	vs. Denver, 12/13/2023	37

NCAA DI ACTIVE CAREER LEADERS*

*As of Monday, January 27, 2025

Total Points*

Rk	Name, School	GP	Pts
225	Fousseyni Traore, BYU	111	1,204
233	Dawson Baker, BYU	102	1,198

*Minimum 1,000 points

Field Goal Percentage*

Rk	Name, School	FG	FGA	Pct
23	Fousseyni Traore, BYU	474	779	.608

*Minimum 240 Field Goals Made

3-Point Field Goals Made

Rk	Name, School	GP	3FG
82	Trevin Knell, BYU	133	207

Assists*

Rk	Name, School	GP	Ast
105	Dallin Hall, BYU	83	337

*Minimum 200 assists

Assists Per Game*

Rk	Name, School	GP	Ast	Avg
41	Dallin Hall, BYU	84	337	4.06

*Minimum 150 assists

Rebounds*

Rk	Name, School	GP	Reb
39	Fousseyni Traore, BYU	111	791

*Minimum 100 rebounds

Double-Doubles

Rk	Name, School	GP	Dbl-Dbl
40	Fousseyni Traore, BYU	111	20

GAME 1

Central Ark. - 50										Record: 0-1										
NO.	Name	Min	FG		3P	FT	Rebounds		Fouls		TP	AS	TO	ST	Blocks		+/-	Shooting By Period		
			M	A	M	A	OR	DR	TOT	PF					FD	BS				
0	Ubong Abasi Etim	F 16:14	0-1	0-0	0-0	0-0	1	3	4	2	2	0	0	0	0	0	-16	1st FG	8-29	27.6%
23	Diogo Seixas	F 22:34	1-4	1-3	0-0	0	1	1	1	2	3	4	1	0	0	0	-20	3PT%	3-17	17.6%
3	Brayden Fagbemi	G 34:09	3-10	1-6	1-2	0	3	3	1	2	8	7	6	1	0	2	-35	FT%	4-7	57.1%
25	Elias Cato	G 30:22	9-13	3-6	0-0	0	3	3	1	1	21	1	4	0	1	1	-29	3PT%	11-27	40.7%
32	Layne Taylor	G 28:29	2-10	1-7	0-0	1	1	2	1	1	5	0	1	3	0	1	-28	FT%	3-14	28.6%
4	Nehemiah Turner	G 22:32	2-6	0-1	1-6	4	7	11	2	3	5	2	2	1	1	3	-13	3PT%	1-6	16.7%
13	Ben Fox	G 10:16	0-1	0-1	1-3	0	0	0	0	1	1	0	0	0	0	0	-1	GM FG%	19-56	33.9%
24	Cole McCormick	G 09:38	1-2	0-1	0-0	0	0	0	0	1	0	2	0	1	0	0	-9	FT%	7-31	22.6%
41	Michael Elbagharu	G 10:52	1-3	1-3	2-2	0	1	1	0	1	5	0	1	0	0	0	-5	Def Ball Rebounds: 5	5-13	38.5%
12	Ty Robinson	G 13:39	0-6	0-3	0-0	2	1	3	0	0	0	0	0	1	0	1	-25			
1	Jabari West	G 01:15	0-0	0-0	0-0	0	0	0	0	1	0	0	0	0	0	0	-9			
Team						3	1	4			0	1								
Totals			19-56	7-31	5-13	11	21	32	10	13	50	14	18	5	2	8	-38			

Technical Fouls:NONE

BYU - 88															Record: 1-0				
NO.	Name	Min	FG M-A	3P M-A	FT M-A	Rebounds OR DR TOT	Fouls PF FD	TP	AS	TO	ST	Blocks BS BA	+/-						
6	Kanon Catchings	F 25:58	6-13	4-11	1-2	0 3 3	0 1 1	17	1	2	1	3	0	32					
13	Keba Keita	C 17:34	2-2	0-0	2-2	4 6 10	3 1 1	6	0	2	1	1	0	16					
3	Egor Demin	G 30:46	7-13	4-7	0-1	0 4 4	1 1 18	11	2	4	0	0	0	35					
15	Richie Saunders	G 25:50	6-11	3-7	1-2	3 5 8	0 4 4	16	2	0	1	0	0	20					
21	Trevin Knell	G 20:47	2-6	2-6	2-2	0 4 2	2 1 8	1	0	1	0	0	0	24					
0	Mawot Mag	G 12:52	1-4	1-2	0-0	2 0 2	2 0 3	1	1	1	0	0	1	1					
45	Fousseyni Traore	G 18:40	3-5	0-0	0-0	4 2 6	2 0 6	0	0	0	0	2	1	24					
2	Elijah Crawford	G 11:40	1-4	0-2	0-0	3 1 4	3 0 2	2	2	1	1	0	0	1					
25	Dawson Baker	G 17:10	0-7	0-6	1-2	0 0 0	0 0 2	1	1	2	0	0	0	14					
5	Mihailo Boskovic	G 18:43	5-7	1-3	0-0	1 2 3	0 0 0	11	2	2	1	2	0	20					
Team						3 2 5		0		1									
Totals			33-72	15-44	7-11	20 29 49	13 10 38	21	11	11	8	2	38						
<div>Shooting By Period</div> <div>1st FG% 18-40 45.0% 1st FT% 7-23 30.4% 2nd FG% 3-5 60.0% 2nd FT% 15-32 46.9% 3rd FG% 8-21 38.1% 3rd FT% 4-6 66.7% GM FG% 33-72 45.8% GM FT% 15-44 34.1% FT% 7-11 63.6%</div> <div>Dead Ball Rebounds: 2.0</div>																			

Technical Fouls:NONE

		UCA	BYU
Biggest lead		0 (1 st 20:00)	41 (2 nd 1:56)
Best Scoring Run		5 (1 st 16:17)	11 (1 st 7:31)
Lead Changes		0	
Times Tied		1	
Time with Lead		00:00	39:40

Points from		UCA	BYU
Turnovers		8	24
Paint		16	36
Second Chance		2	23
Fast Breaks		1	12
Bench		13	23

Period by Period Scoring			
	1st	2nd	TOT
UCA	23	27	50
BYU	46	42	88

GAME 2

UC Riverside - 80										Record: 0-2				
NO.	Name	Min	FG M-A	3P M-A	FT M-A	Rebounds OR DR TOT	Fouls PF FD	TP	AS	TO	ST	Blocks BS BA	+/-	
2	Kaleb Smith	F 28:20	4-9	3-7	9-10	0 4 4	0 5 20	0	3	0	0	1	-9	
4	Rikus Schulte	F 11:37	1-1	0-0	0-0	0 1 1	2 1 2	1	0	0	0	0	1	
10	Nyi Olabode	F 15:00	1-4	1-2	0-0	0 4 4	3 0 3	1	0	1	0	1	-7	
11	Nate Pickens	G 30:39	6-10	3-4	3-5	0 2 2	3 4 18	2	2	2	1	1	-5	
24	Barrington Hargress	G 29:21	6-19	2-8	2-2	0 1 1	4 11 16	5	0	1	0	2	-14	
21	Joel Amrotarding	24:23	1-2	0-0	2-2	6 8 4	2 4 0	2	2	0	0	0	-2	
3	Isaiah Moses	33:10	6-10	2-5	2-2	0 2 2	1 3 16	3	1	2	0	1	4	
22	Luke Turner	03:50	0-2	0-2	0-0	0 0 0	0 0 0	0	0	0	0	0	2	
12	Jack Whitbourn	10:21	0-1	0-0	1-2	1 2 3	1 4 1	0	0	0	0	0	-2	
1	Gavin Davis	06:57	0-0	0-0	0-0	0 0 0	3 0 0	0	1	3	0	0	4	
7	Parker Strauss	06:21	0-0	0-0	0-0	0 1 1	1 0 0	0	1	0	0	0	-2	
Team						3 2 5	0	0	0	0	0	0		
Totals						25-58	11-28	19-23	6 25 31	22 20	8 13	8 1 7	-6	

Shooting By Period		
1st FG%	10-25	40.0%
3PT%	6-13	46.2%
2nd FG%	7-8	87.5%
3rd FG%	15-33	45.5%
3PT%	5-15	33.3%
FT%	12-15	80.0%
GM FG%	25-58	43.1%
3PT%	11-28	39.3%
FT%	19-23	82.6%
Dead Ball Rebounds: 3, 0		

Technical Fouls:NONE

BYU - 86			Record: 2-0												
NO.	Name	Min	FG M-A	3P M-A	FT M-A	Rebounds OR DR TOT	Fouls PF FD	TP	AS	TO	ST	Blocks BS BA	+/-	Shooting By Period	
6	Kanon Catchings	F 26:56	4-11	1-6	0-0	1 4 5	2 0 9	0	1	1	1	2	0	16	1st 3PT% 16-31 51.6%
13	Keba Keita	C 18:54	5-6	0-0	4-8	2 8 10	3 4 14	2	1	1	1	0	16	1st FT% 2-11 18.2%	
3	Egor Demin	G 31:42	8-11	2-5	2-6	1 4 5	1 5 20	7	2	0	0	0	12	2nd FT% 6-12 50%	
15	Richie Saunders	G 32:18	5-11	1-2	1-2	1 5 6	4 3 12	2	1	1	1	0	1	16	2nd 3PT% 17-31 54.8%
21	Trevin Knell	G 23:18	1-7	1-6	1-2	0 2 2	1 1 4	0	0	2	0	0	12	3rd 3PT% 4-11 36.4%	
5	Mihailo Boskovic	16:19	1-2	0-1	2-2	0 1 1	4 1 4	0	1	1	1	0	-5	3rd FT% 8-14 57.1%	
45	Fousseyni Traore	20:22	6-8	0-1	1-2	5 1 6	2 2 13	2	1	0	2	0	-11	GM FG% 33-62 53.2%	
2	Elijah Crawford	08:18	0-2	0-0	0-0	0 1 1	1 0 0	0	2	0	0	1	-6	3PT% 6-22 27.3%	
25	Dawson Baker	17:59	2-3	1-1	3-4	0 0 0	1 6 8	2	1	1	0	0	1	FT% 14-26 53.8%	
0	Mawot Mag	03:55	1-1	0-0	0-0	0 0 0	1 0 2	0	0	0	0	0	-6	Dead Ball Rebounds: 5, 0	
Team						1 2 3									
Totals			33-62	6-22	14-26	11 28 39	20 22 86	15	10	7	7	1	6		

Technical Fouls:NONE

		UCR	BYU
Biggest lead		0 (1 st 20:00)	17 (2 nd 13:33)
Best Scoring Run		9 (1 st 11:09)	11 (2 nd 18:02)
Lead Changes		0	
Times Tied		2	
Time with Lead		00:00	38:55

Points from		UCR	BYU
Turnovers		12	15
Paint		14	48
Second Chance		7	17
Fast Breaks		8	7
Bench		21	27

Period by Period Scoring			
	1st	2nd	TOT
UCR	33	47	80
BYU	40	46	86

GAME 3

Queens (NC) - 55										Record: 2-2												
NO.	Name	Min	FG		3P		FT		Rebounds		Fouls		TP	AS	TO	ST	Blocks		+/-	Shooting By Period		
			M	A	M	A	M	A	OR	DR	T	PF					FD	BS				
23	Leo Colimero	F 18:14	0-3	0-0	0-0	0-0	1	5	6	2	0	0	2	1	0	1	0	0	-34	1 st FG%	9-30	30.0%
24	Yoav Berman	F 24:18	4-8	3-5	0-0	0	3	3	1	11	1	1	1	1	0	0	1	0	-29	FT%	1-4	25%
32	Malcolm Wilson	C 28:49	3-4	0-0	0-0	0-0	4	4	0	6	1	3	0	3	0	3	0	37	2 nd FG%	11-28	39.3%	
10	Bryce Cash	G 18:47	2-6	2-4	0-2	0-0	0	0	0	1	1	6	1	2	2	0	1	-24	3PT%	4-12	33.3%	
11	Chris Ashty	G 19:09	0-6	0-6	0-0	0	1	1	1	0	0	2	1	0	0	0	0	-24	FT%	3-6	50%	
3	Kalib Mathews	G 13:03	1-2	1-2	0-0	0	1	1	3	0	3	1	3	0	0	0	0	-11	GM FG%	20-58	34.5%	
22	Jaxon Pollard	G 21:57	2-10	0-5	2-2	0-0	0	0	3	1	6	2	0	0	0	0	0	-25	3PT%	11-30	36.7%	
1	Nasir Mann	G 16:36	1-5	0-2	1-4	1	1	2	0	2	3	1	0	0	0	0	1	-21	FT%	4-10	40.0%	
20	Asjon Anderson	G 12:31	2-4	2-3	1-2	0-0	0	0	0	2	7	1	3	1	0	0	0	-17	Dead Ball Rebounds: 3, 0			
9	Maban Jabriel	G 14:49	3-4	3-3	0-0	0	2	2	0	0	9	1	1	1	2	0	0	-3				
2	DJ Shine	G 06:05	2-5	0-0	0-0	0	1	1	0	0	4	0	0	0	0	0	0	-1				
6	Sawyer Mayhugh	G 02:51	0-1	0-0	0-0	0	0	0	0	0	0	0	0	0	0	0	1	3				
15	Jordon Nevill	G 02:51	0-0	0-0	0-0	0	0	0	0	0	0	0	0	0	0	0	0	3				
Team									1 1 2				0		0							
Totals			20-58	11-30	4-10	3	19	22	11	7	55	13	15	4	6	5	-44					

Technical Fouls:NONE

BYU - 99			Record: 3-0													
NO.	Name	Min	FG M-A	3P M-A	FT M-A	Rebounds OR DR TOT	Fouls PF FD	TP	AS	TO	ST	Blocks BS BA	+/-	Shooting By Period		
6	Kanon Catchings	F 22:06	4-14	1-7	0-0	2 4 6	0 0 9	2	0	2	0	1	24	1 st FG%	20-31	64.5%
13	Keba Keita	C 20:38	5-9	0-0	1-2	4 9 13	0 2 11	3	2	1	1	2	24	3PT%	7-13	53.8%
3	Egor Demin	G 26:54	6-9	2-4	0-0	0 3 3	0 2 14	5	3	2	0	2	27	FT%	4-8	50%
15	Richie Saunders	G 21:50	3-7	1-3	0-2	0 6 6	0 2 7	1	1	0	1	1	19	2 nd FG%	20-47	42.6%
21	Trevin Knell	G 20:14	6-9	4-7	0-0	1 1 2	1 0 16	1	2	0	0	0	15	3PT%	8-22	36.4%
0	Mawot Mag	G 14:39	3-5	0-2	0-0	2 0 2	1 1 6	1	0	1	0	1	24	FT%	0-0	0%
25	Dawson Baker	G 18:10	8-10	6-7	0-0	1 0 1	0 0 22	2	1	1	0	0	29	GM FG%	40-78	51.3%
45	Fousseyni Traore	G 16:30	2-5	0-0	0-0	5 7 12	2 2 4	5	1	2	0	0	23	3PT%	15-35	42.9%
5	Mihailo Boskovic	10:58	2-6	1-2	0-0	1 1 0	0 0 1	0	0	0	0	0	20	FT%	4-8	50.0%
2	Elijah Crawford	15:55	1-2	0-0	1-2	2 2 4	2 1 3	4	2	2	0	0	17	Dead Ball Rebounds: 2-0		
4	Brody Kozlowski	06:05	0-0	0-0	0-0	0 0 0	1 0 0	0	0	0	0	1	0			
20	Max Triplett	02:51	0-0	0-0	1 2 3	0 0 0	0 0 0	0	0	0	0	1 0	-3			
12	Townsend Triple	01:35	0-0	0-0	0 0 0	0 0 0	0 0 0	0	0	0	0	1 0	0			
51	Jared McGregor	01:35	0-2	0-2	0-0	0 0 0	0 0 0	0	1	0	0	0 0	0			
Team						3 3 6				0						
Totals			40-78	15-35	4-8	21 38 59	7 11 99	25	12	13	5	6	44			

GAME 5

Mississippi Val. - 43													Record: 1-5												
NO.	Name	Min	FG M-A	3P M-A	FT M-A	Rebounds OR DR TOT	Fouls PF FD	TP	AS	TO	ST	Blocks BS BA	+/-												
5	Walter Hamilton	F 20:47	4-9	0-0	2-2	4 2 6	2 1	10	0	3	0	0	-28												
15	Alvin Stredic	F 30:36	1-3	0-1	0-0	0 4 4	2 1	2	3	5	2	0	-30												
0	Arthur Tate	G 29:41	4-8	2-2	0-0	0 4 4	1 2	12	1	0	0	0	-29												
3	Donovan Sanders	G 34:27	6-13	0-2	2-2	0 1 1	1 4	14	3	2	2	0	-33												
14	George Ivory III	G 22:09	0-1	0-1	0-0	0 0 0	3 0	0	1	3	2	1	-15												
21	Jair Horton	10:08	0-2	0-1	0-0	2 2 1	1 1	0	0	0	0	0	-7												
1	Antonio Sisk	24:28	1-5	0-1	0-0	0 0 0	2 0	2	0	1	1	0	-38												
10	Greg Moore	06:05	1-1	0-0	0-2	0 1 1	1 1	2	0	1	0	0	-9												
22	Darrion Sallery	04:38	0-1	0-1	0-0	3 3 0	0 0	0	0	0	0	1	-7												
35	Johnathan Pace	00:20	0-0	0-0	0-0	0 0 0	0 0	0	0	1	1	0	0												
11	Markell Petro	09:52	0-0	0-0	0-0	0 0 0	2 0	0	0	0	0	0	-19												
12	Kendal Parker	04:46	0-2	0-1	1-2	0 1 1	0 1	1	0	0	0	0	-3												
25	Daniel Umoh	02:03	0-0	0-0	0-0	0 0 0	0 0	0	0	0	0	0	-2												
Team						1 0 1	0	1																	
Totals			17-45	2-10	7-10	5 18 23	15 11	43	8	17	8	2	-44												
													Shooting By Period												
													1 st FG% 10-19 52.6%												
													3PT% 1-4 25.0%												
													FT% 6-8 75%												
													2 nd FG% 7-26 26.9%												
													3PT% 1-6 16.7%												
													FT% 1-2 50%												
													GM FG% 17-45 37.8%												
													3PT% 2-10 20.0%												
													FT% 7-10 70.0%												
													Dead Ball Rebounds: 1 0												

Technical Fouls:NONE

BYU - 87													Record: 5-0												
NO.	Name	Min	FG M-A	3P M-A	FT M-A	Rebounds OR DR TOT	Fouls PF FD	TP	AS	TO	ST	Blocks BS BA	+/-												
6	Kanon Catchings	F 24:12	5-10	2-6	2-3	2	1	3	0	2	14	3	1	1	0	20									
45	Fousseyini Traore	F 24:31	5-8	0-1	5-6	5	6	11	2	3	15	1	2	0	1	27									
3	Egor Demin	G 27:32	3-4	2-3	0-0	1	5	6	0	1	8	6	3	3	1	0	35								
15	Richie Saunders	G 19:03	3-7	1-4	0-0	0	0	0	2	1	7	2	0	2	0	0	17								
30	Dallin Hall	G 21:23	3-7	1-2	1-3	4	2	1	10	5	1	1	0	1	0	17									
0	Mawot Mag	10:41	1-3	0-1	2-2	0	0	0	3	1	4	0	0	0	0	0	21								
21	Trevin Knell	21:20	3-5	2-4	4-5	1	2	3	0	2	12	2	1	2	0	0	31								
25	Dawson Baker	19:48	5-7	0-2	0-0	0	0	0	1	1	10	2	0	2	0	0	28								
5	Mihailo Boskovic	13:04	2-4	0-2	0-1	0	5	5	0	2	4	0	0	1	0	1	16								
1	Trey Stewart	09:21	1-1	1-1	0-0	0	1	1	1	0	3	0	1	0	0	0	7								
2	Elijah Crawford	02:25	0-1	0-1	0-0	0	0	0	0	1	0	0	0	0	0	0	1								
4	Brody Kozlowski	01:40	0-0	0-0	0-0	0	0	0	0	0	0	0	0	0	0	0	0								
12	Townsend Tripple	01:40	0-0	0-0	0-0	0	0	0	0	0	0	0	0	0	0	0	0								
20	Max Triplett	01:40	0-1	0-0	0-0	1	1	2	0	0	0	0	0	0	0	0	0								
51	Jared McGregor	01:40	0-0	0-0	0-0	0	0	0	0	0	0	0	0	0	0	0	0								
Team						2		1	3	0	0														
Totals						31-58	11-32	14-19	13	25	38	11	15	87	21	9	12	3	2	44					

Technical Fouls:NONE

	MVSU	BYU
Biggest lead	0 (1 st 20:00)	44 (2 nd 1:48)
Best Scoring Run	5(2 nd 10:58)	12(1 st 8:15)
Lead Changes	0	
Times Tied	0	
Time with Lead	00:00	39:40

Points from	MVSU	BYU
Turnovers	8	24
Paint	20	38
Second Chance	2	12
Fast Breaks	2	8
Bench	5	33

Period by Period Scoring	1st	2nd	TOT
MVSU	27	16	43
BYU	55	32	87

LIVESTATS

GAME 7

NC State 61

NO.	Player	S	Pts	FG	3FG	FT	OR	DR	TR	PF	A	TO	Blk	Stl	Min	+/-
01	HUNTLEY-HATFIELD, BRANDC	F	4	2-8	0-2	0-0	4	5	9	2	1	3	2	0	27	-11
03	STYLES, DONTREZ	G	2	1-5	0-2	0-0	0	0	0	5	0	0	0	0	12	-17
05	PARKER, TREY	G	9	4-8	1-3	0-0	0	3	3	2	1	0	0	0	18	-2
08	TAYLOR, JAYDEN	G	16	4-10	4-7	4-7	0	5	5	1	1	4	1	2	30	-7
12	O'CONNELL, MICHAEL	G	16	6-11	2-4	2-2	0	0	0	1	1	0	0	0	36	-9
02	MCNEIL, JR.,PAUL	G	0	0-0	0-0	0-0	0	0	0	0	0	0	0	0	2	5
04	PASS, BREON	G	3	1-2	1-2	0-0	1	1	2	1	2	0	0	0	13	-9
07	HEARD, BRYCE	G	0	0-0	0-0	0-0	0	1	1	0	0	0	0	0	8	1
10	HILL, MARCUS	G	4	1-5	0-1	2-3	0	0	0	0	2	1	0	1	15	-2
11	PARKER, JR.,DENNIS	G	3	1-3	1-2	0-0	0	2	2	1	0	0	0	0	20	-2
33	DIOUF, ISMAEL	F	0	0-1	0-0	0-0	0	0	0	0	1	0	0	0	3	-1
34	MIDDLEBROOKS, BEN	C	4	1-4	0-0	0-2	3	1	4	4	2	1	0	1	16	-1
Team						1	5	6	0	0	0					
TOTALS			61	21-57	9-23	10-14	9	23	32	18	10	9	3	4	200	

Shooting By Period	FG	FG%	3FG	3FG%	FT	FT%	Deadball Rebounds: 1.0
1st Half	8-27	30%	4-13	31%	7-10	70%	Last FG: 2nd-00:07
2nd Half	13-30	43%	5-10	50%	3-4	75%	Biggest Run: 9-0
Game	21-57	36.8%	9-23	39.1%	10-14	71.4%	Largest lead: By 0 at 1st-18:37

Technical Fouls: None

BYU 72

NO.	Player	S	Pts	FG	3FG	FT	OR	DR	TR	PF	A	TO	Blk	Stl	Min	+/-
03	DEMIN, EGOR	G	8	3-7	0-2	2-2	4	7	11	4	4	2	1	0	28	16
06	CATCHINGS, KANON	F	7	2-5	2-3	1-2	1	0	1	3	2	1	0	0	25	14
13	KEITA, KEB	C	6	2-5	0-0	2-4	2	7	9	2	2	0	2	0	22	15
15	SAUNDERS, RICHIE	G	13	4-7	3-3	2-2	0	3	3	1	1	0	0	1	27	13
30	HALL, DALLIN	G	9	3-8	2-6	1-2	1	4	5	0	3	3	0	1	29	8
01	STEWART, TREY	G	0	0-1	0-1	0-0	1	0	1	1	0	0	0	0	6	-5
05	BOSKOVIC, MIHAILO	F	3	1-3	1-1	0-0	2	0	2	1	0	3	0	0	8	0
21	KNELL, TREVIN	G	7	2-6	1-5	2-2	0	2	2	2	2	0	0	1	18	5
25	BAKER, DAWSON	G	9	4-11	1-5	0-0	1	2	3	1	2	3	0	0	21	-7
45	TRAORE, FOUSSEYNI	F	10	4-6	0-0	2-2	2	3	5	2	1	0	0	0	17	-4
Team						1	2	3	0	1						
TOTALS			72	25-59	10-26	12-16	15	30	45	17	17	14	3	3	200	

Shooting By Period	FG	FG%	3FG	3FG%	FT	FT%	Deadball Rebounds: 0.0
1st Half	14-26	54%	6-10	60%	4-4	100%	Last FG: 2nd-01:53
2nd Half	11-33	33%	4-16	25%	8-12	67%	Biggest Run: 9-0
Game	25-59	42.4%	10-26	38.5%	12-16	75.0%	Largest lead: By 24 at 2nd-08:41

Technical Fouls: None

Game Notes:	Score	1st	2nd	TOT	Points	NCS	BYU
Officials: Brooks Wells, Kip Kissinger, Tyler Kumpf	NCS	27	34	61	In the Paint	20	30
Attendance: 4000	BYU	38	34	72	Off Turns	9	12
Start Time: 03:35 PM ET					2nd Chance	10	12
End Time: 05:43 PM ET					Fast Break	5	4
Game Duration: 2:08					Bench	14	29
Neutral Court:					Per Poss	0.164	1.143
						26.62	31.43

NCS led for 0:00. BYU led for 38:55.
Game was tied for 1:05.
Times tied: 2 Lead Changes: 0

GAME 6

No.	Player	S	Pts	FG	3FG	FT	OR	DR	TR	PF	A	TO	Blk	Stl	Min	+/-
03	DEMIN, EGOR	G	16	5-13	2-9	4-7	0	3	3	2	4	5	1	1	37	-14
06	CATCHINGS, KANON	F	17	6-14	5-10	0-1	2	2	4	4	0	3	0	0	32	-8
13	KEITA, KEB	C	0	0-0	0-0	0-0	1	6	7	3	3	0	0	0	18	-5
15	SAUNDERS, RICHIE	G	16	4-13	1-7	7-8	2	3	5	4	0	2	0	2	33	-13
30	HALL, DALLIN	G	2	1-3	0-2	0-0	1	0	1	3	4	0	0	1	29	-9
00	MAG, MAWOT	F	0	0-0	0-0	0-0	0	1	1	1	0	0	0	0	1	-2
01	STEWART, TREY	G	0	0-0	0-0	0-0	0	0	0	0	0	0	0	0	1	-1
02	CRAWFORD, ELIJAH	G	0	0-0	0-0	0-0	0	0	0	0	0	0	0	0	3	-3
05	BOSKOVIC, MIHAILO	F	10	3-5	2-4	2-2	0	1	1	1	1	0	1	0	17	9
21	KNELL, TREVIN	G	8	2-6	2-5	2-2	1	1	2	4	1	0	0	0	20	-6
25	BAKER, DAWSON	G	0	0-2	0-1	0-0	1	3	4	4	0	1	0	0	10	2
45	TRAORE, FOUSSEYNI	F	16	5-8	0-0	6-6	2	4	6	3	3	3	1	1	24	-5
Team						1	2	3	0	2						
TOTALS			85	26-64	12-38	21-26	11	26	37	29	15	17	2	5	225	

Shooting By Period	FG	FG%	3FG	3FG%	FT	FT%	Deadball Rebounds: 3.1
							Last FG: 3rd-00:40
1st Half	12-27	44%	7-18	39%	11-12	92%	Biggest Run: 8-0
2nd Half	12-26	46%	4-11	36%	7-10	70%	Largest lead: By 10 at 1st-06:11
3rd Half	2-11	18%	1-9	11%	3-4	75%	Technical Fouls: #05 BOSKOVIC, M (Class A) @ 2nd-07:07;
Game	26-64	40.6%	12-38	31.6%	21-26	80.8%	

GAME 9

Fresno State - 67			Record: 3-7														
NO.	Name	Min	FG M-A	3P M-A	FT M-A	Rebounds OR DR TOT	Fouls PF FO	TP	AS	TO	ST	Blocks BS B	+/-	Shooting By Period			
3	Elijah Price	F 29:06	3-14	1-4	0-2	5	2	7	2	5	1	1	-13	1 st FG	10-29 34.5%		
8	Alex Crawford	F 15:59	0-2	0-1	4-4	1	1	2	2	4	1	0	0	3P%	51.7 29.4%		
11	Mykel Robinson	F 32:58	3-10	2-6	2-2	1	6	7	0	3	10	7	1	0	FT%	2-4 50%	
5	Jalen Weaver	G 31:12	6-13	3-7	0-0	1	1	1	0	15	1	2	0	0	2 nd FG	14-40 35.0%	
10	Zaen Collins	G 35:48	3-9	2-6	0-1	1	2	2	0	8	7	2	4	0	3P%	7-20 35.0%	
23	Mor Seck	14:02	2-2	0-0	1-2	0	1	1	1	5	0	0	0	0	FT%	5-6 83.3%	
1	Omari Augillard	F 17:10	1-11	0-2	6-7	2	1	1	1	12	2	3	0	0	GM FG	24-49 34.8%	
21	Brian Amunike	12:02	0-2	0-0	0-0	0	3	3	1	1	0	0	0	0	PT%	12-37 32.6%	
0	Jasir Tremble	10:56	2-5	0-0	0-0	0	0	0	1	6	0	1	0	0	FT%	7-10 70.0%	
6	Joshua Bonga	00:47	0-0	0-0	0-0	0	0	0	0	0	0	0	0	0	Dead Ball Rebounds: 2.0		
Team					0 2 2			0 0									
Totals		24:69	12:37	7:10	8	19	27	11	13	67	17	10	9	1	3	-28	

BYU - 95		Record: 7-2		Technical Fouls: NONE															
NO.	Name		Min	FG	3P	FT	Rebounds		Fouls		Shooting By Period				Blocks				A/-
				M-A	M-A	M-A	OR	DR	TP	FF	FO	TP	AS	TO	ST	BS	BA		
6	Kanon Catchings	F	28:47	4-11	1-7	1-1	4	4	0	1	10	3	1	0	0	0	23	1 st FG% 18-32 56.3%	
13	Koba Kelta	C	19:44	6-6	0-0	0-0	3	5	8	2	2	3	2	0	0	2	3	3PT% 7-18 38.9%	
15	Richie Saunders	R	33:24	7-14	3-7	0-0	1	3	4	1	17	0	4	0	0	1	21	FT% 1-1 100%	
21	Trevin Richie	G	24:11	8-11	4-6	2-3	4	6	10	3	1	22	2	0	3	0	26	2 nd FG% 20-37 54.1%	
30	Dallin Hall	G	31:12	5-8	0-5	0-0	2	2	1	1	13	5	2	0	0	0	27	3PT% 7-16 43.8%	
45	Fousseyni Traore		18:44	2-4	1-1	0-0	0	10	10	1	0	5	3	3	0	1	10	FT% 4-5 80%	
5	Mihalo Boskovic		13:32	0-2	0-2	0-0	2	2	2	1	2	0	0	2	0	0	2	GM FG% 38-69 55.1%	
25	Dawson Baker		20:10	2-5	2-2	2-2	2	4	2	3	14	1	2	0	0	14	3PT% 14-34 41.2%		
2	Elijah Crawford		08:58	1-3	0-1	0-0	0	0	0	2	2	1	1	0	0	0	1	FT% 5-6 83.3%	
4	Brody Kozlowski		00:47	0-0	0-0	0-0	0	0	0	0	0	0	0	0	0	0	0	Dead Ball Rebounds: 1.0	
20	Max Triplett		00:47	0-0	0-0	0-0	0	0	0	0	0	0	0	0	0	0	0		
Team								2	4	6	0		0						
Totals				38-69 14-34 5-6				12	38	50	13	11	95	18	17	3	3	1	28
Technical Fouls: NONE																			

	FSU	BYU	Points from		FSU	BYU	Period by Period Scoring			
Biggest lead	2 (1 st 1:48)	28 (2 nd 0:49)	Turnovers	18	11	FSU	1st	2nd	TOT	
Best Scoring Run	11 (2 nd 9:15)	11 (1 st 8:35)	Paint	24	44					
Lead Changes	6		Second Chance	5	13	BYU	27	40	67	
Times Tied	3		Fast Breaks	11	11					
Time with Lead	02:51	34:48	Bench	23	21		44	51	95	



GAME 11

Florida A&M - 57			Record: 3-7															
NO.	Name	Min	FG MA	3P MA	FT MA	Rebounds OR DR TOT	Fouls PF FO	TS	AP	ST	Blocks BS BA	+/-	Shooting By Period					
													1 st FG	7-23	30.4%			
8	Shadr O'Neal	F 24:29	4-7	1-3	1-1	0 2 2	4 1	10	0	3	1	0	-34	3PT%	4-16	25.0%		
20	Jamaine Charles	F 21:02	0-0	0-0	0-0	1 1 2	1 0	0	0	0	1	0	-27	FT%	9-13	100%		
0	Taylor Jr.	G 11:47	4-4	0-0	0-0	0 0 0	0 0	2	0	3	0	0	-17	2 nd FG	11-32	34.4%		
0	Jonathan Chalmers	G 24:17	4-9	2-6	0-0	0 3 3	4 0	10	1	2	0	1	-33	3PT%	6-18	33.3%		
5	Milton Matthews	G 18:25	0-6	0-0	0-0	1 1 1	0 0	0	3	1	0	0	-24	GM FG	18-55	32.7%		
24	JaDerryns Eatmon	14:03	0-0	0-0	0-0	0 0 1	1 3	0	1	3	0	0	-10	FT%	10-34	29.4%		
4	Sterling Young	19:80	2-9	2-8	8-8	0 0 0	1 4	14	1	1	2	0	-21	Dead Ball Rebounds: 0 0				
10	Kaleb Washington	20:15	3-6	2-2	1-1	0 2 2	0 2	9	0	1	0	0	-21					
23	Jacobi Hendricks	22:59	3-9	3-6	0-0	0 4 4	4 2	9	2	2	1	0	-21					
1	Roderick Coffee III	17:44	1-5	0-2	1-2	1 5 6	2 3	3	3	1	0	0	-11					
35	Saiyd Burnside	04:57	0-0	0-0	0-0	0 1 1	2 0	0	0	1	0	0	-11					
Team						1 1 2		0	0	0								
Totals			18-55	10-34	11-12	3 22 25	21 12	57	12	18	5	1	-46					

BYU - 103																			Record: 9-2										Technical Fouls:Coffee 1 st 146:13									
NO.	Name	Min	FG	3P	FT	Rebounds			Fouls		TP	AS	ST	Blocks		v/-	Shooting By Period																					
			M-A	M-A	M-A	OR	DR	OT	FF	FO				BS	BA		1 st	FG%	18-34	52.9%																		
0	Mawot Mag	F 15:02	3-4	1-2	3-3	0	2	2	3	2	10	1	0	1	1	0	16	3 rd	FT%	8-18	44.4%																	
6	Karon Catchings	F 25:41	8-12	4-7	1-2	1	3	4	0	1	21	3	2	2	0	0	39	3 rd	FT%	6-9	66.7%																	
13	Keba Keita	C 20:18	3-3	0-0	1-2	2	7	9	1	2	7	0	1	0	1	0	23	2 nd	FG%	16-29	55.2%																	
21	Trevin Kneil	F 19:10	3-8	2-6	2-3	1	2	3	1	1	10	0	3	1	0	0	25	3 rd	FT%	7-16	43.8%																	
30	Dallin Hall	G 25:41	4-10	2-5	4-5	1	4	5	0	5	14	7	0	1	0	1	38	FT%	14-17	82.4%																		
51	Mihailo Boskovic	20:11	1-6	0-3	3-4	0	4	4	0	2	5	0	1	0	1	0	38	GM FG%	34-63	54.0%																		
25	Dawson Baker	17:57	4-6	3-5	0-0	3	3	3	0	3	11	3	2	0	0	0	20	3 rd	FT%	14-14	44.1%																	
45	Fouseynji Traore	16:37	4-6	0-0	1-1	3	3	6	1	2	9	5	1	0	1	0	19	FT%	20-26	76.9%																		
4	Elijah Crawford	14:19	1-3	0-1	2-2	0	3	3	2	1	4	0	0	2	0	0	8	Dead Ball Rebounds: 3.0																				
4	Brody Kozlowski	12:57	2-3	2-3	2-2	0	3	3	0	1	8	1	0	0	0	0	11																					
1	Trey Stawski	06:59	0-0	0-0	0-0	0	0	0	1	0	0	1	0	2	0	0	5																					
51	Jared McGregor	02:01	1-2	1-2	1-2	0	0	0	0	0	1	4	0	0	0	0	3																					
2	Townsend Triplett	01:34	0-0	0-0	0-0	0	0	0	0	0	0	0	0	0	0	0	2																					
20	Max Triplett	01:34	0-0	0-0	0-0	1	0	1	1	0	0	1	0	0	0	0	2																					
Team						1			2					0																								
Totals			34-63	15-34	20-26	10	35	45	13	20	103	25	11	9	1	1	46	Technical Fouls:Keita 146:13																				

	FAM	BYU	Points from		FAM	BYU	Period by Period Scoring			
Biggest lead	5 (1 st 16:52)	48 (2 nd 0:12)	Turnovers	14	26		1st	2nd	TOT	
Best Scoring Run	9 (2 nd 11:21)	22 (1 st 10:22)	Paint	14	36	FAM	21	36	57	
Lead Changes		1	Second Chance	0	14					
Times Tied		2	Fast Breaks	9	11	BYU	50	53	103	
Time with Lead	03:10	34:35	Bench	35	41					



GAME 10

Wyoming - 49		Record: 5-5													Shooting By Period						
NO. Name	Min	FG		3P	FT	Rebounds		Fouls		TP	AS	TO	ST	Blocks		+/-	1 st 3PT				
		M/A	M/A			O	D	O	T					P	F		BS	BA	FG	1	2
8 Cole Henry	F 15:56	1-2	0-0	0-2	1	2	2	2	2	2	1	0	0	0	-17			3PT	4-14	28.6%	
9 Abou Magassa	F 22:47	1-1	0-0	0-2	3	6	9	1	1	2	0	1	0	2	-15			FT	1-4	25%	
2 Kobe Newton	G 27:23	1-7	1-7	0-0	0	0	0	0	1	3	1	3	0	0	-12			3PT	0-25	40.0%	
5 Agbi Ogbin	G 38:28	8-12	3-6	2-2	0	3	3	4	5	21	3	2	2	1	-19			3PT	2-10	20.0%	
16 Jordan Nesbitt	G 24:21	3-7	1-3	0-0	1	1	1	2	1	7	1	2	0	0	-14			FT	2-4	50%	
11 Dontale Allen	15:12	1-7	1-5	1-2	0	0	0	0	1	4	0	1	0	0	-7			GM FG	3PT	20-48	41.7%
25 Donte Antonio	G 25:15	0-4	0-2	0-0	0	0	0	0	0	0	0	0	0	0	-1			FT	2-4	50.0%	
7 Matija Belic	F 19:03	2-4	0-1	0-0	2	2	2	0	0	2	0	0	0	0	-7			FT	3-8	37.5%	
12 Scottie Ebube	13:08	1-1	0-0	0-0	1	1	2	1	0	0	0	0	0	0	1						Dead Ball Rebounds: 2, 0
3 A.J. Wills	11:27	2-3	0-0	0-0	0	0	0	0	0	4	1	1	0	0	-6						
Team					1	1	2		0		9	12									
Totals		20-48	6-24	3-8	6	19	25	14	13	49	0	24	2	2	-19						

BYU - 68		Record: 9-2										Technical Fouls: NONE									
NO.	Name	Min	FG M-A	3P M-A	FT M-A	Rebounds OR DR	Fouls PF	FD	TP	AS	TO	ST	Blocks	+/-	Shooting By Period						
6	Kanon Catchings	F 21:22	3-7	0-2	2-4	0	2	2	2	2	8	0	0	1	1	18	1st FG%	14-24	58.3%		
13	Keba Keita	C 21:24	1-3	0-0	0-0	2	4	6	2	0	2	2	1	0	0	12	3PT%	4-10	40.0%		
15	Richie Saunders	G 01:09	1-1	0-0	0-0	0	0	0	0	1	2	0	0	1	0	4	FT%	2-2	100%		
21	Trevin Kneil	G 28:21	6-7	3-4	0-0	0	0	0	2	15	0	1	1	0	0	9	2nd FG%	10-22	45.5%		
30	Dallin Hall	G 28:31	1-6	0-2	2-2	2	2	4	1	1	4	6	3	0	0	0	3PT%	5-10	50.0%		
25	Dawson Baker	29:31	3-8	2-4	3-4	0	5	5	1	4	11	2	3	1	0	11	FT%	9-12	75%		
0	Mawot Mag	23:28	4-5	3-4	0-0	1	2	3	0	0	11	1	0	1	1	9	GM FG%	24-46	52.2%		
45	Foussier Traore	15:52	3-4	0-0	2-2	0	3	3	2	4	8	1	0	0	0	10	3PT%	9-20	45.0%		
41	Arjia Crawford	11:28	2-3	1-2	0-0	0	3	2	1	5	0	0	0	0	0	5	FT%	11-14	78.6%		
5	Mitalo Boskovic	16:14	0-2	0-2	2-2	0	3	3	0	1	2	1	1	0	0	0	Dead Ball Rebounds: 1.0				
4	Brodj Kozlowski	00:40	0-0	0-0	0-0	0	0	0	0	0	0	0	0	0	0	0					
12	Townsend Triple	00:40	0-0	0-0	0-0	0	1	1	1	0	0	0	0	0	0	0					
20	Max Triplett	00:40	0-0	0-0	0-0	0	0	0	0	0	0	0	0	0	0	0					
51	Jared McGregor	00:40	0-0	0-0	0-0	0	0	0	0	0	0	0	0	0	0	0					
Team						0	3	3		0	3										
Totals			24-46	9-20	11-14	5	25	30	13	14	68	11	3	5	2	2	19	Technical Fouls: NONE			

	WYO	BYU	Period by Period Scoring						
Biggest lead	0 (1 st 20:00)	21 (2 nd 3:23)	Points from Turnovers	WYO	BYU	1st	2nd	TOT	
Best Scoring Run	4 (1 st 16:16)	11 (1 st 17:32)	Paint	18	24	WYO	25	24	49
Lead Changes		0	Second Chance	3	6				
Times Tied		0	Fast Breaks	5	4	BYU	34	34	68
Time with Lead	00:00	39:38	Bench	14	37				



GAME 12

Arizona St. - 56		Record: 9-3 (0-1)													Shooting By Period				
NO. Name	Min	FG	3P	FT	Rebounds	Fouls	TP	AS	TO	ST	Blocks	+/-	1 st FG%	2 nd FG%	3 rd FG%	GM FG%	FT%	Reb	
9 Basheer Jihad	17:05	2-6	0-2	2-2	0	0	2	3	6	0	3	1	-22	25.0%	25.0%	13.3%	25.0%	4	4
21 Jaydon Quaintance	17:33-44	4-7	0-2	0-0	4	2	6	1	2	8	1	3	-1	20.0%	0.0%	4.4	100.0%	4	4
1 Alston Mason	34:56	2-12	2-8	3-4	2	0	2	1	2	9	3	1	2	-22	2 nd FG%	11.26	42.30	2	2
40 BJ Freeman	G 29:45	4-11	3-9	0-0	1	4	5	2	0	11	3	1	1	0	-16	3 rd FG%	4.14	28.6%	2
44 Adam Miller	G 31:16	2-8	0-2	0-0	1	2	3	1	4	4	2	2	0	-1	-16	FT%	4-6	66.7%	1
3 Joson Sannon	23:40	4-8	0-3	0-0	0	3	3	2	0	8	2	1	1	0	-5	GM FG%	21-57	36.8%	3
9 Shawn Phillips Jr.	13:54	1-1	0-0	0-0	2	1	3	2	0	2	0	0	0	0	3	FT%	6-29	20.0%	0
5 Amier Ali	15:51	2-4	1-3	3-4	0	1	1	3	8	0	0	2	0	-2	0	FT%	8-10	80.0%	0
Team					1	2	3		0		0								
Totals		21-57	6-29	8-10	11	17	28	15	11	56	11	13	0	0	3	-20			
Technical Fouls: All 2 nd , 42, 42 Coach 2 nd , 42																			
Dead Ball Rebounds: 2, 0																			

BYU - 76		Record: 10-31 (3-9)																			
NO. Name	Min	FG		3P		FT		Rebounds		Fouls		TP	AS	TS	Blocks		+/-	Shooting By Period			
		M-A	M-A	M-A	M-A	OR	DR	PF	FD	BS	BA				1st FG	1st 3PT		1st FT	2nd FG	2nd 3PT	2nd FT
6 Kanon Catchings	F22:48	4-9	3-7	0-0	2	2	2	1	11	0	1	1	1	0	1	0	25	1st FG	11-30	36.7%	
13 Keba Keita	C21:25	4-5	0-0	1-1	5	5	10	1	3	9	0	1	1	0	1	0	17	3PT%	6-20	30.0%	
3 Egor Demin	G30:27	2-8	0-5	0-0	4	4	0	4	0	4	7	5	2	0	0	18	FT%	3-4	75%		
15 Rachelle Saunders	G30:13	11-18	6-11	2-3	2	4	6	0	2	30	1	0	1	1	0	1	23	2nd FG	17-28	60.7%	
30 Dillion Hall	G25:08	1-3	1-2	0-0	3	1	4	0	1	3	3	1	2	0	0	14	3PT%	4-12	33.3%		
21 Trevin Knell	16:32	0-2	0-2	4-5	0	2	2	2	2	4	0	1	0	0	0	2	GM FG%	28-58	48.3%		
0 Mawot Mag	09:35	1-3	0-1	0-0	0	0	0	2	0	2	0	1	1	0	0	2	3PT%	10-32	31.3%		
45 Fouseyrie Traore	17:37	2-3	0-0	1-1	1	3	4	0	1	4	1	2	0	0	0	3	FT%	10-14	71.4%		
25 Dawson Baker	21:02	3-7	0-4	0-1	3	3	2	0	9	2	3	1	1	0	0	1	Dead Ball Rebounds: 4.0				
1 Trey Stewart	02:10	0-0	0-0	0-0	0	0	0	1	0	0	0	0	0	0	0	-2					
4 Elijah Crawford	01:07	0-0	0-0	0-0	0	0	0	1	0	0	0	0	0	0	0	-1					
2 Brad Kozlowski	00:58	0-0	0-0	0-0	0	0	0	0	0	0	0	0	0	0	0	0					
20 Max Triplett	00:58	0-0	0-0	0-0	0	0	0	0	0	0	0	0	0	0	0	0					
Team					2	1	3			0	0										
Totals		28-58	10-32	10-14	13	25	38	11	13	76	17	4	9	3	0	20	Technical Fouls: NONE				

[illegible]

GAME 13

BYU - 55										Record: 10-3 (1-1)									
NO. Name	Min	FG M-A	3P M-A	FT M-A	Rebounds OR DR TOT	Fouls PF FD	TP	AS	TO	ST	Blocks BS BA	+/-							
6 Kanon Catchings	F 25:35	2-5	1-3	1-2	2 0 2	2 2	6	1	0	1	1	-28							
13 Keba Kelta	C 19:55	3-7	0-0	0-0	1 0 1	3 2	6	0	0	0	1 2	-19							
3 Egor Demin	G 25:51	1-6	0-3	1-2	0 3 3	1 1	3	7	3	1	0 0	-31							
15 Richie Saunders	G 22:22	3-8	1-5	2-3	0 2 2	1 4	9	1	2	1	0 1	-36							
30 Dallin Hall	G 24:19	1-1	1-1	4-4	0 0 0	2 2	7	0	3	0	0 0	-12							
25 Dawson Baker	17:57	2-7	0-3	0-0	1 1 1	2 1 4	1	1	2	1	0 1	-15							
45 Fousseyni Traore	19:31	0-3	0-0	1-2	1 5 6	0 1	1	1	3	0	0 1	-18							
5 Mihailo Boskovic	12:35	1-2	1-2	2-2	0 2 2	0 2	5	1	0	0	0 0	-6							
21 Trevin Knell	15:53	4-6	4-6	0-0	0 1 1	3 0	12	0	0	0	0 0	-8							
0 Mawot Mag	05:46	1-2	0-0	0-0	0 0 0	1 0	2	0	1	1	0 1	-5							
4 Brody Kozlowski	04:12	0-1	0-1	0-0	0 0 0	0 0	0	0	0	0	0 0	1							
1 Trey Stewart	03:03	0-0	0-0	0-0	0 0 0	0 0	0	0	0	1	0 0	1							
2 Elijah Crawford	03:03	0-0	0-0	0-0	0 0 0	0 0	0	0	0	0	0 0	1							
Team					3 3 6		0	0	1										
Totals		18-48	8-24	11-15	7 17 24	15 15	55	14	15	6	2 7	-31							

Shooting By Period		
1 st FG%	8-22	36.4%
3PT%	4-14	28.6%
FT%	2-4	50%
2 nd FG%	10-26	38.5%
3PT%	4-10	40.0%
FT%	9-11	81.8%
GM FG%	18-48	37.5%
3PT%	8-24	33.3%
FT%	11-15	73.3%
Dead Ball Rebounds: 5, 0		

Technical Fouls:NONE

Houston - 86													Record: 10-3 (2-0)						
NO.	Name		Min	FG M-A	3P M-A	FT M-A	Rebounds OR DR TOT	Fouls PF FD	TP	AS	TO	ST	Blocks BS BA	+/-	Shooting By Period				
11	Joseph Tugler	F	18:27	1-1	0-0	3-4	3 2 5	5 3	5	0	3	0	2	0	19	1st	FG%	14.31 45.2%	
13	J'Wan Roberts	F	24:54	3-4	0-0	0-0	2 4 6	1 2	6	2	3	2	0	0	32	3PT%	5-16	31.3%	
4	LJ Croyer	G	27:11	3-11	3-9	0-0	0 0 0	0 1	9	2	1	1	0	0	28	FT%	6-9	66.7%	
7	Milos Uzan	G	31:04	2-9	2-6	1-2	0 2 2	0 1	7	8	0	2	0	1	26	2nd	FG%	15-28	53.6%
21	Emanuel Sharp	G	20:07	5-9	4-8	4-4	0 3 3	3 4	18	1	0	1	0	0	17	3PT%	11-18	61.1%	
5	Ja'Vier Francis		19:01	4-6	0-0	1-2	3 2 5	2 2	9	0	1	1	3	0	14	FT%	6-7	85.7%	
23	Terrance Arceneaux		22:59	5-9	4-5	1-2	3 3 6	0 1	15	1	0	2	0	1	14	GM	FG%	29-59	49.2%
8	Mylik Wilson		17:11	5-5	2-2	0-0	2 2 4	0 0	12	0	1	0	0	0	3	3PT%	16-34	47.1%	
25	Mercy Miller		10:42	0-2	0-1	2-2	1 1 2	2 1	2	1	1	0	1	0	4	FT%	12-16	75.0%	
0	Kordellus Jefferson		04:12	1-3	1-3	0-0	0 0 0	0 0	3	0	1	0	0	0	-1	Dead Ball Rebounds: 2, 0			
2	Cedric Lath		04:10	0-0	0-0	0-0	0 0 0	2 0	0	0	0	1	0	-1					
Team							1 3 4	0	0	0	0								
Totals				29-59	16-34	12-16	15 22 37	15 15	86	15	11	9	7 2	31					

Technical Fouls:NONE

		BYU	HOU
Biggest lead	0 (1 st 20:00)	34 (2 nd 7:34)	
Best Scoring Run	5 (2 nd 5:50)	9 (2 nd 12:13)	
Lead Changes	0		
Times Tied	2		
Time with Lead	00:00	36:57	

		BYU	HOU
Points from Turnovers		5	24
Paint		7	18
Second Chance		4	13
Fast Breaks		24	41
Bench			

Period by Period Scoring			
1st	2nd	TOT	
BYU	22	33	55
HOU	39	47	86

LIVESTATS
BY SCORING REPORTS

GAME 15

BYU - 67

Record: 10-5 (1-3)

NO.	Name	Min	FG M-A	3P M-A	FT M-A	Rebounds OR DR TOT	Fouls PF FD	TP	AS	TO	ST	Blocks BS BA	+/-
6	Kanon Catchings	F 09:09	1-1	0-0	1-2	0 2 2	2 1	3	0	3	1	0	-5
13	Keba Kelta	C 19:24	2-2	0-0	0-0	1 6 7	2 0	4	0	0	0	1	0
3	Egor Demin	G 27:59	3-8	0-3	0-3	0 2 2	3 3	8	4	4	0	0	-3
15	Richie Saunders	G 36:02	9-13	5-7	3-4	2 4 6	3 3	26	0	2	0	0	0
21	Trevin Knell	G 19:39	1-5	1-5	2-2	0 0 0	2 2	5	2	2	0	0	-9
25	Dawson Baker	18:01	2-6	1-3	0-0	0 3 3	2 0	5	2	2	0	0	-7
0	Mawot Mag	24:36	1-4	0-2	3-4	1 2 3	1 2	5	0	0	1	2	1
30	Dallin Hall	23:37	2-4	2-4	0-0	0 1 1	0 1	6	6	1	0	0	1
45	Fousseyni Traore	20:42	1-3	0-0	3-4	0 7 7	2 2	5	2	1	0	0	-8
1	Trey Stewart	00:26	0-0	0-0	0-0	0 0 0	0 0	0	0	0	0	0	0
2	Elijah Crawford	00:25	0-0	0-0	0-0	0 0 0	0 0	0	0	0	0	0	0
Team						3 1 4	0	0	1				
Totals			22-46	9-24	14-19	7 28 35	17 14	67	16	16	2 3 2	-4	

Shooting By Period

1 st FG	13-22	59.1%
3PT	5-11	45.5%
FT	6-9	66.7%
2 nd FG	9-24	37.5%
3PT	4-13	30.8%
FT	8-10	80%
GM FG	22-46	47.8%
3PT	9-24	37.5%
FT	14-19	73.7%

Dead Ball Rebounds: 4

Technical Fouls:NONE

TCU - 71

Record: 9-6 (2-2)

Technical Fouls:NONE

TCU - 71													Record: 9-6 (2-2)												
NO.	Name	Min	FG M-A	3P M-A	FT M-A	Rebounds			Fouls		TP	AS	TO	ST	Blocks		+/-	Shooting By Period							
						OR	DR	TOT	PF	FD						BS	BA		1 st	FG%	12-30	40.0%			
5	Micah Robinson	F 16:14	2-5	1-3	5-5	1	0	1	2	3	10	1	0	0	0	0	0	2	3 ^{PT}	7-12	58.3%				
15	David Punch	F 17:36	2-6	0-0	3-4	3	1	4	4	5	7	1	1	0	0	0	1	1	FT%	3-7	42.9%				
8	Ernest Udd Jr.	C 29:18	1-1	0-0	0-2	0	3	3	1	2	2	1	2	1	2	0	4	0	2 nd	FG%	13-29	44.8%			
3	Vaseen Allette	G 35:41	5-15	1-6	0-2	0	3	3	1	2	11	5	0	3	0	1	4	0	3 ^{PT}	2-12	16.7%				
21	Noah Reynolds	G 33:24	8-18	3-6	2-2	0	2	2	1	1	21	3	0	2	0	1	0	0	FT%	9-12	75.0%				
0	Brendan Wenzel	28:04	3-6	3-6	0-0	0	1	1	0	1	9	2	2	0	0	0	0	3	GM FG%	25-59	42.4%				
13	Trazarian White	20:57	3-4	1-2	2-3	1	3	4	3	2	9	1	0	1	0	0	0	8	3 ^{PT}	9-24	37.5%				
11	Isalah Manning	05:16	0-1	0-1	0-0	0	0	0	1	0	0	0	0	0	0	0	0	-3	FT%	12-19	63.2%				
32	Malick Diallo	10:41	1-3	0-0	0-1	0	0	0	1	1	2	0	0	0	0	0	0	0	Dead Ball Rebounds: 6.0						
41	Jace Posey	02:49	0-0	0-0	0-0	0	0	0	0	0	0	0	0	2	0	0	1	0							
Team						1 5 6			0		0 1														
Totals			25-59			9-24			12-19			6 18 24			14 17		71		14 6 9 2 3 4			Technical Fouls: NONE			

Technical Fouls:NONE

		BYU	TCU
Biggest lead	6 (2 nd 18:47)	10 (1 st 5:15)	
Best Scoring Run	14 (1 st 0:26)	10 (1 st 5:15)	
Lead Changes	17		
Times Tied	12		
Time with Lead	13:27	16:27	

		BYU	TCU
Points from Turnovers		6	17
Paint		26	28
Second Chance		6	2
Fast Breaks		12	6
Bench		21	20

Period by Period Scoring			
1st	2nd	TOT	
BYU	37	30	67
TCU	34	37	71

LIVESTATS
BY SCORING REPORTS

GAME 14

Texas Tech - 72												
Record: 11-3 (2-1)												
NO. Name	Min	FG M-A	3P M-A	FT M-A	Rebounds OR DR TOT	Fouls PF FO	TP	AS	TO	ST	Blocks BS BA	+/-
5 Darrion Williams	F 36:06	7-11	2-4	2-4	3 4 7	1 5	18	4	3	2	0	10
15 JT Toppin	F 17:43	2-7	0-0	1-2	0 0 0	3 2	5	0	0	0	0	-11
0 Chance McMillan	G 32:12	5-9	2-6	4-6	1 7 8	3 16	0	1	0	0	0	6
3 Elijah Hawkins	G 36:53	7-12	6-9	2-2	2 4 2	1 22	5	0	1	0	0	6
24 Kerwin Walton	G 07:45	0-1	0-1	0-0	0 2 2	1 0	0	0	0	0	0	-7
1 Kevin Overton	25:00	2-6	0-3	1-2	0 4 4	3 1	5	0	1	0	0	8
33 Federico Federico	23:57	2-5	0-0	0-0	4 3 7	3 1	4	1	2	0	1	14
4 Christian Anderson	20:24	1-7	0-5	0-0	0 1 1	3 0	2	2	2	0	0	-1
Team					4 2 6	0	0	0				
Totals		26-58	10-28	10-16	14 25 39	19 13	72	12	9	5	1 2	5
Shooting By Period												
		1st FG	11-30	36.7%								
		2nd FG	5-16	31.3%								
		3rd FG	5-6	83.3%								
		4th FG	15-28	53.6%								
		5th FG	15-22	41.7%								
		6th FG	5-10	50.0%								
		GM FPG	26-58	44.8%								
		1PT%	10-28	35.7%								
		3PT%	16-16	62.5%								
Dead Ball Rebounds: 1.0												

Technical Fouls:NONE

BYU - 67																			
Record: 10-4 (1-2)																			
NO.	Name	Min	FG	3P	FT	Rebounds		Fouls	TP	AS	TO	ST	Blocks	+/-	Shooting By Period				
			M-A	M-A	M-A	OR	DR	TOT										PF	FD
6	Kanon Catchings	F 18:45	2-4	0-2	2-4	1	1	2	2	6	0	0	0	0	12	1st	FG	13-28	46.4%
13	Keba Kelta	C 16:43	1-3	0-0	0-2	3	7	10	3	1	2	1	0	1	-9	3PT	2-11	18.2%	
3	Egor Demin	G 29:07	4-12	1-5	3-4	0	4	4	1	12	6	2	2	0	2	2nd	FG	12-29	41.4%
15	Richie Saunders	G 27:54	2-4	0-2	2-2	2	0	2	1	3	6	3	1	2	1	0	3PT	3-12	25.0%
30	Dallin Hall	G 28:50	2-6	1-5	1-2	0	3	3	1	2	6	1	3	1	0	-13	FT	6-9	66.7%
0	Mawot Mag	20:31	5-9	1-4	0-0	3	2	5	2	0	11	1	0	1	0	-11	FG	25-57	43.9%
21	Trevin Knell	21:07	2-6	0-3	0-2	0	2	2	1	4	4	1	0	0	1	0	3PT	5-23	21.7%
25	Dawson Baker	12:47	1-2	1-1	0-0	0	1	1	1	0	3	0	1	0	0	8	FT	12-21	57.1%
45	Fousseyni Traore	23:30	5-10	0-0	4-5	2	3	5	1	4	14	0	1	0	0	2	Dead Ball Rebounds: 3, 0		
1	Trey Stewart	00:46	1-1	1-1	0-0	0	0	0	0	3	0	0	0	0	1				
Team						2	0	2		0	0	0							
Totals			25-57	5-23	12-21	13	23	36	13	67	13	8	7	2	1	-5	Technical Fouls: NONE		

YU - 72		Record: 11-6 (2-4)																		
NO. Name	Min	FG		3P		FT		Rebounds		Fouls		TP	AS	TO	ST	Blocks		+/-	Shooting By Period	
		M	A	M	A	M	A	O	D	O	D					P	F			O
0 Mawot Mag	F	13:54	2-2	2-2	0-1	0	0	0	3	1	6	0	0	0	0	0	0	0	1 st FG% 11-34 32.4%	
13 Keba Keita	C	22:07	2-7	0-0	0	5	4	9	3	1	4	2	0	0	3	1	2	3PT% 4-16 25.0%		
3 Egor Demin	G	30:22	4-12	1-5	0-2	0	6	6	2	5	9	2	1	0	0	0	0	FT% 4-5 80%		
15 Richie Saunders	G	40:03	6-16	2-6	2-4	2-5	7	7	2	5	16	4	1	1	0	3	7	FG% 15-35 42.9%		
21 Trevin Knell	G	22:06	2-6	2-5	0-1	1	3	4	3	1	6	2	2	2	1	1	3	3PT% 4-13 30.8%		
40 Dallas Hall	F	33:34	0-5	0-3	2-2	1	2	4	2	2	4	0	2	0	0	1	0	FT% 0-4 0%		
6 Karon Catchings	F	12:28	1-6	1-5	0-0	1	2	1	2	1	3	2	2	0	1	0	0	JTFG% 0-1 0.0%		
5 Doyeseyni Traore	F	22:46	8-13	0-0	0	3	3	6	4	1	16	2	2	2	1	1	0	FT% 0-1 0%		
25 Dawson Baker	F	20:19	4-9	0-3	0-0	0	2	2	2	0	8	0	0	0	0	0	0	GM FG% 30-78 38.5%		
1 Trey Stewart	C	03:58	0-1	0-1	0-0	0	0	0	0	0	0	0	0	0	0	0	0	3PT% 8-30 26.7%		
5 Mihailo Boskovic	C	03:26	1-1	0-0	0	1	0	1	0	2	0	0	0	0	0	0	0	FT% 4-10 40.0%		
Team																		Dead Ball Rebounds: 1.0		
Totals			30:78	8-30	4-10		15	29	44	26	17	72	16	8	8	5	7	7		
Technical Fouls: 5-Map 15:48-31																				

Hth - 73		Record: 11-6 (3-3)										Technical Shooting - 73									
NO.	Name	Min	FG		3P		FT	Rebounds		Fouls		TP	AS	ST	Blocks	+/-	Shooting By Period				
			M	A	M	A		O	R	D	F						P	F	1 st	2 nd	
2	Ezra Auser	F 30:40	11-15	0-0	4-8	2	4	6	3	5	26	2	0	2	0	2	2	1 st FG% 9-27 33.3%			
10	Jake Wahlin	F 31:50	1-6	0-3	0-0	1	5	9	2	0	2	1	1	0	2	1	2	3PT% 3-13 23.1%			
34	Lawson Loving	C 34:27	4-7	0-0	5-11	2	8	7	4	10	13	4	0	4	0	3	10	FT% 6-9 66.7%			
25	Mike Sharavjams	G 34:47	2-6	2-4	2-3	0	4	4	0	2	8	2	1	0	2	0	3	1 st FG% 14-27 51.9%			
55	Gabe Madsen	G 40:49	2-12	1-11	3-4	0	4	4	2	3	8	3	3	0	0	0	6	3PT% 2-9 22.2%			
8	Keanu Dawes	T 10:37	2-4	1-1	0-2	1	2	3	2	1	5	0	0	1	0	1	6	FT% 7-11 63.6%			
0	Hunter Erickson	T 22:35	2-3	2-3	3-4	0	0	1	1	1	3	0	0	0	0	0	1	JOTFG% 2-2 100.0%			
1	Miro Little	C 03:12	0-1	0-0	0-0	0	0	0	0	0	0	0	0	0	0	0	5	1 st 3PT% 1-1 100.0%			
11	Caleb Lohner	09:22	1-1	0-0	0-0	0	2	2	1	1	2	0	0	0	0	0	7	FT% 4-12 33.3%			
32	Zach Keller	01:06	0-0	0-0	0-0	0	0	0	0	0	0	0	0	0	0	0	2	GM FG% 25-46 54.6%			
45	Mason Madsen	05:35	0-1	0-0	0-0	0	1	1	2	0	0	0	0	0	0	1	3	3PT% 6-23 26.1%			
Team							3	7	10		0		2					FT% 17-32 53.1%			
Totals			25-56	6-23	17-32	9	38	47	17	25	73	14	11	4	7	5	1	Dead Ball Rebounds: 3.0			
Technical Fouls: NONE																					

	BYU	Utah	Points from	BYU	Utah	Period by Period Scoring			
Biggest lead	8 (1 st 4:13)	5 (2 nd 10:38)	Turnovers	6	13		1 st 2 nd	TOT	TOT
Best Scoring Run	8 (1 st 9:46)	8 (2 nd 15:50)	Paint	42	38	BYU	30	34	8 72
Lead Changes	8		Second Chance	13	8	Utah	27	37	9 73
Times Tied	9		Fast Breaks	2	2				
Time with Lead	19:09	20:35	Bench	31	16				

Cincinnati - 52		Record: 22-17 (2-8)																
NO.	Name	Min	FG	3P	FT	Rebounds	Fouls	TS	APR	ST	Blocks	+/-	Shooting By Period					
			M/A	M/A	M/A	OR	DR	CT	FF	FD	BS	BA	1st	2nd	3rd	4th		
23	Dillon Mitchell	F 25:54	2-5	0-2	0-2	3	2	5	3	2	4	1	0	0	-14			
41	Simas Lukosius	F 26:14	5-11	4-8	0-0	1	4	2	1	14	1	2	0	0	-21			
55	Aziz Bandoago	C 21:42	2-3	0-0	0	1	3	4	0	1	4	0	1	0	0	-9		
0	Dan Skillings Jr.	G 19:46	3-7	0-3	0-0	1	1	3	0	6	1	3	0	0	-1	-13		
2	Jazzie James	G 28:05	3-13	0-5	0	1	2	3	0	6	5	0	1	0	-26			
1	Day Day Thomas	28:19	2-7	1-3	0-0	0	0	0	0	1	5	2	0	3	0	-17		
5	CJ Fredrick	02:55	0-0	0-0	0-0	1	1	0	0	0	0	0	0	0	-1			
10	Josh Reed	13:43	0-2	0-2	0-1	1	2	2	0	0	0	0	0	2	0	-6		
22	Arrinton Page	17:58	3-6	0-1	1-2	1-2	3	1	2	7	1	2	1	0	-9			
14	Tyler Betsey	13:12	1-4	0-3	0-0	1	1	1	1	2	0	1	0	0	-11			
3	Rayvon Griffith	02:13	2-3	0-1	0-0	0	0	0	0	4	0	0	0	0	-3			
Team						2		2		4		0						
Totals			23:61	5:28	1-4	13	25	18	5	8	52	11	9	6	3	1	-28	

Shooting By Period

1st	FG%	10-32	31.3%
3PT%	3-15	20.0%	
FT%	0-0	0%	
2nd	FG%	13-29	44.8%
3PT%	2-13	15.4%	
FT%	1-4	25%	
3rd	GM FG%	23-61	37.7%
3PT%	18-28	17.9%	
FT%	1-4	25.0%	

Dead Ball Rebounds: 1,0

BYU - 80			Record: 13-6 (4-4)										Technical Fouls: NONE									
NO.	Name	Min	FG	3P	FT	Rebounds		Fouls		PF		AS		TO		Blocks		Shooting By Period				
			M/A	M/A	M/A	OR	DR	TO	FF	FD	TS	OS	BS	BA	+	-						
0	Mawot Mag	C 23:47	1-1	0-0	1-2	0	2	2	1	4	3	0	3	2	0	0	14	1 st	FG%	11-26	42.3%	
13	Keba Kelta	C 25:14	2-3	0-0	0-0	2	5	7	1	1	4	1	3	0	0	0	21	3PT%	4-9	44.4%		
3	Egor Demin	G 23:25	3-5	3-5	6-7	0	5	5	1	5	15	7	3	0	0	0	17	FT%	2-2	100%		
15	Richie Saunders	G 31:56	7-15	5-7	2-2	2	3	5	0	2	21	1	1	1	0	2	18	2 nd	FG%	17-23	73.9%	
21	Trevin Knell	G 23:36	3-6	2-5	0-0	0	1	1	1	1	8	2	1	3	1	0	7	3PT%	11-15	73.3%		
6	Kanon Catchings	16:27	3-5	3-4	0-0	2	2	2	0	0	9	0	0	1	0	1	16	GM FG%	28-49	57.1%		
30	Dalain Hall	19:47	0-2	0-0	0-0	2	2	2	0	1	3	1	0	0	0	0	19	3PT%	15-24	62.5%		
45	Fouseynye Traore	13:17	2-3	0-0	0-0	1	2	3	2	0	4	2	2	0	0	5	5	FT%	9-11	81.8%		
25	Dawson Baker	14:38	5-7	1-2	0-0	0	1	1	2	1	11	2	0	0	0	0	16	Dead Ball Rebounds: 1.0				
1	Trey Stewart	01:29	0-0	0-0	0-0	0	0	0	0	0	0	0	0	0	0	2						
2	Elijah Crawford	01:29	2-2	1-1	0-0	0	0	0	0	0	5	0	0	0	0	0	2					
4	Brody Kozlowski	01:29	0-0	0-0	0-0	0	0	0	0	0	0	0	0	0	0	0	1					
5	Mihailo Boskovic	01:29	0-0	0-0	0-0	0	0	0	0	0	0	0	0	0	0	0	2					
Team						2	4	6			0		0									
Totals				28-49	15-24	9-11	7	27	34	8	15	80	14	7	1	3	28					
Technical Fouls: NONE																						

	UOC	BYU	Points from	UOC	BYU	Period by Period Scoring			
Biggest lead	2 (1 st 19:36)	28 (2 nd 0:01)	Turnovers	19	8		1st	2nd	TOT
Best Scoring Run	7 (1 st 1:04)	8 (2 nd 19:43)	Paint	28	22	UOC	23	29	52
Lead Changes		7	Second Chance	11	7				
Times Tied		3	Fast Breaks	10	3	BYU	28	52	80
Time with Lead	03:17	34:10	Bench	18	29				

BYU - 83		Record: 12-6 (3-4)																	
NO. NAME	Min	FG		3P	FT	Rebounds		Fouls		TP	AS	TO	ST	Blocks		+/-	Shooting By Period		
		M-A	M-A	M-A	OR	DR	PF	FF	TS					BS	BA				
0 Mawot Mag	F22:52	5-9	0-3	1-1	0	5	5	3	1	11	1	2	1	0	0	27	1 st FG%	12-25	48.0%
13 Keba Keita	C20:58	3-5	0-0	0-0	4	4	8	4	1	6	0	1	2	0	0	27	3PT%	5-12	41.7%
3 Egor Demin	G28:33	4-7	0-2	0-0	0	2	2	4	3	8	7	2	4	2	1	27	FT%	9-13	69.2%
15 Richie Saunders	C32:17	10-15	3-6	2-3	2	3	2	3	1	3	25	1	0	1	1	24	2 nd FG%	19-28	67.9%
21 Trevin Knell	G24:34	4-6	4-6	2-4	0	0	0	3	1	14	1	2	1	0	0	11	3PT%	6-12	50.0%
6 Kanon Catchings	13:45	1-4	1-3	2-2	0	0	0	1	1	5	1	0	0	0	0	3	FT%	1-2	50.0%
45 Couseyni Trane	13:19	1-1	0-0	0-0	0	0	0	0	0	1	1	0	0	0	0	0	GM FG%	31-53	58.5%
25 Dawson Baker	15:01	3-4	3-3	0-0	0	0	0	0	0	9	1	0	0	0	0	0	3PT%	11-24	45.8%
20 Elijah Hall	15:51	0-2	0-1	0-0	0	0	0	4	0	0	3	2	0	0	0	1	FT%	10-15	66.7%
3 Dalian Crawford	03:08	0-0	0-0	0-0	0	0	0	0	0	0	0	0	0	0	0	0	Dead Ball Rebounds: 4.0		
5 Mikhail Boskovic	08:52	0-0	0-0	1-2	1	2	3	2	0	1	1	0	2	0	0	4			
1 Trey Stewart	00:20	0-0	0-0	0-0	0	0	0	0	0	0	0	0	0	0	0	2			
Team					0	2	2	0	0	0	0	0							
Totals		31-53	11-24	10-15	8	19	27	22	11	83	16	14	11	3	2	16			

Technical Fouls:Kneil 1 st 6:34Catching 2 nd 7:29																																															
Colorado - 67		Record: 9-9 (3-7)																																													
NO.	Name	Min	FG MA	3P MA	FT MA	Reb OR	DR	Fouls PF	TP FD	AS	TS	Blocks BS	+/-	Shooting By Period																																	
8	Bangot Dack	F 15:34	2-3	1-1	0-0	1	2	3	2	3	5	0	0	3	0	1	0	6																													
23	Andrej Jakimovici	F 22:43	3-7	0-3	3-4	1	2	3	2	3	9	0	0	0	0	0	1	-14																													
35	Assane Diop	F 16:41	1-4	0-0	4-6	2	2	4	2	4	6	0	3	0	0	1	-9																														
3	Julian Hammond III	F 27:48	6-12	3-6	2-3	0	1	1	1	0	17	2	1	1	0	1	-6																														
5	RJ Smith	G 19:52	1-2	0-1	0-0	1	1	2	0	2	2	1	2	1	0	0	0																														
6	Trevor Baskin	F 22:42	2-5	0-1	2-4	2	4	1	1	6	6	0	2	1	0	0	-22																														
11	Jason Ruffin	F 23:39	2-6	2-4	0-0	0	1	1	1	6	2	2	2	2	0	0	-22																														
50	Elijah Malone	F 15:23	0-1	0-0	3-4	0	0	1	1	0	2	3	1	1	1	0	-16																														
7	Sebastian Rancic	F 13:26	1-2	0-1	2-4	0	0	0	0	2	4	0	0	0	0	0	-22																														
31	Harrison Carrington	F 18:18	2-3	1-2	2-2	1	2	3	1	1	7	2	2	2	1	0	16																														
15	Felix Kossars	OB 13:4	1-1	0-0	0-0	0	0	0	0	0	2	0	0	1	0	0	0																														
Team						2			0			2																																			
Totals			21-46			7-19			16-27			9			15			24			12			21			67			8			16			8			2			3			-16		

Shooting By Period

1st FG% 11-22 50.0%

3PT% 4-9 44.4%

FT% 10-14 71.4%

2nd FG% 10-24 41.7%

3PT% 3-10 30.0%

FT% 8-13 61.5%

GM FG% 21-46 45.7%

3PT% 7-19 36.8%

FT% 18-27 66.7%

Dead Ball Rebounds: 8, 0

		BYU		COLO				Technical Fouls:Dak 1 st 15:35			
		BYU		COLO		Points from		BYU	COLO	Period by Period Scoring	
Biggest lead		23	(2 nd 14:05)	10	(1 st 5:44)	Turnovers	17	19		1st	TOT
Best Scoring Run		14	(2 nd 14:05)	14	(1 st 5:44)	Paint	34	22		BYU	38 45 83
Lead Changes		6				Second Chance	8	7		COLO	36 31 67
Times Tied		5				Fast Breaks	16	13			
Time with Lead		30:31		07:20		Bench	19	28			

2024-25 OVERALL STATS

Game Records

Record	Overall	Home	Away	Neutral
ALL GAMES	13-6	10-1	1-4	2-1
CONFERENCE	4-4	3-1	1-3	0-0
NON-CONFERENCE	9-2	7-0	0-1	2-1

Score by Periods

Team	1st	2nd	OT	TOT
BYU	741	770	16	1527
Opponents	575	655	28	1258

Team Box Score

No.	Player	Total					3-Point		F-Throw		Rebounds													
		GP-GS	MIN	AVG	FG-FGA	FG%	3FG-3FGA	3FG%	FT-FTA	FT%	OFF	DEF	TOT	AVG	PF	DQ	A	TO	BLK	STL	PTS	AVG		
15	SAUNDERS, Richie	18-18	500:50	27.8	97-188	.516	42-93	.452	32-44	.727	19	55	74	4.1	26	0	24	18	8	21	268	14.9		
3	DEMIN, Egor	16-16	460:08	28.8	61-142	.430	21-71	.296	32-48	.667	6	62	68	4.3	21	0	94	42	10	24	175	10.9		
21	KNELL, Trevin	19-12	402:21	21.2	60-123	.488	43-98	.439	27-37	.730	9	36	45	2.4	38	0	19	16	3	18	190	10.0		
45	TRAORE, Fousseyni	19-1	357:20	18.8	71-114	.623	1-3	.333	35-42	.833	39	77	116	6.1	29	0	37	29	10	5	178	9.4		
6	CATCHINGS, Kanon	19-15	406:21	21.4	59-147	.401	31-93	.333	17-34	.500	17	34	51	2.7	27	0	19	20	11	15	166	8.7		
25	BAKER, Dawson	19-0	350:23	18.4	61-128	.477	25-65	.385	14-19	.737	8	31	39	2.1	27	0	30	20	0	10	161	8.5		
13	KEITA, Keba	18-18	364:30	20.3	51-84	.607	0-0	.000	14-33	.424	56	95	151	8.4	39	0	17	16	13	10	116	6.4		
30	HALL, Dallin	15-10	389:09	25.9	28-75	.373	18-49	.367	18-23	.783	11	25	36	2.4	25	1	57	25	0	9	92	6.1		
0	MAG, Mawot	17-5	241:54	14.2	31-58	.534	8-25	.320	16-22	.727	12	17	29	1.7	29	0	7	9	5	13	86	5.1		
5	BOSKOVIC, Mihailo	15-0	190:28	12.7	17-44	.386	6-26	.231	14-18	.778	7	24	31	2.1	11	0	7	13	3	7	54	3.6		
2	CRAWFORD, Elijah	15-0	98:41	6.6	8-23	.348	2-9	.222	5-7	.714	5	8	13	0.9	15	0	12	6	0	6	23	1.5		
51	MCGREGOR, Jared	4-0	05:56	1.5	1-4	.250	1-4	.250	1-2	.500	0	0	0	0.0	0	0	1	0	0	0	4	1.0		
4	KOZLOWSKI, Brody	9-0	29:45	3.3	2-4	.500	2-4	.500	2-2	1.000	0	4	4	0.4	1	0	0	1	0	1	8	0.9		
1	STEWART, Trey	12-0	38:17	3.2	2-5	.400	2-5	.400	0-0	.000	1	1	2	0.2	4	0	1	1	0	3	6	0.5		
12	TRIPPLE, Townsend	4-0	05:29	1.4	0-0	.000	0-0	.000	0-0	.000	0	1	1	0.3	1	0	0	0	1	0	0	0.0		
20	TRIPPLETT, Max	6-0	08:29	1.4	0-1	.000	0-0	.000	0-0	.000	3	3	6	1.0	1	0	1	0	1	0	0	0.0		
Team											34	40	74					12						
Total		19	3850		549-1140	.482	202-545	.371	227-331	.686	227	513	740	38.9	294	1	326	228	65	142	1527	80.4		
Opponents		19	3850		439-1056	.416	164-483	.340	216-320	.675	154	415	569	29.9	313	4	235	239	47	121	1258	66.2		

Team Statistics

	BYU	OPP
Scoring	1527	1258
Points per game	80.4	66.2
Scoring margin	+14.2	-
Field goals-att	549-1140	439-1056
Field goal pct	.482	.416
3 point fg-att	202-545	164-483
3-point FG pct	.371	.340
3-pt FG made per game	10.6	8.6
Free throws-att	227-331	216-320
Free throw pct	.686	.675
F-Throws made per game	11.9	11.4
Rebounds	740	569
Rebounds per game	38.9	29.9
Rebounding margin	+9.0	-
Assists	326	235
Assists per game	17.2	12.4
Turnovers	228	239
Turnovers per game	12.0	12.6
Turnover margin	+0.6	-
Assist/turnover ratio	1.4	1.0
Steals	142	121
Steals per game	7.5	6.4
Blocks	65	47
Blocks per game	3.4	2.5
Winning streak	2	-
Home win streak	2	-
Attendance	184188	45516
Home games-Avg/Game	11-16744	5-9103
Neutral site-Avg/Game	-	3-6406

Team Results

Date	Opponent		Score	Att.
11/05/2024	Central Ark.	W	88-50	16941
11/08/2024	UC Riverside	W	86-80	17381
11/13/2024	Queens (NC)	W	99-55	16789
11/16/2024	Idaho	W	95-71	16456
11/23/2024	Mississippi Val.	W	87-43	16954
11/28/2024	vs Ole Miss	Lot	85-96	4000
11/29/2024	vs NC State	W	72-61	4000
12/03/2024	at Providence	L	64-83	12005
12/11/2024	Fresno St.	W	95-67	15950
12/14/2024	vs Wyoming	W	68-49	11217
12/20/2024	Florida A&M	W	103-57	15544
12/31/2024	Arizona St.	W	76-56	16926
01/04/2025	at Houston	L	55-86	7035
01/07/2025	Texas Tech	L	67-72	17307
01/11/2025	at TCU	L	67-71	4752
01/14/2025	Oklahoma St.	W	85-69	16457
01/18/2025	at Utah	Lot	72-73	15558
01/21/2025	at Colorado	W	83-67	6166
01/25/2025	Cincinnati	W	80-52	17483



2024-25 BIG 12 STATS

Game Records

Record	Overall	Home	Away	Neutral
ALL GAMES	4-4	3-1	1-3	0-0
CONFERENCE	4-4	3-1	1-3	0-0
NON-CONFERENCE	0-0	0-0	0-0	0-0

Score by Periods

Team	1st	2nd	OT	TOT
BYU	266	311	8	585
Opponents	243	294	9	546

Team Box Score

No.	Player				Total		3-Point		F-Throw		Rebounds											
		GP-GS	MIN	AVG	FG-FGA	FG%	3FG-3FGA	3FG%	FT-FTA	FT%	OFF	DEF	TOT	AVG	PF	DQ	A	TO	BLK	STL	PTS	AVG
15	SAUNDERS, Richie	8-8	251:35	31.4	51-94	.543	24-48	.500	19-25	.760	12	23	35	4.4	10	0	13	10	3	7	145	18.1
21	KNELL, Trevin	8-5	170:32	21.3	22-49	.449	17-41	.415	10-16	.625	1	14	15	1.9	17	0	9	8	3	7	71	8.9
3	DEMIN, Egor	8-8	227:11	28.4	24-67	.358	6-32	.188	15-23	.652	0	31	31	3.9	13	0	48	23	4	11	69	8.6
25	BAKER, Dawson	8-0	137:39	17.2	22-48	.458	8-24	.333	5-6	.833	1	13	14	1.8	13	0	11	7	0	3	57	7.1
45	TRAORE, Fousseyni	8-0	148:01	18.5	22-40	.550	0-0	.000	11-16	.688	10	30	40	5.0	9	0	13	17	2	2	55	6.9
0	MAG, Mawot	8-4	141:27	17.7	18-35	.514	3-14	.214	7-12	.583	5	12	17	2.1	14	0	3	8	2	9	46	5.8
13	KEITA, Keba	8-8	168:28	21.1	21-38	.553	0-0	.000	3-7	.429	25	36	61	7.6	19	0	4	5	6	4	45	5.6
6	CATCHINGS, Kanon	8-4	125:56	15.7	14-35	.400	9-25	.360	6-11	.545	3	7	10	1.3	14	0	2	7	2	7	43	5.4
30	HALL, Dallin	8-3	198:49	24.9	10-27	.370	8-19	.421	10-12	.833	4	9	13	1.6	13	0	23	14	0	5	38	4.8
5	BOSKOVIC, Mihailo	4-0	26:22	6.6	2-3	.667	1-2	.500	3-4	.750	2	4	6	1.5	3	0	2	0	0	2	8	2.0
2	CRAWFORD, Elijah	5-0	09:13	1.8	2-2	1.000	1-1	1.000	0-0	.000	0	0	0	0.0	1	0	0	0	0	0	5	1.0
1	STEWART, Trey	7-0	12:12	1.7	1-2	.500	1-2	.500	0-0	.000	0	0	0	0.0	1	0	0	0	0	1	3	0.4
4	KOZLOWSKI, Brody	3-0	06:39	2.2	0-1	.000	0-1	.000	0-0	.000	0	0	0	0.0	0	0	0	0	0	0	0	0.0
20	TRIPLETT, Max	1-0	00:58	1.0	0-0	.000	0-0	.000	0-0	.000	0	0	0	0.0	0	0	0	0	0	0	0	0.0
Team											17	17	34					4				
Total		8	1625		209-441	.474	78-209	.373	89-132	.674	80	196	276	34.5	127	0	128	103	22	58	585	73.1
Opponents		8	1625		193-452	.427	67-206	.325	93-147	.633	87	166	253	31.6	129	2	101	88	25	59	546	68.3

Team Statistics

	BYU	OPP
Scoring	585	546
Points per game	73.1	68.3
Scoring margin	+4.9	-
Field goals-att	209-441	193-452
Field goal pct	.474	.427
3 point fg-att	78-209	67-206
3-point FG pct	.373	.325
3-pt FG made per game	9.8	8.4
Free throws-att	89-132	93-147
Free throw pct	.674	.633
F-Throws made per game	11.1	11.6
Rebounds	276	253
Rebounds per game	34.5	31.6
Rebounding margin	+2.9	-
Assists	128	101
Assists per game	16.0	12.6
Turnovers	103	88
Turnovers per game	12.9	11.0
Turnover margin	-1.9	-
Assist/turnover ratio	1.2	1.1
Steals	58	59
Steals per game	7.3	7.4
Blocks	22	25
Blocks per game	2.8	3.1
Winning streak	2	-
Home win streak	2	-
Attendance	68173	33511
Home games-Avg/Game	4-17043	4-8378
Neutral site-Avg/Game	-	0-0

Team Results

Date	Opponent		Score	Att.
12/31/2024	Arizona St.	W	76-56	16926
01/04/2025	at Houston	L	55-86	7035
01/07/2025	Texas Tech	L	67-72	17307
01/11/2025	at TCU	L	67-71	4752
01/14/2025	Oklahoma St.	W	85-69	16457
01/18/2025	at Utah	Lot	72-73	15558
01/21/2025	at Colorado	W	83-67	6166
01/25/2025	Cincinnati	W	80-52	17483



2024-25 HOME STATS

Game Records

Record	Overall	Home	Away	Neutral
ALL GAMES	10-1	10-1	0-0	0-0
CONFERENCE	3-1	3-1	0-0	0-0
NON-CONFERENCE	7-0	7-0	0-0	0-0

Score by Periods

Team	1st	2nd	OT	TOT
BYU	466	495	0	961
Opponents	302	370	0	672

Team Box Score

No.	Player				Total		3-Point		F-Throw		Rebounds													
		GP-GS	MIN	AVG	FG-FGA	FG%	3FG-3FGA	3FG%	FT-FTA	FT%	OFF	DEF	TOT	AVG	PF	DQ	A	TO	BLK	STL	PTS	AVG		
15	SAUNDERS, Richie	10-10	282:30	28.3	57-107	.533	26-55	.473	14-20	.700	11	32	43	4.3	11	0	17	11	7	12	154	15.4		
3	DEMIN, Egor	9-9	261:16	29.0	41-79	.519	18-42	.429	17-26	.654	2	36	38	4.2	5	0	64	24	6	18	117	13.0		
21	KNELL, Trevin	11-8	238:05	21.6	36-77	.468	23-58	.397	19-26	.731	7	29	36	3.3	16	0	11	9	2	13	114	10.4		
6	CATCHINGS, Kanon	11-9	244:14	22.2	42-97	.433	20-63	.317	10-19	.526	7	26	33	3.0	10	0	13	9	8	10	114	10.4		
45	TRAORE, Fousseyni	11-1	210:06	19.1	45-68	.662	1-3	.333	19-24	.792	29	50	79	7.2	14	0	24	15	8	4	110	10.0		
25	BAKER, Dawson	11-0	196:05	17.8	36-70	.514	16-40	.400	11-14	.786	4	13	17	1.5	14	0	22	9	0	7	99	9.0		
30	HALL, Dallin	7-5	179:44	25.7	19-40	.475	13-27	.481	9-13	.692	5	16	21	3.0	6	0	27	11	0	5	60	8.6		
13	KEITA, Keba	10-10	198:30	19.9	34-46	.739	0-0	.000	11-25	.440	32	62	94	9.4	19	0	10	13	6	6	79	7.9		
0	MAG, Mawot	10-3	141:18	14.1	18-36	.500	3-14	.214	10-14	.714	9	7	16	1.6	17	0	5	6	2	9	49	4.9		
5	BOSKOVIC, Mihailo	8-0	110:24	13.8	11-29	.379	2-16	.125	7-9	.778	1	16	17	2.1	6	0	4	8	3	5	31	3.9		
2	CRAWFORD, Elijah	9-0	74:16	8.3	6-18	.333	1-7	.143	3-5	.600	5	7	12	1.3	13	0	12	6	0	6	16	1.8		
51	MCGREGOR, Jared	3-0	05:16	1.8	1-4	.250	1-4	.250	1-2	.500	0	0	0	0.0	0	0	1	0	0	0	4	1.3		
1	STEWART, Trey	5-0	20:45	4.1	2-2	1.000	2-2	1.000	0-0	.000	0	1	1	0.2	3	0	1	1	0	2	6	1.2		
4	KOZLOWSKI, Brody	7-0	24:53	3.6	2-3	.667	2-3	.667	2-2	1.000	0	4	4	0.6	1	0	0	1	0	1	8	1.1		
12	TRIPPLE, Townsend	3-0	04:49	1.6	0-0	.000	0-0	.000	0-0	.000	0	0	0	0.0	0	0	0	0	1	0	0	0.0		
20	TRIPLETT, Max	5-0	07:50	1.6	0-1	.000	0-0	.000	0-0	.000	3	3	6	1.2	1	0	1	0	1	0	0	0.0		
Team											23	19	42					3						
Total		11	2200		350-677	.517	128-334	.383	133-199	.668	138	321	459	41.7	136	0	212	126	44	98	961	87.4		
Opponents		11	2200		242-625	.387	94-297	.316	94-142	.662	88	221	309	28.1	181	1	142	153	21	72	672	61.1		

Team Statistics

	BYU	OPP
Scoring	961	672
Points per game	87.4	61.1
Scoring margin	+26.3	-
Field goals-att	350-677	242-625
Field goal pct	.517	.387
3 point fg-att	128-334	94-297
3-point FG pct	.383	.316
3-pt FG made per game	11.6	8.5
Free throws-att	133-199	94-142
Free throw pct	.668	.662
F-Throws made per game	12.1	8.5
Rebounds	459	309
Rebounds per game	41.7	28.1
Rebounding margin	+13.6	-
Assists	212	142
Assists per game	19.3	12.9
Turnovers	126	153
Turnovers per game	11.5	13.9
Turnover margin	+2.5	-
Assist/turnover ratio	1.7	0.9
Steals	98	72
Steals per game	8.9	6.5
Blocks	44	21
Blocks per game	4.0	1.9
Winning streak	2	-
Home win streak	2	-
Attendance	184188	0
Home games-Avg/Game	11-16744	0-0
Neutral site-Avg/Game	-	0-0

Team Results

Date	Opponent		Score	Att.
11/05/2024	Central Ark.	W	88-50	16941
11/08/2024	UC Riverside	W	86-80	17381
11/13/2024	Queens (NC)	W	99-55	16789
11/16/2024	Idaho	W	95-71	16456
11/23/2024	Mississippi Val.	W	87-43	16954
12/11/2024	Fresno St.	W	95-67	15950
12/20/2024	Florida A&M	W	103-57	15544
12/31/2024	Arizona St.	W	76-56	16926
01/07/2025	Texas Tech	L	67-72	17307
01/14/2025	Oklahoma St.	W	85-69	16457
01/25/2025	Cincinnati	W	80-52	17483



2024-25 AWAY STATS

Game Records

Record	Overall	Home	Away	Neutral
ALL GAMES	1-4	0-0	1-4	0-0
CONFERENCE	1-3	0-0	1-3	0-0
NON-CONFERENCE	0-1	0-0	0-1	0-0

Score by Periods

Team	1st	2nd	OT	TOT
BYU	161	172	8	341
Opponents	182	189	9	380

Team Box Score

No.	Player				Total		3-Point		F-Throw		Rebounds											
		GP-GS	MIN	AVG	FG-FGA	FG%	3FG-3FGA	3FG%	FT-FTA	FT%	OFF	DEF	TOT	AVG	PF	DQ	A	TO	BLK	STL	PTS	AVG
15	SAUNDERS, Richie	5-5	156:49	31.4	31-60	.517	12-28	.429	9-14	.643	6	17	23	4.6	10	0	6	5	1	5	83	16.6
21	KNELL, Trevin	5-3	98:00	19.6	14-27	.519	14-26	.538	4-7	.571	1	4	5	1.0	14	0	5	6	1	3	46	9.2
25	BAKER, Dawson	5-0	94:20	18.9	18-37	.486	6-15	.400	0-1	.000	2	8	10	2.0	7	0	4	4	0	2	42	8.4
45	TRAORE, Fousseyni	5-0	90:02	18.0	14-28	.500	0-0	.000	6-8	.750	6	17	23	4.6	8	0	8	10	1	0	34	6.8
3	DEMIN, Egor	5-5	134:42	26.9	12-43	.279	1-18	.056	9-13	.692	0	16	16	3.2	10	0	22	11	2	5	34	6.8
13	KEITA, Keba	5-5	103:58	20.8	14-30	.467	0-0	.000	1-4	.250	19	16	35	7.0	13	0	2	1	5	3	29	5.8
0	MAG, Mawot	5-2	76:18	15.3	9-17	.529	2-7	.286	6-8	.750	2	7	9	1.8	11	0	1	3	2	3	26	5.2
6	CATCHINGS, Kanon	5-3	83:35	16.7	6-24	.250	4-15	.267	4-8	.500	7	4	11	2.2	8	0	4	7	2	5	20	4.0
30	HALL, Dallin	5-2	123:10	24.6	4-18	.222	3-12	.250	6-6	1.000	2	3	5	1.0	15	1	17	8	0	2	17	3.4
5	BOSKOVIC, Mihailo	4-0	38:30	9.6	2-5	.400	1-3	.333	3-5	.600	4	4	8	2.0	3	0	2	0	0	2	8	2.0
2	CRAWFORD, Elijah	4-0	10:01	2.5	0-2	.000	0-0	.000	2-2	1.000	0	1	1	0.3	0	0	0	0	0	0	2	0.5
1	STEWART, Trey	5-0	11:22	2.3	0-2	.000	0-2	.000	0-0	.000	0	0	0	0.0	0	0	0	0	0	1	0	0.0
4	KOZLOWSKI, Brody	1-0	04:12	4.2	0-1	.000	0-1	.000	0-0	.000	0	0	0	0.0	0	0	0	0	0	0	0	0.0
Team											9	14	23					3				
Total		5	1025		124-294	.422	43-127	.339	50-76	.658	58	111	169	33.8	99	1	71	58	14	31	341	68.2
Opponents		5	1025		125-262	.477	50-122	.410	80-120	.667	41	123	164	32.8	79	1	63	54	20	33	380	76.0

Team Statistics

	BYU	OPP
Scoring		
Points per game	68.2	76.0
Scoring margin	-7.8	-
Field goals-att		
Field goal pct	.422	.477
3 point fg-att		
3-point FG pct	.339	.410
3-pt FG made per game	8.6	10.0
Free throws-att		
Free throw pct	.658	.667
F-Throws made per game	10.0	16.0
Rebounds		
Rebounds per game	33.8	32.8
Rebounding margin	+1.0	-
Assists		
Assists per game	14.2	12.6
Turnovers		
Turnovers per game	11.6	10.8
Turnover margin	-0.8	-
Assist/turnover ratio	1.2	1.2
Steals		
Steals per game	6.2	6.6
Blocks		
Blocks per game	2.8	4.0
Winning streak		
Home win streak	0	-
Attendance		
	0	45516
Home games-Avg/Game	0-0	5-9103
Neutral site-Avg/Game	-	0-0

Team Results

Date	Opponent		Score	Att.
12/03/2024	at Providence	L	64-83	12005
01/04/2025	at Houston	L	55-86	7035
01/11/2025	at TCU	L	67-71	4752
01/18/2025	at Utah	Lot	72-73	15558
01/21/2025	at Colorado	W	83-67	6166



2024-25 NEUTRAL STATS

Game Records

Record	Overall	Home	Away	Neutral
ALL GAMES	2-1	0-0	0-0	2-1
CONFERENCE	0-0	0-0	0-0	0-0
NON-CONFERENCE	2-1	0-0	0-0	2-1

Score by Periods

Team	1st	2nd	OT	TOT
BYU	114	103	8	225
Opponents	91	96	19	206

Team Box Score

No.	Player				Total		3-Point		F-Throw		Rebounds													
		GP-GS	MIN	AVG	FG-FGA	FG%	3FG-3FGA	3FG%	FT-FTA	FT%	OFF	DEF	TOT	AVG	PF	DQ	A	TO	BLK	STL	PTS	AVG		
3	DEMIN, Egor	2-2	64:10	32.1	8-20	.400	2-11	.182	6-9	.667	4	10	14	7.0	6	0	8	7	2	1	24	12.0		
45	TRAORE, Fousseyni	3-0	57:12	19.1	12-18	.667	0-0	.000	10-10	1.000	4	10	14	4.7	7	0	5	4	1	1	34	11.3		
6	CATCHINGS, Kanon	3-3	78:32	26.2	11-26	.423	7-15	.467	3-7	.429	3	4	7	2.3	9	0	2	4	1	0	32	10.7		
15	SAUNDERS, Richie	3-3	61:31	20.5	9-21	.429	4-10	.400	9-10	.900	2	6	8	2.7	5	0	1	2	0	4	31	10.3		
21	KNELL, Trevin	3-1	66:16	22.1	10-19	.526	6-14	.429	4-4	1.000	1	3	4	1.3	8	0	3	1	0	2	30	10.0		
25	BAKER, Dawson	3-0	59:58	20.0	7-21	.333	3-10	.300	3-4	.750	2	10	12	4.0	6	0	4	7	0	1	20	6.7		
0	MAG, Mawot	2-0	24:18	12.2	4-5	.800	3-4	.750	0-0	.000	1	3	4	2.0	1	0	1	0	1	1	11	5.5		
30	HALL, Dallin	3-3	86:15	28.7	5-17	.294	2-10	.200	3-4	.750	4	6	10	3.3	4	0	13	6	0	2	15	5.0		
5	BOSKOVIC, Mihailo	3-0	41:34	13.9	4-10	.400	3-7	.429	4-4	1.000	2	4	6	2.0	2	0	1	5	0	0	15	5.0		
13	KEITA, Keba	3-3	62:02	20.7	3-8	.375	0-0	.000	2-4	.500	5	17	22	7.3	7	0	5	2	2	1	8	2.7		
2	CRAWFORD, Elijah	2-0	14:23	7.2	2-3	.667	1-2	.500	0-0	.000	0	0	0	0.0	2	0	0	0	0	0	5	2.5		
1	STEWART, Trey	2-0	06:10	3.1	0-1	.000	0-1	.000	0-0	.000	1	0	1	0.5	1	0	0	0	0	0	0	0.0		
51	MCGREGOR, Jared	1-0	00:40	0.7	0-0	.000	0-0	.000	0-0	.000	0	0	0	0.0	0	0	0	0	0	0	0	0.0		
12	TRIPPLE, Townsend	1-0	00:40	0.7	0-0	.000	0-0	.000	0-0	.000	0	1	1	1.0	1	0	0	0	0	0	0	0.0		
4	KOZLOWSKI, Brody	1-0	00:40	0.7	0-0	.000	0-0	.000	0-0	.000	0	0	0	0.0	0	0	0	0	0	0	0	0.0		
20	TRIPLETT, Max	1-0	00:40	0.7	0-0	.000	0-0	.000	0-0	.000	0	0	0	0.0	0	0	0	0	0	0	0	0.0		
Team											2	7	9				6							
Total		3	625		75-169	.444	31-84	.369	44-56	.786	31	81	112	37.3	59	0	43	44	7	13	225	75.0		
Opponents		3	625		72-169	.426	20-64	.313	42-58	.724	25	71	96	32.0	53	2	30	32	6	16	206	68.7		

Team Statistics

	BYU	OPP
Scoring	225	206
Points per game	75.0	68.7
Scoring margin	+6.3	-
Field goals-att	75-169	72-169
Field goal pct	.444	.426
3 point fg-att	31-84	20-64
3-point FG pct	.369	.313
3-pt FG made per game	10.3	6.7
Free throws-att	44-56	42-58
Free throw pct	.786	.724
F-Throws made per game	14.7	14.0
Rebounds	112	96
Rebounds per game	37.3	32.0
Rebounding margin	+5.3	-
Assists	43	30
Assists per game	14.3	10.0
Turnovers	44	32
Turnovers per game	14.7	10.7
Turnover margin	-4.0	-
Assist/turnover ratio	1.0	0.9
Steals	13	16
Steals per game	4.3	5.3
Blocks	7	6
Blocks per game	2.3	2.0
Winning streak	2	-
Home win streak	0	-
Attendance	0	0
Home games-Avg/Game	0-0	0-0
Neutral site-Avg/Game	-	3-6406

Team Results

Date	Opponent		Score	Att.
11/28/2024	vs Ole Miss	Lot	85-96	4000
11/29/2024	vs NC State	W	72-61	4000
12/14/2024	vs Wyoming	W	68-49	11217



0
1
2
3
4
5
6
7
12



MAWOT MAG

Forward | 6-7 | Senior
Melbourne, Australia
Prolific Prep/Rutgers

muh-WIT

	PTS	REB	AST	FG%	3FG%	FT%	MIN
SEA	5.1	1.7	0.4	.534	.320	.727	14.2
BAYLOR	0.0	0.0	0.0	.000	.000	.000	0.0
BIG 12	5.8	2.1	0.4	.514	.214	.583	17.7
CAR	5.4	2.9	0.7	.455	.274	.710	17.2
LAST GAME vs. Cincinnati (Jan. 25, 2025)							
PTS	REB	AST	STL	BLK	MIN		
3	2	0	2	0	24		

Season-high 11 points in win over Wyoming... tied a career-high with three 3-pointers... spent four seasons at Rutgers... appeared in 80 games including 41 starts... scored 440 points... shooting 44.3 percent from the field, 26.3 percent from three and 70.7 percent from the free throw line... scored in double figures 17 times (12-5) including nine times during his final season in New Jersey... recorded first and only double-double against Iowa on Jan. 6, 2024... finished with 24 points and 10 rebounds against the Hawkeyes, including a career-high five offensive rebounds... born in Sudan, then moved to Melbourne, Australia at two years old...

	PTS	REB	AST	STL	BLK	MIN
Season High	11	5	1 (7x)	2	2	25
Career High	24	10	4 (2x)	3 (3x)	2 (4x)	38



TREY STEWART

Guard | 6-2 | Senior
American Fork, Utah
American Fork High School

	PTS	REB	AST	FG%	3FG%	FT%	MIN
SEA	0.5	0.2	0.1	.400	.400	.000	3.2
BAYLOR	0.0	0.0	0.0	.000	.000	.000	1.5
BIG 12	0.4	0.4	0.2	.429	.250	.000	3.7
CAR	1.4	1.2	0.8	.318	.185	.550	7.7
LAST GAME vs. Cincinnati (Jan. 25, 2025)							
PTS	REB	AST	STL	BLK	MIN		
0	0	0	0	0	1		

NABC Honors Court (2024)... Academic All-Big 12 First Team (2024)... WCC All-Academic Honorable Mention (2023)... WCC Commissioner's Honor Roll - Bronze (2022, 2023)... appeared in 64 games including four starts during three year career at BYU... appeared in 26 games as a junior including first career start in season opening win over Houston Christian... also scored a career-high 10 points against the Huskies... had three or more assists four times... multiple steals in three games including career-high three in win over Denver... owner of Default Happiness... has made custom clothing for Dwayne Wade, Jordan Clarkson, Puka Nacua...

	PTS	REB	AST	STL	BLK	MIN
Season High	3 (2x)	1	1	2	0	9
Career High	10	6	8	4	2 (5x)	23



ELIJAH CRAWFORD

Guard | 6-2 | Freshman
Augusta, Georgia
Brewster Academy

	PTS	REB	AST	FG%	3FG%	FT%	MIN
SEA	1.5	0.9	0.8	.348	.222	.714	6.6
BAYLOR	0.0	0.0	0.0	.000	.000	.000	0.0
BIG 12	1.0	0.0	0.0	1.000	1.000	.000	1.8
CAR	1.5	0.9	0.8	.348	.222	.714	6.6
LAST GAME vs. Cincinnati (Jan. 25, 2025)							
PTS	REB	AST	STL	BLK	MIN		
5	0	0	0	0	1		

Scored a career-high five points in win over Wyoming... prepped at Brewster Academy... named MaxPreps.com New Hampshire Player of the Year as a senior... ranked No. 96 in ESPN 100... four-star recruit (247Sports, On3, ESPN)... averaged 12.0 points, 4.3 assists, 3.4 rebounds and 1.6 steals per game as a senior... shot 46.0 percent from the field, 40.0 percent from three and 90.0 percent from the free throw line... helped Augusta Christian win the state title as a sophomore... 15U EYBL Peach Jam Champion... cousin, Vontege Cummings, played at Pitta and overseas...

	PTS	REB	AST	STL	BLK	MIN
Season High	5 (2x)	4 (2x)	4 (2x)	2 (2x)	0	16
Career High	5 (2x)	4 (2x)	4 (2x)	2 (2x)	0	16



EGOR DEMIN

Guard | 6-9 | Freshman
Moscow, Russia
Real Madrid

yay-GORE di-min

	PTS	REB	AST	FG%	3FG%	FT%	MIN
SEA	10.9	4.3	5.9	.430	.296	.667	28.8
BAYLOR	0.0	0.0	0.0	.000	.000	.000	0.0
BIG 12	8.6	3.9	6.0	.358	.188	.652	28.4
CAR	10.9	4.3	5.9	.430	.296	.667	28.8
LAST GAME vs. Cincinnati (Jan. 25, 2025)							
PTS	REB	AST	STL	BLK	MIN		
15	5	7	0	0	25		

Big 12 Newcomer of the Week (Nov. 11, Nov. 18)... dished out a BYU debut record 11 assists in win over Central Arkansas... his 11 assists are also tied for the fourth-most by a freshman... one of two Big 12 freshmen to have 10+ points and 10+ assists in a season opener (Oklahoma's Trae Young)... ranked as 89th best player in college basketball according to ESPN... named one of 25 impact freshmen by College Hoops Today... first five-star recruit in program history (247Sports)... 22nd youngest player in NCAA Division I men's basketball... spent three years at Real Madrid... helped them win back-to-back Adidas Next Generation Tournament titles...

	PTS	REB	AST	STL	BLK	MIN
Season High	20	11	11	4 (2x)	3	37
Career High	20	11	11	4 (2x)	3	37



BRODY KOZLOWSKI

Forward | 6-8 | Freshman
Draper, Utah
Corner Canyon High School

cause-LOU-ski

	PTS	REB	AST	FG%	3FG%	FT%	MIN
SEA	0.9	0.4	0.0	.500	.500	1.000	3.3
BAYLOR	0.0	0.0	0.0	.000	.000	.000	0.0
BIG 12	0.0	0.0	0.0	.000	.000	.000	2.2
CAR	0.9	0.4	0.0	.500	.500	1.000	3.3
LAST GAME vs. Cincinnati (Jan. 25, 2025)							
PTS	REB	AST	STL	BLK	MIN		
0	0	0	0	0	1		

Scored career-high eight points in win over Florida A&M... knocked down two 3-pointers... prepped at Corner Canyon High School... valedictorian... four-star recruit (ESPN, rivals.com)... No. 94 player in ESPN 100... McDonald's All-American nominee... two-time Utah 6A Player of the Year... averaged 24.0 points and 8.6 rebounds per game as a senior... recorded four double-doubles including 29-point, 16-rebound performance against Copper Hills... averaged 16.9 points and 10.9 rebounds per game as a junior... named MaxPreps Utah Player of the Year... Adidas All-American... helped Utah Prospects win Adidas 17U... originally signed with USC prior to joining BYU...

	PTS	REB	AST	STL	BLK	MIN
Season High	8	3	0	1	0	13
Career High	8	3	0	1	0	13



MIHAILO BOSKOVIC

Forward | 6-10 | Junior
Uzice, Serbia
Igokea m-tel

mi-HIGH-low boss-KOW-vick

	PTS	REB	AST	FG%	3FG%	FT%	MIN
SEA	3.6	2.1	0.5	.386	.231	.778	12.7
BAYLOR	0.0	0.0	0.0	.000	.000	.000	0.0
BIG 12	2.0	1.5	0.5	.667	.500	.750	6.6
CAR	3.6	2.1	0.5	.386	.231	.778	12.7
LAST GAME vs. Cincinnati (Jan. 25, 2025)							
PTS	REB	AST	STL	BLK	MIN		
0	0	0	0	0	1		

Made collegiate debut in win over Central Arkansas... finished with 11 points and two blocks in 19 minutes off the bench... 2022 FIBA U20 European Champion, Division B Most Valuable Player... averaged 12.3 points, 6.6 rebounds, 2.1 assists and a block per game helping the Serbia go undefeated and claim title... joined BYU in summer after spending last season with KK Igodea m-tel in Bosnia's top league... spent two seasons at KK Dynamic of the Serbian KLS... appeared in 28 games including 26 starts in 2022-23... averaged 13.1 points, 5.9 rebounds, 1.5 blocks and 1.2 assists per game...

	PTS	REB	AST	STL	BLK	MIN
Season High	11	5	2 (2x)	2	2	20
Career High	11	5	2 (2x)	2	2	20



KANON CATCHINGS

Forward | 6-9 | Freshman
Brownsburg, Indiana
Overtime Elite

Cannon

	PTS	REB	AST	FG%	3FG%	FT%	MIN
SEA	8.7	2.7	1.0	.401	.333	.500	21.4
BAYLOR	0.0	0.0	0.0	.000	.000	.000	0.0
BIG 12	5.4	1.3	0.3	.400	.360	.545	15.7
CAR	8.7	2.7	1.0	.401	.333	.500	21.4
LAST GAME vs. Cincinnati (Jan. 25, 2025)							
PTS	REB	AST	STL	BLK	MIN		
9	2	0	1	0	16		

9th most 3-point field attempts and makes by freshman in program history... scored career-high 21 points in win over Florida A&M... knocked down five 3-pointers against Ole Miss, tied for seventh-most by a freshman... four-star recruit (ESPN, 247Sports, On3)... No. 35 player in ESPN Top 100... attended Damian Lillard's Formula Zero during the summer... first player from Indiana to play for Overtime Elite... averaged 14.4 points and 5.7 rebounds per game with OTE's Cold Hearts... prepped at Brownsburg High School... averaged 17.5 points and 4.8 rebounds per game as a junior... Mother, Tauja, played college basketball at Illinois... two-time All-American...

	PTS	REB	AST	STL	BLK	MIN
Season High	21	7	3 (3x)	3	3	32
Career High	21	7	3 (3x)	3	3	32



KHADIM MBOUP

Forward | 6-9 | Freshman
Dakar, Senegal
NBA Academy Africa

	PTS	REB	AST	FG%	3FG%	FT%	MIN
SEA	0.0	0.0	0.0	.000	.000	.000	0.0
BAYLOR	0.0	0.0	0.0	.000	.000	.000	0.0
BIG 12	0.0	0.0	0.0	.000	.000	.000	0.0
CAR	0.0	0.0	0.0	.000	.000	.000	0.0
LAST GAME vs. Florida A&M (Dec. 20, 2024)							
PTS	REB	AST	STL	BLK	MIN		
0	0	0	0	0	2		

Joined team in December... spent three years at Basketball Africa League (BAL)... played under current assistant coach Will Voigt... averaged 7.7 points and 5.7 rebounds per game for NBA Academy Africa in 2023 Road to BAL qualifying... ranked third in steals per game (2.5) at 2023 NBA Academy Games... also averaged 6.3 rebounds per contest...

	PTS	REB	AST	STL	BLK	MIN
Season High	0	0	0	0	0	0
Career High	0	0	0	0	0	0



TOWNSEND TRIPPLE

Forward | 6-8 | Sophomore
Meridian, Idaho
Rocky Mountain High School

	PTS	REB	AST	FG%	3FG%	FT%	MIN
SEA	0.0	0.3	0.0	.000	.000	.000	1.4
BAYLOR	0.0	0.0	0.0	.000	.000	.000	0.0
BIG 12	1.5	1.0	0.0	.500	.500	.000	4.7
CAR	1.2	0.8	0.1	.500	.143	.900	3.0
LAST GAME vs. Florida A&M (Dec. 20, 2024)							
PTS	REB	AST	STL	BLK	MIN		
0	0	0	0	0	2		

Made collegiate debut in season opener against Houston Christian... appeared in 14 of 34 games as a redshirt freshman... scored a career-high six points in win over Bellarmine... returned from two-year mission for the Church of Jesus Christ of Latter-Day Saints in Cordoba, Argentina during the summer... wore No. 24 as a true freshman in 2020-21... did not appear in a game... graduated from Rocky Mountain High School... averaged 15 points, 6.1 rebounds and 1.3 blocks as a senior... first team all-state... four-time All Academic... Eagle Scout... father, Trent, played football at Air Force... grandpa, Tony Tripple, played football at BYU...

	PTS	REB	AST	STL	BLK	MIN
Season High	0	1	0	0	1	2 (3x)
Career High	6	3 (2x)	1	1 (3x)	1	8

13

**KEBA
KEITA**Forward | 6-9 | Junior
Bamako, Mali
Wasatch Academy/Utah

kay-BUH kay-TAH

	PTS	REB	BLK	FG%	3FG%	FT%	MIN
SEA	6.4	8.4	0.7	.607	.000	.424	20.3
BAYLOR	0.0	0.0	0.0	.000	.000	.000	0.0
BIG 12	5.6	7.6	0.8	.553	.000	.429	21.1
CAR	5.9	5.3	0.9	6.09	.000	.507	15.0
LAST GAME vs. Cincinnati (Jan. 25, 2025)							
PTS	REB	AST	STL	BLK	MIN		
4	7	1	0	0	25		

55th in nation in rebounds per game... 5th in Big 12... began his collegiate career at Utah... appeared in 66 games including 13 starts during two seasons on The Hill... scored 382 points with 294 rebounds, 113 of those on the offensive glass, and 60 blocks... shot 61.0 percent from the field... scored in double figures 12 times... three double-doubles... double-digit rebounds four times... near consensus four-star recruit and Top 5 recruit in the state of Utah at Wasatch Academy... ESPN 100 recruit, No. 84... led NIBC in rebounding as a senior with 9.5 boards per game... NIBC Defensive Player of the Year... also attended American Heritage High School...

	PTS	REB	AST	STL	BLK	MIN
Season High	14	13	3 (3x)	1 (8x)	3	25
Career High	23	15	3 (4x)	3	3(5x)	35

15

**RICHIE
SAUNDERS**Guard | 6-5 | Junior
Riverton, Utah
Wasatch Academy


saw-N-ders

	PTS	REB	AST	FG%	3FG%	FT%	MIN
SEA	14.9	4.1	1.3	.516	.452	.727	27.8
BAYLOR	7.0	3.5	1.0	.583	.000	.000	20.0
BIG 12	11.6	4.0	1.0	.519	.433	.720	24.0
CAR	9.1	3.4	1.0	.503	.385	.709	20.3
LAST GAME vs. Cincinnati (Jan. 25, 2025)							
PTS	REB	AST	STL	BLK	MIN		
21	5	1	1	0	32		

Rady Children's Invitational All-Tournament Team... career-high 30 points in win over Arizona State... scored in double figures 32 times, 11 of those coming in 2024-25... 18th in program history in career 3-point field goal percentage... scored in double figures in three consecutive games for the first time in his career... career-high nine rebounds in win over Nicholls on Nov. 19, 2022... married to former BYU women's basketball player Sierra Johnson... Prepved at Wasatch Academy with current teammate Fousseyni Traore... learning and speaks four languages (english, malagasy, spanish, french)... father was an all-conference player at UC Davis.

	PTS	REB	AST	STL	BLK	MIN
Season High	30	8	4	4	3	40
Career High	30	9	4 (4x)	4	3	40

20

**MAX
TRIPLETT**Forward | 6-9 | Junior
Huntsville, Utah
Weber High School/Snow College

	PTS	REB	AST	FG%	3FG%	FT%	MIN
SEA	0.0	1.0	0.2	.000	.000	.000	1.4
BAYLOR	0.0	0.0	0.0	.000	.000	.000	0.0
BIG 12	0.0	0.0	0.0	.000	.000	.000	1.0
CAR	0.0	1.0	0.2	.000	.000	.000	1.4
LAST GAME vs. Arizona State (Dec. 31, 2024)							
PTS	REB	AST	STL	BLK	MIN		
0	0	0	0	0	1		

Made BYU debut in win over Queens... NCAAA Academic All-American (2023, 2024)... All-Scenic West Second Team (2024)... Snow College Male Athlete of the Year (2024)... Scenic West Athletic Conference Player of the Week... spent two years at Snow College playing for former BYU assistant coach Andrew May... appeared in 57 games including 31 starts during time in Ephraim... averaged 9.8 points and 5.4 rebounds per game... shot 58.6 percent from the field, 25.0 percent from three and 62.9 percent from the free throw line... scored in double 27 times including seven games with 20-plus...

	PTS	REB	AST	STL	BLK	MIN
Season High	0	3	1	0	1	3
Career High	0	3	1	0	1	3

21

**TREVIN
KNELL**Guard | 6-5 | Senior
North Salt Lake, Utah
Woods Cross High School

truh-WIN NELL

	PTS	REB	AST	FG%	3FG%	FT%	MIN
SEA	10.0	2.4	1.0	.488	.439	.730	21.2
BAYLOR	14.0	3.0	0.5	.526	.500	.667	30.0
BIG 12	10.0	3.6	1.0	.429	.378	.741	23.8
CAR	7.2	2.1	0.9	.443	.396	.725	18.3
LAST GAME vs. Cincinnati (Jan. 25, 2025)							
PTS	REB	AST	STL	BLK	MIN		
8	1	2	3	2	24		

Two-time WCC All-Academic... NABC Honor Court... career-high 27 points in Big 12 opener against Cincinnati... went 9-of-14 from 3-point range... tied for the second-most 3-pointers in a single game in program history... tied for most 3-pointers in a game at the Marriott Center... 12th in program history in 3-point field goal percentage... 7th most made 3-pointers made in program history... 11th most wins in program history... 9th most games played... missed 2022-23 season due to shoulder injury suffered during summer workouts... served two-year mission in Uruguay... married to Tatum Knell, who owns a bridal boutique...

	PTS	REB	AST	STL	BLK	MIN
Season High	22	10	2 (5x)	3 (2x)	1 (2x)	28
Career High	27	10	5	3 (3sx)	1 (9x)	34

25

**DAWSON
BAKER**Guard | 6-4 | Redshirt Junior
Coto De Caza, California
Capistrano Valley High School/UC Irvine

	PTS	REB	AST	FG%	3FG%	FT%	MIN
SEA	8.5	2.1	1.6	.477	.385	.737	18.4
BAYLOR	0.0	0.0	0.0	.000	.000	.000	0.0
BIG 12	6.3	1.6	1.2	.458	.333	.833	15.7
CAR	11.7	2.5	1.3	.465	.373	.787	24.0
LAST GAME vs. Cincinnati (Jan. 25, 2025)							
PTS	REB	AST	STL	BLK	MIN		
11	1	2	0	0	15		

Scored a season-high 22 points in win over Queens... scored over 1,000 points during three-year career at UC Irvine... appeared in 79 games including 71 starts... 2021 Big West Freshman of the Year... scored in double figures 55 times including 32 times last season... one career double-double... 17-point, 10 rebounds against Hawaii on January 19, 2023... brother, Dusty, played at Weber State... brother, Davis, played at Southern Utah earning All-Summit League honors... served mission for Church of Jesus Christ of Latter-Day Saints in Micronesia, Guam... married to Maddy Weeks in the summer of 2024...

	PTS	REB	AST	STL	BLK	MIN
Season High	22	5	5	2	0	30
Career High	33	10	6	4 (2x)	1 (8x)	36

30

**DALLIN
HALL**Guard | 6-4 | Junior
Plain City, Utah
Fremont High School

DALIN

	PTS	REB	AST	FG%	3FG%	FT%	MIN
SEA	6.1	2.4	3.8	.373	.367	.783	25.9
BAYLOR	10.0	4.5	5.5	.444	.250	.667	29.0
BIG 12	7.7	3.5	4.7	.392	.350	.686	29.8
CAR	7.8	2.6	4.1	.411	.363	.652	25.1
LAST GAME vs. Cincinnati (Jan. 25, 2025)							
PTS	REB	AST	STL	BLK	MIN		
0	2	3	0	0	20		

All-Big 12 Honorable Mention... ranks EIGHTH in program history in career assists per game... ranks SECOND in career assist-to-turnover ratio... 14th most assists in program history... one of 15 players in nation with 12:1 assist-to-turnover ratio in a game in 2023-24... scored in double figures 26 times including career-high 23 against Saint Mary's... WCC All-Freshman Team... 6th most assist by freshman in program history... was first freshman to lead team in assists since Matt Carlino in 2011-12... 18th most assist in the nation among freshman... Utah Gatorade Player of the Year as a senior...

	PTS	REB	AST	STL	BLK	MIN
Season High	14 (2x)	5 (2x)	7	2 (2x)	0	34
Career High	23	7	12	4	1 (3x)	36 (2x)

45

**FOUSSEYNI
TRAORE**Forward | 6-6 | Senior
Bamako, Mali
Wasatch Academy

fouss-SAY-nay try-OR-ay

	PTS	REB	BLK	FG%	3FG%	FT%	MIN
SEA	9.4	6.1	0.5	.623	.333	.833	18.8
BAYLOR	6.0	1.0	0.0	.000	.000	.500	10.0
BIG 12	9.6	5.0	0.6	.613	.000	.676	17.4
CAR	10.8	7.1	0.9	.608	.333	.754	21.9
LAST GAME vs. Cincinnati (Jan. 25, 2025)							
PTS	REB	AST	STL	BLK	MIN		
4	3	2	0	0	13		

7-foot-2 wingspan... All-Big 12 Honorable Mention... career-high 29 points in win over Idaho... went Marriott Center record 11-of-12 from the field... WCC 2nd Team all-conference... WCC all-academic... 2022-23 CSC academic all-district... **Program record holder in career field goal percentage all-time and conference play...** scored in double figures 61 times... scored 20-plus seven times... BYU is 15-5 when he records a double-double... led BYU in rebounding 53 times... 26 games with 10 or more rebounds... Fouss Foundation is currently building an all sports court in Mali...

	PTS	REB	AST	STL	BLK	MIN
Season High	29	12	5 (2x)	2	2 (2x)	25
Career High	29	19	5 (5x)	3 (2x)	4	37

51

**JARED
MCGREGOR**Guard | 6-3 | Junior
Saratoga Springs, Utah
Westlake High School

	PTS	REB	AST	FG%	3FG%	FT%	MIN
SEA	1.0	0.0	0.3	.333	.333	.000	1.5
BAYLOR	0.0	0.0	0.0	.000	.000	.000	0.0
BIG 12	0.0	0.0	0.0	.000	.000	.000	1.3
CAR	0.8	0.1	0.1	.333	.385	.500	1.6
LAST GAME vs. Florida A&M (Dec. 20, 2024)							
PTS	REB	AST	STL	BLK	MIN		
4	0	0	0	0	2		

2-of-6 from 3-point range in 2023-24... appeared in career-high 10 games in 2023-24... made first collegiate 3-pointer in BYU's win over Western Oregon... spent the 2021-22 season as a manager... second Team All-Region honors as a senior at Westlake High School... Played in Utah 6A All-Star Game... Holds multiple school records... his late father, Mark, was an All-American swimmer at BYU... served a mission for the Church of Jesus Christ of Latter-Day Saints in Spokane, Wash... has traveled to China (2x), Australia and Mali... enjoys snowmobiling...

	PTS	REB	AST	STL	BLK	MIN
Season High	4	0	1	0	0	2 (3x)
Career High	6	2	1 (2x)	0	0	3 (2x)

HC

**KEVIN
YOUNG**1st Season at BYU
Atlanta, Georgia
Clayton State, 2004

	GAMES	W	L	HOME	AWAY	NEUTRAL
BAYLOR	0	0	0	0-0	0-0	0-0
BIG 12	8	4	4	3-1	1-3	0-0
NON-CONF	11	9	2	7-0	0-1	2-1
CAR	19	13	6	10-1	1-4	2-1

10th head coach in program history to win first game in charge... largest margin of victory among those coaches (33 points)... fourth-fastest head coach to win 10 games... named the 19th head coach in BYU men's basketball program history on April 16, 2024... no stranger to the highest level of basketball, Young was one of the most sought after assistants in the latest NBA hiring cycle before choosing to come to BYU... prior to returning to the college game for the first time since working under Dick Hunsaker at Utah Valley, Young was on staff for the Phoenix Suns for four years including the last three as an associate head coach... He helped the organization reach the playoffs every year including a run to the NBA Finals in 2020-21... Young was pulling double duty in the spring of 2024 as he was still helping the Suns during their run in the NBA Playoffs while putting together a coaching staff and recruiting... Born in Salt Lake City, Utah, Young grew up in Marietta, Georgia attending Sprayberry High School... Young is married to Melissa (Bailey) Young and they have two sons and a daughter...