



BAYLOR

MEN'S BASKETBALL



GAME 17



TCU (9-7, 2-3 Big 12) vs. 25/24 **BAYLOR** (11-5, 3-2 Big 12)

Jan. 19, 2025 • 4:00 pm CT • ESPN and The ESPN App • Listen: Baylor Sports Media Network via ESPN Central Texas
Waco, Texas • Foster Pavilion (7,500) • Social Media: @BaylorMBB | #SicEm | #CultureofJOY

MEDIA INFORMATION

TV: ESPN and the ESPN App

Talent: Rich Hollenberg (pxp), Fran Fraschilla (analyst)

BU Radio: Baylor Sports Media Network via ESPN

Central Texas 1660 AM & 92.3 FM

Talent: John Morris (pxp), Pat Nunley (analyst)

Satellite Radio: Sirius 200, or on the [SXM App](#)

Social Media: @BaylorMBB | #SicEm | #CultureofJOY

All-Time Series Baylor leads 107-87

Drew Era Baylor leads 18-6

Waco Baylor leads 57-40

Fort Worth Baylor leads 45-43

Neutral Baylor leads 5-3

Last Meeting BU Won 62-54 on Feb. 26, 2024

2024-25 SCHEDULE & RESULTS

DATE	BU	OPP	OPPONENT	TV	TIME/SCORE
N4	8/8	6/7	at Gonzaga ¹	ESPN2	L, 63-101
N9	8/8	16/16	Arkansas ²	ESPNU	W, 62-67
N12	12/14	-	SAM HOUSTON	ESPN+	W, 104-67
N17	12/14	-	TARLETON	ESPN+	W, 104-41
N21	13/14	22/21	vs. St. Johns ²	CBSSN	W, 99-98 ^{OT}
N22	13/14	11/9	vs. Tennessee ²	CBSSN	L, 62-77
N27	17/18	-	NEW ORLEANS	ESPN+	W, 91-60
D4	15/16	25/rv	vs. UCONN ³	FS1	L, 76-72
D9	rv/25	-	ACU	CBSSN	W, 88-57
D11	rv/25	-	NORFOLK STATE	ESPN+	W, 94-69
D27	25/23	-	ARLINGTON BAPTIST	ESPN+	W, 107-53
D31	25/21	-	• UTAH	ESPN+	W, 81-56
J4	25/21	3/3	• at Iowa State	CBS	L, 55-74
J7	rv/rv	rv/rv	• CINCINNATI	ESPN+	W, 68-48
J11	rv/rv	-	• at Arizona State	ESPN+	W, 72-66
J14	25/24	rv/rv	• at Arizona	ESPN	L, 70-81
J19	25/24	-	• TCU	ESPN	4 pm
J22	-	-	• KANSAS STATE	ESPNU	8 pm
J25	-	-	• at Utah	ESPN2	3:30 pm
J28	-	-	• at BYU	ESPN2	8 pm
F1	-	-	• KANSAS	ESPN	3 pm
F4	-	-	• at Texas Tech	ESPN/2	8 pm
F8	-	-	• UCF	ESPN+	1 pm
F10	-	-	• at Houston	ESPN	8 pm
F15	-	-	• WEST VIRGINIA	ESPN/2	1 pm
F17	-	-	• ARIZONA	ESPN	9 pm
F22	-	-	• at Colorado	ESPN	3 pm
F25	-	-	• at Cincinnati	ESPN2	6 pm
M1	-	-	• Oklahoma State	ESPN+	7 pm
M4	-	-	• at TCU	ESPN+	7 pm
M8	-	-	• HOUSTON	ESPN/2	8 pm
M11-M15	-	-	Big 12 Championship	TBD/TBD	

SCHEDULE KEY

1 — Veterans Memorial Arena; Spokane, Wash
2 — American Airlines Center; Dallas, Texas
3 — Continental Tire Baha Mar Championship; Nassau, Bahamas
4 — Big 12-Big East Battle; Storrs, Conn. (Gampel Pavilion)
5 — Big 12 Championship; Kansas City, Mo. (T-Mobile Center)

Rankings: AP/Coaches at time of game; All times Central

BAYLOR ATHLETICS COMMUNICATIONS

MATT ROBERTS *Director of Athletic Communications*

254-227-2280 • WM_Roberts@baylor.edu

STORY LINES

- No. 25/24 Baylor returns home for a Sunday matinee against in-state rival TCU at 4 p.m. on ESPN
- The Bears are in the midst of a 10-game home winning streak, the third-longest active streak in the Big 12 and its longest since a 12-game streak from Jan. 2022-Jan. 2023
- Averaging 92.1 points per game at Foster Pavilion this year, the Bears are outscoring teams by an average of 35.8 points at home (22.5 ppg in Big 12 Play)
- BU enters this contest winners of seven of the last 10 and 18 of the last 24 against the Frogs
- In the last meeting, Baylor held TCU to its regular-season low 54 points in a 62-54 win in Cowtown
- The last time these two teams matched up at Foster Pavilion TCU outlasted Baylor 105-102 in a triple-overtime thriller
- The game was Baylor's first triple OT game since a five overtime game on Jan. 23, 2008 at Texas A&M and was just the fourth time in program history a game has gone at least three overtimes
- Last time out, Baylor trailed by as many as 27 in the second half at Arizona but used a 20-6 run late to get within nine, before falling 81-70 to the Wildcats
- Down by 23 at the break, BU scored 51 second-half points, its most in a half against a power-conference foe this season and the most since getting 53 in the second-half against Texas on March 4, 2024
- Baylor's five losses have all come against teams that have been ranked in the top-10 at some point this season, while Gonzaga, Tennessee, UConn and Iowa State have been ranked in the top 3
- BU returned to the AP Top-25 after a brief absence last week, and have now been ranked in 103 of the last 107 polls
- According to KenPom, BU has played the third-hardest schedule in the country entering the weekend
- BU is 166-100 in Big 12 play in 15 seasons since 2010 after going 59-149 in the league's first 13 seasons
- Baylor is one of five programs to be ranked inside the top-10 in each of the last six seasons
- The Bears' front-court force of **Norchad Omier** and **Josh Ojjanwuna** are each tied for second in the conference averaging 9.2 rebounds a game in Big 12 play, the only team in the league with two players in the top-10
- **Josh Ojjanwuna** recorded his third double-double in the last five games with 12 points and a career-high 17 rebs
- **Ojjanwuna's** 17 rebounds against Arizona State were the most by a Baylor player against a Big 12 opponent since Freddie Gillespie had 17 at TCU on Feb. 29, 2020
- The Bears lead the conference and rank fifth in the Power-5 with 13.7 offensive rebounds per game
- Sitting at +3.1 BU is third in the Big 12 and 15th in the Power-5 in turnover margin
- Baylor is one of two Big 12 (ISU), nine Power-4, and 15 Division 1 teams with 5+ players averaging double figures
- **Drew** is one of just seven active coaches with at least 450 wins at their current institution (Mark Few, Tom Izzo, Bill Self, Greg Kampe, Randy Bennett, Matt Painter)
- One of six active coaches who have won a national title, **Drew** will see four of the five other coaches as a part of its regular-season schedule. **Drew** has wins against John Calipari & Rick Pitino, with his only loss coming to Dan Hurley in Dec.
- **Omier**, The NCAA's active leader in career rebounds (1,478), double-doubles (76) and rebound average (10.9), while sitting 10th in career points (2,062)
- The senior is just 22 rebounds from becoming the 13th player in NCAA history with 2,000+ points and 1,500+ rebounds
- **Omier** is tied for 14th in NCAA history with 76 career double-doubles, with two more, he will tie three players including Lou Alcindor (**Kareem Abdul-Jabbar**) for the 11th-most in NCAA history

TEAM INFORMATION

BAYLOR (11-5, 3-2 Big 12)	
Ranking	25 — AP, 24 — Coaches
Head Coach	Scott Drew (Butler, 1993)
Career Record	475-260 (23rd season)
BU Record	455-249 (22nd season)
vs. TCU	18-6

TCU (9-7, 2-3 Big 12)

Ranking	NR — AP, NR — Coaches
Head Coach	Jamie Dixon (TCU, 1987)
TCU Record	169-117 (Ninth Season)
Career Record	497-240 (Fourth Season)
vs. Baylor	6-9
SID	Steven Schoon — S.SCHOON@tcu.edu

BAYLOR 2024-25 STATS

#	P	NAME	YR	PPG	RPG	APG	MPG
15	F	Norchad Omier	5th	15.5	10.2	1.1*	28.0
7	G	VJ Edgecombe	Fr.	12.5	5.7	3.1	29.8
1	G	Robert Wright	Fr.	12.4	2.1	4.6	28.1
3	G	Jeremy Roach	5th	11.9	1.9	3.6	31.8
2	G	Jayden Nunn	Sr.	10.7	2.8	1.7	29.6
17	F	Josh Ojjanwuna	Jr.	8.3	7.3	0.8*	25.3
32	F	Jalen Celestine	Gr.	7.9	2.8	0.8	23.0
13	G	Langston Love	RJr.	6.5	2.5	1.0	21.9
5	F	Jason Asemota	Fr.	1.9	2.3	0.3	7.3
25	G	Omar Adegbola	RFr.	1.3	0.3	0.1	2.3
22	F	Marino Dubravcic	Fr.	1.1	0.8	0.0*	2.6
21	G	Davidson Hubbard	Gr.	0.8	0.6	0.0	2.3

* - blocks per game

GAME 17 – TCU

PRONUNCIATIONS

Omar ADEGBOLA	AH-deg-bowl-uh
Jason ASEMOTA	AH-su-MOAT-uh
Jalen CELESTINE	Cell-LESS-steen
MARINO DUBRAVCIC	Muh-REEN-o Do-BRA-wuh-chich
VJ EDGECOMBE	EDGE-comb
YANIS NDJONGA	YAW-ness JOHN-go
Josh OJIANWUNA	Oh-JON-wuh-nuh
NORCHAD OMIER	NOR-chad OH-meer

BAYLOR IN THE RANKINGS

WEEK	W/L	AP	COACHES
Preseason	0-0	8th(1,109)	8th (545)
Nov. 11	1-1	12th (806)	14th (328)
Nov. 18	3-1	13th (765)	14th (370)
Nov. 25	4-2	17th (482)	18th (244)
Dec. 2	5-2	15th (567)	16th (262)
Dec. 9	5-3	RV (150)	25th (99)
Dec. 16	7-3	RV (115)	RV (79)
Dec. 23	7-3	25 (123)	23 (83)
Dec. 30	8-3	25 (139)	21 (113)
Jan. 6	9-4	RV (32)	RV (49)
Jan. 13	11-4	25th (119)	24th (72)

ACTIVE STREAKS

CONSECUTIVE STARTS

106	Jayden Nunn (51 at BU)
30	Norchad Omier (16 at BU)
16	Josh Ojianwuna
8	VJ Edgcombe
6	Jeremy Roach

CONSECUTIVE GAMES PLAYED

106	Jayden Nunn (51 at BU)
53	Josh Ojianwuna
29	Norchad Omier (16 at BU)
16	Robert Wright
9	Jason Asemota
8	VJ Edgcombe
6	Jeremy Roach

CONSECUTIVE GAMES WITH 3-POINTER

15	Jayden Nunn
5	Norchad Omier
4	Jalen Celestine
3	VJ Edgcombe
2	Jeremy Roach

CONSECUTIVE GAMES WITH 10+ POINTS

3	VJ Edgcombe
2	Jayden Nunn

QUICK HITS

- Baylor is the only team in the country to be a top-3 seed in each of the last four NCAA Tournaments
- BU joins Gonzaga, Kansas and Houston as one of four teams to win a game in each of the last five NCAA Tournaments.
- The Bears are the only team in the Big 12 with 11+ conference wins in a Power-5 conference in five-straight seasons.
- The Bears have now been ranked in the top-10 for a sixth-straight year, one of just five programs (Duke, Gonzaga, Kentucky and Kansas) to accomplish that feat.
- Selected 19th overall by the New Orleans Pelicans in June's NBA Draft, **Ja'Kobe Walter** gave BU four-straight top-19 picks for the first time in program history, the only school in the country to claim that distinction (**Keyonte George** 16th overall to Utah, **Jeremy Sochan** 9th overall to San Antonio in 2022 **Davion Mitchell** 9th overall to Sacramento in 2021).
- The Bears have had 13 picks in the last 12 drafts, which is the most in the state of Texas and second-most in the Big 12 since 2012
- Baylor is on a school-record streak of 12-consecutive postseason appearances, the nations fifth-longest active streak
- The Bears have gone to 10 NCAA Tournaments and two National Invitation Tournaments since 2012.
- BU is 77-8 in home games over the last six seasons.
- Baylor will play its first full season in the brand-new state of the art Foster Pavilion
- Baylor has reached the 25-win milestone in three of the last five seasons and in 7 of the last 15 years. Prior to that, BU reached 25 wins just once in the program's first 103 years (25-5 in 1945-46).
- Baylor is 34-20 against ranked teams over the last six seasons, including a 16-2 mark at home.
- Baylor's 67-24 Big 12 record over the last six seasons is the second best record of any Power-5 team in that span
- Head coach **Scott Drew** is in his 22nd season at Baylor with a school-record 455 career victories.
- **Drew** is tied for the eighth longest-tenured head coach in Division I men's college basketball.
- **Drew** is a part of the second-winningest college basketball family. Entering the 2024-25 season, Scott, his brother Bryce (GCU) and their Dad Homer combined for 1,385 wins, 250 wins behind the Iba Family for most wins among father/son combinations in division I college basketball.
- Baylor is playing its 705th game of the 22-year Drew era – more than half (394) have been as a ranked team.
- Over the last six seasons, Baylor is 108-12 when leading at the half and 132-19 when taking a 2nd-half lead.
- The Bears have been ranked in 103 of the last 107 AP Polls, after having it's 36-week streak snapped on Dec. 9th
- BU spent a school-record 54-straight weeks ranked in the top-10 of the AP Poll, from Dec. 16, 2019-Dec 5, 2022.
- BU set a school-record streak of 65-straight weeks ranked in the AP Top 25 from Nov. 5, 2019 to Jan 9, 2023 (1,161 Days).
- Baylor has been ranked in all 25 spots in the AP Top 25 at some point in the last 8 years.
- Baylor has been No. 1 ranked in 4 of the last 9 seasons (Gonzaga, Duke and Kansas are only others).
- Baylor and Kansas are the only Power-5 schools to win 18+ games every year since 2008.
- BU has built double-digit leads in 127 of 163 games over the last five seasons (120-7).
- Baylor has won 90% of its games when leading at the half since 2011-12 (257-29).
- Entering 2024-25, Baylor is averaging 24.5 wins per season since 2011-12.
- Baylor's 330 wins since 2011-12 are second-most in the Big 12 behind only Kansas (366).
- Baylor is 421-179 since 2007-08, the first year Drew's staff had a full allotment of scholarships.
- Thirteen of Baylor's 14 starting point guards under Drew have earned All-Big recognition (17 of last 18 seasons).
- Baylor is 139-40 over the last six seasons, the nation's best winning percentage among Power-5 teams in that span (.777%)

2024-25 BAYLOR BASKETBALL ROSTER

NO.	NAME	POS.	HT.	WT.	CL.	EXP.	HOMETOWN/HIGH SCHOOL (PREVIOUS COLLEGE)
1	Robert Wright III	G	6-1	183	F		Wilmington Delaware/Montverde Academy
2	Jayden Nunn	G	6-4	190	S		Flint, Mich./Dream City Academy/ VCU
3	Jeremy Roach	G	6-2	180	5th		Leesburg, Va./St. Paul VI/Duke
5	Jason Asemota	F	6-8	200	F		Lynn, Mass./Hillcrest Prep
7	VJ Edgcombe	G	6-5	180	F		Bimini Bahamas/Long Island Lutheran HS
11	Kaleb Jackson	G	6-2	175	F		Lake Forest, Illinois/Carmel Catholic HS/
13	Langston Love	G	6-5	210	R-Jr		Universal City, Texas/ Montverde Academy
15	Norchad Omier	F	6-7	244	5th		Bluefields Nicaragua/Miami Prep (Fla.)/ Arkansas State/ Miami
17	Josh Ojianwuna	F	6-10	230	Jr		Asaba, Nigeria/NBA Global Academy
21	Davidson Hubbard	G	6-5	215	GS		Charlotte, N.C./Ardrey Kell/Hampden-Sydney
22	Marino Dubravcic	F	6-10	228	F		Split, Croatia/Obrtna tehnicka
25	Omar Adegbola	G	6-4	205	R-Fr		Houston, Texas/Montverde Academy
32	Jalen Celestine	G	6-7	215	GS		Ajax, Ontario/Long Island Lutheran HS/ California
41	Yanis Ndjonga	F	6-7	210	R-So		Yaounde, Cameroon/College Francois-Xavier Vogt/New Mexico Military Institute

COACHING STAFF

Head Coach: Scott Drew (Butler, 1993), 22nd season at Baylor (23rd season as a Division I Head Coach)

Assistant Coach: Jared Nuness (Valparaiso, 2001), 15th season at Baylor

Assistant Coach: Tweety Carter (Baylor, 2010) Third season at Baylor

Assistant Coach: Bill Armstrong (Link Academy, 2024) First season at Baylor

Assistant Coach: Steve Henson (Kansas State, 1990) First season at Baylor

Assistant Coach: Melvin Hunt (Baylor, 1987) First season at Baylor

Director of Basketball Operations: Ty Beard (Baylor, 2009), Eighth season at Baylor

General Manager: Jason Smith (Baylor, 2007), Fourth season at Baylor

Director of Video Operation: Gabe Awbrey (Manhattan Christian College, 2022), First Season at Baylor

Director of Athletics Performance: Charlie Melton (Baylor, 2005), 22nd season at Baylor

Assistant AD of Athletic Medicine: Dave Snyder (Baylor 2017), Seventh year at Baylor

Assistant Director of Operations: Matt Rodgers (Baylor 2003), 1st season at Baylor

ONE OF THE GREATEST REBUILDS IN NCAA HISTORY

- **Scott Drew** became Baylor's head coach in 2003, starting of one of the greatest rebuilds in NCAA history.
- Drew is one of eight active men's Division I coaches with at least 400 wins at their current school.
- Drew is one of 2 active coaches to have won an NCAA Title and an NIT Title. He is the only active coach to have won both at the same school (John Calipari NCAA: Kentucky, NIT: Memphis).
- Drew was named 2020 NBC Sports National Coach of the Year and 2017 Basketball Times National COY.
- Drew is now in his 22nd season at Baylor and is the school's all-time wins leader (455).
- Baylor has a .702 winning percentage (421-180) since Drew's first year with no scholarship restrictions in 2007-08 and a .700 winning percentage (330-133) over the last 12 seasons since 2011-12.
- Drew (54) is the second-youngest active collegiate head coach to win a National Championship.
- **Drew** is one of just seven active coaches with at least 450 wins at their current institution (Mark Few, Tom Izzo, Bill Self, Greg Kampe, Randy Bennett, Matt Painter)
- In Drew's first 21 seasons at Baylor, 58 players have gone on to professional careers.
- Was announced as a member of the Texas Sports Hall of Fame Class of 2023.
- He is the 23rd BU player or coach to be inducted into the Texas Sports Hall of Fame

NATION'S-BEST 34-20 VS. RANKED TEAMS OVER LAST FIVE SEASONS

- Baylor is 34-20 against AP Top-25 ranked teams since 2019-2020, the second-best mark in the nation.
- BU is 16-4 at home vs. ranked teams in the last five seasons – wins vs. #12 Arizona (Dec. 2019), #18 Butler (Dec. 2019), #14 West Virginia (Feb. 2020), #9 Kansas (Jan. 2021), #17 Oklahoma State (March 2021), #18 Texas Tech (March 2021), #6 Villanova (Dec. 2021), #20 Texas (Feb. 2022), #5 Kansas (Feb. 2022), #9 Kansas (Feb. 2023), #8 Texas (Feb. 2023), #18 BYU (Jan. 2024), #12 Iowa State (Feb. 2024), #23 Texas Tech, #25 Oklahoma, and No. 7 Kansas (March 2024), and losses by 3 points to #3 Kansas (Feb. 2020) and #19 Texas Tech (Jan. 2022).
- The record includes 18-17 away from home, with neutral wins vs. #17 Villanova (Nov. 2019), vs. #5 Illinois (Nov. 2020), vs. #18 Villanova (March 2021), vs. #10 Arkansas (March 2021), vs. #6 Houston (April 2021), #1 Gonzaga (April 2021), #8 UCLA and #14 Gonzaga, with road wins at #22 Texas Tech (Jan. 2020), at #4 Kansas (Jan. 2020), at #15 Texas Tech (Jan. 2021), at #6 Texas (Feb. 2021), at #6 West Virginia (March 2021), at #8 Iowa State (January 2022), at #21 Texas (Feb. 2022), at #17 TCU (Feb. 2023) and vs. Arkansas (Nov. 2024)

BEARS AND FROGS

- BU enters this contest winners of seven of the last 10 and 18 of the last 24 against the Frogs
- In the last meeting, Baylor held TCU to its regular-season low 54 points in a 62-54 win in Cowtown
- Sunday marks the 10th-straight meeting between these two teams where the Bears are ranked, with BU holding a 6-3 mark in the previous nine instances
- The last time these two teams matched up at Foster Pavilion TCU outlasted Baylor 105-102 in a triple-overtime thriller
- The game was Baylor's first triple OT game since a five overtime game on Jan. 23, 2008 at Texas A&M and was just the fourth time in program history a game has gone at least three overtimes

UP NEXT

- The Bears close their brief two-game homestand against former assistant Jerome Tang and Kansas State on Jan. 22
- Baylor heads back out for another two-game swing out west, completing the season series with Utah and looking to avenge a loss at BYU last season
- The Kansas Jayhawks come to town for their only regular-season meeting with the Bears in a Feb. 1 showdown, renewing one of the best rivalries in college basketball. The two teams have split the season series in each of the last five years

MILESTONE WATCH

- **Norchad Omier** is 22 rebounds from becoming the 14th player in NCAA History with 2,000 points and 1,500 rebounds
- **Omier** is tied for 14th in NCAA History with 76 career double-doubles, with two more, he will tie three players including **Kareem Abdul-Jabbar** for the 11th-most in NCAA History.
- **Rob Wright** has 74 assists and is on pace to break John Lucas' BU freshman record of 120
- **Jeremy Roach** has 453 career assists, 47 away from 500 for his career
- **Davidson Hubbard** has played in 100 career games and is 9 made three-pointers away from 100 for his career
- **Scott Drew** is 10 wins away from 200-career Big 12 wins

NOTABLE STREAKS

- BU is 106-2 in its last 108 games when shooting a higher percentage than its opponent (losses @ BYU and @ UCONN)
- Baylor has won 65-straight games when shooting 50% or higher (last loss March 18, 2018 vs. Mississippi State).
- BU had its streak snapped of 36-straight appearances in the top-25 of the AP Poll, which was the 8th-longest active streak in the nation, the fourth-longest in the Big 12 and the second-longest in program history.
- The Bears have been ranked in 103 of the last 107 AP Polls.
- Baylor has won 10-straight home games, the longest streak in the brief history of Foster Pavilion, the third-longest active streak in the Big 12 and it's tied for the 10th-longest home streak in BU history



SCOTT DREW

HEAD COACH

22ND SEASON AT BAYLOR

THE DREW FILE

PERSONAL

Birthdate: Oct. 23, 1970

Birthplace: Kansas City, Mo.

Family: Wife, Kelly; daughter Mackenzie, sons Peyton and Brody

EDUCATION

College: Butler, 1993; Valparaiso, 1994 (Master's)

COACHING EXPERIENCE

1993-01 Valparaiso (assistant coach)

2001-02 Valparaiso (associate head coach)

2002-03 Valparaiso (head coach)

2003-pres. Baylor (head coach)

THE DREW WORKSHEET

YEAR	SCHOOL	OVERALL	CONF.
2002-03	Valparaiso	20-11	12-2
2003-04	Baylor	8-21	3-13
2004-05	Baylor	9-19	1-15
2005-06†	Baylor	4-13	4-12
2006-07	Baylor	15-16	4-12
2007-08	Baylor ¹	21-11	9-7
2008-09	Baylor ²	24-15	5-11
2009-10	Baylor ¹	28-8	11-5
2010-11	Baylor	18-13	7-9
2011-12	Baylor ¹	30-8	12-6
2012-13*	Baylor ²	23-14	9-9
2013-14	Baylor ¹	26-12	9-9
2014-15	Baylor ¹	24-10	11-7
2015-16	Baylor ¹	22-12	10-8
2016-17	Baylor ¹	27-8	12-6
2017-18	Baylor ²	19-15	8-10
2018-19	Baylor ¹	20-14	10-8
2019-20	Baylor ³	26-4	15-3
2020-21	Baylor ¹	28-2	13-1
2021-22	Baylor ¹	27-7	14-4
2022-23	Baylor ¹	23-11	11-7
2023-24	Baylor ¹	24-11	11-7
2024-25	Baylor	11-5	3-2
TOTAL	23rd season	475-260	202-173
BAYLOR	22nd season	455-249	190-171

† Baylor played no non-conference schedule due to NCAA sanctions.

* Two of Baylor's wins were credited to interim head coach Jerome Tang.

¹ NCAA Tournament Appearances | ² NIT Appearances | ³ COVID-19 pandemic

DREW VS. 2024-25 OPPONENTS

OPPONENT	CAREER
Abilene Christian.....	1-0
Arizona.....	2-1
Arizona State.....	6-0
Arkansas.....	4-1
Arlington Baptist.....	1-0
BYU.....	4-1
Cincinnati.....	3-1
Colorado.....	7-6
Gonzaga.....	2-5
Houston.....	1-1
Iowa State.....	21-17
Kansas.....	9-29
Kansas State.....	18-19
New Orleans.....	2-0
Norfolk State.....	5-0
Northwestern State.....	5-0
Oklahoma State.....	26-18
Sam Houston.....	4-0
St. Johns.....	2-0
Tarleton.....	2-0
TCU.....	18-6
Tennessee.....	0-1
Texas Tech.....	25-16
UCF.....	1-0
UCONN.....	0-1
Utah.....	1-0
West Virginia.....	17-8
CAREER W-L TOTAL.....	475-260

MISCELLANEOUS STATISTICS

Current Streak.....	Lost 1
Current Home Streak.....	Won 10
Current Neutral Streak.....	Lost 1
Current Road Streak.....	Lost 1
Last Win.....	Jan. 11 at Arizona St. (72-66 ^{OT})
Last Home Win.....	Jan. 7 vs. Cincinnati (68-48)
Last Neutral Win.....	Nov. 21 vs. St. John's (99-98 ^{OT})
Last Road Win.....	Jan. 11 at Arizona St. (72-66 ^{OT})
Last Loss.....	at Arizona (70-81)
Last Home Loss.....	Feb. 24 vs. No. 2 Houston (76-82 ^{OT})
Last Neutral Loss.....	Nov. 22, 2024 vs. Tennessee (62-77)
Last Road Loss.....	at Arizona (70-81)

2024-25 RECORD BY STARTING LINEUP

Roach (g), Nunn (g), Edgcombe (g), Omier (f), Ojjanwuna (f).....	9-4
Roach (g), Nunn (g), Love (g), Omier (f), Ojjanwuna (f).....	0-1
Wright (g), Nunn (g), Edgcombe (g), Omier (f), Ojjanwuna (f).....	2-0

RECORD WHEN...

	2024-25 ALL	B12	DREW ERA
Leading or tied at halftime	10-1	3-0	369-59
Trailing at halftime	1-4	0-2	87-190
Shoot 50 percent or higher	6-0	1-0	207-12
Shoot lower than 50 percent	5-5	2-2	249-238
Shoot higher pct than opponent	10-1	3-0	383-31
Shoot lower percentage than opp	1-4	0-2	74-218
Opp. shoot lower than 50 percent	10-1	3-1	421-134
Opp. shoot 50 percent or higher	1-3	0-1	36-115
Score fewer than 60 points	0-1	0-1	18-55
Score 60-plus points	11-4	3-1	439-195
Score 70-plus points	10-2	2-1	378-86
Score 80-plus points	8-0	1-0	201-16
Score 90-plus points	6-0	0-0	88-5
Score 100-plus points	3-0	0-0	32-1
Opp. score fewer than 50 points	2-0	1-0	48-1
Opp. score fewer than 60 points	5-0	2-0	164-9
Opp. score fewer than 70 points	10-0	3-0	324-59
Opp. score fewer than 80 points	10-3	3-1	427-164
Opp. score 80-plus points	1-2	0-1	26-85
Opp. score 90-plus points	1-1	0-0	5-24
More rebounds than opponent	9-2	3-0	339-98
Equal/fewer rebounds than opp.	2-3	0-2	118-151
Fewer turnovers than opp.	9-2	2-1	252-83
Equal/more turnovers than opp.	2-3	1-1	205-166
Games decided by 5 or fewer pts	1-1	0-0	88-73
OT games	2-0	0-0	24-10
Games as a ranked team	9-5	1-2	288-106
Games vs. AP ranked opponents	2-4	0-0	75-119
Games following a win	7-4	2-2	319-143
Games following a loss	4-1	1-0	136-106
More points in paint than opp.	11-2	3-0	312-100
Equal/fewer pts in paint than opp.	0-3	0-2	145-149
More points off TO than opp.	8-2	2-1	292-84
Equal/fewer pts off TO than opp.	3-3	1-1	165-166
More bench points than opp.	9-1	1-0	273-119
Equal/fewer bench points than opp.	2-4	2-2	184-130
More 2nd-chance points than opp.	10-2	2-1	285-133
Equal/fewer 2nd-ch. pts than opp.	1-3	1-1	172-116
Playing in November	5-2	—	103-20
Playing in December	4-1	1-0	102-23
Playing in January	2-2	2-2	104-74
Playing in February	0-0	0-0	87-77
Playing in March	0-0	0-0	59-54
Playing in April	—	—	4-1

SLOW START DOOMS THE BEARS IN TUCSON

- Baylor trailed by as many as 27 in the second half at Arizona but used a 20-6 run late to get within nine, before falling 81-70 to the Wildcats
- Down by 23 at the break, BU scored 51 second-half points, its most in a half against a power-conference foe this season and the most since getting 53 in the second-half against Texas on March 4, 2024
- **Robert Wright** had a team-high 16 points, the second time he led the team in scoring this season
- **Jeremy Roach** scored in double figures for the third time in five Big 12 games and the eighth time this season

BEARS OUTLAST THE SUN DEVILS IN A DUEL IN THE DESERT

- Baylor outscored ASU 11-5 in overtime to seal it's first road win since Feb. 26, 2024 (at TCU), snapping a four-game road losing streak
- Shooting .431 from the field to ASU's .367, BU improved to 106-2 in its last 108 games when shooting a higher percentage than its opponent
- **Josh Ojjanwuna** recorded his third double-double in the last five games with 12 points and a career-high 17 rebs
- **Ojjanwuna's** 17 rebounds were the most by a Baylor player against a Big 12 opponent since Freddie Gillespie had 17 at TCU on Feb. 29, 2020

ALL BEARS NO CATS

- BU beat Cincinnati 68-48 to win its 10th-straight home contest and improve to 2-1 in conference play
- Baylor held UC to just 48 points, the fewest vs. a Big 12 foe since 2020 vs. Texas, holding the Horns to 45 on Feb. 10, 2020
- **Norchad Omier** recorded his eighth double-double of the year and the 76th of his career
- **Omier** is the NCAA's active leader in career rebounds (1,466), double-doubles (76) and rebound average, while owning 2,043 career points.

NO MAGIC FOR THE BEARS AT HILTON COLISEUM

- Without the services of **Langston Love** and **Jalen Celestine**, BU dropped its contest at Iowa State 74-55
- 55 points are Baylor's fewest scored in Big 12 Play since scoring 54 vs. Oklahoma State on Jan. 15, 2022
- The Bears' eight turnovers are tied for their second-fewest this season and the fewest since turning it over eight times against Norfolk State on Dec. 12, 2024
- **Josh Ojjanwuna** Score 13 points and grabbed 10 rebounds for his second double-double in three games and the third of his career

BEARS CRUISE PAST THE UTES IN BIG 12 OPENER

- The Utes scored just 56 points, the fewest allowed by BU in Big 12 play since surrendering just 54 to TCU on Feb. 26 of last season
- The 25-point margin of victory is the largest in a Big 12 game since BU beat Texas Tech by 27 on Feb. 4, 2023
- The Bears held Utah's leading scorer, Gabe Madsen, to just three points, his fewest since netting just two at Washington on Jan. 27 last year
- **Norchad Omier** scored 15 points to go along with a game-high 14 rebounds, giving him 75 career double-double's which leads all active players
- Baylor had four players score 15-plus points for the second time this season, also pulling that off against Norfolk State on Dec. 11.

BEARS BEAT DOWN ARLINGTON BAPTIST

- Baylor scored a season-high 107 points, in a 54-point victory over Arlington Baptist in its first game back from the break
- The 54-point margin of victory is tied for the 10th largest in program history and the second largest this season
- The Bears pulled down 66 rebounds, the fifth-most in program history and the most since grabbing 70 against Texas A&M at Jan. 23, 2008
- **Norchad Omier** scored a game-high 19 points to go along with a season-high 24 rebounds, eclipsing the 2,000 career-point mark
- His 24 boards are the most by a Baylor player since **Rico Gathers** had a program-record 28 against Huston-Tillotson on Jan. 21, 2015

NOT SCARED OF THE SPARTANS

- BU shot .554 from the field, marking the first time since Dec. 22 and Jan. 2 last year where they shot .550 or better in back-to-back games (.672 vs. MVSU and .554 vs. Cornell)
- **Norchad Omier** (19), **VJ Edgcombe** (16), **Josh Ojjanwuna** (16) and **Rob Wright** (16) eclipsed the 15-point plateau, marking the first time four Bears have done that since Nov. 28, 2020, against Louisiana-Lafayette
- **Wright** dished out 13 assists, setting a new single-game freshman record previously held by **L.J. Rose** who dished out 12 dimes against Hardin Simmons on Jan. 19, 2013
- The freshman's 13 assists are the most by a Baylor player since Jared Butler had 13 at Kansas State on Dec. 19, 2020

MAKING QUICK WORK OF THE WILDCATS

- The Bears blistered the ACU Wildcats making each of their first 10 shots en route to a 74.1% [20-27] clip in the first half, its best shooting half since making 75.9% [22-of-29] against Mississippi Valley last season in the final game at the Ferrell Center (12/22/23)
- BU finished the game shooting .593 from the field, it's best clip this season and the best since shooting .672 last December against the Delta Devils (12/22/23)
- **Jayden Nunn** finished with a game-high 18 points, upping his average to 17.8 points per game at home this season

SHORT-HANDED BEARS COME UP JUST SHORT IN STORRS

- Without the services of freshman **VJ Edgcombe**, The Bears dropped a four-point contest in a tough road environment at UCONN it's fifth ranked opponent in eight games to start the season
- The Bears dropped to lost just its second game in six seasons when shooting a higher percentage than its opponent (99-2)
- **Robert Wright** led the team in scoring for the first time in his career-pouring in a career-high 22 points
- **Josh Ojianwuna** became just the second player since 2021 to have 14 rebounds in a game (Yves Missi, last yr vs. Oregon St.)

BEARS BLOW OUT NEW ORLEANS IN PRE-THANKSGIVING MATINEE

- Baylor improved its home win streak to five at Foster Pavilion including 11 of the last 13 games
- The Bears had just six turnovers, its fewest since only committing five against Oklahoma last season (2/13/24)
- **Jayden Nunn** finished with a game-high 23 points, his 8th-career 20-point game and his fourth at BU
- Going 6-for-7 from three to start the game, **Nunn** was the first player with six threes in a half since King McClure was 6-of-7 in the first half against Oklahoma State (1/14/19)
- Nunn was also the first player with 20 points in a half since McClure had 20 on that January day against Ok. State

ANOTHER SLOW START DOOMS THE BEARS

- Down 15-2 at the first media timeout, BU trailed by 27 at the half it's largest halftime deficit since trailing by 28 at Michigan State Dec. 16, 2023.
- Baylor outscored the Vols 42-30 in the second half, but the hole was too deep to dig out of as BU dropped its second game of the season
- **Norchad Omier** recorded his fourth double-double in six games this season, the first Bear since Epke Udoh to accomplish that feat in their first six games at Baylor
- **VJ Edgcombe** established a career high in points with 20, the fifth time in the first six games he netted a career-high on points

A BATTLE AT BAHA MAR GOES TO THE BEARS

- Down five points with 8 seconds to play, BU won a double-overtime thriller against No. 22 St. John's
- A 14-point halftime deficit is the largest deficit overcome in a win since the Bears came back from down 15 at the half against Louisville in the 2016 Battle 4 Atlantis Championship
- BU improves to 6-1 in double overtime games in the Drew Era
- **Jeremy Roach** is the first Baylor player to hit a game-winning shot at the buzzer since **Lester Medford** beat Texas Tech at the gun on Jan. 16, 2016
- **Norchad Omier** had a game-high in points (24) and rebounds (10) giving him 71 double-doubles for his career, building on his lead as the NCAA's active career-leader in that stat

GETTING IT DONE ON BOTH ENDS AGAINST TARLETON

- Baylor's 63-point win was its largest since a 64-point victory over Mississippi Valley in the season opener of the 2022-23 season (11/7/22), and just it's fourth 60+ point margin of victory since 1980.
- BU scored 100 points in back-to-back games for the first time since 1989 when The Bears scored 100 against Texas State and then Mercer in back-to-back games
- Tarleton's 13 first-half points were the second-fewest first-half points allowed by Baylor in the Big 12 era. Arkansas Pine Bluff scored 12 against the Bears on 12/21/2020
- **VJ Edgcombe** established a career high in points for the fourth-straight game with 17 points
- **Jalen Celestine** scored 20 points on 6-of-9 shooting, one off his career-high of 21 points

A FUN ONE FOR THE HOME FANS

- Baylor eclipsed the 100-point mark for the 31st time in the Drew Era with a 104-67 win over Sam Houston
- BU had seven players score in double figures for the first time since 2013 against Long Beach State
- Baylor's 30 assists were its most since it had 30 against McNeese Nov. 23, 2022
- The Bears shot .586 from the field, it's best clip since shooting .672 against Mississippi Valley State in the final game at the Ferrell Center (12/22/23)
- Norchad Omier and VJ Edgcombe recorded double-doubles, the second Baylor duo in the last six games to accomplish that feat

2024-25 HONORS

VJ EDGECOMBE

Preseason Big 12 Freshman of the Year
 Jerry West Award Watch List
 Naismith Trophy Watch List
 Wooden Award Preseason Top-50
 Sporting News All-America Third Team
 Lute Olson Award Early Season Watch List

NORCHAD OMIER

Preseason All-Big 12 Second Team
 NABC Player of the Year Watch List
 Naismith Trophy Player of the Year Watch List
 Karl Malone Award Watch List
 Wooden Award Preseason Top-50
 Lute Olson Award Early Season Watch List
 Big 12 Player of the Week (11/25)

JEREMY ROACH

Big 12 co-Newcomer of the Year
 Preseason All-Big 12 Second Team
 Bob Cousy Award Watch list
 Naismith Trophy Award Watch List
 Wooden Award Preseason Top-50
 Lute Olson Award Early Season Watch List

ADJ. POINTS PER POSSESSION

GAME	BAYLOR	OPPONENT
at Gonzaga	0.90	1.44
vs. Arkansas	1.11	1.03
SAM HOUSTON STATE	1.42	0.92
TARLETON	1.46	0.58
vs. St. Johns	1.10	1.09
vs. Tennessee	1.02	1.26
NEW ORLEANS	1.42	0.94
at UConn	1.20	1.27
ACU	1.33	0.86
NORFOLK STATE	1.34	0.99
ARLINGTON BAPTIST	1.26	0.62
UTAH	1.05	0.73
at Iowa State	0.85	1.14
CINCINNATI	1.13	0.80
at Arizona State	1.04	0.96
at Arizona	1.03	1.19
TCU	—	—
KANSAS STATE	—	—
at Utah	—	—
at BYU	—	—
KANSAS	—	—
at Texas Tech	—	—
UCF	—	—
at Houston	—	—
WEST VIRGINIA	—	—
ARIZONA	—	—
at Colorado	—	—
at Cincinnati	—	—
OKLAHOMA STATE	—	—
at TCU	—	—
HOUSTON	—	—

KENPOM RANKINGS (2024-25 SEASON)

CATEGORY	NATIONAL	BIG 12
Team Rankings — +22.49	20th	6th
Adj. Offensive Eff. — 120.3	15th	4th
Adj. Defensive Eff. — 97.8	46th	8th

GAME 17 – TCU

LARGEST LEADS & DEFICITS

	W/L	HALFTIME	LARGEST	LARGEST
	SCORE	MARGIN	LEAD	DEFICIT
at No. 6 Gonzaga	L, 63-101	-19	30-49	+1
vs. No. 16 Arkansas	W, 72-67	+9	42-33	+11
SAM HOUSTON	W, 104-67	+17	54-37	+40
TARLETON	W, 104-41	+43	56-13	+63
vs. St. John's	W, 99-98	-14	30-44	+5
vs. Tennessee	L, 62-77	-27	20-47	—
NEW ORLEANS	W, 90-61	+27	50-23	+41
at UCONN	L, 72-76	+1	37-36	+11
ACU	W, 88-57	+24	46-22	+38
NORFOLK ST.	W, 94-69	+6	39-33	+28
ARLINGTON BAPTIST	W, 107-53	+23	51-28	+58
UTAH	W, 81-56	+20	37-17	+31
at Iowa State	L, 55-74	-8	25-33	—
CINCINNATI	W, 68-48	+15	35-20	+23
at Arizona St.	W, 72-66	+12	32-20	+15
at Arizona	L, 70-81	-23	19-42	+2
TCU	—	—	—	—
KANSAS STATE	—	—	—	—
at Utah	—	—	—	—
at BYU	—	—	—	—
KANSAS	—	—	—	—
at Texas Tech	—	—	—	—
UCF	—	—	—	—
at Houston	—	—	—	—
WEST VIRGINIA	—	—	—	—
ARIZONA	—	—	—	—
at Colorado	—	—	—	—
at Cincinnati	—	—	—	—
OKLAHOMA ST.	—	—	—	—
at TCU	—	—	—	—
HOUSTON	—	—	—	—

GAME TRENDS

	W/L	TIME	TIME	TIME
	SCORE	LEADING	TRAILING	TIED
at Gonzaga	L, 63-101	0:53	38:07	1:00
vs. Arkansas	W, 72-67	38:07	0:00	1:52
SAM HOUSTON	W, 104-67	39:50	0:00	0:10
TARLETON	W, 104-41	38:57	0:00	1:03
vs. St. John's	W, 99-98	5:59	40:40	3:22
vs. Tennessee	L, 62-77	0:00	39:51	0:09
NEW ORLEANS	W, 91-60	39:35	0:00	0:25
at UCONN	L, 72-76	17:46	18:42	3:32
ACU	W, 88-57	39:32	0:00	0:28
NORFOLK St.	W, 94-69	32:31	6:52	0:37
ARLINGTON BAPTIST	W, 107-53	38:49	0:54	0:17
UTAH	W, 81-56	39:30	0:00	0:30
at Iowa State	L, 55-74	0:00	39:21	0:39
CINCINNATI	W, 68-48	38:13	1:27	0:20
at Arizona St.	W, 72-66	39:44	0:17	4:59
at Arizona	L, 70-81	1:10	37:40	1:10
TCU	—	—	—	—
KANSAS ST.	—	—	—	—
at Utah	—	—	—	—
at BYU	—	—	—	—
KANSAS	—	—	—	—
at Texas Tech	—	—	—	—
UCF	—	—	—	—
at Houston	—	—	—	—
WEST VIRGINIA	—	—	—	—
ARIZONA	—	—	—	—
at Colorado	—	—	—	—
at Cincinnati	—	—	—	—
OKLAHOMA ST.	—	—	—	—
at TCU	—	—	—	—
HOUSTON	—	—	—	—
TOTAL		417:46 (63.8%)	230:41 (35.2%)	20:23 (3.1%)

BACK ON TRACK

- Baylor picked up its first win of the season with a 72-67 win over the Arkansas Razorbacks in the 4PT Dallas Duel, never trailing in the game
- Saturday was the first time since Jan. 1, 2022 (No. 8 Iowa State) Baylor never trailed in a game against a ranked opponent
- **Norchad Omier** scored 15 points and pulled down 12 rebounds, for his career-first double-double at Baylor and the 69th of his career
- **VJ Edgecombe** established a new career high in points (11), rebounds (8) and assists (5)

A TOUGH NIGHT IN THE PNW

- BU dropped its season opener against No. 6 Gonzaga 101-63, the largest loss for BU since a 91-51 setback against Oklahoma in 2007.
- The loss marked just the fourth time in the Drew Era the Bears have allowed 100 point in regulation, and the 38-point loss was Baylor's worst since a 91-51 setback against Oklahoma in January of 2007
- **Norchad Omier** led the way for BU scoring 15 points and grabbing nine rebounds, the first Baylor player with at least 15 pts and 9 rebs. in their debut since MaCio Teague has 18 pts and 10 rebs against UCA in 2019 season
- With his 12 pts and 6 assist on Monday, **Robert Wright** became the first freshman in the **Drew** era with 10+ points and 6+ assists in their debut, and the first Baylor player since **Manu Lecomte** in 2016 with those numbers in a Baylor debut.

TWELVE CONSECUTIVE POSTSEASON BERTHS

- Baylor is on a school-record streak of 12-consecutive postseason berths and has appeared in 15 of the last 16 seasons. BU made seven postseason appearances in the program's 97 seasons prior to the **Scott Drew** era.
- Baylor is 1 of 7 teams to appear in every postseason since 2012, joining Gonzaga, Kansas, Michigan State, Oregon, Saint Mary's and Virginia.
- BU earned NCAA bids in 2012, 2014, 2015, 2016, 2017, 2019, 2021, 2022, 2023 and 2024 and NIT bids in 2013 and 2018.
- Baylor has appeared in 14 of 15 seasons since 2008. Prior to that, Baylor's only postseason berths were in 1946 (NCAA), 1948 (NCAA), 1950 (NCAA), 1987 (NIT), 1988 (NCAA), 1990 (NIT) and 2001 (NIT).

FOUR-STRAIGHT TOP-THREE SEEDS

- Baylor earned its third-straight top-three seed for a fourth-straight NCAA Tournament becoming the only team to accomplish that.
- 2024 marks the fifth time BU has earned a No. 3 seed after also doing it in 2010, 2012, 2015, 2017 and 2023.
- Baylor has earned a top-3 seed in 8 of the last 14 NCAA Tournaments.
- BU is 17-7 in NCAAT games as the higher seed, but 2021 was the first time as a higher seed after the Sweet 16.
- BU is 3-5 in NCAAT games as the lower/same seed, though four of those five losses were to top-2 seeds.

A TOP-25 STAPLE

- BU has now been ranked in 102 of the last 106 AP Polls.
- BU had it's 36-poll stretch in the AP Top-25 come to an end on Dec. 9, the streak was the eighth-longest active streak in the country and the fourth-longest in the Big 12 Conference.
- Ranked No. 8 to start the year, The Bears have now been ranked in the top-10 for a sixth-straight year, one of just four programs (Duke, Gonzaga and Kansas) to accomplish that feat.
- BU spent a school-record 54 weeks in the AP Top-10 from Dec. 16, 2019-Dec. 5, 2022.
- Baylor set a school-record streak of 65-straight weeks ranked in the AP Top 25 (previous record was 25). The streak lasted from Nov. 5, 2019 to Jan 9, 2023 (1,161 Days).
- This is the first season since 2018-19 the Bears have spent more than one week ranked outside the top 25 in the AP or Coaches Poll

THE BIG 12'S MOST WINS IN CONFERENCE CHALLENGES

- Baylor is 14-5 in conference challenges – 8-2 in Big 12/SEC Challenge, 3-1 in Big 12/Pac-12, 3-2 in Big 12/Big East.
- Baylor's 14-5 record in conference challenges (Big 12-Big East, Big 12/SEC, Big 12/Pac-12) is best in the Big 12, followed by Kansas at 12-8, OSU at 11-8, Iowa State at 11-8, Texas Tech at 11-9, OU at 10-9, Texas at 8-9, TCU at 8-7, K-State at 7-11 and WVU at 5-10.

SUCCESS IN TOURNAMENTS

- Baylor is 43-14 in regular-season tournaments during the Drew era, including titles in 4 of the last 6 tournaments.
- BU is 30-6 in its 11 regular-season tournaments since 2013-14, going 3-1, 3-1, 3-1, 4-0, 4-0, 3-1, 3-0, 3-0, 1-1, 2-0 and 1-1
- BU advanced to championship games in the 2007 Paradise Jam (won), 2008 76 Classic (lost), 2011 Las Vegas Classic (won), 2013 Maui Invitational (lost), 2014 Las Vegas Invitational (lost), 2016 Battle 4 Atlantis (won), 2017 Hall of Fame Classic (won), 2019 Myrtle Beach Invitational (won), 2021 Battle 4 Atlantis (won), the 2023 Preseason NIT (won) and the Baha Mar Bahamas Championship (Lost)
- Baylor has won seven regular-season tournament titles under Drew – 2023 NIT Season Tip-Off, 2021 Battle 4 Atlantis, 2019 Myrtle Beach Invitational, 2017 Hall of Fame Classic, 2016 Battle 4 Atlantis, 2011 Las Vegas Classic and 2007 Paradise Jam.

RANKED IN EVERY AP TOP 25 SPOT IN LAST SEVEN YEARS

- Baylor has been ranked in every AP Top 25 spot at some point in the last seven years (since March 2, 2015).
- The Bears were ranked in every AP Top 10 spot at some point over the last three seasons (since Dec. 6, 2021).

RANK - LAST TIME

No. 1 – Jan. 10, 2022
 No. 2 – Dec. 6, 2021
 No. 3 – March 7, 2022
 No. 4 – March 14, 2022
 No. 5 – Nov. 14, 2022
 No. 6 – Dec. 11, 2023
 No. 7 – Feb. 27, 2023
 No. 8 – Oct. 14, 2024
 No. 9 – Jan. 15, 2024
 No. 10 – Dec. 19, 2023
 No. 11 – March 4, 2024
 No. 12 – Feb. 12, 2024
 No. 13 – Nov. 19, 2024

RANK - LAST TIME

No. 14 – March 18, 2024
 No. 15 – Dec. 2, 2024
 No. 16 – Oct. 21, 2019
 No. 17 – Nov. 25, 2024
 No. 18 – Jan. 19, 2024
 No. 19 – Nov. 29, 2019
 No. 20 – Oct. 16, 2023
 No. 21 – Jan. 16, 2023
 No. 22 – Nov. 20, 2017
 No. 23 – Dec. 4, 2017
 No. 24 – Nov. 18, 2019
 No. 25 – Jan. 13, 2025

SCOTT DREW COACHING TREE

- Five current Division I head coaches took their first DI head coaching jobs after stints on Scott Drew's BU staff.
- **Jerome Tang** is in his third year as head coach at Kansas State. He was a member of Drew's original Baylor staff in 2003-04 and spent 19 years with Drew.
- **Grant McCasland** is in his second season as head coach at Texas Tech. He spent five years as a Baylor assistant before taking over as Arkansas State head coach for one season in 2016-17.
- **Matthew Driscoll** is in his 16th season as head coach at North Florida after six seasons as a Baylor assistant.
- **Paul Mills** is in his second season as head coach at Wichita State. He was a member of Drew's original Baylor staff in 2003-04 and spent 14 years with Drew, the final eight as an assistant coach.
- **John Jakus** is set to begin his first season at Florida Atlantic after seven seasons on the Baylor bench as an assistant, also serving as a graduate assistant for **Drew** from 2012-14.
- All four former assistants have led their teams to NCAA Tournaments – Driscoll led UNF to the 2015 NCAA Tournament, while McCasland took UNT to the 2021 Second Round and Mills took ORU to the 2021 Sweet 16.
- Additionally, McCasland led North Texas to the NIT Championship in 2023, prior to leaving for Texas Tech.
- Drew is 1-4 all time when facing a former assistant as a head coach.

PROTECTING HALFTIME LEADS

- Baylor is 139-16 when leading at halftime since the start of 2017-18.
- Baylor has won 90% of its games (254-29) when leading at the half in the last 14 seasons ... **10-1** in 2024-25, **19-2** in 2023-24, **19-5** in 2022-23 **20-3** in 2021-22, **24-0** in 2020-21, **21-2** in 2019-20, **15-3** in 2018-19, **15-0** in 2017-18, **18-3** in 2016-17, **18-2** in 2015-16, **21-7** in 2014-15, **18-2** in 2013-14, **17-1** in 2012-13 and **26-1** in 2011-12.
- BU has won 42% of games in which it's been tied or trailing at the half since 2011-12, going 71-99 in those.

THIRD-MOST WINS AMONG BIG 12 TEAMS IN LAST 14 YEARS

- Baylor's 330-132 record since 2011-12 trails only Kansas (366-98) and Arizona (355-111) among Big 12 teams.
- Houston (329-126) is fourth, Cincinnati (315-139) is fifth, BYU (310-147) is sixth, Colorado (283-176) is seventh, Iowa State (281-171) is eighth, West Virginia (265-188) is ninth, Kansas State (258-192) is 10th, Texas Tech (255-189) is 11th, Utah (243-195) is 12th, Oklahoma St. (238-203) is 13th, UCF (239-183) is 14th, TCU (237-211) is 15th and Arizona State (236-199) is 16th.
- Baylor has averaged 24.5 wins per season over the last 13 seasons since 2011-12.

NON-CONFERENCE HIGHLIGHTS

- Baylor is 15-4 against the Big East during the Drew era.
- The Bears are 21-12 against the SEC during the Drew era, including 16-8 since 2012-13.
- Drew is 6-6 against the ACC since BU's first year without scholarship restrictions in 2007-08.

POINT GUARDS THRIVE IN DREW'S SYSTEM

- Thirteen of Baylor's 14 starting point guards during the **Scott Drew** era have earned All-Big 12 recognition.
- Baylor's starting point guard has earned All-Big 12 recognition in 17 of 18 seasons since 2004-05.
- Adam Flagler (2023), James Akinjo (2022), Jared Butler (2019, 2020, 2021), Davion Mitchell (2020, 2021), Makai Mason (2019), Manu Lecomte (2017, 2018), Lester Medford (2016), Kenny Chery (2014, 2015), Pierre Jackson (2012, 2013), Tweety Carter (2010), Curtis Jerrells (2007, 2008, 2009) and Aaron Bruce (2005, 2006, 2007) have earned All-Big 12 recognition.

DOUBLE-FIGURE GAMES

POINTS	24-25	CAREER
Norchad Omier	13	110 (13 at BU)
Jeremy Roach	8	83 (8 at BU)
Davidson Hubbard	0	64 (0 at BU)
Jayden Nunn	9	50 (25 at BU)
Langston Love	3	27
Jalen Celestine	4	23 (4 at BU)
Josh Ojianwuna	9	14
Robert Wright	12	12
VJ Edgecombe	12	12

REBOUNDS	24-25	CAREER
Norchad Omier	9	87 (9 at BU)
Davidson Hubbard	0	24 (0 at BU)
Josh Ojianwuna	4	6
Langston Love	0	1
VJ Edgecombe	1	1

ASSISTS	24-25	CAREER
Robert Wright	1	1
Jeremy Roach	0	1 (0 at BU)

DOUBLE-DOUBLES	24-25	CAREER
Norchad Omier	8	76 (8 at BU)
Davidson Hubbard	0	21 (0 at BU)
Josh Ojianwuna	4	5
Jeremy Roach	0	1 (0 at BU)
Langston Love	0	1
VJ Edgecombe	1	1
Robert Wright	1	1

20+ POINTS	24-25	CAREER
Norchad Omier	2	32 (2 at BU)
Davidson Hubbard	0	16 (0 at BU)
Jeremy Roach	1	13 (1 at BU)
Jayden Nunn	1	8 (4 at BU)
Langston Love	0	4
Jalen Celestine	1	3 (0 at BU)
VJ Edgecombe	1	1
Robert Wright	1	1

PARTICIPATION**CAREER STARTS**

133	Norchad Omier (16 at BU)
122	Jeremy Roach (14 at BU)
115	Jayden Nunn (51 at BU)
82	Davidson Hubbard (0 at BU)
45	Jalen Celestine (0 at BU)
17	Josh Ojianwuna
15	VJ Edgecombe
3	Langston Love
2	Robert Wright

CAREER GAMES PLAYED (NCAA)

144	Jeremy Roach (14 at BU)
136	Norchad Omier (16 at BU)
117	Jayden Nunn (51 at BU)
101	Davidson Hubbard (9 at BU)
92	Jalen Celestine (12 at BU)
80	Josh Ojianwuna
62	Langston Love
16	Robert Wright
15	VJ Edgecombe
13	Jason Asemota
9	Omar Adegbola
8	Marino Dubravcic

SPECIALTY STATISTICS

[PP - Paint; POT - Turnovers; 2nd - Second chance; BP - Bench]

[BAYLOR-OPPONENT]				
OPPONENT	PP	POT	2ND	BP
at Gonzaga	36-48	9-17	8-17	19-42
vs. Arkansas	38-28	10-10	11-10	13-8
SAM HOUSTON	52-24	17-15	18-4	31-17
TARLETON	28-14	46-10	16-0	47-19
vs. St. John's	36-34	12-18	22-8	31-30
vs. Tennessee	34-24	20-13	12-15	7-30
NEW ORLEANS	36-20	22-6	14-11	35-17
at UCONN	40-24	12-21	14-11	22-20
ACU	50-28	18-11	14-12	20-13
NORFOLK ST.	46-22	30-10	15-4	21-20
ARLINGTON BAPTIST	54-28	22-14	22-16	49-36
UTAH	30-28	22-8	16-8	20-37
at Iowa State	22-26	12-8	10-8	10-25
CINCINNATI	40-16	13-7	11-15	7-9
at Arizona St.	28-24	15-19	15-8	9-6
at Arizona	38-42	9-22	5-13	16-35
TCU	—	—	—	—
KANSAS STATE	—	—	—	—
at Utah	—	—	—	—
at BYU	—	—	—	—
KANSAS	—	—	—	—
at Texas Tech	—	—	—	—
UCF	—	—	—	—
at Houston	—	—	—	—
WEST VIRGINIA	—	—	—	—
ARIZONA	—	—	—	—
at Colorado	—	—	—	—
at Cincinnati	—	—	—	—
OKLAHOMA ST.	—	—	—	—
at TCU	—	—	—	—
HOUSTON	—	—	—	—
BAYLOR TOTAL	608	289	223	358
Baylor Average	38.0	18.1	13.9	22.4
OPP TOTAL	388	210	149	364
Opp Average	26.9	13.1	10.1	22.8

RUN TRACKER

GAME	BAYLOR	OPPONENT
at Gonzaga	8-0	10-0
vs. Arkansas	6-0	9-0
Sam Houston State	9-0	5-0
Tarleton	19-0	7-0
vs. St. John's	6-0	8-0
vs. Tennessee	5-0	9-0
New Orleans	11-0	8-0
at UCONN	10-0	9-0
ACU	10-0	7-0
Norfolk State	11-0	6-0
Arlington Baptist	23-0	6-0
Utah	11-0	8-0
at Iowa State	9-0	11-0
Cincinnati	9-0	4-0
at Arizona St.	8-0	6-0
at Arizona	7-0	12-0
TCU	—	—
Kansas State	—	—
at Utah	—	—
at BYU	—	—
Kansas	—	—
at Texas Tech	—	—
UCF	—	—
at Houston	—	—
West Virginia	—	—
Arizona	—	—
at Colorado	—	—
at Cincinnati	—	—
Oklahoma St.	—	—
at TCU	—	—
Houston	—	—

58 PRO PLAYERS IN DREW ERA

- In Scott Drew's 21 years at Baylor, 58 of his players have gone on to professional careers.
- Eleven Bears are currently on NBA rosters (Including two-way contracts)– Jalen Bridges (Suns), Jared Butler (Wizards), RayJ Dennis (Pacers), Adam Flagler (Thunder), Keyonte George (Jazz), Yves Missi (Pelicans), Davion Mitchell (Raptors), Royce O'Neale (Suns), Taurean Prince (Bucks), Jeremy Sochan (Spurs) and Ja'Kobe Walter (Raptors).
- In addition to the ten current NBA players, ten more of Drew's former players have played in the NBA (most recent team) – Quincy Acy (Raptors), Kendall Brown (Pacers), Freddie Gillespie (Raptors), Pierre Jackson (Mavs), Cory Jefferson (Suns), Perry Jones III (Thunder), Quincy Miller (Kings), Johnathan Motley (Clippers), Ekpe Udoh (Jazz) and Ish Wainright (Portland)
- **Sochan** (2023 & 24) and **George** (2024) have each participated in the Rising Stars Challenge in each of the last two seasons, Baylor's first two All-Star Weekend participants.

BAYLOR BASKETBALL ON THE RADIO

- Baylor basketball is aired live via the Baylor Sports Media Network from Playfly on ESPN Central Texas and Flagship station 1660AM/92.3 FM ESPN Radio (KRZI) in Waco and worldwide on Sirius/XM Radio.
- Games are broadcast by the "Voice of the Bears" **John Morris**, who was named NSMA 2019 Texas co-Sportscaster of the Year on Jan. 13, 2020, and Baylor Hall of Famer **Pat Nunley**.
- In early November, **Morris** was awarded the 2024 Chris Schenkel Award by the National Football Foundation
- First presented in 1996, the award recognizes individuals who have had long, distinguished careers broadcasting college football with direct ties to a specific university or platform
- Morris is in his 41st year doing BU broadcasts (30th full-time), and Nunley is in his 44th season as analyst.
- A year after his Baylor Hall of Fame induction, **Nunley** was honored by the Baylor Chamber of Commerce with the Frank Fallon Award prior to the season.
- The award, named for Nunley's longtime broadcast partner, Frank Fallon, is presented annually to someone who has made a significant impact on basketball in McLennan County.
- At 30 years together, Morris and Nunley rank in the top-5 of the longest radio duo's in men's college basketball
- All of Baylor's games can be heard live on the Internet at <https://www.centextsportsfan.com>.

OFFENSIVE REBOUNDING A BAYLOR STAPLE

- Baylor ranks 23rd in the nation in offensive rebounding percentage (36.8%)
- BU has ranked top-13 nationally in offensive rebounding percentage in nine of the last 11 seasons since 2013-14, including six times ranked in the nation's top-5. The Bears only cracked the top-20 once in Drew's first 10 years.
- Baylor finished ranked No. 24 nationally in 2023-24, No. 22 nationally in 2022-23, No. 13 nationally in 2021-22, No. 5 nationally in 2020-21, No. 8 in 2019-20, No. 2 in 2018-19, No. 9 in 2017-18, No. 3 in 2016-17, No. 4 in 2015-16, No. 1 in 2014-15 and No. 3 in 2013-14. Prior to that streak, BU's best rank was No. 16 in 2011-12.

BREAKTHROUGH IN BIG 12

- BU is 166-101 in Big 12 play in 15 seasons since 2010 after going 59-149 in the league's first 13 seasons.
- BU is 180-119 in Big 12 play in 17 seasons since 2008 after going 45-131 in the league's first 11 seasons.
- Baylor is 66-54 in Big 12 road games since 2012, second-best in the league behind only Kansas (70-46).
- BU is 31-16 in Big 12 Road games since 2019-20, The best mark in the league in that span
- BU has won 8+ Big 12 games in 13-straight seasons after winning 8+ just 3 times in the league's first 15 years.
- BU has double-digit Big 12 wins in six-straight seasons, 8 of the last 9 years and 10 of the last 14 seasons. BU didn't reach double-digit Big 12 wins in any of its first 13 years in the league before reaching 10+ for the first time in 2010.

DREW IS THIRD BIG 12 COACH TO REACH 150 CONFERENCE WINS

- **Scott Drew** joined Rick Barnes and Bill Self as the only coaches to reach 150 Big 12 wins on March 4, 2021 vs. OSU.
- Drew needed 136 games over 2,940 days for his first 50 Big 12 wins (50-86), 88 games over 1,821 days for his next 50 Big 12 wins (50-38) and only 77 games over 1,493 days for his next 50 Big 12 wins (50-27).

IMPRESSIVE NON-CONFERENCE NUMBERS AT HOME

- Baylor is 94-4 in its last 94 non-conference home games dating back to Dec. 12, 2012.
- Baylor is 158-16 in non-conference home games in the **Drew era**, including 125-8 since 2007-08.
- Baylor is 75-8 in home games against unranked opponents (including Big 12 play) since 2016.

GRADUATING 91 PERCENT OF SENIORS

- Since **Scott Drew** took over the Baylor Basketball program in 2003, 40 of 44 scholarship players who have played their final years of collegiate eligibility under Drew have graduated from Baylor.
- Players recruited by Drew to graduate at Baylor: Tim Bush, Patrick Fields, Aaron Bruce, Mamadou Diene, Delbert Simpson, Curtis Jerrells, Henry Dugat, Kevin Rogers, Tweety Carter, Josh Lomers, Ekpe Udoh, Fred Ellis, Quincy Acy, Anthony Jones, J'mison Morgan, A.J. Walton, Cory Jefferson, Brady Heslip, Gary Franklin, Kenny Chery, Royce O'Neale, Lester Medford, Rico Gathers, Taurean Prince, Al Freeman, Johnathan Motley, Ishmail Wainright, Manu Lecomte, Jo Lual-Acuil Jr., Nuni Omot, Jake Lindsey, King McClure, Freddie Gillespie, Devonte Bando, MaCio Teague, Jared Butler, Mark Vital, Flo Thamba, Matthew Mayer and Adam Flagler.

BEST IN TEXAS

- Baylor is 88-25 against in-state opponents since the start of the 2011-12 season, and the Bears have advanced deeper into postseason play than any of Texas' 23 Division I teams in five of the last ten seasons.
- BU is a combined 102-29 against Lone Star State teams over the last 16 seasons after going 10-27 against in-state teams in Scott Drew's first six seasons at Baylor (4-0 in 2024-25, 3-3 in 2023-24, 5-2 in 2022-23, 5-2 in 2021-22, 6-0 in 2020-21, 6-1 in 2019-20, 4-5 in 2018-19, 6-3 in 2017-18, 7-1 in 2016-17, 9-3 in 2015-16, 10-1 in 2014-15, 6-3 in 2013-14, 7-1 in 2012-13, 10-0 in 2011-12, 5-3 in 2010-11 and 9-1 in 2009-10).
- Additionally, 13 of the 36 NBA Draft picks from Texas colleges since 2012 have come from Baylor. Texas (seven), Houston (five), SMU (three), Texas Tech (three), Texas A&M (two), North Texas (one), TCU (one) and UT Arlington (one) have also had players selected in the last 13 NBA Drafts.

FEELING FINE AT FOSTER

- Baylor and the City of Waco have partnered on a \$700 million riverfront development project, headlined by the \$212 million Foster Pavilion, the home of Baylor's national champion basketball programs.
- The Allison Development Centers for both basketball programs are included in the 245k square foot Foster Pavilion project were completed in the summer of 2024.
- Foster Pavilion (capacity 7,500) is located along the Brazos River on the opposite side of I-35 from McLane Stadium.
- BU MBB beat Cornell 98-79 in the first game at Foster Pavilion, while the BU women's team beat TCU 71-50 the following night in their first game in the new building.

BIG 12 BOASTS SOME OF THE BEST

- The new-look Big 12 is first conference to have 5 of the top 10 teams in the preseason AP Poll. In total, six Big 12 teams were ranked in the preseason top 25, which is the most in conference history.
- The league has led the way with four-straight years leading all conferences in average Net Rating
- The Big 12 has also led the nation in Conference RPI in each of the last four seasons and 9 of the last 11 seasons
- The conference had a Big 12 record eight teams make the NCAA Tournament last season

DUNKS

BAYLOR 50, OPPONENT 43

22	Josh Ojianwuna
17	VJ Edgecombe
8	Norchad Omier
1	Jason Asemota
2	Marino Dubravcic
1	Jayden Nunn
1	Omar Adegbola



5 — JASON ASEMOTA

F • 6-8 • 205 • FR. • HS

LYNN, MASS.

(HILLCREST PREP)

SEASON/CAREER HIGHS

Points: — 8 vs. Tarleton (11/17/24)
FG: — 3 vs. Tarleton (11/17/24); vs. ABU (12/27/24)
FGA: — 7 vs. ABU (12/27/24)
3FG: — 1, three times; last vs. ABU (12/27/24)
3FGA: — 3 vs. Tarleton (11/17/24)
FT: — 1 at Gonzaga (11/4/24), vs. Tarleton (11/17/24)
FTA: — 4 vs. Tarleton (11/17/24)
Rebounds: — 9 vs. ABU (12/27/24)
Assists: 1 vs. Norfolk State (12/11/24), vs. Utah (12/31/24)
Turnovers: —
Blocks: — 1 at Iowa State (1/5/25)
Steals: — 2 vs. Tarleton (11/17/24)
Minutes Played: — 14 vs. ABU (12/27/24), vs. Cincinnati (1/7/24)

MISCELLANEOUS

	24-25	BU RECORD
Double-Figure Points:	0	0-0
20+ Points:	0	0-0
5+ Assists:	0	0-0
Led team in Points:	0	0-0
Led team in Rebounds:	0	0-0
Led team in Assists:	0	0-0
Led team in Blocks:	0	0-0
Led team in Bench Points:	0	—

ASEMOTA NOTEBOOK

- Freshman from Lynn, Mass., by way of Hillcrest Prep in Phoenix, Ariz.
- Last name pronounced Ah-SUH-moat-uh
- Tied for the team lead with a + 18 rating in a home win over Cincinnati (1/7/25)
- A Five-star prospect by Rivals and 247Sports
- The 6-foot-8 forward was rated as the 29th-best player in the 2024 class by ESPN
- During his junior year, the versatile wing competed on the Overtime Elite circuit with Hillcrest, averaging 15.7 points, 7.5 rebounds, 2.1 assists and 1.2 steals
- Attended the NBPA Top-100 camp in 2022 and 2023

2024-25 GAME-BY-GAME

OPPONENT	DATE	GS	MIN	FG	3FG	FT	OR-DR-TR	PF	A	T	B	S	PTS
at Gonzaga	11/4		6	0-0	0-0	1-2	1-0-1	1	0	0	0	0	1
vs. Arkansas	11/9		2	0-1	0-0	0-0	0-0-0	0	0	0	0	0	0
SAM HOUSTON STATE	11/12		6	1-2	1-2	0-0	1-0-1	0	0	0	0	1	3
TARLETON	11/17		12	3-5	1-3	1-4	0-3-3	0	0	0	0	2	8
vs. St. Johns	11/21						DNP						
vs. Tennessee	11/22						DNP						
NEW ORLEANS	11/27						DNP						
at UCONN	12/4		0	0	0	0	0-0-0	0	0	0	0	0	0
ABILENE CHRISTIAN	12/9		5	1-2	0-1	0-0	1-1-2	1	0	0	0	0	4
NORFOLK STATE	12/11		7	1-2	0-1	0-0	1-1-2	1	1	0	0	0	2
ARLINGTON BAPTIST	12/27		14	3-7	1-2	0-0	2-7-9	0	0	0	0	1	7
UTAH	12/31		2	0-0	0-0	0-0	0-1-1	0	1	0	0	1	0
at Iowa State	1/4		8	0-2	0-2	2-2	1-2-3	3	0	0	1	0	0
CINCINNATI	1/7		14	0-0	0-0	0-0	1-3-4	1	1	1	1	1	0
at Arizona St.	1/11		10	0-4	0-1	0-0	0-1-1	4	0	0	0	0	0
at Arizona	1/14		6	0-3	0-2	0-0	0-2-2	0	0	1	0	0	0
TCU	1/19		—	—	—	—	—	—	—	—	—	—	—
KANSAS STATE	1/22		—	—	—	—	—	—	—	—	—	—	—
at Utah	1/25		—	—	—	—	—	—	—	—	—	—	—
at BYU	1/28		—	—	—	—	—	—	1-28	—	—	—	—
KANSAS	2/1		—	—	—	—	—	—	—	—	—	—	—
at Texas Tech	2/4		—	—	—	—	—	—	—	—	—	—	—
UCF	2/8		—	—	—	—	—	—	—	—	—	—	—
at Houston	2/10		—	—	—	—	—	—	—	—	—	—	—
WEST VIRGINIA	2/15		—	—	—	—	—	—	—	—	—	—	—
ARIZONA	2/17		—	—	—	—	—	—	—	—	—	—	—
at Colorado	2/22		—	—	—	—	—	—	—	—	—	—	—
at Cincinnati	2/25		—	—	—	—	—	—	—	—	—	—	—
OKLAHOMA STATE	3/1		—	—	—	—	—	—	—	—	—	—	—
at TCU	3/4		—	—	—	—	—	—	3/4	—	—	—	—
HOUSTON	3/8		—	—	—	—	—	—	—	—	—	—	—

ASEMOTA, Jason

		Field Goals		3-Point		F-Throws		Rebounds				Scoring			
SEASON	TEAM	GP-GS	MIN/AVG	FG-FGA	FG%	3FG-3FGA	3FG%	FT-FTA	FT%	OFF	DEF	TOT	AVG	PF-FO	A TO BLK STL PTS AVG
2024-25	Baylor	13-0	94/7.2	9-28	.321	3-14	.214	2-6	.333	8	21	29	2.2	11-0	3 2 2 6 23 1.8
TOTAL		13-0	94/7.2	9-28	.321	3-14	.214	2-6	.333	8	21	29	2.2	11-0	3 2 2 6 23 1.8



32 — JALEN CELESTINE

F • 6-7 • 216 • GR. • TR

AJAX, ONTARIO

(LONG ISLAND LUTHERAN / CALIFORNIA)

SEASON HIGHS

Points: — 20 vs. Tarleton (11/17/24)

FG: — 6 vs. Tarleton (11/17/24)

FGA: — 9 vs. Tarleton (11/17/24)

3FG: — 4 vs. Tarleton (11/17/24), vs. St. John's (11/21/24)

3FGA: — 7 vs. Sam Houston (11/12/24), vs. Tarleton (11/17/24)

FT: — 4 vs. Tarleton (11/17/24)

FTA: — 4 vs. Tarleton (11/17/24)

Rebounds: — 5, four times; last vs. Utah (12/31/24)

Assists: — 2, three times; last at UCONN (12/4/24)

Turnovers: — 2 vs. ABU (12/27/24)

Blocks: — 2 vs. New Orleans (11/27/24)

Steals: — 1; four times; last vs. Norfolk State (12/11/24)

Minutes Played: — 31 vs. Arkansas (11/9/24) vs. St. John's (11/21/24)

CAREER HIGHS

Points: — 21 vs. St. Thomas (Minn.) (11/6/23)

FG: — 7; vs. Washington St. (2/5/22) and St. Thomas (Minn.) (11/6/23)

FGA: — 12; at Arizona St. (3/3/23) and vs. Stanford (2/26/22)

3FG: — 4 Four times; last vs. St. John's (11/21/24)

3FGA: — 9 vs. UCLA (2/10/24), vs. Stanford (3/13/24)

FT: — 4; four times; last vs. Tarleton (11/17/24)

FTA: — 6 vs. St. Thomas (Minn.) 11/06/23

Rebounds: — 9 vs. Washington St. 01/20/24

Assists: — 4 at Arizona St. (1/28/21)

Turnovers: — 3, three times, last vs. USC (2/7/24)

Blocks: — 2 three times; last vs. New Orleans (11/27/24)

Steals: — 5 at Colorado (2/28/24)

Minutes Played: — 37 vs. USC (2/7/24)

CELESTINE NOTEBOOK

- Graduate Transfer from Cal, where he earned a degree in legal studies
- Shot 44% from three-point range last year at Cal, which led all players with at least 100 attempts
- Became Baylor's first 20-point scorer this season with 20 on 6-of-9 shooting against Tarleton (11/17/24)
- Made a career-high four three pointers against UCLA (2/10/24) and Stanford (3/7/24)
- Scored Cal's final eight points, including the game-winning 3-pointer with five seconds left in an 82-80 road win at Washington (2/17/24)
- Notched a career high 21-points on 7-of-10 shooting in the season-opener against St. Thomas (11/6/23), 607 days after recovering from a knee injury suffered in 2022.
- Missed the entirety of the 2022-23 season with a knee injury
- Attended Long Island Lutheran, the same high school as freshman teammate, VJ Edgecombe
- Named to the New York State Sportswriters Association All-State Team
- Played AAU ball with the NY Jayhawks and Nike UPlay Canada on the EYBL circuit, averaging 16 points, 6 rebounds and 3 assists in the summer of 2019

2024-25 GAME-BY-GAME

OPPONENT	DATE	GS	MIN	FG	3FG	FT	OR-DR-TR	PF	A	T	B	S	PTS
at Gonzaga	11/4		23	2-5	2-5	0-0	1-0-1	4	0	0	0	0	6
vs. Arkansas	11/9		31	1-6	1-5	0-0	2-3-5	2	2	0	0	1	3
SAM HOUSTON STATE	11/12		20	4-11	2-7	0-0	2-2-4	2	2	1	0	0	10
TARLETON	11/17		22	6-9	4-7	4-4	0-1-1	2	0	0	0	1	20
vs. St. John's	11/21		31	4-7	4-5	2-2	2-0-2	5	0	1	0	0	14
vs. Tennessee	11/22		25	1-7	1-5	0-0	1-1-2	2	0	0	0	1	3
NEW ORLEANS	11/27		22	2-4	2-4	0-0	0-1-1	2	0	0	2	0	6
at UCONN	12/4		16	0-3	0-3	0-0	0-1-1	5	2	1	0	0	0
ABILENE CHRISTIAN	12/9		26	3-4	2-3	0-0	1-4-5	3	1	0	0	0	8
NORFOLK STATE	12/11		18	3-9	1-6	2-2	0-1-1	1	1	0	0	1	9
ARLINGTON BAPTIST	12/27		16	3-6	3-5	2-2	2-3-5	0	1	2	0	2	11
UTAH	12/31		26	2-9	1-6	0-0	1-4-5	1	0	1	0	1	5
at Iowa State	1/4						DNP (Ankle)						
CINCINNATI	1/7						DNP (Ankle)						
at Arizona St.	1/11						DNP (Ankle)						
at Arizona	1/14						DNP (Ankle)						
TCU	1/19		—	—	—	—	—	—	—	—	—	—	—
KANSAS STATE	1/22		—	—	—	—	—	—	—	—	—	—	—
at Utah	1/25		—	—	—	—	—	—	—	—	—	—	—
at BYU	1/28		—	—	—	—	—	—	—	—	—	—	—
KANSAS	2/1		—	—	—	—	—	—	—	—	—	—	—
at Texas Tech	2/4		—	—	—	—	—	—	—	—	—	—	—
UCF	2/8		—	—	—	—	—	—	—	—	—	—	—
at Houston	2/10		—	—	—	—	—	—	—	—	—	—	—
WEST VIRGINIA	2/15		—	—	—	—	—	—	—	—	—	—	—
ARIZONA	2/17		—	—	—	—	—	—	—	—	—	—	—
at Colorado	2/22		—	—	—	—	—	—	—	—	—	—	—
at Cincinnati	2/25		—	—	—	—	—	—	—	—	—	—	—
OKLAHOMA STATE	3/1		—	—	—	—	—	—	—	—	—	—	—
at TCU	3/4		—	—	—	—	—	—	—	—	—	—	—
HOUSTON	3/8		—	—	—	—	—	—	—	—	—	—	—

MISCELLANEOUS

	24-25	BU RECORD
Double-Figure Points:	4	4-0
20+ Points:	1	1-0
5+ Assists:	0	0-0
Led team in Points:	1	1-0
Led team in Rebounds:	0	0-0
Led team in Assists:	0	0-0
Led team in Blocks:	1	1-0
Led team in Steals:	0	0-0
Led team in Bench Points:	3	3-0

CELESTINE, Jalen

		Field Goals		3-Point		F-Throws		Rebounds				Scoring			
SEASON	TEAM	GP-GS	MIN/AVG	FG-FGA	FG%	3FG-3FGA	3FG%	FT-FTA	FT%	OFF	DEF	TOT	AVG	PF-FO	A TO BLK STL PTS AVG
2020-21	Cal	22-6	282/12.8	21-51	.412	12-29	.414	8-10	.800	13	25	38	1.7	33-1	13 14 3 6 62 2.8
2021-22	Cal	31-16	775/25.0	89-214	.416	30-88	.341	25-31	.806	24	72	96	3.1	74-2	28 32 4 16 233 7.5
2023-24	Cal	27-23	725/26.9	79-175	.451	48-109	.440	28-39	.718	12	75	87	3.2	66-1	23 21 6 20 234 8.7
2024-25	Baylor	12-0	276/23.0	31-80	.388	23-61	.377	10-10	1.000	12	21	33	2.8	29-2	9 6 4 8 95 7.9
TOTAL FOR Baylor		12-0	276/23.0	31-80	.388	23-61	.377	10-10	1.000	12	21	33	2.8	29-2	9 6 4 8 95 7.9
TOTAL		92-45	2058/22.4	220-520	.423	113-287	.394	71-90	.789	61	193	254	2.8	202-6	73 73 17 50 624 6.8



22 – MARINO DUBRAVCIC

F • 6-10 • 228 • FR. • HS
SPLIT, CROATIA
(OBRTNA TEHNICKA)

SEASON/CAREER HIGHS

Points: — 3 vs. Tarleton (11/17/24)
FG: — 1, three times; last vs. ABU (12/27/24)
FGA: — 3 vs. ABU (12/27/24)
3FG: —
3FGA: —
FT: — 3 vs. Tarleton (11/17/24)
FTA: — 4 vs. Tarleton (11/17/24)
Rebounds: — 2 vs. Tarleton (11/17/24)
Assists: —
Turnovers: — 2 vs. Sam Houston (11/12/24)
Blocks: —
Steals: —
Minutes Played: — 5 vs. ABU (12/27/24)

MISCELLANEOUS

	24-25	BU RECORD
Double-Figure Points:	—	—
Double-Figure Assists:	—	—
Double-Doubles:	—	—
20+ Points:	—	—
5+ Assists:	—	—
Led team in Points:	—	—
Led team in Rebounds:	—	—
Led team in Assists:	—	—
Led team in Blocks:	—	—
Led team in Bench Points:	—	—

DUBRAVCIC NOTEBOOK

- Freshman forward from Split, Croatia
- Scored his career-first bucket in the final minutes of the game against New Orleans (11/27/24)
- Has international experience including a solid showing at the FIBA U18 European Championship in 2022 where he averaged 6.7 points and 3.9 rebounds across seven games for Croatia
- His high-water mark in the event was a 12-point, eight-rebound performance against North Macedonia

2024-25 GAME-BY-GAME

OPPONENT	DATE	GS	MIN	FG	3FG	FT	OR-DR-TR	PF	A	T	B	S	PTS
at Gonzaga	11/4	1	0-0	0-0	0-0	0-0-0	0	0	0	0	0	0	0
vs. Arkansas	11/9	—	—	—	—	DNP	—	—	—	—	—	—	—
SAM HOUSTON STATE	11/12	4	0-0	0-0	0-0	0-1-1	0	0	2	0	0	0	0
TARLETON	11/17	4	0-0	0-0	3-4	2-0-2	0	0	0	0	0	0	3
vs. St. Johns	11/21	—	—	—	—	DNP	—	—	—	—	—	—	—
vs. Tennessee	11/22	—	—	—	—	DNP	—	—	—	—	—	—	—
NEW ORLEANS	11/27	2	1-1	0-0	0-0	1-0-1	0	0	0	0	0	0	2
at UCONN	12/4	—	—	—	—	DNP	—	—	—	—	—	—	—
ABILENE CHRISTIAN	12/9	—	—	—	—	DNP	—	—	—	—	—	—	—
NORFOLK STATE	12/11	3	1-2	0-0	0-0	0-1-1	1	0	0	0	0	0	2
ARLINGTON BAPTIST	12/27	5	1-3	0-0	0-0	1-0-1	0	0	1	0	0	0	2
UTAH	12/31	1	0-0	0-0	0-0	0-0-0	1	0	0	0	0	0	0
at Iowa State	1/4	—	—	—	—	DNP	—	—	—	—	—	—	—
CINCINNATI	1/7	1	0-0	0-0	0-0	0-0-0	0	0	0	0	0	0	0
at Arizona St.	1/11	—	—	—	—	DNP	—	—	—	—	—	—	—
at Arizona	1/14	—	—	—	—	DNP	—	—	—	—	—	—	—
TCU	1/19	—	—	—	—	—	—	—	—	—	—	—	—
KANSAS STATE	1/22	—	—	—	—	—	—	—	—	—	—	—	—
at Utah	1/25	—	—	—	—	—	—	—	—	—	—	—	—
at BYU	1/28	—	—	—	—	—	—	—	—	—	—	—	—
KANSAS	2/1	—	—	—	—	—	—	—	—	—	—	—	—
at Texas Tech	2/4	—	—	—	—	—	—	—	—	—	—	—	—
UCF	2/8	—	—	—	—	—	—	—	—	—	—	—	—
at Houston	2/10	—	—	—	—	—	—	—	—	—	—	—	—
WEST VIRGINIA	2/15	—	—	—	—	—	—	—	—	—	—	—	—
ARIZONA	2/17	—	—	—	—	—	—	—	—	—	—	—	—
at Colorado	2/22	—	—	—	—	—	—	—	—	—	—	—	—
at Cincinnati	2/25	—	—	—	—	—	—	—	—	—	—	—	—
OKLAHOMA STATE	3/1	—	—	—	—	—	—	—	—	—	—	—	—
at TCU	3/4	—	—	—	—	—	—	—	—	—	—	—	—
HOUSTON	3/8	—	—	—	—	—	—	—	—	—	—	—	—

DUBRAVCIC, Marino																				
				Field Goals		3-Point		F-Throws		Rebounds									Scoring	
SEASON	TEAM	GP-GS	MIN/AVG	FG-FGA	FG%	3FG-3FGA	3FG%	FT-FTA	FT%	OFF	DEF	TOT	AVG	PF-FO	A	TO	BLK	STL	PTS	AVG
2024-25	Baylor	8-0	21/2.6	3-6	.500	0-0	.000	3-4	.750	4	2	6	0.8	1-0	0	3	0	0	9	1.1
TOTAL		8-0	21/2.6	3-6	.500	0-0	.000	3-4	.750	4	2	6	0.8	1-0	0	3	0	0	9	1.1



7 – VJ EDGECOMBE

G • 6-4 • 190 • FR • HS
BIMINI, BAHAMAS
(LONG ISLAND LUTHERAN)

SEASON/CAREER HIGHS

Points: — 20 vs. Tennessee (11/21/24)
FG: — 8 vs. Tennessee (11/21/24)
FGA: — 16 vs. Tennessee (11/21/24)
3FG: — 3 vs. Tennessee (11/21/24)
3FGA: — 7 vs. Arkansas (11/9/24), at Arizona (1/14/25)
FT: — 8 vs. Tarleton (11/17/24)
FTA: — 11 vs. Tarleton (11/17/24)
Rebounds: — 10 vs. Sam Houston (11/12/24)
Assists: — 7 vs. Sam Houston (11/12/24)
Turnovers: — 5 at Arizona (1/14/25)
Blocks: — 2 at Gonzaga (11/4/24)
Steals: — 4 vs. Tarleton (11/17/2), vs. ACU (12/9/24), at Iowa St. (1/5/25)
Minutes Played: — 41 at Arizona State (1/11/25)

MISCELLANEOUS

	24-25	BU RECORD
Double-Figure Points:	12	10-2
20+ Points:	1	0-1
5+ Assists:	3	3-0
Led team in Points:	2	2-0
Led team in Rebounds:	3	2-1
Led team in Assists:	2	1-1
Led team in Blocks:	5	4-1
Led team in Bench Points:	0	—

EDGECOMBE NOTEBOOK

- Freshman guard from Bimini, Bahamas
- Preseason Big 12 Freshman of the Year
- Seventh McDonald's All-American in program history
- Scored 18 points vs. Cincinnati reaching double figures for the 10th time in 13 games, with the Bears 9-1 in those games (1/7/25)
- Had a game-high 19 points in the Big 12 Opener against Utah (12/31/24)
- Impressed in his return to his home country, averaging 15.0 points and leading the team in steals and blocks against No. 22 St. John's and No. 11 Tennessee.
- Established a career-high in points for a fourth-straight game with 17 against Tarleton (11/17/24)
- Recorded his career-first double-double with 13 points and 10 rebounds to go along with his 7 assists against Sam Houston, establishing career highs in all three categories for the second-straight game (11/12/24)
- Notching a double-double in just his third game with the Bears, Edgcombe is the fastest Baylor player to record their first double-double since **Kendall Brown** notched one in his second game against Nicholls on 11/15/21.
- Notched career highs with 11 pts, 8 rebs and 5 assists, boasting a game-high +13 plus-minus rating in a 72-67 win over No. 16 Arkansas (11/9/24)
- Rated as the No. 4 prospect in the 2025 NBA Draft by ESPN
- Spent the summer playing for the Bahamian National Team in the FIBA Olympic qualifying tournament
- Playing alongside the likes of Buddy Hield and Deandre Ayton, Edgcombe impressed, averaging 16.5 points, 3.8 assists and 2.0 steals in four games
- Coming off a stellar senior season at Long Island Lutheran, helping the Crusaders reach No. 2 in the ESPN High School basketball rankings
- Long Island reached the Chipotle National Finals (formerly GEICO Nationals), falling in the quarterfinals of the eight-team national tournament against Columbus
- That Columbus team that beat Edgcombe's Crusaders eventually bowed out in the semifinals against fellow Baylor signee Robert Wright and his Montverde Academy Eagles
- Gatorade Player of the Year in New York in 2022-23 and 2023-24, joining his classmate Wright, who was named the Gatorade Player of the Year in Pennsylvania in 2022-23

2024-25 GAME-BY-GAME

OPPONENT	DATE	GS	MIN	FG	3FG	FT	OR-DR-TR	PF	A	T	B	S	PTS
at Gonzaga	11/4	*	29	2-11	0-3	0-0	3-4-7	2	1	3	2	1	4
vs. Arkansas	11/9	*	35	3-12	1-7	4-6	2-6-8	2	5	1	1	1	11
SAM HOUSTON STATE	11/12	*	30	6-9	1-3	0-0	5-5-10	3	7	0	1	3	13
TARLETON	11/17	*	24	4-9	1-4	8-11	4-1-5	1	2	4	3	4	17
vs. St. Johns	11/21	*	36	4-15	2-5	0-0	1-3-4	2	3	4	2	3	10
vs. Tennessee	11/22	*	27	8-16	3-6	1-2	2-0-2	3	3	2	1	2	20
NEW ORLEANS	11/27	*	11	1-4	0-2	0-0	1-1-2	2	0	0	1	1	2
at UCONN	12/4						DNP (Hamstring)						
ABILENE CHRISTIAN	12/9	*	30	6-9	0-3	2-4	0-6-6	1	3	3	1	4	14
NORFOLK STATE	12/11	*	32	6-11	2-5	2-4	4-5-9	2	4	1	0	3	16
ARLINGTON BAPTIST	12/27	*	24	3-10	2-4	2-2	2-4-6	1	6	1	3	3	10
UTAH	12/31	*	25	6-10	2-4	5-6	2-3-5	3	1	2	0	2	19
at Iowa State	1/4	*	36	1-9	0-3	2-2	1-6-7	3	4	1	0	4	4
CINCINNATI	1/7	*	30	7-13	2-4	2-2	0-4-4	3	2	1	0	1	18
at Arizona St.	1/11	*	41	5-13	3-6	2-3	1-3-4	4	4	3	0	2	15
at Arizona	1/14	*	35	6-13	2-7	0-0	1-6-7	4	2	5	0	2	14
TCU	1/19		—	—	—	—	—	—	—	—	—	—	—
KANSAS STATE	1/22		—	—	—	—	—	—	—	—	—	—	—
at Utah	1/25		—	—	—	—	—	—	—	—	—	—	—
at BYU	1/28		—	—	—	—	—	—	—	—	—	—	—
KANSAS	2/1		—	—	—	—	—	—	—	—	—	—	—
at Texas Tech	2/4		—	—	—	—	—	—	—	—	—	—	—
UCF	2/8		—	—	—	—	—	—	—	—	—	—	—
at Houston	2/10		—	—	—	—	—	—	—	—	—	—	—
WEST VIRGINIA	2/15		—	—	—	—	—	—	—	—	—	—	—
ARIZONA	2/17		—	—	—	—	—	—	—	—	—	—	—
at Colorado	2/22		—	—	—	—	—	—	—	—	—	—	—
at Cincinnati	2/25		—	—	—	—	—	—	—	—	—	—	—
OKLAHOMA STATE	3/1		—	—	—	—	—	—	—	—	—	—	—
at TCU	3/4		—	—	—	—	—	—	—	—	—	—	—
HOUSTON	3/8		—	—	—	—	—	—	—	—	—	—	—

EDGECOMBE, V.j.																				
				Field Goals		3-Point		F-Throws		Rebounds								Scoring		
SEASON	TEAM	GP-GS	MIN/AVG	FG-FGA	FG%	3FG-3FGA	3FG%	FT-FTA	FT%	OFF	DEF	TOT	AVG	PF-FO	A	TO	BLK	STL	PTS	AVG
2024-25	Baylor	15-15	448/29.8	68-164	.415	21-66	.318	30-42	.714	29	57	86	5.7	35-0	47	31	13	36	187	12.5
TOTAL		15-15	448/29.8	68-164	.415	21-66	.318	30-42	.714	29	57	86	5.7	35-0	47	31	13	36	187	12.5



21 — DAVIDSON HUBBARD

G • 6-5 • 216 • GR • TR
CHARLOTTE, N.C
(ARDREY KELL/HAMPDEN-SYDNEY)

SEASON HIGHS

Points: — 2 vs. Sam Houston (11/12/24), vs. New Orleans (11/27/24)
FG: — 1 three times; last vs. ABU (12/27/24)
FGA: — 2 vs. Sam Houston (11/12/24)
3FG: — 1 vs. ABU (12/27/24)
3FGA: — 1, three times; last vs. ABU (12/27/24)
FT: —
FTA: —
Rebounds: — 2 vs. Sam Houston (11/12/24)
Assists: —
Turnovers: — 1 at Gonzaga (11/4/24)
Blocks: — 1 vs. Sam Houston (11/12/24)
Steals: —
Minutes Played: — 5 vs. ABU (12/27/24)

CAREER HIGHS

Points: — 31 at John Carroll (12/19/23)
FG: — 13 at Salisbury (1/21/23); at John Carroll (12/19/23)
FGA: — 23 at John Carroll (12/19/23)
3FG: — 4; three times, last vs. Ferrum (2/22/24)
3FGA: — 10 at Washington and Lee (2/18/23)
FT: — 6 vs. La Roche (3/1/24)
FTA: — 6 seven times
Rebounds: — 16; Washington & Lee (2/18/23) vs. Widener (11/17/23)
Assists: — 4, Randolph-Macon (2/16/22), at Lynchburg (12/7/22), vs. Nebraska Wesleyan (3/9/24)
Turnovers: — 5, at Salisbury (1/21/23) and Shenandoah (2/4/23)
Blocks: — 4 vs. Guilford (1/25/23) vs. Washington & Lee (2/25/24)
Steals: —4 vs. Emory 3/3/23
Minutes Played: — 37 vs. Guilford (12/2/24)

MISCELLANEOUS

	24-25	BU RECORD
Double-Figure Points:	0	0-0
20+ Points:	0	0-0
5+ Assists:	0	0-0
Led team in Points:	0	0-0
Led team in Rebounds:	0	0-0
Led team in Assists:	0	0-0
Led team in Blocks:	0	0-0
Led team in Bench Points:	0	0-0

HUBBARD NOTEBOOK

- Graduate transfer guard from Charlotte, N.C., by way of Division III Hampden-Sydney College
- Scored his career-first points in a BU win over Sam Houston (11/12/24).
- Helped the Tigers to a 31-3 record and a berth in the Division III National title game last season
- 2023-24 NABC Second Team All-American and a Third Team All-American by D3Hoops.com
- Shot .469% from the field, .318% from three-point range and .818% from the free-throw line while nabbing 31 steals and 14 blocks en route to a Division III title-game berth
- Two-time First Team Old Dominion Athletic Conference honoree
- 21 career double-doubles
- Appeared in 92 games with 82 starts in four seasons with the Tigers
- 2020 graduate of Ardrey Kell High School in Charlotte, North Carolina
- Named a team captain as a senior, earning All-Conference honors, averaging 15.0 points and 7.5 rebounds
- Helped AKHS to three-straight Conference Championships (2018-20)

2024-25 GAME-BY-GAME

OPPONENT	DATE	GS	MIN	FG	3FG	FT	OR-DR-TR	PF	A	T	B	S	PTS
at Gonzaga	11/4		1	0-0	0-0	0-0	0-0-0	0	0	1	0	0	0
vs. Arkansas	11/9						DNP						
SAM HOUSTON STATE	11/12		2	1-2	0-1	0-0	1-1-2	0	0	0	1	0	2
TARLETON	11/17		4	0-1	0-1	0-0	0-1-1	0	0	0	0	0	0
vs. St. Johns	11/21						DNP						
vs. Tennessee	11/22						DNP						
NEW ORLEANS	11/27		2	1-1	0-0	0-0	0-0-0	0	0	0	0	0	2
at UCONN	12/4						DNP						
ABILENE CHRISTIAN	12/9		3	0-1	0-0	0-0	0-0-0	0	0	0	0	0	0
NORFOLK STATE	12/11		1	0-0	0-0	0-0	0-1-1	0	0	0	0	0	0
ARLINGTON BAPTIST	12/27		5	1-1	1-1	0-0	0-1-1	0	0	0	0	0	3
UTAH	12/31		1	0-0	0-0	0-0	0-0-0	1	0	0	0	0	0
at Iowa State	1/4						DNP						
CINCINNATI	1/7		1	0-0	0-0	0-0	0-0-0	0	0	0	0	0	0
at Arizona St.	1/11						DNP						
at Arizona	1/14						DNP						
TCU	1/19		—	—	—	—	—	—	—	—	—	—	—
KANSAS STATE	1/22		—	—	—	—	—	—	—	—	—	—	—
at Utah	1/25		—	—	—	—	—	—	—	—	—	—	—
at BYU	1/28		—	—	—	—	—	—	—	—	—	—	—
KANSAS	2/1		—	—	—	—	—	—	—	—	—	—	—
at Texas Tech	2/4		—	—	—	—	—	—	—	—	—	—	—
UCF	2/8		—	—	—	—	—	—	—	—	—	—	—
at Houston	2/10		—	—	—	—	—	—	—	—	—	—	—
WEST VIRGINIA	2/15		—	—	—	—	—	—	—	—	—	—	—
ARIZONA	2/17		—	—	—	—	—	—	—	—	—	—	—
at Colorado	2/22		—	—	—	—	—	—	—	—	—	—	—
at Cincinnati	2/25		—	—	—	—	—	—	—	—	—	—	—
OKLAHOMA STATE	3/1		—	—	—	—	—	—	—	—	—	—	—
at TCU	3/4		—	—	—	—	—	—	—	—	—	—	—
HOUSTON	3/8		—	—	—	—	—	—	—	—	—	—	—

HUBBARD, Davidson																				
				Field Goals		3-Point		F-Throws		Rebounds									Scoring	
SEASON	TEAM	GP-GS	MIN/AVG	FG-FGA	FG%	3FG-3FGA	3FG%	FT-FTA	FT%	OFF	DEF	TOT	AVG	PF-FO	A	TO	BLK	STL	PTS	AVG
2020-21	HSC	6-0	74/12.3	12-22	.545	0-5	.000	4-7	.571	5	9	14	2.3	5-0	4	2	0	1	28	4.7
2021-22	HSC	23-21	548/23.8	94-180	.522	12-32	.375	30-41	.732	50	104	154	6.7	54-2	19	35	16	21	230	10.0
2022-23	HSC	29-28	819/28.2	166-314	.529	30-68	.441	60-83	.723	79	182	261	9.0	73-1	38	61	28	20	422	14.6
2023-24	HSC	34-33	986/29.0	203-433	.469	48-151	.318	54-66	.818	68	177	245	7.2	79-1	37	35	14	31	508	14.9
2024-25	Baylor	9-0	20/2.3	3-6	.500	1-3	.333	0-0	.000	1	4	5	0.6	1-0	0	1	1	0	7	0.8
TOTAL FOR Baylor		9-0	20/2.3	3-6	.500	1-3	.333	0-0	.000	1	4	5	0.6	1-0	0	1	1	0	7	0.8
TOTAL		101-82	2447/24.2	478-955	.501	91-259	.351	148-197	.751	203	476	679	6.7	212-4	98	134	59	73	1195	11.8



13 — LANGSTON LOVE

G • 6-5 • 215 • R.J.R. • 2L

UNIVERSAL CITY, TEXAS
(MONTVERDE ACADEMY)

SEASON HIGHS

Points: — 16 at UCONN (12/4/24)
FG: — 6 at UCONN (12/4/24)
FGA: — 12 at UCONN (12/4/24)
3FG: — 3 at UCONN (12/4/24)
3FGA: — 6 vs. New Orleans (11/27/24)
FT: — 1 at UCONN (12/4/24)
FTA: — 1 at UCONN (12/4/24)
Rebounds: — 4 vs. New Orleans (11/27/24)
Assists: — 4 vs. St. John's (11/21/24)
Turnovers: — 2 vs. Norfolk State (12/11/24)
Blocks: — 1 vs. Utah (12/31/24)
Steals: — 3 vs. Norfolk State (12/11/24)
Minutes Played: — 36 at UCONN (12/4/24)

CAREER HIGHS

Points: 24 at UCF (1/31/24)
FG: 8 vs. John Brown (11/9/23), vs. Nicholls (11/28/23)
FGA: 15 vs. Tarleton (12/6/22)
3FG: 5 vs. Nicholls (11/28/23), at UCF (1/31/24)
3FGA: 7 vs. Nicholls (11/28/23), at Kansas State (11/16/24), at UCF (1/31/24)
FT: 7 vs. Gardner-Webb (11/12/23), at UCF (1/31/24)
FTA: 8 vs. Gardner-Webb (11/12/23)
Rebounds: 10 vs. TCU (1/27/24)
Assists: 4 vs. four times; last vs. St. John's (11/21/24)
Turnovers: 3 vs. Tarleton (12/6/22) vs. Iowa State (12/31/22)
Blocks: 1, four times
Steals: 3, vs. Norfolk State (12/11/24)
Minutes Played: 42 vs. TCU (1/27/24)

MISCELLANEOUS

	2024-25	BU RECORD	BU CAREER
Double-Figure Points:	3	2-1	20-7
20+ Points:	—	0	4-0
5+ Assists:	—	0	—
Led team in Points:	—	0	3-1
Led team in Rebounds:	—	0	—
Led team in Assists:	1	1-0	2-0
Led team in Bench Points:	1	1-0	21-5

LOVE NOTEBOOK

- Redshirt Junior guard from Universal City, Texas
- Netted a season-high 16 points on 6-of-12 shooting in 36 minutes at UCONN (12/4/24)
- Suffered a left ankle injury that against Texas Tech (2/6/24) that cost him 11 of the last 13 games last season
- In the mix for Big 12 Sixth-man of the Year before his injury, Love earned All-Big 12 Honorable Mention Honors in 2024
- Played his first game since March 9, 2024 (257 days) against St. John's, tying a career high with four assists (11/21/24)
- Set a new career-high with 24 points to go along with a game-high seven rebounds at UCF (1/31/24)
- Notched his career-first double-double with 11 points and 10 rebounds, his first double-digit rebounding performance of his career vs. TCU (1/27/24)
- Scored 11 first-half points en route to a team-high 14 against Cincinnati (1/13/24).
- Notched his second-straight game game of 15+ points with 15 against BYU in the conference home opener (1/9/24).
- Came up with 17 big points off the bench for the Bears in an overtime win at Oklahoma State (1/6/24)
- Enjoyed a career night with 23 points on 8-of-10 shooting (5-of-7 from three) as the Bears routed Nicholls (11/28/23)
- Finished with 16 points and a plus-minus rating of +18, helping Baylor win the NIT Season Tip-Off against Florida (11/25/23)
- Tallied 11 points on 4-of-7 shooting (.571) in a home win over No. 8 Texas (2/25/23)
- Scored 19 points on .778 shooting, including a pair of threes, helping the Bears beat Oklahoma (2/8/23)
- Led the team in bench points for a sixth time with 11 points to help lift BU to a win over Kansas (1/23/23)
- Had a career night in his first career start, scoring 20 points with 6 rebs., 2 assists and 2 steals to lift the short-handed Bears past Tarleton (12/6)
- Notched his third-career game in double figures, scoring 10 points to help lift the Bears over No. 14 Gonzaga (12/2/22)
- Scored 13 points against MVSU (11/7/22), which are the most in a BU debut since LJ Cryer had 17 against UL on 11/28/2020
- Became the first player with 10+ points and 8+ rebounds in his BU debut since MaCio Teague against Central Arkansas (11/5/19)
- Suffered a torn ACL in a private scrimmage prior to 2021-22 and missed the full season
- Four-star guard ranked No. 28 in 2021 recruiting class (ESPN100)
- Attended Montverde Academy in Florida, signed with Baylor in Nov. 2020 as part of highest-ranked recruiting class in program history (No. 4 by ESPN)
- Helped Montverde Academy to a 24-1 record and MaxPreps National Championship as a senior in 2020-21
- Participated in 2021 USA Basketball Men's U19 World Cup Team Training Camp
- Played in 2019 USA Basketball Men's Junior National Team minicamps
- Played first two high school seasons at Cibola Steele High School before transferring to Montverde
- Averaged 23.1 points and 7.8 rebounds to help Steele to Class 6A state semifinals as a sophomore in 2018-19

2024-25 GAME-BY-GAME

OPPONENT	DATE	GS	MIN	FG	3FG	FT	OR-DR-TR	PF	A	T	B	S	PTS
at Gonzaga	11/4						DNP (ANKLE)						
vs. Arkansas	11/9						DNP (ANKLE)						
SAM HOUSTON STATE	11/12						DNP (ANKLE)						
TARLETON	11/17						DNP (ANKLE)						
vs. St. Johns	11/21		16	0-3	0-1	0-0	2-1-3	1	4	1	0	0	0
vs. Tennessee	11/22		18	0-3	0-2	0-0	0-3-3	0	0	0	0	0	0
NEW ORLEANS	11/27		27	3-8	1-6	0-0	0-4-4	2	0	0	0	0	7
at UCONN	12/4	*	36	6-12	3-5	1-1	1-1-2	4	1	1	0	1	16
ABILENE CHRISTIAN	12/9		23	4-9	2-5	0-0	0-1-1	2	0	1	0	0	10
NORFOLK STATE	12/11		26	1-5	1-1	1-1	1-2-3	2	3	2	0	3	8
ARLINGTON BAPTIST	12/27		12	4-5	2-3	1-2	1-0-1	0	0	1	0	0	11
UTAH	12/31		17	0-7	0-4	0-0	1-2-3	1	0	0	1	0	
at Iowa State	1/4						DNP (ANKLE SORENESS)						
CINCINNATI	1/7						DNP (ANKLE SORENESS)						
at Arizona St.	1/11						DNP (ANKLE SORENESS)						
at Arizona	1/14						DNP (ANKLE SORENESS)						
TCU	1/19		—	—	—	—	—	—	—	—	—	—	—
KANSAS STATE	1/22		—	—	—	—	—	—	—	—	—	—	—
at Utah	1/25		—	—	—	—	—	—	—	—	—	—	—
at BYU	1/28		—	—	—	—	—	—	—	—	—	—	—
KANSAS	2/1		—	—	—	—	—	—	—	—	—	—	—
at Texas Tech	2/4		—	—	—	—	—	—	—	—	—	—	—
UCF	2/8		—	—	—	—	—	—	—	—	—	—	—
at Houston	2/10		—	—	—	—	—	—	—	—	—	—	—
WEST VIRGINIA	2/15		—	—	—	—	—	—	—	—	—	—	—
ARIZONA	2/17		—	—	—	—	—	—	—	—	—	—	—
at Colorado	2/22		—	—	—	—	—	—	—	—	—	—	—
at Cincinnati	2/25		—	—	—	—	—	—	—	—	—	—	—
OKLAHOMA STATE	3/1		—	—	—	—	—	—	—	—	—	—	—
at TCU	3/4		—	—	—	—	—	—	—	—	—	—	—
HOUSTON	3/8		—	—	—	—	—	—	—	—	—	—	—

LOVE, Langston

				Field Goals		3-Point		F-Throws		Rebounds										Scoring	
SEASON	TEAM	GP-GS	MIN/AVG	FG-FGA	FG%	3FG-3FGA	3FG%	FT-FTA	FT%	OFF	DEF	TOT	AVG	PF-FO	A	TO	BLK	STL	PTS	AVG	
2022-23	Baylor	30-2	501/16.7	64-148	.432	24-66	.364	38-55	.691	27	39	66	2.2	46-0	24	21	4	12	190	6.3	
2023-24	Baylor	24-0	599/24.9	87-187	.465	36-75	.480	54-69	.783	16	53	69	2.9	43-0	29	25	5	9	264	11.0	
2024-25	Baylor	8-1	175/21.9	20-56	.357	9-31	.290	3-4	.750	6	14	20	2.5	15-0	8	6	1	4	52	6.5	
TOTAL		62-3	1274/20.6	171-391	.437	69-172	.401	95-128	.742	49	106	155	2.5	104-0	61	52	10	25	506	8.2	



2 — JAYDEN NUNN

G • 6-4 • 190 • SR. • 1L

FLINT, MICH

(DREAM CITY CHRISTIAN SCHOOL/ VCU)

SEASON HIGHS

Points: 23 vs. New Orleans (11/27/24)
FG: — 7 vs. New Orleans (11/27/24)
FGA: — 13 vs. Arkansas (11/9/24), vs. New Orleans (11/27/24)
3FG: — 7 vs. New Orleans (11/27/24)
3FGA: — 10 vs. New Orleans (11/27/24)
FT: — 5 at Arizona St. (1/11/25)
FTA: —5 at Arizona St. (1/11/25)
Rebounds: — 8 vs. St. John’s (11/21/24)
Assists: — 5 vs. Utah (12/31/24)
Turnovers: — 2 three; last vs. Norfolk State (12/11/24)
Blocks: — 1 vs. St. John’s (11/21/24)
Steals: — 3 vs. Arkansas (11/9/24), vs. Sam Houston (11/12/24)
Minutes Played: — 38 vs. St. John’s (11/21/24)

CAREER HIGHS

Points: — 31 at Saint Joes (2/21/23)
FG: — 12 at Saint Joes (2/21/23)
FGA: — 14 vs. UCONN (11/26/21)
3FG: — 7 vs. New Orleans (11/27/24), at Saint Joes (2/21/23)
3FGA: — 10 vs. New Orleans (11/27/24), Wake Forest (3/19/22)
FT: — 8; twice, vs. Kennesaw St. (11/26/22), vs. Saint Louis (2/28/23)
FTA: — 12 vs. Kennesaw St. (11/26/22)
Rebounds: — 8 vs. UCONN (11/26/21), vs. St. John’s (11/21/24)
Assists: — 5; five times, last vs. Utah (12/31/24)
Turnovers: — 6 vs. Saint Peters (11/9/21), vs. Michigan State (12/16/23)
Blocks: — 3 vs. Saint Louis (3/11/23)
Steals: — 5 vs. Cincinnati (3/14/24)
Minutes Played: — 43 vs. Houston (2/24/24)

MISCELLANEOUS

	2024-25	BU RECORD	BU CAREER
Double-Figure Points:	9	9-0	22-3
20+ Points:	1	1-0	4-0
5+ Assists:	—	0	0-1
Led team in Points:	4	4-0	6-0
Led team in Rebounds:	—	—	—
Led team in Assists:	3	3-0	4-1
Led team in Steals:	1	1-0	7-2
Led team in Bench Points:	—	—	—

NUNN NOTEBOOK

- A 6-foot-4 190-pound senior transfer guard
- Brings the experience of 117 games and 115 starts (every game at BU) over the last three seasons between Baylor and VCU
- Averaging 12.0 points per game at home this season
- Led the team in scoring for the third time in four home games with 18 points against ACU (12/9/24)
- Finished with a game-high 23 points against UNO, his 8th-career 20-point game and his fourth at BU, where he wen’t 6-of-7 from three, becoming the the first player with six threes in a half since King McClure was 6-of-7 in the first half against Oklahoma State in Jan. of 2019
- Eclipsed the 1,000-point mark with 11 points against Tarleton (11/17/24)
- Paced the team in scoring for the second-straight game with 19 points against Sam Houston State (11/12/24)
- Scored a team-high 16 points on 6-of-13 shooting against No. 16 Arkansas (11/9/24)
- Scored 15 points on 4-of-5 shooting from beyond the arc in the first round of the NCAA Tournament against Colgate (3/22/24).
- Averaged 11.6 points per game in the 11 games without Langston Love last year, with five games in double figures. Averaged 9.8 points per game before that.
- Went a perfect 4-for-4 in the second half en route to 18 points in a win over No. 7 Kansas (3/2/24)
- Averaged 23.5 points on 15-of-23 shooting (.652) en route to becoming the first player in program history to sweep Big 12 Player and Newcomer of the week in the same week (2/19).
- Notched back-to-back 20-point games for the first time in his career, with 20 points in a road win at West Virginia (2/17/24).
- Recorded his best game at Baylor with 27 points on 8 of 12 shooting and a team-high three steals against OU (2/13/24).
- Had his Big 12-best 16 points including the game-winning shot with 2.0 seconds left against ISU, the first BU player to hit a game-winning shot in the final 10 seconds since Jo Lual-Acuil in Feb. of 2018. (2/3/24)
- Had game-high three steals and hit a couple of big three-pointers in route to 11 points in a win over BYU (1/9/24).
- With VCU, he averaged 9.0 points and 1.7 assists while shooting 42% from the floor and 38.3% from long distance
- Finished fourth in the conference in three-point field goal percentage (.404), and ninth in steals per game (1.5) in 2022-23
- 2021-22 Atlantic 10 All-Rookie team, averaging 8.6 points, 2.5 rebounds and 1.8 assists in 29.1 minutes per game
- Became just the third true freshman since 2009 to start the season opener for the Rams
- Father, Tim, played basketball at Wisconsin-Green Bay after winning a Michigan State High School Championship alongside future NBA star Glen Rice and future NFL star Andre Rison

2024-25 GAME-BY-GAME

OPPONENT	DATE	GS	MIN	FG	3FG	FT	OR-DR-TR	PF	A	T	B	S	PTS
at Gonzaga	11/4	*	27	3-8	0-5	0-0	1-3-4	1	0	0	0	0	6
vs. Arkansas	11/9	*	35	6-13	4-7	0-0	2-0-2	1	0	1	0	3	16
SAM HOUSTON STATE	11/12	*	30	6-9	5-8	2-2	0-2-2	0	4	2	0	3	19
TARLETON	11/17	*	24	4-7	3-5	0-1	1-3-4	1	3	1	0	2	11
vs. St. Johns	11/21	*	38	4-12	2-5	2-4	1-7-8	3	4	1	1	2	12
vs. Tennessee	11/22	*	25	1-7	1-5	0-0	1-1-2	2	0	1	0	0	3
NEW ORLEANS	11/27	*	28	7-13	7-10	2-2	1-2-3	0	4	0	0	2	23
at UCONN	12/4	*	31	3-7	1-2	1-1	1-0-1	3	0	2	0	0	8
ABILENE CHRISTIAN	12/9	*	33	7-12	4-4	0-2	1-3-4	2	4	0	0	1	18
NORFOLK STATE	12/11	*	29	2-5	2-4	0-0	1-0-1	1	1	2	0	1	6
ARLINGTON BAPTIST	12/27	*	22	4-11	3-8	0-0	2-1-3	2	1	1	1	2	11
UTAH	12/31	*	24	2-10	2-6	0-0	0-3-3	0	5	1	0	0	6
at Iowa State	1/4	*	31	1-5	1-3	0-0	0-1-1	1	0	2	0	1	3
CINCINNATI	1/7	*	34	3-9	2-6	1-2	0-0-0	1	0	0	0	0	9
at Arizona St.	1/11	*	33	2-5	1-3	5-5	0-2-2	1	1	1	0	1	10
at Arizona	1/14	*	30	3-9	2-4	2-2	3-2-5	4	0	1	0	1	10
TCU	1/19	—	—	—	—	—	—	—	—	—	—	—	—
KANSAS STATE	1/22	—	—	—	—	—	—	—	—	—	—	—	—
at Utah	1/25	—	—	—	—	—	—	—	—	—	—	—	—
at BYU	1/28	—	—	—	—	—	—	—	—	—	—	—	—
KANSAS	2/1	—	—	—	—	—	—	—	—	—	—	—	—
at Texas Tech	2/4	—	—	—	—	—	—	—	—	—	—	—	—
UCF	2/8	—	—	—	—	—	—	—	—	—	—	—	—
at Houston	2/10	—	—	—	—	—	—	—	—	—	—	—	—
WEST VIRGINIA	2/15	—	—	—	—	—	—	—	—	—	—	—	—
ARIZONA	2/17	—	—	—	—	—	—	—	—	—	—	—	—
at Colorado	2/22	—	—	—	—	—	—	—	—	—	—	—	—
at Cincinnati	2/25	—	—	—	—	—	—	—	—	—	—	—	—
OKLAHOMA STATE	3/1	—	—	—	—	—	—	—	—	—	—	—	—
at TCU	3/4	—	—	—	—	—	—	—	—	—	—	—	—
HOUSTON	3/8	—	—	—	—	—	—	—	—	—	—	—	—

NUNN, Jayden

				Field Goals		3-Point		F-Throws		Rebounds										Scoring	
SEASON	TEAM	GP-GS	MIN/AVG	FG-FGA	FG%	3FG-3FGA	3FG%	FT-FTA	FT%	OFF	DEF	TOT	AVG	PF-FO	A	TO	BLK	STL	PTS	AVG	
2021-22	VCU	31-29	898/29.0	88-219	.402	32-89	.360	59-78	.756	12	65	77	2.5	46-0	56	51	9	46	267	8.6	
2022-23	VCU	35-35	996/28.4	107-247	.433	40-99	.404	70-100	.700	13	75	88	2.5	75-1	53	41	19	51	324	9.3	
2023-24	Baylor	35-35	1003/28.7	117-257	.455	50-114	.439	83-117	.709	11	80	91	2.6	76-2	70	49	14	46	367	10.5	
2024-25	Baylor	16-16	473/29.6	58-142	.408	40-85	.471	15-21	.714	15	30	45	2.8	23-0	27	16	2	19	171	10.7	
TOTAL FOR Baylor		51-51	1477/29.0	175-399	.439	90-199	.452	98-138	.710	26	110	136	2.7	99-2	97	65	16	65	538	10.5	
TOTAL		117-115	3371/28.8	370-865	.428	162-387	.419	227-316	.718	51	250	301	2.6	220-3	206	157	44	162	1129	9.6	



15 – JOSH OJIANWUNA

F • 6-10 • 255 • JR. • 2L

ASABA, NIGERIA

(NBA GLOBAL ACADEMY)

SEASON HIGHS

Points: — 16 vs. Norfolk State (12/11/24)
FG: — 6 vs. Norfolk State (12/11/24), at Arizona St. (1/11/25)
FGA: — 7 vs. Norfolk State (12/11/24)
3FG: —
3FGA: — 1 at Iowa State (1/4/25)
FT: — 6 vs. Tarleton (11/17/24), at Arizona St. (1/11/25)
FTA: — 7 at Gonzaga (11/4/24)
Rebounds: — 17 at Arizona St. (1/11/25)
Assists: — 2 vs. ACU (12/9/24)
Turnovers: — 3 vs. ABU (12/27/24)
Blocks: — 3 vs. ABU (12/27/24), vs. Utah (12/31/24)
Steals: — 3 at Gonzaga (11/4/24)
Minutes Played: — 39 at Arizona St. (1/11/25)

CAREER HIGHS

Points: — 16 vs. Norfolk State (12/11/24)
FG: 6 vs. Norfolk State (12/11/24), at Arizona St. (1/11/25)
FGA: 9 vs. Cincinnati (1/7/25)
3FG: —
3FGA: 1 at TCU (2/26/24)
FT: 6 vs. Tarleton (11/17/24)
FTA: 7 at Gonzaga (11/4/24)
Rebounds: 17 at Arizona St. (1/11/25)
Assists: 2, four times; last vs. ACU (12/9/24)
Turnovers: 4 at Kansas (2/10/24)
Blocks: 3 vs. Nicholls (12/28/22), vs. ABU (12/27/24), vs. Utah (12/31/24)
Steals: 3 vs. West Virginia (2/17/24) at Gonzaga (11/4/24), at Iowa St. (1/4/25)
Minutes Played: 39 at Arizona St. (1/11/25)

MISCELLANEOUS

	24-25	BU RECORD	BU CAREER
Double-Figure Points:	8	6-2	11-2
Double-Figure Rebounds:	4	2-2	4-2
Double-Doubles:	3	2-1	3-1
2+ Blocks:	1	1-0	3-0
Led team in Points:	—	—	—
Led team in Rebounds:	4	2-2	10-2
Led team in Blocks:	4	3-1	7-2
Led team in Bench Points:	—	—	21-2

OJIANWUNA NOTEBOOK

- 6-foot-10 junior from Asaba, Nigeria, who played at the NBA Global Academy
- Put on 25 pounds since last season
- Brings the experience of 80 games played, including every game over the last two seasons
- Has nine double-figure scoring games this season, after having just five in his previous two seasons
- Notched his third double-double in the last five games with 12 points and a career-high 17 rebounds at Arizona St. (1/11/25)
- His 17 rebounds at Arizona St. are the most by a BU player against a Big 12 opponent since Freddie Gillespie had at TCU on Feb. 29, 2020
- Recorded his third career double-double and his second in two games with 13 points and 10 rebounds at Iowa State (1/5/25)
- Has scored in double-figures eight times this season, entering the year with five-career double-figure games in his previous two seasons
- Recorded his second-career double-double with 10 points and 10 rebounds against Arlington Baptist (12/27/24)
- Notched a career high in scoring for a second-straight game with 16 points against Norfolk State (12/11/24)
- Scored a career-high 13 points to go with a game-high 8 rebounds against ACU (12/9/24)
- Pulled down a career-high 14 rebounds at UCONN (12/4/24)
- Recorded his third double-figure scoring game against Tarleton (11/17/24) after having five in his previous two seasons
- Matched a career-high with 11 points, highlighted by four dunks in a win over Sam Houston (11/12/24)
- Made his career-first start last season in the final game at the Ferrell Center against Mississippi Valley State (12/22/24)
- Had a game-high seven rebounds in the opening round of the NCAA Tournament against Colgate (3/22/24)
- Gave the Bears big minutes off the bench with 10 points and seven rebounds on 5-for-5 shooting in a win at WVU (2/14/24).
- Recorded his career-first double-double with 11 points and 11 rebounds against Nicholls (12/28/22)
- Made his debut with the Bears as they represented Team USA in the inaugural GLOBE JAM in Toronto in July of 2021
- He arrived just hours before BU's game against Team Canada, but played 14 minutes, scoring 6 points and grabbing 4 rebounds
- Attended NBA Academy Africa in 2017, before transitioning to NBA Global Academy in 2019
- Participated in the NCAA's Next Generation Sunday event at the 2019 Men's Final Four
- Competed for The NBA Academy Africa at the 2019 NBA Academy Games in Atlanta
- Participated in Basketball Without Borders Africa 2019 in Senegal
- Helped his team to a third-place finish in the 2018 NBA Academy Games for NBA Academy Africa
- Competed alongside top prospects from the league's academies in a series of exhibition games at the NBA G League Winter Showcase in Las Vegas in December of 2018

2024-25 GAME-BY-GAME

OPPONENT	DATE	GS	MIN	FG	3FG	FT	OR-DR-TR	PF	A	T	B	S	PTS
at Gonzaga	11/4	*	24	3-3	0-0	4-7	4-2-6	2	1	1	0	3	10
vs. Arkansas	11/9	*	20	2-2	0-0	0-0	0-3-3	2	0	2	0	1	4
SAM HOUSTON STATE	11/12	*	24	4-5	0-0	3-6	1-3-4	5	1	0	0	1	11
TARLETON	11/17	*	26	2-4	0-0	6-6	4-4-8	1	0	0	1	2	10
vs. St. Johns	11/21	*	17	1-1	0-0	0-0	2-2-4	1	1	0	1	1	2
vs. Tennessee	11/22	*	16	1-1	0-0	0-0	3-1-4	0	0	1	0	1	2
NEW ORLEANS	11/27	*	22	1-1	0-0	0-0	3-2-5	3	0	0	1	2	2
at UCONN	12/4	*	30	1-3	0-0	1-3	4-10-14	4	0	1	0	0	3
ABILENE CHRISTIAN	12/9	*	29	4-6	0-0	5-6	2-6-8	4	2	1	0	0	13
NORFOLK STATE	12/11	*	23	6-7	0-0	4-6	1-3-4	2	0	0	1	1	16
ARLINGTON BAPTIST	12/27	*	21	4-5	0-0	2-5	3-7-10	2	0	3	3	0	10
UTAH	12/31	*	18	2-2	0-0	2-3	4-2-6	5	2	0	3	1	6
at Iowa State	1/4	*	32	5-6	0-1	3-5	5-5-10	2	1	0	1	3	13
CINCINNATI	1/7	*	26	5-9	0-0	0-0	4-3-7	2	0	2	0	0	10
at Arizona St.	1/11	*	39	6-6	0-0	0-2	6-11-17	2	0	0	1	1	12
at Arizona	1/14	*	36	2-2	0-0	4-5	1-5-6	4	2	0	1	2	8
TCU	1/19	—	—	—	—	—	—	—	—	—	—	—	—
KANSAS STATE	1/22	—	—	—	—	—	—	—	—	—	—	—	—
at Utah	1/25	—	—	—	—	—	—	—	—	—	—	—	—
at BYU	1/28	—	—	—	—	—	—	—	—	—	—	—	—
KANSAS	2/1	—	—	—	—	—	—	—	—	—	—	—	—
at Texas Tech	2/4	—	—	—	—	—	—	—	—	—	—	—	—
UCF	2/8	—	—	—	—	—	—	—	—	—	—	—	—
at Houston	2/10	—	—	—	—	—	—	—	—	—	—	—	—
WEST VIRGINIA	2/15	—	—	—	—	—	—	—	—	—	—	—	—
ARIZONA	2/17	—	—	—	—	—	—	—	—	—	—	—	—
at Colorado	2/22	—	—	—	—	—	—	—	—	—	—	—	—
at Cincinnati	2/25	—	—	—	—	—	—	—	—	—	—	—	—
OKLAHOMA STATE	3/1	—	—	—	—	—	—	—	—	—	—	—	—
at TCU	3/4	—	—	—	—	—	—	—	—	—	—	—	—
HOUSTON	3/8	—	—	—	—	—	—	—	—	—	—	—	—

OJIANWUNA, Josh

				Field Goals		3-Point		F-Throws		Rebounds										Scoring	
SEASON	TEAM	GP-GS	MIN/AVG	FG-FGA	FG%	3FG-3FGA	3FG%	FT-FTA	FT%	OFF	DEF	TOT	AVG	PF-FO	A	TO	BLK	STL	PTS	AVG	
2022-23	Baylor	29-0	381/13.1	46-78	.590	0-0	.000	29-44	.659	46	55	101	3.5	55-0	7	19	11	11	121	4.2	
2023-24	Baylor	35-1	542/15.5	72-98	.735	0-1	.000	29-46	.630	53	65	118	3.4	81-0	10	34	4	17	173	4.9	
2024-25	Baylor	16-16	405/25.3	49-63	.778	0-1	.000	34-54	.630	47	69	116	7.3	41-2	10	11	13	19	132	8.3	
TOTAL		80-17	1328/16.6	167-239	.699	0-2	.000	92-144	.639	146	189	335	4.2	177-2	27	64	28	47	426	5.3	



15 — NORCHAD OMIER

F • 6-7 • 244 • 5TH • TR
BLUEFIELDS, NICARAGUA
(MIAMI PREP / ARKANSAS STATE / MIAMI)

SEASON HIGHS

Points: — 24 vs. St. John's (11/21/24)
FG: — 9 vs. St. John's (11/21/24)
FGA: — 18 vs. St. John's (11/21/24)
3FG: — 2 at Arizona St. (11/11/25)
3FGA: — 7 at Iowa State (1/4/25)
FT: — 6 vs. St. John's (11/21/24)
FTA: — 10 vs. St. John's (11/21/24)
Rebounds: — 24 vs. ABU (12/27/24)
Assists: — 3 vs. Tarleton (11/17/24), vs. St. John's (11/21/24)
Turnovers: — 5 vs. Sam Houston (11/12/24)
Blocks: — 3 vs. ABU (12/27/24), vs. Utah (12/31/24)
Steals: — 5 vs. Norfolk State (12/11/24)
Minutes Played: — 40 vs. St. John's (11/21/24)

CAREER HIGHS

Points: — 35 vs. ULM (3/3/22)
FG: — 15 vs. Lyon (12/21/21)
FGA: — 21 vs. ULM (3/3/22)
3FG: — 4 at North Carolina (2/26/24)
3FGA: — 9 at North Carolina (2/26/24)
FT: — 9 vs. ULM (3/3/22), vs. Louisville (2/11/23 and vs. Kansas State 11/19/23)
FTA: — 12 vs. Florida State (1/17/24) and vs. ULM (3/3/22)
Rebounds: — 26 vs. ULM (2/3/22)
Assists: — 4 vs. Florida State (1/24/23), vs. NJIT (11/6/23) and UNC Greensboro (11/11/22)
Turnovers: — 6 vs. Georgia Southern (1/1/22)
Blocks: — 6 vs. Air Force (12/19/21)
Steals: — 5, vs. Coastal Carolina (2/23/22), vs. Norfolk State (12/11/24)
Minutes Played: — 42 at Wake Forest (1/6/24)

MISCELLANEOUS

	2024-25	BU RECORD
Double-Figure Points:	13	11-2
Double-Double	8	7-1
20+ Points:	2	1-1
Led team in Points:	8	6-2
Led team in Rebounds:	11	8-3
Led team in Blocks:	7	6-1
Led team in Bench Points:	0	0-0

OMIER NOTEBOOK

- Fifth-Year senior transfer from Miami after starting his collegiate career at Arkansas State
- Just points 22 rebounds from becoming the 13th player in NCAA history with 2,000+ points and 1,500 boards
- NCAA's active leader in career rebounds (1,478) and double-doubles (76), rebound average (10.9) and 10th in career points (2,071)
- Tied for 14th in NCAA history with 76 career double-doubles, with two more, he will tie three players including Kareem Abdul-Jabbar for the 11th-most in NCAA History.
- His eight double-doubles this season are the most by a BU player since Freddie Gillispie had 11 in 2019-20
- Eclipsed the 2,000 point mark with games highs in points (19) and rebounds (24) against Arlington Baptist (12/27/24)
- First player since Terry Black to have five double-doubles in his first seven games at Baylor
- Capped off his trip to the Baha Mar Bahamas Championship with 20 points and 10 rebounds vs. Tennessee, securing all-tournament team honors (11/22/24)
- Scored a game-high 24 points and pulled down 10 rebounds, his 3rd double-double of the season, in a thrilling double-overtime win over St. John's (11/21/24)
- Recorded his second-straight double-double with 18 points and 10 rebounds in a win over Sam Houston (11/12/24)
- With 15 points and 12 rebounds in a win over No. 16 Arkansas, Omier earned "4PT Dallas Duel" MVP honors (11/9/24)
- The first player with at least 15 points and 9 rebounds in their Baylor debut since MacCio Teague had 18 pts and 10 rebs against UCA in 2019 (11/4/24)
- Preseason All-Big 12 Second Team
- Named to the Naismith Trophy, NABC Player of the Year and Karl Malone Power Forward of the Year watch lists
- The Bluefields, Nicaragua, native is the first person from Nicaragua to receive a Division I basketball scholarship
- Named to the 2024 ALL-ACC Second Team after averaging a career-best 17.0 points and 10.0 rebounds per game
- Honored with the Skip Prosser Award for men's basketball last season, given to the top scholar-athlete in ACC men's basketball
- Was the only player in the conference to average at least 15 points and nine rebounds last year
- He was the first Hurricane since Rion Brown in 2013-14 to lead the team in points and rebounds and just the sixth to do so since 1985
- Helped Miami to its first-ever Final Four Appearance in 2023
- 2021-22 Sunbelt Player of the Year and Sunbelt Defensive Player of the Year, just the 3rd player in conference history to do that
- 2020-21 Sunbelt Freshman of the Year
- In 2020-21 he became the fourth DI freshman since 1992-93 to average at least 12.0 points and 12.0 rebounds per game, joining Kansas State's Michael Beasley (2007-08), Louisiana Tech's Paul Millsap (2003-04) and Colgate's Adonal Foyle (1994-95)
- Played for the Nicaraguan National team in 2021, where he notched six games, including four wins, during FIBA World Cup 2023 Americas Pre-Qualifiers

2024-25 GAME-BY-GAME

OPPONENT	DATE	GS	MIN	FG	3FG	FT	OR-DR-TR	PF	A	T	B	S	PTS
at Gonzaga	11/4	*	30	5-12	0-2	5-7	2-7-9	2	0	3	1	1	15
vs. Arkansas	11/9	*	29	7-10	0-1	1-2	3-9-12	4	1	0	0	0	15
SAM HOUSTON STATE	11/12	*	29	8-11	1-2	1-1	5-5-10	2	2	5	1	1	18
TARLETON	11/17	*	25	2-3	0-0	1-2	4-5-9	4	3	2	1	2	5
vs. St. Johns	11/21	*	40	9-18	0-3	6-10	4-6-10	4	3	2	1	3	24
vs. Tennessee	11/22	*	30	8-10	1-1	5-6	4-6-10	4	3	3	0	0	22
NEW ORLEANS	11/27	*	23	5-10	0-2	2-2	8-5-13	2	2	3	1	2	12
at UCONN	12/4	*	31	5-10	0-2	4-6	5-2-7	5	2	2	2	1	14
ABILENE CHRISTIAN	12/9	*	17	7-7	0-0	1-1	2-4-6	3	1	2	0	0	15
NORFOLK STATE	12/11	*	26	7-10	1-1	4-6	2-5-7	2	2	2	1	5	19
ARLINGTON BAPTIST	12/27	*	26	8-15	0-0	3-4	7-17-24	4	2	5	3	2	19
UTAH	12/31	*	29	5-7	1-3	4-4	4-10-14	3	1	3	3	2	15
at Iowa State	1/4	*	27	3-11	1-7	3-5	4-6-10	2	2	2	0	0	9
CINCINNATI	1/7	*	28	7-9	1-1	3-3	3-7-10	3	3	1	1	2	18
at Arizona St.	1/11	*	33	7-12	2-4	3-4	3-5-8	3	0	4	1	1	19
at Arizona	1/14	*	26	4-6	1-2	0-1	0-4-4	4	2	4	1	1	9
TCU	1/19	—	—	—	—	—	—	—	—	—	—	—	—
KANSAS STATE	1/22	—	—	—	—	—	—	—	—	—	—	—	—
at Utah	1/25	—	—	—	—	—	—	—	—	—	—	—	—
at BYU	1/28	—	—	—	—	—	—	—	—	—	—	—	—
KANSAS	2/1	—	—	—	—	—	—	—	—	—	—	—	—
at Texas Tech	2/4	—	—	—	—	—	—	—	—	—	—	—	—
UCF	2/8	—	—	—	—	—	—	—	—	—	—	—	—
at Houston	2/10	—	—	—	—	—	—	—	—	—	—	—	—
WEST VIRGINIA	2/15	—	—	—	—	—	—	—	—	—	—	—	—
ARIZONA	2/17	—	—	—	—	—	—	—	—	—	—	—	—
at Colorado	2/22	—	—	—	—	—	—	—	—	—	—	—	—
at Cincinnati	2/25	—	—	—	—	—	—	—	—	—	—	—	—
OKLAHOMA STATE	3/1	—	—	—	—	—	—	—	—	—	—	—	—
at TCU	3/4	—	—	—	—	—	—	—	—	—	—	—	—
HOUSTON	3/8	—	—	—	—	—	—	—	—	—	—	—	—

OMIER, Norchad

				Field Goals		3-Point		F-Throws		Rebounds									Scoring	
SEASON	TEAM	GP-GS	MIN/AVG	FG-FGA	FG%	3FG-3FGA	3FG%	FT-FTA	FT%	OFF	DEF	TOT	AVG	PF-FO	A	TO	BLK	STL	PTS	AVG
2020-21	ASU	23-22	614/26.7	118-219	.539	0-3	.000	53-77	.688	92	190	282	12.3	72-2	18	41	33	28	289	12.6
2021-22	ASU	29-28	839/28.9	203-321	.632	1-3	.333	113-155	.729	116	237	353	12.2	97-7	34	78	57	46	520	17.9
2022-23	UM	37-36	1067/28.8	186-324	.574	5-16	.313	109-148	.736	133	238	371	10.0	111-3	47	72	42	41	486	13.1
2023-24	UM	31-31	948/30.6	198-359	.552	24-68	.353	108-144	.750	105	204	309	10.0	91-4	38	72	24	47	528	17.0
2024-25	Baylor	16-16	449/28.0	97-161	.602	9-31	.290	45-62	.726	60	103	163	10.2	51-1	29	43	17	23	248	15.5
TOTAL FOR Baylor		16-16	449/28.0	97-161	.602	9-31	.290	45-62	.726	60	103	163	10.2	51-1	29	43	17	23	248	15.5
TOTAL		136-133	3917/28.8	802-1384	.579	39-121	.322	428-586	.730	506	972	1478	10.9	422-17	166	306	173	185	2071	15.2



3 — JEREMY ROACH

G • 6-2 • 180 • 5TH • TR
LEESBURG, VA
(ST. PAUL VI VI / DUKE)

SEASON HIGHS

Points: — 20 vs. St. John's (11/21/24)
FG: — 7 vs. St. John's (11/21/24), vs. New Orleans (1/27/24)
FGA: — 18 vs. New Orleans (1/27/24)
3FG: — 4 vs. Tarleton (11/12/24)
3FGA: — 8 vs. Tarleton (11/12/24)
FT: — 4 at Gonzaga (11/4/24)
FTA: — 5 vs. St. John's (11/21/24)
Rebounds: — 3 vs. St. John's (11/21/24)
Assists: — 8 vs. Sam Houston (11/12/24)
Turnovers: — 4 vs. Sam Houston (11/12/24)
Blocks: — 1 at Gonzaga (11/4/24)
Steals: — 2 vs. Utah (12/31/24)
Minutes Played: — 44 vs. St. John's (11/21/24)

CAREER HIGHS

Points: — 23 vs. Virginia (3/11/23) and Oral Roberts (3/16/23)
FG: — 9; six times
FGA: — 20 vs. North Carolina (2/4/23)
3FG: — 5 vs. Syracuse (3/10/22)
3FGA: — 10 vs. Syracuse (3/10/22)
FT: — 9 at Notre Dame (1/6/24)
FTA: — 9; five times
Rebounds: — 8 at Georgia Tech (12/2/23)
Assists: — 11 vs. Virginia Tech (2/25/23)
Turnovers: — 5; five times
Blocks: — 2 vs. Elon (12/18/21)
Steals: — 5 vs. South Carolina (2/23/22)
Minutes Played: — 44 vs. St. John's (11/21/24)

MISCELLANEOUS

	24-25	BU RECORD
Double-Figure Points:	8	6-2
Double-Double	0	0-0
20+ Points:	1	1-0
5+ Assists:	4	4-0
Led team in Points:	1	0-1
Led team in Rebounds:	0	0-0
Led team in Assists:	4	3-1
Led team in Bench Points:	0	0-0

ROACH NOTEBOOK

- Fifth-Year transfer point guard from Leesburg, Va., by way of Duke University
- Big 12 Preseason Newcomer of the Year and Preseason All-Big 12 Second Team
- A two-time team captain for the Blue Devils in 2022-23 and 2023-24
- Tied for a game-high 16 points to lead the Bears at Iowa State (1/5/25)
- Scored 17 points with 8 assists against UNO, his 8-0 assist-turnover ratio was his best at BU and his best since recording 8 assists and no turnovers against Hofstra last season at Duke (12/12/23)
- Hit a game-winning three-pointer as time expired to lift the Bears to a double-overtime win over No. 22 St. John's, the first game-winning shot by a Baylor player since 2016, earning a spot on the Baha Mar Bahamas Championship All-Tournament Team (11/21/24)
- Scored in double-figures and a season-high 14 points in a 63-point win over Tarleton (11/17/24)
- Contributed 12 points and a season-high 8 assists in a 37 point win over Sam Houston (11/12/24)
- Recorded his first double-figure scoring effort in green and gold with 13 points against Arkansas (11/9/24).
- Four-year letterwinner for the Blue Devils, playing 130 career games with 108 starts, including 33 starts in 2023-24
- Eclipsed 1,000 career points in Duke's game versus Arizona (11/10/23) and finished his senior season with 1,469 total points
- Helped Duke to an ACC regular season title (2022), the Final Four (2022) and claimed the ACC Tournament title (2023)
- Selected as the team's most valuable player in 2022-23, Roach was an All-ACC Honorable Mention selection and made the All-ACC Tournament Team as Duke's second-leading scorer at 13.6 points per game
- Selected to NCAA West Region All-Tournament Team in a run to the 2022 Final Four
- Averaged 11.8 points, 2.8 boards and 3.0 dimes in five NCAA Tournament games in 2022
- A five-star point guard, ranked No. 18 overall and the No. 4 point guard in ESPN 100's rankings for the class of 2020
- Averaged 19.1 points, 6.3 rebounds, 2.8 assists and 1.9 steals per game as a senior and guided St. Paul VI HS to the VISAA D-I State Championship
- Named to the Virginia All-State Boys Basketball First Team presented by Suddenlink
- The Virginia Gatorade Player of the Year as a senior
- 2020 McDonalds All-American

2024-25 GAME-BY-GAME

OPPONENT	DATE	GS	MIN	FG	3FG	FT	OR-DR-TR	PF	A	T	B	S	PTS
at Gonzaga	11/4	*	27	2-9	1-4	4-4	0-2-2	1	3	2	1	1	9
vs. Arkansas	11/9	*	31	5-10	1-5	2-4	0-1-1	2	2	2	0	0	13
SAM HOUSTON STATE	11/12	*	30	5-9	2-5	0-0	0-2-2	2	8	4	0	0	12
TARLETON	11/17	*	29	5-11	4-8	0-0	0-2-2	0	5	2	0	1	14
vs. St. Johns	11/21	*	44	7-14	3-5	3-5	1-2-3	2	4	3	0	1	20
vs. Tennessee	11/22	*	37	4-9	0-2	0-0	1-0-1	1	3	2	0	0	8
NEW ORLEANS	11/27	*	32	7-18	2-7	1-1	0-3-3	0	8	0	0	1	17
at UCONN	12/4	*	23	1-2	2-3	2-3	0-1-1	1	0	1	0	0	9
ABILENE CHRISTIAN	12/9						DNP (Concussion)						
NORFOLK STATE	12/11						DNP (Concussion)						
ARLINGTON BAPTIST	12/27	*	25	4-9	0-2	0-0	1-1-2	1	7	2	0	2	8
UTAH	12/31	*	27	6-12	4-6	1-1	0-3-3	2	1	3	0	2	15
at Iowa State	1/4	*	37	5-14	4-7	2-2	1-0-1	3	3	0	0	1	16
CINCINNATI	1/7	*	36	3-8	0-3	0-0	0-0-0	2	4	1	0	1	6
at Arizona St.	1/11	*	38	2-11	1-6	2-5	0-2-2	3	2	2	0	1	7
at Arizona	1/14	*	32	5-9	1-2	2-2	2-1-3	4	1	0	0	1	13
TCU	1/19												
KANSAS STATE	1/22												
at Utah	1/25												
at BYU	1/28												
KANSAS	2/1												
at Texas Tech	2/4												
UCF	2/8												
at Houston	2/10												
WEST VIRGINIA	2/15												
ARIZONA	2/17												
at Colorado	2/22												
at Cincinnati	2/25												
OKLAHOMA STATE	3/1												
at TCU	3/4												
HOUSTON	3/8												

ROACH, Jeremy																					
				Field Goals		3-Point		F-Throws		Rebounds										Scoring	
SEASON	TEAM	GP-GS	MIN/AVG	FG-FGA	FG%	3FG-3FGA	3FG%	FT-FTA	FT%	OFF	DEF	TOT	AVG	PF-FO	A	TO	BLK	STL	PTS	AVG	
2020-21	DU	24-18	657/27.4	78-172	.453	26-84	.310	27-40	.675	14	38	52	2.2	65-2	66	47	1	18	209	8.7	
2021-22	DU	39-27	1145/29.4	118-288	.410	39-121	.322	61-80	.763	13	81	94	2.4	86-0	123	63	4	33	336	8.6	
2022-23	DU	32-30	1062/33.2	159-373	.426	46-134	.343	71-91	.780	21	58	79	2.5	58-1	99	71	0	28	435	13.6	
2023-24	DU	35-33	1144/32.7	166-355	.468	54-126	.429	103-122	.844	21	67	88	2.5	75-1	114	49	5	39	489	14.0	
2024-25	Baylor	14-14	445/31.8	63-149	.423	22-63	.349	19-27	.704	6	20	26	1.9	24-0	51	24	1	12	167	11.9	
TOTAL FOR Baylor		14-14	445/31.8	63-149	.423	22-63	.349	19-27	.704	6	20	26	1.9	24-0	51	24	1	12	167	11.9	
TOTAL		144-122	4454/30.9	584-1337	.437	187-528	.354	281-360	.781	75	264	339	2.4	308-4	453	254	11	130	1636	11.4	



1 — ROBERT WRIGHT

G • 6-1 • 180 • FR. • HS
 WILMINGTON, DEL.
 (MONTVERDE ACADEMY)

SEASON/CAREER HIGHS

Points: — 22 at UCONN (12/4/24)
 FG: — 9 at UCONN (12/4/24)
 FGA: — 14 at Gonzaga (11/4/24), at UCONN (12/4/24), at Arizona (1/14/25)
 3FG: — 4 vs. St. John's (11/21/24)
 3FGA: — 6 vs. New Orleans (11/27/24)
 FT: — 4 vs. Arkansas (11/9/24), vs. Tarleton (11/17/24)
 FTA: — 5 vs. Arkansas (11/9/24), at UCONN (12/4/24)
 Rebounds: — 4; twice, last vs. Utah (12/31/24)
 Assists: — 13 vs. Norfolk St. (12/11/24)
 Turnovers: — 3; Six times; last at Arizona St. (1/11/25)
 Blocks: — 1 at Arizona St. (1/11/25)
 Steals: — 3 vs. Arlington Baptist (12/27/24)
 Minutes Played: — 33 at UCONN (12/4/24)

MISCELLANEOUS

	2024-25	BU RECORD
Double-Figure Points:	11	8-3
Double-Double	1	1-0
20+ Points:	1	0-1
5+ Assists:	5	4-1
Led team in Points:	2	0-2
Led team in Rebounds:	0	0-0
Led team in Assists:	6	3-3
Led team in Bench Points:	12	7-5

WRIGHT NOTEBOOK

- Freshman point guard from Wilmington, Del.
- Just 46 assists shy of the Baylor freshman record held by **John Lucas** (120)
- Set the Baylor freshman record with 13 assists to go along with 16 points against Norfolk State (12/11/24)
- Notched a career-high 22 points in 33 minutes, while leading the team in assists (4) at UConn (12/4/24)
- Established a career high with 18 points against New Orleans, his sixth game leading the team in bench points (11/27/24)
- Recorded five-straight double-figure scoring efforts to start his career, the first freshman since Kendall Brown to accomplish that (8)
- Set a career high with four threes en route to a career-high 17 points off the bench in a double-overtime win against St. John's (11/21/24)
- Tied a season-high with 12 points and set a new season high with 9 assists against Tarleton, boasting a +55 plus-minus rating, the highest by any player since Keyonte George had a +56 against Mississippi Valley in the 2022-23 season opener (11/17/24).
- With 12 points and six assists in the opener against Gonzaga, became the first Baylor freshman in the Drew Era and the first player since Manu LeCompte (2016) to notch 10+ points and 6+ assists in his debut (11/4/24)
- Played his senior season at Montverde Academy after a stellar prep career at Neumann-Goretti High School in Pennsylvania
- Helped Montverde to a 33-0 record and a Chipotle Nationals Title (Formerly GEICO Nationals)
- Was a perfect 4-for-4 from the field with nine points, leading the Eagles to a 79-63 victory over Paul VI
- Named the Gatorade Player of the Year in the Keystone State in 2022-23
- As a junior, Wright led the Saints to a 22-3 record and a berth in the Class 4A state tournament
- He averaged 23.1 points, 4.6 rebounds and 4.9 assists, helping his team reach the state championship game
- En route to a state title in 2021-22, Wright averaged 22.2 points, 5.0 rebounds, 5.0 assists and 2.4 steals
- Was named the 2022 and 2023 Class 4A Player of the Year in Pennsylvania
- MVP of both the 2023 Iolani Classic in Hawaii and the Spalding Hoophall Classic in Massachusetts.

2024-25 GAME-BY-GAME

OPPONENT	DATE	GS	MIN	FG	3FG	FT	OR-DR-TR	PF	A	T	B	S	PTS
at Gonzaga	11/4		30	6-14	0-2	0-0	1-0-1	0	6	1	0	2	12
vs. Arkansas	11/9		17	3-4	0-0	4-5	0-1-1	3	2	2	0	0	10
SAM HOUSTON STATE	11/12		24	4-10	1-3	1-1	1-2-3	2	6	1	0	0	10
TARLETON	11/17		27	3-6	2-3	4-4	1-2-3	1	9	3	0	1	12
vs. St. Johns	11/21		27	6-13	4-5	1-2	0-1-1	0	3	3	0	1	17
vs. Tennessee	11/22		22	2-6	0-1	0-0	2-1-3	0	3	3	0	0	4
NEW ORLEANS	11/27		31	7-12	3-6	1-2	0-2-2	2	4	3	0	1	18
at UCONN	12/4		33	9-14	1-3	3-5	0-1-1	3	4	0	0	1	22
ABILENE CHRISTIAN	12/9	*	31	3-8	0-1	2-3	2-0-2	1	4	2	0	0	8
NORFOLK STATE	12/11	*	35	7-10	2-4	0-0	1-3-4	1	13	1	0	2	16
ARLINGTON BAPTIST	12/27		25	5-8	1-2	2-2	1-1-2	1	9	3	0	3	13
UTAH	12/31		27	5-12	1-3	4-4	1-3-4	2	2	1	0	2	15
at Iowa State	1/4		27	1-6	1-2	1-2	0-1-1	2	1	2	0	0	10
CINCINNATI	1/7		27	2-6	0-0	3-4	0-3-3	1	2	1	0	1	7
at Arizona St.	1/11		31	3-7	1-1	2-2	0-1-1	4	2	3	1	0	9
at Arizona	1/14		34	7-14	0-3	2-3	0-1-1	1	4	1	0	1	16
TCU	1/19		—	—	—	—	—	—	—	—	—	—	—
KANSAS STATE	1/22		—	—	—	—	—	—	—	—	—	—	—
at Utah	1/25		—	—	—	—	—	—	—	—	—	—	—
at BYU	1/28		—	—	—	—	—	—	—	—	—	—	—
KANSAS	2/1		—	—	—	—	—	—	—	—	—	—	—
at Texas Tech	2/4		—	—	—	—	—	—	—	—	—	—	—
UCF	2/8		—	—	—	—	—	—	—	—	—	—	—
at Houston	2/10		—	—	—	—	—	—	—	—	—	—	—
WEST VIRGINIA	2/15		—	—	—	—	—	—	—	—	—	—	—
ARIZONA	2/17		—	—	—	—	—	—	—	—	—	—	—
at Colorado	2/22		—	—	—	—	—	—	—	—	—	—	—
at Cincinnati	2/25		—	—	—	—	—	—	—	—	—	—	—
OKLAHOMA STATE	3/1		—	—	—	—	—	—	—	—	—	—	—
at TCU	3/4		—	—	—	—	—	—	—	—	—	—	—
HOUSTON	3/8		—	—	—	—	—	—	—	—	—	—	—

WRIGHT, Robert																			
				Field Goals		3-Point		F-Throws		Rebounds									Scoring
SEASON	TEAM	GP-GS	MIN/AVG	FG-FGA	FG%	3FG-3FGA	3FG%	FT-FTA	FT%	OFF	DEF	TOT	AVG	PF-FO	A	TO	BLK	STL	PTS
2024-25	Baylor	16-2	449/28.1	76-161	.472	17-43	.395	30-39	.769	10	24	34	2.1	21-0	74	30	2	15	199
TOTAL		16-2	449/28.1	76-161	.472	17-43	.395	30-39	.769	10	24	34	2.1	21-0	74	30	2	15	199
																			12.4

2024-25 SEASON STATISTICS



2024-25 Baylor Men's Basketball Combined Team Statistics All games

Page 1/1
as of Jan 15, 2025

Game Records

Record	Overall	Home	Away	Neutral
ALL GAMES	11-5	8-0	1-4	2-1
CONFERENCE	3-2	2-0	1-2	0-0
NON-CONFERENCE	8-3	6-0	0-2	2-1

Score by Periods

Team	1st	2nd	OT	TOT
Baylor	603	666	33	1302
Opponents	497	568	26	1091

Team Box Score

No.	Player				Total		3-Point		F-Throw		Rebounds													
		GP-GS	MIN	AVG	FG-FGA	FG%	3FG-3FGA	3FG%	FT-FTA	FT%	OFF	DEF	TOT	AVG	PF	DQ	A	TO	BLK	STL	PTS	AVG		
15	OMIER, Norchad	16-16	448:41	28.0	97-161	.602	9-31	.290	45-62	.726	60	103	163	10.2	51	1	29	43	17	23	248	15.5		
7	EDGECOMBE, V.J.	15-15	447:44	29.8	68-164	.415	21-66	.318	30-42	.714	29	57	86	5.7	35	0	47	31	13	36	187	12.5		
1	WRIGHT, Robert	16-2	448:50	28.1	76-161	.472	17-43	.395	30-39	.769	10	24	34	2.1	21	0	74	30	2	15	199	12.4		
3	ROACH, Jeremy	14-14	445:10	31.8	63-149	.423	22-63	.349	19-27	.704	6	20	26	1.9	24	0	51	24	1	12	167	11.9		
2	NUNN, Jayden	16-16	473:25	29.6	58-142	.408	40-85	.471	15-21	.714	15	30	45	2.8	23	0	27	16	2	19	171	10.7		
17	OJIANWUNA, Josh	16-16	405:17	25.3	49-63	.778	0-1	.000	34-54	.630	47	69	116	7.3	41	2	10	11	13	19	132	8.3		
32	CELESTINE, Jalen	12-0	276:04	23.0	31-80	.388	23-61	.377	10-10	1.000	12	21	33	2.8	29	2	9	6	4	8	95	7.9		
13	LOVE, Langston	8-1	175:10	21.9	20-56	.357	9-31	.290	3-4	.750	6	14	20	2.5	15	0	8	6	1	4	52	6.5		
5	ASEMOTA, Jason	13-0	93:30	7.2	9-28	.321	3-14	.214	2-6	.333	8	21	29	2.2	11	0	3	2	2	6	23	1.8		
25	ADEGBOLA, Omar	9-0	20:16	2.3	5-9	.556	1-3	.333	1-1	1.000	2	1	3	0.3	1	0	1	1	0	0	12	1.3		
22	DUBRAVCIC, Marino	8-0	20:36	2.6	3-6	.500	0-0	.000	3-4	.750	4	2	6	0.8	1	0	0	3	0	0	9	1.1		
21	HUBBARD, Davidson	9-0	20:16	2.3	3-6	.500	1-3	.333	0-0	.000	1	4	5	0.6	1	0	0	1	1	0	7	0.8		
Team											19	18	37					12						
Total		16	3275		482-1025	.470	146-401	.364	192-270	.711	219	384	603	37.7	253	5	259	186	56	142	1302	81.4		
Opponents		16	3275		378-881	.429	132-358	.369	203-307	.661	155	358	513	32.1	255	5	240	236	73	97	1091	68.2		

Team Statistics

	BAYLOR	OPP
Scoring	1302	1091
Points per game	81.4	68.2
Scoring margin	+13.2	-
Field goals-att	482-1025	378-881
Field goal pct	.470	.429
3 point fg-att	146-401	132-358
3-point FG pct	.364	.369
3-pt FG made per game	9.1	8.3
Free throws-att	192-270	203-307
Free throw pct	.711	.661
F-Throws made per game	12.0	12.7
Rebounds	603	513
Rebounds per game	37.7	32.1
Rebounding margin	+5.6	-
Assists	259	240
Assists per game	16.2	15.0
Turnovers	186	236
Turnovers per game	11.6	14.8
Turnover margin	+3.1	-
Assist/turnover ratio	1.4	1.0
Steals	142	97
Steals per game	8.9	6.1
Blocks	56	73
Blocks per game	3.5	4.6
Winning streak	0	-
Home win streak	8	-
Attendance	60000	60049
Home games-Avg/Game	8-7500	5-12010
Neutral site-Avg/Game	-	3-4801

Team Results

Date	Opponent		Score	Att.
11/04/2024	at Gonzaga	L	63-101	12000
11/09/2024	vs Arkansas	W	72-67	10207
11/12/2024	Sam Houston	W	104-67	7500
11/17/2024	Tarleton St.	W	104-41	7500
11/21/2024	vs St. John's (NY)	Wot2	99-98	2077
11/22/2024	vs Tennessee	L	62-77	2119
11/27/2024	New Orleans	W	91-60	7500
12/04/2024	at UConn	L	72-76	10299
12/09/2024	Abilene Christian	W	88-57	7500
12/11/2024	Norfolk St.	W	94-69	7500
12/27/2024	Arlington Baptist	W	107-53	7500
12/31/2024	Utah	W	81-56	7500
01/04/2025	at Iowa St.	L	55-74	14267
01/07/2025	Cincinnati	W	68-48	7500
01/11/2025	at Arizona St.	Wot	72-66	9449
01/14/2025	at Arizona	L	70-81	14034

Game Records					Score by Periods				
Record	Overall	Home	Away	Neutral	Team	1st	2nd	OT	TOT
ALL GAMES	3-2	2-0	1-2	0-0	Baylor Opponents	148 132	187 188	11 5	346 325
CONFERENCE	3-2	2-0	1-2	0-0					
NON-CONFERENCE	0-0	0-0	0-0	0-0					

Team Box Score																							
No.	Player				Total		3-Point		F-Throw		Rebounds												
		GP-GS	MIN	AVG	FG-FGA	FG%	3FG-3FGA	3FG%	FT-FTA	FT%	OFF	DEF	TOT	AVG	PF	DQ	A	TO	BLK	STL	PTS	AVG	
15	OMIER, Norchad	5-5	143:28	28.7	26-45	.578	6-17	.353	12-15	.800	14	32	46	9.2	15	0	8	14	6	6	70	14.0	
7	EDGECOMBE, V.J.	5-5	168:50	33.8	25-58	.431	9-24	.375	11-13	.846	5	22	27	5.4	17	0	13	12	0	11	70	14.0	
3	ROACH, Jeremy	5-5	169:04	33.8	21-54	.389	8-24	.333	7-10	.700	3	6	9	1.8	14	0	11	6	0	6	57	11.4	
1	WRIGHT, Robert	5-0	146:55	29.4	21-56	.375	3-13	.231	12-15	.800	1	10	11	2.2	7	0	11	8	2	4	57	11.4	
17	OJIANWUNA, Josh	5-5	152:09	30.4	20-25	.800	0-1	.000	9-15	.600	20	26	46	9.2	15	1	5	2	6	7	49	9.8	
2	NUNN, Jayden	5-5	151:54	30.4	11-38	.289	8-22	.364	8-9	.889	3	8	11	2.2	7	0	6	5	0	3	38	7.6	
32	CELESTINE, Jalen	1-0	26:20	26.3	2-9	.222	1-6	.167	0-0	.000	1	4	5	5.0	1	0	0	1	0	1	5	5.0	
21	HUBBARD, Davidson	2-0	02:36	1.3	0-0	.000	0-0	.000	0-0	.000	0	0	0	0.0	1	0	0	0	0	0	0	0.0	
13	LOVE, Langston	1-0	17:14	17.2	0-7	.000	0-4	.000	0-0	.000	1	2	3	3.0	1	0	0	0	1	0	0	0.0	
25	ADEGBOLA, Omar	2-0	02:36	1.3	0-0	.000	0-0	.000	0-0	.000	0	0	0	0.0	0	0	0	1	0	0	0	0.0	
5	ASEMOTA, Jason	5-0	41:18	8.3	0-9	.000	0-5	.000	0-0	.000	2	9	11	2.2	8	0	2	2	2	2	0	0.0	
22	DUBRAVCIC, Marino	2-0	02:36	1.3	0-0	.000	0-0	.000	0-0	.000	0	0	0	0.0	0	0	0	0	0	0	0	0.0	
Team											7	6	13					9					
Total		5	1025		126-301	.419	35-116	.302	59-77	.766	57	125	182	36.4	86	1	56	60	17	40	346	69.2	
Opponents		5	1025		113-278	.406	39-112	.348	60-96	.625	52	120	172	34.4	76	1	79	65	25	29	325	65.0	

Team Statistics

	BAYLOR	OPP
Scoring	346	325
Points per game	69.2	65.0
Scoring margin	+4.2	-
Field goals-att	126-301	113-278
Field goal pct	.419	.406
3 point fg-att	35-116	39-112
3-point FG pct	.302	.348
3-pt FG made per game	7.0	7.8
Free throws-att	59-77	60-96
Free throw pct	.766	.625
F-Throws made per game	11.8	12.0
Rebounds	182	172
Rebounds per game	36.4	34.4
Rebounding margin	+2.0	-
Assists	56	79
Assists per game	11.2	15.8
Turnovers	60	65
Turnovers per game	12.0	13.0
Turnover margin	+1.0	-
Assist/turnover ratio	0.9	1.2
Steals	40	29
Steals per game	8.0	5.8
Blocks	17	25
Blocks per game	3.4	5.0
Winning streak	0	-
Home win streak	2	-
Attendance	15000	37750
Home games-Avg/Game	2-7500	3-12583
Neutral site-Avg/Game	-	0-0

Team Results

Date	Opponent		Score	Att.
12/31/2024	Utah	W	81-56	7500
01/04/2025	at Iowa St.	L	55-74	14267
01/07/2025	Cincinnati	W	68-48	7500
01/11/2025	at Arizona St.	Wot	72-66	9449
01/14/2025	at Arizona	L	70-81	14034

2024-25 BAYLOR GAME-BY-GAME STATISTICS



2024-25 Baylor Men's Basketball
Team Game-by-Game
All games

Page 1/1
as of Jan 15, 2025

				Total		3-Pointers		Free throws		Rebounds											
Opponent	Date	Score		FG-FGA	PCT	3FG-3FGA	PCT	FT-FTA	PCT	OFF	DEF	TOT	AVG	PF	A	TO	BLK	STL	PTS	AVG	
at Gonzaga	11/04/2024	63-101	L	23-62	.371	3-21	.143	14-20	.700	14	18	32	32.0	14	11	12	4	8	63	63.0	
vs Arkansas	11/09/2024	72-67	W	27-58	.466	7-24	.292	11-17	.647	9	23	32	32.0	16	12	8	1	6	72	67.5	
Sam Houston	11/12/2024	104-67	W	41-70	.586	14-32	.438	8-11	.727	16	26	42	35.3	16	30	15	3	9	104	79.7	
Tarleton St.	11/17/2024	104-41	W	31-60	.517	15-32	.469	27-36	.750	18	23	41	36.8	10	22	12	7	15	104	85.8	
vs St. John's (NY)	11/21/2024	99-98	Wot2	35-83	.422	15-29	.517	14-23	.609	16	25	41	37.6	18	22	15	5	11	99	88.4	
vs Tennessee	11/22/2024	62-77	L	25-59	.424	6-22	.273	6-8	.750	15	14	29	36.2	15	12	12	1	4	62	84.0	
New Orleans	11/27/2024	91-60	W	35-72	.486	15-37	.405	6-7	.857	16	21	37	36.3	13	19	6	5	10	91	85.0	
at UConn	12/04/2024	72-76	L	27-55	.491	6-17	.353	12-19	.632	13	17	30	35.5	25	9	10	2	3	72	83.4	
Abilene Christian	12/09/2024	88-57	W	35-59	.593	8-18	.444	10-16	.625	10	27	37	35.7	17	15	9	1	5	88	83.9	
Norfolk St.	12/11/2024	94-69	W	36-65	.554	9-26	.346	13-19	.684	12	22	34	35.5	12	25	8	2	16	94	84.9	
Arlington Baptist	12/27/2024	107-53	W	41-81	.506	13-27	.481	12-17	.706	23	43	66	38.3	11	26	19	8	15	107	86.9	
Utah	12/31/2024	81-56	W	28-69	.406	9-32	.281	16-18	.889	14	32	46	38.9	18	13	12	8	11	81	86.4	
at Iowa St.	01/04/2025	55-74	L	19-64	.297	7-29	.241	10-14	.714	13	22	35	38.6	16	11	8	2	9	55	84.0	
Cincinnati	01/07/2025	68-48	W	27-54	.500	5-14	.357	9-11	.818	8	21	29	37.9	13	12	11	2	6	68	82.9	
at Arizona St.	01/11/2025	72-66	Wot	25-58	.431	8-21	.381	14-21	.667	15	28	43	38.3	18	9	16	3	6	72	82.1	
at Arizona	01/14/2025	70-81	L	27-56	.482	6-20	.300	10-13	.769	7	22	29	37.7	21	11	13	2	8	70	81.4	
Total		1302		482-1025	.470	146-401	.364	192-270	.711	219	384	603	37.7	253	259	186	56	142	1302	81.4	
Opponents		1091		378-881	.429	132-358	.369	203-307	.661	155	358	513	32.1	255	240	236	73	97	1091	68.2	

Baylor Averages

Games Played	Points/game	FG Pct	3FG Pct	FT Pct	Rebounds/game	Assists/game	Turnovers/game	Assist/Turnover ratio	Steals/game	Blocks/game
16	81.4	47.0	36.4	71.1	37.7	16.2	11.6	1.4	8.9	3.5



2024-25 Baylor Men's Basketball
Category Leaders
All games

Page 1/3
as of Jan 15, 2025

Points

##	Player	G	Pts	Pts/G
15	Omier, Norchad	16	248	15.5
1	Wright, Robert	16	199	12.4
7	Edgecombe, V.J.	15	187	12.5
2	Nunn, Jayden	16	171	10.7
3	Roach, Jeremy	14	167	11.9
17	Ojianwuna, Josh	16	132	8.3
32	Celestine, Jalen	12	95	7.9
13	Love, Langston	8	52	6.5
5	Asemota, Jason	13	23	1.8
25	Adegbola, Omar	9	12	1.3
22	Dubravcic, Marino	8	9	1.1
21	Hubbard, Davidson	9	7	0.8

Scoring Average

##	Player	G	Pts	Pts/G
15	Omier, Norchad	16	248	15.5
7	Edgecombe, V.J.	15	187	12.5
1	Wright, Robert	16	199	12.4
3	Roach, Jeremy	14	167	11.9
2	Nunn, Jayden	16	171	10.7
17	Ojianwuna, Josh	16	132	8.3
32	Celestine, Jalen	12	95	7.9
13	Love, Langston	8	52	6.5
5	Asemota, Jason	13	23	1.8
25	Adegbola, Omar	9	12	1.3
22	Dubravcic, Marino	8	9	1.1
21	Hubbard, Davidson	9	7	0.8

Field Goal Percentage

##	Player	FG	Att	Pct
17	Ojianwuna, Josh	49	63	.778
15	Omier, Norchad	97	161	.602
25	Adegbola, Omar	5	9	.556
22	Dubravcic, Marino	3	6	.500
21	Hubbard, Davidson	3	6	.500
1	Wright, Robert	76	161	.472
3	Roach, Jeremy	63	149	.423
7	Edgecombe, V.J.	68	164	.415
2	Nunn, Jayden	58	142	.408
32	Celestine, Jalen	31	80	.388
13	Love, Langston	20	56	.357
5	Asemota, Jason	9	28	.321

Field Goal Attempts

##	Player	G	Att	Att/G
7	Edgecombe, V.J.	15	164	10.9
15	Omier, Norchad	16	161	10.1
1	Wright, Robert	16	161	10.1
3	Roach, Jeremy	14	149	10.6
2	Nunn, Jayden	16	142	8.9

Field Goals Made

##	Player	G	Made	Made/G
15	Omier, Norchad	16	97	6.1
1	Wright, Robert	16	76	4.8
7	Edgecombe, V.J.	15	68	4.5
3	Roach, Jeremy	14	63	4.5
2	Nunn, Jayden	16	58	3.6

3-Point FG Percentage

##	Player	3FG	Att	Pct
2	Nunn, Jayden	40	85	.471
1	Wright, Robert	17	43	.395
32	Celestine, Jalen	23	61	.377
3	Roach, Jeremy	22	63	.349
25	Adegbola, Omar	1	3	.333
21	Hubbard, Davidson	1	3	.333
7	Edgecombe, V.J.	21	66	.318
15	Omier, Norchad	9	31	.290
13	Love, Langston	9	31	.290
5	Asemota, Jason	3	14	.214

3-Point FG Attempts

##	Player	G	Att	Att/G
2	Nunn, Jayden	16	85	5.3
7	Edgecombe, V.J.	15	66	4.4
3	Roach, Jeremy	14	63	4.5
32	Celestine, Jalen	12	61	5.1
1	Wright, Robert	16	43	2.7

3-Point FG Made

##	Player	G	Made	Made/G
2	Nunn, Jayden	16	40	2.5
32	Celestine, Jalen	12	23	1.9
3	Roach, Jeremy	14	22	1.6
7	Edgecombe, V.J.	15	21	1.4
1	Wright, Robert	16	17	1.1

2024-25 CATEGORY LEADERS



2024-25 Baylor Men's Basketball
Category Leaders
All games

Page 2/3
as of Jan 15, 2025

Free Throw Percentage

##	Player	Made	Att	Pct
32	Celestine, Jalen	10	10	1.000
25	Adegbola, Omar	1	1	1.000
1	Wright, Robert	30	39	.769
13	Love, Langston	3	4	.750
22	Dubravcic, Marino	3	4	.750
15	Omier, Norchad	45	62	.726
7	Edgecombe, V.J.	30	42	.714
2	Nunn, Jayden	15	21	.714
3	Roach, Jeremy	19	27	.704
17	Ojianwuna, Josh	34	54	.630
5	Asemota, Jason	2	6	.333

Free Throw Attempts

##	Player	G	Att	Att/G
15	Omier, Norchad	16	62	3.9
17	Ojianwuna, Josh	16	54	3.4
7	Edgecombe, V.J.	15	42	2.8
1	Wright, Robert	16	39	2.4
3	Roach, Jeremy	14	27	1.9

Free Throws Made

##	Player	G	Made	Made/G
15	Omier, Norchad	16	45	2.8
17	Ojianwuna, Josh	16	34	2.1
7	Edgecombe, V.J.	15	30	2.0
1	Wright, Robert	16	30	1.9
3	Roach, Jeremy	14	19	1.4

Rebounds

##	Player	G	Reb	Reb/G
15	Omier, Norchad	16	163	10.2
17	Ojianwuna, Josh	16	116	7.3
7	Edgecombe, V.J.	15	86	5.7
2	Nunn, Jayden	16	45	2.8
1	Wright, Robert	16	34	2.1

Assists

##	Player	G	Ast	Ast/G
1	Wright, Robert	16	74	4.6
3	Roach, Jeremy	14	51	3.6
7	Edgecombe, V.J.	15	47	3.1
15	Omier, Norchad	16	29	1.8
2	Nunn, Jayden	16	27	1.7

Rebounds Average

##	Player	G	Reb	Reb/G
15	Omier, Norchad	16	163	10.2
17	Ojianwuna, Josh	16	116	7.3
7	Edgecombe, V.J.	15	86	5.7
2	Nunn, Jayden	16	45	2.8
32	Celestine, Jalen	12	33	2.8

Steals

##	Player	G	Stl	Stl/G
7	Edgecombe, V.J.	15	36	2.4
15	Omier, Norchad	16	23	1.4
2	Nunn, Jayden	16	19	1.2
17	Ojianwuna, Josh	16	19	1.2
1	Wright, Robert	16	15	0.9

Offensive Rebounds

##	Player	G	OReb	OReb/G
15	Omier, Norchad	16	60	3.8
17	Ojianwuna, Josh	16	47	2.9
7	Edgecombe, V.J.	15	29	1.9
2	Nunn, Jayden	16	15	0.9
32	Celestine, Jalen	12	12	1.0

Blocked Shots

##	Player	G	Blk	Blk/G
15	Omier, Norchad	16	17	1.1
7	Edgecombe, V.J.	15	13	0.9
17	Ojianwuna, Josh	16	13	0.8
32	Celestine, Jalen	12	4	0.3
1	Wright, Robert	16	2	0.1

Defensive Rebounds

##	Player	G	DReb	DReb/G
15	Omier, Norchad	16	103	6.4
17	Ojianwuna, Josh	16	69	4.3
7	Edgecombe, V.J.	15	57	3.8
2	Nunn, Jayden	16	30	1.9
1	Wright, Robert	16	24	1.5

Minutes

##	Player	G	Min	Min/G
2	Nunn, Jayden	16	473	29:35
1	Wright, Robert	16	449	28:03
15	Omier, Norchad	16	449	28:03
7	Edgecombe, V.J.	15	448	29:51
3	Roach, Jeremy	14	445	31:48

THE LAST TIME ...**THE LAST TIME A BAYLOR TEAM...**

Shot 65 pct from floor	67.2 (41-61) vs. MVSU (12/22/23)
Shot 60 pct from floor	67.2 (411-61) vs. MVSU (12/22/23)
Shot less than 30 pct from floor	29.6 (21-71) at Kansas (2/5/22)
Shot 65 pct from 3FG	69.2 (9-13) vs. Texas (3/4/24)
Shot 60 pct from 3FG	69.2 (9-13) vs. Texas (3/4/24)
Shot less than 15 pct from 3FG	143 (3-21) at Gonzaga (11/4/24)
Shot less than 10 pct from 3FG	000 (0-9) vs. Gardner-Webb (11/12/23)
Made 15 3-point field goals	15 vs. New Orleans (11/27/24)
Failed to make a 3FG	0-9 vs. Gardner-Webb (11/12/23)
Shot 95 pct from FT line	100.0 (7-7) vs. Villanova (12/12/21)
Shot 90 pct from FT line	92.3 (12-13) vs. Iowa State (3/9/23)
Shot less than 40 pct from FT line	37.5 (6-16) at Kansas (2/27/21)
Had 60 Rebounds	66 vs. Arlington Baptist (12/27/24)
Had 55 Rebounds	58 vs. Savannah State (12/17/17)
Had 50 Rebounds	50 vs. Northwestern State (12/2/23)
Had 25 Offensive Rebounds	26 vs. Kansas (11/12/19)
Had 20 Offensive Rebounds	23 at Kansas State (12/27/24)
Had 40 Defensive Rebounds	43 vs. Arlington Baptist (12/27/24)
Had 30 Assists	30 vs. Sam Houston (11/12/24)
Had 25 Assists	26 vs. Arlington Baptist (12/27/24)
Had 25 Turnovers	29 at West Virginia (11/10/17)
Had 20 Turnovers	21 at Kansas (2/10/24)
Had fewer than 7 Turnovers	6 vs. New Orleans (11/27/24)
Had fewer than 6 Turnovers	5 vs. BYU (1/9/24), vs. Oklahoma (2/13/24)
Had fewer than 4 Turnovers	3 at Texas Tech (11/17/23)
Had 0 Live-Ball Turnovers	vs. Wisconsin (3/21/21)
Had 17 Steals	21 vs. Central Arkansas (11/17/21)
Had 15 Steals	15 vs. Arlington Baptist (12/27/24)
Had 12 Blocked Shots	12 vs. Louisiana-Lafayette (11/28/20)
Had 10 Blocked Shots	10 vs. TCU (2/2/19)
Had no Blocked Shots	vs. Mich. State (12/16/23)
Had two 20-point scorers	Norchad Omier (22), VJ Edgecombe (20) vs. Tennessee (11/22/24)
Had two 25-point scorers	Jo Lual-Acuil Jr. (31), Manu Lecomte (25) vs. Savannah State (12/17/17)
Had seven double-figure scorers	vs. Arlington Baptist (12/27/24)
Had six double-figure scorers	vs. St. John's (11/21/24)
Had all five starters score in double figures	vs. Sam Houston (11/12/24)
Had all five starters score 15+ points	vs. Central Arkansas (11/10/17)
Had three reserves score in double figures	vs. Arlington Baptist (12/27/24)
Had no players score in double figures	vs. Texas A&M (3/5/08)
Had no starters score in double figures	at Kansas State (3/3/18)
Had four players score 15+ points	vs. Utah (12/31/24)
Had five players score 15+ points	vs. Central Arkansas (11/10/17)
Had four players score 18+ points	vs. Savannah State (12/17/17)
Had four players with 5+ assists	vs. Savannah State (12/17/17)
Had two double-doubles	Norchad Omier (19p/24r), Josh Ojaniwuna (10p/10r) vs. ABU (12/27/24)
Had two double-figure rebounders	Norchad Omier (19p/24r), Josh Ojaniwuna (10p/10r) vs. ABU (12/27/24)
Scored 50-plus points in first half	50 vs. Arlington Baptist (12/27/24)
Scored 50-plus points in first half on road	56 at Kansas State (12/19/20)
Scored 50-plus points in second half	51 at Arizona (11/4/25)
Scored 50-plus points in both halves	vs. Arlington Baptist (12/27/24)
Scored 60-plus points in first half	61 vs. Mississippi Valley (11/7/22)
Scored 60-plus points in second half	60 at Iowa State (1/9/16)
Scored fewer than 20 points in 1st half	19 at Arizona (11/14/25)
Scored fewer than 20 points in 2nd half	19 vs. Butler (12/20/19)
Never trailed in a game	vs. Utah (12/31/24)
Came back from a 20-point deficit	vs. North Carolina, trailed 67-42, forced OT at 80-80 (3/19/22)
Overcame a 20-point deficit to win	vs. Louisville, trailed 32-10, won 66-63 (11/25/16)
Overcame a 15-pt deficit with less than 10 min left to win	vs. Texas, trailed 55-36, won 84-83 (2/27/19)
Overcame a 15-point deficit to win	vs. St. John's, trailed 39-21, won 99-98 (11/21/24)
Overcame a 15-point halftime deficit to win	vs. Louisville, trailed 39-24, won 66-63 (11/25/16)
Overcame a 10-point halftime deficit to win	vs. St. John's, trailed 44-30, won 99-98 (11/21/24)
Overcame a 10-point 2nd half deficit to win at home	vs. Texas, trailed 55-42, won 93-85 (3/4/24)
Overcame a 10-point 2nd half deficit to win on the road	at TCU, trailed 56-46, won 72-68 (2/11/23)
Won an OT game	75-70 at Oklahoma State (11/6/24)
Lost an OT game	72-66 at Arizona State (1/11/25)
Won a 20T game	99-98 vs. St. John's (11/21/24)
Lost a 20T game	84-91 to Colorado (3/13/08)
Won a 30T game	Never
Lost a 30T game	102-105 vs TCU (1/27/24)
Won a 40T game	96-95 vs. North Texas (12/17/88)
Won a 50T game	116-110 at Texas A&M (1/23/08)

THE LAST TIME AN OPPOSING PLAYER

Scored 35 Points	Brandon Clarke (36) vs. Gonzaga (3/23/19)
Scored 30 Points	Max Abmas (33) vs. Texas (3/4/24)
Had 20 Rebounds	Jamahl Mosley (20) vs. Colorado [Kansas City] (3/8/01)
Had 15 Rebounds	Armando Bacott (16) vs. North Carolina (3/19/22)
Had 10 Assists	Ryan Nembhard (11) at Gonzaga (11/4/24)
Had 8 Turnovers	Trae Young (8) vs. Oklahoma (2/27/18)
Had 7 Turnovers	Cam Carter (7) at Oklahoma (1/22/22)
Had 8 Blocked Shots	Sagaba Konate (9) vs. West Virginia (2/20/18)
Had 7 Blocked Shots	doka Azubuike (7) at Kansas (11/11/20)
Had 5 Steals	J'Wan Roberts (6) vs. Houston (2/24/24)
Had 6 Steals	J'Wan Roberts (6) vs. Houston (2/24/24)

THE LAST TIME A BAYLOR PLAYER...

Recorded a Triple-Double (Pts/Reb/Ast)	Kenny Chery (20/10/12) vs. Kansas State (2/15/14)
Recorded a Triple-Double (Pts/Reb/Blk)	Ekpe Udoh (18/17/10) vs. Morgan State (1/6/10)
Recorded a Double-Double Before Halftime	Norchad Omier (13p/11r) vs. Arlington Baptist (12/27/24)
Scored 40 Points	Makai Mason (40) vs. TCU (2/2/19)
Scored 30 Points	Jalen Bridges (32) vs. Texas (3/4/24)
Scored 30 Points in a Road Game	Keyonte George (32) at WVU (11/11/23)
Scored 20 Points in a 1st Half	Jayden Nunn (20) vs. New Orleans (11/27/24)
Scored 20 Points in a 2nd Half	RayJ Dennis (22) vs. Florida (11/24/23)
Scored 30 Points off the Bench	Nuni Omot (30) at Kansas State (3/3/18)
Scored 25 Points off the Bench	Terry Maston (26) vs. Mississippi State (3/18/18)
Scored 20 Points off the Bench	Langston Love (24) at UCF (11/31/24)
Made 5+ 3-pointers in a 1st Half	Jayden Nunn (6-7) 1st half vs. New Orleans (11/27/24)
Made 6+ 3-pointers in a 1st Half	Jayden Nunn (6-7) 1st half vs. New Orleans (11/27/24)
Made 5+ 3-pointers in a 2nd Half	Langston Love (5-6) vs. Nicholls (11/28/23)
Made 7+ 3-pointers in a 2nd Half	MacGie Teague (7-8) vs. Texas Tech (3/7/21)
Had 20 Rebounds	Norchad Omier (24) vs. Arlington Baptist (12/27/24)
Had 15 Rebounds	Mark Vital (15) vs. Oklahoma State (3/12/21)
Had 8+ Offensive Rebounds	Norchad Omier (8) vs. New Orleans (11/27/24)
Had 9+ Offensive Rebounds	Mark Vital (9) at Arizona (12/15/18)
Had 12 Rebounds in a Half	Johnathan Motley (14 in 2nd half) vs. Texas (11/17/17)
Had 10 Rebounds in a Half	Norchad Omier (13 in 2nd half) vs. Arlington Baptist (12/27/24)
Had 13 Assists	Robert Wright (13) vs. Norfolk State (12/11/24)
Had 12 Assists	Dale Bonner (12) vs. McNeese (11/23/22)
Had 11+ Assists	Dale Bonner (12) vs. McNeese (11/23/22)
Had 10+ Assists and 0 Turnovers	Adam Flagler (11 AST/0 TO) vs. Northwestern State (12/28/21)
Had 6 Blocked Shots	Freddie Gillespie (6) vs. TCU (2/1/20)
Had 7 Blocked Shots	Jo Lual-Acuil Jr. (7) vs. Oklahoma (2/21/17)
Had 6 Steals	RayJ Dennis (6) vs. John Brown (11/12/23)
Had 7 Steals	Lester Medford (7) vs. Savannah State (12/23/15)
Played 40+ Minutes	VJ Edgecombe (41) at Arizona State (11/11/25)
Played 45+ Minutes	RayJ Dennis (50) vs. TCU (11/27/24)
Made a Game-Winning Shot	Jeremy Roach (3FG) vs. St. John's, 99-98 207 (11/21/24)
Made a Game-Winning Shot in Final 10 Seconds	Jayden Nunn vs. ISU, 70-68 (2/3/24)
Made a Game-Winning Shot at Buzzer	Jeremy Roach (3FG) vs. St. John's, 99-98 207 (11/21/24)
Made a Game-Winning FT in Final 10 Seconds	Mario Kegler vs. Texas, 84-83 OT (2/29/19)

THE LAST TIME A BAYLOR OPPONENT...

Scored 100 Points	101 at Gonzaga (11/4/24)
Scored 90 Points	91 vs. New Orleans (11/27/24)
Scored Fewer than 50 Points at Home	49 at TCU (1/9/21)
Scored Fewer than 50 Points on the Road	48 vs. Cincinnati (12/7/25)
Scored Fewer than 40 Points	36 vs. Villanova (12/12/21)
Shot 65 pct from floor	66.1 (39-59) at Oklahoma (2/26/05)
Shot 60 pct from floor	63.3 (31-49) vs. Mich. State (12/16/23)
Shot less than 25 pct from floor	22.2 (12-52) vs. Villanova (12/12/21)
Shot 55 pct from 3FG	58.3 (14-24) vs. St. John's (11/21/24)
Shot less than 15 pct from 3FG	11.1 (2-18) vs. Nicholls (12/28/22)
Made 15 3-point field goals	15 vs. Texas (2/27/19)
Shot 95 pct from FT line (min. 10 FTs)	100.0 (22-22) vs. Creighton (3/19/23)
Shot less than 40 pct from FT line	14.3 (1-7) at UCF (1/31/24)
Had 50 Rebounds	62 vs. Wake Forest (Anaheim) (11/30/08)
Had fewer than 20 Rebounds	18 vs. Tarleton (1/4/22)
Had 20 Offensive Rebounds	21 vs. Iowa State (3/9/23)
Had 25 Assists	25 at Gonzaga (1/24/24)
Had 25 Turnovers	28 at Tarleton (11/17/24)
Had fewer than 5 Turnovers	4 at Kansas (2/18/23)
Had 13 Steals	14 vs. Houston (2/24/24)
Had 0 Steals	vs. Wisconsin (3/21/21)
Had 12+ Blocked Shots	13 vs. West Virginia (2/20/18)
Had 10+ Blocked Shots	10 at Kansas (1/11/20)
Had no Blocked Shots	vs. MVSU (12/22/23)
Had two 20-point scorers	Hunter Dickinson (20), Kevin McCullar Jr. (20) vs. Kansas (3/2/24)
Had three 20-point scorers	Abdel Nader (26), Georges Niang (24), Monte Morris (20) vs. Iowa State (2/16/16)
Had five double-figure scorers	at Gonzaga (11/4/24)
Had four 15+ point scorers	vs. TCU (1/27/24)
Had no double-figure scorers	vs. Iowa State (1/15/20)
Had two double-figure rebounders	David McCormack (13), Christian Braun (10) vs. Kansas (2/26/22)
Scored 50-plus points in 1st half	51 at Marquette (11/29/22)
Scored 50-plus points in 2nd half	52 at Gonzaga (11/4/24)
Scored 20 points or fewer in 1st half at home	16 at Texas (2/8/20)
Scored 20 points or fewer in 1st half on road	20 at Arizona St. (1/11/25)
Scored 20 points or fewer in 2nd half	20 vs. Stanford (11/20/21)
Failed to make a 3FG	vs. Oklahoma, 0-12 (2/25/12)

2024-25 TEAM SUPERLATIVES



2024-25 Baylor Men's Basketball
Team High/Low Analysis
All games

Page 1/4
as of Jan 15, 2025

Baylor - Game Highs

POINTS	107		Arlington Baptist (12/27/2024)
	104		Tarleton St. (11/17/2024)
	104		Sam Houston (11/12/2024)
	99		vs St. John's (NY) (N) (11/21/2024)
	94		Norfolk St. (12/11/2024)
FIELD GOALS MADE	41		Arlington Baptist (12/27/2024)
	41		Sam Houston (11/12/2024)
FIELD GOAL ATTEMPTS	83		vs St. John's (NY) (N) (11/21/2024)
	81		Arlington Baptist (12/27/2024)
FIELD GOAL PERCENTAGE	.593	(35-59)	Abilene Christian (12/09/2024)
	.586	(41-70)	Sam Houston (11/12/2024)
3 PT FG MADE	15		New Orleans (11/27/2024)
	15		vs St. John's (NY) (N) (11/21/2024)
	15		Tarleton St. (11/17/2024)
3 PT FG ATTEMPTS	37		New Orleans (11/27/2024)
	32		Utah (12/31/2024)
	32		Tarleton St. (11/17/2024)
	32		Sam Houston (11/12/2024)
3 PT FG PERCENTAGE	.517	(15-29)	vs St. John's (NY) (N) (11/21/2024)
	.481	(13-27)	Arlington Baptist (12/27/2024)
FREE THROWS MADE	27		Tarleton St. (11/17/2024)
	16		Utah (12/31/2024)
FREE THROW ATTEMPTS	36		Tarleton St. (11/17/2024)
	23		vs St. John's (NY) (N) (11/21/2024)
FREE THROW PERCENTAGE	.889	(16-18)	Utah (12/31/2024)
	.857	(6-7)	New Orleans (11/27/2024)
REBOUNDS	66		Arlington Baptist (12/27/2024)
	46		Utah (12/31/2024)
ASSISTS	30		Sam Houston (11/12/2024)
	26		Arlington Baptist (12/27/2024)
STEALS	16		Norfolk St. (12/11/2024)
	15		Arlington Baptist (12/27/2024)
	15		Tarleton St. (11/17/2024)
BLOCKED SHOTS	8		Utah (12/31/2024)
	8		Arlington Baptist (12/27/2024)
TURNOVERS	19		Arlington Baptist (12/27/2024)
	16		at Arizona St. (01/11/2025)
FOULS	25		at UConn (12/04/2024)
	21		at Arizona (01/14/2025)

2024-25 TEAM SUPERLATIVES



2024-25 Baylor Men's Basketball
Team High/Low Analysis
All games

Page 3/4
as of Jan 15, 2025

Baylor - Game Lows

POINTS	55		at Iowa St. (01/04/2025)
	62		vs Tennessee (N) (11/22/2024)
	63		at Gonzaga (11/04/2024)
	68		Cincinnati (01/07/2025)
	70		at Arizona (01/14/2025)
FIELD GOALS MADE	19		at Iowa St. (01/04/2025)
	23		at Gonzaga (11/04/2024)
FIELD GOAL ATTEMPTS	54		Cincinnati (01/07/2025)
	55		at UConn (12/04/2024)
FIELD GOAL PERCENTAGE	.297	(19-64)	at Iowa St. (01/04/2025)
	.371	(23-62)	at Gonzaga (11/04/2024)
3 PT FG MADE	3		at Gonzaga (11/04/2024)
	5		Cincinnati (01/07/2025)
3 PT FG ATTEMPTS	14		Cincinnati (01/07/2025)
	17		at UConn (12/04/2024)
3 PT FG PERCENTAGE	.143	(3-21)	at Gonzaga (11/04/2024)
	.241	(7-29)	at Iowa St. (01/04/2025)
FREE THROWS MADE	6		New Orleans (11/27/2024)
	6		vs Tennessee (N) (11/22/2024)
FREE THROW ATTEMPTS	7		New Orleans (11/27/2024)
	8		vs Tennessee (N) (11/22/2024)
FREE THROW PERCENTAGE	.609	(14-23)	vs St. John's (NY) (N) (11/21/2024)
	.625	(10-16)	Abilene Christian (12/09/2024)
REBOUNDS	29		at Arizona (01/14/2025)
	29		Cincinnati (01/07/2025)
	29		vs Tennessee (N) (11/22/2024)
ASSISTS	9		at Arizona St. (01/11/2025)
	9		at UConn (12/04/2024)
STEALS	3		at UConn (12/04/2024)
	4		vs Tennessee (N) (11/22/2024)
BLOCKED SHOTS	1		Abilene Christian (12/09/2024)
	1		vs Tennessee (N) (11/22/2024)
	1		vs Arkansas (N) (11/09/2024)
TURNOVERS	6		New Orleans (11/27/2024)
	8		at Iowa St. (01/04/2025)
	8		Norfolk St. (12/11/2024)
	8		vs Arkansas (N) (11/09/2024)
FOULS	10		Tarleton St. (11/17/2024)
	11		Arlington Baptist (12/27/2024)

2024-25 OPPONENT SUPERLATIVES



2024-25 Baylor Men's Basketball
Team High/Low Analysis
All games

Page 2/4
as of Jan 15, 2025

Opponent - Game Highs

POINTS	101		at Gonzaga (11/04/2024)
	98		vs St. John's (NY) (N) (11/21/2024)
	81		at Arizona (01/14/2025)
	77		vs Tennessee (N) (11/22/2024)
	76		at UConn (12/04/2024)
FIELD GOALS MADE	40		at Gonzaga (11/04/2024)
	34		vs St. John's (NY) (N) (11/21/2024)
FIELD GOAL ATTEMPTS	71		at Gonzaga (11/04/2024)
	68		Arlington Baptist (12/27/2024)
FIELD GOAL PERCENTAGE	.563	(40-71)	at Gonzaga (11/04/2024)
	.548	(34-62)	vs St. John's (NY) (N) (11/21/2024)
3 PT FG MADE	14		vs St. John's (NY) (N) (11/21/2024)
	13		at Gonzaga (11/04/2024)
3 PT FG ATTEMPTS	31		at Gonzaga (11/04/2024)
	30		Utah (12/31/2024)
3 PT FG PERCENTAGE	.583	(14-24)	vs St. John's (NY) (N) (11/21/2024)
	.556	(10-18)	Norfolk St. (12/11/2024)
FREE THROWS MADE	26		at UConn (12/04/2024)
	17		Abilene Christian (12/09/2024)
	17		vs Tennessee (N) (11/22/2024)
FREE THROW ATTEMPTS	33		at UConn (12/04/2024)
	28		vs St. John's (NY) (N) (11/21/2024)
FREE THROW PERCENTAGE	.824	(14-17)	vs Arkansas (N) (11/09/2024)
	.788	(26-33)	at UConn (12/04/2024)
REBOUNDS	46		at Gonzaga (11/04/2024)
	42		at Iowa St. (01/04/2025)
ASSISTS	24		at Gonzaga (11/04/2024)
	22		vs St. John's (NY) (N) (11/21/2024)
STEALS	12		Arlington Baptist (12/27/2024)
	9		vs St. John's (NY) (N) (11/21/2024)
BLOCKED SHOTS	11		vs St. John's (NY) (N) (11/21/2024)
	8		at UConn (12/04/2024)
TURNOVERS	28		Tarleton St. (11/17/2024)
	20		Norfolk St. (12/11/2024)
FOULS	26		Tarleton St. (11/17/2024)
	19		at UConn (12/04/2024)
	19		vs Arkansas (N) (11/09/2024)

2024-25 OPPONENT SUPERLATIVES



2024-25 Baylor Men's Basketball
Team High/Low Analysis
All games

Page 4/4
as of Jan 15, 2025

Opponent - Game Lows

POINTS	41		Tarleton St. (11/17/2024)
	48		Cincinnati (01/07/2025)
	53		Arlington Baptist (12/27/2024)
	56		Utah (12/31/2024)
	57		Abilene Christian (12/09/2024)
FIELD GOALS MADE	15		Tarleton St. (11/17/2024)
	17		Cincinnati (01/07/2025)
FIELD GOAL ATTEMPTS	39		Tarleton St. (11/17/2024)
	46		at UConn (12/04/2024)
	46		vs Tennessee (N) (11/22/2024)
FIELD GOAL PERCENTAGE	.279	(19-68)	Arlington Baptist (12/27/2024)
	.318	(21-66)	Utah (12/31/2024)
3 PT FG MADE	2		Abilene Christian (12/09/2024)
	5		Arlington Baptist (12/27/2024)
	5		Tarleton St. (11/17/2024)
	5		vs Arkansas (N) (11/09/2024)
3 PT FG ATTEMPTS	14		at Arizona (01/14/2025)
	14		Abilene Christian (12/09/2024)
	14		Tarleton St. (11/17/2024)
3 PT FG PERCENTAGE	.143	(2-14)	Abilene Christian (12/09/2024)
	.217	(5-23)	Arlington Baptist (12/27/2024)
FREE THROWS MADE	5		Sam Houston (11/12/2024)
	6		Cincinnati (01/07/2025)
	6		Tarleton St. (11/17/2024)
FREE THROW ATTEMPTS	9		Sam Houston (11/12/2024)
	11		Tarleton St. (11/17/2024)
FREE THROW PERCENTAGE	.500	(6-12)	Cincinnati (01/07/2025)
	.538	(7-13)	Utah (12/31/2024)
REBOUNDS	18		Tarleton St. (11/17/2024)
	21		Sam Houston (11/12/2024)
ASSISTS	9		Arlington Baptist (12/27/2024)
	10		Abilene Christian (12/09/2024)
STEALS	2		New Orleans (11/27/2024)
	3		at Arizona St. (01/11/2025)
	3		at UConn (12/04/2024)
	3		Tarleton St. (11/17/2024)
BLOCKED SHOTS	2		Norfolk St. (12/11/2024)
	2		New Orleans (11/27/2024)
	2		Sam Houston (11/12/2024)
TURNOVERS	7		at UConn (12/04/2024)
	10		at Arizona (01/14/2025)
	10		Abilene Christian (12/09/2024)
FOULS	10		New Orleans (11/27/2024)
	12		Cincinnati (01/07/2025)
	12		Arlington Baptist (12/27/2024)

2024-25 BAYLOR INDIVIDUAL SUPERLATIVES



2024-25 Baylor Men's Basketball
Player Highs Analysis
All games

Page 1/3
as of Jan 15, 2025

Baylor - Individual Game Highs

POINTS	24		Norchad Omier vs St. John's (NY) (N) (11/21/2024)
	23		Jayden Nunn vs New Orleans (11/27/2024)
	22		Robert Wright at UConn (12/04/2024)
	22		Norchad Omier vs Tennessee (N) (11/22/2024)
	20		V.J. Edgecombe vs Tennessee (N) (11/22/2024)
	20		Jeremy Roach vs St. John's (NY) (N) (11/21/2024)
	20		Jalen Celestine vs Tarleton St. (11/17/2024)
FIELD GOALS MADE	9		Robert Wright at UConn (12/04/2024)
	9		Norchad Omier vs St. John's (NY) (N) (11/21/2024)
FIELD GOAL ATTEMPTS	18		Jeremy Roach vs New Orleans (11/27/2024)
	18		Norchad Omier vs St. John's (NY) (N) (11/21/2024)
FIELD GOAL PERCENTAGE (min 5 made)	1.000	(7-7)	Norchad Omier vs Abilene Christian (12/09/2024)
	1.000	(6-6)	Josh Ojianwuna at Arizona St. (01/11/2025)
3 PT FG MADE	7		Jayden Nunn vs New Orleans (11/27/2024)
	5		Jayden Nunn vs Sam Houston (11/12/2024)
3 PT FG ATTEMPTS	10		Jayden Nunn vs New Orleans (11/27/2024)
	8		Jayden Nunn vs Arlington Baptist (12/27/2024)
	8		Jeremy Roach vs Tarleton St. (11/17/2024)
	8		Jayden Nunn vs Sam Houston (11/12/2024)
3 PT FG PERCENTAGE (min 2 made)	1.000	(4-4)	Jayden Nunn vs Abilene Christian (12/09/2024)
	.800	(4-5)	Jalen Celestine vs St. John's (NY) (N) (11/21/2024)
	.800	(4-5)	Robert Wright vs St. John's (NY) (N) (11/21/2024)
FREE THROWS MADE	8		V.J. Edgecombe vs Tarleton St. (11/17/2024)
	6		Norchad Omier vs St. John's (NY) (N) (11/21/2024)
	6		Josh Ojianwuna vs Tarleton St. (11/17/2024)
FREE THROW ATTEMPTS	11		V.J. Edgecombe vs Tarleton St. (11/17/2024)
	10		Norchad Omier vs St. John's (NY) (N) (11/21/2024)
FREE THROW PERCENTAGE (min 3 made)	1.000	(6-6)	Josh Ojianwuna vs Tarleton St. (11/17/2024)
	1.000	(5-5)	Jayden Nunn at Arizona St. (01/11/2025)
	1.000	(4-4)	Norchad Omier vs Utah (12/31/2024)
	1.000	(4-4)	Robert Wright vs Utah (12/31/2024)
	1.000	(4-4)	Jalen Celestine vs Tarleton St. (11/17/2024)
	1.000	(4-4)	Robert Wright vs Tarleton St. (11/17/2024)
	1.000	(4-4)	Jeremy Roach at Gonzaga (11/04/2024)
	1.000	(3-3)	Norchad Omier vs Cincinnati (01/07/2025)
REBOUNDS	24		Norchad Omier vs Arlington Baptist (12/27/2024)
	17		Josh Ojianwuna at Arizona St. (01/11/2025)
ASSISTS	13		Robert Wright vs Norfolk St. (12/11/2024)
	9		Robert Wright vs Arlington Baptist (12/27/2024)
	9		Robert Wright vs Tarleton St. (11/17/2024)
STEALS	5		Norchad Omier vs Norfolk St. (12/11/2024)
	4		V.J. Edgecombe at Iowa St. (01/04/2025)
	4		V.J. Edgecombe vs Abilene Christian (12/09/2024)
	4		V.J. Edgecombe vs Tarleton St. (11/17/2024)
BLOCKED SHOTS	3		Norchad Omier vs Utah (12/31/2024)
	3		Josh Ojianwuna vs Utah (12/31/2024)
	3		Norchad Omier vs Arlington Baptist (12/27/2024)
	3		Josh Ojianwuna vs Arlington Baptist (12/27/2024)
	3		V.J. Edgecombe vs Tarleton St. (11/17/2024)
TURNOVERS	5		V.J. Edgecombe at Arizona (01/14/2025)
	5		Norchad Omier vs Arlington Baptist (12/27/2024)
	5		Norchad Omier vs Sam Houston (11/12/2024)

2024-25 BAYLOR OPPONENT INDIVIDUAL SUPERLATIVES



2024-25 Baylor Men's Basketball
Player Highs Analysis
All games

Page 3/3
as of Jan 15, 2025

Opponent - Individual Game Highs

POINTS	25		Chaz Lanier vs Tennessee (N) (11/22/2024)
	24		Adou Thiero vs Arkansas (N) (11/09/2024)
	22		BJ Freeman at Arizona St. (01/11/2025)
	22		Zuby Ejiofor vs St. John's (NY) (N) (11/21/2024)
	20		Aaron Scott vs St. John's (NY) (N) (11/21/2024)
FIELD GOALS MADE	10		Adou Thiero vs Arkansas (N) (11/09/2024)
	9		Henri Veesaar at Arizona (01/14/2025)
	9		Chaz Lanier vs Tennessee (N) (11/22/2024)
FIELD GOAL ATTEMPTS	19		BJ Freeman at Arizona St. (01/11/2025)
	16		Chaz Lanier vs Tennessee (N) (11/22/2024)
FIELD GOAL PERCENTAGE (min 5 made)	.818	(9-11)	Henri Veesaar at Arizona (01/14/2025)
	.800	(8-10)	Zuby Ejiofor vs St. John's (NY) (N) (11/21/2024)
3 PT FG MADE	7		Chaz Lanier vs Tennessee (N) (11/22/2024)
	6		Dae Dae Hunter vs New Orleans (11/27/2024)
3 PT FG ATTEMPTS	12		Lamar Wilkerson vs Sam Houston (11/12/2024)
	10		Dae Dae Hunter vs New Orleans (11/27/2024)
	10		Chaz Lanier vs Tennessee (N) (11/22/2024)
3 PT FG PERCENTAGE (min 2 made)	1.000	(2-2)	Christian Ings vs Norfolk St. (12/11/2024)
	.833	(5-6)	Aaron Scott vs St. John's (NY) (N) (11/21/2024)
FREE THROWS MADE	7		KJ Lewis at Arizona (01/14/2025)
	7		Hassan Diarra at UConn (12/04/2024)
	7		Jordan Gainey vs Tennessee (N) (11/22/2024)
FREE THROW ATTEMPTS	12		Zuby Ejiofor vs St. John's (NY) (N) (11/21/2024)
	10		Tobe Awaka at Arizona (01/14/2025)
	10		Hassan Diarra at UConn (12/04/2024)
FREE THROW PERCENTAGE (min 3 made)	1.000	(7-7)	KJ Lewis at Arizona (01/14/2025)
	1.000	(5-5)	Liam McNeeley at UConn (12/04/2024)
	1.000	(4-4)	Quion Williams vs Abilene Christian (12/09/2024)
	1.000	(4-4)	Johnell Davis vs Arkansas (N) (11/09/2024)
	1.000	(4-4)	Boogie Fland vs Arkansas (N) (11/09/2024)
REBOUNDS	10		Dishon Jackson at Iowa St. (01/04/2025)
	10		Keshon Gilbert at Iowa St. (01/04/2025)
	10		Zuby Ejiofor vs St. John's (NY) (N) (11/21/2024)
ASSISTS	11		Ryan Nembhard at Gonzaga (11/04/2024)
	9		Zakai Zeigler vs Tennessee (N) (11/22/2024)
STEALS	4		Curtis Jones at Iowa St. (01/04/2025)
	4		John Gray vs Arlington Baptist (12/27/2024)
BLOCKED SHOTS	5		Zuby Ejiofor vs St. John's (NY) (N) (11/21/2024)
	3		Brandton Chatfield at Iowa St. (01/04/2025)
	3		Gary Gray vs Arlington Baptist (12/27/2024)
	3		Liam McNeeley at UConn (12/04/2024)
TURNOVERS	6		Nick Krass vs Tarleton St. (11/17/2024)
	6		Bubu Benjamin vs Tarleton St. (11/17/2024)
FOULS	5		BJ Freeman at Arizona St. (01/11/2025)
	5		Samson Johnson at UConn (12/04/2024)
	5		Ronnie Harrison Jr. vs Tarleton St. (11/17/2024)
	5		Chris Mpaka vs Tarleton St. (11/17/2024)
	5		Kalifa Sakho vs Sam Houston (11/12/2024)



2024-25

11-5

BIG 12

3-2

AP

25

COACHES

24

NET

22nd

TCU vs. 25/24 BAYLOR | GAME 17
Jan. 19, 2025 (Waco, Texas) / Foster Pavilion

Broadcast Notes

1



Robert Wright

G • 6-1 • 180 • Fr. • Wilmington, Del.

	PTS	REB	AST	FG%	3FG%	FT%	MIN
SEA	12.4	2.1	4.6	.472	.395	.769	28.1
B12	11.4	2.2	2.2	.375	.231	.800	29.4
CAR	12.4	2.1	4.6	.472	.395	.769	28.1

LAST GAME at ARIZONA

PTS	REB	AST	STL	BLK	MIN
16	1	4	1	0	33:39

- Freshman point guard from Wilmington, Del.
- 46 Assists shy of the BU Freshman record held by John Lucas (120)
- Set the Baylor single-game record for assts by a freshman w/ 13 against Norfolk (12/11/24)
- First freshman in the Drew Era with 10+ points and 6+ assists in debut (11/4/24)
- Helped Montverde to a 33-0 record and a Chipotle Nationals Title (Formerly GEICO Nationals)
- Gatorade Player of the Year in the Pennsylvania in 2023

CAREER HIGHS

PTS	REB	AST	STL	BLK
22	3	13	2	1

2



Jayden Nunn (JAY-den)

G • 6-4 • 190 • Sr. • Flint, Michigan

	PTS	REB	AST	FG%	3FG%	FT%	MIN
SEA	10.7	2.8	1.7	.408	.471	.714	29.6
B12	7.6	2.2	1.2	.289	.364	.889	30.4
BUCAR	10.6	2.7	1.9	.439	.452	.710	29.0
CAR*	9.6	2.6	1.8	.428	.419	.718	28.8

* - Includes VCU (2021-23)

LAST GAME at ARIZONA

PTS	REB	AST	STL	BLK	MIN
10	5	0	1	0	29:43

- Senior guard with 117 career games played with 106-straight starts
- Second in the Big 12 in three-point FG% (.471)
- Scored in double figures in 14 of his last 34 games (Aving 12.0 points at home)
- The only player in program history to sweep Big 12 Player and Newcomer of the Week (Feb. 2024)

CAREER HIGHS (*-at VCU)

PTS	REB	AST	STL	BLK
31*	8	5	5	3*

3



Jeremy Roach

Preseason Big 12 co-Newcomer of the Year
Preseason All-Big 12 Second Team

G • 6-2 • 180 • 5th • Leesburg, Va.

	PTS	REB	AST	FG%	3FG%	FT%	MIN
SEA	11.9	1.9	3.6	.423	.349	.704	31.8
B12	11.4	1.8	2.2	.389	.333	.700	33.8
BUCAR	11.9	1.9	3.6	.423	.349	.704	31.8
CAR*	11.4	2.4	3.1	.437	.354	.781	30.9

* - Includes Duke (2020-24)

LAST GAME at ARIZONA

PTS	REB	AST	STL	BLK	MIN
13	3	1	1	0	32:25

- Fifth-Year transfer point guard from Leesburg, Va., by way of Duke
- One of 11 active players with 1,500+ pts and 450+ assists
- A two-time team captain at Duke in 2022-23 and 2023-24
- Third on the team in scoring (11.0 ppg) in Big 12 Play
- Helped Duke to an ACC title (2022), Final Four (2022) and ACC Tournament title (2023)

CAREER HIGHS (*-at Duke)

PTS	REB	AST	STL	BLK
23*	8*	11*	5*	2*

5



Jason Asemota (AH-suh-moat-uh)

F • 6-8 • 205 • Fr. • Lynn, Mass.

	PTS	REB	AST	FG%	3FG%	FT%	MIN
SEA	1.8	2.2	0.2	.321	.214	.333	7.2
B12	0.0	2.2	0.4	.000	.000	.000	8.3
CAR	1.8	2.2	0.2	.321	.214	.333	7.2

LAST GAME at ARIZONA

PTS	REB	AST	STL	BLK	MIN
0	2	0	0	0	6:11

- Freshman from Lynn, Mass., by way of Hillcrest Prep in Phoenix, Ariz.
- Rated as a Five-star prospect by Rivals and 247Sports
- The 6-foot-8 forward was rated as the 29th-best player in the 2024 class by ESPN
- During his junior year, the versatile wing competed on the Overtime Elite circuit with Hillcrest, averaging 15.7 points, 7.5 rebounds, 2.1 assists and 1.2 steals

CAREER HIGHS

PTS	REB	AST	STL	BLK
8	9	1	2	1

7



VJ Edgecombe (EDGE-comb)

Preseason Big 12 Freshman of the Year

G • 6-4 • 190 • Fr. • Bimini, Bahamas

	PTS	REB	BLK	FG%	3FG%	FT%	MIN
SEA	12.5	5.7	0.9	.415	.318	.714	29.8
B12	14.0	5.4	0.0	.431	.375	.846	33.8
CAR	12.5	5.7	0.9	.415	.318	.714	29.8

LAST GAME at ARIZONA


PTS	REB	AST	STL	BLK	MIN
14	7	2	2	0	35:26

- Seventh McDonald's All-American in program history
- Rated as the No. 4 prospect in the 2025 NBA Draft by ESPN entering the season
- Played for the Bahamian National Team in the FIBA Olympic qualifying tournament
- He averaged 16.5 pts, 3.8 assts and 2 steals in four games in quest for the Olympics
- 2-time Gatorade Player of the Yr. in NY, 1 of 3 former Gatorade Players of the year on this team (Wright, Roach)

CAREER HIGHS

PTS	REB	AST	STL	BLK
20	10	7	4	3

11



Kaleb Jackson

G • 6-2 • 174 • Fr. • Lake Forest, Ill.

	PTS	REB	AST	FG%	3FG%	FT%	MIN
SEA	—	—	—	—	—	—	—
B12	—	—	—	—	—	—	—
CAR	—	—	—	—	—	—	—

LAST GAME N/A

PTS	REB	AST	STL	BLK	MIN
—	—	—	—	—	—

- Freshman walk-on from Lake Forest, Ill.
- Averaged 18.0 points, 4.0 rebounds and 3.0 assists at Carmel Catholic in 2023-24
- Named All-State Honorable Mention in 2024, 2-time all-area & all-conference selection led his conference in scoring as a senior
- Helped the Carmel Corsairs to a 123-12 record en route to a 3A Regional Championship in 2022

CAREER HIGHS

PTS	REB	AST	STL	BLK
—	—	—	—	—

13



Langston Love

2024 All-Big 12 Honorable Mention

G • 6-5 • 215 • R Jr. • Universal City, Texas

	PTS	REB	AST	FG%	3FG%	FT%	MIN
SEA	6.5	2.5	1.0	.357	.290	.750	21.9
B12	0.0	3.0	0.0	.000	.000	.000	17.2
CAR	8.2	2.5	1.0	.437	.401	.742	20.6

LAST GAME vs. UTAH

PTS	REB	AST	STL	BLK	MIN
0	3	0	0	1	17:14

- Suffered a left ankle injury that against Texas Tech (2/6/24) that cost him 11 of the last 13 games last season
- Averaged 11.5 points per game in Big 12 Play at the time of his injury last year, which was most in conf. among players with 0 starts
- Averaging 13.0 points per game in last two games

CAREER HIGHS

PTS	REB	AST	STL	BLK
23	10	4	2	1



2024-25

11-5

BIG 12

3-2

AP

25

COACHES

24

NET

22nd

TCU vs. 25/24 BAYLOR | GAME 17
Jan. 19, 2025 (Waco, Texas) / Foster Pavilion

Broadcast Notes

15



Norchad Omier (NOR-chad)

Preseason All-Big 12 Second Team

	PTS	REB	BLK	FG%	3FG%	FT%	MIN
SEA	15.5	10.2	1.1	.602	.290	.726	28.0
B12	14.0	9.2	1.2	.578	.353	.800	28.7
BU CAR	15.5	10.2	1.1	.602	.290	.726	28.0
CAR	15.2	10.9	1.3	.579	.322	.730	28.8

* (Includes Ak. St. 2020-22 and Miami 2022-24)

LAST GAME at ARIZONA

PTS	REB	AST	STL	BLK	MIN
9	4	2	1	1	26:28

F • 6-7 • 244 • 5th • Bluefields, Nicaragua

- The only player in the ACC to average at least 15 points and nine rebounds last yr
- NCAA's Active Career-Leader in Rebounds (1,478) and double-doubles (76)
- Only active player w/ 2,000+ points and 1,400 rebounds
- 1st BU Player with 5 dbl-dbls in 1st 7 games at Baylor since Terry Black (1999)
- Second in the Big 12 in FG% (.602)
- The first person from Nicaragua to receive a Division I basketball scholarship

CAREER HIGHS (* at Miami, ** at Ark. St.)

PTS	REB	AST	STL	BLK
35**	26**	4*	5	6**

17



Josh Ojjanwuna

(Oh-JON-vu-nuh)

	PTS	REB	BLK	FG%	3FG%	FT%	MIN
SEA	8.3	7.3	0.8	.778	.000	.630	25.3
B12	9.8	9.2	1.2	.800	.000	.600	30.4
CAR	5.3	4.2	0.4	.699	.000	.639	16.6

LAST GAME at ARIZONA

PTS	REB	AST	STL	BLK	MIN
8	6	2	2	1	36:08

F • 6-10 • 255 • Jr. • Asaba, Nigeria

- 6-foot-10 junior forward from Asaba, Nigeria, who played at the NBA Global Academy
- Put on 25 pounds since last season
- Has recorded a double-double in three of his last six games
- Nine games scoring in dbl-figures this season, had 5 in previous 2 seasons combined
- Attended NBA Academy Africa in 2017, before transitioning to NBA Global Academy in 2019

CAREER HIGHS

PTS	REB	AST	STL	BLK
16	17	2	3	3

21



Davidson Hubbard

	PTS	REB	BLK	FG%	3FG%	FT%	MIN
SEA	0.8	0.6	0.1	.500	.333	—	2.3
B12	0.0	0.0	0.0	—	—	—	1.3
BU CAR	0.8	0.6	0.1	.500	.333	—	2.3
CAR	11.8	6.7	0.6	.501	.351	.751	24.2

* (Includes Hampden-Sydney 2020-24)

LAST GAME vs. CINCINNATI

PTS	REB	AST	STL	BLK	MIN
0	0	0	0	0	1:19


G • 6-5 • 216 • Gr. • Charlotte, N.C.

- Graduate transfer guard from Charlotte, N.C., by way of Division III Hampden-Sydney College
- Helped the Tigers to a 31-3 record and a berth in the Division III National title game last season
- 2023-24 NABC Second Team All-American and a Third Team All-American by D3Hoops.com
- 21 career double-doubles at the Division III level

CAREER HIGHS (* - at Hampden-Sydney)

PTS	REB	AST	STL	BLK
31*	16*	4*	4*	4*

22



Marino Dubravacic

(Due-BRA-vuh-chich)

	PTS	REB	BLK	FG%	3FG%	FT%	MIN
SEA	1.1	0.8	0.0	0.500	—	.750	2.6
B12	0.0	0.0	0.0	—	—	—	1.3
CAR	1.1	0.8	0.0	0.500	—	.750	2.6

LAST GAME vs. CINCINNATI

PTS	REB	AST	STL	BLK	MIN
0	0	0	0	0	1:19


F • 6-10 • 228 • Fr. • Split, Croatia

- Freshman Forward from Split, Croatia
- Played in the FIBA U18 European Championship in 2022, averaging 6.7 points and 3.9 rebounds across seven games for Croatia
- His high-water mark in the event was a 12-point, eight-rebound performance against North Macedonia

CAREER HIGHS

PTS	REB	AST	STL	BLK
3	2	—	—	—

25



Omar Adegbola

(Ah-DEG-bowl-uh)

	PTS	REB	AST	FG%	3FG%	FT%	MIN
SEA	1.3	0.3	0.1	.556	.333	1.000	2.3
B12	0.0	0.0	0.0	—	—	—	1.3
CAR	1.3	0.3	0.1	.556	.333	1.000	2.3

LAST GAME vs. CINCINNATI

PTS	REB	AST	STL	BLK	MIN
0	0	0	0	0	1:19

G • 6-4 • 205 • RFr. • Houston, Texas

- Redshirt Freshman from Houston, who started his career as a walk-on
- Averaged 24.6 points per game as a senior at Montverde Academy
- Eclipsed the 30-point mark eight times, including a season-high 38 against Palm Beach Prep
- Led Montverde's Center for Basketball Development to the 2021-22 SIAA championship, where he was named the tournament's most valuable player

CAREER HIGHS

PTS	REB	AST	STL	BLK
6	2	1	—	—

32



Jalen Celestine

(Cell-LESS-steen)

	PTS	REB	BLK	FG%	3FG%	FT%	MIN
SEA	7.9	2.8	0.3	.388	.377	1.000	23.0
B12	5.0	5.0	0.0	.222	.167	—	26.3
BU CAR	7.9	2.8	0.3	.388	.377	1.000	23.0
CAR*	6.8	2.8	0.2	.423	.394	.789	22.4

* - (Includes Cal 2020-24)

LAST GAME vs. UTAH

PTS	REB	AST	STL	BLK	MIN
5	5	0	1	0	26:20

F • 6-7 • 216 • Gr. • Ajax, Ontario

- Graduate Transfer from Cal, where he earned a degree in legal studies
- Second on the team averaging 1.9 three-pointers per game
- Shot 44% from 3-pt range last year at Cal, which led all players with at least 100 attempts
- Missed the entirety of the 2022-23 season with a knee injury
- Attended Long Island Lutheran, the same high school as freshman teammate, VJ Edgcombe

CAREER HIGHS (* - at Cal)

PTS	REB	AST	STL	BLK
21*	9*	4*	5*	2

41



Yanis Ndjonga

(YAWN-iss JOHN-go)

	PTS	REB	BLK	FG%	3FG%	FT%	MIN
SEA	—	—	—	—	—	—	—
B12	—	—	—	—	—	—	—
CAR	—	—	—	—	—	—	—

LAST GAME n/a

PTS	REB	AST	STL	BLK	MIN
—	—	—	—	—	—

F • 6-7 • 217 • RFr. • Yaounde, Cameroon

- Suffered a torn ACL during practice in the summer of '23 and missed the 2023-24 season
- Played his freshman season at New Mexico Military Institute, where he averaged 13.5 points, 8.3 rebounds and 1.2 blocks in 26 games for the Broncos.
- Cousin of Philadelphia 76ers star Joel Embiid
- In just under 11 minutes per contest, he also made 15 of 36 three-point attempts (.417%)
- Played in the FIBA Africa Champions Clubs Road to B.A.L.

CAREER HIGHS

PTS	REB	AST	STL	BLK
—	—	—	—	—



Scott Drew

Head Coach
22nd season at BU

Jared Nuness

Assistant Coach
15th season at BU

Tweety Carter

Assistant Coach
Third season at BU

Bill Armstrong

Assistant Coach
First season at BU

Steve Henson

Assistant Coach
First season at BU

Melvin Hunt

Assistant Coach
First season at BU

Ty Beard

Director of Ops
Eighth season at BU

Jason Smith

General Manager
Fourth Season

Gabe Awbrey

Director of Video Ops
First season at BU

Charlie Melton

Strength Coach
20th season at BU

Dave Snyder

Athletic Trainer
Eighth season at BU