

2024-25 SCHEDULE / RESULTS

DATE	DAY	ARK RANK	OPP RANK	AP/COACH	OPPONENT	TV	RESULT	ALL-TIME (GD)
Nov. 6	Wed	16/16	-/-		LIPSCOMB	SEC +	W 76-60	
Fayetteville, Ark. Bud Walton Arena • Nolan Richardson Court Links to: Video • Live Stats • Final Book								
Nov. 9	Fri	16/16	8/8		vs Baylor	ESPN	6:30 pm	
Dallas, Texas American Airlines Center Links to: Video • Live Stats • Final Book								
Nov. 13	Wed				TROY	SEC +	7:00 pm	
Fayetteville, Ark. Bud Walton Arena • Nolan Richardson Court Links to: Video • Live Stats • Final Book								
Nov. 18	Mon				PACIFIC	SEC +	7:00 pm	
Fayetteville, Ark. Bud Walton Arena • Nolan Richardson Court Links to: Video • Live Stats • Final Book								
Nov. 22	Fri				LITTLE ROCK	SEC Network	8:00 pm	
Fayetteville, Ark. Bud Walton Arena • Nolan Richardson Court Links to: Video • Live Stats • Final Book								
Nov. 25	Mon				MARYLAND-EASTERN SHORE	SEC +	7:00 pm	
Fayetteville, Ark. Bud Walton Arena • Nolan Richardson Court Links to: Video • Live Stats • Final Book								
CBS THANKSGIVING GAME								
Nov. 28	Thur				vs Illinois	CBS	3:00 pm	
Kansas City, Mo. T-Mobile Center Links to: Video • Live Stats • Final Book								
ESPN ACC-SEC CHALLENGE								
Dec. 3	Tues				at Miami	ESPN/2	6 or 6:30 pm	
Miami, Fla. Watsco Center Links to: Video • Live Stats • Final Book								
Dec. 7	Sat				UTSA	SEC +	TBA	
Fayetteville, Ark. Bud Walton Arena • Nolan Richardson Court Links to: Video • Live Stats • Final Book								
JIMMY V CLASSIC								
Dec. 10	Tues				vs Michigan	ESPN	8:00 pm	
New York City, N.Y. Madison Square Garden Links to: Video • Live Stats • Final Book								
Dec. 14	Sat				vs CENTRAL ARKANSAS	SEC +	3:00 pm	
North Little Rock, Ark. Simmons Bank Arena Links to: Video • Live Stats • Final Book								
Dec. 21	Sat				NORTH CAROLINA A&T	SEC Network	1:30 pm	
Fayetteville, Ark. Bud Walton Arena • Nolan Richardson Court Links to: Video • Live Stats • Final Book								
Dec. 30	Mon				OAKLAND	ESPN	7:00 pm	
Fayetteville, Ark. Bud Walton Arena • Nolan Richardson Court Links to: Video • Live Stats • Final Book								
Jan. 4	Sat				at Tennessee *	ESPN	Noon	
Knoxville, Tenn. Thompson-Boling Arena at Food City Center • The Summit Links to: Video • Live Stats • Final Book								
Jan. 8	Wed				OLE MISS *	ESPN2/U	6:00 pm	
Fayetteville, Ark. Bud Walton Arena • Nolan Richardson Court Links to: Video • Live Stats • Final Book								
Jan. 11	Sat				FLORIDA *	ESPN/2	3:00 pm	
Fayetteville, Ark. Bud Walton Arena • Nolan Richardson Court Links to: Video • Live Stats • Final Book								
Jan. 14	Tues				at LSU *	SEC Network	8:00 pm	
Baton Rouge, La. Pete Maravich Assembly Center • Dale Brown/Sue Gunter Court Links to: Video • Live Stats • Final Book								
Jan. 18	Sat				at Missouri *	SEC Network	5:00 pm	
Columbia, Mo. Mizzou Arena • Norm Stewart Court Links to: Video • Live Stats • Final Book								
Jan. 22	Wed				GEORGIA *	SEC Network	8:00 pm	
Fayetteville, Ark. Bud Walton Arena • Nolan Richardson Court Links to: Video • Live Stats • Final Book								
Jan. 25	Sat				OKLAHOMA *	ESPN/2/U	7:30 pm	
Fayetteville, Ark. Bud Walton Arena • Nolan Richardson Court Links to: Video • Live Stats • Final Book								
Feb. 1	Sat				at Kentucky *	ESPN	8:00 pm	
Lexington, Ky. Rupp Arena at Central Bank Center • Cawood's Court Links to: Video • Live Stats • Final Book								
Feb. 5	Wed				at Texas *	ESPN2	8:00 pm	
Austin, Texas Moody Center Links to: Video • Live Stats • Final Book								
Feb. 8	Sat				ALABAMA *	ESPN	7:00 pm	
Fayetteville, Ark. Bud Walton Arena • Nolan Richardson Court Links to: Video • Live Stats • Final Book								
Feb. 12	Wed				LSU *	ESPN2/U	8:00 pm	
Fayetteville, Ark. Bud Walton Arena • Nolan Richardson Court Links to: Video • Live Stats • Final Book								
Feb. 15	Sat				at Texas A&M *	ESPN/2	11:00 am	
Bryan-College Station, Texas Reed Arena • Gary Blair Court Links to: Video • Live Stats • Final Book								
Feb. 19	Wed				at Auburn *	ESPN/2	8:00 pm	
Auburn, Ala. Neville Arena Links to: Video • Live Stats • Final Book								
Feb. 22	Sat				MISSOURI *	ESPN/2	7:00 pm	
Fayetteville, Ark. Bud Walton Arena • Nolan Richardson Court Links to: Video • Live Stats • Final Book								
Feb. 26	Wed				TEXAS *	ESPN2/U	8:00 pm	
Fayetteville, Ark. Bud Walton Arena • Nolan Richardson Court Links to: Video • Live Stats • Final Book								
Mar. 1	Sat				at South Carolina *	SEC Network	Noon	
Columbia, S.C. Colonial Life Arena Links to: Video • Live Stats • Final Book								
Mar. 4	Tues				at Vanderbilt *	SEC Network	9:00 pm	
Nashville, Tenn. Memorial Gymnasium Links to: Video • Live Stats • Final Book								
Mar. 8	Sat				MISSISSIPPI STATE *	ESPN/SEC Network	11:00 am	
Fayetteville, Ark. Bud Walton Arena • Nolan Richardson Court Links to: Video • Live Stats • Final Book								
SEC TOURNAMENT								
Mar. 12-16	WED-SUN				SEC TOURNAMENT	SEC Network/ESPN		
Nashville, Tenn. Bridgestone Arena Links to: Video • Live Stats • Final Book								
NCAA TOURNAMENT 1st & 2nd Rounds								
Mar. 20 & 22					Lexington • Providence • Seattle • Wichita			
Mar. 21 & 23					Cleveland • Denver • Milwaukee • Raleigh			
NCAA REGIONALS								
Mar. 27 & 29					EAST: Newark • WEST: San Francisco			
Mar. 28 & 30					SOUTH: Atlanta • MIDWEST: Indianapolis			
NCAA FINAL FOUR (San Antonio, Texas Alamodome)								
Apr. 5					SEMIFINALS			
Apr. 7					NCAA CHAMPIONSHIP			

ARKANSAS RAZORBACKS

GAME 2: ARKANSAS RAZORBACKS VS BAYLOR BEARS

Nov. 9, 2024 • Saturday • 6:30 pm (CT) • Dallas, Texas • American Airlines Center (19,200)



#16/16 ARKANSAS RAZORBACKS

OVERALL SEC 1-0 0-0

John Calipari (Clarion '82)
at UA: 1-0 (1st yr)

Collegiate: 856-262 (33rd yr)



#8/8 BAYLOR BEARS

OVERALL BIG 12 0-1 0-0

Scott Drew (Butler '93)
at BU: 446-245 (22nd yr)

Career: 466-256 (23rd yr)

TV: ESPN
John Schriffen (PxP)
Jimmy Dykes (Analyst)
Watch ESPN

RADIO: Learfield Razorback Sports Network
Chuck Barrett (PxP)
Matt Zimmerman (Analyst)
Arkansas Gameday App

SATELLITE RADIO:
Sirius: 137 || XM: 192
SXM App/Online Channel 962

MORE: Live Stats • 2024-25 Arkansas Media Guide

Versus Baylor

- Arkansas and Baylor have met on 145 previous occasions, making the Bears fourth among Arkansas' most common opponents. Baylor has won three straight in the series. However, Arkansas owns a 96-49 advantage in the series, including a 6-5 mark in neutral site games.
- The series dates back to Arkansas' first season of basketball - 1923-24. Baylor is one of six teams the Razorbacks have played at least 100 times over the years including behind Texas A&M (169), Texas (155), SMU (155), Rice (144) and TCU (143).
- The teams have only played four times since 1991, the year Arkansas left the SWC for the SEC.
- Three of the meetings were on neutral courts - Jan. 5, 2008, in Dallas; Dec. 20, 2009, in North Little Rock; and Mar. 29, 2021, in Indianapolis.
- One meeting came two years ago in Waco as part of the SEC/Big 12 Challenge.

Last Two Times They Met

- The teams met twice over the last four seasons.
- First, Baylor defeated Arkansas, 81-72, in the Elite 8 en route to the Bears' 2021 NCAA Championship.
- Second, Arkansas traveled to Waco lost to Baylor, 67-64, as part of the 2023 SEC/Big 12 Challenge.

National Champion Coaches

- There are six active NCAA Division I coaches that have won a national championship and this game features two - Arkansas' John Calipari and Baylor's Scott Drew.
- To take it a step further, Calipari and Drew are the only active coaches to win an NCAA title and an NIT title.
- The other active coaches to an NCAA title are Dan Hurley, Bill Self, Rick Pitino and Tom Izzo.

Razorbacks in Dallas vs Baylor

- #16 Arkansas will face #8 Baylor on Nov. 9 in Dallas' American Airlines Center.
- This will be the sixth time the Razorbacks and Bears have met in Dallas and Arkansas owns a 4-1 advantage in the previous five matchups.
- Arkansas is 24-13 all-time in Dallas in neutral-site games thanks, -- in part -- to winning four SWC Tournament titles in Reunion Arena (1982, '89, '90 and '91).
- (NOTE: Arkansas is 37-34 when playing at SMU in Dallas during regular-season games.)
- Specifically, Arkansas is 2-2 in American Airlines Center
- beat Texas Tech, 78-65, on Dec. 21, 2005.
- lost to Bucknell in the 2006 NCAA 1st Round.
- beat Baylor, 85-78, Jan. 5, 2008.
- lost to Texas A&M, 71-62 (JT), on Dec. 18, 2010.

Razorbacks Back in Metroplex for 2nd Straight Weekend

- Last weekend, Arkansas traveled to Forth Worth to face TCU in Dickies Arena for a charity exhibition game.
- TCU hit a 3-pointer with

Razorbacks Start Calipari Era With Dub

- Naismith Hall of Fame coach John Calipari, who has led teams to six Final Fours, was named the 14th Razorback head men's basketball coach on April 10, 2024. He began his Arkansas career with a 76-60, season-opening

VS BAYLOR:

OVERALL (ARK-OPP)	96-49
Home (ARK-OPP)	53-11
Away (ARK-OPP)	37-33
Neutral (ARK-OPP)	6-5

MOST RECENT MEETINGS:

01/21/1989	W	88-58	A
02/22/1989	W	89-54	H
01/10/1990	12/-	W 99-84	H
02/10/1990	3/-	L 82-77	A
03/10/1990	9/-	W 115-75	N (Dallas)
01/26/1991	2/-	W 73-68	A
02/26/1991	3/-	W 106-74	H
01/05/2008	W	85-78	N (Dallas)
12/30/2009	L	70-47	N (NLR)
03/29/2021	10/3	L 81-72	N (Indianapolis)
01/28/2023	-1/7	L 67-64	A

'24-25 NCAA STAT COMPARISON
(2010 = Leads Conf)

76.0	213th	Scoring Off.	63.0	286th
60.0	97th	Scoring Def.	101.0	341st
+16.0	146th	Scoring Margin	-38.0	335th
.540	68th	FG%	.371	395th
.379	137th	FG% Def.	.563	333rd
.211	313th	3PT%	.143	338th
4.0	311th	3PT Made/Gm	3.0	331st
.333	207th	3PT% Def.	.419	296th
7.0	342nd	FTA/Gm	20.0	169th
.571	293rd	FT%	.700	169th
4.0	341st	FT Made/Gm	14.0	164th
35.0	225th	Reb./Gm	32.0	277th
+6.0	152nd	Reb. Margin	-14.0	323rd
0.83	267th	A/TO Ratio	0.92	238th
10.0	284th	Assists/Gm	11.0	265th
+7.0	84th	TO Margin	-1.0	220th
19.0	46th	TO Forced	11.0	148th
12.0	143rd	TO/Gm	12.0	143rd
11.0	55th	Steals/Gm	8.0	157th
11.0	21st	Fouls/Gm	14.0	72nd
5.0	83rd	Blocks/Gm	4.0	115th
17.0	256th	Bench Pts/Gm	19.0	236th
.571	121st	Effective FG%	.395	318th
23.0	51st	Fastbreak Pts	8.0	245th

vs LIP

17 Pts
3 Rebs
3 Asts
+20

STAR OF THE GAME

THE RAZORBACKS

No.	Name	Pos.	Yr.	Ht.	Wt.	Hometown	High School / Previous School	Wing Span	Standing Reach	MAX Vertical
0	Jaden Karuletwah			Fr.	6-5	180	Sun Valley, Calif. / Village Christian HS	6-3	8-0	34"
1	Johnell "Nelly" Davis		Grad. Sr.	6-4	205		Gary, Ind. / 21st Century Charter HS / Florida Atlantic	6-8	8-4	32.5"
2	Boogie Fland		Fr.	6-2	180.		Bronx, N.Y. / Archbishop Stepinac HS	6-5.5	8-4	36"
3	Adou Thiero		Jr.	6-8	220		Pittsburgh, Pa. / Quaker Valley HS / Kentucky	7-0	8-9	38.5"
4	Trevon Brazile		Jr.	6-10	230		Springfield, Mo. / Kickapoo HS / Missouri	7-3	9-1	41"
5	Casmir "Cash" Chavis		Fr.	6-0	180		Minneapolis, Minn. Park Center Senior HS	-	-	-
8	Melo Sanchez		Jr.	6-4	185		San Diego, Calif. / Veritas Academy / Hawai'i Pacific	-	-	-
9	Jonas Aidoo		Grad. Sr.	6-11	240		Durham, N.C. / Liberty Heights Athletic Institute / Tennessee	7-5	9-6	28"
11	Karter Knox		Fr.	6-6	220.		Tampa, Fla. / Overtime Elite – RWE	6-10	8-10	38.5"
14	Ayden Kelley		Fr.	5-10	170		Memphis, Tenn. / Northpoint (Miss.) Christian School	6-1.5	7-7	40"
21	D.J. Wagner		So.	6-4	195		Camden, N.J. / Camden HS / Kentucky	6-5.5	8-3	38"
24	Billy Richmond III		Fr.	6-5	205		Memphis, Tenn. / Camden (N.J.) HS	6-8.5	8-8	40"
25	Kareem Watkins		Grad. Sr.	5-8	175		Camden, N.J. / Kingsway Regional HS / Kentucky	5-7	6-9	39"
44	Zvonimir Ivišić		So.	7-2	245		Vodice, Croatia / Kentucky	7-3.5	9-8	26"
45	Lawson Blake		Sr.	6-10	245		Fayetteville, Ark. / Fayetteville HS / Link Year (Mo.) Prep	6' 6.5"	8' 8.5"	31.0"

Head Coach: John Calipari (Clarion, 1982)

Associate Head Coach: Kenny Payne (Louisville, 2003)

Associate Head Coach: Chin Coleman (Lamar, 1997)

Assistant Coach/Recruiting Coordinator: Chuck Martin (Monmouth, 1993)

Assistant Coach/Dir. of On-Court Player Development: Brad Calipari (Kentucky, 2019)

Special Assistant to the Head Coach: Bruiser Flint (Saint Joseph's, 1987)

Basketball Assistant: Tyler Ullis (Kentucky, Dec. 2024)

General Manager: Chris Woolard (UCLA, 1997)

Director of Operations: Riley Hall (Arkansas, 2016)

Dir. of Student-Athlete Devel./Mid-South Recruiting: Ronnie Brewer (Arkansas, 2015)

Video Coordinator: Kevin Butty (San Diego State, 2020)

Chief of Staff: Lunetha Pryor

Head Athletic Trainer: Matt Townsend (Idaho, 2017)

Head Strength Coach: Dave Richardson (Louisiana-Monroe, 1989)

Graduate Assistants: Tony Hall (Arkansas Tech '21) • Darin Minniefield (Our Lady of the Lake '22) • Timajh Parker-Rivera (Towson '16) • Ray Surratt (Kentucky '24)



Jaden KARULETWA
Business



Johnell "Nelly" DAVIS
FAU '24 (Business) • pursuing 2nd
undergrad degree in Arts & Sciences



Boogie FLAND
Arts & Sciences



Adou THIERO
Communications



Trevon BRAZILE
Communications



John CALIPARI
Head Coach



Kenny PAYNE
Associate Head Coach



Casmir "Cash" CHAVIS
Recreation & Sport Management



Melo SANCHEZ
Communications



Jonas AIDOO
Tennessee '24 (Journalism &
Electronic Media) • pursuing 2nd
undergrad degree in Arts & Sciences



Karter KNOX
Communications



Ayden KELLEY
Business



Chin COLEMAN
Associate Head Coach



Chuck MARTIN
Assistant Coach/
Recruiting Coordinator



D.J. WAGNER
Communications



Billy RICHMOND III
Communications



Kareem WATKINS
Kentucky '24 (Finance) • pursuing
Master's in Adult & Lifelong Learning



Zvonimir IVIŠIĆ
Communications



Lawson BLAKE
Exercise Science Pre-Med)



Brad CALIPARI
Assistant Coach / Director of On-
Court Player Development



Bruiser FLINT
Special Assistant to
the Head Coach



Tyler ULLIS
Basketball Assistant



Chris WOOLARD
General Manager



Riley HALL
Director of Operations



Ronnie BREWER
Director of Student-Athlete Develop-
ment & Mid-South Recruiting



Kevin BUTTY
Video Coordinator



Dave RICHARDSON
Head Strength & Conditioning Coach



Matt TOWNSEND
Head Athletic Trainer

win over Lipsomb on Nov. 6.

- Calipari is one of the most successful and decorated coaches in college basketball history having been inducted into the Naismith Memorial Basketball Hall of Fame in 2015. However, he takes the greatest pride in the success his players experience in college, in professional basketball and life after their playing days are over.
- Calipari has coached 61 players to be selected in the NBA Draft - 43 first-round picks including 29 among the top 15 and four as the overall first pick - during his 32-year coaching career and had 28 players on NBA rosters this past season. His players have earned:
 - 4 National Players of the Year.
 - 2 National Freshmen of the Year.
 - 15 Conference Players of the Year.
 - 20 Conference Freshman/Newcomers of the Year.
 - 24 All-American Honors.
 - 81 All-Conference Selections.
- He is the winningest active coach in men's college basketball with a record of 855-262 (.765), including a 410-122 mark in 15 seasons at Kentucky (2009-24), 214-69 in nine seasons at Memphis (2000-09) and 189-71 in eight seasons at UMass (1988-96). In fact, Calipari became the fourth-fastest coach to 800 on-court wins ever at 1,037 games. Only Adolph Rupp (972 games), Roy Williams (1,012 games) and Dean Smith (1,029 games) did it faster.
- Calipari has been named both the Naismith (1996, 2008, 2015) and NABC (1996, 2009, 2015) National Coach of the Year three times - once at each collegiate stop - and AP College Coach of the Year (2015). He has added SEC Coach of the Year honors four times (2010, 2012, 2015, 2020), C-USA Coach of the Year three times (2006, 2008, 2009) and Atlantic 10 Coach of the Year three times (1993, 1994, 1996).
- Of the 31 NCAA Tournaments held during his collegiate coaching career, he has led 23 teams to the NCAA Tournament, including 15 trips to the Sweet 16, 12 appearances to the Elite 8, six Final Four births, three national title games and a national championship. (Note, in 2019-20, Kentucky was 25-6 and won the SEC with a 15-3 record but the NCAA cancelled the tournament due to COVID-19.)
- Calipari is one of two coaches in NCAA history to take three different programs to the Final Four and one of just three coaches all-time to make four Final Fours in a five-year span. His teams have won an NCAA record 38 games three times - twice at UK (2012 and 2015) and once at Memphis (2008).

For Openers

- Arkansas opened its 102nd year of basketbal - and first season of the John Calipari era - with a 76-60 win over Lipscomb.
- **Arkansas is now 83-19 in season openers all-time and 92-10 in home openers.**
- Arkansas has now won 49 of the last 51 season openers dating back to 1974-75 with both losses coming on neutral courts.
 - ^ the 1994-95 opener when preseason #1 Arkansas fell to preseason #3 UMass (104-80) in the Tipoff Classic (Springfield, Mass.)
 - ^ the 2018-19 season opener in El Paso versus Texas (77-73 in OT) in the ESPN Armed Forces Classic.
- **The Razorbacks have won 51 straight home openers, including a 32-0 record in openers inside Bud Walton Arena.**

Cal in Openers

- In **SEASON OPENERS**, John Calipari is now: **26-7** (HOME: 20-2 • ROAD: 1-2 • NEUTRAL: 5-3)
- In **HOME OPENERS**, John Calipari is now: **30-3**

Recapping the Lipscomb Win

- Zvonimir Ivisic scored eight of his 12 points inside the final 6:53 to help the #16 Razorbacks pull away and start the John Calipari era on The Hill with a 76-60 victory over Lipscomb Wednesday night at Bud Walton Arena.
- Ivisic stopped an 11-0 Bisons' run with a 3-pointer and, on the next Razorback possession, followed by an old-fashioned 3-point play. After a Lipscomb free throw, Ivisic capped an 8-1 run with a layup with 3:15 left to give the Hogs an 11-point lead and put the game out of reach.
- Overall, Arkansas used a 14-1 run over five minutes to turn the four-point lead (60-54) into a 17-point cushion and out-scored Lipscomb 16-4 over the final 7:47 to start the 2024-25 campaign with a win.
- Boogie Fland paced the Razorback scoring with 17 points and Johnell Davis added 15. Ivisic finished with 12 points and three blocked shots.

Déjà Vu

- For the second straight year, Arkansas played Lipscomb, defeating the Bisons 69-66 in North Little Rock last year and opening this year with a 76-60 win on Wednesday. In addition to the win, there were some oddly similar happenings in the two games.
 - ^ **LAST YR:** Arkansas led by 20 in the second half before Lipscomb used a 21-2 run - including a 17-0 spurt - to cut the deficit to one (63-62) with 4:29 left. Arkansas held on to win 69-66.
 - ^ **THIS YR:** Arkansas led by 15 on three occasions in the second half before Lipscomb used an 11-0 run to cut its deficit to four with 7:47 left. However, Arkansas closed the game on a 16-4 run, including a 14-1, to secure the win.
 - ^ **LAST YR:** Arkansas was 4-of-8 at the FT line and Lipscomb was 7-of-9
 - ^ **THIS YR:** Arkansas was 4-of-7 at the FT line and Lipscomb was 7-of-9.
 - ^ **LAST YR:** Arkansas shot 52.6% from the field and Lipscomb was 38.8%
 - ^ **THIS YR:** Arkansas shot 54.4% from the field and Lipscomb was 37.9.
 - ^ **LAST YR:** Arkansas was 5-of-15 from 3-point range and Lipscomb was 7-of-30
 - ^ **THIS YR:** Arkansas was 4-of-19 at the FT line and Lipscomb was 9-of-27.

Boogie and Bobby

- Boogie Fland scored the game's first points versus Lipscomb, a jumper from the left elbow at 18:54.
 - ^ He is the first Razorback freshman to score the season-opening points for Arkansas since Bobby Portis accomplished the it versus SIU Edwardsville on Nov. 8, 2013.

1-2 ... and 21 ... Punch

- Kansas head coach Bill Self said - after Arkansas' 85-69 victory over the Jayhawks in a charity exhibition game - that Razorback guards #1 Johnell Davis, #2 Boogie Fland and #21 D.J. Wagner, **"that'll be the best trio of guards we play against this year."**

A COMPARISON

Coach Cal & Arkansas Histories

	CALIPARI		ARKANSAS	
	32 yrs - (15 yrs SEC)		101 yrs - (33 yrs SEC)	
National Championships	1 (1)		1 (1)	
National Runners-Up	2 (1)		1 (1)	
Final Fours	6 (4)		6 (2)	
Elite 8	12 (7)		11 (4)	
Sweet 16	15 (8)		14 (7)	
All-Americans	24 (14)		33 (11)	
NCAA Berths	23 (12)		36 (18)	
Conf Reg-Season Titles	18 (6)		26 (4)	
Conf Tourney Titles	15 (6)		7 (1)	
NBA Draft Picks	61 (50)		44 (17)	
NBA 1st Rd Picks	43 (37)		15 (10)	
As AP #1 Team	110-13 (69-8)		16-4 (15-3)	
As a AP Top 5 Team	299-37 (162-24)		109-23 (43-7)	
Vs AP #1 Team	6-6 (3-3)		3-11 (2-6)	
In AP Top 25 Matchups	89-67 (60-40)		48-51 (28-29)	

Razorbacks Take Down #1 Kansas in Charity Exhibition

- For the second year in a row, Arkansas hosted the preseason #1 team in the nation for a sold-out charity exhibition and, for the second year in a row, the Razorbacks won, beating #1 Kansas 85-69.
- The game benefitted Arkansas Children's Hospitals and Fore The Kids Foundation, a partner of Children's Mercy Hospital in Kansas City, with its proceeds.
- Arkansas was led by guards D.J. Wagner and Boogie Fland, who scored 24 and 22 points, respectively. Fland also had six of the team's 12 steals and five assists. Zvonimir Ivisic added 18 points, six rebounds, and four assists.
- Kansas got 26 points from Dajuan Harris Jr., on 11-of-17 shooting from the field including 4-of-5 from 3-point range. Rakease Passmore was the only other Jayhawk in double figures with 11 points
- The game format was four, 10-minute quarters.
- Kansas scored first, but D.J. Wagner answered with a 3-pointer and Arkansas held the lead the remainder of the game.
- Arkansas scored at least 20 points in each of the four quarters and Kansas was held below 20 in all four quarters.

Arkansas Falls 66-65 to TCU in Charity Exhibition

- Brendan Wenzel sank a 3-pointer with 17 seconds left to lift TCU to a 66-65 come-from-behind win versus #16 Arkansas in a charity exhibition game Friday night, played at Dickies Arena.
- TCU didn't have a player score over 14 points but had three in double figures. Big man Ernest Udeh, Jr., finished with 13 points and eight rebounds while Frankie Collins and Vasean Allette each scored 10 points.
- Adou Thiero led Arkansas. The junior had 20 points, eight rebounds and four assists. Boogie Fland contributed 11 points.
- The Razorbacks had a 13-point lead disappear thanks to an 8-0 run by TCU to end the third quarter. However, the Razorbacks held the lead throughout the fourth stanza until Wenzel's 3-pointer.
- Arkansas did not have a quality look to end the game. The contest was four, 10-minute quarters and teams would only shoot free throws after the fifth foul of each quarter, TCU had only committed one foul through the first nine-plus minutes of the final period. TCU was able to commit three to run down the clock. After TCU's fourth foul of the quarter, there was just one second left for a last-second 3-point try.

FAMILY AFFAIR

- Coach Calipari likes to describe his teams as family. This year, he has taken that to a new level as five Razorbacks had either their dad or brother also play for Coach Calipari.

Karter Knox

- His brother, Kevin, played for Coach Cal at Kentucky
 - Kevin was the 2018 SEC Freshman of the Year
 - Kevin was 1st team All-SEC
 - Kevin was the 9th pick in the 2018 NBA Draft

Adou Thiero

- His father, Almamy, played for Coach Cal at Memphis
 - Almamy was a member of the Tigers from 2002-06

D.J. Wagner (Kareem Watkins)

- His father, Dajuan, played for Coach Cal at Memphis
 - Dajuan is also the stepfather of **Kareem Watkins**
 - Dajuan was an All-American and 1st team All-CUSA in 2002
 - Dajuan was a "1-and-done" at Memphis and was the 6th pick in the 2002 NBA Draft
 - D.J.'s grandfather, **Milt Wagner**, was a college teammate at Louisville of **Kenny Payne** and the two won a national championship in 1986.

Billy Richmond III

- His father, Billy Jr., played for Coach Cal at Memphis
 - Billy Jr., was a member of the Tigers from 2002-04

Ayden Kelley

- His father, Antonio Burks, played for Coach Cal at Memphis
 - Antonio was with the Tigers from 2001-04
 - Antonio was 2004 CUSA Player of the Year and two-time All-CUSA selection
 - Antonio was a 2nd Rd NBA Draft pick in 2004

Getting Defensive

- Arkansas has played three games – two charity exhibitions and a regular-season opener.
 - Arkansas held all three opponents in the 60's ... KU had 69 points, TCU had 66 and Lipscomb had 60
 - Arkansas is playing good defense without fouling ... KU was 4-of-10 at the line, TCU was 8-of-14 and Lipscomb was 7-of-9

Getting Offensive

- Arkansas posted three impressive specialty stats in the win over Lipscomb.
 - Arkansas scored 25 points off turnover LAST YEAR: Arkansas' best game was 22 points off turnovers (Alcorn)
 - Arkansas scored 54 points in the paint LAST YEAR: Arkansas' best game was 56 points in the paint (at Mizzou)
 - Arkansas scored 23 fastbreak points LAST YEAR: Arkansas' best game was 26 fastbreak points (win vs LSU)

Davis and Aidoo Nearing Milestones

- Graduate transfer **Johnell Davis** has already scored 1,000 career points (1,431 to be exact in four years).
 - He is 44 steals from 200 and 80 assists from 300.
- Jonas Aidoo**, who has played three collegiate seasons, scored 411 points last year. If he matches that total in 2024-25, he will eclipse 1,000 career points. He currently needs 369 points for 1,000.
 - He is 24 rebounds shy of 500 for his career.

Making An Impact

- According to 247Sports,
 - Arkansas landed the #1 transfer class for 2024-25**
 - Arkansas landed the #3 freshman class for 2024-25**
- Johnell Davis** and **Jonas Aidoo** were listed as two of the top 25 Field of 68 "Impact Transfers" for the 2024-25 season.
 - Davis was listed as the #1 overall transfer by On3 and #1 impact transfer by Field of 68
 - Davis was listed as the #10 overall transfer by On3 and #23 impact transfer by Field of 68
- Boogie Fland** and **Karter Knox** were listed as two of the top 25 Field of 68 "Impact Freshmen" for the 2024-25 season.
 - Fland was listed as the #8 Impact Freshman.
 - Knox was listed as the #9 Impact Freshman.

Brazile (and Blake) Back

- Arkansas returns two lettermen from last year – junior Trevon Brazile and senior Lawson Blake.
- Brazile** tested the NBA waters and participated in the NBA Draft Combine before deciding to return to college on May 27. Then, on June 4, Brazile announced he would be returning to Arkansas. At the Combine, Brazile:
 - Standing Vertical 33" 5th-best
 - Max Vertical 41" 5th-best
 - Hand Width 10.25" T-3rd-best
- Blake** will be serving as a walk-on for the fourth consecutive year. He has played in 18 games in his career with 4 points scored and 5 rebounds. However, he injured his Achilles tendon in the summer and will be unavailable until February.

Stats Lost

- Arkansas lost 14 of its 16 letterwinners from last season. Returning is:
 - Trevon Brazile** (26 gms/23 starts): 8.6 ppg / 5.9 rpg
 - led the team with 5.9 rebs/gm
 - led team with 153 rebs despite missing 7+ gms
 - Lawson Blake** (4 gms/0 starts): 1 pt / 1 reb
- Arkansas:

Lost 2,566 pts	Returns 224 pts	0.09%
Lost 985 rebs	Returns 154 rebs	0.16%
Lost 375 assists	Returns 12 assists	0.03%
Lost 169 blocks	Returns 32 blocks	5.28%
Lost 181 steals	Returns 17 steals	0.09%
Lost 175 3s made	Returns 24 3s made	0.14%
Lost 607 FT made	Returns 42 FT made	0.07%

HOWEVER, if you combine the **SIX TRANSFERS** – Adou Thiero, D.J. Wagner, Johnell Davis, Jonas Aidoo, Zvonimir Ivisic – **they combine to bring the following totals from last year....**

- "Return"1,580 Points
- "Return"703 Rebounds
- "Return"268 Assists
- "Return"125 Blocked Shots
- "Return"121 Steals

Brother vs Brother: Hogs vs Illini

- Arkansas will face Illinois on Nov. 28 in Kansas City's T-Mobile Center in what will be CBS Sports' first college basketball telecast on Thanksgiving Day.
- Arkansas and Illinois will be very familiar with each other.
- First, the game will pit the Ivisic twin brothers against one another. Arkansas' 7-2 Zvonimir Ivisic is in his second year as a collegian and Illinois' 7-1 Tomislav Ivisic will be playing in his inaugural collegiate season.
- Also, the Razorbacks have assistant coach Chin Coleman, who worked on Illinois head coach Brad Underwood's staff from 2017-21, while the Fighting Illini has assistant coach Orlando Antigua, a longtime staffer under Razorback head coach John Calipari at both Memphis and Kentucky.
- The Razorbacks and Fighting Illini last played in the first round of the 2023 NCAA Tournament in Des Moines. Arkansas won, 73-63, thanks to Ricky Council IV recording a double-double (18 points and 10 rebounds).
- The win was the first by Arkansas in the series with Illinois. The Illini won the first five meetings – two in Chicago, two in North Little Rock and one in Champaign.
- Both Arkansas and Illinois last played in Kansas City's T-Mobile Center in the 2021 Hall of Fame Classic. The two squads did not meet. Arkansas won the Classic, beating Kansas State and Cincinnati.



Coach Calipari with Karter Knox (above) and Kevin Knox (below).



Arkansas in Kansas City

- With its two wins to claim the 2021 Hall of Fame Classic, Arkansas is 8-6 all-time when playing in Kansas City.
 - ^ 1-1 in the 1941 Final Four
 - ^ 1-1 in the 1945 Final Four
 - ^ 1-2 in the 1946 Big Six Tournament
 - ^ 1-1 in the 1948 NCAA Western Regional Sweet 16
 - ^ 0-1, lost 47-46 in OT in 1980 vs K-State
 - ^ 2-0 in the 1995 NCAA Midwest Regional
 - ^ 2-0 in the 2021 Hall of Fame Classic

Hogs vs Miami SEC/ACC Challenge

- For the scond consecutive year, Arkansas will participate in the SEC/ACC Challenge. The Razorbacks will travel to Miami to face the Hurricanes.
- Arkansas is 0-1 all-time versus Miami. The Hurricanes defeated Arkansas, 75-71, in the first round of the 2000 NCAA Tournament in Nashville.
- Last year, Arkansas defeated #7 Duke, 80-75, in Bud Walton Arena for the inagural SEC/ACC Challenge.

Hogs to Play in Jimmy V Classic

- For the first time since its inception (1995-96), Arkansas will play in the Jimmy V Classic.
- Arkansas wll face Michigan on Dec. 10 in historic Madison Square Garden.
 - ^ His teams are 2-1 in the Classic.
- 12/22/95 #2 UMass vs #21 Ga Tech (Meadowlands) W, 75-67
- 12/07/04 Memphis vs #11 Pittsburgh (MSG) L, 70-51
- 12/04/07 #2 Memphis vs #24 Southern Cal (MSG) W, 62-58
- Ironically, one of the times was the 1994-95 season opener when #1 Arkansas played #3 UMass – coached by John Calipari – in the Tipoff Classic.
- 12/30/36 Sugar Bowl Classic vs Tennessee W, 42-34
- 12/28/38 Sugar Bowl Classic vs Purdue L, 51-57
- 11/25/94 Tipoff Classic vs UMass L, 80-104
- 11/09/18 Armed Forces Classic vs Texas L, 71-73 (OT)

In the Garden

- Arkansas has made two previous trips to the World's Most Famous Arena – Madison Square Garden – and is 1-3 all-time.
 - ^ 1990 Preseason NIT 1-1
 - ^ 1997 NIT Final Four 0-2
- However, Coach Calipari has made 27 previous apperances in Madison Squar Garden and is 15-12 all-time in the venue.
 - ^ 1991 NIT Final 4 0-2
 - ^ 1993 Preseason NIT 1-1
 - ^ 2001 NIT Final 4 1-1
 - ^ 2002 NT Final 4 2-0
 - ^ 2002-04 Coaches vs Cancer Classic 2-2
 - ^ 2004 Jimmy V Classic 0-1
 - ^ 2005 NIT Final 4 0-1
 - ^ 2005 NIT Season Tipoff 1-1
 - ^ 2007 2K Sports College Hoops Classic 2-0
 - ^ 2007 Jimmy V Classic 1-0
 - ^ 2009 Big East/SEC Invitational 1-0
 - ^ 2011 & '16 Champions Classic 2-0
 - ^ 2017-18 Citi Hoops Classic 1-1
 - ^ 2019 & '21 Champions Classic 1-1
 - ^ 2022 CBS SPorts Classic 0-1

Hogs in the 2025 NBA Mock Drafts

- CBS Sports
 - ^ Boogie Fland #9
 - ^ Adou Thiero #28
- Draft Net
 - ^ Boogie Fland #10
 - ^ DJ Wagner #36
 - ^ Trevon Brazile #39
 - ^ Zvonimir Ivisic #59
- Babcock
 - ^ Boogie Fland #14
 - ^ Adou Thiero #37
 - ^ Zvonimir Ivisic #45
- NBA Draft Room
 - ^ Karter Knox #19
 - ^ Boogie Fland #24
- Bleacher Report
 - ^ Karter Knox #29
 - ^ Adou Thiero #54
- ESPN
 - ^ Boogie Fland #32
 - ^ Adou Thiero #40
 - ^ Zvonimir Ivisic #45
 - ^ Jonas Aidoo #71
 - ^ Johnnell Davis #99



NBA OPENING DAY ROSTERS

- For the second year in a row, a program-best 11 Razorbacks are on the 2024-25 NBA opening day rosters.
- Last year, the 11 #ProHogs were the most Razorbacks in the NBA in the same season. The previous best was nine players in the 1992-93 season and 1995-96 season.
- Arkansas is one of eight NCAA programs to have at least 11 players on NBA opening day rosters. Arkansas is also second among SEC programs.
- In addition to the 11 #ProHogs, Razorback head coach John Calipari has an NBA-best 29 players on NBA opening day rosters.

RAZORBACKS ON OPENING DAY ROSTERS (11)

- #0 Anthony Black, Orlando Magic
- #14 Ricky Council IV, Philadelphia 76ers
- #21 Daniel Gafford, Dallas Mavericks
- #11 Isaiah Joe, Oklahoma City Thunder
- #8 Mason Jones, Sacramento Kings - two-way contract
- #4 Moses Moody, Golden State Warriors
- #9 Bobby Portis, Milwaukee Bucks
- #8 Nick Smith Jr., Charlotte Hornets
- #17 Stanley Umude, Milwaukee Bucks - two-way contract
- #27 Jordan Walsh, Boston Celtics
- #6 Jaylin Williams, Oklahoma City Thunder

CALIPARI PLAYERS ON OPENING DAY ROSTERS (29)

- #13 Bam Adebayo, C/F, Miami Heat
- #1 Devin Booker, G, Phoenix Suns
- #4 Brandon Boston, G, New Orleans Pelicans – two-way contract
- #3 Anthony Davis, F/C, Los Angeles Lakers
- #4 Rob Dillingham, G, Minnesota Timberwolves
- #19 Justin Edwards, SF, Philadelphia 76ers – two-way contract
- #5 De'Aaron Fox, G, Sacramento Kings
- #2 Shai Gilgeous-Alexander, G, Oklahoma City Thunder
- #14 Tyler Herro, G, Miami Heat
- #22 Isaiah Jackson, F, Indiana Pacers
- #0 Keldon Johnson, F/G, San Antonio Spurs
- #7 Chris Livingston, F, Milwaukee Bucks
- #41 Trey Lyles, F, Sacramento Kings
- #0 Tyrese Maxey, PG, Philadelphia 76ers
- #0 Malik Monk, G, Sacramento Kings
- #27 Jamal Murray, G, Denver Nuggets
- #5 Immanuel Quickley, G, Toronto Raptors
- #30 Julius Randle, F/C, Minnesota Timberwolves
- #12 Antonio Reeves, G, New Orleans Pelicans
- #4 Nick Richards, C, Charlotte Hornets
- #17 Shaedon Sharpe, G, Portland Trail Blazers
- #15 Reed Sheppard, G, Houston Rockets
- #00 Jacob Toppin, F, New York Knicks – two-way contract
- #32 Karl-Anthony Towns, C/F, New York Knicks
- #44 Oscar Tshiebwe, F/C, Utah Jazz – two-way contract
- #2 Jarred Vanderbilt, F, Los Angeles Lakers
- #22 Cason Wallace, G, Oklahoma City Thunder
- #25 PJ Washington, F, Dallas Mavericks
- #23 TyTy Washington, Phoenix Suns – two-way contract

MOST NBA PLAYERS ON OPENIG DAY ROSTER (including 2-way)

1.	Kentucky	29
2.	Duke	24
3.	UCLA	14
4.	Arizona	12
5.	Arkansas	11
	Kansas	11
	Gonzaga	11
	USC	11

SEC ONLY

1	Kentucky	29
2	Arkansas	11
3	Texas	10
4	Alabama	7
	LSU	7
	Tennessee	7
7	Texas A&M	5
	Vanderbilt	5
9	Auburn	4
	Florida	4
	Missouri	4
12	Georgia	3
	Oklahoma	3
14	South Carolina	2
15	Ole Miss	0
	Mississippi State	0

PRESEASON HONORS

JOHNELL DAVIS

- 1 of 20 on NABC Division I Player of the Year Watch List
- 1 of 50 on Naismith Trophy Player of the Year Watch List
- 1 of 20 on Jerry West Shooting Guard of the Year Watch List
- All-America (3rd Team) by CBS Sports
- All-America (3rd Team) by Sports Illustrated
- All-America (3rd Team) by Fox Sports
- All-America (received votes) by AP *
- All-American (received votes) by The Athletic
- All-SEC (2nd Team) by SE C Media
- All-SEC (2nd Team) by SEC Coaches
- All-SEC (2nd Team) by USA TODAY Sports Network
- #1 overall transfer by On3
- #1 "Impact Transfer" by Field of 68
- #2 overall transfer by NCAA.com
- #2 player in the CBS Sports transfer rankings
- 1 of 30 "Impact Transfers" by College Hoops Today
- #22 on ESPN List of Top 100 Players for 2024-25
- #49 on CBS Sports List of Top 100 Players for 2024-25
- * - AP only lists 1st team and those who received votes

JONAS AIDOO

- 1 of 20 on Kareem Abdul-Jabbar Center of the Year Watch List
- All-SEC (2nd Team) by Media
- All-SEC (2nd Team) by Coaches
- All-SEC (2nd Team) by USA TODAY Sports Network
- #10 overall transfer by On3
- #11 player in the CBS Sports transfer rankings
- #23 "Impact Transfer" by Field of 68
- 1 of 30 "Impact Transfers" by College Hoops Today
- #59 on CBS Sports List of Top 100 Players for 2024-25
- #64 on ESPN List of Top 100 Players for 2024-25

D.J. WAGNER

- 1 of 30 "Impact Transfers" by College Hoops Today
- #38 player in the CBS Sports transfer rankings
- #92 on ESPN List of Top 100 Players for 2024-25

ADOU THIERO

- #70 player in the CBS Sports transfer rankings

BOOGIE FLAND

- 1 of 20 on Jerry West Shooting Guard of the Year Watch List
- #8 "Impact Freshman" by Field of 68

KARTER KNOX

- #9 "Impact Freshman" by Field of 68

Razorback Player Quick Hits

#1 Johnell Davis

G | Gr. Sr. | 6-4

- Averaged 18.2 ppg, 6.3 rpg with 100 assists in '23-24
- Career: 11.2 ppg, 4.9 rpg, 219 assists, 155 steals
- 2024 NABC All-District 24 first team
- 2024 AAC co-Player of the Year
- 2024 All-AAC first team (unanimous)
- 2023 NABC All-District 17 first team
- 2023 Conference USA Sixth Player of the Year
- 2022-23 All-C-USA first team
- 2023 C-USA All-Tournament Team

	S	Pts	FG	3FG	FT	OR-DR	TR	PF	A	TO	Blk	Stl	Min
vs Kansas	5	2-9	1-6	0-0	1-2	3	2	1	3	0	2	25	
vs TCU	8	3-7	2-3	0-0	1-6	7	1	2	0	0	0	22	

#2 Boogie Fland

G | Fr. | 6-2

- Rated 1 of the top 2 point/combo guards in the nation ... Consensus top 26 prospect ... Rivals & ESPN 5-star
- 2024 McDonald's All-American
- 2024 Jordan Brand Classic
- 2024 USA Basketball Nike Hoop Summit selection
- 2024 USA Basketball Men's Jr National Select Team
- 2024 Jersey Mike's/Naismith HS All-America HM
- 2024 Mr. New York Basketball by NY coaches assoc.
- 2024 MaxPreps NY Basketball Player of the Year
- 2024 NY Sports Writers Assoc. AAA Player of the Year

	S	Pts	FG	3FG	FT	OR-DR	TR	PF	A	TO	Blk	Stl	Min
vs Kansas	*	22	8-15	1-6	5-7	0-2	2	2	5	2	0	6	35
vs TCU	*	11	4-9	1-5	2-2	0-1	1	1	5	3	0	1	36

#3 Adou Thiero

F | Jr. | 6-8

- On several NBA Mock Draft Board for 2025
- Played 2 years at Kentucky
- Averaged 7.2 pts and 5.0 rebs with 27 blks in '23-24
- ^ Led UK with 1.08 blks/gm in '23-24
- ^ Had 16 games with at least 5 rebs. in '23-24

	S	Pts	FG	3FG	FT	OR-DR	TR	PF	A	TO	Blk	Stl	Min
vs Kansas	*	2	1-1	0-0	0-0	0-5	5	2	0	0	0	1	17
vs TCU	*	20	8-13	1-2	3-5	1-6	7	3	4	3	4	1	37

#4 Trevon Brazile

F | Jr. | 6-10


- Invited to the 2024 NBA Draft Combine
- Career 35.2% 3-point shooter (45-128) with 89 blocks in 59 games played
- Missed 8-plus games in '23-24 and only played 8-plus games in '22-23 due to knee injury
- Was SEC Player of the Week (12/4/23) for his double-double (19 & 11) in a win vs Duke
- 9th in the SEC in blks/gm (1.23) in '23-24
- Of his 79 FG's in '23-24, 28 were dunks & 24 were 3's

	S	Pts	FG	3FG	FT	OR-DR	TR	PF	A	TO	Blk	Stl	Min
vs Kansas	5	1-3	0-0	3-4	2-3	5	2	1	2	0	2	21	
vs TCU	6	2-6	1-3	1-2	2-7	9	7	2	1	1	0	18	

#5 Casmir Chavis

G | Fr. | 6-0

- Originally signed with Washington before joining the Razorbacks in the summer of 2024
- 1 of 5 finalists for Minnesota Mr. Basketball
- Named PrepHoops.com AAAA Player of the Year



#9 Jonas Aidoo F | Gr. Sr. | 6-11
• Played 3 years at Tennessee (7.0 ppg / 5.3 rpg / 120 blks)
• in '23-24, averaged 11.4 pts and 7.3 rebs w/ 66 blks
• 2024 NABC Second Team All-District
• 2024 1st Team All-SEC (AP) / 2nd Team All-SEC (Coaches)
• 2024 SEC All-Defensive Team
• in '23-24, 3rd in the SEC in blocked shots (1.83 avg) ... 4th in the SEC in rebounds per game (7.3), offensive rebounds per game (2.78) and double-doubles (8)

	S	Pts	FG	3FG	FT	OR-DR	TR	PF	A	TO	Blk	Stl	Min
vs Kansas													
vs TCU													

#11 Karter Knox F | Fr. | 6-6
• 2024 McDonald's All-American
• 2024 Jersey Mike's/Naismith HS All-America HM
• Consensus top 26 porspect, ranking 19th to 26th

	S	Pts	FG	3FG	FT	OR-DR	TR	PF	A	TO	Blk	Stl	Min
vs Kansas	*	9	3-7	0-2	3-3	2-2	4	4	1	1	0	0	25
vs TCU	*	5	2-5	1-3	0-0	1-3	4	1	1	0	2	1	19

#21 DJ Wagner G | So. | 6-4
• Played his freshman season at Kentucky
• SEC All-Freshman Team (3x SEC Frosh of the Week)
• 7th in the SEC in assists/turnover ratio (2.23) and 12th in assists per game (3.3)

	S	Pts	FG	3FG	FT	OR-DR	TR	PF	A	TO	Blk	Stl	Min
vs Kansas	*	24	8-12	2-4	6-8	0-4	4	1	0	2	0	1	35
vs TCU	*	6	3-9	0-3	0-2	0-2	2	1	2	5	0	1	34

#24 Billy Richmond F | Fr. | 6-5
• Consensus top 40 prospect, 5 star by 247 Composite
• 2024 Jordan Brand Classic National Team
• 2024 Iverson Classic

	S	Pts	FG	3FG	FT	OR-DR	TR	PF	A	TO	Blk	Stl	Min
vs Kansas		0	0-1	0-1	0-0	0-1	1	3	0	0	0	0	10
vs TCU		4	2-4	0-1	0-0	0-0	0	0	1	0	0	0	9

#44 Zvonimir Ivišić F | So. | 7-2
• Played his freshman season at Kentucky
• Missed the first 16 games before becoming eligible on Jan. 20, 2024 ... For the season, he appeared in 15 games ... Averaged 5.5 points, 3.3 rebounds and 1.3 blocks per game.

	S	Pts	FG	3FG	FT	OR-DR	TR	PF	A	TO	Blk	Stl	Min
vs Kansas	*	18	5-10	2-5	6-6	1-5	6	1	4	3	1	0	30
vs TCU	*	5	2-8	1-4	0-0	1-7	8	0	0	2	3	1	25



Good As Gold

• Did you know, Razobacks D.J. Wagner, Boogie Fland and Karter Knox were all on the U17 USA Basketball team that won gold in 2022 at the FIBA World Championships played Spain?
^ #5 Karter Knox 10.6 pts 3.6 rebs
^ #12 D.J. Wagner 9.0 pts 3.1 reb 2.9 assists
^ #7 Boogie Fland 4.6 pts 2.7 rebs 3.6 assists

TEAM MISCELLANEOUS STATS

RECORD BREAKDOWN

At Bud Walton Arena	2024-25: 1-0	Cal Era: 1-0
On The Road	2024-25: 0-0	Cal Era: 0-0
Neutral Site	2024-25: 0-0	Cal Era: 0-0
White "Razorbacks" Uni	2024-25: 1-0	Cal Era: 1-0
White "94 "Razorbacks" Uni	2024-25: 0-0	Cal Era: 0-0
White "Hog" Uni	2024-25: 0-0	Cal Era: 0-0
Cardinal "Arkansas" Uni	2024-25: 0-0	Cal Era: 0-0
Cardinal "94 "Razorbacks" Uni	2024-25: 0-0	Cal Era: 0-0

STARTING THE GAME

When ARK wins tip	2024-25: 1-0	Cal Era: 1-0
When OPP wins tip	2024-25: 0-0	Cal Era: 0-0
When ARK scores first	2024-25: 1-0	Cal Era: 1-0
When OPP scores first	2024-25: 0-0	Cal Era: 0-0

LEADS AND DEFICITS

Leading at the half	2024-25: 1-0	Cal Era: 1-0
• 2024-25: home: 1-0 / road: 0-0 / neutral 0-0		
Trailing at the half	2024-25: 0-0	Cal Era: 0-0
• 2024-25: home: 0-0 / road: 0-0 / neutral 0-0		
Tied at the half	2024-25: 0-0	Cal Era: 0-0
• 2024-25: home: 0-0 / road: 0-0 / neutral 0-0		
'24-25 W/ 10:00 left	Leading: 1-0 Trailing: 0-0 Tied: 0-0	
• Cal Era	Leading: 1-0 Trailing: 0-0 Tied: 0-0	
'24-25 W/ 5:00 left	Leading: 4-0 Trailing: 0-0 Tied: 0-0	
• Cal Era	Leading: 1-0 Trailing: 0-0 Tied: 0-0	
'24-25 W/ 2:00 left	Leading: 1-0 Trailing: 0-0 Tied: 0-0	
• Cal Era	Leading: 1-0 Trailing: 0-0 Tied: 0-0	

GMS decided by 1-to-5 pts	2024-25: 0-0	Cal Era: 0-0
GMS decided by 6-to-10 pts	2024-25: 0-0	Cal Era: 0-0
GMS decided by 11-to-20 pts	2024-25: 1-0	Cal Era: 1-0
GMS decided by 21-plus pts	2024-25: 0-0	Cal Era: 0-0
Overtime games	2024-25: 0-0	Cal Era: 0-0

OFFENSE

Scoring less than 60 points	2024-25: 0-0	Cal Era: 0-0
Scoring 60-69 points	2024-25: 0-0	Cal Era: 0-0
Scoring 70-79 points	2024-25: 1-0	Cal Era: 1-0
Scoring 80-89 points	2024-25: 0-0	Cal Era: 0-0
Scoring 90-99 points	2024-25: 0-0	Cal Era: 0-0
Scoring 100+ points	2024-25: 0-0	Cal Era: 0-0
1-2 Hogs in Double Figures	2024-25: 0-0	Cal Era: 0-0
3 Hogs in Double Figures	2024-25: 1-0	Cal Era: 1-0
4 Hogs in Double Figures	2024-25: 0-0	Cal Era: 0-0
5-7 Hogs in Double Figures	2024-25: 0-0	Cal Era: 0-0
8+ Hogs in Double Figures	2024-25: 0-0	Cal Era: 0-0
At least 1 Hog Score 20+	2024-25: 0-0	Cal Era: 0-0
2 Hogs Score 20+	2024-25: 0-0	Cal Era: 0-0
3+ Hogs Score 20+	2024-25: 0-0	Cal Era: 0-0

OPPONENTS' OFFENSE

Scoring less than 60 points	2024-25: 0-0	Cal Era: 0-0
Scoring 60-69 points	2024-25: 1-0	Cal Era: 1-0
Scoring 70-79 points	2024-25: 0-0	Cal Era: 0-0
Scoring 80-89 points	2024-25: 0-0	Cal Era: 0-0
Scoring 90-99 points	2024-25: 0-0	Cal Era: 0-0
Scoring 100+ points	2024-25: 0-0	Cal Era: 0-0

SHOOTING PCT	FG%	3PT%
50% or Better	'24-25: 0-0	Cal Era: 0-0
49.9% - 40%	'24-25: 0-0	Cal Era: 0-0
39.9% - 30%	'24-25: 0-0	Cal Era: 0-0
29% or Worse	'24-25: 0-0	Cal Era: 0-0

OPP SHOOTING PCT	FG%	3PT%
50% or Better	'24-25: 1-0	Cal Era: 1-0
49.9% - 40%	'24-25: 0-0	Cal Era: 0-0
39.9% - 30%	'24-25: 0-0	Cal Era: 0-0
29% or Worse	'24-25: 0-0	Cal Era: 1-0

REBOUNDING/TURNOVERS

Out-rebounding opponent	2024-25: 1-0	Cal Era: 1-0
Out-rebounded by opp.	2024-25: 0-0	Cal Era: 0-0
Rebounds are even	2024-25: 0-0	Cal Era: 0-0
Grabbing 10+ off reb	2024-25: 0-0	Cal Era: 0-0
Forcing 15+ turnovers	2024-25: 1-0	Cal Era: 1-0
Committing less than 15 TO	2024-25: 1-0	Cal Era: 1-0

BY MONTH

In November	2024-25: 1-0	Cal Era: 1-0
In December	2024-25: 0-0	Cal Era: 0-0
In January	2024-25: 0-0	Cal Era: 0-0
In February	2024-25: 0-0	Cal Era: 0-0
In March	2024-25: 0-0	Cal Era: 0-0
In April	2024-25: 0-0	Cal Era: 0-0

PLAYER MISCELLANEOUS STATS

* - Indicates played in some games but redshirted that season

LED HIS TEAM IN SCORING (INCLUDES TIES)

Player	20-21	21-22	22-23	23-24	24-25	Career
Aidoo	-	1	0	4	0	5
Brazile	-	0	2 *	0	0	2
Davis	0	1	11	15	0	27
Fland	-	-	-	-	1	1
Ivisic	-	-	-	0	0	0
Knox	-	-	-	-	0	0
Richmond III	-	-	-	-	0	0
Sanchez	-	-	7	10	0	17
Thiero	-	-	0	0	0	0
Wagner	-	-	-	2	0	2

LED HIS TEAM IN REBOUNDS (INCLUDES TIES)

Player	20-21	21-22	22-23	23-24	24-25	Career
Aidoo	-	0	9	17	0	26
Brazile	-	7	5 *	12	1	25
Davis	0	5	6	10	0	21
Ivisic	-	-	-	3	0	3
Knox	-	-	-	-	0	0
Richmond III	-	-	-	-	0	0
Sanchez	-	-	3	9	0	12
Thiero	-	-	0	8	0	8
Wagner	-	-	-	2	0	2

LED HIS TEAM IN ASSISTS (INCLUDES TIES)

Player	20-21	21-22	22-23	23-24	24-25	Career
Brazile	-	0	0	0	0	0
Davis	0	1	5	12	0	18
Fland	-	-	-	-	1	1
Sanchez	-	-	4	4	0	8
Thiero	-	-	0	1	0	1
Wagner	-	-	-	7	0	7

DOUBLE-FIGURE SCORING GAMES

Player	20-21	21-22	22-23	23-24	24-25	Career
Aidoo	-	0	4	22	0	26
Brazile	-	4	6 *	9	0	9
Davis	0	6	24	31	1	62
Fland	-	-	-	-	1	1
Ivisic	-	-	-	4	1	5
Knox	-	-	-	-	0	0
Richmond III	-	-	-	-	0	0
Sanchez	-	-	21	20	0	41
Thiero	-	-	0	5	0	5
Wagner	-	-	-	13	0	13

DOUBLE FIGURE REBOUNDS GAMES

Player	20-21	21-22	22-23	23-24	24-25	Career
Aidoo	-	0	2	10	0	12
Brazile	-	1	2 *	4	0	7
Davis	0	0	3	3	0	6
Ivisic	-	-	-	0	0	0
Sanchez	-	-	1	2	0	3
Thiero	-	-	0	1	0	1

DOUBLE FIGURE ASSISTS GAMES

Player	20-21	21-22	22-23	23-24	24-25	Career
Wagner	-	-	-	1	0	1

DOUBLE-DOUBLES

Player	20-21	21-22	22-23	23-24	24-25	Career
Aidoo	-	0	1	8	0	9
Brazile	-	0	2 *	4	0	6
Davis	0	0	3	3	0	6
Ivisic	-	-	-	0	0	0
Sanchez	-	-	1	1	0	2
Thiero	-	-	0	1	0	1
Wagner	-	-	-	1	0	1

TRIPLE-DOUBLES

Player	20-21	21-22	22-23	23-24	24-25	Career
--						

20+ POINT SCORING GAMES

Player	20-21	21-22	22-23	23-24	24-25	Career
Aidoo	-	0	0	3	0	3
Brazile	-	0	3 *	0	0	3
Davis	0	0	4	12	0	16
Fland	-	-	-	-	0	0
Ivisic	-	-	-	0	0	0
Knox	-	-	-	-	0	0
Richmond III	-	-	-	-	0	0
Sanchez	-	-	6	5	0	11
Thiero	-	-	0	0	0	0
Wagner	-	-	-	2	0	2

30+/40+ POINT SCORING GAMES

Player	20-21	21-22	22-23	23-24	24-25	Career
Davis	0/0	0/0	1/0	3/0	0/0	4/0
Sanchez	-	-	1/0	3/0	0/0	4/0

1+/3+ THREE-POINTERS MADE IN A GAME

Player	20-21	21-22	22-23	23-24	24-25	Career
Aidoo	-	0/0	4/0	2/0	0/0	6/0
Brazile	-	10/0	5/3 *	15/2	0/0	30/5
Davis	5/0	20/0	24/4	27/7	1/0	77/11
Fland	-	-	-	-	1/0	1/0
Ivisic	-	-	-	4/1	1/0	5/1
Knox	-	-	-	-	1/0	1/0
Richmond III	-	-	-	-	0/0	0/0
Sanchez	-	-	27/13	28/14	0/0	55/27
Thiero	-	-	3/0	7/0	0/0	10/0
Wagner	-	-	-	16/3	0/0	16/3

5+ REBOUNDS IN A GAME

Player	20-21	21-22	22-23	23-24	24-25	Career
Aidoo	-	5	16	27	1	49
Brazile	-	16	6 *	15	1	38
Davis	7	16	24	25	0	72
Ivisic	-	-	-	5	0	5
Knox	-	-	-	-	0	0
Richmond III	-	-	-	-	0	0
Sanchez	-	-	9	13	0	22
Thiero	-	-	3	16	0	19
Wagner	-	-	-	2	0	2

3+/5+ ASSISTS IN A GAME

Player	20-21	21-22	22-23	23-24	24-25	Career
Davis	3/3	4/3	9/5	18/11	0/0	34/22
Aidoo	-	0/0	1/0	4/0	0/0	5/0
Fland	-	-	-	-	1/0	1/0
Ivisic	-	-	-	0/0	0/0	0/0
Knox	-	-	-	-	0	0
Sanchez	-	-	4	10	0	14
Thiero	-	-	0/0	3/0	0/0	3/0
Wagner	-	-	-	20/7	0/0	20/7

3+ BLOCKS IN A GAME

Player	20-21	21-22	22-23	23-24	24-25	Career
Aidoo	-	3	6	11	0	20
Brazile	-	5 *	1	4	0	10
Ivisic	-	-	-	4	1	5
Thiero	-	-	0	4	0	4
Wagner	-	-	-	0	0	0

3+ STEALS IN A GAME

Player	20-21	21-22	22-23	23-24	24-25	Career
Aidoo	-	0	1	1	0	3
Davis	0	4	9	6	0	19
Fland	-	-	-	-	0	0
Ivisic	-	-	-	0	0	0
Sanchez	-	-	1	1	0	2
Thiero	-	-	0	1	1	1
Wagner	-	-	-	3	0	3

DUNKS

Player	20-21	21-22	22-23	23-24	24-25	Career
Aidoo	-	3	21	47	0	71
Brazile	-	NA	12 *	28	2	42
Davis	NA	NA	NA	NA	0	--
Fland	-	-	-	-	0	0
Ivisic	-	-	-	15	0	15
Knox	-	-	-	-	1	1
Richmond III	-	-	-	-	0	0
Sanchez	-	-	NA	NA	0	NA
Thiero	-	-	2	23	2	27
Wagner	-	-	-	1	0	1

Razorbacks Picked to Finish 4th; Aidoo and Davis Honored as Preseason All-SEC

• MEDIA •

MEDIA PRESEASON FIRST TEAM ALL-SEC

Mark Sears - Alabama
 Johni Broome - Auburn
 Walter Clayton Jr. - Florida
 Zakai Zeigler - Tennessee
 Wade Taylor IV - Texas A&M

MEDIA PRESEASON SECOND TEAM ALL-SEC

Grant Nelson - Alabama
Jonas Aidoo - Arkansas
Johnell Davis - Arkansas
 Matthew Murrell - Ole Miss
 Josh Hubbard - Mississippi State

MEDIA PRESEASON THIRD TEAM ALL-SEC

Chad Baker-Mazara - Auburn
 Alex Condon - Florida
 Jaxson Robinson - Kentucky
 Collin Murray-Boyles - South Carolina
 Tramon Mark - Texas

MEDIA PRESEASON SEC PLAYER OF THE YEAR

Mark Sears - Alabama

MEDIA PREDICTED ORDER OF FINISH

Alabama
 Auburn
 Tennessee
Arkansas
 Texas A&M
 Florida
 Texas
 Kentucky
 Ole Miss
 Mississippi State
 South Carolina
 Georgia
 Missouri
 LSU
 Oklahoma
 Vanderbilt

• COACHES •

COACHES PRESEASON FIRST TEAM ALL-SEC

Mark Sears - Alabama
 Johni Broome - Auburn
 Walter Clayton Jr. - Florida
 Zakai Zeigler - Tennessee
 Wade Taylor IV - Texas A&M

COACHES PRESEASON SECOND TEAM ALL-SEC

Grant Nelson - Alabama
Jonas Aidoo - Arkansas
Johnell Davis - Arkansas
 Matthew Murrell - Ole Miss
 Josh Hubbard - Mississippi State

COACHES PRESEASON THIRD TEAM ALL-SEC

Chad Baker-Mazara - Auburn
 Jaxson Robinson - Kentucky
 Collin Murray-Boyles - South Carolina
 Tre Johnson - Texas
 Tramon Mark - Texas

COACHES PRESEASON SEC PLAYER OF THE YEAR

Mark Sears - Alabama

The Slobbering Hog Returns

- After a 17-year absence, the beloved "Slobbering Hog" logo has returned to center court for Razorback basketball.
- The "Slobbering Hog" return was made possible after Arkansas AD Hunter Yurachek set out a challenge to Razorback fans to raise money for NIL to bring the logo back. Arkansas Edge, the school's NIL collective, raised \$500,000, thanks in part from a late donation and proceeds from a Justin Moore concert at the Walmart Arkansas Music Pavilion, to reach the goal.



QUICK FACTS

- ^ Best research indicates the "Slobbering Hog" made its first appearance for the 1974-75 season in Barnhill Arena for Eddie Sutton's first season.
- ^ Made the transition to Bud Walton Arena for the 1993-94 season.
- ^ The last men's game played in Bud Walton Arena – prior to 2024-25 – with the "Slobbering Hog" was Feb. 28, 2007, a 67-58 win over Mississippi State.
- ^ For the start of the 2007-08 season – and start of the John Pelphrey era – the current Razorback-branded logo was installed at Bud Walton Arena.
- ^ Oct. 9, 2024, the "Slobbering Hog" logo at Bud Walton Arena was officially reintroduced to the public via social media posts.

NOTE: Arkansas paid homage to the "Slobbering Hog" in Bud Walton Arena from 2019-20 until 2023-24 as part of the "Nolan Richardson Court" logos



COACH CAL

RADIO SHOW

LIVE WITH

COACH CAL

at Sassy's

PRESENTED BY PINEAPPLE

MONDAY, OCTOBER 28, 2024

MONDAY, NOVEMBER 4, 2024

MONDAY, NOVEMBER 11, 2024

*TUESDAY, NOVEMBER 19, 2024

MONDAY, DECEMBER 16, 2024

MONDAY, JANUARY 6, 2025

MONDAY, JANUARY 20, 2025

MONDAY, JANUARY 27, 2025

MONDAY, FEBRUARY 3, 2025

MONDAY, FEBRUARY 10, 2025

MONDAY, FEBRUARY 17, 2025

MONDAY, FEBRUARY 24, 2025

ALL SHOWS AT SASSY'S ON STEAMBOAT DR.

COURTSIDE

WITH CAL

SUNDAY, JANUARY 5

SUNDAY, JANUARY 12

SUNDAY, JANUARY 19

SUNDAY, JANUARY 26

SUNDAY, FEBRUARY 2

SUNDAY, FEBRUARY 9

SUNDAY, FEBRUARY 16

SUNDAY, FEBRUARY 23

SUNDAY, MARCH 2

SUNDAY, MARCH 9

ARKANSAS IN 2024-25 RANKINGS



Thru Nov. 6

TEAM IN THE NCAA/SEC	NCAA	SEC	NO.
Assist/Turnover Ratio (348 ranked)	267	16	0.83
Assists Per Game (347 ranked)	284	16	10
Bench Points per game (347 ranked)	256	14	17
Blocks Per Game (327 ranked)	83	6	5
Effective FG pct (348 ranked)	121	8	0.571
Fastbreak Points (335 ranked)	51	7	23
Field Goal Percentage (348 ranked)	68	5	54
Field Goal Percentage Defense (348 ranked)	137	7	37.9
Fouls Per Game (348 ranked)	21	1	11
Free Throw Attempts Per Game (348 ranked)	342	16	7
Free Throw Percentage (348 ranked)	293	12	57.1
Free Throws Made Per Game (346 ranked)	341	16	4
Rebound Margin (348 ranked)	152	10	6
Rebounds (Defensive) Per Game (346 ranked)	136	7	29
Rebounds (Offensive) Per Game (33 ranked)	--	--	--
Rebounds Per Game (346 ranked)	225	13	35
Scoring Defense (348 ranked)	97	3	60
Scoring Margin (348 ranked)	146	9	16
Scoring Offense (348 ranked)	213	12	76
Steals Per Game (344 ranked)	55	2	11
Three Point Attempts Per Game (347 ranked)	280	13	19
Three Point Percentage (346 ranked)	313	15	21.1
Three Point Percentage Defense (347 ranked)	207	9	33.3
Three Pointers Per Game (346 ranked)	311	15	4
Turnover Margin (348 ranked)	54	3	7
Turnovers Forced Per Game (348 ranked)	46	2	19
Turnovers Per Game (348 ranked)	143	10	12
Winning Percentage (240 ranked)	1	1	100

RAZORBACKS IN THE NCAA/SEC	PLAYER	NCAA	SEC	NO.
Assist/Turnover Ratio (345 ranked)	Boogie Fland	150	7	3
Assists (290 ranked)	--	--	--	--
Assists Per Game (253 ranked)	--	--	--	--
Blocks (307 ranked)	Zvonimir Ivisic	29	2	3
	Johnell Davis	307	18	1
	Billy Richmond III	307	18	1
Blocks Per Game (281 ranked)	Zvonimir Ivisic	23	2	3
	Johnell Davis	281	18	1
	Billy Richmond III	281	18	1
Double Doubles (2 ranked)	--	--	--	--
Field Goal Attempts (284 ranked)	Boogie Fland	73	3	18
Field Goal Percentage (304 ranked)	Zvonimir Ivisic	66	7	83.3
Field Goals (209 ranked)	Johnell Davis	209	10	7
	Boogie Fland	209	10	7
Free Throw Attempts (239 ranked)	--	--	--	--
Free Throw Percentage (333 ranked)	--	--	--	--
Free Throws (305 ranked)	--	--	--	--
Minutes Per Game (350 ranked)	Johnell Davis	63	3	36:15
	Boogie Fland	80	4	35:54
	D.J. Wagner	292	13	31:43
	--	--	--	--
Points (307 ranked)	--	--	--	--
Points Per Game (286 ranked)	Boogie Fland	286	19	17
Rebounds (290 ranked)	Trevon Brazile	290	12	8
Rebounds (Defensive) Per Game (208 ranked)	Trevon Brazile	116	5	7
Rebounds (Offensive) Per Game (176 ranked)	--	--	--	--
Rebounds Per Game (330 ranked)	Trevon Brazile	213	12	8
Steals (289 ranked)	Adou Thiero	109	3	3
	Trevon Brazile	289	15	2
Steals Per Game (245 ranked)	Adou Thiero	84	3	3
	Trevon Brazile	245	15	2
	Boogie Fland	158	7	8
Three Point Attempts (327 ranked)	--	--	--	--
Three Point Percentage (350 ranked)	--	--	--	--
Three Pointers Per Game (348 ranked)	--	--	--	--
Total 3-point FGM (194 ranked)	--	--	--	--
Triple Doubles (0 ranked)	--	--	--	--



FINAL 2023-24 SEC STANDINGS

Thru Nov 7, 2024



	SEC	PCT.	HOME	AWAY	OVERALL	PCT.	HOME	ROAD	NEUTRAL	STRK
Alabama	0-0	-	0-0	0-0	1-0	1.000	1-0	0-0	0-0	W1
Arkansas	0-0	--	0-0	0-0	1-0	1.000	10	0-0	0-0	W1
Auburn	0-0	-	0-0	0-0	1-0	1.000	1-0	0-0	0-0	W1
Florida	0-0	-	0-0	0-0	2-0	1.000	1-0	0-0	1-0	W2
Georgia	0-0	-	0-0	0-0	1-0	1.000	1-0	0-0	0-0	W1
Kentucky	0-0	-	0-0	0-0	1-0	1.000	1-0	0-0	0-0	W1
LSU	0-0	-	0-0	0-0	1-0	1.000	1-0	0-0	0-0	W1
Ole Miss	0-0	-	0-0	0-0	1-0	1.000	1-0	0-0	0-0	W1
Mississippi State	0-0	-	0-0	0-0	1-0	1.000	1-0	0-0	0-0	W1
Oklahoma	0-0	-	0-0	0-0	1-0	1.000	1-0	0-0	0-0	W1
Tennessee	0-0	-	0-0	0-0	1-0	1.000	1-0	0-0	0-0	W1
Vanderbilt	0-0	-	0-0	0-0	1-0	1.000	1-0	0-0	0-0	W1
Missouri	0-0	-	0-0	0-0	0-1	.000	0-0	0-1	0-0	L1
South Carolina	0-0	-	0-0	0-0	0-1	.000	0-1	0-0	0-0	L1
Texas	0-0	-	0-0	0-0	0-1	.000	0-0	0-0	0-1	L1
Texas A&M	0-0	-	0-0	0-0	0-1	.000	0-0	0-1	0-0	L1

AP (Preseason)

1	KANSAS (30)	1,449	19
2	ALABAMA (14)	1,428	3
3	UConn (11)	1,345	1
4	Houston (4)	1,343	3
5	Iowa State	1,177	8
6	Gonzaga (1)	1,157	15
7	Duke	1,154	9
8	BAYLOR	1,109	16
9	North Carolina	1,037	7
10	Arizona	905	11
11	AUBURN	901	18
12	TENNESSEE	775	5
13	TEXAS A&M	737	NR
14	Purdue	678	2
15	Creighton	631	13
16	ARKANSAS	625	NR
17	Indiana	492	NR
18	Marquette	484	12
19	TEXAS	332	NR
20	Cincinnati	271	NR
21	FLORIDA	249	NR
22	UCLA	210	NR
23	KENTUCKY	191	20
24	OLE MISS	132	NR
25	Rutgers	102	NR

RECEIVING VOTES: ILLINOIS 92, St. John's 91, Xavier 73, Texas Tech 58, Wake Forest 37, Kansas St 30, Michigan St. 29, Ohio St. 29, Michigan 19, BYU 14, Oregon 12, McNeese St. 11, MIAMI 11, Boise St. 9, Saint Louis 9, Clemson 9, Providence 9, MISS STATE 6, VCU 6, Wisconsin 5, Saint Mary's 5, Louisville 4, UAB 4, LITTLE ROCK 3, Grand Canyon 3, Arizona St. 2, San Diego St. 2, Princeton 2, High Point 1, Maryland 1.

SEC SCHEDULE

SATURDAY, NOVEMBER 9	TV	CT
#12 Tennessee at Louisville	ACC	11:00a
Bucknell at #23 Kentucky	SEC+	3:00p
#16 Arkansas vs. #8 Baylor (Dallas)	ESPNU	6:30p
#11 Auburn vs. #4 Houston	ESPNU	8:30p
SUNDAY, NOVEMBER 10	TV	CT
Southeast Mo. St. at Vanderbilt	SEC+	Noon
Texas Southern at Georgia	SEC+	2:30p
Alabama St. at LSU	SEC+	4:00p
MONDAY, NOVEMBER 11	TV	CT
McNeese St. at Alabama	SEC	6:00p
Grambling at Florida	SEC+	6:00p
Eastern Wash. at Missouri	SEC+	6:00p
Northwestern St. at Oklahoma	SEC+	7:00p
Lamar at Texas A&M	SEC+	7:00p
TUESDAY, NOVEMBER 12	TV	CT
North Florida at Georgia	SEC+	6:00p
Towson at South Carolina	SEC+	6:00p
Southeastern La. at Mississippi St	SEC+	6:30p
South Alabama at Ole Miss	SEC+	7:00p
Chicago St. at Texas	SEC+	7:00p
Kentucky vs. Duke (@ Atlanta)	ESPN	8:00p

COACHES (Preseason)

1	KANSAS (15)	743
2	ALABAMA (6)	718
3	UConn (6)	717
4	Houston (4)	698
5	Duke	625
6	Iowa State	591
7	Gonzaga	575
8	BAYLOR	545
9	Arizona	510
10	North Carolina	498
11	AUBURN	465
12	TENNESSEE	437
13	Purdue	390
14	Creighton	342
15	TEXAS A&M	332
16	ARKANSAS	272
17	Marquette	268
18	Indiana	208
19	TEXAS	166
20	Cincinnati	163
21	FLORIDA	130
22	UCLA	123
23	KENTUCKY	95
24	ILLINOIS	87
25	OLE MISS	66

RECEIVING VOTES: Texas Tech 60; Rutgers 57; St. John's 42; Xavier 26; Michigan State 25; Oregon 16; BYU 16; Kansas St.; Saint Mary's 9; Boise State 9; Clemson 8; Ohio State 7; Dayton 7; Maryland 4; Grand Canyon 3; Wake Forest 2; Virginia 2; San Diego State 2; Princeton 2; MISS STATE 2; Wisconsin 1

HOGS RANKING BY WEEK

WEEK	AP	COACH	NET
Preseason	16	16	No Poll

ARKANSAS IN THE POLLS

Ranking in AP Poll unless * indicating only ranked in the Coaches Poll

As	Overall	H	A	N	Last Meeting	Last Win
As #1	16-4	8-0	6-2	2-2	W, 97-79 vs #14 Georgetown @MEM (11/27/94)	Same
As #2	38-4	17-1	7-0	14-3	W, 76-72 vs #2 Duke @NCAA (4/4/94)	Same
As #3	29-5	13-0	10-5	6-0	W, 97-79 vs Tennessee (1/7/95)	Same
As #4	13-2	8-0	3-2	2-0	W, 94-71 at Missouri (12/3/94)	Same
As #5	13-8	1-1	2-4	10-3	L (OT), 95-93 vs #3 Kentucky @SEC (3/12/95)	69-58 vs #20 Alabama @SEC (3/11/95)
As #6	18-3	6-0	5-0	7-3	L, 89-78 vs #1 UCLA @NCAA (4/3/95)	75-68 vs #4 N. Carolina @NCAA (4/1/95)
As #7	18-1	4-0	7-0	7-1	W, 68-66 vs Auburn (3/4/95)	Same
As #8	9-10	6-1	1-5	2-4	L, 78-71 vs LSU @SEC (3/13/21)	70-64 vs Missouri @SEC (3/12/21)
As #9	27-7	7-1	6-2	15-4	L, 60-57 at LSU (12/28/22)	88-78 vs Oklahoma (12/10/22) @ Tulsa
As #10	20-4	11-1	2-1	7-2	W, 85-51 vs UNC Asheville (12/21/22)	Same
As #11	22-6	12-2	6-4	4-0	W, 99-58 vs San Jose St (12/03/22)	Same
As #12	22-9	11-0	8-5	2-4	L, 88-66 vs Oklahoma (12/11/21)	86-66 vs Charlotte (12/8/21)
As #13	18-6	12-1	3-5	3-0	L, 72-59 at #22 Auburn (1/7/23)	74-68 vs #20 Missouri (1/4/23)
As #14	32-6	16-1	8-2	8-3	L, 78-72 vs UNC (11/7/23)	86-77 vs Old Dominion (11/13/23)
As #15	16-6	4-2	9-2	2-1	L, 97-84 at Vanderbilt (11/4/23)	90-68 vs Tennessee State (11/7/00)
As #16	18-5	13-0	3-4	2-2	W, 76-60 vs Lipscomb (11/06/24)	Same
As #17	18-9	5-0	5-2	****8-7	W, 69-78 vs #9 Duke @NCAA (3/26/22)	74-68 vs #1 Gonzaga @NCAA (3/24/22)
As #18	20-9	*10-4	8-4	2-1	W, 75-73 vs #6 Kentucky (2/26/22)	Same
As #19	16-7	8-2	3-3	5-2	L, 96-82 vs Ole Miss (1/17/15)	67-45 vs Wofford (11/9/07)
As #20	25-6	**11-0	1-0	*****13-6	L, 87-72 vs #4 N. Carolina @Atlantic (11/24/23)	77-74 20T vs Stanford (11/22/23)
As #21	6-4	3-0	0-1	3-3	L, 87-78 vs #15 N. Carolina @NCAA (3/21/15)	56-53 vs Wofford @NCAA (3/19/15)
As #22	8-5	4-1	2-3	2-1	L, 78-77 at Auburn (1/6/18)	84-79 (OT) vs Miss State @SEC (3/6/99)
As #23	7-1	5-0	2-1	0-0	W, 58-48 vs #16 Tennessee (2/19/22)	Same
As #24	7-1	4-0	3-0	0-1	L, 89-81 vs Hofstra @ NLR (12/18/21)	Same
As #25	6-3	6-0	0-3	0-1	W, 69-57 vs Ole Miss (01/21/23)	Same
TOT.	442-131	205-16	111-60	127-54	W, 76-60 vs Lipscomb (11/07/24)	Same

ARKANSAS VERSUS THE POLLS

Ranking in AP Poll unless * indicating only ranked in the Coaches Poll

Vs	Overall	H	A	N	Last Meeting	Last Win
Vs #1	3-11	1-2	0-2	2-7	W, 74-68 vs Gonzaga @NCAA (03/24/22)	Same
Vs #2	6-9	5-2	0-6	1-1	L, 86-83 at Alabama (2/25/23)	Same
Vs #3	0-15	0-1	0-3	0-11	L, 81-72 vs Baylor @ NCAA (3/29/21)	--
Vs #4	6-13	2-3	1-7	3-3	W, 72-71 vs Kansas @ NCAA (3/18/23)	Same
Vs #5	4-4	4-1	0-1	0-2	W, 74-71 vs Texas A&M (1/27/16)	Same
Vs #6	7-12	4-4	0-5	3-3	L, 63-57 vs Kentucky (1/27/24)	75-73 vs Kentucky (2/26/22)
Vs #7	2-5	2-0	0-1	0-4	W, 80-75 vs Duke *11/29/23)	Same
Vs #8	3-5	2-1	1-3	0-1	L, 92-63 vs Tennessee (2/14/24)	88-61 vs Alabama (1/6/07)
Vs #9	2-6	0-0	1-4	1-2	L, 78-69 vs Duke @NCAA (3/26/22)	91-82 vs Arizona @NCAA (4/2/94)
Vs #10	5-6	2-2	2-1	1-3	L, 88-65 vs UConn @NCAA (03/23/23)	(OT), 86-81 at Missouri (2/13/21)
Vs #11	5-8	2-2	1-4	2-2	L (OT), 79-76 vs Auburn (2/4/20)	104-93 vs Missouri (12/5/95)
Vs #12	7-10	2-2	2-5	*3-3	L, 75-57 at Tennessee (2/28/23)	Same
Vs #13	6-4	3-0	0-2	3-2	L, 78-74 at Tennessee (3/5/22)	87-85 vs Kentucky (1/14/14)
Vs #14	5-8	3-2	0-3	2-3	L, 87-72 vs North Carolina (11/24/24)	91-82 vs Auburn (2/27/18)
Vs #15	3-5	3-0	0-2	0-3	L, 87-78 vs N. Carolina @NCAA (3/21/15)	98-88 vs Mississippi State (1/7/12)
Vs #16	4-9	2-2	0-6	2-1	L, 92-88 OT at Alabama (3/9/24)	Same
Vs #17	4-4	1-2	1-1	2-1	L, 67-64 at Baylor (1/28/23)	(OT), 78-74 vs San Diego St (11/23/22)
Vs #18	5-8	1-2	2-3	2-3	L, 67-61 vs Texas A&M @SEC (3/10/23)	80-73 at Ole Miss (1-31-10)
Vs #19	8-4	3-1	3-1	2-2	L, 79-70 vs Oklahoma @ Tulsa (12/9/23)	90-89 at LSU (2/2/19)
Vs #20	11-5	5-2	1-2	5-1	W, 74-68 vs Missouri (1/5/23)	Same
Vs #21	5-3	2-1	1-0	2-2	W, 68-66 vs TX Tech @NCAA (3/21/21)	Same
Vs #22	4-3	4-1	0-2	0-0	L, 72-59 at Auburn (1/7/23)	(OT), 77-76 vs Kentucky (2/23/11)
Vs #23	3-8	1-2	0-3	2-2	L, 88-79 vs Kentucky (3/4/23)	Same
Vs #24	2-4	1-2	*0-1	*1-1	*L, 90-59 at Alabama (1/16/21)	*86-72 vs Indiana @NCAA (3/21/08)
Vs #25	4-6	*3-3	*0-1	1-2	L, 83-51 vs Auburn (1/6/24)	82-74 vs Vanderbilt (1/31/12)
TOT.	114-174	58-41	16-68	40-65	L, 92-88 OT at #16 Alabama (3/9/24)	80-75 vs #7 Duke (11/29/23)

RANKED ARKANSAS VERSUS RANKED OPPONENT

Overall H A N
48-51 18-4 4-16 26-31
LAST TIME: #20 ARK vs #14 UNC - L, 72-87 (11/29/23) LAST W: 74-68 vs #20 MIZ (01/04/23)
LAST W at Home: #13 ARK v #20 MIZ - W, 74-68 (01/04/23)
LAST W on Road: #10 ARK at #18 BAMA - W, 86-80 (2/15/95)
LAST W vs Neutral: #9 ARK vs #17 AZTECS - W, 78-74 (ot) (11/23/22)

LAST TIME HOGS WON AS TOP 25

	HOME	ROAD	NEUTRAL
#1: Miss State	3/5/94	3/2/94	Georgetown 11/27/94
#2: NW (La) St	12/4/93	Baylor 1/26/91	Duke 4/4/94
#3: Tennessee	1/7/95	Ole Miss 1/4/95	Iowa 12/30/94
#4: Jackson St.	11/30/94	Missouri 12/03/94	SMU 3/2/78
#5: Miss State	1/11/95	Tennessee 1/29/94	Alabama 3/11/95
#6: Montevallo	2/5/94	UAB 1/27/90	N. Carolina 4/1/95
#7: Auburn	3/4/95	Florida 2/28/95	Texas 3/24/90
#8: Montevallo	2/25/95	LSU 2/22/95	Missouri 3/12/21
#9: Oklahoma	12/10/22	S. Carolina 1/21/95	San Diego St. 11/23/22
#10: UNCA	12/12/22	Alabama 2/15/95	Oral Roberts 3/27/21
#11: San Jose St	12/03/22	S. Alabama 1/29/89	Alabama St. 12/2/91
#12: Charlotte	12/7/21	S. Carolina 3/2/21	St. Louis 12/26/97
#13: Missouri	01/04/23	S. Carolina 1/9/93	San Diego St. 12/3/81
#14: Old Dominion	11/13/23	Alabama 2/13/93	St. John's 3/20/93
#15: Tenn State	11/27/00	Miss State 1/31/98	LSU 03/11/22
#16: Lipscomb	11/07/24	S. Alabama 12/30/91	Tennessee 3/6/98
#17: SE Mo. State	11/27/82	Florida 2/6/93	Gonzaga 3/24/22
#18: Kentucky	2/26/22	Florida 2/22/22	VCU 11/18/07
#19: Wofford	11/9/07	Wake Forest 12/23/98	N. Mexico St. 11/21/98
#20: LSU	2/27/21	LSU 1/2/99	Stanford 11/22/23
#21: North Texas	12/05/00	--	Wofford 3/19/15
#22: Providence	1/23/99	Memphis 1/10/98	Miss State 3/6/99
#23: Tennessee	2/19/22	Missouri 2/15/22	--
#24: Florida	2/16/21	Ole Miss 2/14/15	--
#25: Iowa	11/30/14	--	--

LAST TIME HOGS WON VS TOP 25

	HOME	ROAD	NEUTRAL
#1: Auburn	2/9/22	--	Gonzaga 3/12/22
#2: Florida	2/5/13	--	UCLA 3/16/78
#3: --	(0-1)	--	--
#4: Oklahoma	12/30/08	--	Kansas 3/18/23
#5: Texas A&M	1/27/16	--	--
#6: Kentucky	2/26/22	--	Duke 4/4/94
#7: Duke	11/29/23	--	--
#8: Alabama	1/6/07	Kentucky 1/25/92	--
#9: --	--	Arizona 12/6/92	Arizona 4/2/94
#10: Florida	2/18/06	Missouri 2/13/21	LSU 3/11/00
#11: Missouri	12/5/95	Texas 2/1/79	Missouri 11/28/80
#12: Texas	2/6/82	LSU (2-4)	Fresno St. 11/29/97
#13: Kentucky	1/14/14	--	Virginia 3/26/95
#14: Auburn	2/27/18	--	Georgetown 11/27/94
#15: Miss State	1/7/12	--	--
#16: Tennessee	2/19/22	--	(0-1)
#17: Ole Miss	2/5/10	Kentucky 2/27/14	Florida 3/10/06
#18: Vanderbilt	3/1/08	Ole Miss 1/31/10	Vanderbilt 3/14/08
#19: Auburn	3/5/00	LSU 2/2/19	Alabama 3/21/91
#20: Missouri	1/05/23	Alabama 2/28/01	Marquette 3/16/96
#21: Texas A&M	2/17/18	S. Carolina 2/15/17	Texas Tech 3/21/21
#22: Kentucky	2/23/11	--	--
#23: LSU	3/3/92	Texas 3/3/91	Florida 3/9/18
#24: UAB	1/2/00	--	Indiana * 3/21/08
#25: Vanderbilt	1/31/12	--	Syracuse 3/19/95

VERSUS 2024-25 OPPONENTS

NON-CONFERENCE

School	Gms	Series Record	Strk	H	A	N	Last Meeting
Baylor	145	Arkansas Leads, 96-49	L3	53-11	37-33	6-5	A - L, 67-64 (01/28/23)
Central Arkansas	8	Arkansas Leads, 8-0	W8	5-0	3-0	0-0	H - W, 97-60 (12/01/21)
Illinois	6	Arkansas Trails, 1-5	W1	0-0	0-1	1-4	N - W, 73-63 (03/16/23)
Little Rock	1	Arkansas Leads, 1-0	W1	1-0	0-0	0-0	H - W, 93-78 (12/04/21)
Lipscomb	5	Arkansas Leads, 4-0	W4	3-0	--	1-0	H - W, 76-60 (11/06/24)
UMES	1	Arkansas Leads, 1-0	W1	1-0	0-0	0-0	H - W, 100-40 (01/02/01)
Miami	1	Arkansas Trails, 0-1	L1	0-0	0-0	0-1	N - L, 75-71 (03/17/00)
Michigan	7	Arkansas Trails, 3-4	L1	2-0	0-2	1-2	A - L, 89-67 (12/08/12)
North Carolina A&T	3	Arkansas Leads, 3-0	W3	2-0	0-0	1-0	H - W, 87-59 (12/29/10)
Oakland	2	Arkansas Leads, 2-0	W2	2-0	0-0	0-0	H - W, 91-68 (11/16/11)
Pacific		• FIRST MEETING •					
UTSA	6	Arkansas Leads, 6-0	W6	3-0	1-0	2-0	N - W, 79-67 (12/15/18) @ NLR
Troy	6	Arkansas Leads, 5-1	W4	3-1	0-0	2-0	H - W, 74-61 (11/28/22)

SOUTHEASTERN CONFERENCE

School	Gms	Series Record	Strk	H	A	N	Last Meeting
Alabama	68	Arkansas Leads, 36-32	L3	20-7	8-23	8-2	A - L, 86-83 (02/25/23)
• SEC Only	58	Series Tied, 29-29		20-7	8-21	1-1	
Auburn	60	Arkansas Leads, 38-22	L1	23-6	13-15	2-1	H - L, 83-51 (01/06/24)
• SEC Only	59	Arkansas Leads, 38-21		23-6	13-15	2-0	
Florida	42	Arkansas Trails, 15-27	L1	10-7	3-15	2-5	A - L, 90-68 (01/13/24)
• SEC Only	SAME						
Georgia	44	Arkansas Leads, 27-17	W1	14-3	6-11	6-3	H - W, 78-75 (02/10/24)
• SEC Only	SAME						
Kentucky	50	Arkansas Trails, 14-36	L3	8-10	5-16	1-10	A - L, 111-102 (03/02/24)
• SEC Only	45	Arkansas Trails, 14-31		8-10	5-14	1-8	
LSU	79	Arkansas Leads, 43-36	W1	24-8	13-21	6-7	H - L, 94-834 (03/06/24)
• SEC Only	70	Arkansas Leads, 39-31		23-8	12-20	3-3	
Ole Miss	86	Arkansas Leads, 52-34	L1	18-11	10-21	24-2	A - L, 51-77 (01/24/24)
• SEC Only	57	Arkansas Leads, 30-28		18-10	10-19	1-0	
Mississippi State	69	Arkansas Leads, 35-34	L2	23-9	7-24	5-1	A - L, 77-67 (02/18/24)
• SEC Only	60	Series Tied, 30-30		22-8	6-22	2-0	
Missouri	62	Arkansas Leads, 35-27	W2	19-10	13-17	2-0	A - W, 91-84 (01/31/24)
• SEC Only	25	Arkansas Leads, 16-9		9-2	5-7	1-0	
Oklahoma	31	Arkansas Leads, 17-14	L1	8-4	3-8	6-2	N - L, 79-70 (12/09/23)
• SEC Only							
South Carolina	39	Arkansas Leads, 23-16	L1	12-6	8-8	3-2	H - L, 77-64 (01/20/24)
• SEC Only	SAME						
Tennessee	48	Arkansas Trails, 22-26	L1	12-5	4-16	6-5	H - L, 92-63 (02/14/24)
• SEC Only	44	Arkansas Trails, 19-25		12-5	4-16	3-4	
Texas	169	Arkansas Leads, 87-68	L1	46-22	27-42	14-4	N - L, 73-71 OT (11/09/18)
• SEC Only	-						
Texas A&M	169	Arkansas Leads, 108-61	W2	62-15	39-40	7-6	A - W, 78-71 (02/20/24)
• SEC Only	23	Arkansas Leads 13-10		10-1	3-7	0-2	
Vanderbilt	44	Arkansas Leads, 29-15	L3	16-5	8-9	5-1	H - L, 85-82 (02/27/24)
• SEC Only	42	Arkansas Leads 28-14		15-5	8-8	5-1	

AT THE SEC TOURNEY

Overall: 30-30
1st Rd: 4-10
2nd Rd: 2-2
Quarterfinal: 16-3
Semifinal: 7-9
Final: 1-6

RECORD BY OPPONENT

Opponent	Record	Last Meeting
Alabama	1-1	1995, W, 69-58 (Semis)
Auburn	2-0	2023, W, 76-73 (2nd)
Florida	2-5	2019, L, 66-50 (2nd)
Georgia	6-3	2015, W, 60-49 (Semis)
Kentucky	1-9	2017, L, 82-65 (Final)
LSU	3-3	2022, W, 79-67 (Semis)
Ole Miss	1-0	2017, W, 73-72 (Quart)
Mississippi State	2-0	2007, W, 81-72 (Semis)
Missouri	1-0	2021, W, 70-64 (Quart)
Oklahoma	--	
South Carolina	3-2	2018, W, 69-64 (2nd)
Tennessee	3-4	2018, L, 84-66 (Semis)
Texas	--	
Texas A&M	0-2	2023, L, 67-61 (Quart)
Vanderbilt	5-1	2020, W, 86-73 (1st)



AT THE NCAA TOURNEY

Overall: 50-35
1st Rd: 19-8
2nd Rd: 12-10
Sweet 16: 8-6
Elite 8: 6-5
Final Four: 2-4
Championship: 1-1
- Regional/Final Consolations: 2-1

RECORD BY OPPONENT

Opponent	Record	Last Meeting
Alabama	1-0	1991, W, 93-70 (Sweet 16)
Arizona	1-0	1994, W, 91-82 (Final 4)
Arizona State	1-0	1991, W, 91-90 (2nd)
Baylor	0-1	2021, L, 81-72 (Elite 8)
Bucknell	0-1	2006, L, 59-55 (1st)
Butler	0-1	2018, L, 79-62 (1st)
Cal St-Fullerton	1-0	1979, W, 61-58 (Elite 8)
Cincinnati	0-1	1958, L, 97-62 (Final 4 con)
Colgate	1-0	2021, W, 85-68 (1st)
Connecticut	0-1	2023, L, 88-65 (Sweet 16)
Dayton	1-0	1990, W, 86-84 (2nd)
Duke	1-2	2022, L, 78-69 (Elite 8)
Georgetown	1-1	2001, L, 63-61 (1st)
Georgia State	1-0	1991, W, 117-76 (1st)
Gonzaga	1-0	2022, W, 74-68 (Sweet 16)
Holy Cross	1-0	1993, W, 94-64 (1st)
Illinois	1-0	2023, W, 73-74 (1st)
Indiana	1-0	2008, W, 86-72 (1st)
Indiana State	0-1	1979, L, 73-71 (Elite 8)
Iowa	1-1	1999, L, 82-72 (2nd)
Kansas	1-1	2023, W, 72-71 (2nd)
Kansas State	0-2	1982, L, 65-64 (2nd)
Kentucky	0-1	1979, L, 64-59 (Final 4)
LSU	0-1	1981, L, 75-56 (Sweet 16)
Louisville	2-2	1989, L, 93-74 (2nd)
Loyola-Marymount	1-0	1989, W, 120-101 (1st)
Marquette	1-0	1996, W, 65-56 (2nd)
UMass	0-1	1996, L, 79-63 (Sweet 16)
Memphis	1-1	1995, W, 96-91 OT (Sweet 16)
Mercer	1-0	1981, W, 73-67 (1st)
Miami (Fla.)	0-1	2000, L, 75-71 (1st)
Michigan	1-0	1994, W, 76-68 (Elite 8)

Opponent	Record	Last Meeting
Murray State	1-0	1992, W, 80-60 (1st)
Nebraska	1-0	1998, W, 74-65 (1st)
New Mexico State	1-0	2022, W, 53-48 (2nd)
Notre Dame	1-0	1919, W, 71-69 (Final 4)
North Carolina	2-4	2017, L, 72-65 (2nd)
N.C. A&T	1-0	1994, W, 94-79 (1st)
Oklahoma State	0-2	1958, L, 65-4 (Sweet 16)
Oral Roberts	1-0	2021, W, 72-70 (Sweet 16)
Oregon	1-0	1945, W, 79-76 (Elite 8)
Oregon State	0-1	1949, L, 56-38 (Elite 8)
Penn State	1-0	1996, W, 86-80 (1st)
Princeton	1-0	1990, W, 68-64 (1st)
Purdue	1-0	1983, W, 78-68 (2nd)
St. John's	1-1	1993, W, 80-74 (2nd)
Seton Hall	1-0	2017, W, 77-71 (1st)
Siena	1-0	1999, W, 94-80 (1st)
Southern Cal	0-1	2007, L, 77-60 (1st)
Syracuse	1-0	1995, W, 96-94 OT (2nd)
Texas	1-0	1990, W, 88-85 (Elite 8)
Texas Southern	1-0	1995, W, 79-78 (1st)
Texas Tech	1-0	2021, W, 68-66 (2nd)
Tulsa	1-0	1994, W, 103-84 (Sweet 16)
UCLA	1-1	1995, L, 89-78 (Final)
Utah	0-1	1998, L, 69-65 (2nd)
Vermont	1-0	2022, W, 75-71 (1st)
Villanova	0-1	1988, L, 82-74 (1st)
Virginia	1-1	1995, W, 68-61 (Elite 8)
Wake Forest	0-1	1977, L, 86-80 (1st)
Washington State	0-1	1941, L, 64-53 (Final 4)
Weber State	2-0	1980, W, 74-63 (2nd)
Wofford	1-0	2015, W, 56-53 (2nd*)
Wyoming	2-0	1949, W, 61-48 (Reg con)

#PROHOGS

44	NBA Draft Selections	16	All-Star Game Appearances	14	All-Defensive Team Honors
----	----------------------	----	---------------------------	----	---------------------------



ANTHONY BLACK

- 2nd Year in NBA
- T2nd Highest Hog NBA Pick
- 2023 - 1st RD/6th overall



DANIEL GAFFORD

- 6th Year in NBA
- 2019 - 2nd RD/38th overall



MASON JONES

- 4th Year in NBA
- 2020 - Free Agent



BOBBY PORTIS

- 10th Year in NBA
- 2021 NBA Champion
- 2015 - 1st RD/22nd overall
- 2023 Team USA Member



JORDAN WALSH

- 1st Year in NBA
- 2023 - 2nd RD/38th overall
- 2024 NBA Champion



RICKY COUNCIL IV

- 2nd Year in NBA
- 2023 Free Agent



ISAIAH JOE

- 5th Year in NBA
- 2020 - 2nd RD/49th overall



MOSES MOODY

- 4th Year in NBA
- 1st Hog to be "1 & Done"
- 2021 - 1st RD/14th Pick
- 2022 NBA Champion



NICK SMITH JR.

- 2nd Year in NBA
- 2023 - 1st RD/27th overall



STANLEY UMUDE

- 3rd Year in NBA
- 2022 Free Agent



JAYLIN WILLIAMS

- 2nd Year in NBA
- 2022 - 2nd RD/34th overall

15	First Round Draft Picks	7	All-NBA Selections	7	NBA Champions
----	-------------------------	---	--------------------	---	---------------

PROHOGS AROUND THE WORLD

Adrio Bailey	NH Ostrava (Czech Republic)
Jaylen Barford	Reggio Emilia (Italy)
Patrick Beverley	Hapoel Shlomo (Israel)
Coty Clarke	Shimane Susanoo Magic (Japan)
Jeremiah Davenport	Tamir PN(Serbia)
Jabril Durham	AMW Arka Gdynia (Poland)
Chris Lykes	Sigortam (Turkey)
Daryl Macon	Maccabi Playtika Tel-Aviv (Israel)
Delvon Johnson	Arkadia Traiskirchen (Australia)
Joe Johnson	Triplets (USA BIG3)
Jalen Graham	Bora (Kosovo)
Rashad Madden	Doxa Lefkadas (Greece)
JD Notae	Sportinvest Trapani (Italy)
Janerro Pargo	Triplets (USA BIG3)
Michael Qualls	Borneo (Indonesia)
Justin Smith	Hapoel Bank Yahav (Israel)
Jalen Tate	Castello (Spain)
Dustin Thomas	Haremspor (Turkey)
Au'Diese Toney	Kolososs HH (Greece)
Sonny Weems	Shenzhen Leopards (China)





JOHN CALIPARI

ARKANSAS HEAD COACH

Clarion, 1982

• 2015 NAISMITH BASKETBALL HALL OF FAME INDUCTEE

• 5x NCAA NATIONAL COACH OF THE YEAR ('96, '08, '09, '10, '15)

^ 3x Naismith (1996, 2008, 2015)

^ 3x NABC (1996, 2009, 2015)

^ 2x Basketball Times (1996, 2015)

^ 2x Adolph Rupp Cup (2010, 2015)

^ AP (2015)

^ Jim Phelan (2009)

^ Sports Illustrated (2009)

• 4x SEC Coach of the Year (2010, 2012, 2015, 2020)

• 3x C-USA Coach of the Year (2006, 2008, 2009)

• 3x A10 Coach of the Year (1993, 1994, 1996)

ON-COURT SUCCESS

A "players-first" coach whose biggest goal is helping people reach their dreams, John Calipari, a Naismith Memorial Basketball Hall of Famer, has guided six teams to the Final Four, led one to a national championship and helped 58 players earn selection in the NBA Draft during his 32-year college coaching career.

Calipari took UMass to the Final Four in 1996, guided Memphis to the National Championship game in 2008 and led Kentucky to four Final Fours - including the 2012 National Championship, to become only the second coach in NCAA history to lead three different schools to the Final Four. He has racked up more than 850 on-court victories, 23 NCAA Tournament appearances, six Final Fours and numerous National Coach of the Year honors.

At every collegiate stop, Calipari's career has been successful throughout, but his 10-year stretch at Kentucky (2009-19) was among the best decades in NCAA history, reaching four Final Fours (with a 2012 championship and 2014 national runner-up), seven Elite 8 berths and nine trips to the Sweet 16.

The 2015 campaign was highlighted by Coach Cal directing the first ever college basketball team to own a 38-0 record (before falling in the Final Four) and became one of just three coaches to make four Final Fours in a five-year span. At the end of that 2015 season, Calipari became the 96th coach to join the Naismith Memorial Basketball Hall of Fame.

Coach Cal has led three teams to an NCAA-record 38 wins on the court in a season (once at Memphis and twice at Kentucky), led the NCAA in wins six times (at least once at UMass, Memphis and Kentucky) and tallied 29, 20-win seasons (including 11 30-win campaigns). With his sustained success, Coach Cal received the John R. Wooden Award Legends of Coaching honor in 2024.

While building a program out of obscurity at UMass and returning Memphis and Kentucky to national contenders, he has totaled the second-most wins in NCAA history in the first 20 years of a college coaching career.

PLAYER SUCCESS

Quite honestly, though, Calipari's on-court success overshadows a much more significant picture.

In his goal to lead a players-first program, he has helped 61 young men realize their dreams by earning NBA Draft selections. He has had four No. 1 overall picks, which are more than any other coach, and a total of 43 first-round picks. In 2010, he had a record five first-round draft picks. Two years later, six of his players heard their names called at the 2012 draft, the most in the two-round draft era. Then in 2015, Cal would have six picks again, including a record-tying four lottery selections.

Calipari's players have entered the league NBA-ready. His players have garnered 39 All-Star selections, including a record-breaking seven in 2024, with Anthony Davis winning the game's MVP honor in 2017. Derrick Rose was named NBA MVP in 2011. Nine of his players have been tabbed All-NBA (16 times), three have been named NBA Rookie of the Year and 18 players have made the NBA All-Rookie teams. He is the only coach in history to have a player win each of the NBA's major honors: MVP, Rookie of the Year, Most Improved Player, Sixth Man of the Year and Clutch Player of the Year.

While producing top-notch talent, Calipari has stressed academics at each of his stops. At UMass, nearly 80% of his players graduated. Seventeen of his last 20 seniors at Memphis earned their bachelor's degrees. All 33 players at UK who were eligible to graduate by the end of their senior years walked away with a diploma in hand, including five players who earned their degree in just three years. Calipari's teams routinely have posted a combined team grade-point average of 3.0 or better.

COMMUNITY SUCCESS

Calipari has raised millions of dollars to help the lives of those in need. He has had a particular passion to assist those impacted by natural disasters. For instance, in 2010, he used a telethon to raise more than \$1 million for victims of the devastating earthquake in Haiti. He followed that up with telethons in 2012, raising \$1 million for victims of Superstorm Sandy, in 2017 for victims of Hurricane Harvey, played a leading role in the "Kentucky United" efforts that generated more than \$5 million for victims of devastating tornadoes in Western Kentucky in 2021, and raised nearly \$4 million with the Kentucky Flood Relief Telethon and open practice at Rupp Arena in 2022.

Calipari launched his **THE CALIPARI FOUNDATION** in 2012 and has worked with several key partners to donate more than \$1.5 million, a figure that does not include matching funds that have been contributed from individuals and corporations. In 2013, Calipari initiated hosting an annual alumni weekend around his basketball fantasy experience with the intent to raise money for charity. After generating \$350,000 for selected organizations and charities during the inaugural game, the weekend has generated millions of dollars for charity since its inception.

In 2019, when federal workers were without pay due to a government shutdown, he, his wife and his foundation assisted workers with financial help and grocery gift cards. He and his wife, Ellen, teamed up with Fayette County Public Schools to help families in need during the COVID-19 pandemic.

Additional efforts include spearheading the creation of the **JOHN MCLENDON MINORITY LEADERSHIP INITIATIVE**, a nationwide coach-driven initiative to provide minorities a jump-start to their careers through practical experiences, opportunities to build their network and instilling the values of John McLendon: integrity, education, leadership and mentorship. Participants in the initiative will be known as MLI Future Leaders.

He was awarded the Jefferson Award for Outstanding Public Service in Sports by Multiplying Good in 2022. For more than 50 years, Multiplying Good has honored those who put others first. Those receiving the Jefferson Award are empowered to do more, while their stories of extraordinary public service inspire others to action. It is an award that underscores impact. He earned the Race Amity Medal of Honor in 2023.

OTHER SUCCESS

In 2017, Coach Cal was named the head coach of the 2017 USA Basketball Men's U19 World Cup Team, which finished third at the 2017 FIBA U19 World Cup in Cairo. Also, he won gold as head coach of the 2012 Dominican Republic team at the Centrobasket Championship.

Author of five books, including the New York Times Best Seller "Players First: Coaching from the Inside Out," Calipari is a master of communication and maximizing talent. He lives by the motto that **"it's never a matter of how far you have fallen, but instead it's about how high you bounce back."**

CALIPARI COMPOSITE COACHING RECORD

COLLEGIATE		32 Years	Overall 856-262	Conf. 406-131
UMass	1988-96	8 years	193-71	91-41
Memphis	2000-09	9 years	252-69	117-25
Kentucky	2009-24	15 years	410-122	196-65
ARKANSAS	2024-pres.	1st year	1-0	--
PROFESSIONAL		3 Years	72-112	
New Jersey	1996-99	3 years	72-112	
INTERNATIONAL		3 Years	20-8	
Dominican Republic	2011-12	2 years	15-7	
USA U-19	2017	1 year	5-1	

CALIPARI FILE

QUICK FACTS

Born: February 10, 1959

Hometown: Moon Township, Pa. (Moon Area HS, 1978)

Collegiate Career: UNC Wilmington (1978-80); Clarion (1980-82)

Alma Mater: Clarion State, 1982 (Business Marketing)

Family: Wife: Ellen. Children: Erin, Megan, Brad

COACHING CAREER

1982-85	Kansas (Associate Assistant Coach)
1985-88	Pittsburgh (Assistant Coach)
1988-96	UMass (Head Coach)
1996-99	New Jersey Nets (Head Coach & Exec. VP of BB Ops)
1999-00	Philadelphia 76ers (Assistant Coach)
2000-09	Memphis (Head Coach)
2000-24	Kentucky (Head Coach)
2024-pres.	Arkansas (Head Coach)

COACHING AWARDS

2024	John R. Wooden Award "Legends of Coaching" honor President of the NABC Board of Directors (2024-25)
2023	Race Amity Medal of Honor
2022	Jefferson Award for Outstanding Public Service in Sports
2022	Conference USA Hall of Fame
2021	NABC Guardians of the Game Pillar Award - Inclusion NABC District 20 Coach of the Year USBWA District IV Coach of the Year
2020	SEC Coach of the Year (Coaches)
2019	The Sporting News Coach of the Decade
2018	Naismith Hall of Fame "Service Above Self" Honoree NABC Metropolitan Award
2015	Naismith Memorial Basketball Hall of Fame Inductee AP National Coach of the Year Naismith National Coach of the Year NABC National Coach of the Year The Sporting News National Coach of the Year Adolph Rupp National Coach of the Year SEC Coach of the Year (AP/Coaches) USBWA District IV Coach of the Year
2012	Nell & John Wooden Coach of the Year Leadership Award Naismith National Coach of the Year Finalist SEC Coach of the Year (AP/Coaches)
2010	Adolph Rupp National Coach of the Year Naismith National Coach of the Year Finalist SEC Coach of the Year (AP)
2009	Sporting News SEC Coach of the Year Yahoo! Sports SEC Coach of the Year USBWA District IV Coach of the Year
2009	NABC National Co-Coach of the Year Sports Illustrated National Coach of the Year Phelan National Coach of the Year Iba National Coach of the Year Finalist C-USA Coach of the Year
2008	Naismith National Coach of the Year C-USA Coach of the Year Iba National Coach of the Year Finalist Phelan National Coach of the Year Finalist
2007	Phelan National Coach of the Year Finalist USBWA District IV Coach of the Year Basketball Times South Region Coach of the Year
2006	C-USA Coach of the Year
2004	NABC District 7 Coach of the Year
1996	Naismith National Coach of the Year NABC National Coach of the Year The Sporting News National Coach of the Year Atlantic 10 Coach of the Year
1995	Naismith National Coach of the Year Finalist
1994	Naismith National Coach of the Year Finalist Atlantic 10 Coach of the Year
1993	USBWA District I Coach of the Year Atlantic 10 Coach of the Year
1992	Eastern Basketball Coach of the Year



All-Time On-Court Division I Win Totals

1. Mike Krzyzewski	1,202
2. Jim Boeheim	1,116
3. Roy Williams	903
4. Bob Knight	902
5. Dean Smith	879
6. Jim Calhoun	877
7. Adolph Rupp	876
8. Bob Huggins	863
9. JOHN CALIPARI (active)	856
10. Rick Pitino (active)	855
11. Cliff Ellis	833
12. Rick Barnes (active)	807
Bill Self (active)	807
Eddie Sutton	806

BEST ON-CORT WINNING PCT.

active NCAA Division I head coaches (min. 10 yrs)

1. Mark Few	716-143	.834	26th yr
2. JOHN CALIPARI	856-262	.766	33rd yr
3. Bill Self	807-248	.765	32nd yr
4. Rick Pitino	855-303	.738	37th yr
5. Thad Matta	472-187	.716	20th yr
6. Bruce Pearl	663-264	.715	30th yr
7. Randy Bennett	534-216	.712	24th yr
8. Tom Izzo	708-295	.706	30th yr
9. Eric Musselman	222-93	.705	10th yr
10. Grand McCasland	235-100	.701	11th yr

CALIPARI BY YEAR

Year	School	Reg Season	Conference-Tourney	Postseason	Final Rank AP/Coach
1988-89	UMass	8th	--	--	--
1989-90	UMass	6th	Won	NIT 1st Rd	--
1990-91	UMass	T-3rd	--	NIT Final Four (4th)	--
1991-92	UMass	1st	Won	NCAA SWEET 16	17 / 21
1992-93	UMass	1st	Won	NCAA Rd of 32	14 / 22
1993-94	UMass	1st	Won	NCAA Rd of 32	8 / 15
1994-95	UMass	1st	Won	NCAA ELITE 8	7 / 7
1995-96	UMass	1st	Won	NCAA FINAL FOUR	1 / 1
2000-01	Memphis	2nd (National)	--	NIT Final Four (3rd)	--
2001-02	Memphis	1st (National)	--	NIT Champion	--
2002-03	Memphis	1st (National)	--	NCAA Rd of 64	19 / --
2003-04	Memphis	T-1st	--	NCAA Rd of 32	24 / --
2004-05	Memphis	T-6th	--	NIT Final Four	--
2005-06	Memphis	1st	Won	NCAA ELITE 8	4 / 6
2006-07	Memphis	1st	Won	NCAA ELITE 8	5 / 7
2007-08	Memphis	1st	Won	NCAA RUNNER-UP	2 / 2
2008-09	Memphis	1st	Won	NCAA SWEET 16	3 / 9
2009-10	Kentucky	1st (East)	Won	NCAA ELITE 8	2 / 5
2010-11	Kentucky	2nd (East)	Won	NCAA FINAL FOUR	11 / 3
2011-12	Kentucky	1st	--	NCAA CHAMPION	1 / 1
2012-13	Kentucky	T-2nd	--	NIT First Rd	--
2013-14	Kentucky	T-2nd	--	NCAA RUNNER-UP	-- / 2
2014-15	Kentucky	1st	Won	NCAA FINAL FOUR	1 / 3
2015-16	Kentucky	T-1st	Won	NCAA Rd of 32	10 / 16
2016-17	Kentucky	1st	Won	NCAA ELITE 8	6 / 5
2017-18	Kentucky	T-4th	Won	NCAA SWEET 16	18 / 17
2018-19	Kentucky	T-2nd	--	NCAA ELITE 8	7 / 7
2019-20	Kentucky	1st	SEC & NCAA Postseason Canceled	--	8 / 7
2020-21	Kentucky	8th	--	--	--
2021-22	Kentucky	T-2nd	--	NCAA Rd of 64	7 / 16
2022-23	Kentucky	3rd	--	NCAA Rd of 32	RV / RV
2023-24	Kentucky	T-2nd	--	NCAA Rd of 64	20 / 19
2024-25	Arkansas	-	-	-	-

- 1 NCAA National Championship
- 1 NIT Championship (4 total NIT Final Fours)
- 3 NCAA National Title Games
- 6 Final Fours
- 12 NCAA Elite 8's
- 15 NCAA Sweet 16's
- 15 Conference Tournaments Titles Won
- 18 Regular Season Conference Titles Won or Shared
- 23 NCAA Tournament Berths
- 29 Combined NCAA and NIT Berths
- 72.2 winning percentage (57-22) in NCAA Tourney
- 78.4 winning percentage (58-16) in Conference Tourneys
- 130 Total Postseason Wins (130-42 – 75.6%)

^ Including Conference Tourneys, NIT and NCAA

CAREER	33 YRS	OVERALL	H	A	N	CONF.	H	A
- UMass	8 YRS	856-262	474-58	215-131	167-73	406-131	232-35	174-96
- UM	9 YRS	252-69	153-19	69-28	30-22	117-25	63-8	54-17
- UK	15 YRS	410-122	234-25	92-61	84-36	198-65	115-16	83-49
- ARK	1 YR	1-0	1-0	0-0	0-0	0-0	0-0	0-0

DID YOU KNOW...

Calipari Record in Conference Games:406-131 (.756)
Calipari's April Record:172-59 (.745)
Calipari's NCAA Tournament Record:57-22 (.731)
Record in Conference Tournaments:58-16 (.784)

- Calipari's players have earned:
 - ^ 4 National Players of the Year (3 UK, 1 UMass)
 - ^ 2 National Freshmen of the Year (1 UK, 1 MEM)
 - ^ 12 Conference Players of the Year (6 UK, 3 MEM, 3 UMass)
 - ^ 20 Conference Fresh/Newcomers of the Year (12 UK, 6 MEM, 2 UMass)
 - ^ 25 All-American Honors (14 UK, 8 MEM, 3 UMass)
 - ^ 80 All-Conference Selections (36 UK, 22 MEM, 22 UMass)
- Calipari has won an NCAA, single-season record 38 games three times in his career ... Memphis in '08, UK in '12 and UK in 2015. Also, his 35 wins at UMass in '96 led the NCAA and are a UMass record.
- Calipari's teams have led the NCAA in wins six times.
 - ^ 38 – '08 (MEM) • '12 (UK) • '15 (UK)
 - ^ 35 – '10 tied (UK) • '96 (UMass)
 - ^ 33 – '06 tied (Memphis)
- Calipari is the winningest coach in NCAA Division I history for a five-year span with 173 victories from 2008-12.
- Calipari is the first coach in NCAA Division I history to record five straight 30-win seasons.
- Calipari is one of only two coaches (Rick Pitino) to lead three different schools to a Final Four.
- Calipari is one of only three coaches (John Wooden, Mike Krzyzewski) to go to four Final Fours in a five-season span.
- Calipari has advanced to the Sweet 16 in 12 of the last 18 NCAA Tournaments played and the Elite Eight 10 times.
- Calipari has helped 61 players earn selection in the NBA Draft, including 43 first-round picks, and has had at least two players selected in 18 straight years (since 2007) with 11 times having three players drafted including five times with at least four.
- Calipari had seven players make the 2024 NBA All-Star game rosters. The next closest was Duke with two. Also, Calipari had a nation's best 22 players on 2024 NBA Playoff rosters (on 13 of the 22 teams).
- Calipari had seven players on the Olympic rosters in 2024, the most of any coach.
 - ^ USA: Bam Adebayo, Anthony Davis and Devin Booker
 - ^ CANADA: Shai Gilgeous-Alexander, Jamal Murray and Trey Lyles
 - ^ SOUTH SUDAN: Wenyen Gabriel
- In his career, his players have won each of the six NBA major awards:
 - ^ 1 NBA Player of the Year
 - ^ 1 NBA Defensive Player of the Year
 - ^ 1 NBA Sixth Man of the Year
 - ^ 2 NBA Most Improved Players
 - ^ 3 NBA Rookies of the Year
- Calipari had more wins in a 10-year period than any other coach in college basketball history with 327 from 2006-15.
- Calipari was the fourth-fastest coach to 800 on-court wins, behind Adolph Rupp, Roy Williams and Dean Smith.
- Calipari was the eighth-fastest NCAA Division I men's basketball coach to reach 400 victories at a single school (516 games at UK).
- Calipari's 31 combined regular season and tournament league titles trail only Mark Few (41) of Gonzaga for most among active coaches.
- Calipari's 57 NCAA Tournament wins ties for the most by any active coach.

All-Time Calipari Draft Picks

61 PLAYERS (43 1st Rd • 18 2nd Rd)

\$ - 29 NBA Lottery Picks

Player (School)	Year	Rd (Overall)
Lou Roe (UMass)	1995	Second (30)
Marcus Camby (UMASS)	\$ 1996	First (2)
• UMass		
2 Players 1 1st Rd • 1 2nd Rd		
Dajuan Wagner (MEM)	\$ 2002	First (6)
Antonio Burks (MEM)	2004	Second (36)
Rodney Carney (MEM)	2006	First (16)
Shawne Williams (MEM)	2006	First (17)
DERRICK ROSE (MEM)		
\$ 2008 FIRST (1)		
Joey Dorsey (MEM)	2008	Second (33)
Chris Douglas-Roberts (MEM)	2008	Second (40)
Tyreke Evans (MEM)	\$ 2009	First (4)
Robert Dozier (MEM)	2009	Second (60)
• MEMPHIS		
9 Players 5 1st Rd • 4 2nd Rd		
JOHN WALL (UK)		
\$ 2010 FIRST (1)		
DeMarcus Cousins (UK)	\$ 2010	First (5)
Patrick Patterson (UK)	\$ 2010	First (14)
Eric Bledsoe (UK)	2010	First (18)
Daniel Orton (UK)	2010	First (29)
Enes Kanter (UK)	\$ 2011	First (3)
Brandon Knight (UK)	\$ 2011	First (8)
Josh Harrellson (UK)	2011	Second (45)
DeAndre Liggins (UK)	2011	Second (53)
ANTHONY DAVIS (UK)		
\$ 2012 FIRST (1)		
Michael Kidd-Gilchrist (UK)	\$ 2012	First (2)
Terrence Jones (UK)	2012	First (18)
Marquis Teague (UK)	2012	First (29)
Doron Lamb (UK)	2012	Second (42)
Darius Miller (UK)	2012	Second (46)
Nerlens Noel (UK)	\$ 2013	First (6)
Archie Goodwin (UK)	2013	First (29)
Julius Randle (UK)	\$ 2014	First (7)
James Young (UK)	2014	First (17)
KARL-ANTHONY TOWNS (UK)		
\$ 2015 FIRST (1)		
Willie Cauley-Stein (UK)	\$ 2015	First (6)
Trey Lyles (UK)	\$ 2015	First (12)
Devin Booker (UK)	\$ 2015	First (13)
Andrew Harrison (UK)	2015	Second (44)
Dakari Johnson (UK)	2015	Second (48)
Jamal Murray (UK)	\$ 2016	First (7)
Skal Labissiere (UK)	2016	First (28)
Tyler Ulis (UK)	2016	Second (34)
De'Aaron Fox (UK)	\$ 2017	First (5)
Malik Monk (UK)	\$ 2017	First (11)
Bam Adebayo (UK)	\$ 2017	First (14)
Kevin Knox (UK)	\$ 2018	First (9)
Shai Gilgeous-Alexander (UK)	\$ 2018	First (11)
Jarred Vanderbilt (UK)	2018	Second (41)
Hamidou Diallo (UK)	2018	Second (45)
PJ Washington (UK)	\$ 2019	First (12)
Tyler Herro (UK)	\$ 2019	First (13)
Keldon Johnson (UK)	2019	First (29)
Tyrese Maxey (UK)	2020	First (21)
Immanuel Quickley (UK)	2020	First (25)
Nick Richards (UK)	2020	Second (42)
Isaiah Jackson (UK)	2021	First (22)
Brandon Boston Jr. (UK)	2021	Second (51)
Shaedon Sharpe (UK)	\$ 2022	First (7)
TyTy Washington Jr. (UK)	2022	First (29)
Cason Wallace (UK)	\$ 2023	First (10)
Chris Livingston (UK)	2023	Second (58)
Reed Sheppard (UK)	\$ 2024	First (3)
Rob Dillingham (UK)	\$ 2024	First (8)
Antonio Reeves (UK)	2024	Second (47)
• KENTUCKY		
50 Players 37 1st Rd • 13 2nd Rd		

CALIPARI REACHES 800 CAREER VICTORIES

With Kentucky's overtime win over Mississippi State on Jan. 25, 2022, John Calipari reached 800 on-court wins. At the time he was one of just 22 coaches, regardless of NCAA level of classification, to reach that barrier. Only 14 coaches have done it with at least 10 seasons at the Division I level.

Calipari was the fourth-fastest coach to 800 on-court wins at 1,037 games. Only Adolph Rupp (972 games), Roy Williams (1,012 games) and Dean Smith (1,029 games) did it faster.

Although Calipari is still climbing+ the charts, he is doing it nearly as fast as anyone else in NCAA history. When he defeated Mississippi State on Jan. 17, 2024, Calipari became the third-fastest active head coach to 400 wins at a single program, trailing only Bill Self (Kansas - 484) and Mark Few (Gonzaga - 499). Overall, Calipari needed just 516 games to reach 400 wins while at UK to rank the eighth fastest in Division I history.

All-Time Coaching On-Court Win Totals				Calipari's Milestone On-Court Wins			
at the Division I Level (thru 2023-24):							
1. Mike Krzyzewski	1,202	1	Southern Connecticut	11/26/88			
2. Jim Boeheim	1,116	100	Temple	03/11/93			
3. Roy Williams	903	200	at Houston	01/06/01			
4. Bob Knight	899	300	at #9 Louisville	02/09/05			
5. Dean Smith	879	400	at Tulane	02/20/08			
6. Jim Calhoun	877	500	#13 Florida	02/26/11			
7. Adolph Rupp	876	600	vs #5 Kansas	11/148/14			
8. Bob Huggins	863	700	Illinois-Chicago	11/26/17			
9. JOHN CALIPARI (active)	855	800	Mississippi State	01/25/22			
10. Rick Pitino (active)	854						
11. Cliff Ellis	833						
12. Bill Self (active)	810						
13. Rick Barnes (active)	806						
Eddie Sutton	806						

PRESIDENT CALIPARI

University of Arkansas head coach John Calipari will serve as the **President of the NABC Board of Directors for the 2024-25 season**. Calipari's term as President will run through the 2025 Men's Final Four.

In his role as NABC President, Calipari will provide strategic leadership for the NABC Board of Directors on its advocacy work and initiatives that support the coaching community and the game of basketball.

"John Calipari is one of basketball's most impactful leaders, and he has a passion for addressing issues that impact the sport and the coaching profession," said NABC Executive Director Craig Robinson. "Coach Calipari has long been a vocal advocate for coaches from all levels, and I'm confident our entire NABC membership will benefit from his service in this role."

Calipari first joined the NABC Board of Directors in 2013, and served as its First Vice President last season (2-23-24).

FIRST BALLOT HALL OF FAMER

John Calipari joined basketball's fraternity of legends in **September of 2015 after being elected to the Naismith Memorial Basketball Hall of Fame** on the first ballot. Calipari joined an elite group of basketball players and coaches in the Naismith Hall of Fame, considered to be one of the ultimate honors in the sport.

The Class of 2015 included Calipari, Dick Bevetta, Louie Dampier, Lindsay Gaze, Tom Heinsohn, John Isaacs, Spencer Haywood, Lisa Leslie, Dikembe Mutombo, George Raveling and JoJo White. Calipari was inducted in Springfield, Mass., and nearly 70 of his former players joined him on stage during his acceptance speech.

COACH CAL IMMORTALIZED AT UMASS, CLARION, CONFERENCE USA

John Calipari's Hall of Fame rise began at **UMass**, and the school honored his program's breakthrough in the 1990s by unveiling a statue of Calipari on the Amherst campus in September 2021. Calipari was one of four icons synonymous with UMass basketball to earn the honor. Calipari's statue was unveiled next to Marcus Camby, Julius Erving and the late Jack Leaman outside the Mullins Center.

At UMass, Calipari led the Minutemen to a 193-71 on-court record in his eight seasons as head coach from 1989-96. His .731 career winning percentage remains the best in school history. Calipari led UMass to five straight NCAA Tournament appearances from 1992 to 1996 after UMass had gone to the NAAs only once in the first 81 years of the program. His Minutemen made the Atlantic 10's first and only Final Four appearance during the 1996 season, during which they went 35-2 overall and spent 10 weeks ranked No. 1 in the nation. Following the 1996 season, Calipari was named National Coach of the Year by the National Association of Basketball Coaches, The Sporting News and Naismith.

Clarion honored Calipari by having a statue erected and naming the basketball court in his honor. Tippin Gymnasium's floor was officially renamed the John V. Calipari Court in September 2021 and is better known as "Coach Cal Court." Calipari started his college playing career at UNC Wilmington before transferring to Clarion in 1981, helping the Golden Eagles reach their first NCAA Division II Tournament in program history that year.

In the summer of 2022, Calipari was enshrined into the **Conference USA** Hall of Fame. Calipari was honored by the league for his impressive tenure as head men's basketball coach at the University of Memphis, where he coached from the 2000-09. Calipari led the Tigers to the 2008 NCAA title game, including an NCAA, single-season record 38 wins. As a result, he earned his second Naismith National Coach of the Year honor, becoming only the second coach to earn the honor multiple times since its inception in 1987. Calipari, the 2009 Sports Illustrated National Coach of the Year, led the Tigers to nine straight 20-win campaigns and nine consecutive postseason appearances, the only Memphis coach to do that. He posted 252 on-court wins – 28.0 wins per season – as the Tigers' head coach, making him the winningest coach in school history. From 2006-08, the Tigers won 104 games, making Calipari the winningest head coach in NCAA Division I history in a three-year span.

A WOODEN AWARD LEGEND OF COACHING

On Oct. 3, 2023, it was announced that John Calipari would receive the **John R. Wooden Award "Legends of Coaching" honor**. On April 12, 2024, the newly named Razorback head basketball coach was on hand for the trophy presentation at the Los Angeles Athletic Club.

The "Legends of Coaching" honor recognizes coaches who exemplify Coach Wooden's high standard of coaching success and personal integrity. The award was adopted by the Wooden Award Steering Committee in 1999. The honorees are selected based on character, success on the court, graduation rate of student-athletes in their basketball program, coaching philosophy, and identification with the goals of the John R. Wooden Award. He will be presented the honor along with the 2024 Wooden Award winners on April 12, 2024.

Chairman of the Wooden Award Steering Committee Sam Lagana said, "Coach John Calipari has been a significant part of the Wooden Award experience, dating back to his first

CALIPARI VS. ALL OPPONENTS

Opponent	Overall	at ARK	Opponent	Overall	at ARK	Opponent	Overall	at ARK
Abilene Christian	1-0	-	Kansas State	2-2	-	Savannah State	1-0	-
Alabama	20-7	-	Keene State	1-0	-	Seton Hall	1-1	-
Alabama-Birmingham (UAB)	15-3		Kentucky	2-4	-	Siena	4-0	-
Albany	2-0	-	La Salle	3-0	-	South Carolina	16-6	-
Arizona	1-1	-	Lafayette (Pa.)	1-0	-	South Carolina State	1-0	-
Arizona State	2-1	-	Lamar	5-0	-	South Florida (USF)	10-1	-
Arkansas	16-9	-	LIU-Brooklyn	1-0	-	Southern	1-0	-
Arkansas-Little Rock	3-0	-	Lipscomb	2-0	1-0	Southern Cal	2-0	-
Arkansas-Pine Bluff	1-0	-	Long Beach State	1-0	-	SMU	7-0	-
Arkansas State	4-0	-	Louisiana State (LSU)	15-5	-	South Connecticut	1-0	-
Auburn	15-6	-	Louisiana Tech	1-1	-	Southeastern Louisiana	3-0	-
Austin Peay	6-1	-	Louisville	19-8	-	Southern Illinois	1-0	-
Baylor	1-2	-	Loyola (Md.)	1-0	-	Southern Miss	15-4	-
Bellarmine	1-0	-	Manhattan	2-0	-	Southwest Texas St.	1-0	-
Belmont	2-0	-	Marist	2-0	-	St. Bonaventure	17-1	-
Boise State	1-0	-	Marquette	3-1	-	St. John's	1-0	-
Boston	7-1	-	Marshall	7-0	-	Saint Joseph's	16-5	-
Boston College	2-0	-	Maryland	5-3	-	Saint Mary's College	1-0	-
Bradley	1-0	-	Maryland-Eastern Shore	0-0	-	Saint Peter's	1-0	-
Bucknell	1-0	-	Massachusetts	1-0	-	Stanford	3-2	-
Buffalo	3-0	-	Massachusetts-Lowell	2-1	-	Stephen F. Austin	1-0	-
BYU	1-0	-	Memphis	1-0	-	Stonehill	1-0	-
Cal State-Northridge	1-0	-	Miami (Fla.)	1-1	-	Stony Brook	1-0	-
Canisius	1-0	-	Miami (Ohio)	2-0	-	Syracuse	3-2	-
Central Arkansas	0-0	-	Michigan	2-0	-	TCU	7-1	-
Central Connecticut State	2-0	-	Michigan State	3-2	-	Temple	13-11	-
Central Florida (UCF)	5-0	-	Middle Tennessee	3-0	-	Tennessee	22-16	-
Central Michigan	1-0	-	Milwaukee	1-0	-	Tennessee-Martin	5-0	-
Charlotte	2-3	-	Mississippi (Ole Miss)	19-5	-	Tennessee State	1-0	-
Chattanooga	2-0	-	Mississippi State	20-1	-	Tennessee Tech	1-0	-
Christian Brothers	2-0	-	Mississippi Valley State	1-0	-	Texas	2-2	-
Cincinnati	6-7	-	Missouri	12-5	-	Texas-Arlington	3-0	-
Cleveland State	4-0	-	Monmouth	2-0	-	Texas-El Paso (UTEP)	5-0	-
Coastal Carolina	1-0	-	Montana State	1-0	-	Texas-San Antonio	0-0	-
Colorado	1-1	-	Morehead State	3-0	-	Texas A&M	12-5	-
Colorado State	0-1	-	Mount St. Mary's	2-0	-	Texas A&M-Commerce	1-0	-
Columbia	1-0	-	Murray State	1-0	-	Texas Tech	1-0	-
Connecticut	2-5	-	Nevada	1-0	-	Towson	1-0	-
Coppin State	1-0	-	New Hampshire	5-0	-	Troy	1-0	-
Cornell	1-0	-	New Mexico	1-0	-	Tulane	16-0	-
Dartmouth	1-0	-	New Mexico State	1-0	-	Tulsa	11-1	-
Davidson	1-0	-	New Orleans	1-0	-	UCLA	4-5	-
Dayton	1-0	-	NJIT	1-0	-	Utah	2-2	-
DePaul	4-2	-	North Carolina	9-4	-	Utah Valley	2-0	-
Detroit	1-0	-	UNC-Asheville	2-0	-	Valparaiso	1-0	-
Drexel	2-0	-	UNC-Greensboro	2-0	-	Vanderbilt	27-6	-
Duke	1-4	-	UNC-Wilmington	1-1	-	Vermont	3-0	-
Duquesne	13-4	-	North Carolina A&T	0-0	-	Villanova	2-0	-
East Carolina	7-0	-	North Carolina State	1-0	-	Virginia	0-1	-
East Tennessee State	4-0	-	North Dakota	1-0	-	VMI	1-0	-
Eastern Kentucky	4-0	-	North Florida	2-0	-	Virginia Tech	3-0	-
Eastern Michigan	2-0	-	North Texas	1-0	-	Wake Forest	2-1	-
Evansville	0-1	-	Northeastern	3-1	-	Washington	1-0	-
Fairfield	1-0	-	Northern Kentucky	2-0	-	West Virginia	13-7	-
Fairleigh Dickinson	1-0	-	Northwestern State	1-0	-	Western Kentucky	3-0	-
Florida	25-10	-	Notre Dame	2-3	-	Wichita State	2-0	-
Florida A&M	1-0	-	Oakland	1-1	-	Winthrop	3-0	-
Florida State	1-1	-	Ohio	1-0	-	Wisconsin	1-1	-
Florida Tech	0-1	-	Ohio State	1-3	-	Wofford	2-0	-
Fordham	5-0	-	Oklahoma	5-1	-	Wright State	1-0	-
Fort Wayne	1-0	-	Oklahoma State	0-2	-	Xavier	2-2	-
Furman	1-0	-	Old Dominion	2-0	-	Yale	2-0	-
George Mason	1-0	-	Oral Roberts	1-0	-	Totals	856-262	1-0
George Washington	8-9	-	Oregon State	1-0	-			
Georgetown	2-1	-	Pacific	0-0	-			
Georgia	22-4	-	Penn	4-0	-			
Georgia Tech	2-2	-	Penn State	4-4	-			
Gonzaga	4-2	-	Pepperdine	1-0	-			
Grand Canyon	1-0	-	Pittsburgh	2-1	-			
Hampton	1-0	-	Portland	3-0	-			
Hartford	2-0	-	Princeton	2-0	-			
Harvard	2-0	-	Providence	4-1	-			
High Point	1-0	-	Purdue	2-1	-			
Hofstra	1-0	-	Radford	1-0	-			
Holy Cross	4-1	-	Rhode Island	16-2	-			
Houston	17-3	-	Rice	4-0	-			
Howard	2-0	-	Richmond	1-1	-			
Illinois	1-1	-	Rider	1-0	-			
Illinois-Chicago (UIC)	1-0	-	Robert Morris	2-1	-			
Illinois State	2-0	-	Rutgers	11-4	-			
Indiana	3-2	-	Saint Louis	4-3	-			
Iowa	0-1	-	Saint Peter's	0-1	-			
Iowa State	2-0	-	Sam Houston State	1-0	-			
Jackson State	2-0	-	Samford	3-0	-			
Kansas	5-9	-	Santa Clara	1-0	-			

CAL AT SEC ARENAS					
	TOTAL	MASS	UM	UK	ARK
Coleman Coliseum	5-5	0-0	1-0	4-5	0-0
Bud Walton Arena	8-5	0-0	1-1	7-4	(0-0)
Neville Arena *	4-6	0-0	0-0	4-6	0-0
O'Connell Center	10-5	0-0	0-0	10-5	0-0
Stegman Coliseum	7-4	0-0	0-0	7-4	0-0
Rupp Arena	0-1	0-1	0-0	(248-26)	0-0
Maravich Center	6-4	0-0	0-0	6-4	0-0
Black Pavilion #	3-1	0-0	0-0	3-1	0-0
Humphrey Coliseum	9-0	0-0	0-0	9-0	0-0
Mizzou Arena *	4-2	0-0	0-0	4-2	0-0
Lloyd Noble Center	1-1	1-1	0-0	0-0	0-0
Colonial Life Arena	5-6	0-0	0-0	5-6	0-0
Thompson-Boling Arena	9-9	0-0	1-2	8-7	0-0
Moody Center	0-0	0-0	0-0	0-0	0-0
Reed Arena	6-3	0-0	0-0	6-3	0-0
Memorial Gym	13-2	0-0	0-0	13-2	0-0
	90-54	1-2	3-3	86-49	0-0

TOT	MASS	UM	UK	ARK	
* AUB Beard-Eaves-Memorial	1-0	0-0	0-0	1-0	0-0
* OM Tad Smith Coliseum	3-2	0-0	1-1	2-1	0-0
* MIZ Hearnes Center	0-1	0-0	0-0	0-1	--

head coaching assignment at UMass. He has supported the Award and stood with his candidates and winners every step of the way. Coach Wooden had an appreciation for Coach Cal that carried through the years and Coach Calipari has demonstrated great reverence for Coach Wooden as both shared a 'players first' mentality, with emphasis on care for the student-athlete and in the value of competitive greatness. John Calipari is a wonderful addition to the fraternity of Wooden Award 'Legends of Coaching' recipients."

Calipari's on-court success is well publicized and culminated with the highest honor in the sport by being inducted into the Naismith Hall of Fame. Off the court, Coach Calipari's impact has been felt in his community and abroad. In 2012, he founded the John Calipari Foundation which has partnered with many organizations, including: Samaritan's Feet, 4 Paws for Ability, One Parent Scholar House and Team Focus. He has partnered with the American Red Cross to raise millions of dollars to help people affected by disasters such as the 2010 Haitian earthquake, 2012 Superstorm Sandy, and the 2022 flooding in Eastern Kentucky. He helped spearhead the creation of the John McLendon Minority Leadership Initiative, a national coach-driven initiative to provide minorities with a jump-start to their careers.

CALIPARI RECEIVES JEFFERSON AWARD

John Calipari received the **Jefferson Award for Outstanding Public Service in Sports by Multiplying Good** on Nov. 2, 2022. For more than 50 years, Multiplying Good has honored those who put others first. Those receiving the Jefferson Award are empowered to do more, while their stories of extraordinary public service inspire others to action. It is an award that underscores impact.

Founded over 50 years ago by Jackie Kennedy Onassis, Sen. Bob Taft Jr., and Sam Beard, Multiplying Good is the world's most foremost and highly celebrated organization focused on and honoring public service.

Other recipients of the Jefferson Award include Arthur Ashe, Tom Brokaw, Larry Fitzgerald, Betty Ford, John Glenn, Bob Hope, Steve Jobs, Shaquille O'Neal, General Colin Powell, John D. Rockefeller and Oprah Winfrey. Calipari is the first men's college basketball coach to receive the honor.

CALIPARI NAMED SPORTING NEWS' COACH OF THE DECADE

Underscored by more victories than any other coach or program, more Final Four appearances, a record number of NBA Draft picks and the 2012 national championship, John Calipari was named the **College Basketball Coach of the Decade by Sporting News** in January 2020.

In a piece penned by national writer Mike DeCourcy, Sporting News credited Calipari for changing the college basketball landscape. Detailing Calipari's success - what DeCourcy described as a "college basketball revolution" - DeCourcy wrote that "no one defined the 2010s in the same way as Calipari ... nor achieved the same degree of consistent success."

CALIPARI UNRAILED IN CONFERENCE

John Calipari has **won a combined 16 league regular-season championships** in his career (including six Southeastern Conference titles). That is seven more than the next-closest coach in the SEC (Bruce Pearl has nine). Calipari has **won a combined 15 conference tournament titles** in his career (six in the SEC), 10 more than his closest competitor (Nate Oats with five).

Calipari has tallied a **406-131 (75.6%) all-time record within conference play** as a head coach and owns a 198-65 (75.3%) record since joining the SEC.

Although he's been publicly outspoken against conference tournaments - only because he doesn't favor playing three or more games on consecutive days to win the tournament - his teams have gotten up for them. **Calipari's teams** at UMass, Memphis and Kentucky **have been to 19 conference championship games in his career, winning a remarkable 15 of them.** Calipari is 58-16 (78.4%) all-time in conference tournaments, including 24-8 (75.0%) in the SEC. Calipari ranks third in SEC Tournament wins all-time.

THERE'S NO PLACE LIKE HOME

John Calipari-coached teams have posted an **all-time record of 473-58 (88.7%) record at home.**

Calipari's best home winning streak came when he began his career at UK with a 54-game home win streak at Rupp Arena. He additionally had a 42-game home win streak at UK (2014-17).

He has gone undefeated at home 10 times overall - adding seven times with just one loss - while going undefeated at home in league play 14 times.

LIFE AWAY FROM HOME ISN'T SO BAD EITHER

As good as John Calipari's team's have been at home, they're pretty good in hostile environments on the road. His teams are 215-131 (62.1%) overall on the road. However, dating back to the 2005-06 season, Calipari has recorded a 131-65 (66.8%) record on the road.

At neutral-site venues, his teams are 167-73 (69.6%) including six seasons with at least 10 neutral-site wins.

CALIPARI IN ELITE COMPANY WITH CONFERENCE CHAMPIONSHIPS

When Kentucky clinched a share of the 2017 Southeastern Conference championship, John Calipari became the first NCAA Division I coach to lead three different programs (UMass, Memphis, Kentucky) to five on-court regular-season league titles three different times.

^ UMass won five Atlantic 10 titles (1992, '93, '94, '95 and '96).

^ Memphis claimed five Conference USA crowns (2004, '06, '07, '08 and '09).

^ Kentucky captured the SEC Championship six times (2010, '12, '15, '16, '17 and '20).

Perhaps more impressive is that Calipari has 31 combined regular-season and tournament championships. That trails only Mark Few of Gonzaga (41 titles) and Kentucky's Adolph Rupp (41) for the most combined championships. Bill Self (Kansas) also has 31 combined titles.

CALIPARI AT NO. 1

John Calipari is one of just two coaches (Frank McGuire) to lead three programs to a No. 1 ranking in the Associated Press Top 25.

Calipari has led 10 of his teams to a No. 1 AP ranking.

^ His teams are 110-13 (89.4%) as when ranked #1 by AP #1, including 69-8 at UK, 32-4 at UMass and 9-1 at Memphis

^ His 110 victories are the most among active coaches with victories at No. 1

^ Has coached 123 career games as #1, 4th-most in NCAA history, trailing Mike Krzyzewski (255), John Wooden (228) and Adolph Rupp (127)

^ Among coaches who have owned a #1 ranking in at least 119 games, Calipari's winning percentage of 89.4% trails only Wooden (95.2%)

^ Calipari is 6-5 all-time when playing an AP #1 team

DREAM MAKER

As someone who prides himself on helping young men reach their dreams, John Calipari has helped 61 players earn selection in the NBA Draft during his college coaching career, more than any other coach.

^ Four No.1 overall picks (Derrick Rose, John Wall, Anthony Davis and Karl-Anthony Towns) from 2008-16. No other coach had more than 3

^ In 2010, five of his players were selected in the first round for the first time in NBA history

^ His six players in both the 2012 and 2015 NBA drafts are the most in the two-round era

^ Churned out 43 first-rounders and 29 lottery picks

^ While at Kentucky, 58 of his 73 full-time scholarship players (79.5 success rate) who finished their college careers under Calipari (did not transfer or leave the program early) were either drafted or made an NBA roster This does not include the late Terrence Clarke.

^ Only coach to produce the top two picks in the same draft (2012, Anthony Davis and Michael Kidd-Gilchrist)

^ Produced 20 top-10 picks including at least one in 12 straight drafts from 2008-19, the only school to do so during that time period

^ He is the only coach in history to have a former player win each of the following NBA awards: Player of the Year, Rookie of the Year, Sixth Man of the Year, Most Improved Player of the Year and Clutch Player of the Year

^ Eleven of his former players have combined to earn 39 NBA All-Star honors, 10 have been tabbed All-NBA (19 times), three were named NBA Rookie of the Year, and 19 players have made the NBA All-Rookie teams. Rose was named NBA MVP in 2011 and Davis won NBA All-Star MVP honors in 2017.

CHANGING FAMILIES LIVES

John Calipari hasn't just signed the best talent in the country; he's been the best at developing that talent, making those players better prepared than anyone else and getting them ready for all things at the next level. The proof is in the numbers.

Entering the 2024-25 NBA season, Calipari's NBA pros have amassed almost \$4 billion in career NBA contracts, which doesn't include endorsement deals and players on overseas contracts. His former players that were on NBA rosters made nearly \$2.3 billion in their career while players on current NBA rosters are signed to make \$1.9 billion under current contracts. For the 2024-25 NBA season alone, Cal's players are set to earn over \$475 million.

#LaFamilia NBA Awards

NBA PLAYER OF THE YEAR	ALL-NBA DEFENSIVE TEAM
2011 Derrick Rose	2005 Marcus Camby (2nd)
	2006 Marcus Camby (2nd)
NBA ROOKIE OF THE YEAR	2007 Marcus Camby (1st)
2009 Derrick Rose	2008 Marcus Camby (1st)
2010 Tyreke Evans	2015 Anthony Davis (2nd)
2016 Karl-Anthony Towns	John Wall (2nd)
NBA DEFENSIVE PLAYER OF THE YEAR	2017 Anthony Davis (2nd)
2007 Marcus Camby	2018 Anthony Davis (1st)
	2019 Eric Bledsoe (1st)
NBA MOST IMPROVED PLAYER	2020 Anthony Davis (1st)
2021 Julius Randle	Eric Bledsoe (2nd)
2024 Tyrese Maxey	Bam Adebayo (2nd)
NBA SIXTH MAN OF THE YEAR	2021 Bam Adebayo (2nd)
2022 Tyler Herro	2022 Bam Adebayo (2nd)
	2023 Bam Adebayo (2nd)
NBA CLUTCH PLAYER OF THE YEAR	2024 Anthony Davis (1st)
2023 De'Aaron Fox	Bam Adebayo (1st)
NBA CARES COMMUNITY ASSIST AWARD	NBA ALL-STAR TEAM
2021 Devin Booker	2010 Derrick Rose
2017 DeMarcus Cousins (offseason)	2011 Derrick Rose
2016 John Wall	2012 Derrick Rose
	2014 Anthony Davis
NBA SOCIAL JUSTICE CHAMPION	John Wall
2024 Karl-Anthony Towns	2015 DeMarcus Cousins
	Anthony Davis
NBA SPORTSMANSHIP AWARD	John Wall
2024 Tyrese Maxey	2016 DeMarcus Cousins
	Anthony Davis
NBA CHAMPION	John Wall
2020 Anthony Davis	DeMarcus Cousins
2023 Jamal Murray	Anthony Davis
	Karl-Anthony Towns
ALL-NBA TEAM	John Wall
2011 Derrick Rose (1st)	2019 Anthony Davis
2012 Derrick Rose (1st)	Karl-Anthony Towns
2015 Anthony Davis (1st)	2020 Bam Adebayo
DeMarcus Cousins (2nd)	Devin Booker
DeMarcus Cousins (2nd)	Anthony Davis
2017 Anthony Davis (1st)	2021 Devin Booker
John Wall (3rd)	Anthony Davis
2018 Anthony Davis (1st)	Julius Randle
Karl-Anthony Towns (3rd)	2022 Devin Booker
2020 Anthony Davis (1st)	Karl-Anthony Towns
2021 Julius Randle (2nd)	Bam Adebayo
2022 Devin Booker (1st)	De'Aaron Fox
Karl-Anthony Towns (3rd)	Shai Gilgeous-Alexander
2023 Shai Gilgeous-Alexander (1st)	Julius Randle
De'Aaron Fox (3rd)	2024 Bam Adebayo
Julius Randle (3rd)	Devin Booker
2024 Shai Gilgeous-Alexander (1st)	Anthony Davis
Anthony Davis (2nd)	Shai Gilgeous-Alexander
Devin Booker (3rd)	Tyrese Maxey
	Julius Randle
ALL-NBA ROOKIE TEAM	Karl-Anthony Towns
1997 Marcus Camby (1st)	
2010 Tyreke Evans (1st)	
Derrick Rose (1st)	
2011 DeMarcus Cousins (1st)	
John Wall (1st)	
Eric Bledsoe (2nd)	
2012 Brandon Knight (1st)	
2013 Anthony Davis (1st)	
Michael Kidd-Gilchrist (2nd)	
2015 Nerlens Noel (1st)	
2016 Karl-Anthony Towns (1st)	
Devin Booker (1st)	
Willie Cauley-Stein (2nd)	
2017 Jamal Murray (2nd)	
2019 Shai Gilgeous-Alexander (2nd)	
2020 Tyler Herro (2nd)	
PJ Washington (2nd)	
2021 Immanuel Quickley (2nd)	
2024 Cason Wallace (2nd)	
ALL-STAR GAME MVP	2017 Anthony Davis
RIISING STARS CHALLENGE MVP	2010 Tyreke Evans
2011 John Wall	
2017 Jamal Murray	
SLAM DUNK CONTEST WINNER	2014 John Wall
2019 Hamidou Diallo	
3-POINT CONTEST WINNER	2018 Devin Booker
2022 Karl-Anthony Towns	
SKILLS CHALLENGE WINNER	2009 Derrick Rose
2016 Karl-Antony Towns	
2020 Bam Adebayo	



CALIPARI VS RANKED OPPONENTS (AP RANKING)

TOTALS	Overall: 113-96	Home: 39-15	Away: 21-37	Neutral: 53-44
- UMass	Overall: 19-12	Home: 4-1	Away: 4-4	Neutral: 11-7
- UM	Overall: 20-33	Home: 10-6	Away: 3-12	Neutral: 7-15
- UK	Overall: 74-51	Home: 25-8	Away: 14-21	Neutral: 35-22
- ARK	Overall: 0-0	Home: 0-0	Away: 0-0	Neutral: 0-0

Vs. #1	Overall: 6-5	UMass: 3-0	UM: 0-2	UK: 3-3	ARK: 0-0
Home:	1-0	0-0	0-0	1-0	0-0
Away:	0-1	0-0	0-0	0-1	0-0
Neutral:	5-4	3-0	0-2	2-2	0-0

Vs. #2	Overall: 1-6	UMass: 0-1	UM: 0-1	UK: 1-4	ARK: 0-0
Home:	0-2	0-0	0-1	0-1	0-0
Away:	0-2	0-0	0-0	0-2	0-0
Neutral:	1-2	0-1	0-0	1-1	0-0

Vs. #3	Overall: 3-3	UMass: 1-1	UM: 1-0	UK: 1-2	ARK: 0-0
Home:	1-1	0-0	0-0	1-1	0-0
Away:	0-0	0-0	0-0	0-0	0-0
Neutral:	2-2	1-1	1-0	0-1	0-0

Vs. #4	Overall: 5-6	UMass: 1-0	UM: 1-2	UK: 3-4	ARK: 0-0
Home:	1-0	0-0	0-0	1-0	0-0
Away:	3-3	0-0	1-1	2-2	0-0
Neutral:	1-3	0-0	0-1	0-2	0-0

Vs. #5	Overall: 7-5	UMass: 0-0	UM: 2-3	UK: 5-2	ARK: 0-0
Home:	2-1	0-0	2-0	0-1	0-0
Away:	2-0	0-0	0-0	2-0	0-0
Neutral:	3-4	0-0	0-3	3-1	0-0

Vs. #6	Overall: 5-6	UMass: 0-2	UM: 2-2	UK: 3-2	ARK: 0-0
Home:	3-1	0-0	1-1	2-0	0-0
Away:	0-1	0-0	0-1	0-0	0-0
Neutral:	2-4	0-2	1-0	1-2	0-0

Vs. #7	Overall: 5-6	UMass: 0-1	UM: 1-1	UK: 4-4	ARK: 0-0
Home:	1-0	0-0	1-0	0-0	0-0
Away:	1-3	0-0	0-0	1-3	0-0
Neutral:	3-3	0-1	0-1	3-1	0-0

Vs. #8	Overall: 7-1	UMass: 2-0	UM: 1-0	UK: 4-1	ARK: 0-0
Home:	4-0	1-0	1-0	2-0	0-0
Away:	1-0	1-0	0-0	0-0	0-0
Neutral:	2-1	0-0	0-0	2-1	0-0

Vs. #9	Overall: 6-9	UMass: 0-0	UM: 2-3	UK: 4-6	ARK: 0-0
Home:	1-1	0-0	0-0	1-1	0-0
Away:	1-2	0-0	1-1	0-1	0-0
Neutral:	4-6	0-0	1-2	3-4	0-0

Vs. #10	Overall: 4-2	UMass: 2-0	UM: 1-0	UK: 1-2	ARK: 0-0
Home:	3-0	1-0	1-0	1-0	0-0
Away:	1-2	1-0	0-0	0-2	0-0
Neutral:	0-0	0-0	0-0	0-0	0-0

Vs. #11	Overall: 4-8	UMass: 1-2	UM: 1-4	UK: 2-2	ARK: 0-0
Home:	2-4	0-0	1-2	1-2	0-0
Away:	0-3	0-2	0-1	0-0	0-0
Neutral:	2-1	1-0	0-1	1-0	0-0

Vs. #12	Overall: 5-0	UMass: 1-0	UM: 0-0	UK: 4-0	ARK: 0-0
Home:	2-0	1-0	0-0	1-0	0-0
Away:	0-0	0-0	0-0	0-0	0-0
Neutral:	3-0	0-0	0-0	3-0	0-0

Vs. #13	Overall: 8-4	UMass: 1-1	UM: 0-3	UK: 7-0	ARK: 0-0
Home:	3-1	0-1	0-0	3-0	0-0
Away:	1-1	0-0	0-1	1-0	0-0
Neutral:	4-2	1-0	0-2	3-0	0-0

Vs. #14	Overall: 3-6	UMass: 1-3	UM: 0-1	UK: 2-2	ARK: 0-0
Home:	0-0	0-0	0-0	0-0	0-0
Away:	1-3	0-2	0-1	1-0	0-0
Neutral:	2-3	1-1	0-0	1-2	0-0

Vs. #15	Overall: 4-4	UMass: 0-0	UM: 2-2	UK: 2-2	ARK: 0-0
Home:	1-2	0-0	0-1	1-1	0-0
Away:	1-1	0-0	1-1	0-0	0-0
Neutral:	2-1	0-0	1-0	1-1	0-0

Vs. #16	Overall: 5-3	UMass: 0-1	UM: 1-0	UK: 4-2	ARK: 0-0
Home:	1-0	0-0	0-0	1-0	0-0
Away:	2-1	0-0	0-0	2-1	0-0
Neutral:	2-2	0-1	1-0	1-1	0-0

Vs. #17	Overall: 4-1	UMass: 0-0	UM: 1-0	UK: 3-1	ARK: 0-0
Home:	1-0	0-0	1-0	0-0	0-0
Away:	1-1	0-0	0-0	1-1	0-0
Neutral:	2-0	0-0	0-0	2-0	0-0

Vs. #18	Overall: 3-4	UMass: 0-0	UM: 0-0	UK: 3-4	ARK: 0-0
Home:	1-0	0-0	0-0	1-0	0-0
Away:	2-3	0-0	0-0	2-3	0-0
Neutral:	0-1	0-0	0-0	0-1	0-0

Vs. #19	Overall: 5-4	UMass: 1-0	UM: 1-2	UK: 3-2	ARK: 0-0
Home:	0-1	0-0	0-0	0-1	0-0
Away:	1-2	0-0	0-1	1-1	0-0
Neutral:	4-1	1-0	1-1	2-0	0-0

Vs. #20	Overall: 2-3	UMass: 0-0	UM: 1-2	UK: 1-1	ARK: 0-0
Home:	0-0	0-0	0-0	0-0	0-0
Away:	0-1	0-0	0-1	0-0	0-0
Neutral:	2-2	0-0	1-1	1-1	0-0

Vs. #21	Overall: 7-3	UMass: 3-0	UM: 0-2	UK: 4-1	ARK: 0-0
Home:	3-0	0-0	0-0	3-0	0-0
Away:	1-3	1-0	0-2	0-1	0-0
Neutral:	3-0	2-0	0-0	1-0	0-0

Vs. #22	Overall: 6-3	UMass: 0-0	UM: 1-2	UK: 5-1	ARK: 0-0
Home:	3-1	0-0	1-1	2-0	0-0
Away:	1-0	0-0	0-0	1-0	0-0
Neutral:	2-2	0-0	0-1	2-1	0-0

Vs. #23	Overall: 2-2	UMass: 1-0	UM: 0-0	UK: 1-2	ARK: 0-0
Home:	1-0	0-0	0-0	0-0	0-0
Away:	1-2	1-0	0-0	0-2	0-0
Neutral:	1-0	0-0	0-0	1-0	0-0

Vs. #24	Overall: 2-1	UMass: 0-0	UM: 0-0	UK: 2-1	ARK: 0-0
Home:	1-0	0-0	0-0	1-0	0-0
Away:	0-1	0-0	0-0	0-1	0-0
Neutral:	1-0	0-0	0-0	1-0	0-0

Vs. #25	Overall: 4-1	UMass: 1-0	UM: 1-1	UK: 2-0	ARK: 0-0
Home:	4-0	1-0	1-0	2-0	0-0
Away:	0-1	0-0	0-1	0-0	0-0
Neutral:	0-0	0-0	0-0	0-0	0-0

CALIPARI WHEN RANKED (AP RANKING)

TOTALS	Overall: 616-141	Home: 334-23	Away: 142-65	Neutral: 140-53	
	- UMass	Overall: 110-22	Home: 41-3	Away: 28-11	Neutral: 41-8
	- UM	Overall: 148-25	Home: 85-4	Away: 39-7	Neutral: 24-14
	- UK	Overall: 357-94	Home: 207-16	Away: 75-47	Neutral: 75-31
- ARK	Overall: 1-0	Home: 1-0	Away: 0-0	Neutral: 0-0	
As #1	Overall: 110-13	UMass: 32-4	UM: 9-1	UK: 69-8	ARK: 0-0
	Home: 50-4	11-1	5-1	34-2	0-0
	Away: 32-4	12-1	4-0	16-3	0-0
	Neutral: 28-5	9-2	0-0	19-3	0-0
As #2	Overall: 63-4	UMass: 6-0	UM: 23-1	UK: 34-3	ARK: 0-0
	Home: 28-0	1-0	11-0	16-0	0-0
	Away: 12-1	1-0	6-0	5-1	0-0
	Neutral: 23-3	4-0	6-1	13-2	0-0
As #3	Overall: 41-4	UMass: 4-0	UM: 16-2	UK: 21-2	ARK: 0-0
	Home: 27-0	2-0	8-0	17-0	0-0
	Away: 6-1	0-0	4-1	2-0	0-0
	Neutral: 8-3	2-0	4-1	2-2	0-0
As #4	Overall: 36-10	UMass: 4-0	UM: 15-2	UK: 17-8	ARK: 0-0
	Home: 23-2	0-0	11-1	12-1	0-0
	Away: 6-4	2-0	1-0	3-4	0-0
	Neutral: 7-4	2-0	3-1	2-3	0-0
As #5	Overall: 49-6	UMass: 10-2	UM: 18-1	UK: 21-3	ARK: 0-0
	Home: 24-2	4-1	10-0	10-1	0-0
	Away: 10-1	1-1	5-0	4-0	0-0
	Neutral: 15-3	5-0	3-1	7-2	0-0
As #6	Overall: 18-8	UMass: 2-1	UM: 2-0	UK: 14-7	ARK: 0-0
	Home: 9-1	2-0	0-0	7-1	0-0
	Away: 7-5	0-1	2-0	5-4	0-0
	Neutral: 2-2	0-0	0-0	2-2	0-0
As #7	Overall: 17-5	UMass: 5-1	UM: 3-0	UK: 9-4	ARK: 0-0
	Home: 6-0	1-0	2-0	3-0	0-0
	Away: 5-0	1-0	1-0	3-0	0-0
	Neutral: 6-5	3-1	0-0	3-4	0-0
As #8	Overall: 40-6	UMass: 11-2	UM: 6-0	UK: 23-4	ARK: 0-0
	Home: 21-1	4-0	2-0	15-1	0-0
	Away: 10-3	4-1	4-0	2-2	0-0
	Neutral: 9-2	3-1	0-0	6-1	0-0
As #9	Overall: 17-3	UMass: 5-0	UM: 3-0	UK: 9-3	ARK: 0-0
	Home: 9-0	1-0	2-0	6-0	0-0
	Away: 5-1	1-0	1-0	3-1	0-0
	Neutral: 3-2	3-0	0-0	0-2	0-0
As #10	Overall: 20-12	UMass: 2-1	UM: 0-0	UK: 18-11	ARK: 0-0
	Home: 17-3	2-0	0-0	15-3	0-0
	Away: 2-7	0-1	0-0	2-6	0-0
	Neutral: 1-2	0-0	0-0	1-2	0-0
As #11	Overall: 21-6	UMass: 5-2	UM: 5-1	UK: 11-3	ARK: 0-0
	Home: 10-0	3-0	3-0	4-0	0-0
	Away: 5-3	1-1	1-0	3-2	0-0
	Neutral: 6-3	1-1	1-1	4-1	0-0
As #12	Overall: 19-7	UMass: 0-0	UM: 8-3	UK: 11-4	ARK: 0-0
	Home: 9-1	0-0	5-0	4-1	0-0
	Away: 7-2	0-0	1-0	6-2	0-0
	Neutral: 3-4	0-0	2-3	1-1	0-0
As #13	Overall: 16-5	UMass: 2-0	UM: 5-1	UK: 9-4	ARK: 0-0
	Home: 12-0	1-0	3-0	8-0	0-0
	Away: 2-3	1-0	0-0	1-3	0-0
	Neutral: 2-2	0-0	2-1	0-1	0-0
As #14	Overall: 16-4	UMass: 1-1	UM: 4-0	UK: 11-3	ARK: 0-0
	Home: 9-1	0-0	2-0	7-1	0-0
	Away: 5-2	0-0	2-0	3-2	0-0
	Neutral: 2-1	1-1	0-0	1-0	0-0
As #15	Overall: 12-0	UMass: 0-0	UM: 0-0	UK: 12-0	ARK: 0-0
	Home: 5-0	0-0	0-0	5-0	0-0
	Away: 4-0	0-0	0-0	4-0	0-0
	Neutral: 3-0	0-0	0-0	3-0	0-0
As #16	Overall: 20-4	UMass: 0-0	UM: 3-2	UK: 16-2	ARK: 1-0
	Home: 13-0	0-0	2-0	10-0	1-0
	Away: 2-4	0-0	0-2	2-2	0-0
	Neutral: 5-0	0-0	1-0	4-0	0-0
As #17	Overall: 12-8	UMass: 2-1	UM: 2-1	UK: 8-6	ARK: 0-0
	Home: 6-2	0-0	1-0	5-2	0-0
	Away: 3-4	0-0	1-1	2-3	0-0
	Neutral: 3-2	2-1	0-0	1-1	0-0
As #18	Overall: 22-6	UMass: 2-1	UM: 6-1	UK: 14-4	ARK: 0-0
	Home: 12-1	0-0	3-0	9-1	0-0
	Away: 6-3	1-0	3-1	2-2	0-0
	Neutral: 4-2	1-1	0-0	3-1	0-0
As #19	Overall: 12-5	UMass: 2-2	UM: 2-2	UK: 8-1	ARK: 0-0
	Home: 9-0	1-0	2-0	6-0	0-0
	Away: 1-4	1-2	0-1	0-1	0-0
	Neutral: 2-1	0-0	0-1	2-0	0-0
As #20	Overall: 12-5	UMass: 2-0	UM: 5-1	UK: 5-4	ARK: 0-0
	Home: 8-0	1-0	3-0	4-0	0-0
	Away: 3-3	0-0	2-1	1-2	0-0
	Neutral: 1-2	1-0	0-0	0-2	0-0
As #21	Overall: 4-2	UMass: 0-1	UM: 0-0	UK: 4-1	ARK: 0-0
	Home: 2-0	0-0	0-0	2-0	0-0
	Away: 1-2	0-1	0-0	1-1	0-0
	Neutral: 1-0	0-0	0-0	1-0	0-0
As #22	Overall: 19-3	UMass: 7-1	UM: 4-1	UK: 8-1	ARK: 0-0
	Home: 12-1	4-0	3-1	5-0	0-0
	Away: 6-2	2-1	1-0	3-1	0-0
	Neutral: 1-0	1-0	0-0	0-0	0-0
As #23	Overall: 10-6	UMass: 4-1	UM: 2-2	UK: 4-3	ARK: 0-0
	Home: 6-2	2-0	2-1	2-1	0-0
	Away: 2-2	0-1	0-0	2-1	0-0
	Neutral: 2-2	2-0	0-1	0-1	0-0
As #24	Overall: 6-4	UMass: 0-0	UM: 6-2	UK: 0-2	ARK: 0-0
	Home: 4-1	0-0	4-0	0-1	0-0
	Away: 0-1	0-0	0-0	0-1	0-0
	Neutral: 2-2	0-0	2-2	0-0	0-0
As #25	Overall: 4-5	UMass: 2-1	UM: 1-1	UK: 1-3	ARK: 0-0
	Home: 3-1	1-1	1-0	1-0	0-0
	Away: 0-3	0-0	0-0	0-3	0-0
	Neutral: 1-1	1-0	0-1	0-0	0-0

CALIPARI'S ALL-TIME COLLEGIATE PLAYER HONORS

NATIONAL PLAYER OF THE YEAR 4

UMASS 1

1996 Marcus Camby
AP, UPI, USBWA, Wooden, Naismith, NABC,
Rupp, Basketball Times, Sporting News, CBS

KENTUCKY 3

2010 John Wall
Adolph Rupp, Yahoo!, Rivals

2012 Anthony Davis
Adolph Rupp, AP, CBS, Basketball Times,
Naismith, Sporting News, USBWA, Wooden

2022 Oscar Tshiebwe
AP, CBS, College Hoops Today, NABC,
Naismith, Sporting News, The Athletic,
Field of 68, USBWA, USA Today, Wooden

NATIONAL FRESHMAN OF THE YEAR 2

MEMPHIS 1

2009 Tyreke Evans
USBWA, CBS, ESPN, Fox, Sporting News

KENTUCKY 1

2024 Reed Sheppard
USBWA, NABC, CBS, SI

ALL-AMERICANS 25

UMASS 3

1994 Lou Roe
Sporting News (2), Basketball Weekly (2)
NABC (3)

1995 Lou Roe
Wooden (1), Sporting News (1)
AP (2), USBWA (2), NABC (2), UPI (2)
Basketball Times (2)

1996 Marcus Camby
AP (1), USBWA (1), Wooden, NABC (1), UPI (1)
Basketball Times (1), Basketball Weekly (1)

MEMPHIS 8

2002 Dajuan Wagner
AP (HM)

2003 Chris Masse
Fox (3), CNN (1), HM

2004 Antonio Burks
AP (HM)

2006 Rodney Carney
USBWA (2), ESPN (2)

2007 Chris Douglas-Roberts
AP (HM)

2008 Chris Douglas-Roberts
Wooden, USBWA (1), AP (1), NABC (1), ESPN (1)
Sporting News (1), Basketball Times (2)

Derrick Rose
Wooden, AP (3), NABC (3), Basketball Times (3)

2009 Tyreke Evans
CBS (3), SI (3), AP (HM)

KENTUCKY 14

2010 DeMarcus Cousins
AP (1), NABC (2), USBWA (2), SN (2)

John Wall
AP (1), NABC (1), USBWA (1), SN (1)

2012 Anthony Davis
AP (1), NABC (1), USBWA (1), SN (1)

Michael Kidd-Gilchrist
USBWA (2), SN (2), AP (3), NABC (3)

2014 Julius Randle
AP (3), NABC (3)

2015 Willie Cauley-Stein
AP (1), NABC (1), USBWA (1), SN (1)

Karl-Anthony Towns
AP (2), NABC (2), SN (3)

2016 Jamal Murray
AP (3)

Tyler Ulis
AP (1), SN (1), USBWA (2), NABC (2)

2017 Malik Monk
SN (2), USBWA (2), NABC (2), AP (2)

2019 PJ Washington
SN (3), USBWA (3), NABC (3), AP (3)

2022 Oscar Tshiebwe
SN (1), USBWA (1), NABC (1), AP (1)

2023 Oscar Tshiebwe
SN (3), USBWA (2), NABC (2), AP (2)

2024 Antonio Reeves
SN (3)

COSIDA ACADEMIC ALL-AMERICA 1

2016 Alex Poythress (Kentucky) 2nd Team

CONFERENCE PLAYER OF THE YEAR 12

UMASS 3

1992 Harper Williams

1995 Lou Roe

1996 Marcus Camby

MEMPHIS 3

2004 Antonio Burks

2006 Rodney Carney

2008 Chris Douglas-Roberts

KENTUCKY 6

2010 John Wall Coaches AP

2012 Anthony Davis Coaches AP

2016 Tyler Ulis Coaches AP

2017 Malik Monk AP

2020 Immanuel Quickley Coaches AP

2022 Oscar Tshiebwe Coaches AP

CONF. FROSH/NEWCOMER OF THE YEAR 20

UMASS 2

1989 Jim McCoy Freshman

1994 Marcus Camby Freshman & Newcomer

MEMPHIS 6

2002 Dajuan Wagner Freshman

2004 Sean Banks Freshman

2005 Darius Washington Freshman

2006 Shawne Williams Freshman

2008 Derrick Rose Freshman

2009 Tyreke Evans Freshman

KENTUCKY (Coaches - Frosh - AP - Newcomer) 12

2010 DeMarcus Cousins Coaches

2010 John Wall AP

2011 Terrence Jones Coaches / AP

2012 Anthony Davis Coaches / AP

2013 Nerlens Noel Coaches / AP

2014 Julius Randle Coaches / AP

2015 Karl-Anthony Towns Coaches / AP

2017 Malik Monk Coaches / AP

2018 Kevin Knox Coaches

2019 Tyler Herro AP

2019 Keldon Johnson Coaches

2024 Reed Sheppard Coaches

CONFERENCE SIXTH MAN OF THE YEAR 7

UMASS (AIO Did Not Select a Sixth Man of the Year) 2

MEMPHIS 2

2007 Jeremy Hunt

2009 Wesley Witherspoon

KENTUCKY 5

2012 Darius Miller Coaches

2013 Kyle Wiltjer Coaches

2015 Devin Booker Coaches

2023 Antonio Reeves Coaches

2024 Rob Dillingham Coaches

CONFERENCE DEFENSIVE PLAYER OF THE YEAR 9

UMASS (AIO Did Not Select a Defensive POY) 3

MEMPHIS 3

2007 Joey Dorsey

2008 Joey Dorsey

2009 Antonio Anderson

KENTUCKY 6

2010 John Wall Coaches/AP

2012 Anthony Davis Coaches/AP

2016 Tyler Ulis Coaches/AP

2017 Malik Monk AP

2020 Immanuel Quickley Coaches

2022 Oscar Tshiebwe Coaches/AP

ALL-CONFERENCE 80

UMASS 22

1989 Jim McCoy 3rd

1990 Jim McCoy 1st

William Herndon 3rd

1991 Jim McCoy 1st

Harper Williams 3rd

1992 Jim McCoy 1st

Harper Williams 1st

1993 Lou Roe 1st

Harper Williams 1st

Tony Barbee 2nd

1994 Lou Roe 1st

Marcus Camby 3rd

Mike Williams 3rd

1995 Marcus Camby 1st

Lou Roe 1st

Donta Bright 2nd

Derek Kellogg 2nd

1996 Marcus Camby 1st

Donta Bright 1st

Edgar Pailla 2nd

Carmelo Travieso 2nd

Dana Dingle 3rd

MEMPHIS 22

2001 Kelly Wise 1st

2002 Dajuan Wagner 1st

Kelly Wise 1st

2003 Chris Massie 1st

Antonio Burks 3rd

2004 Sean Banks 1st

Antonio Burks 1st

2005 Rodney Carney 2nd

Darius Washington Jr. 3rd

Rodney Carney 1st

Darius Washington Jr. 1st

Shawne Williams 3rd

2007 Joey Dorsey 1st

Chris Douglas-Roberts 1st

Jeremy Hunt 2nd

2008 Chris Douglas-Roberts 1st

Derrick Rose 1st

Joey Dorsey 2nd

Robert Dozier 3rd

2009 Tyreke Evans 1st

Antonio Anderson 2nd

Robert Dozier 2nd

KENTUCKY 36

2010 DeMarcus Cousins 1st Coaches 1st AP

Patrick Patterson 1st Coaches 2nd AP

John Wall 1st Coaches 1st AP

2011 Terrence Jones 1st Coaches 1st AP

Brandon Knight 1st Coaches 2nd AP

2012 Anthony Davis 1st Coaches 1st AP

Michael Kidd-Gilchrist 1st Coaches 1st AP

Terrence Jones 2nd Coaches 2nd AP

Doron Lamb 2nd Coaches

2013 Nerlens Noel 1st Coaches 1st AP

2014 Julius Randle 1st Coaches 1st AP

James Young 2nd Coaches

2015 Willie Cauley-Stein 1st Coaches 1st AP

Karl-Anthony Towns 1st Coaches 1st AP

Aaron Harrison 2nd Coaches 2nd AP

Devin Booker 2nd Coaches

2016 Jamal Murray 1st Coaches 1st AP

Tyler Ulis 1st Coaches 1st AP

2017 De'Aaron Fox 1st Coaches 1st AP

Malik Monk 1st Coaches 1st AP

Bam Adebayo 2nd Coaches 2nd AP

2018 Kevin Knox 1st Coaches

Shai Gilgeous-Alexander 2nd Coaches

2019 PJ Washington 1st Coaches 1st AP

Tyler Herro 2nd Coaches

Keldon Johnson 2nd Coaches

2020 Nick Richards 1st Coaches 1st AP

Immanuel Quickley 1st Coaches 1st AP

2022 Tyrese Maxey 2nd Coaches

Oscar Tshiebwe 1st Coaches 1st AP

TyTy Washington Jr. 2nd Coaches

Sahvir Wheeler 2nd Coaches

2023 Oscar Tshiebwe 1st Coaches 1st AP

Antonio Reeves 1st Coaches 1st AP

2024 Reed Sheppard 2nd Coaches 2nd AP

Rob Dillingham 2nd Coaches

CONFERENCE ALL-DEFENSIVE TEAM 19

UMASS (AIO Did Not Select an All-Defensive Team) 6

MEMPHIS (C-USA Started Team in 2007) 6

2007 Antonio Anderson

Joey Dorsey

2008 Antonio Anderson

Joey Dorsey

2009 Antonio Anderson

Robert Dozier

KENTUCKY 13

2010 Patrick Patterson

2011 DeAndre Liggins

2012 Anthony Davis

Michael Kidd-Gilchrist

2013 Nerlens Noel

2014 Willie Cauley-Stein

2015 Willie Cauley-Stein

2016 Tyler Ulis

2019 Ashton Hagans

2020 Ashton Hagans

Nick Richards

2021 Isaiah Jackson

2022 Oscar Tshiebwe

CONFERENCE ALL-ROOKIE/FRESHMAN TEAM 51

UMASS 7

1990 Tony Barbee

Harper Williams

1992 Lou Roe

1993 Dana Dingle

1994 Marcus Camby

1995 Derek Kellogg

1996 Gary Lumpkin

MEMPHIS 10

2001 Scooter McFadgon

2002 Dajuan Wagner

2003 Rodney Carney

2004 Sean Banks

2005 Joey Dorsey

Darius Washington

2006 Chris Douglas-Roberts

Shawne Williams

2008 Derrick Rose

2009 Tyreke Evans

KENTUCKY 34

2010 Eric Bledsoe

DeMarcus Cousins

John Wall

2011 Brandon Knight

Terrence Jones

Doron Lamb

2012 Anthony Davis

Michael Kidd-Gilchrist

2013 Willie Cauley-Stein

Archie Goodwin

Nerlens Noel

Alex Poythress

2014 Julius Randle

James Young

2015 Devin Booker

Trey Lyles

Karl-Anthony Towns

2016 Tyler Ulis

2016 Jamal Murray

MOST POINTS BY..

CAL'S COLLEGE TEAMS

PTS	TEAM	OPPONENT	(45 gms)	DATE	RESULT
118	Kentucky	Marshall		11/24/23	W, 118-82
117	Kentucky	Alabama		02/24/24	W, 1147-95
115	Kentucky	vs Arizona State (Atlantis)		11/28/16	W, 115-69
112	Memphis	Howard		01/03/01	W, 112/42
111	Kentucky	Arkansas		03/02/24	W, 111-102
111	Kentucky	Tennessee-Martin		11/25/16	W, 111-76
111	Memphis	Jackson State		11/16/06	W, 111-69
111	Memphis	Eastern Kentucky		12/01/01	W, 111-74
110	Kentucky	Auburn		02/21/15	W, 110-75
109	Kentucky	at Vanderbilt		02/06/24	W, 109-77
109	Memphis	Austin Peay		02/22/01	W, 109-68
108	Kentucky	Marist		11/11/11	W, 108-58
108	Memphis	Lamar		01/03/09	W, 108-75
108	Memphis	Lamar		11/28/05	W, 108-83
107	Kentucky	Tennessee		01/15/22	W, 107-79
107	Kentucky	UIC		11/26/17	W, 107-73
106	Kentucky	South Carolina State		11/17/22	W, 106-63
106	UMass	vs Rutgers (A-10)		03/08/92	W, 106-94
105	Kentucky	Georgia		01/20/24	W, 105-96
105	Kentucky	Texas-Arlington		11/19/13	W, 105-76
105	Memphis	at Tulane		02/18/06	W, 105-65
105	UMass	Rutgers		01/28/89	W, 105-89
104	Kentucky	Long Island		11/23/12	W, 104-75
104	Kentucky	Hartford		12/29/09	W, 104-61
104	Memphis	Austin Peay		11/21/07	W, 104-82
104	UMass	vs Arkansas (Tipoff Classic)		11/25/94	W, 104-80
104	UMass	St. Bonaventure		02/22/92	W, 104-67
103	Kentucky	vs. North Carolina (Brooklyn)		12/17/16	W, 103-100
103	Memphis	Tulane		02/12/05	W, 103-71
103	UMass	at Dugesne		11/25/64	W, 103-53
102	Kentucky	vs Indiana (NCAA)		03/23/12	W, 102-90
102	Kentucky	Sam Houston		11/19/09	W, 102-92
102	Memphis	Siena		01/03/08	W, 102-58
102	Memphis	Tennessee-Martin		11/05/07	W, 102-71
102	Memphis	Savannah State		11/11/04	W, 102-40
102	Memphis	UAB		01/23/02	W, 102-81
101	Kentucky	Stonehill		11/17/23	W, 101-67
101	Kentucky	Clevelnad State		11/23/16	W, 101-70
101	Kentucky	Lafayette		11/16/12	W, 101-49
101	Kentucky	Arkansas		01/23/10	W, 101-70
100	Kentucky	Robert Morris		11/12/21	W, 100-60
100	Kentucky	Texas A&M		01/03/17	W, 100-58
100	Kentucky	vs ETSU (NCAA)		03/18/10	W, 100-71
100	Memphis	Marist		12/02/08	W, 100-61
100	Memphis	at South Florida		02/07/01	W, 100-89

CAL'S COLLEGE OPPONENTS

PTS	TEAM	OPPONENT	(12 gms)	DATE	RESULT
118	Kentucky	vs Duke		11/06/18	L, 84-118
109	UMass	at Penn State		01/05/89	L, 79-109
105	UMass	at Duquesne		02/18/89	L, 74-105
104	UMass	at UConn		01/30/89	L, 75-104
103	Kentucky	Tennessee		02/03/24	L, 92-103
103	UMass	at Rutgers		02/24/91	L, 96-103
103	UMass	at George Washington		01/21/89	L, 77-103
102	Kentucky	Arkansas		03/02/24	W, 111-102
102	Memphis	vs Missouri		03/26/09	L, 91-102
101	UMass	at George Washington		02/15/90	L, 95-101
100	Kentucky	vs North Carolina		12/17/16	W, 103-100
100	UMass	at Rhode Island		02/09/89	L, 76-100

FEWEST POINTS BY....

CAL'S COLLEGE TEAMS

PTS	TEAM	OPPONENT	DATE	RESULT
44	Memphis	Louisville	02/26/05	L, 44-53
44	UMass	at Temple	01/09/93	L, 44-52
45	Memphis	vs UCLA	03/25/06	L, 45-50
46	Memphis	at UAB	02/08/02	L, 46-64
48	Kentucky	vs Vanderbilt	03/15/13	L, 48-64
50	Kentucky	at Notre Dame	11/29/12	L, 50-64
50	UMass	at Maryland	12/02/95	W, 50-47

CAL'S COLLEGE OPPONENTS

PTS	TEAM	OPPONENT	DATE	RESULT
28	Kentucky	Montana State	11/23/14	W, 86-28
35	UMass	at Temple	01/01/96	W, 59-35
37	Kentucky	Missouri	01/13/15	W, 86-37
37	Memphis	Tulsa	02/11/09	W, 63-37
38	Kentucky	Providence	11/30/14	W, 58-38
39	Kentucky	vs West Virginia	03/26/15	W, 78-39
39	Memphis	Tulsa	03/14/09	W, 64-39

ARKANSAS PLAYER GAME HIGHS • CAL ERA:

MOST POINTS:

17	Boogie Fland vs Lipscomb 11/06/24
15	Johnell Davis vs Lipscomb 11/06/24
12	Zvonimir Ivisic vs Lipscomb 11/06/24
Season Opener:	17, Boogie Fland vs Lipscomb 11/06/24
SEC Opener:	
SEC Game:	
SEC Tourney:	
NCAA Tourney:	
Bud Walton:	17, Boogie Fland vs Lipscomb 11/06/24
Road Game:	
Neutral Site:	
Ranked Opp:	
Freshman:	17, Boogie Fland vs Lipscomb 11/06/24
Sophomore:	12, Zvonimir Ivisic vs Lipscomb 11/06/24
Junior:	8, Adou Thiero vs Lipscomb 11/06/24
Senior:	2, Jonas Aidoo vs Lipscomb 11/06/24
5th-Yr SR/Grad:	15 Johnell Davis vs Lipscomb 11/06/24

MOST POINTS IN AN SEC GAME:

MOST POINTS IN A HALF:

12	Zvonimir Ivisic (2nd) vs Lipscomb 11/06/24
----	--

MOST POINTS OFF THE BENCH:

6	Trevon Brazile vs Lipscomb 11/06/24
---	-------------------------------------

MOST FIELD GOALS MADE:

7	Boogie Fland vs Lipscomb 11/06/24
7	Johnell Davis vs Lipscomb 11/06/24

BEST FIELD GOAL PERCENTAGE:

MIN 10 FGA	.583 (7-12)	Johnell Davis vs Lipscomb 11/06/24
15 PLUS FGA	.339 (7-18)	Boogie Fland vs Lipscomb 11/06/24

MOST 3-POINTERS MADE:

1	By 4 Players vs Lipscomb 11/06/24
---	-----------------------------------

BEST 3-POINT PERCENTAGE:

MIN 5 3PTA	--	
10 PLUS 3PTA	.125 (1-8)	Boogie Fland vs Lipscomb 11/06/24

MOST FREE THROWS MADE:

2	Boogie Fland vs Lipscomb 11/06/24
---	-----------------------------------

BEST FREE THROW PERCENTAGE:

MIN 10 FTA	--	
15 PLUS FTA	--	

MOST REBOUNDS:

8	Trevon Brazile vs Lipscomb 11/06/24
Season Opener:	8, Trevon Brazile vs Lipscomb 11/06/24
SEC Opener:	
SEC Game:	
SEC Tourney:	
NCAA Tourney:	
Bud Walton:	8, Trevon Brzile vs Lipscomb 11/06/24
Road Game:	
Neutral Site:	
Ranked Opp:	
Freshman:	3, Boogie Fland vs Lipscomb 11/06/24
Sophomore:	3, Zvonimir Ivisic vs Lipscomb 11/06/24
Junior:	8, Trevon Brazile vs Lipscomb 11/06/24
Senior:	3, Jonas Aidoo vs Lipscomb 11/06/24
5th-Yr SR/Grad:	6, Johnell Davis vs Lipscomb 11/06/24

MOST OFFENSIVE REBOUNDS:

1	By 6 Players vs Lipscomb 11/06/24
---	-----------------------------------

MOST DEFENSIVE REBOUNDS:

7	Trevon Brazile vs Lipscomb 11/06/24
5	Johnell Davis vs Lipscomb 11/06/24

MOST ASSISTS:

3	Boogie Fland vs Lipscomb 11/06/24
Season Opener:	3, Boogie Fland vs Lipscomb 11/06/24
SEC Opener:	
SEC Game:	
SEC Tourney:	
NCAA Tourney:	
Bud Walton:	3, Boogie Fland vs Lipscomb 11/06/24
Road Game:	
Neutral Site:	
Ranked Opp:	
Freshman:	3, Boogie Fland vs Lipscomb 11/06/24
Sophomore:	2, D.J. Wagner vs Lipscomb 11/06/24
Junior:	1, 2x
Senior:	-
5th-Yr SR/Grad:	1, Johnell Davis vs Lipscomb 11/06/24

MOST POINTS-REBOUNDS-ASSISTS:

23	(17-3-3)	Boogie Fland vs Lipscomb 11/06/24
----	----------	-----------------------------------

MOST STEALS:

3	Adou Thiero vs Lipscomb 11/06/24
Season Opener:	3, Adou Thiero vs Lipscomb 11/06/24
SEC Opener:	
SEC Game:	
SEC Tourney:	
NCAA Tourney:	
Bud Walton:	3, Adou Thiero vs Lipscomb 11/06/24
Road Game:	
Neutral Site:	
Ranked Opp:	
Freshman:	1, 3X
Sophomore:	1, 2x
Junior:	3, Adou Thiero vs Lipscomb 11/06/24
Senior:	-
5th-Yr SR/Grad:	1, Johnell Davis vs Lipscomb 11/06/24

MOST BLOCKED SHOTS:

3	Zvonimir Ivisic vs Lipscomb 11/06/24
Season Opener:	3, Zvonimir Ivisic vs Lipscomb 11/06/24
SEC Opener:	
SEC Game:	
SEC Tourney:	
NCAA Tourney:	
Bud Walton:	3, Zvonimir Ivisic vs Lipscomb 11/06/24
Road Game:	
Neutral Site:	
Ranked Opp:	
Freshman:	1, Billy Richmond III vs Lipscomb 11/06/24
Sophomore:	3, Zvonimir Ivisic vs Lipscomb 11/06/24
Junior:	-
Senior:	-
5th-Yr SR/Grad:	1, Johnell Davis vs Lipscomb 11/06/24

MOST MINUTES:

36:15	Johnell Davis vs Lipscomb 11/06/24
35:54	Boogie Fland vs Lipscomb 11/06/24
Season Opener:	36:15, Johnell Davis vs Lipscomb 11/06/24
SEC Opener:	
SEC Game:	
SEC Tourney:	
NCAA Tourney:	
Bud Walton:	36:15, Johnell Davis vs Lipscomb 11/06/24
Road Game:	
Neutral Site:	
Ranked Opp:	
Freshman:	35:54, Boogie Fland vs Lipscomb 11/06/24
Sophomore:	31:43, D.J. Wagner vs Lipscomb 11/06/24
Junior:	22:23, Trevon Brazile vs Lipscomb 11/06/24
Senior:	6:51, Jonas Aidoo vs Lipscomb 11/06/24
5th-Yr SR/Grad:	36:15, Johnell Davis vs Lipscomb 11/06/24

ARKANSAS TEAM HIGHS/LOWS • CAL ERA:

MOST POINTS:		
76	vs Lipscomb 11/06/24	W, 76-60

FEWEST POINTS:		
--		

LARGEST MARGIN OF VICTORY:		
16	vs Lipscomb 11/06/24	W, 76-60

SEC - LARGEST MARGIN OF VICTORY:		

LARGEST MARGIN OF VICTORY @ BWA:		
16	vs Lipscomb 11/06/24	W, 76-60

SEC - LARGEST MARGIN OF VICTORY @ BWA:		

LARGEST MARGIN IN ROAD VICTORY:		

SEC - LARGEST MARGIN IN ROAD VICTORY:		

LARGEST MARGIN OF VICTORY SEC TOURNEY:		

LARGEST MARGIN OF VICTORY NCAA TOURNEY:		

LARGEST MARGIN OF DEFEAT:		
--		

SEC - LARGEST MARGIN OF DEFEAT:		

SEC - LARGEST MARGIN OF DEFEAT:		

LARGEST MARGIN OF DEFEAT @ BWA:		

SEC - LARGEST MARGIN OF DEFEAT @ BWA:		

LARGEST MARGIN IN ROAD DEFEAT:		

SEC - LARGEST MARGIN IN ROAD DEFEAT:		

LARGEST MARGIN OF VICTORY SEC DEFEAT:		

LARGEST MARGIN OF VICTORY NCAA DEFEAT		

MOST FIELD GOALS MADE:		
34	(34-63)	vs Lipscomb 11/06/24

MOST FIELD GOALS ATTEMPTED:		
63	(34-63)	vs Lipscomb 11/06/24

BEST FIELD GOAL PERCENTAGE:		
MIN 30 FGA	--	
50-PLUS FGA	.540 (34-63)	vs Lipscomb 11/06/24

FEWEST FIELD GOALS MADE:		
--		

FEWEST FIELD GOALS ATTEMPTED:		
--		

WORST FIELD GOAL PERCENTAGE:		
--		

MOST 3-POINTERS MADE:		
--		

MOST 3-POINTERS ATTEMPTED:		
19	(4-19)	vs Lipscomb 11/06/24

BEST 3-POINT PERCENTAGE:		
MIN 5 3PTA		
10-PLUS 3PTA		

FEWEST 3-POINTERS MADE:		
4	(4-19)	vs Lipscomb 11/06/24

FEWEST 3-POINTERS ATTEMPTED:		
--		

WORST 3-POINT PERCENTAGE:		
.211	(4-19)	vs Lipscomb 11/06/24

MOST FREE THROWS MADE:		
--		

MOST FREE THROWS ATTEMPTED:		
--		

BEST FREE THROW PERCENTAGE:		
MIN 10 FTA	--	
20-PLUS FTA		

FEWEST FREE THROWS MADE:		
4	(4-7)	vs Lipscomb 11/06/24

FEWEST FREE THROWS ATTEMPTED:		
7	(4-7)	vs Lipscomb 11/06/24

WORST FREE THROW PERCENTAGE:		
.571	(4-7)	vs Lipscomb 11/06/24

MOST REBOUNDS:		
35		vs Lipscomb 11/06/24

MOST OFFENSIVE REBOUNDS:		
-		

MOST DEFENSIVE REBOUNDS:		
29		vs Lipscomb 11/06/24

FEWEST REBOUNDS:		
--		

FEWEST OFFENSIVE REBOUNDS:		
6		vs Lipscomb 11/06/24

FEWEST DEFENSIVE REBOUNDS:		
--		

MOST ASSISTS:		
10		vs Lipscomb 11/06/24

FEWEST ASSISTS:		
--		

MOST STEALS:		
11		vs Lipscomb 11/06/24

FEWEST STEALS:		
--		

MOST BLOCKED SHOTS:		
5		vs Lipscomb 11/06/24

FEWEST BLOCKED SHOTS:		
--		

MOST TURNOVERS:		

FEWEST TURNOVERS:		
12		vs Lipscomb 11/06/24

OPPONENT PLAYER GAME HIGHS • CAL ERA:

POINTS	16	Jacob Ognacevic vs Lipscomb 11/06/24
FIELD GOALS	5	Jacob Ognacevic vs Lipscomb 11/06/24
FG ATT	12	3x
3-POINTERS	3	Will Pruitt vs Lipscomb 11/06/24
3PT ATT	6	2x
FREE THROWS	5	Jacob Ognacevic vs Lipscomb 11/06/24
FT ATT	6	Jacob Ognacevic vs Lipscomb 11/06/24
REBOUNDS	8	Will Pruitt vs Lipscomb 11/06/24
OFF REB	1	5x
DEF REB	7	Will Pruitt vs Lipscomb 11/06/24
ASSISTS	3	Joe Anderson vs Lipscomb 11/06/24
TURNOVERS	4	Jacob Ognacevic vs Lipscomb 11/06/24
BLK SHOTS	1	Will Pruitt vs Lipscomb 11/06/24
STEALS	3	Joe Anderson vs Lipscomb 11/06/24

OPPONENT TEAM HIGHS/LOWS • CAL ERA:

MOST POINTS: --

FEWEST POINTS: 60 vs Lipscomb 11/06/24

MOST FIELD GOALS MADE: --

MOST FIELD GOALS ATTEMPTED: 58 (22-58) vs Lipscomb 11/06/24

BEST FIELD GOAL PERCENTAGE: MIN 30 FGA --
50-PLUS FGA --

FEWEST FIELD GOALS MADE: 22 (22-58) vs Lipscomb 11/06/24

FEWEST FIELD GOALS ATTEMPTED: --

WORST FIELD GOAL PERCENTAGE: .379 (22-58) vs Lipscomb 11/06/24

MOST 3-POINTERS MADE: 9 (9-27) vs Lipscomb 11/06/24

MOST 3-POINTERS ATTEMPTED: 27 (9-27) vs Lipscomb 11/06/24

BEST 3-POINT PERCENTAGE: MIN 5 3PTA
10-PLUS 3PTA .333 (9-27) vs Lipscomb 11/06/24

FEWEST 3-POINTERS MADE: --

FEWEST 3-POINTERS ATTEMPTED: --

WORST 3-POINT PERCENTAGE:

MOST FREE THROWS MADE: --

MOST FREE THROWS ATTEMPTED: --

BEST FREE THROW PERCENTAGE: MIN 10 FTA
20-PLUS FTA

FEWEST FREE THROWS MADE: 7 (7-9) vs Lipscomb 11/06/24

FEWEST FREE THROWS ATTEMPTED: 9 (7-9) vs Lipscomb 11/06/24

WORST FREE THROW PERCENTAGE: --

MOST REBOUNDS: --

MOST OFFENSIVE REBOUNDS: --

MOST DEFENSIVE REBOUNDS: --

FEWEST REBOUNDS: 29 vs Lipscomb 11/06/24

FEWEST OFFENSIVE REBOUNDS: 5 vs Lipscomb 11/06/24

FEWEST DEFENSIVE REBOUNDS: 24 vs Lipscomb 11/06/24

MOST ASSISTS: --

FEWEST ASSISTS: 8 vs Lipscomb 11/06/24

MOST STEALS: 8 vs Lipscomb 11/06/24

FEWEST STEALS: --

MOST BLOCKED SHOTS: --

FEWEST BLOCKED SHOTS: 1 vs Lipscomb 11/06/24

MOST TURNOVERS: 19 vs Lipscomb 11/06/24

FEWEST TURNOVERS: --

1 JOHNELL DAVIS

6-4, 205, G, Grad. Sr. // Gary, Ind. // 21st Century Charter HS // Florida Atlantic

@KOBNelly

@kobnelly

- First Name is Pronounced: john-ELL ... Known as "Nelly"
- Graduated from FAU in the summer of 2024 with a degree in Business ... Is pursuing a second undergraduate degree in Arts & Sciences at Arkansas
- Son of John and Lucrecia Davis ... Older siblings: Sister Jaunesia ... Brothers Jonathan and Jeffrey.

- 2024 NABC All-District 24 first team // • 2024 AAC co-Player of the Year // • 2024 All-AAC first team // • 2023 NABC All-District 17 first team // • 2023 Conference USA Sixth Player of the Year // • 2023 All-C-USA first team // • 2023 C-USA All-Tournament Team

2024-25 HIGHLIGHTS

- vs LIP: 2nd on the team with 15 points and 2nd in six rebounds

PRESEASON HONORS

- 1 of 20 on NABC Division I Player of the Year List
- 1 of 50 on Naismith Trophy Player of the Year List
- 1 of 20 on Jerry West Shooting Guard of the Year List
- All-America (3rd Team) - CBS Sports
- All-America (3rd Team) - Sports Illustrated
- All-America (3rd Team) - Fox Sports
- All-America (votes) - AP *
- All-American (votes) by The Athletic
- All-SEC (2nd Team) - SEC Media
- All-SEC (2nd Team) - SEC Coaches
- All-SEC (2nd Team) - USA TODAY Network
- #1 overall transfer - On3
- #1 "Impact Transfer" by Field of 68
- #2 overall transfer - NCAA.com
- #2 overall transfer - CBS Sports
- 1 of 30 "Impact Transfers" - College Hoops Today
- #22 on Top 100 Players for '24-25 - ESPN
- #49 on Top 100 Players for '24-25 - CBS Sports

* - AP only lists 1st team and those who received votes



DOUBLE-DOUBLES (6)

JUNIOR (at FAU) (3)			
11/14/22 • at Florida	19 pts	10 reb	
12/17/22 • FIU	13 pts	10 reb	
03/19/23 • vs Fairleigh-Dickinson	29 pts	12 reb	

SENIOR (at FAU) (3)			
11/18/23 • BYRANT	17 pts	12 reb	
12/02/23 • COLL OF CHARLESTON	24 pts	10 reb	
02/08/24 • at UAB	17 pts	11 reb	

DAVIS' PERSONAL BESTS

POINTS			
Season: 15	vs Lipscomb (11/06/24)		
Career: 35	vs Arizona (12/03/23)		
SEC:			
FG MADE			
Season: 7	vs Lipscomb (11/06/24)		
Career: 15	vs Arizona (12/03/23)		
SEC:			
FG ATTEMPTED			
Season: 12	vs Lipscomb (11/06/24)		
Career: 27	vs Arizona (12/03/23)		
SEC:			
3-POINT FG MADE			
Season: 1	vs Lipscomb (11/06/24)		
Career: 6 (2x)	LAST vs North Texas (01/28/24)		
SEC:			
3-PT FG ATTEMPTS			
Season: 4	vs Lipscomb (11/06/24)		
Career: 9 (3x)	LAST vs North Texas (01/28/24)		
SEC:			
FT MADE			
Season: --			
Career: 10	vs UAB (01/05/23)		
SEC:			
FT ATTEMPTED			
Season: --			
Career: 11	vs UAB (01/05/23)		
SEC:			
REBOUNDS			
Season: 6	vs Lipscomb (11/06/24)		
Career: 12 (2x)	LAST vs Bryant (11/19/23)		
SEC:			
ASSISTS			
Season: 2	vs Lipscomb (11/06/24)		
Career: 8	vs Tulane (01/11/24)		
SEC:			
STEALS			
Season: 1	vs Lipscomb (11/06/24)		
Career: 5	vs Fairleigh Dickinson (03/19/23)		
SEC:			
BLOCKED SHOTS			
Season: 1	vs Lipscomb (11/06/24)		
Career: 2 (2x)	LAST vs La. Tech (02/03/22)		
SEC:			
MINUTES			
Season: 36:15	vs Lipscomb (11/06/24)		
Career: 48:32	vs Arizona (12/23/23)		
SEC:			

JOHNELL DAVIS 2024-25 GAME STATS

Opponent	Date	GS	Min	FG	FGA	Pct	3FG	3A	Pct	FT	FTA	Pct	O	D	Tot	Avg	PF	FO	A	TO	Blk	Stl	Pts	Avg
LIPSCOMB	11/06/24	*	36	7	12	.583	1	4	.250	0	0	.000	1	5	6	6.0	0	0	1	2	1	1	15	15.0
Totals		1	36	7	12	.583	1	4	.250	0	0	.000	1	5	6	6.0	0	0	1	2	1	1	15	15.0

JOHNELL DAVIS CAREER STATISTICS

Year	GP	GS	Min	Avg	FG	FGA	Pct	3FG	3FGA	Pct	FT	FTA	Pct	Off	Def	Tot	Avg	PF	FO	Ast	TO	Blk	Stl	Pts	Avg
2020-21 (FAU)	23	0	224	9.7	29	61	.475	6	26	.231	10	13	.769	25	39	64	2.8	27	0	24	17	4	13	74	3.2
2021-22 (FAU)	34	3	646	19.0	81	175	.463	23	69	.333	45	56	.804	37	106	143	4.2	70	0	34	44	7	37	230	6.8
2022-23 (FAU)	37	16	962	26.0	176	362	.486	45	126	.357	112	131	.855	43	158	201	5.4	66	1	61	68	5	56	509	13.8
2023-24 (FAU)	34	34	1098	32.3	214	443	.483	58	140	.414	132	154	.857	47	166	213	6.3	96	1	100	97	7	49	618	18.2
2024-25 (ARK)	1	1	36	36.0	7	12	.583	1	4	.250	0	0	.000	1	5	6	6.0	0	0	1	2	1	1	15	15.0
TOTAL	129	54	2966	23.0	507	1053	.481	133	365	.364	299	354	.845	153	474	627	4.9	259	2	220	228	24	156	1446	11.2

2 BOOGIE FLAND

6-2, 185, G, Fr. || Bronx, N.Y. | Archbishop Stepinac HS



- First name is **Johnuel** (pronounced **JOHN-well**) but has been called "Boogie" since he was six as he was always dancing ... Major: Arts & Sciences
- Son of Johnuel Fland and Shakima Smith.
- Has three younger siblings, Brother, RJ Archer, and Sisters Aly Fland and Riley Archer.

• **HIGH SCHOOL:** 2024 McDonald's All-American || • 2024 Jordan Brand Classic || • 2024 USA Basketball Nike Hoop Summit selection || • Voted Mr. New York Basketball by BCANY (Basketball Coaches Association of New York) || • Named the 2024 New York MaxPreps High School Boys Basketball Player of the Year and the New York Sports Writers Association AAA Player of the Year.

^ 5 Star by Rivals (#10 national), ESPN (#15 national) and 247 Composite (#19 national)

^ Consensusly rated either the #1 or #2 point/combo guard in the 2024 class.

• **TEAM USA:** 2024 USA Basketball Men's Junior National Select Team || • 2023 Men's Junior National Team October minicamp || • 2023 Men's Junior National Team April minicamp || **Played for 2022 USA Basketball U17 National Team and helped team to a gold medal at the 2022 FIBA U17 World Cup** || 2021 Men's U16 National Team training camp || 2021 Men's Junior National Team May minicamp.

PRESEASON HONORS

- 1 of 20 on Jerry West Shooting Guard of the Year Watch List
- #8 "Impact Freshman" by Field of 68

2024-25 HIGHLIGHTS

- **LIP:** In his collegiate debut, led the Hogs in scoring with 17 whiile adding a team-best three assists.



BOOGIE FLAND 2024-25 GAME STATS

Opponent	Date	GS	Min	FG	FGA	Pct	3FG	3A	Pct	FT	FTA	Pct	O	D	Tot	Avg	PF	FO	A	TO	Blk	Stl	Pts	Avg
LIPSCOMB	11/06/24	*	36	7	18	.389	1	8	.125	2	2	1.000	0	3	3	3.0	0	0	3	1	0	1	17	17.0
Totals		1	36	7	18	.389	1	8	.125	2	2	1.000	0	3	3	3.0	0	0	3	1	0	1	17	17.0

FLAND'S PERSONAL BESTS

POINTS	Career: 17	vs Lipscomb (11/06/24)
SEC:		
FG MADE	Career: 7	vs Lipscomb (11/06/24)
SEC:		
FG ATTEMPTED	Career: 18	vs Lipscomb (11/06/24)
SEC:		
3-POINT FG MADE	Career: 1	vs Lipscomb (11/06/24)
SEC:		
3-PT FG ATTEMPTS	Career: 8	vs Lipscomb (11/06/24)
SEC:		
FT MADE	Career: 2	vs Lipscomb (11/06/24)
SEC:		
FT ATTEMPTED	Career: 2	vs Lipscomb (11/06/24)
SEC:		
REBOUNDS	Career: 3	vs Lipscomb (11/06/24)
SEC:		
ASSISTS	Career: 3	vs Lipscomb (11/06/24)
SEC:		
STEALS	Career: 1	vs Lipscomb (11/06/24)
SEC:		
BLOCKED SHOTS	Career: --	
SEC:		
MINUTES	Career: 35:54	vs Lipscomb (11/06/24)
SEC:		



BOOGIE FLAND CAREER STATISTICS

Year	GP	GS	Min	Avg	FG	FGA	Pct	3FG	3FGA	Pct	FT	FTA	Pct	Off	Def	Tot	Avg	PF	FO	Ast	TO	Blk	Stl	Pts	Avg
2024-25 (ARK)	1	1	36	36.0	7	18	.389	1	8	.125	2	2	1.000	0	3	3	3.0	0	0	3	1	0	1	17	17.0

3

ADOU THIERO

6-8, 220, F, Jr. || Pittsburgh, Pa. || Quaker Valley HS || Kentucky

 @Adou_Thiero
 @adou_thiero

• Name is Pronounced: uh-DEW thEErow (like Hero) ... Major: Communications ... Son of Almamy Thiero and Mariam Sy, both natives of Mali ... Has three sisters, Oumou, Yassa, Nudiya ... Chose No. 3 because it was the same number his father wore ... His father played for Coach Calipari at Memphis (2002-06) ... His mother was a star at NAIA Oklahoma City University before being drafted No. 33 overall in the 2006 WNBA Draft by the Washington Mystics.

PRESEASON HONORS

• #70 player - CBS Sports transfer rankings

2024-25 HIGHLIGHTS

• LIP: Tied his career high with three steals

2024-25 DUNK METER

002



DOUBLE-DOUBLES (1)
SOPHOMORE (at Kentucky) (1)
11/14/23 • vs Kansas 16 pts 13 rebs

THIERO'S PERSONAL BESTS

POINTS	
Season: 8	vs Lipscomb (11/06/24)
Career: 16	vs Kansas (11/14/23)
SEC: 14	at Auburn (02/17/24)
FG MADE	
Season: 4	vs Lipscomb (11/06/24)
Career: 6	vs Gonzaga (02/10/24)
SEC: 5 (2x)	LAST at Miss State (02/27/24)
FG ATTEMPTED	
Season: 6	vs Lipscomb (11/06/24)
Career: 11	vs Gonzaga (02/10/24)
SEC: 9 (2x)	LAST at Miss State (02/27/24)
3-POINT FG MADE	
Season: --	
Career: 1 (10x)	LAST at Miss State (02/27/24)
SEC: 1 (6x)	LAST at Miss State (02/27/24)
3-PT FG ATTEMPTS	
Season: 1	vs Lipscomb (11/06/24)
Career: 4	LAST at Miss State (02/27/24)
SEC: 4	LAST at Miss State (02/27/24)
FT MADE	
Season: --	
Career: 7	vs Tennessee (02/03/24)
SEC: 7	vs Tennessee (02/03/24)
FT ATTEMPTED	
Season: 2	vs Lipscomb (11/06/24)
Career: 8	vs Tennessee (02/03/24)
SEC: 8	vs Tennessee (02/03/24)
REBOUNDS	
Season: 4	vs Lipscomb (11/06/24)
Career: 13	vs Kansas (11/14/23)
SEC: 9	at LSU (02/21/24)
ASSISTS	
Season: 1	vs Lipscomb (11/06/24)
Career: 3 (3x)	LAST vs Arkansas (03/02/24)
SEC: 3 (3x)	LAST vs Arkansas (03/02/24)
STEALS	
Season: 3	vs Lipscomb (11/06/24)
Career: 3 (2x)	LAST vs Lipscomb (11/06/24)
SEC: 2 (3x)	LAST at Miss State (02/27/24)
BLOCKED SHOTS	
Season: --	
Career: 4 (2x)	LAST at LSU (02/21/24)
SEC: 4 (2x)	at LSU (02/21/24)
MINUTES	
Season: 19:27	vs Lipscomb (11/06/24)
Career: 32:36	at Auburn (02/17/24)
SEC: 32:36	at Auburn (02/17/24)

ADOU THIERO 2024-25 GAME STATS

Opponent	Date	GS	Min	FG	FGA	Pct	3FG	3A	Pct	FT	FTA	Pct	O	D	Tot	Avg	PF	FO	A	TO	Blk	Stl	Pts	Avg
LIPSCOMB	11/06/24	*	19	4	6	.667	0	1	.000	0	2	.000	1	3	4	4.0	3	0	1	0	0	3	8	8.0
Totals		1	19	4	6	.667	0	1	.000	0	2	.000	1	3	4	4.0	3	0	1	0	0	3	8	8.0

ADOU THIERO CAREER STATISTICS

Year	GP	GS	Min	Avg	FG	FGA	Pct	3FG	3FGA	Pct	FT	FTA	Pct	Off	Def	Tot	Avg	PF	FO	Ast	TO	Blk	Stl	Pts	Avg
2022-23 (UK)	20	0	190	9.5	10	29	.345	3	9	.333	23	33	.697	16	21	37	1.9	26	0	8	13	6	9	46	2.3
2023-24 (UK)	25	19	536	21.4	65	132	.492	7	22	.318	44	55	.800	38	86	124	5.0	52	0	28	17	27	17	181	7.2
2024-25 (ARK)	1	1	19	19.0	4	6	.667	0	1	.000	0	2	.000	1	3	4	4.0	3	0	1	0	0	3	8	8.0
TOTAL	46	20	745	16.2	79	167	.473	10	32	.313	67	90	.744	55	110	165	3.6	81	0	37	30	33	29	235	5.1

4 TREVON BRAZILE

6-10, 230, F, Jr. // Springfield, Mo. // Kickapoo HS // Missouri

@trevonbrazile2
@thetrevonbrazile

- Name is Pronounced: Trev-In "Brazil" ... Major: Communications
- The son of Phillip Brazile and Melissa Baldwin
- Siblings: Phillip Brazile II, Brittany Brazile, Reece Winn, Tamia Brazile, Mariah Fuller, Prince Fuller.

- Only played nine games in 2022-23 before suffering a season-ending knee injury to redshirt
- PARTICIPATED IN THE 2024 NBA DRAFT COMBINE

2024-25 HIGHLIGHTS

- LIP: Led the team with eight rebounds ... Added two steals

CAREER DOUBLE-DOUBLES (6)					
SOPHOMORE (at ARK) (2)					
11/07/22 • NORTH DAKOTA STATE	21 pts	12 reb			
11/16/22 • SOUTH DAKOTA STATE	13 pts	10 reb			
R-SOPHOMORE (at ARK) (4)					
11/22/23 • vs Stanford	# 14 pts	17 reb			
11/23/23 • vs Memphis	# 13 pts	10 reb			
11/29/23 • DUKE	19 pts	11 reb			
03/13/24 • vs Vanderbilt (SEC)	13 pts	12 reb			
# • back-to-back games					



BRAZILE'S PERSONAL BESTS

POINTS	
Season:	
Career: 23	vs San Jose State (12/03/22)
SEC: 11 (2x)	LAST vs Auburn (01/06/24)
FG MADE	
Season:	
Career: 8	vs San Jose State (12/03/22)
SEC: 6	at Alabama (01/09/24)
FG ATTEMPTED	
Season:	
Career: 14 (2x)	LAST vs San Diego St (11/23/22)
SEC: 12	at Alabama (01/09/24)
3-POINT FG MADE	
Season:	
Career: 4	vs Duke (11/29/23)
SEC: 1 (9x)	LAST vs Vanderbilt (02/27/24)
3-PT FG ATTEMPTS	
Season:	
Career: 8	vs San Diego State (11/23/22)
SEC: 5	vs Auburn (01/06/24)
FT MADE	
Season:	
Career: 6 (3x)	LAST vs Texas A&M (01/16/24)
SEC: 6	vs Texas A&M (01/16/24)
FT ATTEMPTED	
Season:	
Career: 8 (2x)	LAST vs Texas A&M (01/16/24)
SEC: 8	vs Texas A&M (01/16/24)
REBOUNDS	
Season:	
Career: 17	vs Stanford (11/22/23)
SEC: 10	vs Georgia (03/05/22)
ASSISTS	
Season:	
Career: 3	vs Alabama (01/08/22)
SEC: 3	vs Alabama (01/08/22)
STEALS	
Season:	
Career: 2 (8x)	LAST vs Oklahoma (12/09/23)
SEC: 2	vs Texas A&M (01/15/22)
BLOCKED SHOTS	
Season:	
Career: 6	vs Illinois (12/22/21)
SEC: 4 (2x)	LAST vs Georgia (03/05/22)
MINUTES	
Season:	
Career: 45:52	vs Stanford (11/22/23)
SEC: 34:20	vs Texas A&M (01/16/24)

TREVON BRAZILE 2024-25 GAME STATS																	
Opponent	Date	GS	Min	FG	FGA	Pct	3FG	3A	Pct	FT	FTA	Pct	O	D	Tot	Avg	Pts
LIPSCOMB	11/06/24		23	3	5	.600	0	0	.000	0	0	.000	1	7	8	8.0	6
Totals		0	23	3	5	.600	0	0	.000	0	0	.000	1	7	8	8.0	6

TREVON BRAZILE CAREER STATISTICS																						
Year	GP	GS	Min	Avg	FG	FGA	Pct	3FG	3FGA	Pct	FT	FTA	Pct	Off	Def	Tot	Avg	PF	FO	Ast	TO	Pts
2021-22 (MIZZOU)	24	22	507	21.1	57	105	.543	10	31	.323	27	46	.587	28	92	120	5.0	30	0	18	27	6.3
2022-23 (ARK) *	9	0	243	27.0	37	77	.481	11	29	.379	21	31	.677	9	45	54	6.0	23	1	9	20	11.8
2023-24 (ARK)	26	23	665	25.6	79	162	.488	24	68	.353	41	59	.695	44	109	153	5.9	61	3	12	39	8.6
2024-25 (ARK)	1	0	23	23.0	3	5	.600	0	0	.000	0	0	.000	1	7	8	8.0	2	0	1	1	6
TOTAL	60	45	1438	24.0	176	349	.504	45	128	.352	89	136	.654	82	253	335	5.6	116	4	40	87	8.1

* - Received a medical redshirt

6-0, 185, G, Fr. || Minneapolis, Minn. || Park Center Senior HS

 [@jiggycash11](https://www.instagram.com/jiggycash11)

- ## 2024-25 HIGHLIGHTS

[illegible]

POINTS	
Career:	
SEC:	
FG MADE	
Career:	
SEC:	
FG ATTEMPTED	
Career:	
SEC:	
3-POINT FG MADE	
Career:	
SEC:	
3-PT FG ATTEMPTS	
Career:	
SEC:	
FT MADE	
Career:	
SEC:	
FT ATTEMPTED	
Career:	
SEC:	
REBOUNDS	
Career:	
SEC:	
ASSISTS	
Career:	
SEC:	
STEALS	
Career:	
SEC:	
BLOCKED SHOTS	
Career:	
SEC:	
MINUTES	
Career:	
SEC:	



JONAS AIDOO

6-11, 240, F, Grad Sr. // Durham, N.C. // Liberty Heights Athletic Institute // Tennessee

@Jonasaidoo

@jonasaidoo

- Last is pronounced AY-doo
- Graduated from Tennessee in August 2024 (B.S. in Journalism & Electronic Media) ... Is pursuing a second undergraduate degree in Arts & Sciences from Arkansas.
- The son of Regina Parker-Aidoo and Tony Aidoo ... Brother: Billy

- 2024 NABC 2nd Team All-District || • 2024 1st Team All-SEC (AP) || • 2024 2nd Team All-SEC (Coaches) || • 2024 SEC All-Defensive Team
- 2022-23 Winter SEC Academic Honor Roll || • 2021-22 First-Year SEC Academic Honor Roll
- Missed most the summer and preseason with a right foot injury.

2024-25 HIGHLIGHTS

PRESEASON HONORS

- 1 of 20 on Kareem Abdul-Jabbar Center of the Year List
- All-SEC (2nd Team) - SEC Media
- All-SEC (2nd Team) - SEC Coaches
- All-SEC (2nd Team) - USATODAY Sports Net
- #10 overall transfer - On3
- #11 player - CBS Sports transfer rankings
- #23 "Impact Transfer" - Field of 68
- 1 of 30 "Impact Transfers" - College Hoops Today
- #59 - CBS Sports Top 100 Players for '24-25
- #64 - ESPN Top 100 Players for '24-25



DOUBLE-DOUBLES (9)

SOPHOMORE (at Tennessee) (1)
02/15/23 • at Alabama 12 pts 11 reb

JUNIOR (at Tennessee) (8)
11/20/23 • vs Syracuse 14 pts 11 reb
12/12/23 • GA SOUTHERN 29 pts 11 reb
01/06/24 • OLE MISS 24 pts 10 reb
01/13/24 • at Georgia # 10 pts 15 reb
01/16/24 • FLORIDA # 19 pts 10 reb
02/03/24 • at Kentucky 11 pts 11 reb
02/11/24 • at Arkansas 23 pts 12 reb
02/24/24 • TEXAS A&M 18 pts 14 reb
- back-to-back games

AIDOO'S PERSONAL BESTS

POINTS
Season: 2 vs Lipscomb (11/06/24)
Career: 29 vs Georgia Southern (12/12/23)
SEC: 24 vs Ole Miss (01/06/24)

FG MADE
Season: 1 vs Lipscomb (11/06/24)
Career: 11 at Arkansas (02/15/24)
SEC: 11 at Arkansas (02/15/24)

FG ATTEMPTED
Season: 2 vs Lipscomb (11/06/24)
Career: 19 vs Ole Miss (01/06/24)
SEC: 19 vs Ole Miss (01/06/24)

3-POINT FG MADE
Season: --
Career: 2 (2x) LAST vs George Mason (12/05/23)
SEC: 2 at South Carolina (01/07/23)

3-PT FG ATTEMPTS
Season: --
Career: 3 (2x) LAST vs Ga Southern (12/12/23)
SEC: 2 at South Carolina (01/07/23)

FT MADE
Season: --
Career: 8 vs Georgia Southern (12/12/23)
SEC: 6 at Alabama (03/02/24)

FT ATTEMPTED
Season: --
Career: 11 vs Georgia Southern (12/12/23)
SEC: 9 at Alabama (03/02/24)

REBOUNDS
Season: 3 vs Lipscomb (11/06/24)
Career: 15 at Georgia (01/13/24)
SEC: 15 at Georgia (01/13/24)

ASSISTS
Season: --
Career: 4 (4x) LAST vs Georgia Mason (12/05/23)
SEC: 4 vs Mississippi State (01/02/23)

STEALS
Season: --
Career: 3 (2x) LAST vs Kansas (11/22/23)
SEC: 2 (2x) LAST at South Carolina (03/06/24)

BLOCKED SHOTS
Season: --
Career: 5 (3x) LAST vs Kentucky (03/09/24)
SEC: 5 (2x) LAST vs Kentucky (03/09/24)

MINUTES
Season: 6:51 vs Lipscomb (11/06/24)
Career: 34:04 at Georgia (01/13/24)
SEC: 34:04 at Georgia (01/13/24)

JONAS AIDOO 2024-25 GAME STATS

Opponent	Date	GS	Min	FG	FGA	Pct	3FG	3A	Pct	FT	FTA	Pct	O	D	Tot	Avg	PF	FO	A	T	Blk	Stl	Pts	Avg
LIPSCOMB	11/06/24		7	1	2	.500	0	0	.000	0	0	.000	1	2	3	3.0	0	0	0	2	0	0	2	2.0
Totals		0	7	1	2	.500	0	0	.000	0	0	.000	1	2	3	3.0	0	0	0	2	0	0	2	2.0

JONAS AIDOO CAREER STATISTICS

Year	GP	GS	Min	Avg	FG	FGA	Pct	3FG	3FGA	Pct	FT	FTA	Pct	Off	Def	Tot	Avg	PF	FO	Ast	TO	Blk	Stl	Pts	Avg
2021-22 (TENN)	19	0	148	7.8	13	40	.325	0	0	.000	14	17	.824	19	23	42	2.2	19	0	3	5	10	4	40	2.1
2022-23 (TENN)	25	9	637	18.2	76	150	.507	5	18	.278	21	28	.750	63	108	171	4.9	69	1	33	28	44	17	178	5.1
2023-24 (TENN)	36	36	895	24.9	173	336	.515	3	15	.20	62	99	.626	100	163	263	7.3	78	4	35	36	66	26	411	11.4
2024-25 (ARK)	1	0	7	7.0	1	2	.500	0	0	.000	0	0	.000	1	2	3	3.0	0	0	0	2	0	0	2	2.0
TOTAL	81	45	1687	20.8	263	528	.498	8	33	.242	97	144	.674	183	296	479	5.9	166	5	71	71	120	47	631	7.8

11 KARTER KNOX

6-6, 220, F, Fr. || Tampa, Fla. || Overtime Elite - RWE

 @thekarterknkox
 @karterknox

• Major: Communications ... Son of Kevin and Michell Knox ... Siblings are Kevin and Kobe ... His father, Kevin Sr., played wide receiver at Florid State and later with the Arizona Cardinals ... His older brother, Kevin II, was the ninth pick of the 2018 draft and played for Calipari at Kentucky where he was the 2018 SEC Freshman of the Year ... His older brother, Kobe, plays basketball at South Florida.

• **HIGH SCHOOL:** 2024 McDonald's All-American

^ 5 Star by 247 Composite (#22 national)

^ Consensus top 30 player in the 2024 recruiting class.

PRESEASON HONORS

• #9 "Impact Freshman" by Field of 68

• **TEAM USA:** Played for 2022 USA Basketball U17 National Team and helped team to a gold medal at the 2022 FIBA U17 World Cup .

2024-25 HIGHLIGHTS

• **LIP:** Only scored five points, but it came in the final 1:08 of the first half with a 3-pointer and a dunk to turn a six-point lead into an 11-point lead at the break.



KARTER KNOX 2024-25 GAME STATS

Opponent	Date	GS	Min	FG	FGA	Pct	3FG	3A	Pct	FT	FTA	Pct	O	D	Tot	Avg	PF	FO	A	TO	Blk	Stl	Pts	Avg
LIPSCOMB	11/06/24		11	2	4	.500	1	3	.333	0	0	.000	1	1	2	2.0	1	0	0	0	0	1	5	5.0
Totals		0	11	2	4	.500	1	3	.333	0	0	.000	1	1	2	2.0	1	0	0	0	0	1	5	5.0

KNOX'S PERSONAL BESTS

POINTS
Career: 5 vs Lipscomb (11/06/24)
SEC:
FG MADE
Career: 2 vs Lipscomb (11/06/24)
SEC:
FG ATTEMPTED
Career: 4 vs Lipscomb (11/06/24)
SEC:
3-POINT FG MADE
Career: 1 vs Lipscomb (11/06/24)
SEC:
3-PT FG ATTEMPTS
Career: 3 vs Lipscomb (11/06/24)
SEC:
FT MADE
Career: --
SEC:
FT ATTEMPTED
Career: --
SEC:
REBOUNDS
Career: 2
SEC:
ASSISTS
Career: --
SEC:
STEALS
Career: 1 vs Lipscomb (11/06/24)
SEC:
BLOCKED SHOTS
Career: --
SEC:
MINUTES
Career: 11:15 vs Lipscomb (11/06/24)
SEC:

KARTER KNOX CAREER STATISTICS

Year	GP	GS	Min	Avg	FG	FGA	Pct	3FG	3FGA	Pct	FT	FTA	Pct	Off	Def	Tot	Avg	PF	FO	Ast	TO	Blk	Stl	Pts	Avg
2024-25 (ARK)	1	0	11	11.0	2	4	.500	1	3	.333	0	0	.000	1	1	2	2.0	1	0	0	0	0	1	5	5.0



D.J. WAGNER

6-4, 195, G, So. // Camden, N.J. // Camden HS // Kentucky



• Major: Communications ... Son of Syreeta Brittingham and Dajuan Wagner ... His father played college basketball at Memphis for John Calipari and was drafted sixth overall by the Cleveland Cavaliers in 2002 ... Grandfather is Milt Wagner who won a national championship at Louisville in 1986 (with Kenny Payne) and was a second round pick by the Dallas Mavericks in 1986 ... Siblings are Dayonni Wagner and current Razorback Kareem Watkins.

• **TEAM USA:** Played for 2022 USA Basketball U17 National Team and helped team to a gold medal at the 2022 FIBA U17 World Cup .

• 2024 SEC All-Freshman Team || • Three-Time SEC Freshman of the Week in 2023-24

PRESEASON HONORS

- 1 of 30 "Impact Transfers" - College Hoops Today
- #38 player - CBS Sports transfer rankings
- #92 - ESPN Top 100 Players for 2024-25

2024-25 HIGHLIGHTS



DOUBLE-DOUBLES (1)

FRESHMAN (at Kentucky) (1)
01/20/24 • vs GEORGIA 18 pts 10 asts

WAGNER'S PERSONAL BESTS

POINTS

Season: 7 vs Lipscomb (11/06/24)
Career: 28 vs Marshall (11/24/23)
SEC: 19 vs Arkansas (03/02/24)

FG MADE

Season: 3 vs Lipscomb (11/06/24)
Career: 10 vs Marshall (11/24/23)
SEC: 8 vs Georgia (01/20/24)

FG ATTEMPTED

Season: 76 vs Lipscomb (11/06/24)
Career: 15 at Texas A&M (01/13/24)
SEC: 15 at Texas A&M (01/13/24)

3-POINT FG MADE

Season: --
Career: 4 vs Arkansas (03/02/24)
SEC: 4 vs Arkansas (03/02/24)

3-PT FG ATTEMPTS

Season: 1 vs Lipscomb (11/06/24)
Career: 8 vs Stonehill (11/17/23)
SEC: 5 (3x) LAST vs Vanderbilt (03/06/24)

FT MADE

Season: 1 vs Lipscomb (11/06/24)
Career: 7 vs St. Joseph's (11/20/23)
SEC: 6 at Auburn (02/17/24)

FT ATTEMPTED

Season: 1 vs Lipscomb (11/06/24)
Career: 8 vs St. Joseph's (11/20/23)
SEC: 7 vs Missouri (01/09/24)

REBOUNDS

Season: 2 vs Lipscomb (11/06/24)
Career: 6 vs North Carolina (12/16/23)
SEC: 4 (2x) LAST vs Texas A&M (03/15/24)

ASSISTS

Season: 2 vs Lipscomb (11/06/24)
Career: 10 vs Georgia (01/20/24)
SEC: 10 vs Georgia (01/20/24)

STEALS

Season: 1 vs Lipscomb (11/06/24)
Career: 3 (3x) LAST at S. Carolina (01/23/24)
SEC: 3 at South Carolina (01/23/24)

BLOCKED SHOTS

Season: --
Career: 2 vs Stonehill (11/17/23)
SEC: -

MINUTES

Season: 31:43 vs Lipscomb (11/06/24)
Career: 36:02 at Florida (01/06/24)
SEC: 36:02 at Florida (01/06/24)

D.J. WAGNER 2024-25 GAME STATS

Opponent	Date	GS	Min	FG	FGA	Pct	3FG	3A	Pct	FT	FTA	Pct	O	D	Tot	Avg	PF	FO	A	TO	Blk	Stl	Pts	Avg
IPSCOMB	11/06/24	*	32	3	7	.429	0	1	.000	1	1	1.000	0	2	2	2.0	2	0	2	3	0	1	7	7.0
Totals		1	32	3	7	.429	0	1	.000	1	1	1.000	0	2	2	2.0	2	0	2	3	0	1	7	7.0

D.J. WAGNER CAREER STATISTICS

Year	GP	GS	Min	Avg	FG	FGA	Pct	3FG	3FGA	Pct	FT	FTA	Pct	Off	Def	Tot	Avg	PF	FO	Ast	TO	Blk	Stl	Pts	Avg
2023-24 (UK)	29	28	748	25.8	105	259	.405	28	96	.292	49	64	.766	5	49	54	1.7	45	1	96	43	5	24	287	9.9
2024-25 (ARK)	1	1	32	32.0	3	7	.429	0	1	.000	1	1	1.000	0	2	2	2.0	2	0	2	3	0	1	7	7.0
TOTAL	30	29	780	26.0	108	266	.406	28	97	.400	50	65	.769	5	51	56	1.9	47	1	98	46	5	25	294	9.8

24

BILLY RICHMOND III

6-5, 205, F, Fr. || Memphis, Tenn. || Camden (N.J.) HS



@BillyRichmondI



@billyyyz

- Major: Communications ... • Son of Billy Richmond Jr. and Kimberly Thomas ... Siblings: Brother, Trevor Richmond ... Sisters: Kristian Richmond and McKenzie Thomas
- His father, Billy Jr., began his career at Vanderbilt before transferring to Memphis and playing for John Calipari with the Tigers (2002-04).

•HIGH SCHOOL: 2024 Jordan Brand Classic National Team || 2024 Iverson Classic
^ 5 Star by 247 Composite (#25 national)
^ Consensus top 40 player in the 2024 recruiting class.

2024-25 HIGHLIGHTS



BILLY RICHMOND III 2024-25 GAME STATS																			
Opponent	Date	GS	Min	FG	FGA	Pct	3FG	3A	Pct	FT	FTA	Pct	O	D	Tot	Avg	PF	FO	A
LIPSCOMB	11/06/24		15	2	3	.667	0	0	.000	0	0	.000	0	2	2	2.0	1	0	2
Totals		0	15	2	3	.667	0	0	.000	0	0	.000	0	2	2	2.0	1	0	2

RICHMOND'S PERSONAL BESTS	
POINTS	
Career:	4 vs Lipscomb (11/06/24)
SEC:	
FG MADE	
Career:	2 vs Lipscomb (11/06/24)
SEC:	
FG ATTEMPTED	
Career:	3 vs Lipscomb (11/06/24)
SEC:	
3-POINT FG MADE	
Career:	--
SEC:	
3-PT FG ATTEMPTS	
Career:	--
SEC:	
FT MADE	
Career:	--
SEC:	
FT ATTEMPTED	
Career:	--
SEC:	
REBOUNDS	
Career:	2 vs Lipscomb (11/06/24)
SEC:	
ASSISTS	
Career:	2 vs Lipscomb (11/06/24)
SEC:	
STEALS	
Career:	1 vs Lipscomb (11/06/24)
SEC:	
BLOCKED SHOTS	
Career:	1 vs Lipscomb (11/06/24)
SEC:	
MINUTES	
Career:	15:12 vs Lipscomb (11/06/24)
SEC:	

BILLY RICHMOND III CAREER STATISTICS																					
Year	GP	GS	Min	Avg	FG	FGA	Pct	3FG	3FGA	Pct	FT	FTA	Pct	Off	Def	Tot	Avg	PF	FO	Ast	TOT
2024-25 (ARK)	1	0	15	15.0	2	3	.667	0	0	.000	0	0	.000	0	2	2	2.0	1	0	2	4

44

ZVONIMIR IVIŠIĆ

7-2, 235, F, So. // Vodice, Croatia // Kentucky



- Name is pronounced ZVON-uh-meer EE-vee-sitch ... Major: Communications ... Son of Mladenko and Marina Ivisic
- Has three siblings, Nikola, Jelena and Tomislav ... His twin (younger by four minutes) brother, Tomislav, plays at Illinois and is his life's greatest influence.

2024-25 HIGHLIGHTS

- **LIP:** Scored 12 points, including a personal 8-0 run that helped turn a four-point lead to an 11-0 point cushion late into the game ... Specifically, hit a 3-pointer and later converted an old-fashioned 3-point play to start the run ...



IVISIC'S PERSONAL BESTS

POINTS

Season: 12 vs Lipscomb (11/06/24)
Career: 18 vs Alabama (02/24/24)
SEC: 18 vs Alabama (02/24/24)

FG MADE

Season: 5 vs Lipscomb (11/06/24)
Career: 7 vs Alabama (02/24/24)
SEC: 7 vs Alabama (02/24/24)

FG ATTEMPTED

Season: 6 vs Lipscomb (11/06/24)
Career: 11 vs Alabama (02/24/24)
SEC: 11 vs Alabama (02/24/24)

3-POINT FG MADE

Season: 1 vs Lipscomb (11/06/24)
Career: 3 vs Georgia (01/20/24)
SEC: 3 vs Georgia (01/20/24)

3-PT FG ATTEMPTS

Season: 2 vs Lipscomb (11/06/24)
Career: 4 vs Georgia (01/20/24)
SEC: 4 vs Georgia (01/20/24)

FT MADE

Season: 1 vs Lipscomb (11/06/24)
Career: 6 vs Arkansas (03/02/24)
SEC: 6 vs Arkansas (03/02/24)

FT ATTEMPTED

Season: 2 vs Lipscomb (11/06/24)
Career: 7 vs Arkansas (03/02/24)
SEC: 7 vs Arkansas (03/02/24)

REBOUNDS

Season: 3 vs Lipscomb (11/06/24)
Career: 9 vs Arkansas (03/02/24)
SEC: 9 vs Arkansas (03/02/24)

ASSISTS

Season: --
Career: 2 (3x) LAST vs Oakland (03/21/24)
SEC: 2 (2x) LAST at Vanderbilt (01/06/24)

STEALS

Season: 1 vs Lipscomb (11/06/24)
Career: 2 vs Georgia (01/20/24)
SEC: 2 vs Georgia (01/20/24)

BLOCKED SHOTS

Season: 3 vs Lipscomb (11/06/24)
Career: 4 vs Alabama (02/24/24)
SEC: 4 vs Alabama (02/24/24)

MINUTES

Season: 21:00 vs Lipscomb (11/06/24)
Career: 21:25 at Mississippi State (02/27/24)
SEC: 21:25 at Mississippi State (02/27/24)

ZVONIMIR IVISIC 2024-25 GAME STATS

Opponent	Date	GS	Min	FG	FGA	Pct	3FG	3A	Pct	FT	FTA	Pct	O	D	Tot	Avg	PF	FO	A	TO	Blk	Stl	Pts	Avg
LIPSCOMB	11/06/24	*	21	5	6	.833	1	2	.500	1	2	.500	1	2	3	3.0	2	0	0	2	3	1	12	12.0
Totals		1	21	5	6	.833	1	2	.500	1	2	.500	1	2	3	3.0	2	0	0	2	3	1	12	12.0

ZVONIMIR IVISIC CAREER STATISTICS

Year	GP	GS	Min	Avg	FG	FGA	Pct	3FG	3FGA	Pct	FT	FTA	Pct	Off	Def	Tot	Avg	PF	FO	Ass	TO	Blk	Stl	Pts	Avg
2023-24 (UK)	15	0	1476	11.7	30	52	.577	6	16	.375	17	22	.723	16	33	49	3.3	23	1	9	15	20	5	83	5.5
2024-25 (ARK)	1	1	21	21.0	5	6	.833	1	2	.500	1	2	.500	1	2	3	3.0	2	0	0	2	3	1	12	12.0
TOTAL	16	1	197	12.3	35	58	.603	7	18	.389	18	24	.750	17	35	52	3.3	25	1	9	17	23	6	95	5.9



JADEN KARULETWA

6-5, 185, G, Fr. || Sun Valley, Calif. || Village Christian HS

- First Name is Pronounced: Car-RUE-leh-Twah
- Son of Arthur and Amy Karuletwa ... His dad played basketball at Master's University in Ventura, Calif. ... Has a younger sister, Zuri

JADEN KARULETWA 2024-25 GAME STATS

Opponent	Date	GS	Min	FG	FGA	Pct	3FG	3A	Pct	FT	FTA	Pct	O	D	Tot	Avg	PF	FO	A	TO	Blk	Stl	Pts	Avg
LIPSCOMB	11/06/24		DNP-Inj																					
Totals																								

KARULETWA'S PERSONAL BESTS

POINTS
Career:
SEC:
FG MADE
Career:
SEC:
FG ATTEMPTED
Career:
SEC:
3-POINT FG MADE
Career:
SEC:
3-PT FG ATTEMPTS
Career:
SEC:
FT MADE
Career:
SEC:
FT ATTEMPTED
Career:
SEC:
REBOUNDS
Career:
SEC:
ASSISTS
Career:
SEC:
STEALS
Career:
SEC:
BLOCKED SHOTS
Career:
SEC:
MINUTES
Career:
SEC:

JADEN KARULETWA CAREER STATISTICS

Year	GP	GS	Min	Avg	FG	FGA	Pct	3FG	3FGA	Pct	FT	FTA	Pct	Off	Def	Tot	Avg	PF	FO	Ast	TO	Blk	Stl	Pts	Avg
2024-25 (ARK)																									



MELO SANCHEZ

6-4, 185, G, Jr. || San Diego, Calif. || Veritas Academy || Hawai'i Pacific

- First Name is Emilio ... Major: Communications ... • Selected for the Mexican National Team for 2024-25 FIBA competition
- Son of Javier and Marisol Sanchez ... Siblings: Brothers: J.J. and Alek and Sisiter: Datalia



MELO SANCHEZ 2024-25 GAME STATS

Opponent	Date	GS	Min	FG	FGA	Pct	3FG	3A	Pct	FT	FTA	Pct	O	D	Tot	Avg	PF	FO	A	TO	Blk	Stl	Pts	Avg
LIPSCOMB	11/06/24		DNP																					
Totals																								

DOUBLE-DOUBLES (2)

FRESHMAN (at Mawai'i Pacific) (1)
07/03/23 • CONCORDIA-IRVINE 16 pts 12 rebs
SOPHOMORE (at Mawai'i Pacific) (1)
02/08/24 • CONCORDIA-IRVINE 16 pts 10 rebs

SANCHEZ'S PERSONAL BESTS

POINTS
Career: 32 vs Slippery Rock (11/26/23)
FG MADE
Career: 11 at Holy Names (01/26/23)
FG ATTEMPTED
Career: 18 (2x) LAST vs Point Loma (01/25/24)
3-POINT FG MADE
Career: 6 (3x) LAST vs Slippery Rock (11/26/23)
3-PT FG ATTEMPTS
Career: 11 (3x) LAST vs Acad of Art (01/11/24)
FT MADE
Career: 10 (3x) LAST vs CSUSB (12/17/23)
FT ATTEMPTED
Career: 11 (2x) LAST vs CSUSB (12/17/23)
REBOUNDS
Career: 12 vs Concordia-Irvine (01/03/23)
ASSISTS
Career: 5 vs Azusa Pacific (01/23/24)
STEALS
Career: 4 (2x) LAST vs CSUSB (12/17/23)
BLOCKED SHOTS
Career: 2 (4x) at Academy of Art (01/24/23)
MINUTES
Career: 41:37 vs Lincoln (CA) (12/18/23)

MELO SANCHEZ CAREER STATISTICS

Year	GP	GS	Min	Avg	FG	FGA	Pct	3FG	3FGA	Pct	FT	FTA	Pct	Off	Def	Tot	Avg	PF	FO	Ast	TO	Blk	Stl	Pts	Avg
2022-23 (HPU)	28	28	1964	34.4	144	293	.491	74	158	.468	42	55	.764	21	90	111	4.0	60	0	40	49	17	29	404	14.4
2023-24 (HPU)	29	29	996	34.3	130	361	.360	73	211	.346	91	114	.798	14	126	140	4.8	60	0	49	46	9	26	424	14.6
2024-25 (ARK)																									
Total	57	57	1960	34.4	274	654	.419	147	369	.398	133	169	.787	35	216	251	4.4	120	0	89	95	26	55	828	14.5

14 AYDEN KELLEY

5-10, 170, G, Fr. // Mmephis, Tenn. // Northpoint (Miss.) Christian HS

@AydenKelley18

• Major: Business ... Son of Antonio Burks and Ayena Harris ... Siblings, Adrielle Harris, Antonio Harris, Breanna Burks ... His father, Antonio, played three seasons at Memphis under John Calipari at Memphis from 2001-04 ... Stepfather Tony Harris, a former Tennessee Volunteers star point guard from 1997-01.

AYDEN KELLEY 2024-25 GAME STATS

Opponent	Date	GS	Min	FG	FGA	Pct	3FG	3A	Pct	FT	FTA	Pct	O	D	Tot	Avg	PF	FO	A	TO	Blk	Stl	Pts	Avg
LIPSCOMB	11/06/24		DNP																					
Totals																								

KELLEY'S PERSONAL BESTS

POINTS
Career:
SEC:
FG MADE
Career:
SEC:
FG ATTEMPTED
Career:
SEC:
3-POINT FG MADE
Career:
SEC:
3-PT FG ATTEMPTS
Career:
SEC:
FT MADE
Career:
SEC:
FT ATTEMPTED
Career:
SEC:
REBOUNDS
Career:
SEC:
ASSISTS
Career:
SEC:
STEALS
Career:
SEC:
BLOCKED SHOTS
Career:
SEC:
MINUTES
Career:
SEC:

AYDEN KELLEY CAREER STATISTICS

Year	GP	GS	Min	Avg	FG	FGA	Pct	3FG	3FGA	Pct	FT	FTA	Pct	Off	Def	Tot	Avg	PF	FO	Ast	TO	Blk	Stl	Pts	Avg
2024-25 (ARK)																									

25 KAREEM WATKINS

5-8, 175, G, Grd. Sr.. // Camden, N.J. // Kingsway Regional HS // Kentucky

@reemwat

• Mother is Syreeta Brittingham and his stepfather is Dajuan Wagner, who played at Memphis for John Calipari and was drafted sixth overall by the Cleveland Cavaliers in 2002 ... Siblings are Dayonni Wagner and current Razorback Dajuan (D.J.) Wagner Jr.

KAREEM WATKINS 2024-25 GAME STATS

Opponent	Date	GS	Min	FG	FGA	Pct	3FG	3A	Pct	FT	FTA	Pct	O	D	Tot	Avg	PF	FO	A	TO	Blk	Stl	Pts	Avg
LIPSCOMB	11/06/24		DNP																					
Totals																								

WATKINS' PERSONAL BESTS

POINTS
Career: --
SEC: --
FG MADE
Career: --
SEC: --
FG ATTEMPTED
Career: 1 (4x) Last at Vanderbilt (02/06/24)
SEC: 1 (2x) Last at Vanderbilt (02/06/24)
3-POINT FG MADE
Career: --
SEC: --
3-PT FG ATTEMPTS
Career: 1 (3x) Last at Vanderbilt (02/06/24)
SEC: 1 (2x) Last at Vanderbilt (02/06/24)
FT MADE
Career: --
SEC: --
FT ATTEMPTED
Career: --
SEC: --
REBOUNDS
Career: 1 (4x) LAST vs Vanderbilt (03/06/24)
SEC: 1 vs Vanderbilt (03/06/24)
ASSISTS
Career: 1 (4x) Last vs Marshall (11/24/23)
SEC: --
STEALS
Career: 1 (2x) Last vs High Point (12/31/21)
SEC: --
BLOCKED SHOTS
Career: --
SEC: --
MINUTES
Career: 2:14 vs North Florida (11/23/22)
SEC: 2:02 vs Auburn (01/25/23)

KAREEM WATKINS CAREER STATISTICS

Year	GP	GS	Min	Avg	FG	FGA	Pct	3FG	3FGA	Pct	FT	FTA	Pct	Off	Def	Tot	Avg	PF	FO	Ast	TO	Blk	Stl	Pts	Avg
2020-21 (UK)	1	0	2	2.0	0	0	.000	0	0	.000	0	0	.000	0	0	0	0.0	0	0	0	0	0	0	0	0.0
2021-22 (UK)	9	0	13	1.4	0	1	.000	0	0	.000	0	0	.000	1	2	3	0.3	2	0	2	3	0	2	0	0.0
2022-23 (UK)	4	0	8	2.0	0	1	.000	0	1	.000	0	0	.000	0	0	0	0.0	0	0	1	1	0	0	0	0.0
2023-24 (UK)	5	1	5	0.8	0	2	.000	0	2	.000	0	0	.000	0	1	1	0.0	0	0	1	0	0	0	0	0.0
2024-25 (ARK)	--																								
Totals	20	1	27	1.4	0	4	.000	0	3	.000	0	0	.000	1	3	4	0.2	2	0	4	4	0	2	0	0.0

ARKANSAS RAZORBACKS

2024-25 SEASON RESULTS & LEADERS

RECORD:	OVERALL	HOME	AWAY	NEUTRAL
ALL GAMES	1-0	1-0	0-0	0-0
CONFERENCE	0-0	0-0	0-0	0-0
NON-CONFERENCE	1-0	1-0	0-0	0-0

DATE	TIME (CT)	R A N K	OPPONENT	TV	RESULT	ATTEND	RECORD	(SEC)	HIGH POINTS	HIGH REBOUNDS
11/06/24	7:00 pm	16/16 --/--	LIPSCOMB	SEC Network Plus	W 76-60	19200	1-0	--	(17)Boogie Fland	(8)Trevon Brazile
11/09/24	6:30 pm	^ 16/16 8/8	vs Baylor	ESPNU						
11/13/24	7:00 pm		TROY	SEC Network Plus						
11/18/24	7:00 pm		PACIFIC	SEC Network Plus						
11/22/24	8:00 pm		LITTLE ROCK	SEC Network						
11/25/24	7:00 pm		MD-EASTERN SHORE	SEC Network Plus						
11/28/24	3:00 pm	@	vs Illinois	CBS						
12/03/24	6 or 6:30	%	at Miami (Fla.)	ESPN/2						
12/07/24	1:00 pm		UTSA	SEC Network Plus						
12/10/24	8:00 pm	!	vs Michigan	ESPN						
12/14/24	3:00 pm	&	vs Central Arkansas	SEC Network Plus						
12/21/24	1:30 pm		NORTH CAROLINA A&T	SEC Network						
12/30/24	7:00 pm		OAKLAND	ESPNU						
01/04/25	Noon	*	at Tennessee	ESPN						
01/08/25	6:00 pm	*	OLE MISS	ESPN2/U						
01/11/25	3:00 pm	*	FLORIDA	ESPN/2						
01/14/25	8:00 pm	*	at LSU	SEC Network						
01/18/25	5:00 pm	*	at Missouri	SEC Network						
01/22/25	8:00 pm	*	GEORGIA	SEC Network						
01/25/25	7:30 pm	*	OKLAHOMA	ESPN/2/U						
02/01/25	8:30 pm	*	at Kentucky	ESPN						
02/05/25	8:00 pm	*	at Texas	ESPN2						
02/08/25	7:00 pm	*	ALABAMA	ESPN						
02/12/25	8:00 pm	*	LSU	ESPN2/U						
02/15/25	11:00 am	*	at Texas A&M	ESPN/2						
02/19/25	8:00 pm	*	at Auburn	ESPN/2						
02/22/25	7:00 pm	*	MISSOURI	ESPN/2						
02/26/25	8:00 pm	*	TEXAS	ESPN2/U						
03/01/25	Noon	*	at South Carolina	SEC Network						
03/04/25	9:00 pm	*	at Vanderbilt	SEC Network						
03/08/25	11:00 am	*	MISSISSIPPI STATE	ESPN/SEC						
03/12-16/25		^	SEC Tournament							

Home Games in CAPS | * - Southeastern Conference game | ^ played in Dallas (American Airlines Center) | @ - played in Kansas City (T-Mobile Center) | % - SEC/ACC Challenge | ! - Jimmy V Classic (New York - Madison Square Gardner) | & - played in North Little Rock (Simmons Bank Arena) | ^ - SEC Tournament (Nashville, Tenn. - Bridgestone Arena) |

ATTENDANCE SUMMARY	GAMES	TOTALS	AVG/GAME
HOME	1	19200	19200
AWAY	0	0	0
NEUTRAL	0	0	0
TOTAL	1	19200	19200

ARKANSAS RAZORBACKS

2024-25 COMBINED REPORT

RECORD:	OVERALL	HOME	AWAY	NEUTRAL
ALL GAMES	1-0	1-0	0-0	0-0
CONFERENCE	0-0	0-0	0-0	0-0
NON-CONFERENCE	1-0	1-0	0-0	0-0

#	Player	GP	GS	Min	Avg	• TOTAL •			• 3-PTS •			• REBOUNDS •														
						FG	FGA	Pct	3FG	FGA	Pct	FT	FTA	Pct	Off	Def	Tot	Avg	PF	FO	A	TO	Blk	Stl	Pts	Avg
2	Boogie Fland	1	1	36	36.0	7	18	.389	1	8	.125	2	2	1.000	0	3	3	3.0	0	0	3	1	0	1	17	17.0
1	Johnell Davis	1	1	36	36.0	7	12	.583	1	4	.250	0	0	.000	1	5	6	6.0	0	0	1	2	1	1	15	15.0
44	Zvonimir Ivisic	1	1	21	21.0	5	6	.833	1	2	.500	1	2	.500	1	2	3	3.0	2	0	0	2	3	1	12	12.0
3	Adou Thiero	1	1	19	19.0	4	6	.667	0	1	.000	0	2	.000	1	3	4	4.0	3	0	1	0	0	3	8	8.0
21	D.J. Wagner	1	1	32	32.0	3	7	.429	0	1	.000	1	1	1.000	0	2	2	2.0	2	0	2	3	0	1	7	7.0
4	Trevon Brazile	1	0	23	23.0	3	5	.600	0	0	.000	0	0	.000	1	7	8	8.0	2	0	1	1	0	2	6	6.0
11	Karter Knox	1	0	11	11.0	2	4	.500	1	3	.333	0	0	.000	1	1	2	2.0	1	0	0	0	0	1	5	5.0
24	Billy Richmond III	1	0	15	15.0	2	3	.667	0	0	.000	0	0	.000	0	2	2	2.0	1	0	2	1	1	1	4	4.0
9	Jonas Aidoo	1	0	7	7.0	1	2	.500	0	0	.000	0	0	.000	1	2	3	3.0	0	0	0	2	0	0	2	2.0
TEAM.....															0	2	2	2.0	0		0				0	
ARKANSAS.....		1				34	63	.540	4	19	.211	4	7	.571	6	29	35	35.0	11	0	10	12	5	11	76	76.0
Opponents.....		1				22	58	.379	9	27	.333	7	9	.778	5	24	29	29.0	12	-	8	19	1	8	60	60.0

Team Statistics

	ARK	OPP
SCORING	76	60
Points per game	76.0	60.0
Scoring margin	+16.0	-
FIELD GOALS-ATT	34-63	22-58
Field goal pct	.540	.379
3 POINT FG-ATT	4-19	9-27
3-point FG pct	.211	.333
3-pt FG made per game	4.0	9.0
FREE THROWS-ATT	4-7	7-9
Free throw pct	.571	.778
F-Throws made per game	4.0	7.0
REBOUNDS	35	29
Rebounds per game	35.0	29.0
Rebounding margin	+6.0	-
ASSISTS	10	8
Assists per game	10.0	8.0
TURNOVERS	12	19
Turnovers per game	12.0	19.0
Turnover margin	+7.0	-
Assist/turnover ratio	0.8	0.4
STEALS	11	8
Steals per game	11.0	8.0
BLOCKS	5	1
Blocks per game	5.0	1.0
ATTENDANCE	19200	0
Home games-Avg/Game	1-19200	0-0
Neutral site-Avg/Game	-	0-0

SCORE BY PERIODS:	1st	2nd	Total
Arkansas	39	37	76
Opponents	28	32	60

Date	Ark. Rank	Opponent	Result	Score	Attend
11/06/24	16/16	LISPCOMB	W	76-60	19200

* = SEC game | ^ played in Dallas (American Airlines Center) | @ - played in Kansas City (T-Mobile Center) |
 % - SEC/ACC Challenge | ! - Jimmy V Classic (New York - Madison Square Garden) |
 & - played in North Little Rock (Simmons Bank Arena) | ^ - SEC Tournament (Nashville, Tenn. - Bridgestone Arena) |

ARKANSAS RAZORBACKS

2024-25 SEASON STATISTICS • ALL GAMES



RECORD:	OVERALL	HOME	AWAY	NEUTRAL
ALL GAMES	1-0	1-0	0-0	0-0
CONFERENCE	0-0	0-0	0-0	0-0
NON-CONFERENCE	1-0	1-0	0-0	0-0

				• TOTAL •			• 3-PTS •						• REBOUNDS •												
##	Player	GPGS	Min	Avg	FG	FGA	Pct	3FG	FGA	Pct	FT	FTA	Pct	Off	Def	Tot	Avg	PF	FO	A	TO	Blk	St	Pts	Avg
2	Boogie Fland	1 1	36	36.0	7	18	.389	1	8	.125	2	2	1.000	0	3	3	3.0	0	0	3	1	0	1	17	17.0
1	Johnell Davis	1 1	36	36.0	7	12	.583	1	4	.250	0	0	.000	1	5	6	6.0	0	0	1	2	1	1	15	15.0
44	Zvonimir Ivisic	1 1	21	21.0	5	6	.833	1	2	.500	1	2	.500	1	2	3	3.0	2	0	0	2	3	1	12	12.0
3	Adou Thiero	1 1	19	19.0	4	6	.667	0	1	.000	0	2	.000	1	3	4	4.0	3	0	1	0	0	3	8	8.0
21	D.J. Wagner	1 1	32	32.0	3	7	.429	0	1	.000	1	1	1.000	0	2	2	2.0	2	0	2	3	0	1	7	7.0
4	Trevon Brazile	1 0	23	23.0	3	5	.600	0	0	.000	0	0	.000	1	7	8	8.0	2	0	1	1	0	2	6	6.0
11	Karter Knox	1 0	11	11.0	2	4	.500	1	3	.333	0	0	.000	1	1	2	2.0	1	0	0	0	0	1	5	5.0
24	Billy Richmond III	1 0	15	15.0	2	3	.667	0	0	.000	0	0	.000	0	2	2	2.0	1	0	2	1	1	1	4	4.0
9	Jonas Aidoo	1 0	7	7.0	1	2	.500	0	0	.000	0	0	.000	1	2	3	3.0	0	0	0	2	0	0	2	2.0
TEAM.....														0	2	2	2.0	0			0			0	
ARKANSAS.....		1			34	63	.540	4	19	.211	4	7	.571	6	29	35	35.0	11	0	10	12	5	11	76	76.0
Opponents.....		1			22	58	.379	9	27	.333	7	9	.778	5	24	29	29.0	12	-	8	19	1	8	60	60.0

SCORE BY PERIODS:	1st	2nd	Total
Arkansas	39	37	76
Opponents	28	32	60

DEADBALL REBOUNDS:	OFF	DEF	TOTAL
Arkansas	2	0	2
Opponents	4	0	4

2024-25 RAZORBACK GAME-BY-GAME STATISTICS

Opponent	Date	Score	W/L	• TOTAL •			• 3-PTRS •			• REBOUNDS •				PF	A	TO	Blk	Stl	Pts	Avg			
				FG	FGA	Pct	3FG	FGA	Pct	FT	FTA	Pct	Off								Def	Tot	Avg
LIPSCOMB	11/06/24	76-60	W	34	63	.540	4	19	.211	4	7	.571	6	29	35	35.0	11	10	12	5	11	76	76.0
Arkansas		76		34	63	.540	4	19	.211	4	7	.571	6	29	35	35.0	11	10	12	5	11	76	76.0
Opponents		60		22	58	.379	9	27	.333	7	9	.778	5	24	29	29.0	12	8	19	1	8	60	60.0

Games played: 1
Points/game: 76.0
FG Pct: 54.0
3FG Pct: 21.1
FT Pct: 57.1

Rebounds/game: 35.0
Assists/game: 10.0
Turnovers/game: 12.0
Assist/turnover ratio: 0.8
Steals/game: 11.0
Blocks/game: 5.0

2023-24 OPPONENT GAME-BY-GAME STATISTICS

				• TOTAL •			• 3-PTRS •						• REBOUNDS •											
Opponent	Date	Score	W/L	FG	FGA	Pct	3FG	FGA	Pct	FT	FTA	Pct	Off	Def	Tot	Avg	PF	A	TO	Blk	Stl	Pts	Avg	
LIPSCOMB	11/06/24	76-60	W	22	58	.379	9	27	.333	7	9	.778	5	24	29	29.0	12	8	19	1	8	60	60.0	
Opponents		60		22	58	.379	9	27	.333	7	9	.778	5	24	29	29.0	12	8	19	1	8	60	60.0	
Arkansas		76		34	63	.540	4	19	.211	4	7	.571	6	29	35	35.0	11	10	12	5	11	76	76.0	

Games played: 1
Points/game: 60.0
FG Pct: 37.9
3FG Pct: 33.3
FT Pct: 77.8

Rebounds/game: 29.0
Assists/game: 8.0
Turnovers/game: 19.0
Assist/turnover ratio: 0.4
Steals/game: 8.0
Blocks/game: 1.0

2024-25 ARKANSAS RAZORBACKS GAME HIGHS AND LEADERS

Opponent	DATE	SCORE	RESULT	POINTS	REBOUNDS	ASSISTS	STEALS	BLOCKED SHOTS
LIPSCOMB	11/06/24	76-60	W	17-Boogie Fland	8-Trevon Brazile	3-Boogie Fland	3-Adou Thiero	3-Zvonimir Ivisic

<u>LED TEAM IN POINTS</u> <u>(including ties)</u>	<u>LED TEAM IN REBS</u> <u>(including ties)</u>	<u>LED TEAM IN ASSISTS</u> <u>(including ties)</u>	<u>LED TEAM IN STEALS</u> <u>(including ties)</u>	<u>LED TEAM IN BLKS</u> <u>(including ties)</u>
Fland 1	Brazile 1	Fland 1	Thiero 1	Ivisic 1

				0	1	2	3	4	5	8	9	11	14	21	24	25	44	45
Opponent	Date	Score	WL	Karuletw	Davis	Fland	Thiero	Brazile	Chavis	Sanchez	Aidoo	Knox	Kelley	Wagner	Richmond	Watkins	Ivisic	Blake
LIPSCOMB	11/06/24	76-60	W	DNP-Inj	15-6-1	17-3-3	8-4-1	6-8-1	DNP	DNP	2-3-0	5-2-0	DNP	7-2-2	4-2-2	DNP	12-3-0	DNP-Inj

				0	1	2	3	4	5	8	9	11	14	21	24	25	44	45
Opponent	Date	Score	WL	Karuletw	Davis	Fland	Thiero	Brazile	Chavis	Sanchez	Aidoo	Knox	Kelley	Wagner	Richmond	Watkins	Ivisic	Blake
LIPSCOMB	11/06/24	76-60	W	DNP-Inj	15-6-1	17-3-3	8-4-1	6-8-1	DNP	DNP	2-3-0	5-2-0	DNP	7-2-2	4-2-2	DNP	12-3-0	DNP-Inj

[illegible]

ARKANSAS RAZORBACKS

2024-25 SPECIALTY STATS (ARKANSAS/OPPONENT)

Opponent	Pts Off TO	Pts In Paint	2nd Chance	Fast Break	Bench	Lead Chng	Ties	Ark Largest Lead			Best Ark Run	Opp Largest Lead			Best Opp Run	Ark Led	Opp Led	Gm Tied
LIPSCOMB	25 / 13	54 / 22	6 / 18	23 / 5	17 / 11	2	5	17	2:04	2nd	11-0	5	10:01	1st	11-0	30:50	5:25	3:45

BOLD INDICATES
SEASON HIGHS

BLACK BOX INDICATES
LARGEST UA LEAD
IN A LOSS

RED BOX INDICATES
LARGEST UA DEFICIT
IN A WIN

LAST TIME AN ARKANSAS PLAYER...

• SCORING •

Scored 30 Points: 34 Khalif Battle at Kentucky (03/02/24)
Scored 40 Points: 42 Khalif Battle vs Missouri (02/24/24)
Scored 50 Points: 51 Rotnei Clarke vs. Alcorn State (11/13/09)
RECORD: 51 Rotnei Clarke vs. Alcorn State (11/13/09)

• FIELD GOALS MADE •

Made 15 Field Goals: 15 (15-21) Rotnei Clarke vs. Alcorn State (11/13/09)
Made 20 Field Goals: 20 (2-30) Dean Tolson vs. Texas A&M (03/02/74)
RECORD: 20 (20-30) Dean Tolson vs. Texas A&M (03/02/74)

• FIELD GOALS ATTEMPTED •

Attempted 20 Field Goals: 20 (10-20) Tramon Mark at Kentucky (03/02/24)
Attempted 25 Field Goals: 26 (11-26) JD Notae vs Mercer (11/09/21)
RECORD: 30 (20-30) Dean Tolson vs. Texas A&M (03/02/74)

• FIELD GOAL PERCENTAGE •

Shot 100% FG (Min. 8 att): 100% Moses Kingsley (8-8) at Missouri (01/12/16)
RECORD (min 10 att): 100% Darryl Saulsberry (10-10) (01/14/75)

• 3-POINTERS MADE •

Made 7 3-pointers: 8 (8-11) Mason Jones at Texas A&M (03/07/20)
Made 10 3-pointers: 10 (10-13) by Isaiah Joe vs. FIU (12/01/18)
Made 11-Plus 3-pointers: 13 (13-17) by Rotnei Clarke vs. Alcorn State (11/13/09)
RECORD: 13 (13-17) by Rotnei Clarke vs. Alcorn State (11/13/09) (SEC record)

• 3-POINTERS ATTEMPTED •

Attempted 15 3-Pointers: 15 (6-15) Isaiah Joe at Texas A&M (03/07/20)
Attempted 20 3-Pointers: 24 (10-24) Pat Bradley vs. North Texas (12/30/98)
RECORD: 24 (10-24) Pat Bradley vs. North Texas (12/30/98) (SEC record)

• FREE THROWS MADE •

Made 10 Free Throws: 14 (14-17) Khalif Battle vs Vanderbilt (02/27/24)
Made 15 Free Throws: 17 (17-18) Khalif Battle (03/02/24)
Made 20 Plus Free Throws: 22 (22-24) Martin Terry vs. Texas A&M (01/22/72)
RECORD: 22 (22-24) by Martin Terry vs. Texas A&M (01/22/72)

• FREE THROWS ATTEMPTED •

Attempted 15 Free Throws: 18 (17-18) Khalif Battle at Kentucky (03/02/24)
Attempted 20 Free Throws: 22 (17-22) Tramon Mark vs Texas A&M (01/16/24)
Attempted 24 Plus Free Throws: 24 (22-24) Martin Terry vs. Texas A&M (01/22/72)
RECORD: 24 (22-24) Martin Terry vs. Texas A&M (01/22/72)

• FREE THROW PERCENTAGE •

Shot 94% FT (min 15 att): 94.4% (17-18) Khalif Battle at Kentucky (03/02/24)
Shot 100% FT (min 10 att): 100% (11-11) Khalif Battle at Alabama (03/09/24)
RECORD (min. 11 att): 9x - Best: Tommy Boyer (18-18) in 1963

• REBOUNDS •

Grabbed 15-19 Rebounds: 17 Trevon Brazile vs Stanford (11/22/23)
Grabbed 20-Plus Rebounds: 23 Nick Davis vs. Jackson State (11/21/97)
RECORD: 23 by Nick Davis vs. Jackson State (11/21/97)
• Grabbed 10 Offensive Rebounds: 111 Justin Smith vs Oral Roberts (03/27/21)
• Grabbed 10 Defensive Rebounds: 14 Khi Mitchell & Devo Davis vs UNCG (12/06/22)

• ASSISTS •

Had 10 Assists: 10 by Jalen Tate vs Georgia (01/09/21)
Had 15 Assists: 15 by Dontell Jefferson vs. Portland State (11/18/05)
RECORD: 15 by Dontell Jefferson vs. Portland State (11/18/05)

• STEALS •

Had 5 Steals: 5 Anthony Black vs UConn (03/23/23)
Had 6-7 Steals: 6 Jaylin Williams vs Texas A&M (01/22/22)
Had 8-9 Steals: 8 JD Notae vs New Mexico State (03/19/22)
RECORD: 9 by Robert Shepard at Arizona (12/06/92)

• BLOCKED SHOTS •

Had 5 Blocks: 5 Chandler Lawson vs Stanford (11/22/23)
Had 6-9 Blocks: 7 Makhel Mitchell vs Texas A&M (01/31/23)
Had 10 Blocks: 10 Steven Hill vs. Texas State (12/06/05)
RECORD: 10 Steven Hill vs. Texas St. (12/06/05) & Oliver Miller vs. Texas (02/04/90)

• TURNOVERS •

Committed 5-9 Turnovers: 6 Anthony Black at Tennessee (02/28/23)
Committed 10 Plus Turnovers: 10 Courtney Fortson at South Carolina (02/21/09)

• MINUTES PLAYED •

40 Minutes (Regulation): 40:00 Khalif Battle vs South Carolina (03/14/24)
40+ Min w/OT: 42:17 Trevon Brazile & 40:24 Khalif Battle vs Vandy (03/13/24)
45+ Minutes: 2 vs Stanford (11/22/23) - Brazile (45:52) - Davis (45:14)

• MISCELLANEOUS •

2 Players Scored 20+ Pts In Same Game:
Khalif Battle (34) & Tramon Mark (23) at Kentucky (03/02/24)
3 Players Scored 20+ Pts In Same Game: at Alabama (02/25/23)
Nick Smith Jr. (24), Davonte Davis (21) and Ricky Council IV (20)
2 Players Scored 20+ Pts In Back-To-Back Gms: Nick Smith Jr. (26/24) & Ricky Council IV (22/20) vs Georgia (02/21/23) and at Alabama (02/25/23)
2 Players Scored 20+ Pts In 3 Straight: Mason Jones (41/20/21) & Isaiah Joe (20/21/24) vs Tulsa (12/14/19), Valpo (12/21/19) and Indiana (12/29/19)
8 Players Scored in Double Digits: Mississippi Valley State (11/25/20)
Connor Vanover (25), Desi Sills (19), Moses Moody (16), Vance Jackson (15)
Khaleen Robinson (15), Justin Smith (13), JD Notae (13), Jalen Tate (12)
Scored 20-Plus in 5+ Consecutive Gms: (7) Khalif Battle 42, 36, 34, 29, 22, 24, 20 (02/24 to 03/14/24)
Scored 20 or More Points in 10-Plus Consecutive Games: (11) Todd Day
20, 23, 26, 26, 22, 31, 23, 21, 27, 21, 20 (12/01/90 to 01/12/91)
Scored 30-plus Points in 3 Straight Games: Khalif Battle and Mason Jones (only Razorbacks)
LAST - Battle: 42 vs. Mizzou (02/24/24), 36 vs Vandy (02/27/24), 34 at UK (03/02/24)
Most Pts Consecutive Gms: 82 Martin Terry 35 at TCU (02/20/73) & 47 vs. SMU (02/24/73)
Most Pts 3-Straight: 112 Khalif Battle 2024 43 vs MIZ (2/24), 36 vs VU (2/27) & 34 at UK (3/2)
Most Pts 4-Straight: 141 Khalif Battle 2024 - 43 vs MIZ (2/24), 36 vs VU (2/27), 34 at UK (3/2), 29 vs LSU (3/6)
Consecutive Free Throws Made: 48 Ricky Medlock 20 gms; 12/21/74 to 03/04/75)
Double-Double: Pts/Rebs: Trevon Brazile (13 & 12) vs Vanderbilt (03/13/24)
Double-Double: Pts/Assists: Jalen Tate (15 & 10) vs Georgia (01/09/21)
Two Players with Double-Double in Same Game: vs UNC Greensboro (12/06/22)
Khi Mitchell (13 pts & 14 rebs) and Devo Davis (10 pts & 10 rebs)
5 Straight Double-Doubles: (7) Jaylin Williams 13 & 11 vs AUB; 22 & 10 at BAMA;
13 & 11 at MIZ; 13 & 16 vs TENN; 15 & 10 at FLA; 16 & 12 vs UK; 19 & 10 vs LSU
3+ Straight Double-Doubles in SEC: (5) Jaylin Williams (AUB/@Bama/@MIZ/TEN/@FLA/UK/LSU)
Most Consecutive Double-Doubles: 9 Dean Tolson (1973-74) and 6 by Derek Hood (1998-99)
Three Players with Double-Double in Same Game: vs Alabama (01/16/10) - Marshawn Powell
18 pts, 10 rebs), Mike Washington (17 pts, 13 rebs) and Courtney Fortson (12 pts, 10 assists)
Had 5-Plus Assists in 5-Plus Consecutive Games: (6) Jalen Harris
11, 6, 10, 12, 7, 10 (11/21/81 thru 12/15/18)
Had 10 or More Assists in Back-to-Back Games: Jalen Harris
10 vs. FIU (12/01/18) and 12 at Colorado State (12/05/18)
Three-Plus Players with 5-Plus Assists in a Game: vs. Montana State (11/21/18)
Jalen Harris (11), Isaiah Joe (5) and Desi Sills (5)
Had 5 or More Steals in Back-to-Back Games: Ronnie Brewer
5 vs. Western Illinois (01/01/06) and 5 vs. Mississippi State (01/07/06)

LAST TIME AN OPPONENT PLAYER...

• SCORING •

Scored 30 Points: 33 Shawn East II vs Missouri (02/24/24)
Scored 40 Points: 41 Wade Taylor IV vs Texas A&M (01/16/24)
Scored 50 Points: 56 Oscar Robertson vs. Cincinnati (03/15/58) **(most on record)**

• FIELD GOALS MADE •

Made 15 Field Goals: 17 (17-24) Jodie Meeks vs. Kentucky (02/14/09)
Made 20 Field Goals: 21 Oscar Robertson vs. Cincinnati (03/15/58) **(most on record)**

• FIELD GOALS ATTEMPTED •

Att 30 Field Goals: 32 (13-32) Wade Taylor IV vs Texas A&M (01/16/24) **(record)**
Attempted 35 Field Goals: 36 Oscar Robertson vs. Cincinnati (03/15/58) **(most on record)**

• FIELD GOAL PERCENTAGE •

Shot 100% FG (Min. 7 att): Adam Wing (8-8) vs. Evansville (12/08/15)

• 3-POINTERS MADE •

Made 7 3-pointers: 7 (7-15) Tyler Hall vs. Montana State (11/21/18)
Made 10 3-pointers: 10 (10-19) Lance Weems at Auburn (01/06/96)

• 3-POINTERS ATTEMPTED •

Attempted 15 3-pointers: 15 (7-15) Tyler Hall vs. Montana State (11/21/18)
Attempted 20 3-pointers: 22 (5-22) Jeff Fryer vs. Loyola Marymount (03/16/89)

• FREE THROWS MADE •

Made 10 Free Throws: 11 (11-12) Justin Hill vs Georgia (02/10/24)
Made 15 Free Throws: 15 (15-16) Shawn East II (02/24/24)

• FREE THROWS ATTEMPTED •

Attempted 15 Free Throws: 15 (9-15) Trazarien White UNCW (12/30/23)
Attempted 20 Free Throws: 24 (18-24) Frank Williams vs. Illinois (12/08/01)

• FREE THROW PERCENTAGE •

Shot 100% FT (min 10 att): 10-10 Tamar Bates at Missouri (01/31/24)

• REBOUNDS •

Grabbed 15-19 Rebounds: 15 Andersson Garcia at Texas A&M (02/20/24)
Grabbed 20 Rebounds: 20 Antonio McDyeys vs. Alabama (03/11/95)
• Grabbed 10 Offensive Rebounds: 11 Tyler Davis at Texas A&M (01/30/18)
• Grabbed 10 Defensive Rebounds: 10 Oscar Tshiebwwe vs Kentucky (02/26/22)

• ASSISTS •

Had 10 Assists: 11 Tremont Waters vs. LSU (01/12/19)
Had 13 Assists: 13 Chuck Evans at Mississippi State (01/27/93) **(most on record)**

• STEALS •

Had 5 Steals: 6 Alpha Diallo at Providence (03/19/19)
Had 8 Steals: 8 Terry Conerway vs. Texas State (12/21/02)

• BLOCKED SHOTS •

Had 6-9 Blocks: 6 Johni Broome at Auburn (01/07/23)
Had 10 Plus Blocks: 10 P.J. Roberson vs. Grambling State (11/26/11)

• TURNOVERS •

Committed 7-9 Turnovers: 7 Wendell Green Jr vs Auburn (02/08/22)
Committed 10 Plus Turnovers: 12 Devin Gibson vs. UTSA (12/12/07)

LAST TIME ARKANSAS HIGHS...

• SCORING •

Scored 100-119 Points: 102 at Kentucky (03/02/24)
Scored 120-Plus Points: 142 vs. Mississippi Valley State (11/25/20)
Scored 50 Points in 1st Half: 53 at Georgia (02/02/22)
Scored 50 Points in 2nd Half: 51 vs Vanderbilt (03/13/24)
Scored 60 or More Points in a Half: 61 (1st) vs. Miss Valley State (11/25/20)
Scored 70 or More Points in a Half: 71 (1st) vs. Alcorn (11/13/09)
Scored 80 or More Points in a Half: 81 (2nd) vs. Miss Valley State (11/25/20)
Most Points in a Half: 88 (2nd) vs. U.S. International (12/09/89)

• FIELD GOALS MADE •

Made 40 Field Goals: 40 (40-71) at Georgia (02/02/22)
Made 50 Field Goals: 57 (57-99) vs. Troy (12/10/96)
RECORD: 68 (68-101) vs. U.S. International (12/09/89)

• FIELD GOALS ATTEMPTED •

Attempted 80 Field Goals: 86 (48-86) vs Miss Valley State (11/25/20)
Attempted 90 Field Goals: 99 (57-99) vs. Troy (12/10/96)
Attempted 100 Field Goals: 101 (68-101) vs. US International (12/09/89)
RECORD: 101 (68-101) vs. U.S. International (12/09/89)

• FIELD GOAL PERCENTAGE •

Shot 60% FG: 60.8 (31-51) vs LSU (03/06/24)
Shot 70% or Better FG: 72.7 (32-44) vs. Alabama State (12/21/83)
RECORD: 79.4 (27-34) vs. Texas Tech (1979)

• 3-POINTERS MADE •

Made 15 3-pointers: 15 (15-28) at Georgia (02/02/22)
Made 20 3-pointers: 20 (20-40) vs Miss Valley State (11/25/20)
RECORD: 21 (21-37) vs. Troy (12/10/96)

• 3-POINTERS ATTEMPTED •

Attempted 30 3-pointers: 33 (15-33) at South Carolina (02/03/21)
Attempted 40 3-pointers: 40 (20-40) vs Miss Valley State (11/25/20)
RECORD: 54 (19-54) vs. North Texas (12/30/98)

• 3-POINT PERCENTAGE •

Shot 50% 3PT FG (min. 15 att): 55.0 (11-22) vs Georgia (02/21/23)
Shot 60% or Better 3PT FG (min. 15 att): 61.1 (11-18) at Vanderbilt (03/06/19)
RECORD (min. 15 att): 66.7 (16-24) vs. Mississippi State (01/09/16)

• FREE THROWS MADE •

Made 30 Free Throws: 31 (31-40) vs Texas A&M (01/16/24)
Made 40 Free Throws: 41 (41-49) at Kentucky (01/25/92)
RECORD: 48 (48-53) vs. Ole Miss (01/17/04)

• FREE THROW ATTEMPTS •

Attempted 40 Free Throws: 40 (31-40) vs Texas A&M (01/16/24)
Attempted 50 Free Throws: 54 (36-54) vs LSU (03/04/20)
Attempted 60 Free Throws: 65 vs. TCU (1955)
RECORD: 65 vs. TCU (1955)

• FREE THROW PERCENTAGE •

Shot 85% FT (min. 20 att): 88.9 (24-27) at Alabama (03/09/24)
Shot 90% or Better FT (min. 20 att): 96.4 (27-28) at Kentucky (03/02/24)
RECORD (min 10 att): 100 3x - Best 16-16 at Kentucky (02/27/14)

• REBOUNDS •

Grabbed 40 Rebounds: 40 at Texas A&M (02/20/24)
Grabbed 50 Rebounds: 52 vs Stanford (11/22/23)
Grabbed 55-Plus Rebounds: 58 vs Oral Roberts (12/20/20)
RECORD: 77 vs. Jackson State (01/22/02)

• ASSISTS •

Had 25 Assists: 26 vs Georgia (02/21/23)
Had 30 Assists: 32 vs. Jackson State (11/22/96)
Had 40 Assists: 40 vs. Troy (12/10/96)
RECORD: 47 vs. U.S. International (12/09/89)

• STEALS •

Had 15 Steals: 16 vs Bradley (12/17/22)
Had 20 Steals: 24 vs. Maryland-Eastern Shore (01/02/01)
Had 25 Steals: 26 vs. Louisiana-Monroe (11/25/00)
RECORD: 26 vs. Louisiana-Monroe (11/25/00)

• BLOCKED SHOTS •

Had 10 Blocks: 10 vs LSU (03/06/23)
Had 13 Blocks: 13 vs Texas A&M (01/31/23)
Had 15 Blocks: 15 vs Gardner-Webb (11/10/23)
RECORD: 18 vs. Missouri (12/05/95)

• MOST TURNOVERS •

Had 25 Turnovers: 25 at South Carolina (02/21/09)
Had 30 Turnovers: 32 vs. Providence (11/16/07)
RECORD: 32 vs. Providence (11/16/07)

• FOULS •

Committed 25 Fouls: 27 at Texas A&M (02/20/24)
Committed 30 Fouls: 33 at Missouri (01/18/23)
RECORD: 38 vs. Missouri (12/04/61)

LAST TIME ARKANSAS LOWS...

• SCORING •

Held to 40-45 Points: 43 at Florida (01/22/11)
Held to 46-49 Points: 46 at Mississippi State (02/09/16)
Held to 50-55 Points: 51 at Ole Miss (01/24/24)
Held to 56-59 Points: 57 vs Kentucky (01/27/24)
Held to 19 Points or Less in a Half: 19 (1st half) at LSU (12/28/22)

• FIELD GOALS •

Held to Below 20 Field Goals Made: 17 (17-51) at Ole Miss (01/24/24)

• FIELD GOAL PERCENTAGE •

Held to 20-29% FG: 27.5 (14-51) vs New Mexico State (03/19/22)
Held to 30-35% FG: .333 (20-60) vs Kentucky (01/27/24)

• 3-POINTERS •

Did not Make a 3-pointer: 0 (0-1) vs South Carolina (01/18/22)
Held to 1-2 3-PT FG Made: 2 (2-16) at Auburn (01/07/23)
Attempted Single-Digit 3-pointers: 6 (4-6) at Missouri (01/31/24)

• 3-POINT PERCENTAGE •

Shot 10% or Worse 3PT FG: 0.0 (0-11) vs South Carolina (01/18/22)
Shot 11-19% 3PT FG: 19.0 (2-16) at Auburn (01/07/23)

• FREE THROWS •

Made 5 or Less Free Throws: 4 (4-7) vs Lipscomb (11/06/24)
Attempted Single Digit Free Throws: 7 (4-7) vs Lipcomb (11/06/24)

• FREE THROW PERCENTAGE •

Shot 40-49% FT: 47.1 (8-17) vs Southern (12/09/20)
Shot Below 40% FT: 26.7 (4-15) at Texas A&M (01/09/13)

• REBOUNDING •

Had 19 or Fewer Rebounds: 19 at Missouri (03/05/13)
Had 20-25 Rebounds: 25 vs Oklahoma (12/10/22)

• ASSISTS •

Held to 6 Assists or less: 6 vs Stanford (11/22/23)

• STEALS •

Had 0 Steals: vs Texas Tech (03/21/21) **(only time on record)**
Had 1 Steal: 1 vs Texas A&M (01/16/24)
Had 2-3 Steals: 3 at Vanderbilt (01/14/23)

• BLOCKED SHOTS •

Had No Blocked Shots: 0 vs Missouri (1/23/19)

• FEWEST TURNOVERS •

Had 1-4 Turnovers: 4 vs Old Dominion (11/13/23)
Had 5 Turnovers: 5 vs South Carolina 013/20/24)

• FOULS •

Had Single Digit Fouls: 6 vs Mercer (11/09/21)

ARKANSAS IN OVERTIME...

Overall Record 71-60
• Single OT 62-57
• Double OT 9-2
• Triple OT 0-1

LAST TIME:

Played in a Single OT game: 03/13/24 vs Vanderbilt
Played in a 2OT game: 11/22/23 vs Stanford
Played in a 3OT game: 02/09/80 vs Houston

W, 80-85 (OT)
W, 77-74 (2 OT)
L, 90-84 (3 OT)

LAST TIME AN OPPONENT HIGHS...

• SCORING •

Scored 100 Points: 106 at Tennessee (01/15/19)
Scored 111 Points: 111 at Kentucky (03/02/24)
Scored 50 Points in 1st Half: 53 at Kentucky (03/02/24)
Scored 50 Points in 2nd Half: 58 at Kentucky (03/02/24)
Scored 60 or More Points in a Half: 63 (2nd half) at Vanderbilt (01/14/23)

• FIELD GOALS MADE •

Made 40 Field Goals: 40 (40-68) by Texas (01/05/10)
Made 45 Field Goals: 45 (45-80) vs. Pittsburgh (12/29/86)

• FIELD GOALS ATTEMPTED •

Attempted 70 Field Goals: 75 (33-75) at Alabama (03/09/24)
Attempted 80 Field Goals: 80 (30-80) by Auburn (02/08/22)

• FIELD GOAL PERCENTAGE •

Shot 60% FG: 61.1 (15-23) vs. Auburn (02/17/16)
Shot 65% FG: 67.7 (4-65) vs. North Carolina (03/23/08)
Shot 69% FG: 69.8 (37-53) at Auburn (01/14/95)

• 3-POINTERS MADE •

Made 15 3-pointers: 15 (15-36) at Alabama (01/16/21)
Made 17 3-pointers: 17 (17-37) vs UNI (11/17/21) - **TIES RECORD BY OPP (3x)**

• 3-POINTERS ATTEMPTED •

Attempted 30 3-pointers: 30 (9-30) at Alabama (03/09/24)
Attempted 35 3-pointers: 37 (17-7) vs UNI (11/17/21)

• 3-POINT PERCENTAGE •

Shot 50% 3PT FG (min 15 att): 52.2 (12-23) at LSU (02/03/24)
Shot 60% or Better 3PT FG (min 15 att): 66.7 (12-18) at Tennessee (03/05/22)

• FREE THROWS •

Made 30 Free Throws: 34 (34-42) at Kentucky (03/02/24)
Made 40 Free Throws: 40 (40-50) vs. UMass (11/25/94)

• FREE THROW ATTEMPTS •

Attempted 35 Free Throws: 39 (25-39) at Texas A&M (02/20/24)
Attempted 40 Free Throws: 42 (34-42) at Kentucky (03/02/24)
Attempted 50 Free Throws: 50 (39-50) vs. South Carolina (03/11/04)

• FREE THROW PERCENTAGE •

Shot 85% FT (min. 10 att): .875 (21-24) vs Tennessee (02/14/24)
Shot 90% or Better FT (min. 10 att): .909 (20-22) at Missouri (01/31/24)
Shot 100% (min. 10 att): 1.000 (14-14) vs Florida (02/16/21)

• REBOUNDING •

Grabbed 45 Rebounds: 47 at Texas A&M (02/20/24)
Grabbed 50 Rebounds: 51 vs Missouri (01/02/21)
Grabbed 55-Plus Rebounds: 60 vs Auburn (02/08/22)
• Grabbed 20 Offensive Rebounds: 20 at Texas A&M (02/20/24)

• ASSISTS •

Had 25 Assists: 25 vs. Louisville (11/17/09)
Had 30 Assists: 30 at UAB (01/27/90)

• STEALS •

Had 15 Steals: 15 at LSU (02/24/10)
Had 18 Steals: 18 vs. Alcorn State (12/02/95)

• BLOCKED SHOTS •

Had 10 Blocks: 10 at Tennessee (01/22/14)
Had 13 Blocks: 13 at Mississippi State (01/14/10)

• MOST TURNOVERS •

Had 20 Turnovers: 22 vs Colgate (03/19/21)
Had 25 Turnovers: 27 vs Bradley (12/17/22)
Had 30 Turnovers: 30 vs. Fordham (11/11/22)
MOST ON RECORD: 42 vs. Grambling (12/31/00) and Bethune-Cookman (12/02/97)

• FOULS •

Committed 30-plus Fouls: 32 vs Alabama (02/24/21)
RECORD: 36 vs. Centenary (12/04/82)

LAST TIME AN OPPONENT LOWS

• SCORING •

Held to 30-39 Points: 33 vs. Vanderbilt (01/12/13)
Held to 40-45 Points: 40 vs LSU (01/24/23)
Held to 46-49 Points: 48 vs Fordham (11/11/22)
Held to 50-55 Points: 50 vs Lipscomb (12/05/20)
Held to 56-59 Points: 5x LAST 58 vs UNC Greensboro (12/06/22)
Held Below 20 Points in 1st Half: 14 vs LSU (01/24/23)
Held Below 20 Points in 2nd Half: 18 vs Savannah State (12/12/13)
No Opponent Player Scored in Double-Digits: vs LSU (01/24/23)

• FIELD GOAL PERCENTAGE •

Held to 21% or Worse FG: .2097 (13-62) vs. Jackson State (11/22/02)
Held to 20-29% FG: .259 (14-54) vs LSU (01/24/23)
Held to 30-35% FG: .333 (20-60) at Texas A&M (02/20/24)

• 3-POINTERS •

Did not Make a 3-pointer: 0 (0-10) by Mississippi State (02/07/15)
Held to 1 3-PT FG Made: 1 (1-10) vs Texas A&M (03/10/23)
Held to 2-3 3-PT FG Made: 2 (2-18) vs San Diego State (11/23/22)

• 3-POINT PERCENTAGE •

Shot 10% or Worse 3PT FG: 10.0 (1-10) vs Texas A&M (03/10/22)
Shot 11-16% 3PT FG: 11.1 (1-9) vs LSU (01/24/23)
Shot 17-19% 3PT FG: 19.0 (4-21) vs Florida (02/18/23)

• FREE THROWS •

Made 1-5 Free Throws: 4 (4-5) vs Old Dominion (11/13/23)
Made 6-9 Free Throws: 6 (6-12) at LSU (12/28/22)

• FREE THROW ATTEMPTS •

Attempted Single Digit Free Throws: 9 (7-9) vs Lipscomb (11/06/24)

• FREE THROW PERCENTAGE •

Shot Below 40% FT: 38.1 (8-21) vs. Texas State (12/22/18)
Shot 40-49% FT: 46.2 (5-13) vs Ole Miss (01/21/23)

• REBOUNDING •

Had 19 or Fewer Rebounds: 19 vs Auburn (03/09/23)
Had 20-25 Rebounds: 25 vs Florida (02/18/23)

• ASSISTS •

Held 5 Assists or Fewer: 5 vs Texas A&M (01/16/24)

• STEALS •

Had No Steals: 0 vs Vanderbilt (01/15/20)
Had 1 Steal: 1 vs South Carolina (01/20/24)
Had 2 Steals: 2 vs UNCW (12/30/23)

• BLOCKED SHOTS •

Had No Blocked Shots: 0 vs LSU (03/06/24)

• FEWEST TURNOVERS •

Had 0-2 Turnovers: 2 vs Texas A&M (01/16/24)
Had 3-5 Turnovers: 5 at Tennessee (01/06/21)

• FOULS •

Had Single Digit Fouls: 8 at Michigan (12/08/12)
Committed 10-14 Fouls: 14 vs UNI (11/17/21)

GAME 1

L

60

Lipscomb

#16/16 ARKANSAS

28 32

39 37

60 76

Nov. 6, 2024 • Fayetteville, Ark. • Bud Walton Arena

Lipscomb 60 • 1-1

#	Player	Total		3-Ptr	Rebounds			PF	TP	A	TO	Blk	Stl	Min
		FG-FGA	FG-FGA	FT-FTA	Off	Def	Tot							
06	Charlie Williams	f	1-5	1-2	0-0	0	0	0	0	3	2	2	0	17
41	Jacob Ognacevic	f	5-12	1-5	5-6	0	6	6	3	16	1	4	0	35
02	Will Pruitt	g	4-12	3-6	1-1	1	7	8	2	12	0	2	1	0
10	Gyasi Powell	g	5-12	2-6	0-1	0	2	2	1	12	1	1	0	32
22	Joe Anderson	g	2-5	2-5	0-0	0	5	5	2	6	3	3	0	33
01	Rylan Houck		1-2	0-0	0-0	1	1	2	0	2	0	0	0	8
05	Miles White		0-1	0-1	0-0	0	0	0	0	0	1	0	0	13
11	Logan Suber		2-3	0-0	1-1	1	0	1	2	5	0	2	0	2
35	Grant Asman		2-6	0-2	0-0	1	1	2	2	4	1	3	0	1
Team						1	2	3			1			
Totals			22-58	9-27	7-9	5	24	29	12	60	8	19	1	8
FG % 1st Half:		10-27	37.0%	2nd half:	12-31	38.7%	Game:		22-58	37.9%	Deadball			
3FG % 1st Half:		4-13	30.8%	2nd half:	5-14	35.7%	Game:		9-27	33.3%	Rebounds			
FT % 1st Half:		4-5	80.0%	2nd half:	3-4	75.0%	Game:		7-9	77.8%	4			

Arkansas 76 • 1-0

#	Player	Total		3-Ptr	Rebounds			PF	TP	A	TO	Blk	Stl	Min
		FG-FGA	FG-FGA	FT-FTA	Off	Def	Tot							
03	Adou Thiero	f	4-6	0-1	0-2	1	3	4	3	8	1	0	0	3
44	Zvonimir Ivisic	f	5-6	1-2	1-2	1	2	3	2	12	0	2	3	1
01	Johnell Davis	g	7-12	1-4	0-0	1	5	6	0	15	1	2	1	1
02	Boogie Fland	g	7-18	1-8	2-2	0	3	3	0	17	3	1	0	1
21	D.J. Wagner	g	3-7	0-1	1-1	0	2	2	2	7	2	3	0	1
04	Trevon Brazile		3-5	0-0	0-0	1	7	8	2	6	1	1	0	2
09	Jonas Aidoo		1-2	0-0	0-0	1	2	3	0	2	0	2	0	0
11	Karter Knox		2-4	1-3	0-0	1	1	2	1	5	0	0	0	1
24	Billy Richmond III		2-3	0-0	0-0	0	2	2	1	4	2	1	1	1
Team						0	2	2						
Totals			34-63	4-19	4-7	6	29	35	11	76	10	12	5	11
FG % 1st Half:		17-33	51.5%	2nd half:	17-30	56.7%	Game:		34-63	54.0%	Deadball			
3FG % 1st Half:		2-11	18.2%	2nd half:	2-8	25.0%	Game:		4-19	21.1%	Rebounds			
FT % 1st Half:		3-3	100.0%	2nd half:	1-4	25.0%	Game:		4-7	57.1%	2			

Officials: Devyn Page,James Breeding,Joe Lindsay
Technical fouls: Lipscomb-None. Arkansas-None.
Attendance: 19200

Score by periods	1st	2nd	Total
Lipscomb	28	32	60
Arkansas	39	37	76

Last FG - Lips 2nd-00:41, ARK 2nd-00:18.
Largest lead - Lips by 5 1st-10:01, ARK by 17 2nd-02:04.
LIPS led for 05:25. ARK led for 30:50. Game was tied for 03:45.

	In Paint	Off T/O	2nd Chance	Fast Break	Bench
Points					
LIPS	22	13	11	5	11
ARK	54	25	6	23	17

Score tied - 5 times.
Lead changed - 2 times.

EXH 1: ARKANSAS VS KANSAS

Official Box Score
(0) Kansas vs (0) Arkansas
Game Totals - Final Statistics

October 25, 2024 at Bud Walton Arena Nolan Richardson Court - Fayetteville, Ark.

(0) #.0. Kansas 69

No.	Player	S	Pts	FG	3FG	FT	OR	DR	TR	PF	A	TO	Blk	Stl	Min	+/
02	STORR, AJ	*	8	4-11	0-4	0-0	0	3	3	3	1	0	0	0	18	-11
03	HARRIS JR., DAJUAN	*	26	11-17	4-5	0-0	0	1	1	3	2	2	0	3	32	-11
05	MAYO, ZEKE	*	7	2-6	2-5	1-2	0	4	4	1	2	3	0	0	25	-14
24	ADAMS JR., KJ	*	9	4-10	0-0	1-2	1	2	3	4	0	4	0	2	32	-17
04	BIDUNGA, FLORY	*	6	3-4	0-0	0-0	3	4	7	4	1	1	1	0	26	-11
04	PASSMORE, RAKEASE		11	4-7	1-3	2-4	4	2	6	1	1	1	0	1	19	-7
08	COLT, DAVID		0	0-5	0-4	0-0	0	0	0	1	3	1	0	1	24	-7
11	MCDOWELL, JAMARI		2	1-2	0-1	0-2	0	4	4	2	1	1	0	0	14	-1
41	CLEMENCE, ZACH		0	0-2	0-1	0-0	1	2	3	4	1	4	0	2	10	-1
TEAM			0	4	4	0	0	4	4	0	0					
TOTALS			69	29-64	7-23	4-10	9	26	35	23	12	17	1	9	199	

Shooting By Period

Period	FG	FG%	3FG	3FG%	FT	FT%
1st Qtr	7-17	41%	2-7	29%	1-2	50%
2nd Qtr	7-15	47%	1-5	20%	1-2	50%
3rd Qtr	7-17	41%	2-7	29%	1-2	50%
4th Qtr	8-15	53%	2-4	50%	1-4	25%
1st Half	14-32	44%	3-12	25%	2-4	50%
2nd Half	15-32	47%	4-11	36%	2-6	33%
Game	29-64	45.3%	7-23	30.4%	4-10	40.0%

Deadball Rebounds: 5,1
Last FG: 4th-00:15
Biggest Run: 6-0
Largest lead: By 2 at 1st-09:40
Technical Fouls: None.

(0) #.0. Arkansas 85

No.	Player	S	Pts	FG	3FG	FT	OR	DR	TR	PF	A	TO	Blk	Stl	Min	+/
02	FLAND, BOOGIE	*	22	8-15	1-6	5-7	0	2	2	2	5	2	0	6	35	11
03	THIERO, ADOOU	*	2	1-1	0-0	0-0	0	5	5	2	0	0	0	1	17	13
11	KNOX, KARTER	*	9	3-7	0-2	3-3	2	2	4	4	1	1	0	0	25	13
21	WAGNER, D.J.	*	24	8-12	2-4	6-8	0	4	4	1	0	2	0	1	35	21
44	IVISIC, ZVONIMIR	*	18	5-10	2-5	6-6	1	5	6	1	4	3	1	0	30	13
01	DAVIS, JOHNNELL		5	2-9	1-6	0-0	1	2	3	2	1	3	0	2	25	12
04	BRAZILE, TREVON		5	1-3	0-0	3-4	2	3	5	2	1	2	0	2	21	2
05	CHAVIS, CASMIR		0	0-0	0-0	0-0	0	0	0	1	0	0	0	0	2	-3
24	RICHMOND III, BILLY		0	0-1	0-1	0-0	0	1	1	3	0	0	0	0	10	-2
TEAM			1	3	4	0	0	3	4	0	0					
TOTALS			85	28-58	6-24	23-28	7	27	34	18	12	13	1	12	199	

Shooting By Period

Period	FG	FG%	3FG	3FG%	FT	FT%
1st Qtr	8-12	67%	2-4	50%	7-8	88%
2nd Qtr	7-17	41%	1-8	13%	5-6	83%
3rd Qtr	6-15	40%	1-6	17%	7-8	88%
4th Qtr	7-14	50%	2-6	33%	4-6	67%
1st Half	15-29	52%	3-12	25%	12-14	86%
2nd Half	13-29	45%	3-12	25%	11-14	79%
Game	28-58	48.3%	6-24	25.0%	23-28	82.1%

Deadball Rebounds: 1,0
Last FG: 4th-02:24
Biggest Run: 6-0
Largest lead: By 20 at 3rd-02:13
Technical Fouls: None.

Game Notes:
Officials: Terry Oglesby, Doug Shows, Vladimir Voyard-
Tadai
Attendance: 19200
Start Time: 09:11 PM ET
End Time: 11:17 PM ET
Game Duration: 2:06

Arkansas is the No. 0 seed and Kansas is the No. 0 seed

Score	1st	2nd	3rd	4th	TOT	Points	KAN	ARK
KAN	17	16	17	19	69	In the Paint	44	40
ARK	25	20	20	20	85	Off Turns	12	21
						2nd Chance	13	8
						Fast Break	10	16
						Bench	13	10
						Per Poss	13/45	11/49
							32/73	39/74

EXH 2: ARKANSAS VS TCU

Official Box Score
Arkansas vs TCU
Game Totals at 00:00 (4th Period)
November 02, 2024 at Dickies Arena

Arkansas 65

No.	Player	S	Pts	FG	3FG	FT	OR	DR	TR	PF	A	TO	Blk	Stl	Min	+/
02	FLAND, BOOGIE	G	11	4-9	1-5	2-2	0	1	1	1	5	3	0	1	36	1
03	THIERO, ADOU	F	20	8-13	1-2	3-5	1	6	7	3	4	3	4	1	37	4
11	KNOX, KARTER	F	5	2-5	1-3	0-0	1	3	4	1	1	0	2	1	19	9
21	WAGNER, D.J.	G	6	3-9	0-3	0-2	0	2	2	1	2	5	0	1	34	-3
44	IVISIC, ZVONIMIR	F	5	2-8	1-4	0-0	1	7	8	0	0	2	3	1	25	-6
01	DAVIS, JOHNNELL	G	8	3-7	2-3	0-0	1	6	7	1	2	0	0	0	22	-12
04	BRAZILE, TREVON	F	6	2-6	1-3	1-2	2	7	9	7	2	1	1	0	18	0
24	RICHMOND III, BILLY	F	4	2-4	0-1	0-0	0	0	0	0	0	1	0	0	9	0
TEAM							2	2	4	0						
TOTALS			65	26-61	7-24	6-11	8	34	42	14	17	14	10	5	200	

Shooting By Period

Period	FG	FG%	3FG	3FG%	FT	FT%
1st Half	15-32	47%	5-11	45%	4-6	67%
2nd Half	11-29	38%	2-13	15%	2-5	40%
Game	26-61	42.6%	7-24	29.2%	6-11	54.5%

Last FG: 4th-03:28
Largest lead: By 13 at
Technical Fouls: None.

TCU 66

No.	Player	S	Pts	FG	3FG	FT	OR	DR	TR	PF	A	TO	Blk	Stl	Min	+/
00	WENZEL, BRENDAN	G	6	2-7	2-5	0-0	0	2	2	1	3	1	0	3	25	11
08	UDEH JR., ERNEST	C	13	6-7	0-0	1-2	2	6	8	3	0	1	2	1	27	-3
11	COLLINS, FRANKIE	G	10	4-9	1-2	1-2	0	0	0	4	6	2	0	1	32	11
13	WHITE, TRAZAKIE	C	5	2-9	1-5	0-0	1	4	5	1	3	1	0	2	23	2
21	REYNOLDS, NOAH	G	5	2-11	1-4	0-0	0	4	4	1	1	1	0	2	28	-8
01	MANNING, ISAHU	F	0	0-1	0-1	0-0	1	1	2	0	0	0	0	0	10	-9
03	ALLETTE, VASEAN	G	10	4-8	2-3	0-2	0	1	1	1	1	1	0	0	19	1
05	ROBINSON, MICAH	F	8	2-6	1-3	3-4	0	2	2	0	2	0	0	0	11	-5
15	PUNCH, DAVID	F	5	2-4	0-0	1-2	2	3	5	1	0	0	0	0	12	6
24	JONES, RJ	G	0	0-1	0-1	0-0	0	0	0	0	0	0	0	0	2	-4
32	DIALLO, MALICK	C	0	0-0	0-0	0-0	0	0	0	1	0	0	0	0	1	-2
41	POSEY, JACE	F	4	1-4	0-1	2-2	1	2	3	2	0	1	0	0	10	3
	TEAM						3	2	5	0	0	0				
TOTALS			66	25-67	8-25	8-14	10	27	37	15	16	8	2	9	200	