

COLGATE BASKETBALL




1995, 1996, 2019, 2021, 2022, 2023, 2024 PATRIOT LEAGUE CHAMPIONS

2023-24 NCAA TOURNAMENT GAME NOTES
MARCH 22-24 | FEDEXFORUM | MEMPHIS, TENN.



2023-24 NCAA TOURNAMENT MEN'S BASKETBALL BRACKET



2024 NCAA® DIVISION I MEN'S BASKETBALL CHAMPIONSHIP



FIRST ROUND
MARCH 21-22

SECOND ROUND
MARCH 23-24

SWEET 16
MARCH 26-29

ELITE 8
MARCH 30-31

NATIONAL SEMIFINALS
APRIL 6

NATIONAL SEMIFINALS
APRIL 6

ELITE 8
MARCH 30-31

SWEET 16
MARCH 28-29

SECOND ROUND
MARCH 23-24

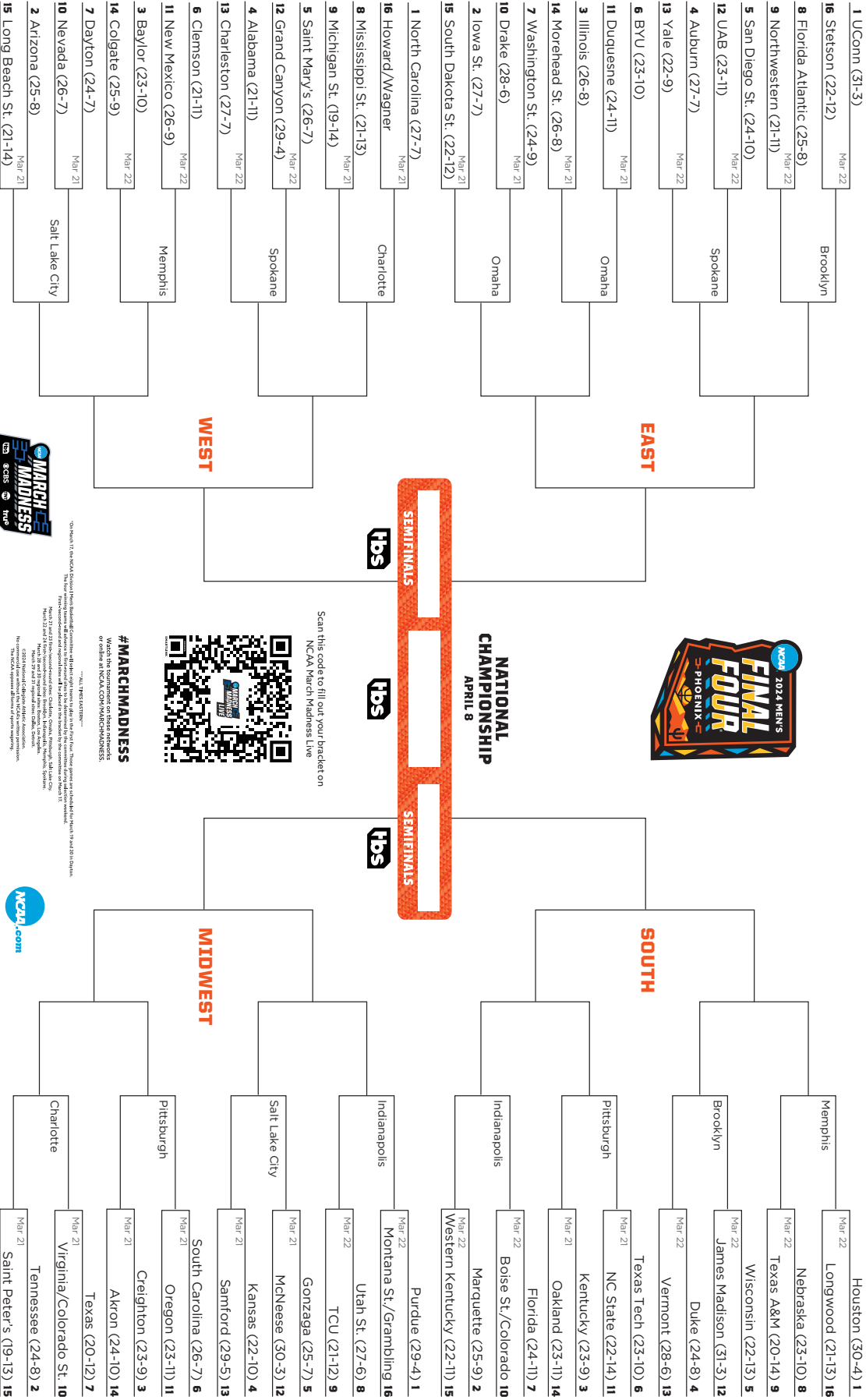
FIRST ROUND
MARCH 21-22

FIRST FOUR

16 Howard (18-16)	10 Virginia (23-10)	DAYTON MW MARCH 19-20	Montana St. (17-17) 16	Boise St. (22-10) 10
16 Wagner (16-15)	10 Colorado St. (24-10)	MW MARCH 19-20	Grambling (20-14) 16	8 Colorado (24-10) 10



SOUTH



Scan this code to fill out your bracket on NCAA March Madness Live

#MARCHMADNESS
Watch the tournament on these networks or online at NCAA.COM/MARCHMADNESS



©2023 NCAA. All rights reserved. NCAA and the NCAA logo are trademarks of the National Collegiate Athletic Association. All other marks are the property of their respective owners. The NCAA logo is a registered trademark of the National Collegiate Athletic Association. All other marks are the property of their respective owners. The NCAA logo is a registered trademark of the National Collegiate Athletic Association. All other marks are the property of their respective owners.

COLGATE RAIDERS

GAME NOTES: COLGATE RAIDERS VS #14 BAYLOR BEARS | NCAA TOURNAMENT FIRST ROUND | FRIDAY, MARCH 22, 2024 | 11:40 AM CT | FEDEXFORUM | MEMPHIS, TENN.

GAME DAY INFORMATION



COLGATE RAIDERS
25-9 | 16-2 PATRIOT LEAGUE

VS

#14 BAYLOR BEARS
23-10 | 11-7 BIG 12








Head Coach	Matt Langel	Head Coach	Scott Drew
Record Overall	227-183	Record Overall	463-254
Record at Colgate	227-183	Record at Baylor	443-243
NET Ranking	125	NET Ranking	15
KenPom Ranking	145	KenPom Ranking	14

OPENING TIPS

- ▶ Colgate heads to Memphis for its **fifth consecutive NCAA tournament appearance** when the Raiders face off with No. 14 Baylor on Friday inside FedExForum. This will be the first-ever meeting between the two teams.
- ▶ The Raiders advance to the **NCAA tournament for the seventh time** in the program's 124-year history and this will be their **third trip as a No. 14 seed**. In its two previous tournament bids with that rank, Colgate established second-half leads both times against Arkansas (2020-21) and Wisconsin (2021-22).
- ▶ Sophomore point guard **Braeden Smith ranks top 25 nationally in assists** and assists per game. He followed up Patriot League Player of the Year with PL Tournament MVP after averaging 16.0 points, 9.0 rebounds, and 5.0 assists in three postseason victories. He posted a double-double in the championship (15 pts, 12 rebs).

PROJECTED STARTERS

	#1 BRADY CUMMINS So. G 6-6 190 Yorke, Maine PPG 7.5 RPG 2.6 APG 1.0 MPG 21.1	NOTES: Coming off a career-high 19 points in PL championship (3/13)...scored 16 points against Army (1/31)...shooting north of 40 percent from behind the arc...two games with four made treys this season.
	#2 BRAEDEN SMITH So. G 6-0 180 Seattle, Wash. PPG 12.5 RPG 5.5 APG 5.8 MPG 30.3	NOTES: PL Player of the Year...five 20-point performances this season...ranks inside top 50 nationally in assists, assists per game, and steals...has at least one steal in 11 straight games...three double-doubles this season.
	#3 JALEN COX Fr. G 6-7 220 Los Angeles, Calif. PPG 4.5 RPG 2.6 APG 1.9 MPG 19.5	NOTES: Made first career start at American (1/27) and has started every game since...posted three steals and three blocked shots at Army (1/17)...scored a career-high 15 points in PL semifinal win over Bucknell (3/10).
	#4 RYAN MOFFATT 5th F 6-7 220 Lancaster, Pa. PPG 10.4 RPG 4.4 APG 1.6 MPG 29.6	NOTES: All-PL Second Team...ranks third in PL in career three-point percentage...matched career high with six made 3-pointers and season-high 23 points against Boston U (1/20)...has six games with at least four 3-pointers.
	#14 KEEGAN RECORDS 5th C 6-10 250 South Kingstown, R.I. PPG 10.9 RPG 6.3 APG 1.2 MPG 25.7	NOTES: All-PL First Team...scored 21 points in Colgate's road win at Lafayette (2/19)...has led the team in scoring in five of last nine games...posted a season-high 22 points at Vermont (12/9)...three double-doubles this season.

RAIDER RESERVES

NO.	NAME	POS.	HT.	WT.	PPG	RPG	APG	MPG
0	Julian Scott	G	6-2	180	1.3	0.6	0.4	3.1
5	Nicolas Louis-Jacques	G	6-4	195	6.8	1.5	0.6	20.4
10	Chandler Baker	G	6-5	185	5.2	1.4	0.3	11.3
13	Kyle Carlesimo	G	6-2	180	1.6	1.2	0.4	6.5
23	Cooper Wright	F	6-5	195	0.5	1.2	0.2	2.8
25	Parker Jones	G	6-6	190	4.2	2.7	0.8	14.2
30	Sam Thomson	F	6-9	230	4.3	2.8	0.8	15.1
33	Sam Wright	F	6-8	240	2.8	0.8	0.1	3.7
34	Alex Capitano	G	6-4	205	0.0	1.0	0.0	2.0
55	Jeff Woodward	C	6-10	250	7.2	4.2	1.3	19.3

2023-24 SCHEDULE

DATE	OPPONENT	NETWORK	TIME/RESULT
N6	BROWN	ESPN+	W, 72-70
N14	at Syracuse	ACCN	L, 75-79
N17	Yale %	ESPN+	L, 50-68
N18	Gardner-Webb %	ESPN+	W, 59-52
N19	Weber State %	ESPN+	W, 57-55
N22	HARVARD	ESPN+	L, 70-76
N29	BINGHAMTON	ESPN+	W, 84-49

D2	at #2 Arizona	P12N	L, 55-82
D6	VTSU - LYNDON	ESPN+	W, 115-37
D9	at Vermont	ESPN+	W, 77-71
D17	at #16 Illinois	BTN	L, 57-74
D21	at Iona	ESPN+	L, 65-85
D30	at Cornell	ESPN+	L, 64-77

J3	LOYOLA *	ESPN+	W, 78-55
J6	at Navy *	ESPN+	W, 80-72
J10	LAFAYETTE *	ESPN+	L, 64-69
J13	at Bucknell *	ESPN+	W, 84-73
J17	at Army *	ESPN+	W, 64-56
J20	BOSTON U *	ESPN+	W, 75-59
J22	LEHIGH *	CBSSN	W, 60-57
J27	at American *	ESPN+	W, 73-54
J31	ARMY *	ESPN+	W, 74-55

F3	NAVY *	CBSSN	W, 88-64
F7	at Boston U *	ESPN+	W, 74-64
F10	at Loyola *	ESPN+	W, 76-62
F14	HOLY CROSS *	ESPN+	W, 85-55
F17	BUCKNELL *	ESPN+	W, 62-50
F19	at Lafayette *	CBSSN	W, 67-62
F25	AMERICAN *	CBSSN	L, 64-66
F28	at Holy Cross *	ESPN+	W, 77-58

M2	at Lehigh *	CBSSN	W, 63-60
M7	HOLY CROSS ^	ESPN+	W, 81-64
M10	BUCKNELL ^	CBSSN	W, 68-65
M13	LEHIGH ^	CBSSN	W, 74-55
M22	#14 Baylor \$	truTV	12:40 PM

* Patriot League Games
% Atlantic Slam Tournament - Moncton, New Brunswick
^ Patriot League Tournament - Hamilton, N.Y.
\$ NCAA Tournament - West Region - Memphis, Tenn.

HOME GAMES IN BOLD CAPS

All Times Eastern

GAMEDAY COVERAGE

Watch	truTV
Play-by-Play, Analyst	Spero Dedes, Jim Spanarkel
Sideline	Jon Rothstein
Listen	Westwood One, SiriusXM 209 or 202
Play-by-Play, Analyst	John Sadak, Tom Crean
Live Stats	NCAA.com
Twitter	@ColgateMBB
Instagram	@ColgateMBB
Hashtag	#GoGate



13 NOTES OF INTEREST ON GAME DAY

SETTING THE SCENE

Colgate returns to the NCAA tournament for the fifth consecutive year and seventh time overall. Head Coach Matt Langel in his 13th season has guided the Raiders to five Patriot League championships and this will be Colgate's third trip to the NCAA tournament as a No. 14 seed. The Raiders meet third-seeded Baylor, which is Colgate's second consecutive Big 12 opponent in the first round of the NCAA tournament. Colgate as a No. 15 seed faced second-seeded Texas last year in Des Moines, Iowa.

LAST GAME RECAP

Colgate dominated Lehigh 74-55 in the Patriot League championship last Wednesday at Cotterell Court. The Raiders built an early double-digit lead and never looked back, leading by as many as 30 points. Brady Cummins scored a career-high 19 points to put a stamp on another historic league run for the Raiders, who won their fourth consecutive PL championship and played in their seventh straight title game including the last six in Hamilton.

THE COLGATE-BAYLOR SERIES

This will be Colgate's first all-time meeting against Baylor. The Raiders are 4-7 against current Big 12 opponents, with their last win coming in 2019-20 against Cincinnati. Colgate has never beat a top 25 opponent but has registered a pair of power five wins against Syracuse in 2021-22 and 2022-23. Colgate let a 24-point second-half lead slip away against Syracuse this season.

FAMILIAR TERRITORY

Colgate is making its fifth consecutive NCAA tournament appearance, tied with Baylor for the sixth longest active streak nationally. The Raiders have won four straight Patriot League championships and five of the last six after having only reached the NCAA tournament twice before the recent run (1993-94, 1994-95) on the strength of NBA lottery pick Adonal Foyle and all-time leading scorer Tucker Neale. This will be Colgate's seventh all-time appearance in the NCAA tournament and fifth since 2018-19.

LONGEST ACTIVE NCAA TOURNAMENT STREAKS

TEAM	STREAK (SEASONS)
Kansas	34
Michigan State	26
Gonzaga	25
Purdue	9
Tennessee, Houston	6
Colgate, Baylor	5

IN LANGEL WE TRUST

Head Coach Matt Langel in his 13th season has guided Colgate to five NCAA tournament appearances. He has been named PL Coach of the Year five times, more than any coach in Patriot League history. The Raiders' seven PL championships are the most of any team in the league. Langel's five PL championships are the most of any men's basketball head coach in league history.

LUCKY NUMBER 7?

Colgate is 0-6 all-time in the NCAA tournament with two losses by seven points since 2018-19. The Raiders have built second-half leads in three of their last four NCAA tournament trips, including each time as a No. 14 seed against Arkansas (2021) and Wisconsin (2022).

TAKE SHOTS, MAKE SHOTS

Colgate is 24-3 this season when it shoots better than its opponent, with its only losses coming against Syracuse, Illinois, and American. The Raiders are 1-6 when their opponent shoots better from the field. Colgate is 14-1 this season when it shoots 50 percent or better from the field.

COX COMES THROUGH IN CLUTCH TIME

First-year guard Jalen Cox scored 14 of his career-high 15 points in the second half of Colgate's 68-65 comeback win over Bucknell in the PL semifinals. He was 5-of-7 from the field with three made treys in the final 20 minutes, and his stolen pass that led to a breakaway layup gave Colgate the lead for good with 2:49 left in regulation. Cox added six rebounds, four assists, and three steals.

SEATTLE SUPERSTAR

Sophomore point guard Braeden Smith ranks among the national leaders in assists and assists per game. He is averaging 5.8 assists, which would top former Raider standout Jordan Burns' single-season program record (5.70). Burns set the mark as a sophomore in 2018-19. This season, Smith has six or more assists in 17 games.

REACH THE 70-POINT MARK

Colgate is 17-2 this season when it scores 70 points or more, with both losses coming during non-league play against Syracuse (11/14) and Harvard (11/22). The Raiders are 8-7 when scoring fewer than 70 points after going 5-2 in such games during league play this season.

DEFENSE WINS CHAMPIONSHIPS

During Patriot League play, the Raiders held their opponent to 60 points or fewer 10 times, including two of the three PL tournament games. Colgate ranks in the top 25 nationally in fewest fouls per game, scoring defense, three-point percentage defense, and defensive rebounds.

SMITH FILLS THE STAT SHEET

Braeden Smith posted his third double-double of the season in the PL championship with 15 points and 12 rebounds. Smith became the first sophomore to be named PL Player of the Year since 2014-15 and also garnered PL Tournament MVP honors after averaging 16.0 points, 9.0 rebounds, 5.0 assists, and 1.7 steals in the postseason.

NO HARM, NO FOUL

Colgate once again leads the Patriot League and ranks inside the top 10 nationally in fewest fouls committed per game. The Raiders led the country in the same category last season, averaging 12.6 fouls per game.

RAIDERS IN THE NATIONAL RANKINGS (TOP 50)

CATEGORY	STAT	NATIONAL RANK
Fouls Per Game	13.4	5th
Scoring Defense	63.2	11th
Three-Point Pct. Defense	29.8	14th
Rebounds (Defensive)	27.8	24th
Win Percentage	73.5	33rd
Assist-Turnover Ratio	1.4	47th

NAME	CATEGORY	STAT	NATIONAL RANK
Braeden Smith	Assists	196	19th
Braeden Smith	Assists PG	5.8	25th
Braeden Smith	Steals	64	41st

TALE OF THE TAPE



71.5	SCORING OFFENSE	80.5
63.2	SCORING DEFENSE	71.2
47.0	FIELD GOAL %	48.3
36.1	3PT FIELD GOAL %	38.8
7.9	3PT MADE PER GAME	8.5
68.1	FREE THROW %	73.6
35.9	REBOUNDS PER GAME	35.2
15.1	ASSISTS PER GAME	14.8
10.6	TURNOVERS PER GAME	12.1
1.4	ASSIST-TURNOVER RATIO	1.2
W5	CURRENT STREAK	L1

WITH A COLGATE WIN, THE RAIDERS WOULD...

- ▶ ...secure their first-ever NCAA tournament win.
- ▶ ...record their first-ever win over a top 25 opponent.
- ▶ ...tie the program record for the most single-season wins.
- ▶ ...become the 23rd 14-seed to win a first-round game.
- ▶ ...be the first PL win in NCAA tourney since 2015-16.
- ▶ ...have their first Big 12 win since 12/14/19 (Cincinnati).

ALL-TIME AGAINST CURRENT BIG 12

TEAM	LAST MTG.	LAST COL WIN	RECORD
Baylor	N/A	N/A	0-0
BYU	N/A	N/A	0-0
Central Florida	N/A	N/A	0-0
Cincinnati	12/14/19	12/14/19	1-0
Houston	N/A	N/A	0-0
Iowa St.	N/A	N/A	0-0
Kansas	3/16/95	N/A	0-1
Kansas St.	N/A	N/A	0-0
Oklahoma	N/A	N/A	0-0
Oklahoma St.	11/24/90	N/A	0-1
Texas	3/16/23	N/A	0-1
Texas Christian	12/5/15	12/29/73	1-3
Texas Tech	N/A	N/A	0-0
West Virginia	12/1/70	1/20/1921	3-1
Overall			5-7

COACH LANGEL ON BAYLOR

"Tremendous athleticism on Baylor's team. They play fast and can get after it defensively. So much **respect for Coach Drew** and the program he's built there. This is a great opportunity for us. These games are really hard when you're a No. 14 seed, you're playing against **one of the best teams in the country**. We'll do everything we can to be as prepared as we can for Friday. There will be **a lot of energy and excitement** this week. We've already started the work to be the **best version of ourselves** by the end of the week. When we step between the lines, we need to be focused, determined, and prepared. Our messaging **and our process does not change**. We are enjoying every second of this but we're also working as hard as we possibly can."

SEASON NOTES

FOUR-FOR-FOUR

This year's senior class of Jeff Woodward, Sam Thomson, and Alex Capitano won four consecutive Patriot League championships. Fifth-year seniors Keegan Records and Ryan Moffatt have contributed to four PL championships in five years. The team has reached the NCAA tournament five times since the 2018-19 season.

RAIDERS RANKED IN FINAL MID-MAJOR TOP 25

Colgate's 12-game winning streak through the heart of its league season soared the Raiders into the College Insider mid-major top 25. Colgate has climbed at least one spot each of the last six weeks. In the final poll released on March 18, Colgate checked in at No. 14 - its highest mark of the season.

ALL-TOURNAMENT RAIDERS

Sophomore Braeden Smith was named Patriot League Tournament MVP after averaging 16.0 points, 9.0 rebounds, 5.0 assists, and 1.7 steals in three postseason victories. He was joined on the All-Tournament Team by Keegan Records, Jeff Woodward, and Brady Cummins.

CUMMINS SHINES IN CHAMPIONSHIP

Sophomore guard Brady Cummins scored a career-high 19 points on 8-of-9 from the field in Colgate's 74-55 victory over Lehigh in the Patriot League championship. He added four rebounds and one steal in his standout performance.

CARDIAC COLGATE RAIDERS

Colgate overcame a 15-point deficit to survive Bucknell 68-65 in the Patriot League semifinals. The deficit was trimmed to nine at halftime but Colgate still trailed 60-55 with 5:01 remaining. The Raiders did not lead until Jalen Cox's steal in the backcourt and runout made it 62-60 with 2:49 left as part of his career-high 15-point effort. Colgate never trailed again.

RAIDERS GO PERFECT ON THE ROAD IN LEAGUE

Colgate finished a perfect 9-0 record on the road during Patriot League play with a 63-60 win over Lehigh in the regular season finale in Bethlehem. The Raiders completed a 16-2 league mark to secure their fifth consecutive PL regular season title. Colgate's nine-game road winning streak is tied for St. Mary's for the longest nationally.

STACKING 20-WIN SEASONS

Since 2018-19, Colgate has five 20-win seasons, including three straight after reaching the mark again in 2023-24. Prior to 2018-19, Colgate did not have a single 20-win campaign, coming as close as 19 in 2017-18.

TWELVE STRAIGHT FOR 'GATE

Colgate put together a 12-game winning streak during Patriot League play, marking the third consecutive year the Raiders have strung at least 10 straight wins. This year's win streak ran from Jan. 10 to Feb. 25, featuring wins against nine different conference opponents.

RECORDS GET REVENGE AT LAFAYETTE

Fifth-year senior Keegan Records scored 21 points to lead Colgate to a 67-62 win at Lafayette on Feb. 19. Colgate closed the game on an 8-0 run to turn a 62-59 deficit into a 67-62 victory. The win avenged Colgate's earlier Patriot League loss to Lafayette on Jan. 10 at Cotterell Court.

MORE THAN A BAKER'S DOZEN

Chandler Baker was 13-of-15 from the field and 8-of-10 from behind the arc in Colgate's road wins at Boston University (2/7) and Loyola (2/10) to earn Patriot League Player of the Week honors. He scored a career-high 17 points in Colgate's victory over the Greyhounds.

CLUTCH CUMMINS LEADS WIN OVER LEHIGH

Brady Cummins' go-ahead layup with 4:34 left in regulation gave Colgate the lead for good in a tight 60-57 victory over Lehigh on Jan. 22 at Cotterell Court. Cummins scored four of Colgate's final six points. There were five lead changes in the game, including two in the second half.

MOFFATT MAGICAL IN WIN OVER BOSTON U

Fifth-year senior Ryan Moffatt matched his career high with six made 3-pointers en route to a season-high 23 points against Boston University (1/20). He finished one point shy of his career-high 24 points against Bucknell (2/2/22).

SMITH MATCHES CAREER HIGH IN ANNAPOLIS

Sophomore Braeden Smith was named Patriot League Player of the Week after matching his career high with 25 points in Colgate's 80-72 win at Navy (1/6). Smith finished 9-of-16 from the field and 4-of-9 from behind the arc, adding nine rebounds, six assists, and two steals.

RECORDS GOES FOR 22 AT VERMONT

Fifth-year senior Keegan Records scored 22 points on 10-of-16 from the field to go with eight rebounds in Colgate's 77-71 win over Vermont. His performance earned him Patriot League Player of the Week honors.

LOUIS-JACQUES LIGHTS IT UP AGAINST HARVARD

Junior Nicolas Louis-Jacques scored a career-high 22 points behind five made 3-pointers against Harvard en route to his first Patriot League Player of the Week honor.

RAIDERS BATTLE NORTH OF THE BORDER

Colgate competed in the inaugural Atlantic Slam Tournament in Moncton, New Brunswick, marking the first-ever Division I basketball tournament in the province. The Raiders played three games in three days, going 2-1 with wins over Gardner-Webb (11/18) and Weber State (11/19) following a loss to Yale (11/17).

SMITH NAMED ATLANTIC SLAM ALL-TOURNAMENT

Braeden Smith was named to the Atlantic Slam All-Tournament Team after scoring a career-high 25 points in Colgate's win over Gardner-Webb (11/18).

RAIDERS ERASE DEFICIT TO BEAT WEBER STATE

Colgate endured a 17-0 second-half run by Weber State and overcame an eight-point deficit over the final eight minutes to knock off Weber State 57-55. Ryan Moffatt connected on five made 3-pointers in the victory.

SMITH SEALS SEASON OPENER

Braeden Smith made two free throws with 1.7 seconds left and then came up with another defensive stop on the ensuing inbound to seal a wild 72-70 season-opening win over Brown at Cotterell Court.

COLLEGE INSIDER MID-MAJOR TOP 25

#	TEAM	RECORD
1	Saint Mary's (29)	26-7
2	James Madison	31-3
3	Drake	28-6
4	McNeese State	30-3
5	Grand Canyon	29-4
6	Gonzaga (2)	25-7
7	Indiana State	28-6
8	Appalachian State	27-6
9	Charleston	27-7
10	Samford	29-5
11	Princeton	24-3
12	Vermont	28-6
13	Yale	22-9
14	Colgate	25-9
15	Morehead State	26-8
16	UC Irvine	24-9
17	Sam Houston	21-12
18	High Point	25-8
19	San Francisco	23-10
20	Oakland	23-11
21	Cornell	22-7
22	Akron	24-10
23	Bradley	22-11
24	Western Kentucky	22-12
25	South Dakota State	22-11

RV: Grambling 21, Louisiana Tech 21, Stetson 17, Santa Clara 11, Toledo 10, Howard 9, Longwood 7, Saint Peters 7, Hofstra 6, Long Beach State 5, UC San Diego 5, Little Rock 4, UMass Lowell 4, Norfolk 2, Ohio 2, Eastern Washington 2, ETSU 1, Tarleton State 1, UT Arlington.

HOME RECORD SINCE 2018-19

YEAR	RECORD
2018-19	15-1
2019-20	15-2
2020-21	8-1
2021-22	15-1
2022-23	14-2
2023-24	13-3
TOTALS	80-10

CONFERENCE WIN PCT. SINCE 2020

RANK	TEAM	RECORD	PCT.
1	Colgate	72-6	92.3
2	Gonzaga	63-6	91.3
3	Vermont	65-9	87.8
4	Houston	71-12	85.5
5	S. Dakota St.	62-15	80.5

LONGEST ACTIVE NCAA TOURNAMENT STREAKS

RANK	TEAM	STREAK
1	Kansas	34
2	Michigan State	26
3	Gonzaga	25
4	Purdue	9
T5	Tennessee, Houston	6
T6	Colgate, Baylor	5

SEASON NOTES

RAIDERS AGAINST THE PATRIOT LEAGUE POLL

Colgate this season completed its 13th consecutive season of tying or beating the Patriot League preseason poll under 13th-year head coach Matt Langel. The Raiders have finished first in five of the last six seasons.

YEAR	PRESEASON	FINISH
2011-12	6th	6th
2012-13	7th	6th
2013-14	8th	7th
2014-15	8th	2nd
2015-16	9th	6th
2016-17	6th	6th
2017-18	5th	2nd
2018-19	3rd	1st
2019-20	1st	1st
2020-21	2nd	2nd
2021-22	2nd	1st
2022-23	1st	1st
2023-24	1st	1st

WOODWARD FEATURED FOR FIELD WORK

Jeff Woodward, a psychology major, spent his second consecutive summer working at a camp for children and young adults with special needs. The 6-11 center spent five weeks as a bunk counselor at Camp Ramapo in Rhinebeck, N.Y., a program that provides summer camp activities for children and young adults with special needs. He worked with approximately 100 campers ages 8-24, providing assistance when and where needed.

RICHARDSON SIGNS DEAL IN FINLAND

Tucker Richardson '23, one of the most decorated players in Patriot League history, signed his first professional contract with BC Nokia in Finland in August 2023. BC Nokia plays in the top level Korisliig. Richardson is the only player in Patriot League history to earn all four major awards, being named Rookie of the Year in 2018-19 followed by a sweep in 2022-23 as the Player of the Year, Defensive Player of the Year, and Scholar-Athlete of the Year.

PATRIOT LEAGUE PROWESS

Colgate has won each of the last four Patriot League championships, becoming the first team in PL history to four-peat. Since 2018-19, the Raiders have clinched five PL tournament championships, five regular season titles, and five 20-win seasons. Colgate has played in seven consecutive PL championship games, including six in a row in Hamilton. Colgate's seven total PL championships are the most of any team in league history.

VETERAN RAIDERS

This year's Colgate team features two fifth-year players in Keegan Records and Ryan Moffatt, both 1,000-point scorers who have played in five consecutive Patriot League championship games, along with four fourth-year student-athletes in Jeff Woodward, Alex Capitano, Sam Thomson, and Chandler Baker.

STRENGTH OF SCHEDULE

Colgate had the 43rd most difficult non-conference schedule according to KenPom, the highest-ranked slate in 13 years under head coach Matt Langel. Lehigh was the next closest Patriot League opponent at 59th.

COLGATE HONORS LATE FACULTY LIASION

The Colgate men's basketball team honored its late faculty liaison, Ephraim Woods, with a 3-on-3 basketball tournament on campus for the campus community. Woods, who passed away in February 2023, was the program's long-time faculty liaison and lifelong basketball fan. The proceeds from the tournament raised awareness for the American Brain Tumor Association in his memory.

ABOUT COLGATE UNIVERSITY

Colgate is a distinctive, leading American university known for its intellectual rigor, world-class professors, campus of stunning beauty, and alumni famously loyal to their alma mater. Through its curriculum, the engagement of the faculty, and life on the campus, Colgate challenges students to be enlightened thinkers and prepares them to be global citizens who will thrive in life and in work.

ABOUT THE PATRIOT LEAGUE

The Patriot League is in its fourth decade of academic and athletic achievement, continually demonstrating that student-athlete can excel at both academics and athletics without sacrificing high standards. The Patriot League's athletic success is achieved while its member institutions remain committed to its founding principle of admitting and graduating student-athletes that are academically representative of their class. Participation in athletics at Patriot League institutions is viewed as an important component of a well-rounded education.

RAIDERS AMONG NATION'S BEST ACADEMICALLY

Colgate University student-athletes continue to set a national standard in the classroom, posting a 97 percent graduation success rate according to the new NCAA Graduation Success Rate (GSR) data. Colgate's 97 percent GSR remains a leader among its peers and ranks alongside contemporaries such as Stanford and Vanderbilt. Colgate is the only top 25 liberal arts institution in this year's NCAA tournament, according to U.S. News & World Report.

LUCKY NUMBER 13

Colgate considers 13 to be its lucky number. The University celebrates Colgate Day every Friday the 13th. In 1817, 13 men met in the frontier settlement of Hamilton, N.Y., to found the Baptist Education Society of the State of New York. They are said to have backed up their experiment in education with 13 dollars and 13 prayers, which is why 13 is considered a lucky number at Colgate. The 13 stripes as a graphic element pay homage to those student-athletes who have come before, and to those who earned their stripes competing for championships.

'GATE TO FRANCE

The Colgate men's basketball team embarked on a lifetime opportunity, traveling overseas to tour France Aug. 5-14. The team, accompanied by friends and family, began their trip in Paris. Along with building chemistry on and off the court, the team enjoyed guided tours throughout Paris, Versailles, Rennes, Nantes, Bordeaux, Saint Emilion, and Arcachon, while exploring sites including the Eiffel Tower, Seine River, Versailles Palace, Saint Michel Abbey, and Normandy Beach.

HISTORY OF THE 14 SEED

YEAR	WINNER	LOSER	SCORE
1986	Cleveland St.	Indiana	83-79
1986	Arkansas - LR	Notre Dame	90-83
1987	Austin Peay	Illinois	68-67
1988	Murray State	NC State	78-75
1989	Siena	Stanford	80-78
1990	Northern Iowa	Missouri	74-71
1991	Xavier	Nebraska	89-84
1992	ETSU	Arizona	87-80
1995	Old Dominion	Villanova	89-81
1995	Weber State	Michigan State	79-72
1997	Chattanooga	Georgia	73-70
1998	Richmond	South Carolina	62-61
1999	Weber State	North Carolina	76-74
2005	Bucknell	Kansas	64-63
2006	Northwestern St.	Iowa	64-63
2010	Ohio	Georgetown	97-83
2013	Harvard	New Mexico	68-62
2014	Mercer	Duke	78-71
2015	UAB	Iowa State	60-59
2015	Georgia State	Baylor	57-56
2016	Stephen F. Austin	West Virginia	70-56
2021	Abilene Christian	Texas	53-52

- ▶ A No. 14 seed has upset a No. 3 a total of 22 times in the first round of the NCAA tournament, although it hasn't happened since Abilene Christian edged Texas by a point in 2021. The No. 14 seeds are 22-130 in the NCAA tournament since 1985.
- ▶ In 19 of the 38 years since the tournament field expanded to 64 teams, at least one No. 14 seed has triumphed over a No. 3 seed.
- ▶ Only two 14 seeds have ever advanced past the second round: 1986 Cleveland State and 1997 Chattanooga.
- ▶ No. 14 seeds are 12-9 in games decided by three points or fewer. Three of the last 14-over-3 upsets (Georgia State over Baylor and UAB over Iowa State in 2015, Abilene Christian over Texas in 2021) were decided by one point.
- ▶ The biggest upset in a 14 vs. 3 game - 14 points - is tied between SFA's win in 2016, and when Ohio topped Georgetown 97-83 in 2010.
- ▶ Only one 14-3 upset has gone to overtime. That was Old Dominion-Villanova in 1995, which required three extra sessions.
- ▶ A 14 seed beat a 3 seed for seven straight years between 1986-92. That streak was snapped in 1993.
- ▶ There was a four-year stretch between 2013-16 where a 14 seed upset a 3.
- ▶ No school that's earned a 3 seed has lost to a 14 seed more than once. On the flip side, Weber State has won two opening round games as a 14 seed: 1995 vs. Michigan State and 1999 vs. North Carolina.

2023-24 MEDIA INFORMATION

Coach Langel and men's basketball student-athletes will be available for media sessions throughout the week. All other media requests should be directed to Jordan Doroshenko at least 24 hours in advance. Photographers must have a credential for courtside access. Please contact Jordan Doroshenko at least 24 hours in advance of the game to ensure credential requests are fulfilled. All media members are subject to follow Colgate University and NCAA Guidelines.

PATRIOT LEAGUE CHAMPIONS



BACK-TO-BACK-TO-BACK-TO-BACK PATRIOT LEAGUE CHAMPIONS

Colgate capped off its fourth consecutive Patriot League championship with a 74-55 victory over Lehigh on March 13 at Cotterell Court. The Raiders' run of historic success continued with their seventh consecutive league championship game appearance (sixth straight championship game at home), fourth straight championship, and fifth title in six years.

The Raiders have 25 wins this season (25-9), which is tied for the second most in program history and only one shy of the record set during last year's NCAA tournament team that finished 26-9 and set the Patriot League record with 17 league wins (17-1). Since 2018-19, Colgate has a remarkable 87-15 Patriot League record which has included five 20-win seasons - the program's only five in their 124-year history.

Head Coach Matt Langel was named the Patriot League Coach of the Year for the fifth time in a seven-year span. Last year, he became the only coach in Patriot League history to earn the award four times before repeating in 2023-24. Langel's five PL championships are the most of any men's basketball head coach in league history, and in his 13th season he has tied the PL record for the most tournament wins of any head coach (21). Colgate's seven Patriot League championships are the most by any team in the league. Five of them have come in the last six years under 13th year head coach Matt Langel, who is already the winning coach in program history.

The historic 2022-23 season was highlighted by a program record and Patriot League record 26-game conference winning streak, which carried over two seasons. Colgate started the Patriot League slate 11-0 and finished 17-1 overall to become the first team in PL history to win 17 regular season league contests.

Since 2018-19, Colgate has secured five NCAA tournaments appearances, five Patriot League tournament championships, five regular season titles, and six consecutive Patriot League championship game appearances. Colgate's historic run started in 2018-19, when the Raiders won their first Patriot League title in 23 years by defeating Bucknell in the championship game, 94-80, on March 13, 2019. That was only the beginning of what has grown into one of the most respected stretches of success in the nation.

Colgate's run of five consecutive NCAA tournament appearances ranks sixth nationally, tied with Baylor. The only programs with longer active NCAA tournament streaks include Kansas, Michigan State, Gonzaga, Purdue, Tennessee, and Houston.

2018-19: 24-11, 13-5 PL* | 2019-20: 25-9, 14-4 PL | 2020-21: 14-2, 11-1 PL*
2021-22: 23-12, 16-2 PL* | 2022-23: 26-9, 17-1 PL* | 2023-24: 25-9, 16-2 PL*
 * PATRIOT LEAGUE CHAMPIONS

UNCHARTED TERRITORY

SINCE 2018-19

- ▶ Five Patriot League regular season championships
- ▶ Five 20-win seasons (first five in program history)
- ▶ Five Patriot League tournament championships
- ▶ Five NCAA tournament appearances

YEAR	PL	OVERALL
2018-19	13-5	24-11
2019-20	14-4	25-9
2020-21	11-1	14-2
2021-22	16-2	23-12
2022-23	17-1	26-9
2023-24	16-2	25-9
TOTALS	87-15	197-52

AGAINST THE PATRIOT LEAGUE SINCE 2018-19

American	8-2
Army	13-2
Boston University	14-3
Bucknell	12-2
Holy Cross	15-0
Lafayette	8-3
Lehigh	12-1
Loyola	10-2
Navy	11-1

PATRIOT LEAGUE RECORD OVER...

Last six seasons	87-15
Last five seasons	74-10
Last four seasons	60-6
Last three seasons	49-5
Last two seasons	33-3
This season	16-2

RAIDERS SINCE 2018-19

NCAA tournament appearances	5
Patriot League tournament championships	5
Patriot League championship game appearances	6
Patriot League regular season championships	5
20-win seasons (first in program history)	5

ALL-LEAGUE RAIDERS SINCE 2018-19

Coach of the Year	4
Player of the Year	4
Defensive Player of the Year	2
Rookie of the Year	1
Scholar-Athlete of the Year	1
All-Patriot First Team	10
All-Patriot Second Team	5
All-Patriot Third Team	3
All-Defensive Team	6
All-Rookie Team	4
Academic All-Patriot	3

PATRIOT LEAGUE POSTSEASON HONORS

PATRIOT LEAGUE HONORS LANGEL, THREE RAIDERS FOR SEASON SUCCESS

Colgate University Head Men's Basketball Coach Matt Langel was named Patriot League Coach of the Year and sophomore guard Braeden Smith garnered Player of the Year, headlining Colgate's postseason honors.

Langel repeated the league's top coaching honor and is now a five-time Patriot League Coach of the Year recipient. He was the only coach in Patriot League men's basketball history to be a four-time honoree, and now he adds to his collection with his fifth in a seven-year span. Smith became the first sophomore to earn the league's top player honor since Tim Kempton of Lehigh in 2014-15. He and fifth-year senior Keegan Records were named to the five-player All-League First Team, while fifth-year senior Ryan Moffatt rounded out Colgate's postseason honorees with Second Team laurels. Records also earned a spot on the Patriot League All-Defensive Team.

LANGEL LAUDED FOR ANOTHER REGULAR SEASON TITLE

Colgate was picked as the unanimous preseason favorite to win the Patriot League, and that's exactly what the Raiders did. They won it by six games – the largest separation between first and second place in Patriot League men's basketball history. Colgate posted a 16-2 league mark, its third consecutive year reaching at least 16 wins in conference play.

Colgate won 12 straight games in the heart of the league season, which at the time was the nation's second-longest winning streak. The Raiders became the first team in Patriot League history to go perfect 9-0 on the road during league play, and their current nine-game road winning streak is tied with No. 17 St. Mary's for the longest nationally.

Langel's Raiders won 11 league games by double-digits, but they also pulled out two three-point wins against Lehigh, erased a 15-point deficit against Navy, and won games at Army and Lafayette where the lead changed hands late in regulation. Colgate enters the postseason currently ranked seventh nationally in fewest fouls per game (13.5), 11th in scoring defense (63.4), 20th in three-point defense (30.2), and 28th in defensive rebounds per game (27.71).

SMITH FIRST SOPHOMORE TO EARN PLAYER OF THE YEAR SINCE 2014-15

Braeden Smith is Colgate's leading scorer this season, averaging 12.2 points, 5.8 assists, 5.2 rebounds, and 1.2 steals per game. His assist average is ahead of Jordan Burns' single-season program record of 5.6 assists per game. Smith has 181 total assists this season, good for the 16th most in the country, and his 5.8 average is currently 24th best in the land. He has led the team in assists in 28 of the team's 31 games this season. A native of Seattle, Smith has recorded four 20-point games, including two 25-point performances which match his career best against Gardner-Webb (11/18) and Navy (1/6). Smith has two double-doubles: at Syracuse (14 pts, 11 rebs) and Boston U (11 pts, 10 asts). He has 16 games with at least six assists and 17 games with two or more steals.

RECORDS REPEATS ON FIRST TEAM AND ALL-DEFENSIVE TEAM

Keegan Records has come on strong down the stretch, leading the team in scoring in five of the last six games. For the season, the fifth-year senior is averaging 11.1 points per game with 13 double-digit scoring efforts including two 20-point performances. His 6.5 rebounds-per-game average is good for third-best in the league as well as his 55.3 field goal percentage. The South Kingstown, R.I., native ranks 11th all-time in scoring (1,433), fourth in rebounding (856), and third in blocked shots (172). He will conclude his Colgate career as one of four players to have reached 1,400 points and 800 rebounds. His 62.4 career field goal percentage will shatter the program record of 55.6 held by Jonathan Stone (1988-92).

MOFFATT MAKES ALL-PATRIOT LEAGUE SECOND TEAM HONOR

Ryan Moffatt moves up to second team honors in 2023-24 after being a third team selection in 2022-23. The Lancaster, Pa., product has led the team in scoring six times and rebounding five times, averaging 10.8 points, 4.4 rebounds, and 1.6 assists per game. He has three 20-point games, including his season-high 23 with six made treys against Boston University (1/20). With at least four 3-pointers in six games this season, Moffatt ranks third in the Patriot League in three-point field goals per game (2.2). Moffatt's 41.2 career three-point percentage is 10th-best among active Division I players and third-best in Patriot League history.

MOFFATT EARNS FIRST ACADEMIC ALL-LEAGUE NOD

Ryan Moffatt, an Economics and Education Studies double major, has garnered his first career Academic All-League selection. The Lancaster, Pa., native has served as the men's basketball representative for Colgate athletics Student-Athlete Advisory Committee (SAAC). In this role he represents the needs and perspectives of peers, facilitating communication and mutual support with athletics administration, providing a vehicle for representation in University governance, and fostering engagement and community among their population and throughout the community. Moffatt has also served as a health and wellness advocate, which was a program created during the 2019-20 academic year as a means to promote the overall health and wellness of student-athletes and address concerns affecting their population. In addition to strong campus partnerships, the group also collaborates with national organizations and has launched programs for teams like the One Love escalation workshops.

2023-24 ALL-PATRIOT LEAGUE HONORS

2023-24 PATRIOT LEAGUE MAJOR AWARDS

Player of the Year

Braeden Smith, So., G Colgate

Defensive Player of the Year

Caleb Kenney, Jr., F Holy Cross

Rookie of the Year

Josh Scovens, Fr., F Army West Point

Coach of the Year

Matt Langel Colgate

ALL-PATRIOT LEAGUE FIRST TEAM

Matt Rogers, Sr., F American

Jack Forrest, Sr., G Bucknell

Keegan Records, 5th-year, F Colgate

Braeden Smith, So., G Colgate

Tyler Whitney-Sidney, Jr., G Lehigh

ALL-PATRIOT LEAGUE SECOND TEAM

Elijah Stephens, Jr., G American

Miles Brewster, Sr., G Boston University

Ryan Moffatt, 5th-year, F Colgate

Caleb Kenney, Jr., F Holy Cross

Deon Perry, So., G Loyola Maryland

Austin Benigni, So., G Navy

ALL-PATRIOT LEAGUE THIRD TEAM

Noah Williamson, So., C Bucknell

Joe Octave, Sr., G/F Holy Cross

Devin Hines, Jr., G Lafayette

Kyle Jenkins, Sr., F Lafayette

Justin Vander Baan, Jr., C Lafayette

Dominic Parolin, Sr., F Lehigh

PATRIOT LEAGUE ALL-DEFENSIVE TEAM

Elijah Stephens, Jr., G American

Miles Brewster, Sr., G Boston University

Keegan Records, 5th-year, F Colgate

Caleb Kenney, Jr., F Holy Cross

Justin Vander Baan, Jr., C Lafayette

Donovan Draper, So., F Navy

PATRIOT LEAGUE ALL-ROOKIE TEAM

Matt Mayock, Fr., F American

Ryan Curry, Fr., G Army West Point

Josh Scovens, Fr., F Army West Point

Kyrone Alexander, Fr., G Boston University

Mark Butler, Fr., G Lafayette

SCHOLAR-ATHLETE OF THE YEAR

Jack Forrest, Sr., G Bucknell

ACADEMIC ALL-PATRIOT LEAGUE TEAM

Jack Forrest, Sr., G Bucknell

Dominic Parolin, Sr., F Lehigh

Miles Brewster, Sr., G Boston University

Matt Rogers, Sr., F American

Ryan Moffatt, 5th-year, F Colgate

Austin Benigni, So., G Navy

2023-24 PATRIOT LEAGUE MEN'S BASKETBALL STANDINGS

TEAM	PL	PCT.	OVERALL	PCT.	HOME	AWAY	NEUTRAL	STREAK
Colgate †	16-2	.889	25-9	.735	13-3	10-5	2-1	W5
Boston University	10-8	.556	16-17	.485	9-7	7-10	0-0	L1
Lafayette	10-8	.556	11-21	.344	5-10	6-9	0-2	L5
American	10-8	.556	16-16	.500	8-7	8-9	0-0	L2
Bucknell	10-8	.556	14-19	.424	6-8	8-11	0-0	L1
Lehigh	9-9	.500	14-18	.438	6-7	8-11	0-0	L1
Navy	8-10	.444	13-18	.419	10-5	3-13	0-0	L1
Army West Point	6-12	.333	10-22	.312	6-11	4-11	0-0	L5
Holy Cross	6-12	.333	10-23	.303	5-8	4-14	1-1	L1
Loyola Maryland	5-13	.278	7-25	.219	2-11	5-13	0-1	L1

† Clinched Patriot League regular-season title and No. 1 seed in the League championship

SEASON AT A GLANCE

COLGATE'S RECORD WHEN...

Playing at home	13-3
Playing on the road	10-5
Playing at a neutral location	2-1

Leading at halftime	20-2
Trailing/tied at halftime	5-7

In overtime	0-0
In double overtime	0-0

Colgate scores 100 or more	1-0
Colgate scores between 90-99	0-0
Colgate scores between 80-89	6-0
Colgate scores between 70-79	10-2
Colgate scores between 60-69	6-4
Colgate scores between 50-59	2-3
Colgate scores less than 50	0-0

Opponent scores 100 or more	0-0
Opponent scores between 90-99	0-0
Opponent scores between 80-89	0-2
Opponent scores between 70-79	4-4
Opponent scores between 60-69	7-3
Opponent scores between 50-59	12-0
Opponent scores less than 50	2-0

Colgate shoots 50 percent or better	14-1
Colgate shoots less than 50 percent	11-8

Opponent shoots 50 percent or better	2-2
Opponent shoots less than 50 percent	23-7

Colgate shoots better than opponent	24-3
Colgate shoots worse than opponent	1-6
Same shooting percentage	0-0

Colgate has more free throw attempts	18-3
Colgate has fewer free throw attempts	5-4
Same amount of free throw attempts	2-2

Colgate outrebounds opponent	16-4
Colgate outrebounded by opponent	8-5
Same amount of rebounds	1-0

Colgate commits fewer turnovers	16-2
Colgate commits more turnovers	8-6
Turnovers are even	1-1

COLGATE'S RECORD WHEN...

Colgate's bench outscores opponent's bench	20-3
Opponent's bench outscores Colgate bench	3-6
Bench scoring was the same	2-0

Games decided by 1-4 points	5-2
Games decided by 5-9 points	5-2
Games decided by 10+ points	15-5

RAIDERS WHEN...

By Month

November	4-3
December	2-4
January	8-1
February	7-1
March	4-0

By Day

Sunday	2-2
Monday	3-0
Tuesday	0-1
Wednesday	10-2
Thursday	0-1
Friday	0-1
Saturday	10-2

MISCELLANEOUS SEASON HIGHS...

Points in First Half	46 at Syracuse (11/14/23)
Points in Second Half	49 at Navy (1/6/24)
Points in Overtime	--
Lead at Halftime	21 vs Binghamton (11/29/23)
Deficit at Halftime	24 at Iona (12/21/23)
Margin of Victory	35 vs Binghamton (11/29/23)
Margin of Defeat	27 at Arizona (12/2/23)
Longest Run	20-0 vs Loyola (1/3/23)
Largest Deficit in Win	15 vs Bucknell (3/10/24)
Largest Lead in Loss	24 at Syracuse (11/14/23)

2023-24 PATRIOT LEAGUE PRESEASON POLL

RANK	TEAM	POINTS
1	Colgate	(18) 162
2	Lehigh	(2) 127
3	American	116
4	Holy Cross	100
5	Boston University	90
6	Loyola Maryland	79
T7	Lafayette	74
T7	Navy	74
9	Bucknell	50
10	Army West Point	28

PRESEASON PLAYER & DEFENSIVE PLAYER OF THE YEAR

Keegan Records, Colgate, 5th, F

2023-24 WEEKLY AWARDS

PATRIOT LEAGUE PLAYER OF THE WEEK

Nicolas Louis-Jacques - Nov. 27
 Keegan Records - Dec. 11
 Braeden Smith - Jan. 8
 Chandler Baker - Feb. 12
 Keegan Records - March 4

QUICK FACTS

Location	Hamilton, N.Y.
Founded	1819
Enrollment	3,228
Nickname	Raiders
School Colors	Maroon, Gray, and White
President	Brian W. Casey
VP, Director of Athletics	Yariv Amir '01
Men's Basketball Administrator	Marty Scarano
Home Arena (Capacity)	Cotterell Court (1,750)
Conference	Patriot League
Athletic Dept. Phone	(315) 228-7611
Ticket Office Phone	(315) 228-7600

BY THE NUMBERS

Affiliation	NCAA Division I
Conference	Patriot League
First Season of Basketball	1900
Total Seasons	124
NCAA Tournaments	6
	1995, 1996, 2019, 2021, 2022, 2023
Patriot League Regular Season Titles	8
	1994, 1995, 1996, 2019, 2020, 2022, 2023, 2024
Patriot League Tournament Titles	7
	1995, 1996, 2019, 2021, 2022, 2023, 2024
All-Americans	8
2022-23 Record	26-9
Patriot League Record/Finish	17-1/1st
Starters Returning/Lost	3/2
Letterwinners Returning/Lost	9/4
Newcomers	6

ATHLETICS COMMUNICATIONS

Men's Basketball Contact	Jordan Doroshenko
Office	315-228-7860
Cell Phone	315-750-6105
Email	jdoroshenko@colgate.edu

PREVIOUS GAME RECAP | COLGATE 74, LEHIGH 55 | COTTERELL COURT | HAMILTON, N.Y. | MARCH 13, 2024

Back, to Back, to Back, to Back

Raiders Dominate Lehigh in PL Championship, 74-55

HAMILTON — Brady Cummins scored a career-high 19 points and Braeden Smith amassed a double-double with 15 points and 12 rebounds to lead top-seeded Colgate to its fourth consecutive Patriot League championship with a 74-55 win over sixth seeded Lehigh at Cotterell Court.

With the win the Raiders await word on Sunday from the NCAA Championship Tournament Committee as to their first-round opponent and site.

COACH LANGEL'S COMMENTS

"It has been a special season. I have been a lucky coach because we have had a lot of special seasons. I never lose sight of the fragility of this whole thing, winning in the regular season, getting a chance to play at home, getting back to another championship game and winning. We don't take it for granted. We are really proud of what we were able to accomplish.

"We played determined tonight. The semifinals game woke us up a little bit to how hard you have to play for every single moment you're out there and our guys did that. I thought we dominated the paint. We got into the paint off the bounce, we threw it inside. We got offensive rebounds. That put a lot of pressure on them. It gave Brady Cummins a chance to drive to the basket. We played with the energy that the crowd brought. I'm super proud of the group, of the season, of the game. It has been a great ride. I'm excited to keep getting to coach this group."

HOW IT HAPPENED

Colgate scored off the opening tip four seconds into the contest on a driving layup from Jalen Cox off an assist from Ryan Moffatt. Following a Keegan Records block of a Lehigh layup attempt, Cummins scored his first two points on a layup for a 4-0 lead with 34 ticks gone.

Lehigh scored the next five points to take its only lead of the game. A Cummins layup let the Raiders retake the lead and began a 7-0 run. Lehigh broke the string with a bucket just before the 16:00 minute time out to shrink the lead to four points. It was as close as the Mountain Hawks would come for the remainder of the game.

Cummins made two free throws coming out of the time out giving him six points in the game's first 4:17. The Raider lead swelled to double digits with 13:45 left in the half as Records powered in a layup off the first of Smith's five assists in the game. Four straight Lehigh points cut the advantage to 17-11 before Colgate went on a 12-2 run pushing the margin to 16.

A Cummins field goal with 1:46 left gave the Raiders their largest lead of the half at 45-23 before a Lehigh trifecta produced a 19-point Raider lead at the break.

There was no let-up in Colgate after the half. Lehigh scored the first point of the second half, and the Raiders answered, scoring 11 of the next 13 points for a 59-28 advantage just over five minutes into the stanza.

The lead stayed in the 20's until Cummins gave Colgate a 30-point lead on a layup with just under four minutes remaining. Both teams substituted liberally over the final four minutes with Lehigh scoring the game's final 11 points.

The celebration was already on in Hamilton, with Colgate cruising to the 74-55 victory over Lehigh in securing its fourth consecutive Patriot League championship.

Cummins' 19 points came on an impressive 8-of-9 clip from the field. Smith's 12 rebounds were a career-best effort. Colgate shot 55.6 percent from the field (30-54) and dominated on the boards with a 43-27 advantage in rebounds.

UP NEXT

Colgate (25-9) carries a five-game winning streak into the NCAA tournament. The Raiders learn their destination during the selection show on Sunday at 6 p.m. on CBS.



Official Basketball Box Score - Final
Lehigh at Colgate
 03/13/24 Cotterell Court, Hamilton, NY
 2023-24 Men's Basketball

Game Time: 7:00 PM
 Game Duration: 1:58
 Attendance: 1,533

Officials: Nathan Hall, Sean Campbell, John Cahill Jr.

Lehigh - 55 Record: 14-18

NO.	Name	Min	FG		3P	FT	Rebounds		Fouls	TP	AS	TO	ST	Blocks		+/-	
			MA	A			MA	A						OR	DR		BS
21	Burke Chebuhar	F 26:34	3-7	0-3	0-0	0	6	6	1	1	6	0	0	1	0	0	-23
23	Bube Momah	F 19:36	3-7	0-0	0-3	2	2	4	1	2	6	1	0	1	0	1	-23
0	Cam Gillus	G 31:19	3-9	0-3	2-4	0	1	1	0	4	8	3	2	1	0	0	-21
4	Joshua Ingram	G 21:53	1-4	0-3	0-0	1	0	1	1	0	2	1	0	0	0	0	-15
22	Tyler Whitney-Sidney	G 25:42	2-9	1-3	2-2	0	3	3	0	1	7	2	2	0	0	1	-29
13	Keith Higgins Jr.	22:10	3-11	1-5	0-0	1	0	1	2	1	2	1	1	0	0	0	-12
2	Ben Knostman	12:47	1-5	0-4	0-0	0	2	2	2	0	2	0	1	1	0	0	5
32	Henri Adlassa	11:17	0-0	0-0	0-0	2	1	3	3	1	0	1	0	0	0	0	1
1	Nasir Whitlock	17:20	7-11	3-7	0-0	0	2	2	3	1	17	1	1	1	0	0	5
20	Jaysheh Saigal	03:30	0-0	0-0	0-0	1	1	2	0	0	0	0	0	0	0	0	1
55	Jalin Sinclair	02:50	0-0	0-0	0-0	0	0	0	0	0	0	0	0	0	0	0	0
42	JT Tan	02:40	0-0	0-0	0-0	0	0	0	0	0	0	0	0	0	0	0	7
11	Brendan Reed	00:44	0-0	0-0	0-0	0	0	0	0	0	0	0	0	0	0	0	0
15	Jake Pike	00:44	0-0	0-0	0-0	0	0	0	0	0	0	0	0	0	0	0	0
44	Tommy Conniff	00:44	0-0	0-0	0-0	0	0	0	0	0	0	0	0	0	0	0	0
Team						2	0	2		0	0						
Totals			23-63	5-28	4-9	9	18	27	13	11	55	12	7	6	0	4	-19

Shooting By Period

1st	2nd	3rd	4th	GM
FG%	11-30	36.7%	3-14	21.4%
3PT%	1-2	50%	12-33	36.4%
FT%	2-14	14.3%	3-7	42.9%
GM FG%	23-63	36.5%	5-28	17.9%
FT%	4-9	44.4%		

Dead Ball Rebounds: 2, 1

Colgate - 74 Record: 25-9

NO.	Name	Min	FG		3P	FT	Rebounds		Fouls	TP	AS	TO	ST	Blocks		+/-	
			MA	A			MA	A						OR	DR		BS
4	Ryan Moffatt	F 27:47	1-6	0-4	0-0	1	4	5	2	1	2	2	0	0	0	0	25
14	Keegan Records	F 21:52	4-5	0-0	0-0	0	3	3	2	0	8	1	0	0	3	0	14
1	Brady Cummins	F 19:47	8-9	1-1	2-2	1	3	4	1	1	19	0	0	1	0	0	27
2	Braeden Smith	G 30:26	7-14	1-5	0-0	1	11	12	1	0	15	5	2	1	0	0	13
3	Jalen Cox	G 24:13	2-3	0-0	1-1	1	4	5	2	2	5	2	0	0	0	0	20
5	Nicolas Louis-Jacques	14:47	1-2	1-2	2-2	0	1	1	0	1	5	1	2	1	0	0	5
55	Jeff Woodward	18:38	4-5	0-0	3-3	2	5	0	7	1	11	1	4	0	1	0	14
25	Parker Jones	15:43	1-2	0-1	2-2	1	3	4	1	1	4	1	0	0	0	0	-4
30	Sam Thompson	10:00	0-1	0-0	0-0	0	2	2	2	0	0	1	1	0	0	0	-1
10	Chandler Baker	09:47	2-4	1-3	0-0	0	1	1	0	0	5	0	0	0	0	0	6
13	Kyle Carlesimo	02:46	0-1	0-1	0-0	0	0	0	0	0	0	0	0	0	0	0	-7
33	Sam Wright	02:46	0-2	0-2	0-0	0	0	0	0	0	0	0	0	0	0	0	-7
0	Julian Scott	00:44	0-0	0-0	0-0	0	0	0	0	0	0	0	0	0	0	0	0
23	Cooper Wright	00:44	0-0	0-0	0-0	0	0	0	0	0	0	0	0	0	0	0	0
Team						1	0	1		0	2						
Totals			30-54	4-19	10-16	9	34	43	11	13	74	12	3	4	0	19	

Shooting By Period

1st	2nd	3rd	4th	GM
FG%	19-32	59.4%	2-10	20.0%
3PT%	5-8	62.5%	11-22	50.0%
FT%	2-9	22.2%	5-8	62.5%
GM FG%	30-54	55.6%	4-19	21.1%
FT%	10-16	62.5%		

Dead Ball Rebounds: 2, 0

Technical Fouls: NONE

	LEH	COL
Biggest lead	1 (1st 18:05)	30 (2nd 3:56)
Best Scoring Run	11 (2nd 1:30)	9 (1st 9:43)
Lead Changes	2	
Times Tied	0	
Time with Lead	00:26	39:30

Points from	LEH	COL
Turnovers	16	11
Paint	32	46
Second Chance	12	10
Fast Breaks	6	9
Bench	26	25

Period by Period Scoring	1st	2nd	TOT
LEH	26	29	55
COL	45	29	74



2023-24 GAME-BY-GAME LEADERS

GAMES LED IN SCORING *

Baker	2
Cummins	1
Louis-Jacques	2
Moffatt	6
Records	9
Smith	12
Woodward	2

GAMES LED IN REBOUNDING *

Cox	1
Cummins	1
Jones	2
Louis-Jacques	1
Moffatt	6
Records	15
Smith	9
Thomson	3
Woodward	4

GAMES LED IN ASSISTS *

Cox	5
Cummins	1
Jones	1
Records	1
Smith	29

GAMES SCORING IN DOUBLE FIGURES

Baker	5
Carlesimo	1
Cox	1
Cummins	8
Jones	2
Louis-Jacques	7
Moffatt	20
Records	14
Scott	1
Smith	25
Thomson	3
Woodward	10
S. Wright	1

GAMES WITH 20 OR MORE POINTS

Moffatt	3
Louis-Jacques	1
Records	2
Smith	5

GAMES WITH 30 OR MORE POINTS

GAMES WITH 10 OR MORE REBOUNDS

Moffatt	1
Records	5
Smith	1

DOUBLE-DOUBLES (THIS SEASON)

Moffatt	1
Records	3
Smith	2

DOUBLE-DOUBLES (CAREER)

Moffatt	1
Records	10
Smith	2
Woodward	1

* Includes tied for the team lead

THREE-POINT TRACKER

GAME	MATCHUP	3FG
1	BROWN	6
2	at Syracuse	9
3	vs Yale	4
4	vs Gardner-Webb	7
5	vs Weber State	9
6	HARVARD	11
7	BINGHAMTON	12
8	at Arizona	7
9	VTSU-LYNDON	15
10	at Vermont	8
11	at Illinois	3
12	at Iona	7
13	at Cornell	9
14	LOYOLA *	8
15	at Navy *	13
16	LAFAYETTE *	5
17	at Bucknell *	9
18	at Army *	8
19	BOSTON U *	11
20	LEHIGH *	8
21	at American *	9
22	ARMY *	12
23	NAVY *	14
24	at Boston U *	9
25	at Loyola *	5
26	HOLY CROSS *	12
27	BUCKNELL *	3
28	at Lafayette *	2
29	AMERICAN *	5
30	at Holy Cross *	8
31	at Lehigh *	2
32	HOLY CROSS	8
33	BUCKNELL	5
34	LEHIGH	4

COLGATE 1000-POINT CLUB

SORTED BY YEAR

1.	Ernie Vandeweghe	1945-49	1,404
2.	Frank Patterson	1951-55	1,026
3.	Jack Nichols	1954-57	1,411
4.	Bob Duffy	1959-62	1,591
5.	Ed Muntner	1962-65	1,158
6.	George Dalzell	1964-67	1,043
7.	Rick Caputo	1966-69	1,191
8.	Nick Scaccia	1968-71	1,267
9.	Don Ward	1968-71	1,246
10.	Rich Lebel	1969-72	1,130
11.	Dave Hargett	1976-79	1,244
12.	Mike Ferrara	1978-81	1,763
13.	Bob Bamford	1983-87	1,331
14.	Jay Armstrong	1987-91	1,082
15.	Jonathan Stone	1988-92	1,511
16.	Darren Brown	1989-93	1,251
17.	Tucker Neale *	1993-95	2,075
18.	Adonal Foyle	1995-97	1,776
19.	Seth Schaeffer	1995-98	1,291
20.	Pat Campolieta	1999-02	1,616
21.	Mark Linebaugh	2001-04	1,393
22.	Howard Blue	2001-04	1,201
23.	Alvin Reed	2003-06	1,103
24.	Jon Simon	2004-07	1,172
25.	Kendall Chones	2004-08	1,086
26.	Mike Venezia	2008-09	1,027
27.	Kyle Roemer	2005-10	1,640
28.	Yaw Gyawu	2009-12	1,228
29.	Sherman-Newsome	2013-15	1,030
30.	Austin Tillotson	2014-16	1,204
31.	Sean O'Brien	2015-18	1,040
32.	Jordan Swopshire	2016-18	1,044
33.	Will Rayman	2017-20	1,836
34.	Jordan Burns	2018-21	1,666
35.	Rapolas Ivanauskas	2019-20	1,004
36.	Jack Ferguson	2017-22	1,251
37.	Tucker Richardson	2018-23	1,740
38.	Nelly Cummings	2018-22	1,003
39.	Keegan Records	2019-pr.	In-season
40.	Ryan Moffatt	2019-pr.	In-season

* Program's all-time leading scorer

COLGATE HISTORY IN THE PATRIOT LEAGUE TOURNAMENT

1990-91

Quarterfinals | #3 Holy Cross 92, #6 Colgate 74

1991-92

Quarterfinals | #4 Lehigh 86, #5 Colgate 71

1992-93

Quarterfinals | #4 Colgate 84, #5 Navy 80
Semifinals | #1 Bucknell 75, #4 Colgate 73

1993-94

Quarterfinals | #3 Colgate 87, #6 Lehigh 80
Semifinals | #3 Colgate 76, #7 Lafayette 73
Championship | #1 Navy 78, #3 Colgate 76

1994-95

Quarterfinals | #1 Colgate 87, #8 Lafayette 67
Semifinals | #1 Colgate 75, #5 Fordham 68
Championship | #1 Colgate 68, #3 Navy 63

1995-96

Quarterfinals | Bye
Semifinals | #1 Colgate 67, #4 Bucknell 61
Championship | #1 Colgate 74, #3 Holy Cross 65

1996-97

Quarterfinals | #3 Colgate 104, #6 Navy 79
Semifinals | #2 Bucknell 71, #3 Colgate 58

1997-98

Quarterfinals | #4 Colgate 84, #5 Lehigh 83
Semifinals | #1 Lafayette 83, #4 Colgate 77

1998-99

Quarterfinals | #4 Colgate 77, #5 Army 56
Semifinals | #1 Lafayette 73, #4 Colgate 71

1999-2000

Quarterfinals | #4 Colgate 68, #5 Holy Cross 49
Semifinals | #1 Navy 82, #4 Colgate 56

2000-01

Quarterfinals | #6 Bucknell 75, #3 Colgate 68

2001-02

Quarterfinals | #5 Lafayette 74, #4 Colgate 71

2002-03

Quarterfinals | #6 Lafayette 89, #3 Colgate 76

2003-04

Quarterfinals | #6 Colgate 67, #3 Lafayette 66 (OT)
Semifinals | #2 American 65, #6 Colgate 55

2004-05

Quarterfinals | #4 Lehigh 77, #5 Colgate 60

2005-06

Quarterfinals | #3 Lehigh 48, #6 Colgate 44

2006-07

Quarterfinals | #4 American 59, #5 Colgate 44

2007-08

Quarterfinals | #3 Colgate 76, #6 Lafayette 74
Semifinals | #3 Colgate 54, #7 Bucknell 40
Championship | #1 American 52, #3 Colgate 46

2008-09

Quarterfinals | #6 Colgate 64, #3 Navy 59 (OT)
Semifinals | #2 Holy Cross 61, #6 Colgate 44

2009-10

Quarterfinals | #3 Lafayette 73, #6 Colgate 65

2010-11

Quarterfinals | #2 American 69, #7 Colgate 53

2011-12

Quarterfinals | #2 Lehigh 70, #7 Colgate 57

2012-13

Quarterfinals | #3 Lehigh 71, #6 Colgate 64

2013-14

First Round | #7 Colgate 57, #10 Navy 51
Quarterfinals | #2 American 59, #7 Colgate 50

2014-15

Quarterfinals | #2 Colgate 72, #7 Navy 62
Semifinals | #6 American 73, #2 Colgate 62

2015-16

Quarterfinals | #4 Army 79, #5 Colgate 72

2016-17

Quarterfinals | #3 Lehigh 77, #6 Colgate 72

2017-18

Quarterfinals | #2 Colgate 76, #7 Lafayette 54
Semifinals | #2 Colgate 62, #6 Holy Cross 55
Championship | #1 Bucknell 83, #2 Colgate 54

2018-19

Quarterfinals | #1 Colgate 81, #8 Boston U 69
Semifinals | #1 Colgate 80, #5 Navy 70
Championship | #1 Colgate 94, #2 Bucknell 80

2019-20

Quarterfinals | #1 Colgate 83, #8 Lehigh 70
Semifinals | #1 Colgate 89, #5 Lafayette 64
Championship | #2 Boston U 64, #1 Colgate 61

2020-21

Quarterfinals | #2 Colgate 77, #7 Boston U 69
Semifinals | #2 Colgate 105, #6 Bucknell 75
Championship | #2 Colgate 85, #9 Loyola 72

2021-22

Quarterfinals | #1 Colgate 96, #9 Bucknell 68
Semifinals | #1 Colgate 81, #4 Lehigh 61
Championship | #1 Colgate 74, #2 Navy 58

2022-23

Quarterfinals | #1 Colgate 92, #8 Loyola 73
Semifinals | #1 Colgate 91, #4 Army 73
Championship | #1 Colgate 79, #6 Lafayette 61

2023-24

Quarterfinals | #1 Colgate 81, #9 Holy Cross 64
Semifinals | #1 Colgate 68, #5 Bucknell 65
Championship | #1 Colgate 74, #6 Lehigh 55

RECORD VS EACH OPPONENT

OPPONENT	RECORD	LAST MTG.	RESULT
American	0-6	3/8/15	L, 62-73
Army	3-1	3/5/23	W, 91-74
Boston Univ.	2-1	3/6/21	W, 77-69
Bucknell	6-4	3/10/24	W, 68-65
Fordham	1-0	3/5/95	W, 75-68
Holy Cross	4-2	3/7/24	W, 81-64
Lafayette	7-5	3/8/23	W, 79-61
Lehigh	5-6	3/13/23	W, 74-55
Loyola	2-0	3/2/23	W, 92-73
Navy	7-2	3/9/22	W, 74-58
Overall Record			37-27

RECORD BY ROUND

First Rounds	1-0
Quarterfinals	18-15
Semifinals	11-8
Championships	7-4
Overall Record	37-27

REGULAR SEASON CHAMPIONSHIPS

YEAR	PLACE	SEED
1993-94	Co-Champion	#3 seed
1994-95	Co-Champion	#1 seed
1995-96	Co-Champion	#1 seed
2018-19	Co-Champion	#1 seed
2019-20	Outright Champion	#1 seed
2021-22	Outright Champion	#1 seed
2022-23	Outright Champion	#1 seed
2023-24	Outright Champion	#1 seed

TOURNAMENT CHAMPIONSHIPS

YEAR	OVERALL	PL
1994-95	17-13	11-3
1995-96	15-15	9-3
2018-19	24-10	13-5
2020-21	14-2	11-1
2021-22	23-12	16-2
2022-23	26-9	17-1
2023-24	25-9	16-2

NCAA TOURNAMENTS

YEAR	OPPONENT	SEED	RESULT	ROUND
1994-95	#1 Kansas	#16	L, 68-82	Round of 64
1995-96	#1 UConn	#16	L, 59-68	Round of 64
2018-19	#2 Tennessee	#15	L, 70-77	Round of 64
2020-21	#3 Arkansas	#14	L, 68-85	Round of 64
2021-22	#3 Wisconsin	#14	L, 60-67	Round of 64
2022-23	#2 Texas	#15	L, 81-61	Round of 64
2023-24	#3 Baylor	#14	---	Round of 64

2023-24 PATRIOT LEAGUE RANKINGS

TEAM CATEGORIES

SCORING OFFENSE

1. Lehigh	72.7
2. COLGATE	71.5

SCORING DEFENSE

1. COLGATE	63.2
2. Army	64.3

FIELD GOAL PERCENTAGE

1. COLGATE	47.0
2. American	44.9

FIELD GOAL PERCENTAGE DEFENSE

1. COLGATE	40.8
2. Lafayette	41.8

3-POINT FIELD GOAL PERCENTAGE

1. COLGATE	36.1
2. Holy Cross	35.4

3-POINT FIELD GOAL PCT. DEFENSE

1. COLGATE	29.8
2. Navy	32.4

3-POINT FIELD GOALS MADE PER GAME

1. American	8.7
4. COLGATE	7.9

FREE THROW PERCENTAGE

1. Lehigh	73.5
6. COLGATE	68.1

REBOUNDING MARGIN

1. COLGATE	+2.9
2. Boston University	+2.1

ASSIST-TO-TURNOVER RATIO

1. COLGATE	1.43
2. American	1.29

BLOCKED SHOTS

1. Lafayette	4.34
3. COLGATE	3.50

ASSISTS PER GAME

1. COLGATE	15.15
2. American	14.03

STEALS

1. Lehigh	7.22
5. COLGATE	6.38

2023-24 PATRIOT LEAGUE RANKINGS

INDIVIDUAL CATEGORIES (TOP 10)

SCORING

1. Deon Perry, Loyola	17.3
7. Braeden Smith	12.5

REBOUNDING

1. Donovan Draper, Navy	9.1
5. Keegan Records, Colgate	6.3

FIELD GOAL PERCENTAGE

1. Caleb Kenney, Holy Cross	57.6
2. Keegan Records, Colgate	56.5

3-POINT FIELD GOAL PERCENTAGE

1. Chandler Baker, Colgate	46.0
----------------------------	------

3-POINT FIELD GOALS PER GAME

1. Deon Perry, Loyola	2.7
5. Ryan Moffatt, Colgate	2.0

FREE THROW PERCENTAGE

1. Deon Perry, Loyola	91.1
6. Braeden Smith, Colgate	78.2

ASSISTS PER GAME

1. Braeden Smith, Colgate	5.8
2. Elijah Stephens, American	4.9

ASSIST-TO-TURNOVER RATIO

1. Mark Butler, Lafayette	2.9
2. Braeden Smith, Colgate	2.5

BLOCKED SHOTS PER GAME

1. Justin Vander Baan, Lafayette	2.2
3. Keegan Records, Colgate	1.2
8. Jeff Woodward, Colgate	0.9

STEALS PER GAME

1. Braeden Smith, Colgate	1.9
1. Donovan Draper, Navy	1.9

MINUTES PER GAME

1. Jack Forrest, Bucknell	36.1
8. Braeden Smith, Colgate	30.3

2023-24 NATIONAL RANKINGS

TEAM CATEGORIES (TOP 50)

FOULS PER GAME

5. Colgate	13.4
------------	------

SCORING DEFENSE

11. Colgate	63.2
-------------	------

3-POINT FIELD GOAL PERCENTAGE DEFENSE

13. Colgate	29.8
-------------	------

DEFENSIVE REBOUNDS PER GAME

24. Colgate	27.8
-------------	------

FIELD GOAL PERCENTAGE DEFENSE

29. Colgate	40.8
-------------	------

WIN PERCENTAGE

33. Colgate	73.5
-------------	------

ASSIST-TO-TURNOVER RATIO

47. Colgate	1.43
-------------	------

ASSISTS PER GAME

58. Colgate	15.1
-------------	------

INDIVIDUAL CATEGORIES (TOP 100)

ASSISTS

19. Braeden Smith	196
-------------------	-----

ASSISTS PER GAME

25. Braeden Smith	5.8
-------------------	-----

STEALS

41. Braeden Smith	64
-------------------	----

ASSIST-TO-TURNOVER RATIO

62. Braeden Smith	2.45
-------------------	------

STEALS PER GAME

64. Braeden Smith	1.88
-------------------	------

SINGLE GAME RECORDS

POINTS

Jonathan Stone 52 (3/2/92 vs Brooklyn)

REBOUNDS

2 players - most recently Jack Nichols 26
(12/9/56 vs Cornell)

ASSISTS

4 players - most recently Joe Hoban 13
(1/2/11 vs Longwood)

STEALS

Mike Boswell 10 (1/10/87 vs Niagara)

BLOCKS

Adonal Foyle 12 (2/5/97 vs Navy)

FG MADE

Don Ward 20 (2/12/71 vs St. Lawrence)

FG ATTEMPTS

2 players - most recently Bob Duffy 39
(2/27/62 vs Niagara)

FG% [MIN. 10 ATTEMPTS]

Chris Fagan 92.3% (12-of-13)
(1/11/77 vs Binghamton)

3FG MADE

Tucker Neale 9 (2/2/94 vs Bucknell)

3FG ATTEMPTS

Kyle Roemer 17 (Feb. 24, 2010 vs Holy Cross)

FREE THROWS MADE

Rich Lebel 20 (1/29/72 vs Bucknell)

THE LAST TIME A COLGATE TEAM...

SCORED 100 OR MORE POINTS

12/6/23 vs VTSU Lyndon (W, 115-37)

ALLOWED 100 OR MORE POINTS

12/2/16 at The Citadel (L, 101-108)

SCORED 90 OR MORE POINTS

12/6/23 vs VTSU Lyndon (W, 115-37)

ALLOWED 90 OR MORE POINTS

12/21/22 vs Cornell (L, 80-91)

WON IN OVERTIME

1/30/21 at Holy Cross (W, 74-63)

LOST IN OVERTIME

11/24/21 at Harvard (L, 84-89)

PLAYED TWO OVERTIMES

11/13/15 vs Cornell (L, 98-101)

PLAYED THREE OVERTIMES

2/22/15 at Loyola (L, 78-80)

WON A GAME ON A BUZZER-BEATER

2/21/15 vs Loyola (W, 93-90)

SHOT 60 PERCENT OR BETTER FROM THE FIELD

12/30/22 at Loyola (67.2%)

Colgate wins, 101-67

MADE AT LEAST 35 FIELD GOALS IN A GAME

2/3/24 vs Navy (35)

Colgate wins, 88-64

MADE AT LEAST 40 FIELD GOALS IN A GAME

12/6/23 vs VTSU Lyndon (44)

Colgate wins, 115-37

HAD AT LEAST SIX PLAYERS IN DOUBLE FIGURES

1/13/24 at Bucknell (6)

Cummins, Louis-Jacques, Moffatt, Smith, Thomson, Woodward

Colgate wins, 84-73

HAD AT LEAST FIVE PLAYERS IN DOUBLE FIGURES

2/14/24 vs Holy Cross

Jones, Moffatt, Records, Smith, Woodward

Colgate wins, 85-55

HAD AT LEAST TWO 20-POINT SCORERS

1/6/24 at Navy (2)

Smith (25), Moffatt (21)

Colgate wins, 80-72

HAD AT LEAST THREE 20-POINT SCORERS

3/5/23 vs Army (3)

Lynch-Daniels (21), Records (20), Moffatt (20)

Colgate wins, 91-74

HAD AT LEAST TWO PLAYERS WITH DOUBLE-DOUBLES

1/10/24 vs Lafayette (2)

Moffatt (17 pts, 11 rebs)

Records (13 pts, 10 rebs)

THE LAST TIME A COLGATE PLAYER...

SCORED AT LEAST 20 POINTS IN A GAME

Braeden Smith (21)

3/10/24 vs Bucknell (W, 68-65)

SCORED AT LEAST 25 POINTS IN A GAME

Braeden Smith (25)

1/6/24 at Navy (W, 80-72)

SCORED AT LEAST 30 POINTS IN A GAME

Tucker Richardson (30)

11/15/22 at Syracuse (W, 80-68)

SCORED AT LEAST 35 POINTS IN A GAME

Jordan Burns (40)

11/26/19 at Green Bay (W, 99-81)

SCORED AT LEAST 40 POINTS IN A GAME

Jordan Burns (40)

11/26/19 at Green Bay (W, 99-81)

SCORED AT LEAST 50 POINTS IN A GAME

Jonathan Stone (52)

3/2/92 vs Brooklyn (W, 105-69)

RECORDED AT LEAST 15 REBOUNDS IN A GAME

Will Rayman (16)

1/25/20 at American (W, 79-69)

RECORDED AT LEAST 20 REBOUNDS IN A GAME

Adonal Foyle (22)

1/25/95 vs Army (W, 94-93)

HAD A DOUBLE-DOUBLE

Braeden Smith (15 pts, 12 rebs)

3/13/24 vs Lehigh (W, 74-55)

HAD A TRIPLE-DOUBLE

Tucker Richardson (14 pts, 12 rebs, 11 asts)

3/8/23 vs Lafayette (W, 79-61)

#14 KEEGAN RECORDS | FIFTH-YEAR SENIOR | F | SOUTH KINGSTOWN, R.I. | POLITICAL SCIENCE

- ▶ PATRIOT LEAGUE PRESEASON PLAYER & DEFENSIVE PLAYER OF THE YEAR
- ▶ 2X ALL-PATRIOT LEAGUE FIRST TEAM – 2022-23, 2023-24
- ▶ 2X PATRIOT LEAGUE ALL-DEFENSIVE TEAM – 2022-23, 2023-24
- ▶ 2X PATRIOT LEAGUE ALL-TOURNAMENT TEAM – 2021, 2023
- ▶ NABC ALL-DISTRICT SECOND TEAM – 2022-23
- ▶ ALL-PATRIOT LEAGUE THIRD TEAM – 2021-22
- ▶ PATRIOT LEAGUE ALL-ROOKIE TEAM – 2019-20

**ALL-TIME SCORING LEADERS**

10.	Jonathan Stone	1988-92	1,511
11.	Keegan Records	2020-pr.	1,462
12.	Jack Nichols	1954-57	1,411
13.	Ernie Vandeweghe	1945-49	1,404
14.	Mark Linebaugh	2001-04	1,393
15.	Bob Bamford	1983-87	1,331
16.	Seth Schaeffer	1995-98	1,291
17.	Nick Scaccia	1968-71	1,267
18.	Darren Brown	1989-93	1,251
18.	Jack Ferguson	2018-22	1,251
20.	Don Ward	1968-71	1,246

ALL-TIME REBOUNDING LEADERS

1.	Adonal Foyle	1995-97	1,103
2.	Jack Nichols	1954-57	1,082
3.	Will Rayman	2017-20	900
4.	Keegan Records	2020-pres.	867
5.	Darren Brown	1989-93	830
6.	Tucker Richardson	2019-23	783
7.	Tom Cronin	1969-72	755
8.	Milt Graham	1953-56	640
9.	Kenneth Norum	1958-61	672
10.	Tom Cruthers	1962-65	522

ALL-TIME BLOCK LEADERS

1.	Adonal Foyle	1995-97	492
2.	Jason Whatley	1990-94	215
3.	Keegan Records	2020-pr.	178
4.	Alex Woodhouse	2005-09	166
5.	Butch Hill	1979-82	133

CAREER FIELD GOAL PCT.

1.	Keegan Records	2020-pr.	.626
2.	Jonathan Stone	1988-92	.556
3.	Adonal Foyle	1995-97	.547
4.	Kendall Chones	2004-08	.528
5.	Chris Fagan	1974-77	.525

Keegan Records was named the Patriot League **Preseason Player of the Year** and **Defensive Player of the Year** in 2023-24. The South Kingstown, R.I., native last season set the **Patriot League single-season record for field goal percentage (.675)**, his second consecutive season leading the Patriot League in shooting.

MATT LANGEL

COLGATE MEN'S BASKETBALL HEAD COACH - 13TH SEASON

- ▶ **WINNINGEST COACH IN PROGRAM HISTORY**
- ▶ **5X PATRIOT LEAGUE COACH OF THE YEAR - 2017-18, 2018-19, 2019-20, 2022-23, 2023-24**
- ▶ **HUGH DURHAM MID-MAJOR COACH OF THE YEAR FINALIST - 2021-22**
- ▶ **2X NABC DISTRICT 13 COACH OF THE YEAR - 2019, 2023**
- ▶ **ECAC COACH OF THE YEAR - 2019**
- ▶ **FIRST COACH IN PATRIOT LEAGUE HISTORY TO EARN FIVE COACH OF THE YEAR HONORS**

INSPIRING GREATNESS

The winningest coach in program history, Head Coach Langel has guided Colgate to its first four 20-win seasons, five of the program's seven regular season championships, and three of the program's five tournament conference titles, including back-to-back years in 2020-21 and 2021-22. Langel in his 12th season is the only head coach in Patriot League men's basketball history to win four Coach of the Year awards, earning the league's top coaching honor three straight seasons (2017-18, 2018-19, 2019-20) before claiming his fourth this season (2022-23).

HISTORIC SEASON

Langel in 2022-23 guided the Raiders to their fourth consecutive Patriot League regular season championship behind a 17-1 conference record. Colgate became the first team in Patriot League men's basketball history to win 17 conference games in a season, besting the previous record (16) matched by the Raiders in 2021-22. This season, Colgate broke the Patriot League record for the longest conference win streak in league history, winning 26 consecutive games over the span of two seasons.

NEXT LEVEL PREPARATION

The program's success has continued beyond collegiate basketball, evident by the development of more than 20 professional basketball players, including recent graduates Jordan Burns '21, Will Rayman '20, Francisco Amiel '19, Jordan Swopshire '18, Jordan Robertson '18 and Sean O'Brien '18.

BEYOND THE COURT

Colgate's long tradition as one of the top academic universities in the country is proven year after year with the NCAA unveiling of Graduation Success Rates (GSR) and Academic Progress Rates (APR). Colgate's GSR is annually over 95%, ranking alongside the top schools in the nation. In 2019-20, Colgate's APR rating of 86% placed second nationally. Men's basketball was one of 19 programs to earn public recognition for its multiyear APR scores.

WINNING TRADITION

Langel was named the 20th head coach in the 114-year history of Colgate basketball on April 25, 2011. Langel came to Colgate after spending five seasons as an assistant coach at Temple University (2006-11). Langel worked under the tutelage of legendary coach Fran Dunphy, who is the all-time winningest coach in Philadelphia Big 5 history and was inducted into the Big 5 Hall of Fame in 2019. Langel was also a two-year member of Dunphy's Penn staff and helped guide his alma mater to consecutive Ivy League championships.

COLLEGE PLAYING CAREER

A 2000 graduate of Penn's Wharton School of Business, Langel helped lead the Quakers to two Ivy League titles and NCAA Tournament appearances during his four-year playing career (1996-2000). The Quakers went 27-1 in Ivy League action in his junior and senior campaigns and sported a 42-14 overall record. Langel was named Ivy League and Big Five Player of the Week numerous times and received the Big Five's Most Improved Player Award. Langel etched his name in the Penn record books in several different categories. He is a member of the 1,000-point club with 1,191 points in a Red and Blue uniform. He stands second all-time in Penn basketball history in three-pointers made in a game with eight, is eighth in three-pointers made in a season with 70, and fourth in career three-pointers made with 201.

PROFESSIONAL PLAYING CAREER

Upon graduation, Langel was drafted by Atlantic City of the USBL in 2000 and worked out in the Seattle SuperSonics camp. He then went overseas to play professionally in Europe, for Chene BC in Switzerland and ALM Evreux Basket in France Pro A. The Moorestown, N.J., native participated in the Philadelphia 76ers summer camp in 2001, but returned to Europe to play for the MBC and Hagan in German Bundesliga I. His last professional stop before returning to Penn as an assistant coach was with the Eiffel Towers in Holland. Langel was also a member of the Friars Senior Society and the University Student-Athlete Advisory Committee while at Penn.



THE LANGEL FILE

Born: Nov. 21, 1977

Hometown: Morrestown, N.J.

Wife: Tara Langel

Children: Logan, Luke, Jackson

High School: Moorestown High School

College: Pennsylvania, 2000

Education: Bachelor's Degree in Business

COACHING EXPERIENCE

Assistant Coach: Penn (2004-06), 40-18

Assistant Coach: Temple (2006-11), 113-57

Head Coach: Colgate (2011-pr.)

HEAD COACHING RECORD

YEAR	OVERALL	PATRIOT
2011-12	8-22	2-12
2012-13	11-21	5-9
2013-14	13-18	6-12
2014-15	16-17	12-6
2015-16	13-17	9-9
2016-17	10-22	8-10
2017-18	19-14	12-6
2018-19	24-11	13-5
2019-20	25-9	14-4
2020-21	14-2	11-1
2021-22	23-12	16-2
2022-23	26-9	17-1
2023-24	25-9	16-2
TOTAL	227-183	141-79

PLAYING EXPERIENCE

College

Pennsylvania (1996-2000)

Professional

Chene BC in Switzerland (2000-01)

ALM Evreux Basket in France Pro A (2000-01)

MBC and Hagan in German Bundesliga (2001-02)

Eiffel Towers in Holland (2002-04)

NUMERICAL ROSTER

NO.	NAME	YR.	POS.	HT.	WT.	HOMETOWN (PREVIOUS)
0	Julian Scott	Fy.	G	6-2	180	Rochester, Mich.
1	Brady Cummins	So.	G	6-6	190	York, Maine
2	Braeden Smith	So.	G	6-0	180	Seattle, Wash
3	Jalen Cox	Fy.	G	6-3	165	Los Angeles, Calif.
4	Ryan Moffatt	5th	F	6-7	220	Lancaster, Pa.
5	Nicolas Louis-Jacques	Jr.	G	6-4	195	Miami, Fla.
10	Chandler Baker	Sr.	G	6-5	185	Woodstock, Ga. (Belmont Abbey)
13	Kyle Carlesimo	So.	G	6-2	180	Seattle, Wash. (Eastern Illinois)
14	Keegan Records	5th	F	6-10	250	South Kingstown, R.I.
23	Cooper Wright	Fy.	F	6-5	195	Cambridge, Mass.
25	Parker Jones	Fy.	G	6-6	190	Sherman Oaks, Calif.
30	Sam Thomson	Sr.	F	6-9	230	Kitchener-Waterloo, Ontario
33	Sam Wright	Fy.	F	6-8	240	Hoover, Ala.
34	Alex Capitano	Sr.	G	6-4	205	Malvern, Pa.
55	Jeff Woodward	Sr.	F	6-11	270	Audubon, Pa.

ALPHABETICAL ROSTER

NO.	NAME	YR.	POS.	HT.	WT.	HOMETOWN (PREVIOUS)
0	Julian Scott	Fy.	G	6-2	180	Rochester, Mich.
1	Brady Cummins	So.	G	6-6	190	York, Maine
2	Braeden Smith	So.	G	6-0	180	Seattle, Wash
3	Jalen Cox	Fy.	G	6-3	165	Los Angeles, Calif.
4	Ryan Moffatt	5th	F	6-7	220	Lancaster, Pa.
5	Nicolas Louis-Jacques	Jr.	G	6-4	195	Miami, Fla.
10	Chandler Baker	Sr.	G	6-5	185	Woodstock, Ga. (Belmont Abbey)
13	Kyle Carlesimo	So.	G	6-2	180	Seattle, Wash. (Eastern Illinois)
14	Keegan Records	5th	F	6-10	250	South Kingstown, R.I.
23	Cooper Wright	Fy.	F	6-5	195	Cambridge, Mass.
25	Parker Jones	Fy.	G	6-6	190	Sherman Oaks, Calif.
30	Sam Thomson	Sr.	F	6-9	230	Kitchener-Waterloo, Ontario
33	Sam Wright	Fy.	F	6-8	240	Hoover, Ala.
34	Alex Capitano	Sr.	G	6-4	205	Malvern, Pa.
55	Jeff Woodward	Sr.	F	6-11	270	Audubon, Pa.

COACHING/SUPPORT STAFF

NAME (ALMA MATER)	TITLE, EXPERIENCE
Matt Langel (Penn '00)	Head Coach, 13th season
Camryn Crocker (Penn '15)	Assistant Coach, second season
Trey Montgomery (Samford '10)	Assistant Coach, second season
Pat Moore (Colgate '15)	Assistant Coach, sixth season
Damon Sherman-Newsome (Colgate '15)	Director of Operations, second season
Aaron Robertson	Faculty Liaison
Marty Scarano	Men's Basketball Administrator
Leslie Cowen	Director of Sports Medicine
Dakota Dailey	Strength and Conditioning Coach
Cam Lenci	Equipment Assistant
Jordan Doroshenko	Director of Athletics Communications
Tara Bugbee	Athletics Operations Coordinator

PRONUNCIATIONS

Alex Capitano	cap-ih-TAH-no
Kyle Carlesimo	car-LESS-ih-moe
Ryan Moffatt	MAH-fit
Nicolas Louis-Jacques	LOO-ee-zhock
Matt Langel	LANG-gull

* Audio pronunciations available on website roster

BY CLASS

Keegan Records	5th Year
Ryan Moffatt	5th-Year
Chandler Baker	Senior
Alex Capitano	Senior
Sam Thomson	Senior
Jeff Woodward	Senior
Nicolas Louis-Jacques	Junior
Kyle Carlesimo	Sophomore
Brady Cummins	Sophomore
Braeden Smith	Sophomore
Jalen Cox	First-Year
Parker Jones	First-Year
Julian Scott	First-Year
Cooper Wright	First-Year
Sam Wright	First-Year

BY HEIGHT

Jeff Woodward	6-11
Keegan Records	6-10
Sam Wright	6-10
Sam Thomson	6-9
Ryan Moffatt	6-7
Brady Cummins	6-6
Parker Jones	6-6
Chandler Baker	6-5
Cooper Wright	6-5
Nicolas Louis-Jacques	6-4
Alex Capitano	6-4
Jalen Cox	6-3
Julian Scott	6-2
Kyle Carlesimo	6-2
Braeden Smith	6-0

BY STATE/COUNTRY

Sam Wright	Alabama
Jalen Cox	California
Parker Jones	California
Sam Thomson	Canada
Nicolas Louis-Jacques	Florida
Chandler Baker	Georgia
Brady Cummins	Maine
Cooper Wright	Massachusetts
Julian Scott	Michigan
Ryan Moffatt	Pennsylvania
Alex Capitano	Pennsylvania
Jeff Woodward	Pennsylvania
Keegan Records	Rhode Island
Kyle Carlesimo	Washington
Braeden Smith	Washington

BY MAJOR

Alex Capitano	Biology
Ryan Moffatt	Economics/Education
Sam Thomson	Environmental Studies
Keegan Records	Political Science
Jeff Woodward	Psychology
Nicolas Louis-Jacques	Psychology
Chandler Baker	Sociology
Kyle Carlesimo	Undeclared
Brady Cummins	Undeclared
Braeden Smith	Undeclared
Jalen Cox	Undeclared
Parker Jones	Undeclared
Julian Scott	Undeclared
Cooper Wright	Undeclared
Sam Wright	Undeclared



#0 | JULIAN SCOTT

First-Year | Guard | 6-2 | 180
 Rochester, Mich. | Detroit Country Day
 Major: Undeclared

GAME-BY-GAME STATISTICS

#0 SCOTT, Julian

Opponent	Date	GS	MIN	Total		3-Pointers		Free throws		Rebounds			PF	A	TO	BLK	STL	PTS	AVG	
				FG-FGA	PCT	3FG-3FGA	PCT	FT-FTA	PCT	OFF	DEF	TOT								AVG
Binghamton	11/29/2023	03:40	0-0	.000	0-0	.000	0-0	.000	0	0	0	0	0	2	1	0	0	0	0.0	
at Arizona	12/02/2023	00:14	0-0	.000	0-0	.000	0-0	.000	0	0	0	0	0	0	0	0	0	0	0.0	
VTSU Lyndon	12/06/2023	13:40	5-9	.556	0-0	.000	0-0	.000	1	1	2	0	1	0	0	3	10	3.3		
at Iona	12/21/2023	01:17	0-1	.000	0-0	.000	0-0	.000	0	0	0	0	0	1	0	0	0	0.5		
Loyola Maryland	01/03/2024	01:06	0-0	.000	0-0	.000	0-0	.000	0	0	0	0	0	0	0	0	0	0.0		
Army West Point	01/31/2024	02:38	1-1	1.000	0-0	.000	0-0	.000	0	0	0	0	0	0	0	0	2	2.0		
Navy	02/03/2024	02:11	0-0	.000	0-0	.000	0-0	.000	0	1	1	0	4	1	0	0	0	0.7		
Holy Cross	02/14/2024	02:03	0-0	.000	0-0	.000	0-0	.000	0	0	0	0	0	1	0	1	0	1.5		
at Holy Cross	02/28/2024	01:24	0-0	.000	0-0	.000	0-0	.000	1	1	2	0	6	1	0	0	0	1.3		
Lehigh	03/13/2024	00:44	0-0	.000	0-0	.000	0-0	.000	0	0	0	0	5	0	0	0	0	0.0		
Totals		0	28:57	6-11	.545	0-0	.000	0-0	.000	2	3	5	0.5	2	4	1	0	4	12	1.2

Player Averages

Games Played	Minutes/game	Points/game	FG Pct	3FG Pct	FT Pct	Rebounds/game	Assists/game	Turnovers/game	Assist/Turnover ratio	Steals/game	Blocks/game
10	2.9	1.2	54.5	0.0	0.0	0.5	0.4	0.1	4.0	0.4	0.0

SEASON HIGHS

Points	10 (12/6/23 vs VTSU Lyndon)
Rebounds	2 -- twice (3/24 at Holy Cross)
Assists	2 (11/29/23 vs Binghamton)
Steals	3 (12/6/23 vs VTSU Lyndon)
Blocks	--
Field Goals Made	5 (12/6/23 vs VTSU Lyndon)
3-Point Field Goals Made	--
Free Throws Made	--
Minutes	14 (12/6/23 vs VTSU Lyndon)

CAREER HIGHS

Points	10 (12/6/23 vs VTSU Lyndon)
Rebounds	2 -- twice (2/28/24 at Holy Cross)
Assists	2 (11/29/23 vs Binghamton)
Steals	3 (12/6/23 vs VTSU Lyndon)
Blocks	--
Field Goals Made	5 (12/6/23 vs VTSU Lyndon)
3-Point Field Goals Made	--
Free Throws Made	--
Minutes	14 (12/6/23 vs VTSU Lyndon)

CAREER STATISTICS

SCOTT, Julian

SEASON TEAM	GP-GS	MIN	AVG	FG-FGA	FG%	3FG-3FGA	3FG%	FT-FTA	FT%	OFF	DEF	TOT	AVG	PF-FO	A	TO	BLK	STL	PTS	AVG
2023-24 Colg	10-0	29/2.9	6-11	.545	0-0	.000	0-0	.000		2	3	5	0.5	2-0	4	1	0	4	12	1.2
TOTAL	10-0	29/2.9	6-11	.545	0-0	.000	0-0	.000		2	3	5	0.5	2-0	4	1	0	4	12	1.2



#1 | BRADY CUMMINS

Sophomore | Guard | 6-6 | 190
 York, Maine | Brooks School
 Major: Undeclared

GAME-BY-GAME STATISTICS

#1 CUMMINS, Brady

Opponent	Date	GS	MIN	Total		3-Pointers		Free throws		Rebounds			PF	A	TO	BLK	STL	PTS	AVG	
				FG-FGA	PCT	3FG-3FGA	PCT	FT-FTA	PCT	OFF	DEF	TOT								AVG
Brown	11/06/2023	21:41	4-6	.667	0-1	.000	1-2	.500	1	5	6	6.0	2	0	0	0	0	0	9	9.0
at Syracuse	11/14/2023	08:23	1-2	.500	0-0	.000	0-0	.000	1	3	4	5.0	1	0	0	0	0	0	2	5.5
Binghamton	11/29/2023	15:15	2-4	.500	2-3	.667	0-0	.000	0	0	0	3.3	2	0	3	0	0	0	6	5.7
at Arizona	12/02/2023	11:13	1-3	.333	0-1	.000	1-2	.500	0	1	1	2.8	0	1	0	0	0	0	3	5.0
VTSU Lyndon	12/06/2023	15:43	6-10	.600	1-2	.500	1-1	1.000	1	2	3	2.8	0	2	0	0	4	14	6.8	
at Vermont	12/09/2023	22:00	5-7	.714	1-1	1.000	0-1	.000	0	2	2	2.7	3	0	2	0	0	0	11	7.5
at Illinois	12/17/2023	21:06	3-6	.500	0-0	.000	0-0	.000	0	0	0	2.3	2	2	1	0	0	0	6	7.3
at Iona	12/23/2023	16:54	3-3	.333	0-1	.000	2-4	.500	0	0	0	2.0	1	0	1	0	0	0	4	6.9
at Cornell	12/30/2023	19:19	3-9	.333	0-2	.000	1-3	.333	2	2	4	2.2	1	0	1	0	1	0	7	6.9
Loyola Maryland	01/03/2024	* 26:18	3-7	.429	0-2	.000	3-4	.750	2	5	7	2.7	0	4	1	0	0	0	9	7.1
at Navy	01/06/2024	21:25	3-4	.750	2-2	1.000	0-0	.000	0	3	3	2.7	0	3	1	0	1	0	8	7.2
Lafayette	01/10/2024	17:49	1-5	.200	0-1	.000	0-1	.000	0	0	0	2.5	1	1	2	0	1	0	2	6.8
at Bucknell	01/13/2024	* 28:34	3-7	.429	1-3	.333	4-6	.667	2	3	5	2.7	3	1	1	0	0	0	11	7.1
at Army West Point	01/17/2024	* 23:31	1-7	.143	0-2	.000	0-0	.000	1	5	6	2.9	0	1	0	0	0	0	2	6.7
Boston U.	01/20/2024	* 20:08	4-6	.667	2-3	.667	1-2	.500	0	4	4	3.0	1	0	0	1	0	0	11	7.0
Lehigh	01/22/2024	* 17:38	3-5	.600	1-2	.500	0-0	.000	0	2	2	2.9	4	1	1	0	0	0	7	7.0
at American	01/27/2024	* 29:01	4-9	.444	1-3	.333	2-4	.500	0	2	2	2.9	3	0	1	0	0	0	11	7.2
Army West Point	01/31/2024	* 23:22	6-11	.545	4-7	.571	0-2	.000	0	3	3	2.9	0	1	1	0	0	0	16	7.7
Navy	02/03/2024	* 24:44	4-8	.500	4-7	.571	0-0	.000	0	3	3	2.9	1	3	1	0	1	0	12	7.9
at Boston U.	02/07/2024	* 26:01	1-4	.250	1-2	.500	2-2	1.000	0	3	3	2.9	3	0	2	0	0	0	5	7.8
Holy Cross	02/14/2024	* 22:52	2-5	.400	0-1	.000	0-0	.000	0	3	3	2.9	0	3	2	0	0	0	4	7.6
Bucknell	02/17/2024	* 27:14	2-5	.400	0-2	.000	6-8	.750	1	2	3	2.9	1	1	0	1	0	0	10	7.7
at Lafayette	02/19/2024	* 23:02	2-5	.400	0-0	.000	1-1	1.000	0	0	0	2.8	5	2	1	1	0	0	5	7.6
American	02/25/2024	* 25:24	2-4	.500	1-1	1.000	0-0	.000	0	0	0	2.7	1	1	2	0	1	0	5	7.5
at Holy Cross	02/28/2024	* 21:17	3-6	.500	0-2	.000	0-0	.000	0	0	0	2.6	1	2	0	0	0	0	6	7.4
at Lehigh	03/02/2024	* 25:56	3-6	.500	0-1	.000	2-5	.400	0	4	4	2.6	1	0	1	0	1	0	8	7.5
Holy Cross	03/07/2024	* 18:43	2-4	.500	0-1	.000	0-0	.000	0	1	1	2.6	0	0	0	0	1	0	4	7.3
Bucknell	03/10/2024	* 20:58	0-5	.000	0-4	.000	0-0	.000	0	2	2	2.5	1	0	0	0	0	0	0	7.1
Lehigh	03/13/2024	* 19:47	8-9	.889	1-1	1.000	2-2	1.000	1	3	4	2.6	1	0	0	0	0	0	19	7.5
Totals		17	609:17	83-172	.483	22-58	.379	29-50	.580	12	63	75	2.6	39	29	25	4	9	217	7.5

Player Averages

Games Played	Minutes/game	Points/game	FG Pct	3FG Pct	FT Pct	Rebounds/game	Assists/game	Turnovers/game	Assist/Turnover ratio	Steals/game	Blocks/game
29	21.0	7.5	48.3	37.9	58.0	2.6	1.0	0.9	1.2	0.3	0.1

SEASON HIGHS

Points	19 (3/13/24 vs Lehigh)
Rebounds	7 (1/3/24 vs Loyola)
Assists	4 (1/3/24 vs Loyola)
Steals	4 (12/6/23 vs VTSU Lyndon)
Blocks	1 -- 4 times (3/7/24 vs Holy Cross)
Field Goals Made	8 (3/13/24 vs Lehigh)
3-Point Field Goals Made	4 -- twice (2/3/24 vs Navy)
Free Throws Made	6 (2/17/24 vs Bucknell)
Minutes	30 (1/27/24 at American)

CAREER HIGHS

Points	19 (3/13/24 vs Lehigh)
Rebounds	7 (1/3/24 vs Loyola)
Assists	4 (1/3/24 vs Loyola)
Steals	4 (12/6/23 vs VTSU Lyndon)
Blocks	1 -- 4 times (3/7/24 vs Holy Cross)
Field Goals Made	8 (3/13/24 vs Lehigh)
3-Point Field Goals Made	4 -- twice (2/3/24 vs Navy)
Free Throws Made	6 (2/17/24 vs Bucknell)
Minutes	30 (1/27/24 at American)

CAREER STATISTICS

CUMMINS, Brady

SEASON TEAM	GP-GS	MIN	AVG	FG-FGA	FG%	3FG-3FGA	3FG%	FT-FTA	FT%	OFF	DEF	TOT	AVG	PF-FO	A	TO	BLK	STL	PTS	AVG	
2022-23 Colg	15-0	74/4.9	5-21	.238	2-10	.200	3-4	.750	2	3	5	0.3	9-0	1	2	0	2	0	2	15	1.0
2023-24 Colg	29-17	609/21.0	83-172	.483	22-58	.379	29-50	.580	12	63	75	2.6	39-1	29	25	4	9	217	7.5		
TOTAL	44-17	684/15.5	88-193	.456	24-68	.353	32-54	.593	14	66	80	1.8	48-1	30	27	4	11	232	5.3		



#2 | BRAEDEN SMITH

Sophomore | Guard | 6-0 | 180
 Seattle, Wash. | Seattle Preparatory
 Major: Undeclared

GAME-BY-GAME STATISTICS

#2 SMITH, Braeden

Opponent	Date	GS	MIN	Total FG-FGA	PCT	3-Pointers FG-FGA	PCT	Free throws FT-FTA	PCT	Rebounds OFF DEF TOT AVG	PF	A	TO	BLK	STL	PTS	AVG					
Brown	11/06/2023	*	26:18	5-13	.385	1-5	.200	6-7	.857	0	2	2	2	0	3	4	6	0	3	17	17.0	
at Syracuse	11/14/2023	*	33:03	4-11	.364	2-6	.333	4-6	.667	0	11	11	6	5	0	8	4	0	2	14	15.5	
vs Yale	11/17/2023	*	27:06	4-11	.364	1-5	.200	3-3	1.000	0	8	8	7	0	1	4	1	0	0	12	14.3	
vs Gardner-Webb	11/18/2023	*	30:45	9-16	.563	0-3	.000	7-8	.875	0	9	9	7	5	1	6	5	0	4	25	17.0	
vs Weber St.	11/19/2023	*	33:23	3-8	.375	1-5	.200	3-4	.750	0	4	4	6	8	2	4	0	0	2	10	15.6	
Harvard	11/22/2023	*	33:04	4-12	.333	3-8	.375	0-0	.000	0	5	5	6	5	1	6	1	0	0	11	14.8	
Binghamton	11/29/2023	*	25:18	7-10	.700	3-3	1.000	4-4	1.000	0	4	4	6	1	0	9	2	0	5	21	15.7	
at Arizona	12/02/2023	*	24:54	4-12	.333	3-7	.429	0-0	.000	0	3	3	5	8	4	3	0	1	1	11	15.1	
VTSU Lyndon	12/06/2023	*	16:04	2-5	.400	0-1	.000	0-0	.000	0	3	3	5	4	1	6	1	0	2	4	13.9	
at Vermont	12/09/2023	*	30:22	4-13	.308	3-7	.429	4-4	1.000	0	9	9	5	8	3	3	1	0	1	15	14.0	
at Illinois	12/17/2023	*	26:29	1-7	.143	0-3	.000	0-0	.000	0	0	0	5	3	0	4	2	0	1	2	12.9	
at Iona	12/21/2023	*	32:10	4-12	.333	2-5	.400	4-4	1.000	1	3	4	5	2	3	5	2	0	2	14	13.0	
at Cornell	12/30/2023	*	31:25	4-12	.333	3-7	.429	1-4	.250	1	3	4	5	1	2	5	4	0	0	12	12.9	
Loyola Maryland	01/03/2024	*	25:39	6-12	.500	1-4	.250	3-4	.750	0	6	6	5	1	1	4	3	2	2	16	13.1	
at Navy	01/06/2024	*	32:41	9-16	.563	4-9	.444	3-4	.750	1	8	9	5	4	1	6	4	0	2	25	13.9	
Lafayette	01/10/2024	*	30:56	3-11	.273	2-4	.500	3-4	.750	1	5	6	5	4	3	7	2	0	4	11	13.8	
at Bucknell	01/13/2024	*	33:17	3-9	.333	2-4	.500	6-8	.750	1	8	9	5	6	1	6	4	0	3	14	13.8	
at Army West Point	01/17/2024	*	34:07	6-12	.500	2-5	.400	9-9	.889	1	6	7	5	7	1	5	2	0	2	22	14.2	
Boston U.	01/20/2024	*	33:30	1-6	.167	1-3	.333	4-6	.667	0	6	6	5	7	1	8	1	0	2	7	13.8	
Lehigh	01/22/2024	*	33:43	1-6	.167	0-2	.000	0-0	.000	0	8	8	5	9	2	8	2	0	2	0	7	13.3
at American	01/27/2024	*	29:24	3-10	.300	1-4	.250	0-0	.000	0	4	4	5	8	3	7	1	0	0	7	13.0	
Army West Point	01/31/2024	*	27:14	5-11	.455	3-7	.429	0-0	.000	0	4	4	5	7	1	5	1	0	6	13	13.0	
Navy	02/03/2024	*	27:45	5-9	.556	4-6	.667	0-1	.000	0	2	2	5	5	3	5	3	0	0	14	13.0	
at Boston U.	02/07/2024	*	34:36	4-15	.267	1-6	.167	2-4	.500	0	4	4	5	5	1	10	3	0	4	11	12.9	
at Loyola Maryland	02/10/2024	*	35:58	5-13	.385	0-3	.000	2-2	1.000	0	4	4	5	4	0	8	0	0	1	12	12.9	
Holy Cross	02/14/2024	*	27:46	5-13	.385	2-8	.250	0-0	.000	0	3	3	5	3	0	7	3	0	4	12	12.8	
Bucknell	02/17/2024	*	28:45	2-11	.182	0-6	.000	4-5	.800	0	2	2	5	2	7	2	0	1	8	12.7		
at Lafayette	02/19/2024	*	32:51	2-7	.286	0-3	.000	0-0	.000	1	8	9	5	3	1	6	2	0	1	4	12.4	
American	02/25/2024	*	30:30	2-7	.286	0-2	.000	5-6	.833	0	4	4	5	3	0	5	2	0	1	9	12.2	
at Holy Cross	02/28/2024	*	30:36	5-6	.833	2-3	.667	0-0	.000	0	5	5	5	3	1	5	0	0	3	12	12.2	
at Lehigh	03/02/2024	*	33:02	5-11	.455	0-2	.000	1-2	.500	1	2	3	5	2	3	4	8	0	2	11	12.2	
Holy Cross	03/07/2024	*	30:12	5-12	.417	1-5	.200	1-2	.500	0	7	7	5	3	1	8	1	0	2	12	12.2	
Bucknell	03/10/2024	*	33:07	6-16	.375	1-6	.167	8-9	.889	0	8	8	5	3	0	2	2	0	2	21	12.5	
Lehigh	03/13/2024	*	30:26	7-14	.500	1-5	.200	0-0	.000	1	11	12	5	5	1	5	2	0	1	15	12.5	
Totals			34	1026:26	145-369	.393	50-162	.309	86-110	.782	9	179	188	5	48	196	80	2	64	426	12.5	

Player Averages

Games Played	Minutes/game	Points/game	FG Pct	3FG Pct	FT Pct	Rebounds/game	Assists/game	Turnovers/game	Assist/Turnover ratio	Steals/game	Blocks/game
34	30.2	12.5	39.3	30.9	78.2	5.5	5.8	2.4	2.5	1.9	0.1

SEASON HIGHS

Points	25 -- twice (1/6/24 at Navy)
Rebounds	12 (3/13/24 vs Lehigh)
Assists	9 (11/29/23 vs Binghamton)
Steals	6 (1/31/24 vs Army)
Blocks	2 (1/3/24 vs Loyola)
Field Goals Made	9 -- twice (1/6/24 at Navy)
3-Point Field Goals Made	4 -- twice (2/3/24 vs Navy)
Free Throws Made	8 -- twice (3/10/24 vs Bucknell)
Minutes	36 (2/10/24 at Loyola)

CAREER HIGHS

Points	25 -- twice (1/6/24 at Navy)
Rebounds	12 (3/13/24 vs Lehigh)
Assists	9 -- twice (11/29/23 vs Binghamton)
Steals	6 (1/31/24 vs Army)
Blocks	2 (1/3/24 vs Loyola)
Field Goals Made	9 -- twice (1/6/24 at Navy)
3-Point Field Goals Made	4 -- twice (2/3/24 vs Navy)
Free Throws Made	8 -- 4 times (3/10/24 vs Bucknell)
Minutes	39 (3/8/23 vs Lafayette)

CAREER STATISTICS

SMITH, Braeden

SEASON TEAM	GP-GS	MIN	AVG	FG-FGA	FG%	3FG-3FGA	3FG%	FT-FTA	FT%	OFF	DEF	TOT	AVG	PF-FO	A	TO	BLK	STL	PTS	AVG
2022-23 Colg	35-35	1105	31.6	138-287	.481	35-97	.361	95-115	.826	11	124	135	3.9	49-0	155	70	2	45	406	11.6
2023-24 Colg	34-34	1026	30.2	145-369	.393	50-162	.309	86-110	.782	9	179	188	5.5	48-0	196	80	2	64	426	12.5
TOTAL	69-69	2131	30.9	283-656	.431	85-259	.328	181-225	.804	20	303	323	4.7	97	251	150	4	109	832	12.1



#3 | JALEN COX

First-Year | Guard | 6-3 | 165
 Los Angeles, Calif. | Loyola High School
 Major: Undeclared

GAME-BY-GAME STATISTICS

#3 COX, Jalen

Opponent	Date	GS	MIN	Total FG-FGA	PCT	3-Pointers FG-FGA	PCT	Free throws FT-FTA	PCT	Rebounds OFF DEF TOT AVG	PF	A	TO	BLK	STL	PTS	AVG			
Brown	11/06/2023		05:15	0-1	.000	0-0	.000	0-0	.000	0	0	0	0	0	1	0	0	0	0	0.0
at Syracuse	11/14/2023		12:34	2-5	.400	1-1	1.000	0-0	.000	0	4	4	2	0	2	0	0	0	5	2.5
vs Yale	11/17/2023		20:02	1-2	.500	0-0	.000	0-0	.000	0	1	1	1	0	1	2	0	0	2	2.3
vs Gardner-Webb	11/18/2023		09:15	1-2	.500	0-0	.000	0-0	.000	1	0	1	1	5	2	0	0	0	2	2.3
Harvard	11/19/2023		10:33	1-2	.500	0-0	.000	0-0	.000	0	0	0	1	2	1	0	1	0	2	2.2
at Vermont	12/06/2023		17:30	3-6	.500	0-0	.000	0-0	.000	1	2	3	1.5	4	3	0	0	1	6	2.8
Binghamton	11/29/2023		16:10	2-3	.667	0-0	.000	0-0	.000	0	1	1	1	4	2	1	0	0	2	4.0
at Arizona	12/02/2023		20:22	4-6	.667	0-0	.000	0-0	.000	0	3	3	1.6	0	1	2	0	1	8	3.6
VTSU Lyndon	12/06/2023		23:32	3-3	1.000	0-0	.000	0-0	.000	0	4	4	1.9	0	7	0	0	2	6	3.9
at Vermont	12/09/2023		15:14	1-2	.500	0-0	.000	0-0	.000	1	3	4	2.1	0	2	0	0	0	2	3.7
at Illinois	12/17/2023		15:02	1-5	.200	0-1	.000	1-1	1.000	0	1	1	2.0	2	0	0	0	0	3	3.6
at Iona	12/21/2023		15:29	0-1	.000	0-1	.000	0-0	.000	0	0	0	1.8	1	3	1	0	0	0	3.3
at Cornell	12/30/2023		22:04	3-6	.500	1-3	.333	0-2	.000	1	1	2	1.8	1	0	3	0	3	7	3.6
Loyola Maryland	01/03/2024		14:15	1-2	.500	0-0	.000	0-0	.000	0	0	0	1.7	4	2	0	0	0	2	3.5
at Navy	01/06/2024		11:50	0-0	.000	0-0	.000	0-0	.000	0	1	1	1.7	0	0	0	0	0	0	3.3
Lafayette	01/10/2024		14:59	1-1	1.000	0-0	.000	0-0	.000	0	3	3	2.0	1	6	0	0	0	3	3.1
at Bucknell	01/13/2024		07:57	0-2	.000	0-1	.000	0-0	.000	0	0	0	1.6	1	1	0	0	0	1	3.0
at Army West Point	01/17/2024		19:24	1-6	.167	0-1	.000	2-2	1.000	1	3	4	1.7	2	1	3	3	3	4	3.1
Boston U.	01/20/2024		15:57	3-4	.750	0-0	.000	1-2	.500	0	4	4	1.8	2	2	1	0	1	7	3.3
Lehigh	01/22/2024		17:46	2-6	.333	1-3	.333	0-0	.000	0	3	3	1.9	1	1	0	0	1	5	3.4
at American	01/27/2024	*	25:14	1-3	.333	0-1	.000	0-0	.000	0	3	3	2.0	1	2	1	0	1	2	3.3
Army West Point	01/31/2024	*	23:04	0-3	.00															



#4 | RYAN MOFFATT MAH-fit

Fifth-Year Senior | Forward | 6-7 | 220
Lancaster, Pa. | Hempfield
Major: Economics

GAME-BY-GAME STATISTICS

#4 MOFFATT, Ryan

Opponent	Date	GS	MIN	FG-FGA	3FG-3FGA	FT-FTA	REBOUNDS	PF	A	TO	BLK	STL	PTS	AVG						
Brown	11/06/2023	*	26:27	2-5	4-0	0-0	0	3	3	2	1	1	6	6.0						
at Syracuse	11/14/2023	*	37:52	5-12	4-7	2-7	286	0	0	0	0	0	3	12.9						
vs Yale	11/17/2023	*	24:15	2-7	2-6	1-5	200	0	0	0	0	0	5	7.7						
vs Gardner-Webb	11/18/2023	*	31:06	4-8	5-12	4-6	667	0	0	0	0	0	12	8.8						
vs Weber St.	11/19/2023	*	31:49	5-12	4-17	5-11	455	0	0	0	0	0	15	10.0						
Harvard	11/22/2023	*	33:18	4-13	3-8	2-9	222	0	0	0	0	0	10	10.0						
Binghamton	11/29/2023	*	24:28	3-7	4-9	3-6	500	1	8	9	5	2	1	10						
at Arizona	12/02/2023	*	26:49	2-8	2-5	1-6	167	0	0	3	3	5	2	10						
VTSU Lyndon	12/06/2023	*	12:20	3-5	6-10	1-3	333	0	0	0	0	4	1	7						
at Vermont	12/09/2023	*	32:40	6-7	8-57	4-5	800	0-1	0	0	0	0	2	16						
at Illinois	12/17/2023	*	29:59	3-8	3-75	1-4	250	0-1	0	0	0	0	1	7						
at Iowa	12/21/2023	*	27:28	3-6	5-10	2-4	500	1-1	1	0	0	0	9	9.5						
at Cornell	12/30/2023	*	29:39	4-14	2-6	3-10	300	0-1	0	0	0	0	1	11						
at Navy	01/06/2024	*	33:51	7-9	7-78	4-4	1000	2	4	6	3	3	1	0						
Lafayette	01/10/2024	*	36:19	6-10	6-10	2-5	400	3-4	7	50	11	4	3	2						
at Bucknell	01/13/2024	*	33:16	2-9	2-22	2-5	400	4-4	1000	3	2	5	4	3						
at Army West Point	01/17/2024	*	35:59	0-9	0-0	0-7	000	2-2	1000	1	3	4	4	3						
Boston U.	01/20/2024	*	32:26	7-14	5-10	6-11	545	3-3	1000	0	3	3	4	2						
Lehigh	01/22/2024	*	30:56	4-11	3-6	1-3	125	0-2	000	0	8	8	4	4						
at American	01/27/2024	*	28:49	2-8	2-50	1-3	333	0-0	000	1	6	7	4	6						
Army West Point	01/31/2024	*	24:20	5-7	7-14	1-3	333	0-0	000	1	2	3	4	5						
Navy	02/03/2024	*	25:26	4-7	5-71	2-4	500	0-0	000	1	4	5	4	5						
at Boston U.	02/07/2024	*	29:02	4-8	5-10	3-6	500	3-4	750	2	4	6	6	1						
at Loyola Maryland	02/10/2024	*	38:43	2-6	3-33	0-4	000	4-6	667	1	1	2	4	5						
Holy Cross	02/14/2024	*	26:27	5-8	6-25	4-5	800	1-1	1000	1	7	8	4	6						
Bucknell	02/17/2024	*	32:05	4-11	3-6	1-5	200	2-4	500	1	6	7	4	7						
at Lafayette	02/19/2024	*	32:35	2-6	3-33	1-3	333	6-6	1000	1	4	5	4	7						
American	02/25/2024	*	26:45	8-9	8-89	3-4	750	1-2	500	0	1	1	4	6						
at Holy Cross	02/28/2024	*	26:19	5-11	4-55	1-4	250	0-0	000	0	2	2	4	5						
at Lehigh	03/02/2024	*	28:38	1-6	1-67	0-3	000	0-0	000	0	3	3	4	4						
Holy Cross	03/07/2024	*	30:14	4-8	5-10	2-4	500	4-5	800	0	3	3	4	4						
Bucknell	03/10/2024	*	31:42	1-4	2-50	0-2	000	0-0	000	2	1	3	4	3						
Lehigh	03/13/2024	*	27:47	1-6	1-67	0-4	000	0-0	000	1	4	5	4	4						
Totals			32	979:49	120-279	430	65-175	.371	38-52	.731	34	110	144	4.4	49	54	21	31	343	10.4

Player Averages

Games Played	Minutes/game	Points/game	FG Pct	3FG Pct	FT Pct	Rebounds/game	Assists/game	Turnovers/game	Assist/Turnover ratio	Steals/game	Blocks/game
33	29.7	10.4	43.0	37.1	73.1	4.4	1.6	0.6	2.6	0.9	0.1

SEASON HIGHS

Points 23 (1/20/24 vs Boston U)
Rebounds 11 (1/10/24 vs Lafayette)
Assists 5 (1/22/24 vs Lehigh)
Steals 3 -- 3 times (2/28/24 at Holy Cross)
Blocks 1 (2/25/24 vs American)
Field Goals Made 8 (2/25/24 vs American)
3-Point Field Goals Made 6 (1/20/24 vs Boston U)
Free Throws Made 6 (2/19/24 at Lafayette)
Minutes 39 (2/10/24 at Loyola)

CAREER HIGHS

Points 24 (2/2/22 vs Bucknell)
Rebounds 12 (1/24/22 vs Loyola)
Assists 7 (2/12/22 at Loyola)
Steals 5 (11/21/22 vs Monmouth)
Blocks 1 -- 7 times (2/25/24 vs American)
Field Goals Made 8 -- twice (2/25/24 vs American)
3-Point Field Goals Made 6 -- twice (1/20/24 vs Boston U)
Free Throws Made 6 -- 3 times (2/19/24 at Lafayette)
Minutes 39 (2/10/24 at Loyola)

CAREER STATISTICS

MOFFATT, Ryan																						
SEASON	TEAM	GP-GS	MIN	AVG	FG-FGA	FG%	3FG-3FGA	3FG%	FT-FTA	FT%	OFF	DEF	TOT	AVG	PF	FO	A	TO	BLK	STL	PTS	AVG
2019-20	Colg	17-0	110:65	8.18	444	0-3	0-0	2-5	400	7	12	19	11	12	0	4	6	0	3	18	11	11
2020-21	Colg	16-16	359:225	32.56	571	8.22	364	12-19	632	12	41	53	33	26	8	7	2	19	84	5.3	3	
2021-22	Colg	35-34	1074:307	118-227	520	56-124	452	50-69	725	39	129	168	48	61	0	80	22	2	35	342	9.8	
2022-23	Colg	33-33	1008:306	127-243	523	63-139	453	33-44	750	28	109	137	42	42	0	59	23	3	51	350	10.6	
2023-24	Colg	33-32	980:297	120-279	430	65-175	371	38-52	731	34	110	144	4.4	49	54	21	2	31	343	10.4		
TOTAL		134-115	3531:26.4	405-823	492	192-463	.415	135-189	.714	120	401	521	3.9	190-0	205	79	9	139	1137	8.5		



#5 | NICOLAS LOUIS-JACQUES LOO-ee-zhock

Junior | Guard | 6-4 | 195
Miami, Fla. | South Miami
Major: Psychological Science

GAME-BY-GAME STATISTICS

#5 LOUIS-JACQUES, Nicolas

Opponent	Date	GS	MIN	FG-FGA	3FG-3FGA	FT-FTA	REBOUNDS	PF	A	TO	BLK	STL	PTS	AVG							
Brown	11/06/2023	*	26:17	5-7	7-14	2-3	667	3-3	1000	0	4	4	4	2							
at Syracuse	11/14/2023	*	28:53	4-10	4-10	2-6	333	0-0	000	0	1	1	2	3							
vs Yale	11/17/2023	*	19:58	1-6	1-67	0-5	000	0-0	000	0	1	1	2	0							
vs Gardner-Webb	11/18/2023	*	25:15	2-7	2-86	1-4	250	0-0	000	0	2	2	2	0							
vs Weber St.	11/19/2023	*	24:53	3-6	5-10	2-4	500	0-1	000	0	0	0	1	6							
Harvard	11/22/2023	*	23:28	8-13	6-15	5-10	500	1-2	500	0	3	3	18	2							
Binghamton	11/29/2023	*	16:29	3-6	5-10	2-5	400	0-1	000	0	3	3	2	0							
at Arizona	12/02/2023	*	22:02	1-5	2-10	0-2	000	0-0	000	0	2	2	2	0							
VTSU Lyndon	12/06/2023	*	14:52	2-5	4-10	1-4	250	0-0	000	0	0	0	1	8							
at Vermont	12/09/2023	*	20:45	0-1	0-10	0-1	000	2-2	1000	0	0	0	1	6							
at Illinois	12/17/2023	*	16:11	0-4	0-10	0-2	000	0-0	000	2	1	3	1	7							
at Iowa	12/21/2023	*	19:42	2-7	2-6	3-33	1-2	500	0	0	0	0	1	6							
at Cornell	12/30/2023	*	20:22	1-9	1-11	0-7	000	0-0	000	1	1	2	1	6							
Loyola Maryland	01/03/2024	*	24:34	5-12	4-17	4-8	500	0-0	000	1	1	2	1	6							
at Navy	01/06/2024	*	28:07	1-6	1-67	1-5	200	0-0	000	0	0	0	1	5							
Lafayette	01/10/2024	*	21:39	1-5	2-10	1-3	333	0-0	000	1	2	3	1	6							
at Bucknell	01/13/2024	*	23:20	3-4	7-50	3-4	750	4-4	1000	0	1	1	6	4							
at Army West Point	01/17/2024	*	21:28	4-7	5-71	4-7	571	0-0	000	0	2	2	1	6							
Boston U.	01/20/2024	*	25:58	1-5	2-10	1-5	200	4-4	1000	0	6	6	1	8							
Lehigh	01/22/2024	*	26:44	4-11	3-6	4-9	444	0-0	000	1	2	3	1	9							
American	02/25/2024	*	04:43	0-0	0-0	0-0	000	0-0	000	0	0	0	0	0							
at Holy Cross	02/28/2024	*	12:55	3-4	7-50	2-2	1000	0-0	000	0	0	0	1	7							
at Lehigh	03/02/2024	*	16:32	1-3	3-33	1-2	500	2-2	1000	0	0	0	1	7							
Holy Cross	03/07/2024	*	19:41	2-4	5-10	1-3	333	2-2	1000	0	0	0	1	6							
Bucknell	03/10/2024	*	09:59	0-2	0-10	0-2	000	0-0	000	0	1	1	1	6							
Lehigh	03/13/2024	*	14:47	1-2	5-10	1-2	500	2-2	1000	0	1	1	1	5							
Totals			20	529:33	58-151	.384	40-111	.360	21-25	.840	6	34	40	1.5	41	15	23	5	10	177	6.8

Player Averages

Games Played	Minutes/game	Points/game	FG Pct	3FG Pct	FT Pct	Rebounds/game	Assists/game	Turnovers/game	Assist/Turnover ratio	Steals/game	Blocks/game
26	20.4	6.8	38.4	36.0	84.0						



#10 | CHANDLER BAKER

Senior | Guard | 6-5 | 185
Woodstock, Ga. | The Walker School | Belmont Abbey
Major: Sociology

GAME-BY-GAME STATISTICS

#10 BAKER, Chandler

Opponent	Date	GS	MIN	Total FG-FGA	PCT	3-Pointers 3FG-3FGA	PCT	Free throws FT-FTA	PCT	Rebounds OFF DEF TOT AVG	PF	A	TO	BLK	STL	PTS	AVG				
Brown	11/06/2023	10:42	1-5	200	0-3	.000	0-0	.000	0	1	1	1	0	0	0	2	2.0				
at Syracuse	11/14/2023	05:27	1-2	500	1-2	.500	0-0	.000	0	1	1	1	0	0	0	3	2.5				
vs Yale	11/17/2023	15:57	1-4	250	1-2	.500	0-0	.000	0	0	0	0	0	1	1	0	3.27				
vs Gardner-Webb	11/18/2023	12:46	1-5	200	1-3	.333	1-2	.500	0	1	1	0	8	0	1	2	0	4.30			
vs Weber St.	11/19/2023	06:51	1-2	500	1-2	.500	0-0	.000	0	1	1	0	8	3	0	0	0	3.30			
Harvard	11/22/2023	06:42	0-2	000	0-2	.000	0-0	.000	0	1	1	0	8	1	0	0	0	0	2.25		
Binghamton	11/29/2023	12:28	0-4	000	0-2	.000	0-0	.000	0	1	4	5	1	4	0	1	0	0	0	2.1	
at Arizona	12/02/2023	08:22	1-3	333	1-2	.500	0-0	.000	0	2	2	1	5	1	0	2	0	1	3	2.3	
VTSU Lyndon	12/06/2023	12:53	7-9	778	3-5	.600	0-0	.000	1	1	2	1	6	0	0	1	2	17	3.9		
at Vermont	12/09/2023	04:25	0-1	000	0-1	.000	0-0	.000	0	0	0	1	4	0	0	0	0	0	3.5		
at Illinois	12/17/2023	04:18	1-1	1000	1-1	1.000	0-0	.000	0	0	0	1	3	1	0	0	0	0	3.35		
at Iona	12/21/2023	11:27	1-2	500	0-1	.000	0-0	.000	0	1	1	1	3	0	1	1	0	0	2.33		
Loyola Maryland	01/03/2024	15:10	2-6	333	1-3	.333	0-0	.000	1	3	4	1	5	0	0	1	0	1	5.35		
at Navy	01/06/2024	04:18	1-2	500	1-2	.500	0-0	.000	0	0	0	1	4	2	0	0	0	0	3.34		
Lafayette	01/10/2024	07:60	1-4	250	0-1	.000	2-2	1.000	0	0	0	1	3	1	0	0	0	0	4.35		
at Bucknell	01/13/2024	09:18	3-4	750	1-2	.500	0-0	.000	0	0	0	1	2	1	0	0	0	0	7.37		
at Army West Point	01/17/2024	19:34	3-7	429	2-6	.333	2-2	1.000	0	3	3	1	3	1	1	1	0	0	10.41		
Boston U.	01/20/2024	12:01	1-3	333	1-3	.333	1-2	.500	0	1	1	1	3	0	0	1	0	1	4.41		
Lehigh	01/22/2024	10:35	2-5	400	1-4	.250	0-0	.000	0	2	2	1	3	0	0	0	0	0	5.41		
at American	01/27/2024	11:20	5-7	714	5-7	.714	0-0	.000	0	0	0	1	3	0	0	0	0	0	15.47		
at Army West Point	01/31/2024	20:13	3-5	600	3-5	.600	0-0	.000	0	2	2	1	3	0	0	1	0	1	9.49		
Navy	02/03/2024	10:60	1-4	250	1-4	.250	1-1	1.000	0	1	1	1	3	1	0	2	0	0	4.48		
at Boston U.	02/07/2024	16:13	6-7	857	3-4	.750	0-0	.000	0	2	2	1	3	0	0	0	0	0	15.53		
at Loyola Maryland	02/10/2024	25:15	7-8	875	5-6	.833	0-0	.000	0	3	3	1	4	1	1	3	0	2	19.58		
Holy Cross	02/14/2024	15:55	0-2	000	0-2	.000	0-0	.000	0	2	2	1	4	0	1	1	0	0	0	5.6	
Bucknell	02/17/2024	12:56	2-2	1000	2-2	1.000	0-0	.000	0	1	1	1	4	2	0	1	0	0	6.56		
at Lafayette	02/19/2024	08:23	0-1	000	0-1	.000	2-2	1.000	0	1	1	1	4	0	1	0	0	0	2.55		
American	02/25/2024	10:15	0-1	000	0-0	.000	0-0	.000	0	0	0	1	3	2	1	1	0	0	0	5.3	
at Holy Cross	02/28/2024	10:10	0-1	000	0-1	.000	0-0	.000	0	2	2	1	3	0	0	0	0	0	0	5.1	
at Lehigh	03/02/2024	09:30	2-4	500	0-1	.000	0-0	.000	0	1	1	1	3	0	0	1	0	1	4.51		
Holy Cross	03/07/2024	12:00	3-3	1000	3-3	1.000	0-0	.000	0	1	1	1	3	1	0	2	0	0	9.52		
Bucknell	03/10/2024	13:15	3-5	600	1-1	.000	0-0	.000	0	3	3	1	4	0	0	0	0	0	7.53		
Lehigh	03/13/2024	09:47	2-4	500	1-3	.333	0-0	.000	0	1	1	1	4	0	0	0	0	0	5.52		
Totals			1	377:26	62-125	.496	40-87	.460	9-11	.818	3	42	45	1.4	18	10	21	2	8	173	5.2

Player Averages

Games Played	Minutes/game	Points/game	FG Pct	3FG Pct	FT Pct	Rebounds/game	Assists/game	Turnovers/game	Assist/Turnover ratio	Steals/game	Blocks/game
33	11.4	5.2	49.6	46.0	81.8	1.4	0.3	0.6	0.5	0.2	0.1

SEASON HIGHS

Points	19 (2/10/24 at Loyola)
Rebounds	5 (11/29/23 vs Binghamton)
Assists	1 -- 8 times (2/19/24 at Lafayette)
Steals	2 -- twice (2/10/24 at Loyola)
Blocks	1 -- twice (1/3/24 vs Loyola)
Field Goals Made	7 -- twice (2/10/24 at Loyola)
3-Point Field Goals Made	5 -- twice (2/10/24 at Loyola)
Free Throws Made	2 -- 3 times (2/19/24 at Lafayette)
Minutes	26 (2/10/24 at Loyola)

CAREER HIGHS

Points	19 (2/10/24 at Loyola)
Rebounds	5 -- twice (11/29/23 vs Binghamton)
Assists	3 (3/5/23 vs Army)
Steals	2 -- twice (2/10/24 at Loyola)
Blocks	1 -- 3 times (12/6/23 vs VTSU Lyndon)
Field Goals Made	7 -- twice (2/10/24 at Loyola)
3-Point Field Goals Made	5 -- twice (2/10/24 at Loyola)
Free Throws Made	3 (11/21/22 vs Monmouth)
Minutes	26 (2/10/24 at Loyola)

CAREER STATISTICS

BAKER, Chandler

SEASON	TEAM	GP-GS	MIN/AVG	Field Goals FG-FGA	FG%	3-Point 3FG-3FGA	3FG%	F-Throws FT-FTA	FT%	OFF DEF TOT AVG	PF-FO	A	TO	BLK	STL	PTS	AVG			
2020-21	BAC	23-23	496/21.6	79-148	.534	26-58	.448	24-32	.750	16	46	62	2.7	33-0	15	32	4	10	208	9.0
2021-22	BAC	32-31	772/24.1	167-304	.549	59-129	.457	33-40	.825	28	94	122	3.8	36-0	31	55	10	25	426	13.3
2022-23	Colg	35-0	430/12.3	66-156	.423	33-78	.423	13-16	.813	4	36	40	1.1	18-0	10	18	2	9	178	5.1
2023-24	Colg	33-1	377/11.4	62-125	.496	40-87	.460	9-11	.818	3	42	45	1.4	18-0	10	21	2	8	173	5.2
TOTAL FOR Colg	68-1	808/11.9	128-281	.456	73-165	.442	22-27	.815	7	78	85	1.3	36-0	20	39	4	17	351	5.2	
TOTAL		123-55	2076/16.9	374-733	.510	158-352	.449	79-99	.798	51	218	269	2.2	105-0	66	126	18	52	985	8.0



#13 | KYLE CARLESIMO

Sophomore | Guard | 6-2 | 180
Seattle, Wash. | Seattle Prep | Eastern Illinois
Major: Undeclared

GAME-BY-GAME STATISTICS

#13 CARLESIMO, Kyle

Opponent	Date	GS	MIN	Total FG-FGA	PCT	3-Pointers 3FG-3FGA	PCT	Free throws FT-FTA	PCT	Rebounds OFF DEF TOT AVG	PF	A	TO	BLK	STL	PTS	AVG				
Brown	11/06/2023	10:18	0-0	000	0-0	.000	0-0	.000	0	1	2	3	3	0	0	0	0	0	0	0.0	
vs Yale	11/17/2023	12:54	1-4	250	1-4	.250	0-0	.000	0	3	3	3	0	0	0	0	0	0	3	1.5	
vs Gardner-Webb	11/18/2023	07:29	0-2	000	0-1	.000	0-0	.000	1	0	1	2	3	0	0	0	0	0	0	1.0	
vs Weber St.	11/19/2023	04:31	0-0	000	0-0	.000	0-0	.000	0	1	1	2	0	1	1	0	0	0	0	0.8	
Harvard	11/22/2023	03:14	0-1	000	0-0	.000	0-0	.000	0	0	0	1	6	0	1	0	0	0	0	0.6	
Binghamton	11/29/2023	08:26	1-4	250	1-3	.333	0-0	.000	0	4	4	2	0	1	0	0	0	0	3	1.0	
at Arizona	12/02/2023	02:45	0-0	000	0-0	.000	0-0	.000	0	0	0	1	7	0	0	1	0	0	0	0.9	
VTSU Lyndon	12/06/2023	23:00	5-10	500	4-8	.500	1-2	.500	0	5	5	2	0	3	1	0	0	1	15	2.6	
at Iona	12/21/2023	07:53	0-1	000	0-1	.000	0-0	.000	0	1	1	2	0	0	0	0	0	0	0	2.3	
at Cornell	12/30/2023	04:34	0-0	000	0-0	.000	0-0	.000	0	0	0	1	8	1	1	0	0	1	0	2.1	
Loyola Maryland	01/03/2024	05:56	1-3	333	0-2	.000	0-0	.000	0	1	1	1	7	1	0	0	0	1	2	2.1	
at Army West Point	01/17/2024	03:40	0-0	000	0-0	.000	0-0	.000	0	0	0	0	1	6	0	0	0	0	0	1.9	
Boston U.	01/20/2024	04:59	0-2	000	0-1	.000	0-0	.000	0	0	0	0	1	5	1	0	0	0	0	1.8	
Army West Point	01/31/2024	02:38	0-1	000	0-0	.000	0-0	.000	0	1	1	1	4	0	0	0	0	0	0	1.6	
Navy	02/03/2024	02:11	1-1	1000	0-0	.000	0-0	.000	0	0	0	1	3	0	0	0	0	0	2	1.7	
at Holy Cross	02/28/2024	02:25	1-1	1000	1-1	1.000	0-0	.000	0	0	0	1	3	0	0	0	0	0	3	1.8	
Lehigh	03/13/2024	02:46	0-1	000	0-1	.000	0-0	.000	0	0	0	1	2	0	1	0	0	0	0	1.6	
Totals			0	109:39	10-31	.323	7-22	.318	1-2	.500	2	18	20	1.2	4	6	4	0	3	28	1.6

Player Averages

Games Played	Minutes/game	Points/game	FG Pct	3FG Pct	FT Pct	Rebounds/game	Assists/game	Turnovers/game	Assist/Turnover ratio	Steals/game	Blocks/game
17	6.5	1.6	32.3	31.8	50.0	1.2	0.4	0.2	1.5	0.2	0.0

SEASON HIGHS

Points	15 (12/6/23 vs VTSU Lyndon)



#14 | KEEGAN RECORDS

Fifth-Year Senior | Forward | 6-10 | 250
 South Kingstown, R.I. | St. Andrews
 Major: Political Science

GAME-BY-GAME STATISTICS

#14 RECORDS, Keegan

Opponent	Date	GS	MIN	Total		3-Pointers		Free throws		Rebounds			PF	A	TO	BLK	STL	PTS	AVG		
				FG-FGA	PCT	3FG-3FGA	PCT	FT-FTA	PCT	OFF	DEF	TOT								AVG	
Brown	11/06/2023	*	28:37	5-11	.455	1-2	.500	3-6	.500	2	5	7	7.0	5	3	1	1	0	14	14.0	
at Syracuse	11/14/2023	*	29:32	8-13	.615	1-2	.500	0-0	.000	4	9	13	10.0	4	1	1	0	0	17	15.5	
vs Yale	11/17/2023	*	26:03	3-5	.600	0-0	.000	1-1	1.000	2	7	9	9.7	2	3	0	0	0	7	12.7	
vs Gardner-Webb	11/18/2023	*	21:52	0-4	.000	0-1	.000	2-2	1.000	3	2	5	8.5	3	0	4	0	0	2	10.0	
vs Weber St.	11/19/2023	*	30:45	3-5	.600	0-0	.000	2-2	1.000	4	7	11	9.0	2	4	1	0	2	8	9.6	
Harvard	11/22/2023	*	27:45	3-9	.333	0-1	.000	5-6	.833	4	4	8	8.8	2	2	1	0	2	11	9.8	
Binghamton	11/29/2023	*	19:31	3-9	.333	0-0	.000	3-4	.750	1	4	5	8.3	3	0	4	3	0	9	9.7	
at Arizona	12/02/2023	*	17:14	3-3	1.000	1-1	1.000	0-0	.000	0	1	1	7.4	5	0	2	0	0	7	9.4	
at Vermont	12/09/2023	*	33:16	10-16	.625	0-0	.000	2-2	1.000	4	4	8	7.4	2	2	0	1	0	22	10.8	
at Illinois	12/17/2023	*	31:09	4-9	.444	1-3	.333	0-0	.000	1	6	7	7.4	3	2	0	1	1	9	10.6	
at Iowa	12/21/2023	*	15:54	1-2	.500	0-0	.000	1-6	.167	0	2	2	6.9	2	3	1	0	0	3	9.9	
at Cornell	12/30/2023	*	26:53	2-5	.400	0-0	.000	2-2	1.000	9	1	10	7.2	1	1	2	4	0	6	9.6	
Loyola Maryland	01/03/2024	*	27:32	4-5	.800	0-1	.000	1-2	.500	2	2	4	6.9	3	3	0	0	0	9	9.5	
at Navy	01/06/2024	*	29:35	4-6	.667	0-0	.000	0-0	.000	2	7	9	7.1	1	3	2	1	8	9.4		
Lafayette	01/10/2024	*	31:31	6-15	.400	0-3	.000	1-1	1.000	6	4	10	7.3	2	1	1	1	0	13	9.7	
at Bucknell	01/13/2024	*	24:31	1-6	.167	0-0	.000	4-4	1.000	0	2	2	6.9	2	3	2	2	3	6	9.4	
Boston U.	01/20/2024	*	27:29	4-8	.500	0-0	.000	0-0	.000	2	4	6	6.9	2	0	1	1	0	8	9.4	
Lehigh	01/22/2024	*	26:56	4-7	.571	0-1	.000	1-2	.500	4	5	9	7.0	2	0	0	2	0	9	9.3	
at American	01/27/2024	*	23:17	7-8	.875	0-0	.000	0-0	.000	3	1	4	6.8	3	0	1	2	0	14	9.6	
Army West Point	01/31/2024	*	23:03	4-6	.667	0-0	.000	1-1	1.000	1	2	3	6.7	2	3	1	0	1	9	9.6	
Navy	02/03/2024	*	21:51	8-12	.667	0-0	.000	1-1	1.000	4	4	8	6.7	2	1	0	2	0	17	9.9	
at Boston U.	02/07/2024	*	26:25	7-10	.700	0-1	.000	4-7	.571	1	4	5	6.6	4	0	1	1	0	18	10.3	
at Loyola Maryland	02/10/2024	*	28:14	4-8	.500	0-1	.000	0-0	.000	0	3	3	6.5	3	0	0	3	2	8	10.2	
Holy Cross	02/14/2024	*	23:56	7-11	.636	0-0	.000	1-1	1.000	2	2	4	6.4	3	0	1	0	2	15	10.4	
Bucknell	02/17/2024	*	24:26	6-8	.750	0-0	.000	1-1	1.000	1	4	5	6.3	0	1	3	1	3	13	10.5	
at Lafayette	02/19/2024	*	29:15	7-11	.636	0-0	.000	7-9	.778	0	5	5	6.3	1	0	1	0	1	21	10.9	
American	02/25/2024	*	26:45	2-8	.250	0-1	.000	5-6	.833	3	4	7	6.3	0	2	1	0	2	9	10.8	
at Holy Cross	02/28/2024	*	22:56	6-11	.545	1-1	1.000	4-6	.667	3	5	8	6.4	1	0	2	1	0	17	11.0	
at Lehigh	03/02/2024	*	26:41	5-6	.833	0-0	.000	2-2	1.000	3	8	11	6.5	1	1	2	2	0	12	11.1	
Holy Cross	03/07/2024	*	25:58	5-7	.714	0-0	.000	3-5	.600	1	6	7	6.5	0	2	2	1	1	13	11.1	
Bucknell	03/10/2024	*	17:11	3-4	.750	0-1	.000	2-2	1.000	0	1	1	6.4	5	0	1	2	0	8	11.0	
Lehigh	03/13/2024	*	21:52	4-5	.800	0-0	.000	0-0	.000	0	3	3	6.3	2	1	0	3	0	8	10.9	
Totals			31	01:17:54	143-253	.565	5-20	.250	59-91	.728	72	128	200	6.3	76	39	39	38	19	350	10.9

Player Averages

Games Played	Minutes/game	Points/game	FG Pct	3FG Pct	FT Pct	Rebounds/game	Assists/game	Turnovers/game	Assist/Turnover ratio	Steals/game	Blocks/game
32	25.6	10.9	56.5	25.0	72.8	6.3	1.2	1.2	1.0	0.6	1.2

SEASON HIGHS

Points 22 (12/9/23 at Vermont)
 Rebounds 13 (11/14/23 at Syracuse)
 Assists 4 (11/19/23 vs Weber State)
 Steals 3 (1/13/24 at Bucknell)
 Blocks 4 (12/30/23 at Cornell)
 Field Goals Made 10 (12/9/23 at Vermont)
 3-Point Field Goals Made 1 -- 4 times (12/17/23 at Illinois)
 Free Throws Made 9 (2/19/24 at Lafayette)
 Minutes 34 (12/9/23 at Vermont)

CAREER HIGHS

Points 25 -- 3 times (2/25/23 at Navy)
 Rebounds 14 -- twice (2/23/22 at Holy Cross)
 Assists 5 -- twice (1/31/22 at Lafayette)
 Steals 3 (1/13/24 at Bucknell)
 Blocks 6 (11/16/21 at Cornell)
 Field Goals Made 12 (2/25/23 at Navy)
 3-Point Field Goals Made 1 -- 8 times (12/17/23 at Illinois)
 Free Throws Made 9 (2/19/24 at Lafayette)
 Minutes 34 (12/9/23 at Vermont)

CAREER STATISTICS

RECORDS, Keegan

SEASON/TEAM	GP-GS	MIN/AVG	Field Goals	3-Point	F-Throws	Rebounds	PF-FO	A	TO	BLK	STL	PTS	AVG						
			FG-FGA	FG%	3FG-3FGA	3FG%	FT-FTA	FT%	OFF	DEF	TOT	AVG							
2019-20 Colg	33-0	439/13.3	67-106	.632	1-2	.500	13-20	.650	59	63	122	3.7	55-0	12	16	22	6	148	4.5
2020-21 Colg	16-16	361/22.6	63-104	.606	0-0	.000	19-40	.475	38	73	111	6.9	39-0	20	13	18	5	145	9.1
2021-22 Colg	35-34	800/22.9	152-237	.641	1-3	.333	42-77	.545	83	133	216	6.2	89-0	48	36	54	16	347	9.9
2022-23 Colg	35-35	817/23.3	195-289	.675	3-9	.333	62-98	.633	80	130	210	6.0	73-1	46	36	45	20	455	13.0
2023-24 Colg	32-31	818/25.6	142-253	.565	5-20	.250	59-91	.728	72	128	200	6.3	76-3	39	39	38	19	350	10.9
TOTAL	151-116	3235/21.4	620-989	.627	10-34	.294	195-316	.617	332	527	859	5.7	332-4	165	140	177	66	1445	9.6



#23 | COOPER WRIGHT

First-Year | Forward | 6-5 | 195
 Cambridge, Mass. | Cambridge Rindge and Latin
 Major: Undeclared

GAME-BY-GAME STATISTICS

#23 WRIGHT, Cooper

Opponent	Date	GS	MIN	Total		3-Pointers		Free throws		Rebounds			PF	A	TO	BLK	STL	PTS	AVG	
				FG-FGA	PCT	3FG-3FGA	PCT	FT-FTA	PCT	OFF	DEF	TOT								AVG
vs Yale	11/17/2023		01:57	0-1	.000	0-1	.000	0-0	.000	0	0	0	0.0	0	0	0	0	0	0	0.0
Binghamton	11/29/2023		03:40	0-0	.000	0-0	.000	0-0	.000	0	0	0	0.0	0	0	0	0	0	0	0.0
at Arizona	12/02/2023		00:14	0-0	.000	0-0	.000	0-0	.000	0	0	0	0.0	0	0	0	0	0	0	0.0
VTSU Lyndon	12/06/2023		13:40	0-1	.000	0-0	.000	2-2	1.000	3	3	6	1.5	1	2	0	1	0	2	0.5
at Iowa	12/21/2023		01:51	0-0	.000	0-0	.000	0-0	.000	0	2	2	1.6	0	0	0	0	0	0	0.4
Loyola Maryland	01/03/2024		01:06	0-0	.000	0-0	.000	0-0	.000	0	0	0	1.3	0	0	0	0	0	0	0.3
Army West Point	01/31/2024		02:19	0-0	.000	0-0	.000	0-1	.000	0	0	0	1.1	0	0	0	0	0	0	0.3
Navy	02/03/2024		02:11	0-0	.000	0-0	.000	0-0	.000	0	0	0	1.0	0	0	0	0	0	0	0.3
Holy Cross	02/14/2024		02:03	0-0	.000	0-0	.000	2-2	1.000	1	1	2	1.1	1	0	0	0	0	2	0.4
at Holy Cross	02/28/2024		01:24	1-1	1.000	0-0	.000	0-1	.000	1	2	3	1.3	0	0	0	0	0	2	0.6
Lehigh	03/13/2024		00:44	0-0	.000	0-0	.000	0-0	.000	0	0	0	1.2	0	0	0	0	0	0	0.5
Totals			0	31:09	1-3	.333	0-1	.000	4-6	.667	5	8	13	1.2	2	2	1	1	6	0.5

Player Averages

Games Played	Minutes/game	Points/game	FG Pct	3FG Pct	FT Pct	Rebounds/game	Assists/game	Turnovers/game	Assist/Turnover ratio	Steals/game	Blocks/game
--------------	--------------	-------------	--------	---------	--------	---------------	--------------	----------------	-----------------------	-------------	-------------



#25 | PARKER JONES

First-Year | Guard | 6-6 | 190
Sherman Oaks, Calif. | Loyola High School
Major: Undeclared



#30 | SAM THOMSON

Senior | Forward | 6-9 | 230
Kitchener-Waterloo, Ontario | Brooks School
Major: Environmental Studies

GAME-BY-GAME STATISTICS

#25 JONES, Parker

Table with columns: Opponent, Date, GS, MIN, FG-FGA, PCT, 3FG-3FGA, PCT, FT-FTA, PCT, REB, OFF, DEF, TOT, AVG, PF, A, TO, BLK, STL, PTS, AVG. Includes game logs for various opponents like Brown, Yale, Gardner-Webb, Weber St., Harvard, Binghamton, etc.

Player Averages

Summary table for Parker Jones: Games Played (31), Minutes/game (14.1), Points/game (4.2), FG Pct (48.5), 3FG Pct (40.4), FT Pct (81.3), Rebounds/game (2.7), Assists/game (0.8), Turnovers/game (0.5), Assist/Turnover ratio (1.6), Steals/game (0.5), Blocks/game (0.6).

SEASON HIGHS

- Points 16 (12/6/23 vs VTSU Lyndon)
- Rebounds 7 (12/30/23 at Cornell)
- Assists 4 (1/3/24 vs Loyola)
- Steals 3 (1/3/24 vs Loyola)
- Blocks 2 -- 3 times (2/7/24 at Boston U)
- Field Goals Made 6 (12/6/23 vs VTSU Lyndon)
- 3-Point Field Goals Made 3 -- twice (2/14/24 vs Holy Cross)
- Free Throws Made 5 (1/6/24 at Navy)
- Minutes 31 (2/10/24 at Loyola)

CAREER HIGHS

- Points 16 (12/6/23 vs VTSU Lyndon)
- Rebounds 7 (12/30/23 at Cornell)
- Assists 4 (1/3/24 vs Loyola)
- Steals 3 (1/3/24 vs Loyola)
- Blocks 2 -- 3 times (2/7/24 at Boston U)
- Field Goals Made 6 (12/6/23 vs VTSU Lyndon)
- 3-Point Field Goals Made 3 -- twice (2/14/24 vs Holy Cross)
- Free Throws Made 5 (1/6/24 at Navy)
- Minutes 31 (2/10/24 at Loyola)

CAREER STATISTICS

Career statistics table for Parker Jones: SEASON TEAM, GP-GS, MIN, AVG, FG-FGA, FG%, 3FG-3FGA, 3FG%, FT-FTA, FT%, OFF, DEF, TOT, AVG, PF, FO, A, TO, BLK, STL, PTS, AVG.

GAME-BY-GAME STATISTICS

#30 THOMSON, Sam

Table with columns: Opponent, Date, GS, MIN, FG-FGA, PCT, 3FG-3FGA, PCT, FT-FTA, PCT, REB, OFF, DEF, TOT, AVG, PF, A, TO, BLK, STL, PTS, AVG. Includes game logs for various opponents like Brown, Syracuse, Yale, Gardner-Webb, Weber St., Harvard, Binghamton, etc.

Player Averages

Summary table for Sam Thomson: Games Played (32), Minutes/game (15.1), Points/game (4.3), FG Pct (49.1), 3FG Pct (56.4), Rebounds/game (2.8), Assists/game (0.8), Turnovers/game (0.8), Assist/Turnover ratio (0.9), Steals/game (0.3), Blocks/game (0.1).

SEASON HIGHS

- Points 11 (1/13/24 at Bucknell)
- Rebounds 8 (1/17/24 at Army)
- Assists 3 (11/29/23 vs Binghamton)
- Steals 2 (1/17/24 at Army)
- Blocks 1 -- 3 times (1/17/24 at Army)
- Field Goals Made 5 -- twice (1/3/24 vs Loyola)
- 3-Point Field Goals Made --
- Free Throws Made 4 (11/19/23 vs Weber State)
- Minutes 23 -- twice (1/17/24 at Army)

CAREER HIGHS

- Points 12 (11/10/22 at Brown)
- Rebounds 13 (2/25/23 at Navy)
- Assists 3 -- 4 times (11/29/23 vs Binghamton)
- Steals 2 -- twice (1/17/24 at Army)
- Blocks 2 (12/6/21 vs Columbia)
- Field Goals Made 6 (11/10/22 at Brown)
- 3-Point Field Goals Made 1 (11/27/22 vs Hartford)
- Free Throws Made 4 -- 3 times (11/19/23 vs Weber State)
- Minutes 27 (1/14/23 vs Bucknell)

CAREER STATISTICS

Career statistics table for Sam Thomson: SEASON TEAM, GP-GS, MIN, AVG, FG-FGA, FG%, 3FG-3FGA, 3FG%, FT-FTA, FT%, OFF, DEF, TOT, AVG, PF, FO, A, TO, BLK, STL, PTS, AVG.



#33 | SAM WRIGHT

First-Year | 6-8 | 240 | Forward
 Hoover, Ala. | Spain Park
 Major: Undeclared

GAME-BY-GAME STATISTICS

#33 WRIGHT, Sam

Opponent	Date	GS	MIN	Total		3-Pointers		Free throws		Rebounds				PF A TO BLK STL PTS AVG						
				FG-FGA	PCT	3FG-3FGA	PCT	FT-FTA	PCT	OFF	DEF	TOT	AVG	PF	A	TO	BLK	STL	PTS	AVG
vs Yale	11/17/2023	01:57	1-1	1.000	0-0	.000	0-0	.000	0	1	1	1.0	0	0	0	0	0	2	2.0	
Binghamton	11/29/2023	03:40	1-2	.500	0-1	.000	0-0	.000	0	0	0	0.5	1	0	0	0	0	2	2.0	
at Arizona	12/02/2023	01:09	0-1	.000	0-1	.000	0-0	.000	0	0	0	0.3	0	1	0	0	0	1.3		
VTSU Lyndon	12/06/2023	19:52	3-8	.375	2-4	.500	7-10	.700	2	4	6	1.8	5	1	1	1	1	15	4.8	
at Iona	12/21/2023	02:03	1-2	.500	1-1	1.000	2-2	1.000	1	1	2	1.8	0	0	0	0	0	5	4.8	
Loyola Maryland	01/03/2024	01:06	0-1	.000	0-0	.000	0-0	.000	0	0	0	1.5	0	0	0	0	0	4.0		
Army West Point	01/31/2024	02:38	0-2	.000	0-1	.000	0-0	.000	0	0	0	1.3	0	0	0	0	0	3.4		
Navy	02/03/2024	02:11	1-2	.500	0-0	.000	0-0	.000	0	0	0	1.1	0	0	0	0	0	3.3		
Holy Cross	02/14/2024	02:03	2-2	1.000	1-1	1.000	0-0	.000	0	0	0	1.0	0	0	0	0	0	5	3.4	
at Holy Cross	02/28/2024	01:24	0-2	.000	0-2	.000	0-0	.000	0	0	0	0.9	0	0	0	0	0	3.1		
Lehigh	03/13/2024	02:46	0-2	.000	0-2	.000	0-0	.000	0	0	0	0.8	0	0	0	0	0	2.8		
Totals		0	40:49	9-25	.360	4-13	.308	9-12	.750	3	6	9	0.8	6	1	2	1	1	31	2.8

Player Averages

Games Played	Minutes/game	Points/game	FG Pct	3FG Pct	FT Pct	Rebounds/game	Assists/game	Turnovers/game	Assist/Turnover ratio	Steals/game	Blocks/game
11	3.7	2.8	36.0	30.8	75.0	0.8	0.1	0.2	0.5	0.1	0.1

SEASON HIGHS

Points	15 (12/6/23 vs VTSU Lyndon)
Rebounds	6 (12/6/23 vs VTSU Lyndon)
Assists	1 (12/6/23 vs VTSU Lyndon)
Steals	1 (12/6/23 vs VTSU Lyndon)
Blocks	1 (12/6/23 vs VTSU Lyndon)
Field Goals Made	3 (12/6/23 vs VTSU Lyndon)
3-Point Field Goals Made	2 (12/6/23 vs VTSU Lyndon)
Free Throws Made	7 (12/6/23 vs VTSU Lyndon)
Minutes	20 (12/6/23 vs VTSU Lyndon)

CAREER HIGHS

Points	15 (12/6/23 vs VTSU Lyndon)
Rebounds	6 (12/6/23 vs VTSU Lyndon)
Assists	1 (12/6/23 vs VTSU Lyndon)
Steals	1 (12/6/23 vs VTSU Lyndon)
Blocks	1 (12/6/23 vs VTSU Lyndon)
Field Goals Made	3 (12/6/23 vs VTSU Lyndon)
3-Point Field Goals Made	2 (12/6/23 vs VTSU Lyndon)
Free Throws Made	7 (12/6/23 vs VTSU Lyndon)
Minutes	20 (12/6/23 vs VTSU Lyndon)

CAREER STATISTICS

WRIGHT, Sam

SEASON TEAM	GP-GS	MIN	Field Goals		3-Point		F-Throws		Rebounds				PF-FO A TO BLK STL				PTS	AVG	
			FG-FGA	FG%	3FG-3FGA	3FG%	FT-FTA	FT%	OFF	DEF	TOT	AVG	PF	FO	A	TO			BLK
2023-24 Colg	11-0	41/3.7	9-25	.360	4-13	.308	9-12	.750	3	6	9	0.8	6-1	1	2	1	1	31	2.8
TOTAL	11-0	41/3.7	9-25	.360	4-13	.308	9-12	.750	3	6	9	0.8	6-1	1	2	1	1	31	2.8



#34 | ALEX CAPITANO

Senior | Guard | 6-4 | 205
 Malvern, Pa. | Episcopal Academy
 Major: Biology

GAME-BY-GAME STATISTICS

#34 CAPITANO, Alex

Opponent	Date	GS	MIN	Total		3-Pointers		Free throws		Rebounds				PF A TO BLK STL PTS AVG					
				FG-FGA	PCT	3FG-3FGA	PCT	FT-FTA	PCT	OFF	DEF	TOT	AVG	PF	A	TO	BLK	STL	PTS
American	02/25/2024 *	02:24	0-1	.000	0-1	.000	0-0	.000	0	1	1	1.0	0	0	0	0	0	0	0.0
Totals		1	02:24	0-1	.000	0-1	.000	0-0	.000	0	1	1	1.0	0	0	0	0	0	0.0

Player Averages

Games Played	Minutes/game	Points/game	FG Pct	3FG Pct	FT Pct	Rebounds/game	Assists/game	Turnovers/game	Assist/Turnover ratio	Steals/game	Blocks/game
1	2.4	0.0	0.0	0.0	0.0	1.0	0.0	0.0	0.0	0.0	0.0

SEASON HIGHS

Points	--
Rebounds	1 (2/25/24 vs American)
Assists	--
Steals	--
Blocks	--
Field Goals Made	--
3-Point Field Goals Made	--
Free Throws Made	--
Minutes	3 (2/25/24 vs American)

CAREER HIGHS

Points	9 (11/18/21 vs SUNY Poly)
Rebounds	1 -- 5 times (2/25/24 vs American)
Assists	1 -- 3 times (11/27/22 vs Hartford)
Steals	1 (11/18/21 vs SUNY Poly)
Blocks	--
Field Goals Made	3 -- twice (11/18/21 vs SUNY Poly)
3-Point Field Goals Made	2 (11/18/21 vs SUNY Poly)
Free Throws Made	4 (1/10/21 at Boston U)
Minutes	12 (11/13/22 vs Wells)

CAREER STATISTICS

CAPITANO, Alex

SEASON TEAM	GP-GS	MIN	Field Goals		3-Point		F-Throws		Rebounds				PF-FO A TO BLK STL				PTS	AVG	
			FG-FGA	FG%	3FG-3FGA	3FG%	FT-FTA	FT%	OFF	DEF	TOT	AVG	PF	FO	A	TO			BLK
2020-21 Colg	6-0	21/3.6	5-11	.455	1-5	.200	4-5	.800	2	2	4	0.7	1-0	1	3	0	0	15	2.5
2021-22 Colg	1-0	9/9.2	3-4	.750	2-3	.667	1-1	1.000	0	0	0	0.0	1-0	0	1	0	1	9	9.0
2022-23 Colg	12-0	37/3.1	8-18	.444	2-9	.222	1-2	.500	2	2	4	0.3	0-0	2	0	0	0	19	1.6
2023-24 Colg	1-1	2/2.4	0-1	.000	0-1	.000	0-0	.000	0	1	1	1.0	0-0	0	0	0	0	0	0.0
TOTAL	20-1	70/3.5	16-34	.471	5-18	.278	6-8	.750	4	5	9	0.5	2-0	3	4	0	1	43	2.2



#55 | JEFF WOODWARD

Senior | Forward | 6-11 | 265
 Audubon, Pa. | Methacton Senior High School
 Major: Psychology

GAME-BY-GAME STATISTICS

#55 WOODWARD, Jeff

Opponent	Date	GS	MIN	Total		3-Pointers		Free throws		Rebounds		PF	A	TO	BLK	STL	PTS	AVG			
				FG	PCT	3FG	PCT	FT	PCT	OFF	DEF								TOT	AVG	
Brown	11/06/2023	*	20:09	2-5	.400	0-0	.000	0-0	.000	0	2	2	2	0	4	2	1	1	4	4.0	
at Syracuse	11/14/2023	*	26:06	2-3	.667	0-0	.000	2-5	.400	2	1	3	2	4	4	4	1	0	6	5.0	
vs Yale	11/17/2023	*	21:29	3-9	.333	0-0	.000	0-0	.000	0	3	3	2	1	3	2	1	0	6	5.3	
vs Gardner-Webb	11/18/2023	*	21:46	1-2	.500	0-0	.000	0-0	.000	0	3	3	2	1	2	1	0	0	2	4.5	
vs Weber St.	11/19/2023	*	18:31	0-3	.000	0-0	.000	1-2	.500	0	1	1	2	4	3	0	2	0	1	3.8	
Harvard	11/22/2023	*	22:25	1-3	.333	0-0	.000	2-2	1.000	4	4	8	3	4	1	2	0	1	4	3.8	
Binghamton	11/29/2023	*	20:43	3-3	1.000	0-0	.000	0-0	.000	1	0	1	3	0	1	2	0	0	6	4.1	
at Arizona	12/02/2023	*	26:16	3-4	.750	0-0	.000	2-2	1.000	0	5	5	3	2	2	3	0	2	8	4.6	
VTSU Lyndon	12/06/2023	*	13:13	2-3	.667	0-0	.000	0-0	.000	3	6	9	3	0	4	1	1	1	4	4.6	
at Vermont	12/09/2023	*	22:02	3-4	.750	0-0	.000	1-2	.500	1	1	2	3	7	3	0	0	1	7	4.8	
at Illinois	12/17/2023	*	24:08	7-9	.778	0-0	.000	0-0	.000	2	2	4	3	7	3	1	3	0	14	5.6	
at Iona	12/21/2023	*	20:38	3-3	1.000	0-0	.000	1-2	.500	0	3	3	3	7	0	2	1	0	7	5.8	
at Cornell	12/30/2023	*	14:22	4-6	.667	0-0	.000	1-2	.500	4	5	9	4	1	2	2	1	0	9	6.0	
Loyola Maryland	01/03/2024	*	23:54	1-3	.333	0-0	.000	1-2	.500	1	2	3	4	0	2	0	2	2	3	5.8	
at Navy	01/06/2024	*	12:05	0-1	.000	0-0	.000	0-0	.000	0	0	0	3	7	0	0	0	0	0	5.4	
Lafayette	01/10/2024	*	20:53	3-8	.375	0-0	.000	4-7	.571	6	2	8	4	0	3	1	0	0	10	5.7	
at Bucknell	01/13/2024	*	17:20	4-7	.571	0-0	.000	2-2	1.000	2	5	7	4	2	1	3	2	0	10	5.9	
at Army West Point	01/17/2024	*	19:47	2-2	1.000	0-0	.000	0-2	.000	2	1	3	4	1	1	0	2	0	4	5.8	
Boston U.	01/20/2024	*	14:17	1-4	.250	0-0	.000	4-6	.667	3	2	5	4	2	1	1	1	0	6	5.8	
Lehigh	01/22/2024	*	16:23	3-5	.600	0-0	.000	0-4	.000	2	3	5	4	2	0	1	2	1	6	5.9	
at American	01/27/2024	*	20:50	7-9	.778	0-0	.000	2-2	1.000	2	2	4	4	2	0	0	1	0	16	6.3	
Army West Point	01/31/2024	*	17:58	0-1	.000	0-0	.000	2-2	1.000	1	2	3	4	1	1	2	0	0	2	6.1	
Navy	02/03/2024	*	19:54	4-6	.667	0-0	.000	2-3	.667	3	4	7	2	8	4	0	1	1	10	6.3	
at Boston U.	02/07/2024	*	17:50	3-5	.600	0-1	.000	0-0	.000	3	1	4	4	3	2	1	1	0	6	6.3	
at Loyola Maryland	02/10/2024	*	23:14	6-8	.750	0-0	.000	5-6	.833	0	5	5	4	3	4	1	1	1	0	17	6.7
Holy Cross	02/14/2024	*	19:04	5-9	.556	0-0	.000	2-4	.500	2	5	7	4	4	3	0	3	3	0	12	6.9
Bucknell	02/17/2024	*	18:30	3-4	.750	0-0	.000	0-0	.000	0	3	3	4	4	2	2	1	3	0	6	6.9
at Lafayette	02/19/2024	*	14:31	2-3	.667	0-0	.000	1-2	.500	0	0	0	0	4	1	0	3	0	5	6.8	
American	02/25/2024	*	13:15	5-5	1.000	0-0	.000	0-3	.000	1	0	1	4	1	2	0	2	0	0	10	6.9
at Holy Cross	02/28/2024	*	18:16	2-3	.667	0-0	.000	1-3	.333	2	4	6	4	2	1	0	1	1	1	5	6.9
at Lehigh	03/02/2024	*	17:12	3-4	.750	0-0	.000	4-4	1.000	3	4	7	4	3	1	1	2	1	1	10	7.0
Holy Cross	03/07/2024	*	15:57	3-5	.600	0-0	.000	4-6	.667	0	0	0	4	1	2	1	0	0	0	10	7.1
Bucknell	03/10/2024	*	24:53	3-4	.750	0-0	.000	3-8	.375	5	2	7	4	2	2	3	1	0	0	9	7.1
Lehigh	03/13/2024	*	18:38	4-5	.800	0-0	.000	3-9	.333	3	2	5	4	2	0	1	4	1	0	11	7.2
Totals			18	656:28	98-158	.620	0-1	.000	50-92	.543	57	87	144	4.2	65	44	52	32	14	246	7.2

Player Averages

Games Played	Minutes/game	Points/game	FG Pct	3FG Pct	FT Pct	Rebounds/game	Assists/game	Turnovers/game	Assist/Turnover ratio	Steals/game	Blocks/game
34	19.3	7.2	62.0	0.0	54.3	4.2	1.3	1.5	0.8	0.4	0.9

SEASON HIGHS

- Points 17 (2/10/24 at Loyola)
- Rebounds 9 -- twice (12/30/23 at Cornell)
- Assists 4 -- twice (12/6/23 vs VTSU Lyndon)
- Steals 2 -- 3 times (2/3/24 vs Navy)
- Blocks 5 (2/3/24 vs Navy)
- Field Goals Made 7 -- twice (1/27/24 at American)
- 3-Point Field Goals Made --
- Free Throws Made 5 (2/10/24 at Loyola)
- Minutes 27 (12/2/23 at Arizona)

CAREER HIGHS

- Points 17 (2/10/24 at Loyola)
- Rebounds 10 -- 3 times (2/18/23 vs Holy Cross)
- Assists 9 (2/18/23 vs Holy Cross)
- Steals 3 (3/6/22 vs Lehigh)
- Blocks 5 (2/3/24 vs Navy)
- Field Goals Made 7 -- 3 times (1/27/24 at American)
- 3-Point Field Goals Made --
- Free Throws Made 7 (12/7/22 at Binghamton)
- Minutes 35 (12/22/21 at Vermont)

CAREER STATISTICS

WOODWARD, Jeff

SEASON/TEAM	GP-GS	MIN/AVG	Field Goals		3-Point		F-Throws		Rebounds		PF-FO	A	TO	BLK	STL	Scoring			
			FG	PCT	3FG	PCT	FT	PCT	OFF	DEF							TOT	AVG	PTS
2020-21 Colg	15-0	243/16.2	52-79	.658	0-0	.000	16-28	.571	27	38	65	4.3	39-0	29	19	17	7	120	8.0
2021-22 Colg	35-2	587/16.8	93-182	.511	0-1	.000	39-73	.534	49	96	145	4.1	77-0	64	47	27	9	225	6.4
2022-23 Colg	35-5	620/17.7	93-158	.589	0-0	.000	57-102	.559	57	101	158	4.5	62-1	77	44	28	10	243	6.9
2023-24 Colg	34-18	656/19.3	98-158	.620	0-1	.000	50-92	.543	57	87	144	4.2	65-0	44	52	32	14	246	7.2
TOTAL	119-25	2106/17.7	336-577	.582	0-2	.000	162-295	.549	190	322	512	4.3	243-1	214	162	104	40	834	7.0

SEASON SCHEDULE/RESULTS

DATE	OPPONENT	RESULT	SCORING LEADER	REBOUNDING LEADER	ASSIST LEADER
11/6/23	BROWN	W, 72-70	Smith (17)	Records, Thomson (7)	Smith (4)
11/14/23	at Syracuse	L, 75-79	Records (17)	Records (13)	Smith (8)
11/17/23	vs Yale	L, 50-68	Smith (12)	Records (9)	Smith (4)
11/18/23	vs Gardner-Webb	W, 59-52	Smith (25)	Smith (9)	Smith (6)
11/19/23	vs Weber State	W, 57-55	Moffatt (15)	Records (11)	Records, Smith (4)
11/22/23	HARVARD	L, 70-76	Louis-Jacques (22)	Records, Woodward (8)	Smith (6)
11/29/23	BINGHAMTON	W, 84-49	Smith (21)	Moffatt (9)	Smith (9)
12/2/23	at #2 Arizona	L, 55-82	Smith (11)	Woodward (5)	Smith (4)
12/6/23	VERMONT STATE	W, 115-37	Baker (17)	Woodward (9)	Cox (7)
12/9/23	at Vermont	W, 77-71	Records (22)	Smith (9)	Smith (3)
12/17/23	at Illinois	L, 57-74	Woodward (14)	Records (7)	Smith (4)
12/21/23	at Iona	L, 65-85	Smith (14)	Smith, Thomson (4)	Smith (5)
12/30/23	at Cornell	L, 64-77	Smith (12)	Records (10)	Smith (5)
1/3/24	LOYOLA *	W, 78-55	Smith (16)	Cummins (7)	Cummins, Jones, Smith (4)
1/6/24	at Navy *	W, 80-72	Smith (25)	Records, Smith (9)	Smith (7)
1/10/24	LAFAYETTE *	L, 64-69	Moffatt (17)	Moffatt (11)	Smith (7)
1/13/24	at Bucknell *	W, 84-73	Smith (14)	Smith (9)	Smith (6)
1/17/24	at Army *	W, 64-56	Smith (22)	Thomson (8)	Smith (5)
1/20/24	BOSTON U *	W, 75-59	Moffatt (23)	Louis-Jacques, Records, Smith (6)	Smith (8)
1/22/24	LEHIGH *	W, 60-57	Louis-Jacques (12)	Records (9)	Smith (8)
1/27/24	at American *	W, 73-54	Woodward (16)	Moffatt (7)	Smith (7)
1/31/24	ARMY *	W, 74-55	Cummins (16)	Jones (5)	Cox (6)
2/3/24	NAVY *	W, 88-64	Records (17)	Records, Woodward (8)	Cox (6)
2/7/24	at Boston U *	W, 74-64	Records (18)	Moffatt (6)	Smith (10)
2/10/24	at Loyola *	W, 76-62	Baker (19)	Jones (6)	Smith (8)
2/14/24	HOLY CROSS *	W, 85-55	Moffatt, Records (15)	Moffatt (8)	Smith (7)
2/17/24	BUCKNELL *	W, 62-50	Records (13)	Cox, Moffatt (7)	Smith (7)
2/19/24	at Lafayette *	W, 67-62	Records (21)	Smith (9)	Smith (6)
2/25/24	AMERICAN *	L, 64-66	Moffatt (20)	Records (7)	Cox, Smith (5)
2/28/24	at Holy Cross *	W, 77-58	Records (17)	Records (8)	Smith (5)
3/2/24	at Lehigh *	W, 63-60	Records (12)	Records (11)	Smith (4)
3/7/24	HOLY CROSS	W, 81-64	Moffatt (14)	Records, Smith (7)	Smith (8)
3/10/24	BUCKNELL	W, 68-65	Smith (21)	Smith (8)	Cox (4)
3/13/24	LEHIGH	W, 74-55	Cummins (19)	Smith (12)	Smith (5)

STARTING LINEUP ANALYSIS

G	G	G	F	C	RECORD
Braeden Smith	Jalen Cox	Brady Cummins	Ryan Moffatt	Keegan Records	12-0
Braeden Smith	Nicolas Louis-Jacques	Ryan Moffatt	Keegan Records	Jeff Woodward	6-8
Braeden Smith	Nicolas Louis-Jacques	Chandler Baker	Ryan Moffatt	Jeff Woodward	1-0
Braeden Smith	Nicolas Louis-Jacques	Brady Cummins	Keegan Records	Jeff Woodward	1-0
Braeden Smith	Jalen Cox	Parker Jones	Ryan Moffatt	Keegan Records	1-0
Braeden Smith	Nicolas Louis-Jacques	Brady Cummins	Ryan Moffatt	Keegan Records	2-0
Braeden Smith	Nicolas Louis-Jacques	Brady Cummins	Ryan Moffatt	Jeff Woodward	2-0
Braeden Smith	Jalen Cox	Alex Capitano	Sam Thomson	Jeff Woodward	0-1

LAST FOUR GAME BOX SCORES



Official Basketball Box Score - Final
Lehigh at Colgate
03/13/24 Cotterell Court, Hamilton, NY
2023-24 Men's Basketball

Game Time: 7:00 PM
Game Duration: 1:58
Attendance: 1,533

Lehigh - 55

Record: 14-18

Officials: Nathan Hall, Sean Campbell, John Cahill Jr.

Table with columns: NO. Name, Min, FG, 3P, FT, Rebounds, Fouls, TP, AS, TO, ST, Blocks, +/-

Shooting By Period table with columns: 1st FG%, 3PT%, 2nd FG%, 3PT%, GM FG%, 3PT%, FT%

Dead Ball Rebounds: 2, 1

Technical Fouls: NONE

Colgate - 74

Record: 25-9

Table with columns: NO. Name, Min, FG, 3P, FT, Rebounds, Fouls, TP, AS, TO, ST, Blocks, +/-

Shooting By Period table with columns: 1st FG%, 3PT%, 2nd FG%, 3PT%, GM FG%, 3PT%, FT%

Dead Ball Rebounds: 2, 0

Technical Fouls: NONE

Summary table with columns: LEH, COL, Biggest lead, Best Scoring Run, Lead Changes, Times Tied, Time with Lead



Official Basketball Box Score - Final
Holy Cross at Colgate
03/07/24 Cotterell Court, Hamilton, NY
2023-24 Men's Basketball

Game Time: 7:00 PM
Game Duration: 1:45
Attendance: 1,405

Holy Cross - 64

Record: 10-23

Officials: Tim Smith, John Cahill Jr, Mike McCloskey

Table with columns: NO. Name, Min, FG, 3P, FT, Rebounds, Fouls, TP, AS, TO, ST, Blocks, +/-

Shooting By Period table with columns: 1st FG%, 3PT%, 2nd FG%, 3PT%, GM FG%, 3PT%, FT%

Dead Ball Rebounds: 2, 1

Technical Fouls: NONE

Colgate - 81

Record: 23-9

Table with columns: NO. Name, Min, FG, 3P, FT, Rebounds, Fouls, TP, AS, TO, ST, Blocks, +/-

Shooting By Period table with columns: 1st FG%, 3PT%, 2nd FG%, 3PT%, GM FG%, 3PT%, FT%

Dead Ball Rebounds: 3, 0

Technical Fouls: NONE

Summary table with columns: HOL, COL, Biggest lead, Best Scoring Run, Lead Changes, Times Tied, Time with Lead

3.2.24 | COLGATE 63, LEHIGH 60



Official Basketball Box Score - Final
Bucknell at Colgate
03/10/24 Cotterell Court, Hamilton, NY
2023-24 Men's Basketball

Game Time: 2:00 PM
Game Duration: 2:09
Attendance: 1,109

Bucknell - 65

Record: 14-19

Officials: Tim Kelly, Ed Corbett Jr., Dave Fernandez

Table with columns: NO. Name, Min, FG, 3P, FT, Rebounds, Fouls, TP, AS, TO, ST, Blocks, +/-

Shooting By Period table with columns: 1st FG%, 3PT%, 2nd FG%, 3PT%, GM FG%, 3PT%, FT%

Dead Ball Rebounds: 2, 1

Technical Fouls: NONE

Colgate - 68

Record: 24-9

Table with columns: NO. Name, Min, FG, 3P, FT, Rebounds, Fouls, TP, AS, TO, ST, Blocks, +/-

Shooting By Period table with columns: 1st FG%, 3PT%, 2nd FG%, 3PT%, GM FG%, 3PT%, FT%

Dead Ball Rebounds: 4, 1

Technical Fouls: NONE

Summary table with columns: BUC, COL, Biggest lead, Best Scoring Run, Lead Changes, Times Tied, Time with Lead

Game Notes: Fouled out: Colgate Records at 1:52 2nd Half • Bucknell Williamson 0:17 second half •

3.10.24 | COLGATE 68, BUCKNELL 65



Official Basketball Box Score - Final
Lehigh at Colgate
03/13/24 Cotterell Court, Hamilton, NY
2023-24 Men's Basketball

Game Time: 7:00 PM
Game Duration: 1:58
Attendance: 1,533

Lehigh - 55

Record: 14-18

Officials: Nathan Hall, Sean Campbell, John Cahill Jr.

Table with columns: NO. Name, Min, FG, 3P, FT, Rebounds, Fouls, TP, AS, TO, ST, Blocks, +/-

Shooting By Period table with columns: 1st FG%, 3PT%, 2nd FG%, 3PT%, GM FG%, 3PT%, FT%

Dead Ball Rebounds: 2, 1

Technical Fouls: NONE

Colgate - 74

Record: 25-9

Table with columns: NO. Name, Min, FG, 3P, FT, Rebounds, Fouls, TP, AS, TO, ST, Blocks, +/-

Shooting By Period table with columns: 1st FG%, 3PT%, 2nd FG%, 3PT%, GM FG%, 3PT%, FT%

Dead Ball Rebounds: 2, 0

Technical Fouls: NONE

Summary table with columns: LEH, COL, Biggest lead, Best Scoring Run, Lead Changes, Times Tied, Time with Lead

3.13.24 | COLGATE 74, LEHIGH 55

TEAM GAME-BY-GAME STATISTICS

Opponent	Date	Score	Total		3-Pointers		Free throws		Rebounds				PF	A	TO	BLK	STL	PTS	AVG	
			FG-FGA	PCT	3FG-3FGA	PCT	FT-FTA	PCT	OFF	DEF	TOT	AVG								
Brown	11/06/2023	72-70	W	25-54	.463	6-19	.316	16-22	.727	6	34	40	40.0	21	12	12	3	8	72	72.0
at Syracuse	11/14/2023	75-79	L	29-60	.483	9-24	.375	8-13	.615	10	34	44	42.0	16	15	19	2	5	75	73.5
vs Yale	11/17/2023	50-68	L	21-58	.362	4-23	.174	4-4	1.000	6	30	36	40.0	5	14	9	2	0	50	65.7
vs Gardner-Webb	11/18/2023	59-52	W	21-53	.396	7-20	.350	10-12	.833	6	27	33	38.3	10	11	13	1	6	59	64.0
vs Weber St.	11/19/2023	57-55	W	19-46	.413	9-25	.360	10-15	.667	11	24	35	37.6	16	14	10	1	6	57	62.6
Harvard	11/22/2023	70-76	L	25-68	.368	11-34	.324	9-12	.750	18	27	45	38.8	17	17	9	1	6	70	63.8
Binghamton	11/29/2023	84-49	W	32-62	.516	12-25	.480	8-11	.727	8	34	42	39.3	13	20	13	4	10	84	66.7
at Arizona	12/02/2023	55-82	L	22-53	.415	7-22	.318	4-7	.571	0	25	25	37.5	16	11	18	0	7	55	65.3
VTSU Lyndon	12/06/2023	115-37	W	44-78	.564	15-33	.455	12-17	.706	13	35	48	38.7	9	29	4	6	18	115	70.8
at Vermont	12/09/2023	77-71	W	30-56	.536	8-15	.533	9-12	.750	8	23	31	37.9	12	8	9	2	4	77	71.4
at Illinois	12/17/2023	57-74	L	26-61	.426	3-15	.200	2-6	.333	7	18	25	36.7	18	10	11	1	4	57	70.1
at Iona	12/21/2023	65-85	L	23-51	.451	7-20	.350	12-22	.545	7	17	24	35.7	13	16	11	2	4	65	69.7
at Cornell	12/30/2023	64-77	L	25-70	.357	9-33	.273	5-16	.313	25	22	47	36.5	14	12	17	6	7	64	69.2
Loyola Maryland	01/03/2024	78-55	W	31-62	.500	8-23	.348	8-12	.667	9	28	37	36.6	14	21	4	6	10	78	69.9
at Navy	01/06/2024	80-72	W	27-51	.529	13-25	.520	13-17	.765	6	28	34	36.4	9	17	16	4	4	80	70.5
Lafayette	01/10/2024	64-69	L	23-61	.377	5-17	.294	13-19	.684	14	27	41	36.7	18	13	9	2	6	64	70.1
at Bucknell	01/13/2024	84-73	W	24-54	.444	9-19	.474	27-31	.871	9	23	32	36.4	18	16	13	4	9	84	70.9
at Army West Point	01/17/2024	64-56	W	20-54	.370	8-28	.286	16-19	.842	11	30	41	36.7	14	14	11	6	10	64	70.6
Boston U.	01/20/2024	75-59	W	23-53	.434	11-26	.423	18-25	.720	5	31	36	36.6	15	15	7	3	5	75	70.8
Lehigh	01/22/2024	60-57	W	24-61	.393	8-30	.267	4-11	.364	8	37	45	37.1	15	16	10	4	3	60	70.3
at American	01/27/2024	73-54	W	30-57	.526	9-20	.450	4-6	.667	8	26	34	36.9	15	13	7	3	2	73	70.4
Army West Point	01/31/2024	74-55	W	29-58	.500	12-28	.429	4-7	.571	6	27	33	36.7	11	22	8	1	9	74	70.5
Navy	02/03/2024	88-64	W	35-60	.583	14-24	.583	4-6	.667	9	25	34	36.6	13	24	13	10	4	88	71.3
at Boston U.	02/07/2024	74-64	W	27-55	.491	9-21	.429	11-18	.611	10	25	35	36.5	12	16	13	4	6	74	71.4
at Loyola Maryland	02/10/2024	76-62	W	28-52	.538	5-17	.294	15-18	.833	2	24	26	36.1	13	17	7	6	8	76	71.6
Holy Cross	02/14/2024	85-55	W	33-61	.541	12-23	.522	7-12	.583	6	36	42	36.3	12	17	10	5	8	85	72.1
Bucknell	02/17/2024	62-50	W	23-53	.434	3-18	.167	13-18	.722	6	29	35	36.3	15	15	8	8	6	62	71.7
at Lafayette	02/19/2024	67-62	W	22-44	.500	2-9	.222	21-26	.808	2	28	30	36.1	14	10	10	1	4	67	71.6
American	02/25/2024	64-66	L	24-47	.511	5-13	.385	11-17	.647	4	25	29	35.8	11	17	14	2	4	64	71.3
at Holy Cross	02/28/2024	77-58	W	31-58	.534	8-19	.421	7-14	.500	8	29	37	35.9	9	11	4	3	9	77	71.5
at Lehigh	03/02/2024	63-60	W	25-51	.490	2-10	.200	11-15	.733	8	31	39	36.0	12	8	17	5	7	63	71.2
Holy Cross	03/07/2024	81-64	W	29-51	.569	8-17	.471	15-22	.682	3	25	28	35.7	8	19	6	3	8	81	71.5
Bucknell	03/10/2024	68-65	W	23-55	.418	5-25	.200	17-28	.607	9	26	35	35.7	17	11	6	4	7	68	71.4
Lehigh	03/13/2024	74-55	W	30-54	.556	4-19	.211	10-16	.625	9	34	43	35.9	11	14	12	4	3	74	71.5
Total		2431		903-1922	.470	267-739	.361	358-526	.681	277	944	1221	35.9	456	515	360	119	217	2431	71.5
Opponents		2150		801-1963	.408	233-782	.298	315-471	.669	301	822	1123	33.0	487	427	381	84	192	2150	63.2

Colgate Averages

Games Played	Points/game	FG Pct	3FG Pct	FT Pct	Rebounds/game	Assists/game	Turnovers/game	Assist/Turnover ratio	Steals/game	Blocks/game
34	71.5	47.0	36.1	68.1	35.9	15.1	10.6	1.4	6.4	3.5

OPPONENT GAME-BY-GAME STATISTICS

Opponent	Date	Score	Total		3-Pointers		Free throws		Rebounds				PF	A	TO	BLK	STL	PTS	AVG	
			FG-FGA	PCT	3FG-3FGA	PCT	FT-FTA	PCT	OFF	DEF	TOT	AVG								
Brown	11/06/2023	72-70	W	25-65	.385	10-32	.313	10-22	.455	17	27	44	44.0	17	13	14	6	7	70	70.0
at Syracuse	11/14/2023	75-79	L	27-67	.403	9-32	.281	16-20	.800	8	24	32	38.0	11	13	7	5	10	79	74.5
vs Yale	11/17/2023	50-68	L	29-66	.439	8-21	.381	2-4	.500	7	30	37	37.7	6	13	4	2	1	68	72.3
vs Gardner-Webb	11/18/2023	59-52	W	18-54	.333	6-22	.273	10-12	.833	9	25	34	36.8	15	7	12	2	4	52	67.3
vs Weber St.	11/19/2023	57-55	W	17-47	.362	8-26	.308	13-18	.722	7	18	25	34.4	12	8	7	0	4	55	64.8
Harvard	11/22/2023	70-76	L	27-56	.482	9-22	.409	13-20	.650	7	27	34	34.3	13	18	6	3	5	76	66.7
Binghamton	11/29/2023	84-49	W	20-54	.370	3-17	.176	6-13	.462	5	21	26	33.1	13	13	16	3	6	49	64.1
at Arizona	12/02/2023	55-82	L	33-71	.465	7-23	.304	9-15	.600	14	31	45	34.6	9	21	12	1	13	82	66.4
VTSU Lyndon	12/06/2023	115-37	W	14-55	.255	7-25	.280	2-4	.500	7	23	30	34.1	13	11	28	1	2	37	63.1
at Vermont	12/09/2023	77-71	W	27-54	.500	8-25	.320	9-11	.818	6	20	26	33.3	13	13	11	3	5	71	63.9
at Illinois	12/17/2023	57-74	L	23-55	.418	8-23	.348	20-22	.909	13	30	43	34.2	11	10	13	6	5	74	64.8
at Iona	12/21/2023	65-85	L	31-57	.544	11-23	.478	12-15	.800	10	27	37	34.4	18	20	11	3	5	85	66.5
at Cornell	12/30/2023	64-77	L	30-56	.536	6-20	.300	11-16	.688	6	25	31	34.2	18	19	11	3	12	77	67.3
Loyola Maryland	01/03/2024	78-55	W	23-54	.426	6-20	.300	3-10	.300	6	25	31	33.9	11	14	13	1	4	55	66.4
at Navy	01/06/2024	80-72	W	29-62	.468	10-25	.400	4-11	.364	8	19	27	33.5	15	18	9	1	7	72	66.8
Lafayette	01/10/2024	64-69	L	25-52	.481	6-17	.353	13-22	.591	7	26	33	33.4	15	12	11	3	5	69	66.9
at Bucknell	01/13/2024	84-73	W	28-59	.475	6-19	.316	11-17	.647	11	22	33	33.4	27	13	16	4	7	73	67.3
at Army West Point	01/17/2024	64-56	W	21-61	.344	6-22	.273	8-14	.571	13	25	38	33.7	16	12	11	5	9	56	66.7
Boston U.	01/20/2024	75-59	W	22-56	.393	6-28	.214	9-15	.600	7	30	37	33.8	19	13	11	2	4	59	66.3
Lehigh	01/22/2024	60-57	W	18-57	.316	4-23	.174	17-24	.708	7	34	41	34.2	13	11	6	0	5	57	65.8
at American	01/27/2024	73-54	W	20-52	.385	5-19	.263	9-11	.818	8	18	26	33.8	10	10	10	2	0	54	65.2
Army West Point	01/31/2024	74-55	W	23-54	.426	5-17	.294	4-6	.667	6	24	30	33.6	13	14	12	3	3	55	64.8
Navy	02/03/2024	88-64	W	21-59	.356	5-16	.313	17-18	.944	13	17	30	33.5	14	12	11	1	8	64	64.7
at Boston U.	02/07/2024	74-64	W	23-57	.404	6-24	.250	12-15	.800	11	22	33	33.5	14	12	11	4	8	64	64.7
at Loyola Maryland	02/10/2024	76-62	W	24-61	.393	9-29	.310	5-7	.714	13	22	35	33.5	13	13	2	5	62	64.6	
Holy Cross	02/14/2024	85-55	W	22-65	.338	6-22	.273	5-10	.500	10	25	35	33.6	11	10	12	4	5	55	64.2
Bucknell	02/17/2024	62-50	W	18-58	.310	5-24	.208	9-11	.818	10	26	36	33.7	16	7	10	2	6	50	63.7
at Lafayette	02/19/2024	67-62	W	19-52	.365	8-22	.364	16-23	.696	8	22	30	33.5	19	14	10	4	5	62	63.6
American	02/25/2024	64-66	L	27-57	.474	9-21	.429	3-6	.											

HOME GAMES [13-3]

Team Box Score

No.	Player	Total			3-Point			F-Throw		Rebounds				PF	DQ	A	TO	BLK	STL	PTS	AVG	
		GP-GS	MIN	AVG	FG-FGA	FG%	3FG-3FGA	3FG%	FT-FTA	FT%	OFF	DEF	TOT									AVG
2	SMITH, Braeden	16-16	46:16	28.8	66-168	.393	23-75	.307	38-48	.792	2	80	82	5.1	20	0	96	34	2	35	193	12.1
4	MOFFATT, Ryan	15-14	42:59	28.1	61-125	.488	30-78	.385	15-23	.652	13	62	75	5.0	24	0	28	6	1	12	167	11.1
14	RECORDS, Keegan	15-14	37:23	25.0	68-125	.544	1-10	.100	28-38	.737	33	54	87	5.8	36	2	18	15	19	9	165	11.0
1	CUMMINS, Brady	15-10	31:36	21.2	49-94	.521	16-38	.421	14-22	.636	6	35	41	2.7	15	0	17	13	3	8	128	8.5
5	LOUIS-JACQUES, Nicolas	12-8	22:10	19.1	32-72	.444	22-54	.407	12-14	.857	3	23	26	2.2	20	1	10	8	1	6	98	8.2
55	WOODWARD, Jeff	16-7	30:05	18.8	43-73	.589	0-0	.000	27-56	.482	34	41	75	4.7	29	0	25	22	19	8	113	7.1
3	COX, Jalen	16-8	33:16	21.1	35-70	.500	8-19	.421	4-7	.571	4	44	48	3.0	30	0	48	9	5	14	82	5.1
25	JONES, Parker	15-0	19:07	13.1	28-53	.528	14-32	.438	3-4	.750	4	33	37	2.5	13	0	15	6	11	7	73	4.9
10	BAKER, Chandler	16-1	19:52	12.1	28-64	.438	17-43	.395	4-5	.800	3	24	27	1.7	8	0	3	9	2	4	77	4.8
30	THOMSON, Sam	15-1	21:22	14.5	22-40	.550	0-0	.000	12-21	.571	8	35	43	2.9	14	0	11	9	1	4	56	3.7
33	WRIGHT, Sam	7-0	34:16	4.9	7-19	.368	3-9	.333	7-10	.700	2	4	6	0.9	6	1	1	1	1	1	24	3.4
13	CARLESIMO, Kyle	9-0	6:28	7.1	8-23	.348	5-15	.333	1-2	.500	1	13	14	1.6	3	0	4	2	0	2	22	2.4
0	SCOTT, Julian	7-0	26:02	3.7	6-10	.600	0-0	.000	0-0	.000	1	2	3	0.4	0	0	4	1	0	4	12	1.7
23	WRIGHT, Cooper	7-0	25:43	3.7	0-1	.000	0-0	.000	4-5	.800	4	4	8	1.1	2	0	2	1	1	1	4	0.6
34	CAPITANO, Alex	1-1	02:24	2.4	0-1	.000	0-1	.000	0-0	.000	0	1	1	1.0	0	0	0	0	0	0	0	0.0
Team											15	25	40						9			
Total		16	3200		453-938	.483	139-374	.372	169-255	.663	133	480	613	38.3	220	4	282	145	66	115	1214	75.9
Opponents		16	3200		354-912	.388	102-365	.279	136-220	.618	132	397	529	33.1	232	1	194	193	33	80	946	59.1

AWAY GAMES [10-5]

Team Box Score

No.	Player	Total			3-Point			F-Throw		Rebounds				PF	DQ	A	TO	BLK	STL	PTS	AVG	
		GP-GS	MIN	AVG	FG-FGA	FG%	3FG-3FGA	3FG%	FT-FTA	FT%	OFF	DEF	TOT									AVG
2	SMITH, Braeden	15-15	47:56	31.7	63-166	.380	25-74	.338	35-47	.745	7	78	85	5.7	24	0	86	40	0	23	186	12.4
14	RECORDS, Keegan	14-14	36:51	26.1	69-114	.605	4-9	.444	26-38	.684	30	58	88	6.3	33	1	14	19	19	8	168	12.0
4	MOFFATT, Ryan	15-15	47:39	31.4	48-127	.378	25-75	.333	23-29	.793	17	34	51	3.4	23	0	22	14	1	19	144	9.6
55	WOODWARD, Jeff	15-8	29:37	19.6	51-71	.718	0-1	.000	22-34	.647	23	39	62	4.1	31	0	14	25	12	5	124	8.3
1	CUMMINS, Brady	14-7	29:41	20.8	34-78	.436	6-20	.300	15-28	.536	6	28	34	2.4	24	1	12	12	1	1	89	6.4
10	BAKER, Chandler	14-0	14:00	10.6	31-50	.620	20-37	.541	4-4	1.000	0	16	16	1.1	7	0	5	9	0	4	86	6.1
5	LOUIS-JACQUES, Nicolas	11-9	23:17	20.9	20-60	.333	15-44	.341	9-10	.900	3	8	11	1.0	18	0	4	12	3	2	64	5.8
30	THOMSON, Sam	14-0	20:43	15.0	26-57	.456	0-2	.000	15-28	.536	8	31	39	2.8	13	0	10	15	1	7	67	4.8
3	COX, Jalen	15-6	29:04	19.3	28-59	.475	5-14	.357	4-7	.571	3	35	38	2.5	18	0	15	17	5	12	65	4.3
25	JONES, Parker	13-1	19:53	14.8	16-36	.444	6-15	.400	10-12	.833	7	30	37	2.8	12	0	11	9	7	8	48	3.7
33	WRIGHT, Sam	3-0	04:36	1.5	1-5	.200	1-4	.250	2-2	1.000	1	1	2	0.7	0	0	0	1	0	0	5	1.7
23	WRIGHT, Cooper	3-0	03:29	1.2	1-1	1.000	0-0	.000	0-1	.000	1	4	5	1.7	0	0	0	0	0	0	2	0.7
13	CARLESIMO, Kyle	5-0	21:17	4.3	1-2	.500	1-2	.500	0-0	.000	0	1	1	0.2	0	0	1	2	0	1	3	0.6
0	SCOTT, Julian	3-0	02:55	1.0	0-1	.000	0-0	.000	0-0	.000	1	1	2	0.7	2	0	0	0	0	0	0	0.0
Team											14	19	33						8			
Total		15	3000		389-827	.470	108-297	.364	165-240	.688	121	383	504	33.6	205	2	194	183	49	90	1051	70.1
Opponents		15	3000		383-884	.433	109-348	.313	154-217	.710	146	352	498	33.2	222	4	205	165	47	103	1029	68.6

NEUTRAL GAMES [2-1]

Team Box Score

No.	Player	Total			3-Point			F-Throw		Rebounds				PF	DQ	A	TO	BLK	STL	PTS	AVG	
		GP-GS	MIN	AVG	FG-FGA	FG%	3FG-3FGA	3FG%	FT-FTA	FT%	OFF	DEF	TOT									AVG
2	SMITH, Braeden	3-3	91:14	30.4	16-35	.457	2-13	.154	13-15	.867	0	21	21	7.0	4	0	14	6	0	6	47	15.7
4	MOFFATT, Ryan	3-3	87:10	29.1	11-27	.407	10-22	.455	0-0	.000	4	14	18	6.0	2	0	4	1	0	0	32	10.7
14	RECORDS, Keegan	3-3	78:40	26.2	6-14	.429	0-1	.000	5-5	1.000	9	16	25	8.3	7	0	7	5	0	2	17	5.7
30	THOMSON, Sam	3-0	56:42	18.9	6-13	.462	0-1	.000	4-6	.667	2	4	6	2.0	0	0	4	3	1	0	16	5.3
5	LOUIS-JACQUES, Nicolas	3-3	70:06	23.4	6-19	.316	3-13	.231	0-1	.000	0	3	3	1.0	3	0	1	3	1	2	15	5.0
10	BAKER, Chandler	3-0	35:34	11.9	3-11	.273	3-7	.429	1-2	.500	0	2	2	0.7	3	0	2	3	0	0	10	3.3
55	WOODWARD, Jeff	3-3	61:46	20.6	4-14	.286	0-0	.000	1-2	.500	0	7	7	2.3	5	0	5	5	1	1	9	3.0
25	JONES, Parker	3-0	50:10	16.7	4-10	.400	1-5	.200	0-0	.000	2	7	9	3.0	3	0	0	1	1	1	9	3.0
33	WRIGHT, Sam	1-0	01:57	2.0	1-1	1.000	0-0	.000	0-0	.000	0	1	1	1.0	0	0	0	0	0	0	2	2.0
3	COX, Jalen	3-0	39:50	13.3	3-6	.500	0-0	.000	0-0	.000	1	1	2	0.7	3	0	1	3	0	0	6	2.0
13	CARLESIMO, Kyle	3-0	24:54	8.3	1-6	.167	1-5	.200	0-0	.000	1	4	5	1.7	1	0	1	0	0	0	3	1.0
23	WRIGHT, Cooper	1-0	01:57	2.0	0-1	.000	0-1	.000	0-0	.000	0	0	0	0.0	0	0	0	0	0	0	0	0.0
Team											4	1	5						2			
Total		3	600		61-157	.389	20-68	.294	24-31	.774	23	81	104	34.7	31	0	39	32	4	12	166	55.3
Opponents		3	600		64-167	.383	22-69	.319	25-34	.735	23	73	96	32.0	33	0	28	23	4	9	175	58.3

GAMES WON [25-0]

Team Box Score

Table with columns: No., Player, GP-GS, MIN, AVG, Total (FG-FGA, FG%), 3-Point (3FG-3FGA, 3FG%), F-Throw (FT-FTA, FT%), Rebounds (OFF, DEF, TOT, AVG), PF, DQ, A, TO, BLK, STL, PTS, AVG. Rows include players like SMITH, Braeden and RECORDS, Keegan, plus Team and Opponents totals.

GAMES LOST [0-9]

Team Box Score

Table with columns: No., Player, GP-GS, MIN, AVG, Total (FG-FGA, FG%), 3-Point (3FG-3FGA, 3FG%), F-Throw (FT-FTA, FT%), Rebounds (OFF, DEF, TOT, AVG), PF, DQ, A, TO, BLK, STL, PTS, AVG. Rows include players like MOFFATT, Ryan and SMITH, Braeden, plus Team and Opponents totals.

PATRIOT LEAGUE GAMES [16-2]

Team Box Score

Table with columns: No., Player, GP-GS, MIN, AVG, Total (FG-FGA, FG%), 3-Point (3FG-3FGA, 3FG%), F-Throw (FT-FTA, FT%), Rebounds (OFF, DEF, TOT, AVG), PF, DQ, A, TO, BLK, STL, PTS, AVG. Rows include players like RECORDS, Keegan and MOFFATT, Ryan, plus Team and Opponents totals.

2023-24 TEAM STATISTICS (PATRIOT LEAGUE TOURNAMENT)

Game Records

Record	Overall	Home	Away	Neutral
ALL GAMES	3-0	3-0	0-0	0-0
CONFERENCE	0-0	0-0	0-0	0-0
NON-CONFERENCE	3-0	3-0	0-0	0-0

Score by Periods

Team	1st	2nd	OT	TOT
Colgate	110	113	0	223
Opponents	88	96	0	184

Team Box Score

No.	Player	Total					3-Point			F-Throw		Rebounds				Other					PTS	AVG
		GP-GS	MIN	AVG	FG-FGA	FG%	3FG-3FGA	3FG%	FT-FTA	FT%	OFF	DEF	TOT	AVG	PF	DQ	A	TO	BLK	STL		
2	SMITH, Braeden	3-3	93:45	31.2	18-42	.429	3-16	.188	9-11	.818	1	26	27	9.0	2	0	15	5	0	5	48	16.0
55	WOODWARD, Jeff	3-0	59:28	19.8	10-14	.714	0-0	.000	10-23	.435	8	4	12	4.0	4	0	5	5	1	0	30	10.0
14	RECORDS, Keegan	3-3	65:01	21.7	12-16	.750	0-1	.000	5-7	.714	1	10	11	3.7	7	1	3	3	6	1	29	9.7
3	COX, Jalen	3-3	77:56	26.0	9-17	.529	3-7	.429	3-5	.600	2	12	14	4.7	6	0	8	3	1	4	24	8.0
1	CUMMINS, Brady	3-3	59:28	19.8	10-18	.556	1-6	.167	2-2	1.000	1	6	7	2.3	2	0	0	0	1	1	23	7.7
10	BAKER, Chandler	3-0	35:02	11.7	8-12	.667	5-7	.714	0-0	.000	0	5	5	1.7	1	0	0	2	0	0	21	7.0
4	MOFFATT, Ryan	3-3	89:43	29.9	6-18	.333	2-10	.200	4-5	.800	3	8	11	3.7	3	0	6	0	0	3	18	6.0
5	LOUIS-JACQUES, Nicolas	3-0	44:27	14.8	3-8	.375	2-7	.286	4-4	1.000	0	2	2	0.7	5	0	3	2	0	2	12	4.0
25	JONES, Parker	3-0	36:12	12.1	4-7	.571	1-4	.250	2-2	1.000	1	6	7	2.3	3	0	3	0	2	1	11	3.7
30	THOMSON, Sam	3-0	31:59	10.7	2-5	.400	0-0	.000	3-7	.429	2	3	5	1.7	3	0	1	1	0	1	7	2.3
0	SCOTT, Julian	1-0	00:44	0.7	0-0	.000	0-0	.000	0-0	.000	0	0	0	0.0	0	0	0	0	0	0	0	0.0
23	WRIGHT, Cooper	1-0	00:44	0.7	0-0	.000	0-0	.000	0-0	.000	0	0	0	0.0	0	0	0	0	0	0	0	0.0
33	WRIGHT, Sam	1-0	02:46	2.8	0-2	.000	0-2	.000	0-0	.000	0	0	0	0.0	0	0	0	0	0	0	0	0.0
13	CARLESIMO, Kyle	1-0	02:46	2.8	0-1	.000	0-1	.000	0-0	.000	0	0	0	0.0	0	0	0	1	0	0	0	0.0
Team											2	3	5				2					
Total		3	600		82-160	.513	17-61	.279	42-66	.636	21	85	106	35.3	36	1	44	24	11	18	223	74.3
Opponents		3	600		69-170	.406	21-81	.259	25-39	.641	23	69	92	30.7	50	1	33	31	4	13	184	61.3

Team Statistics

	COLG	OPP
Scoring	223	184
Points per game	74.3	61.3
Scoring margin	+13.0	-
Field goals-att	82-160	69-170
Field goal pct	.513	.406
3 point fg-att	17-61	21-81
3-point FG pct	.279	.259
3-pt FG made per game	5.7	7.0
Free throws-att	42-66	25-39
Free throw pct	.636	.641
F-Throws made per game	14.0	8.3
Rebounds	106	92
Rebounds per game	35.3	30.7
Rebounding margin	+4.7	-
Assists	44	33
Assists per game	14.7	11.0
Turnovers	24	31
Turnovers per game	8.0	10.3
Turnover margin	+2.3	-
Assist/turnover ratio	1.8	1.1
Steals	18	13
Steals per game	6.0	4.3
Blocks	11	4
Blocks per game	3.7	1.3
Winning streak	3	-
Home win streak	3	-
Attendance	4044	0
Home games-Avg/Game	3-1348	0-0
Neutral site-Avg/Game	-	0-0

Team Results

Date	Opponent		Score	Att.
03/07/2024	Holy Cross	W	81-64	1405
03/10/2024	Bucknell	W	68-65	1106
03/13/2024	Lehigh	W	74-55	1533

2023-24 TEAM STATISTICS (PATRIOT LEAGUE ONLY)

Game Records

Record	Overall	Home	Away	Neutral
ALL GAMES	16-2	7-2	9-0	0-0
CONFERENCE	16-2	7-2	9-0	0-0
NON-CONFERENCE	0-0	0-0	0-0	0-0

Score by Periods

Team	1st	2nd	OT	TOT
Colgate	599	709	0	1308
Opponents	525	566	0	1091

Team Box Score

No.	Player	Total			3-Point		F-Throw		Rebounds				PF		A		TO		BLK		STL		PTS		AVG	
		GP-GS	MIN	AVG	FG-FGA	FG%	3FG-3FGA	3FG%	FT-FTA	FT%	OFF	DEF	TOT	AVG	PF	DQ	A	TO	BLK	STL	PTS	AVG				
14	RECORDS, Keegan	17-16	444:22	26.1	86-146	.589	1-9	.111	33-43	.767	37	66	103	6.1	35	0	17	17	22	13	206	12.1				
4	MOFFATT, Ryan	17-16	521:55	30.7	68-149	.456	32-84	.381	32-41	.780	15	71	86	5.1	26	0	33	11	2	18	200	11.8				
2	SMITH, Braeden	18-18	562:21	31.2	72-185	.389	25-81	.309	41-55	.745	6	89	95	5.3	25	0	113	43	2	36	210	11.7				
1	CUMMINS, Brady	17-14	398:16	23.4	47-104	.452	17-41	.415	21-35	.600	6	42	48	2.8	25	1	24	17	3	4	132	7.8				
5	LOUIS-JACQUES, Nicolas	10-7	205:59	20.6	23-57	.404	21-45	.467	10-10	1.000	3	14	17	1.7	20	1	5	5	1	2	77	7.7				
55	WOODWARD, Jeff	18-5	325:12	18.1	54-87	.621	0-1	.000	30-52	.577	32	47	79	4.4	33	0	16	24	24	7	138	7.7				
10	BAKER, Chandler	18-0	230:06	12.8	39-73	.534	26-54	.481	8-9	.889	1	24	25	1.4	11	0	5	12	1	5	112	6.2				
3	COX, Jalen	18-11	387:14	21.5	35-74	.473	8-20	.400	4-6	.667	2	48	50	2.8	29	0	38	15	9	12	82	4.6				
30	THOMSON, Sam	17-1	240:52	14.2	26-52	.500	0-1	.000	17-26	.654	5	38	43	2.5	17	0	11	15	1	7	69	4.1				
25	JONES, Parker	16-1	231:43	14.5	21-45	.467	11-25	.440	9-10	.900	6	39	45	2.8	15	0	18	11	12	8	62	3.9				
33	WRIGHT, Sam	5-0	09:22	1.9	3-9	.333	1-4	.250	0-0	.000	0	0	0	0.0	0	0	0	0	0	0	7	1.4				
13	CARLESIMO, Kyle	6-0	21:49	3.6	3-8	.375	1-4	.250	0-0	.000	0	2	2	0.3	2	0	0	0	0	1	7	1.2				
23	WRIGHT, Cooper	5-0	09:03	1.8	1-1	1.000	0-0	.000	2-4	.500	2	3	5	1.0	1	0	0	1	0	0	4	0.8				
0	SCOTT, Julian	5-0	09:22	1.9	1-1	1.000	0-0	.000	0-0	.000	1	2	3	0.6	1	0	2	0	0	1	2	0.4				
34	CAPITANO, Alex	1-1	02:24	2.4	0-1	.000	0-1	.000	0-0	.000	0	1	1	1.0	0	0	0	0	0	0	0	0.0				
Team											15	23	38				10									
Total		18	3600		479-992	.483	143-370	.386	207-291	.711	131	509	640	35.6	240	2	282	181	77	114	1308	72.7				
Opponents		18	3600		411-1036	.397	112-390	.287	157-240	.654	162	425	587	32.6	268	3	215	198	42	100	1091	60.6				

Team Statistics

	COLG	OPP
Scoring	1308	1091
Points per game	72.7	60.6
Scoring margin	+12.1	-
Field goals-att	479-992	411-1036
Field goal pct	.483	.397
3 point fg-att	143-370	112-390
3-point FG pct	.386	.287
3-pt FG made per game	7.9	6.2
Free throws-att	207-291	157-240
Free throw pct	.711	.654
F-Throws made per game	11.5	8.7
Rebounds	640	587
Rebounds per game	35.6	32.6
Rebounding margin	+2.9	-
Assists	282	215
Assists per game	15.7	11.9
Turnovers	181	198
Turnovers per game	10.1	11.0
Turnover margin	+0.9	-
Assist/turnover ratio	1.6	1.1
Steals	114	100
Steals per game	6.3	5.6
Blocks	77	42
Blocks per game	4.3	2.3
Winning streak	2	-
Home win streak	0	-
Attendance	7584	10649
Home games-Avg/Game	9-843	9-1183
Neutral site-Avg/Game	-	0-0

Team Results

Date	Opponent	Score	Att.
01/03/2024	Loyola Maryland	W 78-55	520
01/06/2024	at Navy	W 80-72	1457
01/10/2024	Lafayette	L 64-69	657
01/13/2024	at Bucknell	W 84-73	1347
01/17/2024	at Army West Point	W 64-56	532
01/20/2024	Boston U.	W 75-59	1002
01/22/2024	Lehigh	W 60-57	957
01/27/2024	at American	W 73-54	1644
01/31/2024	Army West Point	W 74-55	747
02/03/2024	Navy	W 88-64	974
02/07/2024	at Boston U.	W 74-64	1019
02/10/2024	at Loyola Maryland	W 76-62	687
02/14/2024	Holy Cross	W 85-55	546
02/17/2024	Bucknell	W 62-50	1023
02/19/2024	at Lafayette	W 67-62	1547
02/25/2024	American	L 64-66	1158
02/28/2024	at Holy Cross	W 77-58	1077
03/02/2024	at Lehigh	W 63-60	1339

2023-24 TEAM STATISTICS

Game Records

Record	Overall	Home	Away	Neutral
ALL GAMES	25-9	13-3	10-5	2-1
CONFERENCE	16-2	7-2	9-0	0-0
NON-CONFERENCE	9-7	6-1	1-5	2-1

Score by Periods

Team	1st	2nd	OT	TOT
Colgate	1131	1300	0	2431
Opponents	1023	1127	0	2150

Team Box Score

No.	Player	Total			3-Point		F-Throw		Rebounds				Other									
		GP-GS	MIN	AVG	FG-FGA	FG%	3FG-3FGA	3FG%	FT-FTA	FT%	OFF	DEF	TOT	AVG	PF	DQ	A	TO	BLK	STL	PTS	AVG
2	SMITH, Braeden	34-34	1026:26	30.2	145-369	.393	50-162	.309	86-110	.782	9	179	188	5.5	48	0	196	80	2	64	426	12.5
14	RECORDS, Keegan	32-31	817:54	25.6	143-253	.565	5-20	.250	59-81	.728	72	128	200	6.3	76	3	39	39	38	19	350	10.9
4	MOFFATT, Ryan	33-32	979:49	29.7	120-279	.430	65-175	.371	38-52	.731	34	110	144	4.4	49	0	54	21	2	31	343	10.4
1	CUMMINS, Brady	29-17	609:17	21.0	83-172	.483	22-58	.379	29-50	.580	12	63	75	2.6	39	1	29	25	4	9	217	7.5
55	WOODWARD, Jeff	34-18	656:28	19.3	98-158	.620	0-1	.000	50-92	.543	57	87	144	4.2	65	0	44	52	32	14	246	7.2
5	LOUIS-JACQUES, Nicolas	26-20	529:33	20.4	58-151	.384	40-111	.360	21-25	.840	6	34	40	1.5	41	1	15	23	5	10	177	6.8
10	BAKER, Chandler	33-1	377:26	11.4	62-125	.496	40-87	.460	9-11	.818	3	42	45	1.4	18	0	10	21	2	8	173	5.2
3	COX, Jalen	34-14	668:11	19.7	66-135	.489	13-33	.394	8-14	.571	8	80	88	2.6	51	0	64	29	10	26	153	4.5
30	THOMSON, Sam	32-1	483:47	15.1	54-110	.491	0-3	.000	31-55	.564	18	70	88	2.8	27	0	25	27	3	11	139	4.3
25	JONES, Parker	31-1	438:10	14.1	48-99	.485	21-52	.404	13-16	.813	13	70	83	2.7	28	0	26	16	19	16	130	4.2
33	WRIGHT, Sam	11-0	40:49	3.7	9-25	.360	4-13	.308	9-12	.750	3	6	9	0.8	6	1	1	2	1	1	31	2.8
13	CARLESIMO, Kyle	17-0	109:39	6.5	10-31	.323	7-22	.318	1-2	.500	2	18	20	1.2	4	0	6	4	0	3	28	1.6
0	SCOTT, Julian	10-0	28:57	2.9	6-11	.545	0-0	.000	0-0	.000	2	3	5	0.5	2	0	4	1	0	4	12	1.2
23	WRIGHT, Cooper	11-0	31:09	2.8	1-3	.333	0-1	.000	4-6	.667	5	8	13	1.2	2	0	2	1	1	1	6	0.5
34	CAPITANO, Alex	1-1	02:24	2.4	0-1	.000	0-1	.000	0-0	.000	0	1	1	1.0	0	0	0	0	0	0	0	0.0
Team											33	45	78				19					
Total		34	6800		903-1922	.470	267-739	.361	358-526	.681	277	944	1221	35.9	456	6	515	360	119	217	2431	71.5
Opponents		34	6800		801-1963	.408	233-782	.298	315-471	.669	301	822	1123	33.0	487	5	427	381	84	192	2150	63.2

Team Statistics

	COLG	OPP
Scoring	2431	2150
Points per game	71.5	63.2
Scoring margin	+8.3	-
Field goals-att	903-1922	801-1963
Field goal pct	.470	.408
3 point fg-att	267-739	233-782
3-point FG pct	.361	.298
3-pt FG made per game	7.9	6.9
Free throws-att	358-526	315-471
Free throw pct	.681	.669
F-Throws made per game	10.5	9.3
Rebounds	1221	1123
Rebounds per game	35.9	33.0
Rebounding margin	+2.9	-
Assists	515	427
Assists per game	15.1	12.6
Turnovers	360	381
Turnovers per game	10.6	11.2
Turnover margin	+0.6	-
Assist/turnover ratio	1.4	1.1
Steals	217	192
Steals per game	6.4	5.6
Blocks	119	84
Blocks per game	3.5	2.5
Winning streak	5	-
Home win streak	3	-
Attendance	14851	64173
Home games-Avg/Game	16-928	15-4278
Neutral site-Avg/Game	-	3-1793

Team Results

Date	Opponent		Score	Att.
11/06/2023	Brown	W	72-70	1036
11/14/2023	at Syracuse	L	75-79	19387
11/17/2023	vs Yale	L	50-68	1779
11/18/2023	vs Gardner-Webb	W	59-52	2032
11/19/2023	vs Weber St.	W	57-55	1568
11/22/2023	Harvard	L	70-76	847
11/29/2023	Binghamton	W	84-49	762
12/02/2023	at Arizona	L	55-82	14688
12/06/2023	VTSU Lyndon	W	115-37	578
12/09/2023	at Vermont	W	77-71	2641
12/17/2023	at Illinois	L	57-74	14026
12/21/2023	at Iona	L	65-85	1818
12/30/2023	at Cornell	L	64-77	964
01/03/2024	Loyola Maryland	W	78-55	520
01/06/2024	at Navy	W	80-72	1457
01/10/2024	Lafayette	L	64-69	657
01/13/2024	at Bucknell	W	84-73	1347
01/17/2024	at Army West Point	W	64-56	532
01/20/2024	Boston U.	W	75-59	1002
01/22/2024	Lehigh	W	60-57	957
01/27/2024	at American	W	73-54	1644
01/31/2024	Army West Point	W	74-55	747
02/03/2024	Navy	W	88-64	974
02/07/2024	at Boston U.	W	74-64	1019
02/10/2024	at Loyola Maryland	W	76-62	687
02/14/2024	Holy Cross	W	85-55	546
02/17/2024	Bucknell	W	62-50	1023
02/19/2024	at Lafayette	W	67-62	1547
02/25/2024	American	L	64-66	1158
02/28/2024	at Holy Cross	W	77-58	1077
03/02/2024	at Lehigh	W	63-60	1339
03/07/2024	Holy Cross	W	81-64	1405
03/10/2024	Bucknell	W	68-65	1106
03/13/2024	Lehigh	W	74-55	1533

COLGATE RAIDERS

2023-24 MEN'S BASKETBALL ROSTER



0
Julian Scott
Fr. | G | 6-2 | 180
Rochester, Mich.



1
Brady Cummins
So. | G | 6-6 | 190
York, Maine



2
Braeden Smith
So. | G | 6-0 | 180
Seattle, Wash.



3
Jalen Cox
Fr. | G | 6-3 | 165
Los Angeles, Calif.



4
Ryan Moffatt
5th | F | 6-7 | 220
Lancaster, Pa.



5
Nicolas Louis-Jacques
Jr. | G | 6-4 | 195
Miami, Fla.



10
Chandler Baker
Sr. | G | 6-5 | 185
Woodstock, Ga.



13
Kyle Carlesimo
So. | G | 6-2 | 180
Seattle, Wash.



14
Keegan Records
5th | F | 6-10 | 250
South Kingstown, R.I.



23
Cooper Wright
Fr. | F | 6-5 | 195
Cambridge, Mass.



25
Parker Jones
Fr. | G | 6-6 | 190
Sherman Oaks, Calif.



30
Sam Thomson
Sr. | F | 6-9 | 230
Kitchener-Waterloo, Ontario



33
Sam Wright
Fr. | F | 6-8 | 240
Hoover, Ala.



34
Alex Capitano
Sr. | G | 6-4 | 205
Malvern, Pa.



55
Jeff Woodward
Sr. | F | 6-11 | 270
Audubon, Pa.

COACHING STAFF



Matt Langel
Head Coach
13th season



Camryn Crocker
Assistant Coach
Second season



Trey Montgomery
Assistant Coach
Second season



Pat Moore
Assistant Coach
Sixth season



Damon Sherman-Newsome
Director of Operations
Second season