



# OKLAHOMA STATE

## BASKETBALL

Media Contact: Bryan Holmgren, Associate Director of Communications | e: bryan.holmgren@okstate.edu | c: 316-841-6206

### 14 | BAYLOR

Saturday, Jan. 4, 2024 | 2:01 p.m. CT  
Stillwater, Okla. | Gallagher-Iba Arena

**TV:** ESPN+ (James Westling & Jess Settles)  
**Radio:** Cowboy Radio Network (Dave Hunziker & John Holcomb)  
**Tickets:** okstate.com/tickets  
**Stats:** okstate.statbroadcast.com  
**Series:** OSU leads 57-36 (26-13 in Stillwater)  
**Streak:** Baylor, Won 3  
**Last:** Feb. 27, 2023 in Stillwater (BU, 74-68)

#### Oklahoma State Schedule / Results

Date	Opponent	Time/Result	TV
Nov. 1	OKLA. BAPTIST (Exh.)	W 95-53	
Nov. 6	ABILENE CHRISTIAN	L 59-64	
Nov. 12	SAM HOUSTON	W 85-70	

#### Legends Classic (Brooklyn, N.Y. / Barclays Center)

Nov. 16	vs St. Bonaventure #	L 64-66	
Nov. 17	vs Notre Dame #	L 64-66 (ot)	

Nov. 20	NEW ORLEANS	W 96-68	
Nov. 24	HOUSTON CHRISTIAN	W 92-65	
Nov. 30	[15/14] CREIGHTON %	L 65-79	
Dec. 5	at Southern Illinois	L 68-70	
Dec. 10	vs Tulsa \$	W 72-57	
Dec. 17	ORAL ROBERTS	W 81-60	
Dec. 20	WOFFORD	W 76-70	
Dec. 31	SOUTH CAROLINA ST.	W 86-70	
Jan. 3	CHICAGO ST.	W 72-53	
Jan. 6	[18/18] BAYLOR*	2 p.m.	ESPN+
Jan. 9	at Texas Tech*	7 p.m.	ESPN+
Jan. 13	at Iowa St.*	5 p.m.	ESPN2
Jan. 16	KANSAS*	8 p.m.	ESPN
Jan. 20	at Kansas St.*	6 p.m.	ESPN+
Jan. 23	TCU*	8 p.m.	ESPNU
Jan. 27	WEST VIRGINIA*	1 p.m.	ESPN+
Jan. 30	at Kansas*	8 p.m.	ESPN
Feb. 3	KANSAS ST.*	1 p.m.	ESPN+
Feb. 6	at Houston*	6 p.m.	^ ESPN/2
Feb. 10	at Oklahoma*	6 p.m.	ESPN+
Feb. 17	BYU*	1 p.m.	ESPN+
Feb. 21	at Cincinnati*	6 p.m.	ESPN+
Feb. 24	OKLAHOMA*	3 p.m.	^ ESPN/2
Feb. 28	UCF*	7 p.m.	ESPN+
Mar. 2	at Texas*	1 p.m.	^ ESPN/2
Mar. 5	TEXAS TECH*	7 p.m.	ESPN+
Mar. 9	at BYU*	8 p.m.	ESPN+

#### Big 12 Championship (Kansas City, Mo. / T-Mobile Center)

Mar. 12	First Round (11-14 seeds)		
Mar. 13	Second Round (1st Rd. winners + 5-10 seeds)		
Mar. 14	Quarterfinals (2nd Rd. winners + 1-4 seeds)		
Mar. 15	Semifinals		
Mar. 16	Championship		

# = Legends Classic at Barclays Center (Brooklyn, N.Y.)  
% = Big EAST/Big 12 Battle \* = Big 12 Conference game  
^ = Network will be assigned within a week of the matchup



OKLAHOMA STATE  
COWBOYS

VS

#18/18 BAYLOR  
Bears

**Record:** 8-5 • **Big 12:** 0-0 • **Streak:** Won 5  
**NCAA NET\*:** 125 • **KenPom\*:** 94  
**Home:** 7-2 (Won 4) • **Away:** 0-1 (Lost 1) • **Neutral:** 1-2  
**Head Coach:** Mike Boynton Jr. (South Carolina '03)  
7th Season at OSU (115-94); Same Overall

**Record:** 11-2 • **Big 12:** 0-0 • **Streak:** Won 2  
**NCAA NET\*:** 16 • **KenPom\*:** 14 • **AP:** 18 • **Coaches:** 18  
**Home:** 8-0 (Won 8) • **Away:** 0-0 (Won 1) • **Neutral:** 3-2  
**Head Coach:** Scott Drew (Butler '93)  
21st Season at BU (431-235); 22nd Overall (451-246)

OSU	Value	Category	BU	Value
D1 Rank*			D1 Rank*	
T-176	75.4	Scoring Offense	8	89.2
72	66.0	Scoring Defense	129	69.3
94	9.4	Scoring Margin	6	19.8
T-137	61.5	Winning Percentage	T-26	84.6
117	46.2	Field Goal Percentage	3	52.6
295	66.4	Free Throw Percentage	110	72.9
38	37.5	Three Point Percentage	1	44.8
323	10.8	Free Throws Made Per Game	57	16.2
25	9.8	Three Pointers Per Game	23	9.9
297	16.2	Free Throw Attempts Per Game	65	22.2
42	26.2	Three Point Attempts Per Game	190	22.2
84	40.9	Field Goal Percentage Defense	225	43.7
182	32.8	Three Point Percentage Defense	118	31.5
T-102	15.9	Fouls Per Game	155	16.6
T-56	6.0	Rebound Margin	30	7.7
T-195	10.62	Rebounds (Offensive) Per Game	89	12.08
T-70	27.62	Rebounds (Defensive) Per Game	271	24.31
108	38.23	Rebounds Per Game	190	36.38
131	1.21	Assist/Turnover Ratio	71	1.39
163	12.85	Turnovers Forced Per Game	125	13.38
62	.545	Effective FG pct	2	.608

\*= As of Friday, Jan. 5

The NCAA includes only full Division I members in stat rankings (351 teams) but accounts for 11 additional transitioning members in the NET rankings (362 total)

#### OSU LINEUP

Projected Starters	Ht	Wt	Cl	Hometown	G-GS	Min	Pts	Reb	Other
G 12 Javon Small	6-3	195	Jr.	South Bend, Ind.	12-12	31.0	15.2	5.1	4.9 apg, 28/64 3pt (.438)
G 1 Bryce Thompson	6-6	205	Sr.	Tulsa, Okla.	10-9	26.3	12.5	2.0	23/56 3pt (.411)
G 5 Quion Williams	6-5	220	So.	Jonesboro, Ark.	13-13	30.5	8.1	6.2	4 game w/ 10+ reb
F 2 Eric Dailey Jr.	6-8	230	Fr.	Palmetto, Fla.	13-12	25.6	9.9	6.2	2 double-doubles
C 23 Brandon Garrison	6-11	245	Fr.	Oklahoma City, Okla.	13-10	18.5	5.6	5.8	1.85 bpg (3rd in Big 12)

Key Reserves	Ht	Wt	Cl	Hometown	G-GS	Min	Pts	Reb	Other
G 4 Jarius Hicklen	6-4	180	Gr.	Dallas, Texas	13-1	17.4	5.6	1.2	24/58 3pt (.414)
C 32 Mike Marsh	6-10	250	R-Sr.	Columbia, S.C.	12-3	17.2	6.8	4.1	58.1% FG
G 14 Jamyron Keller	6-3	210	Fr.	St. Matthews, S.C.	9-0	14.3	6.3	1.9	58% FG, 7/17 3pt (.412)
G 51 John-Michael Wright	6-1	200	Gr.	Fayetteville, N.C.	13-5	17.4	6.1	1.1	1,931 collegiate points

# Oklahoma State Men's Basketball Roster

## QUICK FACTS

### THE UNIVERSITY

Institution	Oklahoma State University
Location	Stillwater, Okla.
Founded	Dec. 25, 1890
Enrollment (Fall, 2023)	25,174
Nickname	Cowboys
School Colors	Orange & Black
Home Court	Gallagher-Iba Arena
Capacity	13,611
Affiliation	NCAA Division I
Conference	Big 12
President	Dr. Kayse Shrum
Alma mater	Oklahoma State
Athletic Director	Chad Weiberg
Alma mater	Oklahoma State, 1994
Website	okstate.com
X / Instagram	@OSUMBB
Instagram	@OSUMBB
Facebook	facebook.com/CowboyBasketball
Mike Boynton Twitter	@TheCoachMike

### TEAM INFORMATION

2022-23 overall record	20-16 (12-6 H, 5-7 A, 3-3 N)
Big 12 Regular Season	8-10 (5-4 H, 3-6 A), 7th
Big 12 Championship	1-1, Quarterfinals
Postseason	N/A
Final Rankings (AP/Coaches)	- / -
Starters Returning/Lost	2/3
Letterwinners Returning/Lost	7/8
Returning Redshirts/Newcomers	0/9

### HISTORY

First year of basketball	1907-08
All-time record	<b>1,744-1,234 (.585)</b>
All-Americans	23
Olympians	10
NBA Draft picks (first-round picks)	37 (10)
Conference regular season titles	18
Big 12 (1996-Present)	1 (2004)
Big Eight (1958-96)	2 (1965, 1991)
Missouri Valley (1925-57)	15
Southwest Conference (1921-25)	1
Conference tournament titles	4
Big 12 (1997-Present)	2 (2004, 2005)
Big Eight (1977-96)	2 (1983, 1995)
NCAA appearances (last)	29 (2021)
Record	39-28
Championships (years)	2 (1945, 1946)
Final Fours (last)	6 (2004)
NIT Appearances (last)	13 (2023)
Record	11-14
Best Finish	3rd Place (1938, 1940)

### ATHLETIC COMMUNICATIONS

Communications phone	(405) 744-7714
Communications fax	(405) 744-7754
Assistant AD/Communications	Gavin Lang
Assoc. Director/MBB Contact	Bryan Holmgren
E-mail:	bryan.holmgren@okstate.edu
Office:	(405) 744-7756
Cell:	(316) 841-6206
Mailing Address:	220 Athletics Center Oklahoma State University Stillwater, OK 74078

## 2023-24 NUMERICAL ROSTER

No.	Name	Pos.	Ht.	Wt.	Class	Exp.	Hometown / Previous School
0	Naz Brown	G	6-0	181	So.	1L	Fort Worth, Texas / Coppell HS
1	Bryce Thompson	G	6-6	205	Sr.*	2L	Tulsa, Okla. / Kansas
2	Eric Dailey Jr.	F	6-8	230	Fr.	HS	Palmetto, Fla. / IMG Academy
4	Jarius Hicklen	G	6-4	180	Gr.	TR	Dallas, Texas / North Florida
5	Quion Williams	G	6-5	220	So.	1L	Jonesboro, Ark. / Jonesboro HS
12	Javon Small	G	6-3	195	Jr.	TR	South Bend, Ind. / East Carolina
13	Connor Dow	G	6-6	200	Fr.	HS	Broken Arrow, Okla. / Broken Arrow HS
14	Jamyron Keller	G	6-3	210	Fr.	HS	St. Matthews, S.C. / Ellison HS (Texas)
15	Carson Sager	G	6-4	207	Sr.*	2L	Wichita Falls, Texas / Rider HS
21	Justin McBride	F	6-8	230	Fr.	HS	Plano, Texas / Plano HS
22	Brooks Manzer	G	6-3	190	Jr.*	1L	Edmond, Okla. / Memorial HS
23	Brandon Garrison	C	6-11	245	Fr.	HS	Oklahoma City, Okla. / Del City HS
24	Isaiah Miranda	F/C	7-1	220	R-Fr.	TR	Pawtucket, R.I. / NC State
32	Mike Marsh	C	6-10	250	R-Sr.	TR	Columbia, S.C. / Jacksonville
35	Weston Church	G	6-3	180	Sr.*	2L	Fairview, Okla. / Fairview HS
51	John-Michael Wright	G	6-1	200	Gr.	1L	Fayetteville, N.C. / High Point

## 2023-24 ALPHABETICAL ROSTER

No.	Name	Pos.	Ht.	Wt.	Class	Exp.	Hometown / Previous School
0	Naz Brown	G	6-0	181	So.	1L	Fort Worth, Texas / Coppell HS
35	Weston Church	G	6-3	180	Sr.*	2L	Fairview, Okla. / Fairview HS
2	Eric Dailey Jr.	F	6-8	230	Fr.	HS	Palmetto, Fla. / IMG Academy
13	Connor Dow	G	6-6	200	Fr.	HS	Broken Arrow, Okla. / Broken Arrow HS
23	Brandon Garrison	C	6-11	245	Fr.	HS	Oklahoma City, Okla. / Del City HS
4	Jarius Hicklen	G	6-4	180	Gr.	TR	Dallas, Texas / North Florida
14	Jamyron Keller	G	6-3	210	Fr.	HS	St. Matthews, S.C. / Ellison HS (Texas)
22	Brooks Manzer	G	6-3	190	Jr.*	1L	Edmond, Okla. / Memorial HS
32	Mike Marsh	C	6-10	250	R-Sr.	TR	Columbia, S.C. / Jacksonville
21	Justin McBride	F	6-8	230	Fr.	HS	Plano, Texas / Plano HS
24	Isaiah Miranda	F/C	7-1	220	R-Fr.	TR	Pawtucket, R.I. / NC State
15	Carson Sager	G	6-4	207	Sr.*	2L	Wichita Falls, Texas / Rider HS
12	Javon Small	G	6-3	195	Jr.	TR	South Bend, Ind. / East Carolina
1	Bryce Thompson	G	6-6	205	Sr.*	2L	Tulsa, Okla. / Kansas
5	Quion Williams	G	6-5	220	So.	1L	Jonesboro, Ark. / Jonesboro HS
51	John-Michael Wright	G	6-1	200	Gr.	1L	Fayetteville, N.C. / High Point

\* = Roster classes reflect playing experience.

## ON THE BENCH:

**Head Coach:** Mike Boynton Jr.; 7th Season (South Carolina '03)

**Associate Head Coach:** Terrence Rencher (Texas '07)

**Assistant Coach:** David Cason (Illinois State '96)

**Assistant Coach:** Keiton Page (Oklahoma State '12)

**Assistant Coach:** Scott Sutton (Oklahoma State '95)

**Assistant Coach:** James Barrett (Sam Houston State '10)

**Dir. of Player Development:** Nelson Hernandez (Utah State '13)

**Video Coordinator:** Kris Quintana (St. John's '16)

**Athletic Trainer:** Kevin Blaske (Missouri Southern '86)

**Strength & Conditioning Coach:** Mark Mitchell (Eastern Mich. '10)

**Graduate Assistants:** Brady Priess & Joseph "JoJo" Anderson

## PRONUNCIATIONS

0	Naz Brown	rhymes w/ "jaws"
4	Jarius Hicklen	JAIR-ee-us
5	Quion Williams	KEE-on
12	Javon Small	juh-VAWN
14	Jamyron Keller	juh-MY-run
	Keiton Page	KEE-ton
	David Cason	CASE-on
	Brady Priess	Price

## Game Notes

### The Basics:

- The Oklahoma State Cowboys (8-5) open up their 28th season of Big 12 Conference play at 2 p.m. CT Saturday against the 18th-ranked Baylor Bears (11-2) inside historic Gallagher-Iba Arena.
- OSU rides a five-game winning streak after taking care of Chicago State, 72-53, in Wednesday's non-conference finale.
- Baylor christened its new home arena, Foster Pavilion, with a 98-79 win over Cornell on Tuesday night.
- Both sides rank among the nation's top-25 in three-point field goals: OSU (25th, 9.8), Baylor (23rd, 9.9).

### Tickets:

- Reserve your seats at [okstate.com/tickets](http://okstate.com/tickets) or stop by the OSU Ticket Office.

### Watch

- The game will air on ESPN+ with **James Westling** and **Jess Settles**.
- Subscribe to ESPN's over-the-top streaming service for \$10.99/month (\$110/year) or bundle with Disney+ and Hulu for as little as \$14.99/month. Visit [plus.espn.com](http://plus.espn.com) for more information.

### Listen

- Dave Hunziker** and **John Holcomb** describe the action across the Cowboy Radio Network.
- Visit [okstate.com/radio](http://okstate.com/radio) for a full list of network affiliates. Fans outside the listening area can tune in via the Varsity Sports App or at [okstate.com/listen](http://okstate.com/listen).

### Mike Boynton Show

- Hear the latest insights from head coach **Mike Boynton Jr.** by tuning in to his weekly radio show on the Cowboy Radio Network.
- The program airs Thursday nights (6-7 p.m.) from the Rib Crib in Stillwater.

Thursdays: Jan. 11, 18, 25  
Feb. 1, 8, 15, 22, 29



City	Call Letters	Frequency
Ada ^	KTLS	106.5 FM
Altus	KWHW	96.9 FM / 1450 AM
Alva	KALV	99.5 FM / 1430 AM
Anadarko/Duncan ^	KACO	98.5 FM
Bartlesville	KWON	93.3 FM / 1400 AM
Broken Bow	KKBI	106.1 FM
Clinton/Cordell	KCLI	99.3 FM
Enid	KCRC	1390 AM
Frederick	KTAT	1570 AM
Grove	KGVE	99.3 FM
Guymon	KGYN	1210 AM
Hobart	KTJS	102.1 FM / 1420 AM
Hugo	KMMY	96.5 FM
Lawton	KMGZ	95.3 / 97.3 105.5 FM
Liberal	KGYN	106.3 FM
McAlester	KTMC	105.1 FM
Oklahoma City	KXXY	96.1 FM
Pawhuska	KWON	95.1 FM
Ponca City	KQSN	104.7 FM
Shawnee ^	KGFF	100.9 FM / 1450 AM
Stillwater	KSPI	93.7 FM
Tulsa	KTSB	1170 AM
Woodward	KMZE	92.3 FM

### OSU MAX

- OSU Max is the official content network and membership community of Oklahoma State Athletics, bringing fans closer than ever to the teams they love.
- Members get access to behind-the-scenes content, interviews, features, documentaries, archived games, and other exclusive benefits, including complimentary membership to the POSSE at the Sheriff Level - a \$150 value!
- Get all this for as little as \$8.99 per month (+ fees & taxes) or a one-time annual payment of only \$98.89.



### The OSU Outlook

- New look Oklahoma State is picked 10th out of 14 teams in the super-sized Big 12.
- Senior guard **Bryce Thompson**, last year's leading scorer, is one of just three scholarship holdovers from a 2022-23 group that won 20 games and reached the NIT quarterfinals after finishing one spot out on Selection Sunday.
- Mike Boynton Jr.** not only has new faces, but a new approach. The seventh-year head coach used the off-season overhaul as an opportunity to bring a little more balance to a program that has ranked among KenPom's top-20 defenses in each of the last three seasons but, at times, struggled to score. He put a premium on finding better shooters and ball-handlers and largely succeeded with a freshman class that has been ranked as high as seventh nationally, supplemented by an experienced transfer crop.
- Injured, inexperienced and just plain unlucky - that's perhaps the best way to sum up the early portion of OSU's non-conference schedule. A group of nine scholarship newcomers (six of them freshman) took it lumps during a 3-5 start that included four last-second defeats but played some of its best basketball in December.
- The Cowboys rank among the top-40 nationally in three-point percentage (.375) after finishing among the bottom-40 last year (.310) and their assist-to-turnover ratio has jumped from a league-low 0.87 to 1.21.
- Junior point **Javon Small** has been the primary catalyst. Boynton calls the ECU transfer his most-impactful addition since Cade Cunningham, and the numbers support him. Small leads the team in points (15.2) and assists (4.9) while averaging 2.3 threes on 43.8% accuracy.
- Small has also unlocked opportunities for Thompson, who is averaging a career-best 12.4 points on 23-of-56 three-point shooting (.411).
- Energy guy **Quion Williams** (8.1 ppg, team-best 6.2 rpg) has made the leap from deep reserve to full-time starter as sophomore. He can play the 3 or the 4 and is often tasked with guarding the opposing team's best scorer.
- Four of the five members of the OSU frontcourt are freshmen, including both starters:
- 6-8 power forward **Eric Dailey Jr.** -- a member of USA's Basketball's FIBA U19 World Cup squad -- is a versatile, inside-out weapon who averages close 10 points and 6 rebounds.
- 6-11 McDonald's All-American **Brandon Garrison** (5.6 ppg, 5.8 rpg) has a team-high 24 blocks while platooning with the group's wise elderstatement, 6-10 Jacksonville grad transfer **Mike Marsh** (6.8 ppg, 4.1 rpg).
- Backing up Small is freshman **Jamyron Keller** (6.3 ppg), a physical combo guard who can get down hill in a hurry.
- Two graduate guards -- **John-Michael Wright** and North Florida transfer **Jarius Hicklen** -- add poise and experience. They've combined for more than 3,500 points and 500 triples.
- Three other freshmen offer additional depth and upside: 6-6 sharp-shooter **Connor Dow**, 6-9 forward **Justin McBride** and 7-1 **Isaiah Miranda** (a redshirt last year at NC State).

### MEDIA CALENDAR (SUBJECT TO CHANGE)

4	5	6	7	8	9	10
Thursday	Friday	Saturday	Sunday	Monday	Tuesday	Wednesday
5:00 p.m. Practice	11:00 a.m. Practice (Closed)	9-10 a.m. OSU Shoot Around	Noon Practice	Noon Practice	Noon Shoot Around	OFF DAY
6-7 p.m. Mike Boynton Show	TBA Walk-Through (Closed)	2 p.m. <b>Baylor @ OSU</b>		Depart for Lubbock	7 p.m. CT <b>OSU @ Texas Tech</b>	

## TV-Radio Speed Chart



**1** BRYCE THOMPSON  
6-6 | Sr. | G | Tulsa, Okla.

G-GS	Min	Reb	Ast	Stl	Blk	Pts
10-9	26.3	2.0	1.8	9	1	12.5

- Explosive guard who can score at all three levels... Has 947 career points (OSU + Kansas), including 856 as a Cowboy.
- 3-point shooting numbers have steadily improved: 22.2% (Fr.), 29.0% (So.), 37.0% (Jr.) and now 41.1% (23/56) as a senior.
- 2.30 threes-per-game ranks ninth on the Big 12 leaderboard... Has made 21/42 (.500) in seven home games this year.
- Leading scorer on six occasions this year, including each of the last four games... Scored 13 in Wednesday's win over Chicago State.
- Averaged a team-best 11.2 points in 2022-23 and shot a combined 44.2% from deep in OSU's 20 wins last year (42-of-95)
- 2020 McDonald's All-American played his freshman season at Kansas.



**2** ERIC DAILEY JR.  
6-8 | Fr. | F | Palmetto, Fla.

G-GS	Min	Reb	Ast	Stl	Blk	Pts
13-12	25.6	6.2	2.5	14	2	9.9

- True freshman forward acts and plays like a veteran... Can do it all, including run the point.
- Came within a rebound of his third double-double vs. Chicago State (Jan. 3), finishing with 12 points and 9 boards.
- Has posted four straight double-figure scoring games.
- Basketball junky who "watches probably more film than any player I've ever coached" per Boynton.
- Grew up in a hoops family. Father (Eric Sr.) played professionally and mother (Shell) has coached at the NCAA and WNBA levels.
- Consensus 4-star, ranked as high as No. 35... Played for the USA at 2023 FIBA U19 World Cup; Won gold at 2022 FIBA U18 Americas.



**4** JARIUS HICKLEN  
6-4 | Gr. | G | Dallas, Texas

G-GS	Min	Reb	Ast	Stl	Blk	Pts
13-1	17.4	1.2	0.6	2	1	5.6

- Sharp-shooter ranks among the NCAA's active leaders with 274 career triples on 39.0% accuracy.
- 19-of-38 (.500) from deep over his last 8 games after a 5-for-20 start to the year... He's connected at least once in 9 straight games.
- Grad transfer tallied over 1,300 career points at Oklahoma Baptist (2019-21) and North Florida (2021-23).
- Averaged 12.5 points last year for UNF. In 2021-22, ranked among the NCAA leaders in 3-pt FG (35th, 2.90) and accuracy (33rd, .401)
- Is pursuing a second masters degree at OSU in interdisciplinary studies. He knocked out his associates degree while still in high school, finished his bachelors in sports management in two years at OBU, and completed his first masters at UNF last spring.



**5** QUION WILLIAMS  
6-5 | So. | G | Jonesboro, Ark.

G-GS	Min	Reb	Ast	Stl	Blk	Pts
13-13	30.5	6.2	2.6	18	3	8.1

- Athletic guard provides defense, rebounding and energy... Can play multiple positions, including the four-spot in small lineups.
- The only Cowboy who has started every game this year; Often tasked with guarding the opposing team's best scorer.
- Scored in double-figures in 4 of the 5 December games (11.2 ppg) while shooting 61.5% from the field (24/39).
- Secured his second double-double and fourth double-figure rebounding game vs. SCSU with a career-high 16 points and 10 boards.
- Tallied a career-high 7 assists vs. Wofford (Dec. 20) and handed out 6 in the win over Houston Christian (Nov. 24).
- One of three Cowboy rotation players back from last year, has taken on a much larger role (30.6 mpg, up from 13.1 in 2022-23).



**12** JAVON SMALL  
6-3 | Jr. | G | South Bend, Ind.

G-GS	Min	Reb	Ast	Stl	Blk	Pts
12-12	31.0	5.1	4.9	11	3	15.2

- Playmaking point guard ranks seventh on the Big 12 leaderboard and 59th nationally in assists (4.9) and has a 2.00 A:TO ratio.
- Averaging 2.33 threes (7th, Big 12) on 43.8% accuracy... Has made multiple threes in 7 straight games...
- Finished with 12 points, 7 rebounds and 3 assists in Wednesday's win over Chicago State.
- Has three 20-point games: 29 vs. Notre Dame (Nov. 17), 24 vs. Creighton (Nov. 30) and 25 at SIU (Dec. 5)... 7 games w/ 5+ assists
- 88.0% free throw shooter sank 28-straight from Nov. 17-Dec. 10 (tied for the ninth longest streak in OSU history),
- ECU transfer averaged 15.8 points and 5.6 assists for the Pirates in 2022-23 but missed the last two months with a leg injury.



**13** CONNOR DOW  
6-6 | Fr. | G | Broken Arrow, Okla.

G-GS	Min	Reb	Ast	Stl	Blk	Pts
12-0	9.6	1.3	0.2	5	1	2.3

- True freshman sniper can get his shot off from just about anywhere due to his 6-6 frame and high basketball IQ.
- Made 3-of-7 threes in the opener vs. ACU (Nov. 6).
- Also connected on 2/5 threes vs. UNO (Nov. 20), 2/4 vs. HCU (Nov. 24) and 1/3 vs. Wofford (Dec. 20).
- Compared by OSU head coach Mike Boynton to former Cowboy Thomas Dziagwa.
- Oklahoma Super 5 pick last year as a high school senior.
- Led Broken Arrow to a 5A runner-up finish.



**14** JAMYRON KELLER  
6-3 | FR. | G | St. Matthews, S.C.

G-GS	Min	Reb	Ast	Stl	Blk	Pts
9-0	14.3	1.9	1.4	1	0	6.3

- Backup point guard can play off the ball, as well... Described as a junk yard dog, blue collar type of player.
- Continues to push for playing time after missing the first four games of the season due to injury.
- 7 points on 3-of-4 shooting in 14 minutes vs. ORU (Dec. 17)... Supplied 8 points in 13 minutes vs. Tulsa (Dec. 10)
- Shooting 57.9% from the field (22-of-38) -- 7-of-17 from three (.412) and 15-of-21 from two (.714).
- 18 points on 7-of-10 shooting (4/7 3pt) in his debut vs. UNO (Nov. 20) and 10 points on 4-of-4 shooting vs. HCU (Nov. 24).
- Texas 5A player of the year scored more than 2,500 career points for Ellison High School.



**21** JUSTIN MCBRIDE  
6-8 | Fr. | F | Plano, Texas

G-GS	Min	Reb	Ast	Stl	Blk	Pts
11-0	8.2	1.5	0.1	2	3	3.5

- Skilled forward with size and athleticism, can score from inside or on the perimeter.
- One of the nation's youngest players (he turned 18 on July 25)... Second-youngest in the Big 12 behind Iowa State's J.T. Rock.
- Shooting 58.6% from the field, including 13-of-18 on 2's (.722).
- Made all three of his attempts in a 6-point effort against Chicago State (Jan. 3).
- Set season-highs for points (8) vs. Sam Houston (Nov. 12) and rebounds (5) vs. Houston Christian (Nov. 24).
- Dallas area standout earned four stars from Rivals and a No. 79 class ranking.



**23** BRANDON GARRISON  
6-11 | Fr. | C | Oklahoma City, Okla.

G-GS	Min	Reb	Ast	Stl	Blk	Pts
13-10	18.5	5.8	1.5	8	24	5.6

- McDonald's All-American freshman took over the starting center job in mid-November and his thrived as a rim protector.
- 9 of his team-best 24 blocks have come in the last 3 vs. WOF (2), SCSU (3) & CSU (4)... No. 3 in Big 12 (55th nationally) in blocks (1.85).
- Per KenPom, ranks among the national leaders in block percentage (21st, 10.2%) and defensive rebounding percentage (43rd, 25.2%).
- Scored a career-high 11 and recorded his first double-double with 10 rebounds vs. SCSU (Dec. 31). Also had 4 assists and 3 blocks.
- Became just the fourth Cowboy freshman to block 6+ shots vs. HCU (Nov. 24) joining Yor Anei, Byron Housron and Leroy Combs.
- Career-high 10 rebounds at SIU (Dec. 5)... Career-high 10 points against Houston Christian (Nov. 24).



**24** ISAIAH MIRANDA  
7-1 | R-Fr. | F/C | Pawtucket, R.I.

G-GS	Min	Reb	Ast	Stl	Blk	Pts
3-0	5.5	2.3	0.0	1	0	2.7

- 7-foot-1 unicorn has a 40-inch vertical and a diverse set of skills but is playing catchup after missing the first 8 games to injuries.
- On a per-40 basis, averaging 19.6 points and 17.1 rebounds.
- Tallied 6 points and 5 rebounds in 10 minutes vs. ORU (Dec. 17).
- Scored his first basket in the second half of the Tulsa game (Dec. 10) when he stole the ball and hustled down the floor for a tip dunk.
- Redshirted last spring at NC State after reclassifying mid way through the year.
- Prior to reclassifying was listed as the 30th-best recruit in his class.



**32** MIKE MARSH  
6-10 | R-Sr. | C | Columbia, S.C.

G-GS	Min	Reb	Ast	Stl	Blk	Pts
12-3	17.2	4.1	1.3	2	5	6.8

- Grad transfer has been a consistent post presence and strong veteran mentor for a young front court... Shooting 58.1%.
- Battled foul trouble vs. SCSU (Dec. 31) and logged just 11 minutes... Had 6 points on 3/3 FG in 14 minutes vs. Wofford (Dec. 20)
- Team-high 14 points vs. HCU (Nov. 24) on 6-of-9 shooting... Posted his first OSU double-double w/ 13 pts, 11 reb vs. UNO (Nov. 20).
- Stalwart in the low post who featured prominently at Jacksonville for the past two seasons.
- Missed most of summer workouts and did not play during OSU's August tour of Spain while recovering from a shoulder injury.
- As a redshirt junior in 2022-23, averaged 10.5 points and 4.9 rebounds in 23.3 minutes while shooting 55.2%.



**51** JOHN-MICHAEL WRIGHT  
6-1 | Gr. | G | Fayetteville, N.C.

G-GS	Min	Reb	Ast	Stl	Blk	Pts
13-5	17.4	1.1	1.2	11	0	6.1

- Veteran combo guard is a vocal leader who can play on or off the ball.
- Ranks among the NCAA's active leaders in points scored at the Division I level (1,931) and has clocked over 4,200 minutes.
- Made his 250th career triple at the NCAA level against HCU (Nov. 24).
- Has 11 steals and has scored in double figures five times.
- Has made 15-of-16 free throws this year (.938) and 60-of-72 (.833) in two seasons at OSU.

# Game Notes

**LAST GAME**

**Chicago State**     **53**

**Oklahoma State**     **72**

Jan. 3, 2024 | TV: ESPN+  
Stillwater, Okla. (GIA)

	1st	2nd	Score
Chicago State	25	28	- 53
Oklahoma State	43	29	- 72

- **Bryce Thompson** scored 13 points and **Eric Dailey Jr.** and **Javon Small** added 12 apiece to lead OSU to its fifth straight victory.
- The Cowboy defense set the tone, holding the Chicago State to 29.0% from the field.
- CSU's **Wesley Cardet**, the NCAA leader in points coming in, managed just five on 2-of-11 shooting.
- The Cowboys shot 48.1% and held a 43-31 advantage on the boards.
- Dailey grabbed nine rebounds and **Brandon Garrison** added four blocks to his growing total.
- The Cowboys forced 13 straight Cougar misses during an early 15-0 run that pushed their lead to 24-6 with just over 12:00 remaining in the first half.
- **Quion Williams** delivered a pair of highlight reel dunks during that stretch, including a one-hand alley-oop from Dailey.
- OSU scored the first seven points of the second half to build its largest lead of the night (50-25) with 17:00 to play.

### CHICAGO STATE (7-14)

##	Name	Pts	FG	3pt	FT	TR	PF	A	TO	B	S	MP
01	Wesley Cardet*	5	2-11	1-2	0-0	2	1	3	3	0	0	29
12	Brent Davis*	0	0-4	0-1	0-0	1	3	0	0	0	1	17
15	Noble Crawford*	8	4-9	0-3	0-0	5	1	0	0	0	2	26
22	Cameron Jernigan*	2	0-4	0-0	2-2	3	1	0	0	0	0	13
24	Jahsean Corbett*	20	7-15	2-4	4-4	7	1	0	4	0	3	35
00	Greg Spate	4	1-3	1-2	1-2	2	0	1	0	0	0	9
02	Deshawn Jean-Charles	4	1-2	1-1	1-2	1	2	0	1	0	0	14
10	A.J. Neal	6	1-6	0-2	4-4	2	2	0	0	1	0	19
13	Tristan Arneaud	2	1-4	0-2	0-0	2	0	1	1	0	1	20
14	Alex Raiford	0	0-0	0-0	0-0	0	0	0	0	0	0	3
23	Teshaundre Cole	2	1-4	0-0	0-2	3	2	0	0	0	0	15
TEAM						3	0	0	0	0	0	
TOTALS		53	18-62	5-17	12-16	31	13	5	9	1	7	

	FG	%	3Pt	%	FT	%
1st Half	9-34	26%	4-10	40%	3-3	100%
2nd Half	9-28	32%	1-7	14%	9-13	69%
Game	18-62	29.0%	5-17	29.4%	12-16	75.0%

### OKLAHOMA STATE (8-5)

##	Name	Pts	FG	3pt	FT	TR	PF	A	TO	B	S	MP
01	Bryce Thompson*	13	4-11	2-7	3-3	2	1	0	2	0	0	33
02	Eric Dailey Jr.*	12	4-8	1-3	3-4	9	3	3	1	1	2	29
05	Quion Williams*	7	3-5	1-2	0-0	5	1	2	5	1	1	29
12	Javon Small*	12	4-10	2-6	2-2	7	1	3	1	0	1	30
23	Brandon Garrison*	6	2-2	0-0	2-2	5	3	1	2	4	1	19
04	Jarius Hicklen	3	1-3	1-2	0-0	0	2	0	0	0	0	11
13	Connor Dow	0	0-1	0-1	0-0	1	0	0	0	0	0	5
14	Jamyrion Keller	2	1-3	0-1	0-0	3	0	1	1	0	0	11
15	Carson Sager	0	0-1	0-0	0-2	1	1	0	0	0	0	1
21	Justin McBride	6	3-3	0-0	0-0	2	0	0	0	0	0	5
32	Mike Marsh	4	2-3	0-0	0-0	1	0	0	1	0	0	12
35	Weston Church	2	1-2	0-1	0-0	0	0	0	0	0	0	1
51	John-Michael Wright	5	1-2	1-2	2-2	2	0	2	0	0	0	14
TEAM						5	0	2				
TOTALS		72	26-54	8-25	12-15	43	12	12	15	6	5	

	FG	%	3Pt	%	FT	%
1st Half	15-26	58%	6-12	50%	7-7	100%
2nd Half	11-28	39%	2-13	15%	5-8	63%
Game	26-54	48.1%	8-25	32.0%	12-15	80.0%

Officials: Marques Pettigrew, Brooks Wells, Owen Shortt  
 Attendance: 5,142 | OSU led for 38:27. CSU led for 0:41  
 Times tied: 1 | Lead Changes: 1 | Largest Lead: OSU by 25, CSU by 2  
 Start time: 6:01 p.m. CT | Duration: 1:56 | Technical Fouls: OSU, Garrison

	Points	Paint	Off TO	2nd Ch	F Brk	Bench	Pts/Pos
Chicago St.	24	15	6	4	18	0.80	
OSU	32	8	10	19	22	1.09	

### OSU vs. Nationally-Ranked Opponents:

- OSU notched **three** wins over AP top-25 opponents last season: No. 12 Iowa State and No. 15 TCU at home and No. 11 Iowa State in Ames.
- Head coach **Mike Boynton Jr.** has posted **23** wins over nationally-ranked foes – third most in OSU history behind hall of famers **Eddie Sutton** (49) and **Henry Iba** (27). **12** of his victories have come inside Gallagher-Iba Arena.
- All-time OSU is **76-81** on its home floor against nationally-ranked teams.

### Winning Ways:

- OSU has won a season-best **five straight** games.
- A victory on Saturday would match the program's longest streak since a 6-0 start to the 2020-21 season.
- During this five-game run, the Cowboys have trailed for a combined total of **6:03** -- all in the early minutes of the first half. They've led by at least 13 points in each contest.
- During this streak, OSU has held **four** of its five foes under 40% from the field. Chicago State's 29.0% performance on Wednesday marked the **eighth** time in the Boynton Era that the Cowboys have held an opponent under than 30% mark.
- During their five-game winning streak, the Cowboys have knocked down **11.6** per game on **43.0%** accuracy. **Bryce Thompson** (16/32, .432), **Jarius Hicklen** (10/18, .556) and **Javon Small** (12/26, .462) have been the main catalysts.

### Making a Splash from Three:

- OSU is on track to set a school record for three-point field goals. The Cowboys' **9.8** triples per game is well ahead of the pace set by the 2008-09 squad (9.3).
- **Jarius Hicklen** has connected at least once from deep in each of his last **nine** games.
- **Javon Small** has hit multiple triples in **seven** straight contests. That's the longest such streak by a Cowboy since **Cade Cunningham**, who had his own seven-game streak during the 2020-21 season. **Thomas Dziagwa** was the last to go beyond seven. His nine-game streak covered the last eight games of the 2018-19 season plus the 2019-20 opener.
- OSU tied a program record with **17** treys during its Nov. 12 win over Sam Houston.
- The Cowboys have hit double-digit triples in **six** different games this year, matching their total from all of last season.

### Boynton Era // 3-Point Shooting

	Avg.	Pct	Games w/ 10+
2017-18*	8.2	.348	13
2018-19	8.8	.372	13
2019-20	5.9	.315	3
2020-21	6.3	.332	3
2021-22	5.4	.295	0
2022-23	6.8	.314	6
2023-24	9.8	.375	6

\*Prior to the 2019-20 season the 3-Point line was moved from 20'9" to 22-1 3/4"

### Also Trending:

- This is the Cowboys' first Saturday game. They've played at least once on every other day of the week.

- OSU is 8-0 this year when leading at the half but 0-5 when tied or trailing.
- Going back to last year, OSU has held **22** straight opponents under 80 points.
- Over the last two seasons, OSU is **26-4** when out-shooting its opponent.

### Helping Hands:

- OSU has topped the 20-assist mark **five** times this year, matching its combined total from the last three seasons.
- **16.7** assists would be OSU's highest season average since the 2005 Sweet 16 team (16.8).
- The Cowboys have logged assists on **61.0%** of their baskets (25th nationally) and held opponents to a **39.6%** assist rate (9th). They're one of just three teams (along with Stanford and Colorado) that rank among the top-25 in both categories.
- OSU has held **10** of its 13 opponents to negative assist-to-turnover ratios (**0.73** season average).

### OSU 20-Assist Games

Date	Opponent	Ast	FG	Ast%
Nov. 20	New Orleans	21	36	58.3%
Nov. 24	Houston Christian	24	34	70.6%
Dec. 17	Oral Roberts	24	31	77.4%
Dec. 20	Wofford	21	28	75.0%
Dec. 31	S. Carolina St.	21	30	70.0%

### Stacking Blocks:

- Rim protection has been a point of pride under seventh-year head coach **Mike Boynton Jr.** whose teams led the Big 12 in blocks per game in each of the three previous seasons. His Cowboys have blocked **512** shots since the start of the 2020-21 season (**15th**-most nationally).

### Winning Ways:

- In their **eighth** wins, the Cowboys have averaged **82.5** points, **19.6** assists and **12.1** threes per game. They've made half of their shots (**.500**), including 42.2% from deep.
- In their **five** losses, the Cowboys have shot just **40.0%** and made half as many threes (**6.2**) on **27.9%** accuracy. Opponents have hit **45.7%**, including **37.5%** of their threes.

### OSU in Wins vs. Losses

School	OSU Wins	OSU Losses
Points For	82.5	64.0
Field Goal %	.500	.400
3-Point FGM	12.1	6.2
3-Point %	.422	.279
Assists	19.6	12.0
Rebound Margin	+8.4	+2.2
Opponent FG%	.382	.457
Opponent 3-Point FGM	5.4	7.2
Opponent 3-Point %	.297	.375
Opponent Assists	7.5	12.4

### All-a-Board:

- OSU ranks among the top-30 in defensive rebounding percentage, snapping up over three-quarters of opponent misses (**75.6%**).
- OSU has taken a committee approach with five players averaging at least 4.0 boards per game.
- **Five** different Cowboys have posted a double-double this year: **Quion Williams** (x2), **Eric Dailey Jr.** (x2), **Brandon Garrison**, **Mike Marsh** and **Javon Small**.

# Game Notes

## OSU ALL-TIME VS. BAYLOR

**Overall:** 57-36 (Lost 3) • **Home:** 26-13 (Lost 8) • **Away:** 19-22 (Lost 1) • **Neutral:** 12-1 • **Boynton Era:** 3-10 • **vs. Drew:** 18-24

Boynton Era:	Location (Venue) - AP Rank (OSU-Opp)	W/L	Score	OSU Coach	Scoring Leader	BU Coach	Scoring Leader
01/15/2018	* Waco, Texas (Ferrell Center)	- - L	60-76	Mike Boynton Jr.	16 -- Cameron McGriff	Scott Drew	30 -- Manu Lecomte
02/06/2018	* Stillwater (GIA)	- - L	56-67	Mike Boynton Jr.	15 -- Kendall Smith	Scott Drew	18 -- Manu Lecomte
1/14/2019	* Stillwater (GIA)	- - L	69-73	Mike Boynton Jr.	18 -- Curtis Jones	Scott Drew	29 -- King McClure
3/6/2019	* Waco, Texas (Ferrell Center)	- - W	67-64	Mike Boynton Jr.	23 -- Isaac Likekele	Scott Drew	19 -- Makai Mason
1/18/2020	* Stillwater (GIA)	- 2 L	68-75	Mike Boynton Jr.	16 -- Isaac Likekele	Scott Drew	17 -- Freddie Gillespie
2/8/2020	* Waco, Texas (Ferrell Center)	- 1 L	70-78	Mike Boynton Jr.	16 -- Lindy Waters III	Scott Drew	24 -- Macio Teague
1/23/2021	* Stillwater (GIA)	- 2 L	66-81	Mike Boynton Jr.	21 -- Kalib Boone	Scott Drew	22 -- Jared Butler
3/4/2021	* Waco, Texas (Ferrell Center)	17 3 L	70-81	Mike Boynton Jr.	24 -- Cade Cunningham	Scott Drew	22 -- Jared Butler
3/21/2021	c Kansas City, Mo. (T-Mobile Center)	12 2 W	83-74	Mike Boynton Jr.	25 -- Cade Cunningham	Scott Drew	17 -- Macio Teague
1/15/2022	* Waco, Texas (Ferrell Center)	- 1 W	61-54	Mike Boynton Jr.	19 -- Bryce Thompson	Scott Drew	18 -- L.J. Cryer
2/21/2022	* Stillwater (GIA)	- 7 L	64-66 ot	Mike Boynton Jr.	15 -- Bryce Thompson	Scott Drew	29 -- Adam Flagler
1/14/2023	* Waco, Texas (Ferrell Center)	- - L	58-74	Mike Boynton Jr.	14 -- Caleb Asberry	Scott Drew	16 -- L.J. Cryer
2/27/2023	* Stillwater (GIA)	- 7 L	68-74	Mike Boynton Jr.	17 -- John-Michael Wright	Scott Drew	15 -- L.J. Cryer
1/6/2024	* Stillwater (GIA)	- 18		Mike Boynton Jr.		Scott Drew	

\* = Big 12 game c = Big 12 tournament

### The Series with Baylor:

- The Cowboys lead the all-time series **57-36** and hold a **27-13** edge in Stillwater.
- Baylor has made up ground in recent years with wins in three straight and 14 of the last 19.
- Baylor has won eight straight visits to Gallagher-Iba Arena. Prior to this run, the Bears were 5-26 in Stillwater (5-22 at GIA).
- After 35 years at the Ferrell Center, Baylor basketball has a new home. 7,500-seat Foster Pavilion made its debut on Tuesday night, though OSU's first visit won't come until the 2024-25 season.
- Baylor is one of four home-only opponents on OSU's 2023-24 Big 12 schedule (along with UCF, TCU and West Virginia). Prior to this year, the Cowboys and Bears had played a home-and-homes in each of the past **27** seasons.
- OSU and Baylor have split **54** Big 12 conference regular season meetings since the league's formation in 1997, but the Cowboys are a perfect **4-0** in Big 12 tournament matchups.

### MEMORABLE SERIES MOMENTS:

- Dec. 28, 1945 -- OSU 65, Baylor 46**  
Led by MVP Bob Kurland, the eventual national champion Aggies handed Baylor its first loss of the season in the All-College tournament title game.
- Jan. 22, 2005 -- #5 OSU 82, Baylor 53**  
Joey Graham scored 24 points and OSU picked up its first win on the newly-renamed Eddie Sutton Court.
- Mar. 3, 2007 -- Baylor 86, OSU 82**  
OSU fell in Waco, despite James On Curry's 40 points on 7-of-10 three point shooting
- Feb. 20, 2010 -- OSU 82, #22 Baylor 75**  
James Anderson scored 31 points and grabbed 12 rebounds.

- Mar. 15, 2013 -- #14 OSU 74, Baylor 72**  
Phil Forte hit two free throws with 2.9 seconds left to send OSU to the Big 12 semifinals.
- Feb. 6, 2013 -- #22 OSU 69, Baylor 67 (OT)**  
Michael Cobbins blocked a Baylor shot and Markel Brown raced the length of the floor for a game-winning lay-in with 0.2 second remaining.
- Mar. 21, 2022 -- #12 OSU 83, #2 Baylor 74**  
All-American Cade Cunningham scored 25 to send OSU into the Big 12 final for the first time in 17 years. It was the final loss that season for the eventual national champion Bears.
- Jan. 15, 2022 - OSU 61, #1 Baylor 54**  
Playing its third road game in five days, OSU stunned Baylor behind 19 points from Bryce Thompson. It was the program's first-ever road win over a No. 1-ranked team.

### Scouting the Bears:

- Baylor has played in each of the last 11 postseasons under coach **Scott Drew**, highlighted by the program's first national title in 2021.
- The Bears lost four starters, including a trio of All-Big 12 performers from a team that finished 23-11 (11-7) and reached the second round of the NCAA tournament as a No. 3 seed. **Adam Flagler** (1st Team) and **Keyonte George** (2nd Team, drafted No. 16 by Utah) joined the professional ranks and **LJ Cryer** (3rd) transferred to Houston.
- Picked fourth in the Big 12 preseason poll, the Bears are out to an 11-2 start with a mixture of transfers and high-profile freshmen. They're ranked 18th in both major polls, helped by a season-opening win over current No. 25 Auburn in Sioux Falls. Both losses came on neutral floors to Michigan State and current No. 14 Duke.
- The Bears lead the nation in 3-point percentage (.448) and also rank high in field goal percentage

- (2<sup>nd</sup>, .526), scoring margin (5<sup>th</sup>, +19.8) and scoring offense (8<sup>th</sup>, 89.2). They've outrebounded foes by an average of 7.7 per game (32<sup>nd</sup>).
- Ten different Bears have attempted a three this year. Nine are shooting at 40% clip or higher.
- 6-5 guard **Ja'Kobe Walter** - a consensus five-star recruit and the Big 12's preseason freshman of the year - has knocked down 31-of-75 (.413) and leads group of five double-digit scorers at 15.9 points per game.
- Baylor's backcourt got a boost from the transfer portal with Toledo's **RayJ Dennis** (13.9 ppg) and VCU's **Jayden Nunn** (10.4). Dennis - the 2023 MAC Player of the Year - ranks among the top-15 nationally in assists (6.2).
- 6-7 forward **Jalen Bridges** (9.7 ppg) is the Bears' lone returning starters and an honorable mention preseason All-Big 12 pick.
- Freshman center **Yves Missi** (10.7 ppg, team-best 6.4 rpg), was a five-star 2024 recruit before reclassifying.

### Matchup Mashup:

- Mike Boynton Jr.** is **0-6** against Baylor in Stillwater, compared to **30-17** against the rest of the league. He's posted multiple home victories over each of the other eight legacy members.
- Two** of Boynton's **23** top-25 victories have come at the expense of Baylor, most recently on Jan. 15, 2022 when the Cowboys upset the No. 1-ranked Bears in Waco, 61-54. The other came in the semifinal round of the 2021 Big 12 tournament over a Baylor team ranked No. 2 in the nation.
- OSU's **Jarius Hicklen** played for former **Scott Drew** disciple **Matthew Driscoll** last year at North Florida.

## CURRENT COWBOYS VS. BAYLOR (OSU Career Totals Only)

Player	Years	G	GS	MIN	FGM	FGA	FG%	3PM	3PA	3P%	FTM	FTA	FT%	OR	DR	TR	RPG	PF	AST	TO	BLK	STL	PTS	PPG
Bryce Thompson	2021-Pr.	4	4	107	21	48	.438	5	18	.278	5	5	1.000	1	6	7	1.8	13	5	5	1	2	52	13.0
John-Michael Wright	2022-Pr.	2	2	54	6	20	.300	4	16	.250	1	2	.500	2	3	5	2.5	4	4	0	0	1	17	8.5
Quion Williams	2022-Pr.	2	0	46	7	12	.583	3	6	.500	0	0	---	4	3	7	3.5	2	5	5	1	0	17	8.5

# Last 3 Meetings

<b>LAST SEASON</b>	<b>#7 Baylor</b>	<b>74</b>
	<b>Oklahoma State</b>	<b>68</b>
Feb. 27, 2023 Stillwater, Okla. (GIA)		

	1st	2nd	Score
<b>Baylor</b>	41	33	- <b>74</b>
Oklahoma State	30	38	- 68

- With scoring leader **Keyonte George** out due to injury, **LJ Cryer** and **Dale Bonner** picked up the slack for Baylor with 15 points each.
- John-Michael Wright** scored 17 and **Quion Williams** added a then-career high 12 for the Cowboys, who used a 15-2 run to cut a 20-point lead down to as little as four with less than a minute to go.
- Baylor responded with five free throw makes to close out the win.
- Baylor led 41-30 at halftime after shooting 56% in the opening half, including 8-of-16 from deep.
- The Cowboys outrebounded the Bears 40-32 and enjoyed a 34-18 advantage in points in the paint but were outscored 17-5 at the free throw line.

### BAYLOR

##	Name	Pts	FG	3pt	FT	TR	PF	A	TO	B	S	MP
04	Cryer,LJ*	15	5-15	3-10	2-2	3	3	2	2	0	0	40
11	Bridges,Jalen*	14	5-10	3-8	1-2	4	5	1	2	0	0	35
10	Flagler,Adam*	13	4-10	3-7	2-2	5	0	6	1	0	2	37
00	Thamba,Flo*	8	3-7	0-0	2-3	8	5	0	1	0	0	20
13	Love,Langston*	0	0-1	0-1	0-0	1	0	0	0	0	0	7
03	Bonner,Dale	15	4-7	2-3	5-6	0	1	4	2	0	2	32
23	Tchamwa,Jonathan	9	2-4	0-1	5-5	2	1	0	0	0	1	21
33	Lohner,Caleb	0	0-1	0-1	0-0	2	1	0	2	0	1	8
TM	TEAM	0	0-0	0-0	0-0	7	0	0	1	0	0	0
Totals		74	23-55	11-31	17-20	32	16	13	11	0	6	

	FG	%	3Pt	%	FT	%
1st Half	15-27	55.6%	8-16	50.0%	3-4	75.0%
2nd Half	8-28	28.6%	3-15	20.0%	14-16	87.5%
<b>Game</b>	<b>23-55</b>	<b>41.8%</b>	<b>11-31</b>	<b>35.5%</b>	<b>17-20</b>	<b>85.0%</b>


### OKLAHOMA STATE

##	Name	Pts	FG	3pt	FT	TR	PF	A	TO	B	S	MP
51	Wright, John-Michael*	17	6-15	4-11	1-2	5	0	3	0	0	1	35
05	Asberry, Caleb*	12	4-12	2-10	2-2	4	4	5	2	0	1	31
01	Thompson, Bryce*	9	4-8	1-3	0-0	1	5	1	1	0	0	23
22	Boone, Kalib*	6	3-10	0-0	0-0	5	1	1	1	0	1	19
04	Newton, Woody*	2	1-4	0-3	0-0	0	2	0	1	0	1	11
13	Williams, Quion	12	5-8	2-3	0-0	6	1	2	3	0	0	29
33	Cisse, Moussa	6	2-5	0-0	2-3	8	3	0	1	1	0	23
23	Smith, Tyreek	4	2-3	0-0	0-2	6	0	0	1	1	0	16
02	Harris Jr., Chris	0	0-3	0-2	0-0	3	1	1	0	0	0	13
05	Turner, Jordan	0	0-0	0-0	0-0	2	0	0	0	0	0	0
TM	TEAM	0	0-0	0-0	0-0	2	0	0	0	0	0	0
Totals		68	27-68	9-32	5-9	40	17	13	10	2	4	

	FG	%	3Pt	%	FT	%
1st Half	12-34	35.3%	4-18	22.2%	2-4	50.0%
2nd Half	15-34	44.1%	5-14	35.7%	3-5	60.0%
<b>Game</b>	<b>27-68</b>	<b>39.7%</b>	<b>9-32</b>	<b>28.1%</b>	<b>5-9</b>	<b>55.6%</b>

Officials: John Higgins, Gerry Pollard, Patrick Adams  
 Attendance: 7,965 | Baylor led for 39:10  
 Times tied: 0 Lead Changes: 0 | Largest Lead: BU by 19 (5:06 2h)  
 Start time: 8 p.m. CT Duration: 2:12

Points	Paint	Off TO	2nd Ch	F Brk	Bench	Pts/Pos
Baylor	18	11	15	8	24	1.19
OSU	34	9	10	11	22	1.10

<b>LAST SEASON</b>	<b>Oklahoma State</b>	<b>58</b>
	<b>Baylor</b>	<b>74</b>
Jan. 14, 2023 Waco, Texas (Ferrell Center)		

	1st	2nd	Score
Oklahoma State	23	35	- 58
<b>Baylor</b>	<b>39</b>	<b>35</b>	<b>- 74</b>

- It was a lights out performance for Baylor – both literally and figuratively. The Bears made 8-of-15 threes in the first half to build a 39-23 lead and upped the margin to as many as 28 midway through the second half – around the time that a power failure halted play for more than 15 minutes.
- LJ Cryer** scored 16 points with four 3-pointers for the Bears, who scored the game's first 13 points and never trailed.
- Caleb Asberry** had 14 for the Cowboys, who used a 13-1 run to trim the deficit to 17-15 but were outscored 22-8 over the remainder of the period.

### OKLAHOMA STATE

##	Name	Pts	FG	3pt	FT	TR	PF	A	TO	B	S	MP
00	Anderson III, Avery*	11	5-12	0-3	1-3	2	1	3	1	0	0	30
01	Thompson, Bryce*	9	4-10	1-4	0-0	1	2	0	2	0	0	21
22	Boone, Kalib*	8	3-4	0-0	2-3	3	4	0	1	1	0	18
23	Smith, Tyreek*	4	2-4	0-0	0-0	5	2	1	1	1	0	28
51	Wright, John-Michael*	0	0-5	0-0	0-0	4	1	0	0	0	0	19
05	Asberry, Caleb	14	5-12	4-11	0-0	7	1	2	0	2	1	33
04	Newton, Woody	7	2-7	1-5	2-2	6	3	1	1	1	1	19
13	Williams, Quion	5	2-4	1-3	0-0	1	1	3	2	1	0	17
02	Harris Jr., Chris	0	0-2	0-2	0-0	2	1	1	2	0	0	13
25	Kouma, Bernard	0	0-0	0-0	0-0	0	0	0	0	0	0	2
TM	TEAM	0	0-0	0-0	0-0	3	0	0	0	0	0	0
Totals		58	23-60	7-33	5-8	30	19	12	10	6	2	

	FG	%	3Pt	%	FT	%
1st Half	10-31	32.3%	3-20	15.0%	0-2	0.0%
2nd Half	13-29	44.8%	4-13	30.8%	5-6	83.3%
<b>Game</b>	<b>23-60</b>	<b>38.3%</b>	<b>7-33</b>	<b>21.2%</b>	<b>5-8</b>	<b>62.5%</b>

### BAYLOR

##	Name	Pts	FG	3pt	FT	TR	PF	A	TO	B	S	MP
04	Cryer,LJ*	16	6-9	4-5	0-0	2	0	2	1	0	0	35
11	Bridges,Jalen*	12	5-7	1-3	1-2	8	2	1	1	1	0	25
00	Thamba,Flo*	12	3-7	0-0	6-6	4	2	1	2	0	1	22
10	Flagler,Adam*	11	2-5	2-4	5-6	1	2	8	3	0	1	33
01	George,Keyonte*	8	2-8	2-5	2-5	8	1	5	0	0	0	30
33	Ojarianwuna,Josh	7	3-6	0-0	1-2	3	3	0	1	0	0	17
33	Lohner,Caleb	6	3-4	0-1	0-1	6	2	1	1	0	0	15
13	Love,Langston	2	1-6	0-4	0-0	2	2	0	1	0	0	17
03	Bonner,Dale	0	0-1	0-1	0-0	0	0	0	0	0	0	3
02	Younkin,Jake	0	0-1	0-1	0-0	0	0	0	0	0	0	1
05	Turner, Jordan	0	0-0	0-0	0-0	1	0	0	0	0	0	1
32	Loveday,Zach	0	0-0	0-0	0-0	0	0	0	0	0	0	1
TM	TEAM	0	0-0	0-0	0-0	6	0	0	1	0	0	0
Totals		74	25-54	9-24	15-22	41	14	18	11	1	2	

	FG	%	3Pt	%	FT	%
1st Half	11-25	44.0%	8-15	53.3%	9-10	90.0%
2nd Half	14-29	48.3%	1-9	11.1%	6-12	50.0%
<b>Game</b>	<b>25-54</b>	<b>46.3%</b>	<b>9-24</b>	<b>37.5%</b>	<b>15-22</b>	<b>68.2%</b>

Officials: Keith Kimble, Bret Smith, Jabir Walker  
 Attendance: 9,616 | Baylor led for 39:43  
 Times tied: 0 Lead Changes: 0 | Largest Lead: BU by 28 (9:49 2h)  
 Start time: 5 p.m. CT Duration: 2:27

Points	Paint	Off TO	2nd Ch	F Brk	Bench	Pts/Pos
OSU	24	8	16	9	26	0.88
Baylor	26	8	11	9	15	1.12

<b>2021-22</b>	<b>#7 Baylor</b>	<b>66</b> of
	<b>Oklahoma State</b>	<b>64</b>
Feb. 21, 2022 Stillwater, Okla. (GIA)		

	1st	2nd	OT	Score
<b>Baylor</b>	29	31	6	<b>66</b>
Oklahoma State	36	24	4	64

- Adam Flagler** scored a career-high 29 points and **James Akinjo** sank a pull-up jumper with 14 seconds remaining in overtime to lift Baylor.
- Flagler made 11-of-20 field goals, including 7-of-13 threes. He also drew two charges in overtime.
- Bryce Thompson** scored 15 points and **Moussa Cisse** added 12 points, 10 rebounds and five blocks for the Cowboys who had upset then-No. 1 Baylor the previous month in Waco but narrowly missed out on a chance to do it again.
- Isaac Likekele** missed a 3-pointer at the buzzer that would have won it.
- OSU made 15 of its last 21 field goal attempts of the first half, capped by Cisse's alley-oop dunk from Thompson, to go into the locker room with a 36-29 lead.
- Likekele, who joined OSU's 1,000-point club earlier in the day, hit an apparent game-winner with less than a second to play in regulation, but his circus shot from behind the basket was waived off due to a shot clock violation.
- It was one of six overtime games for the 2021-22 Cowboys. They were 2-4 (1-3 Big 12).

### BAYLOR

##	Name	Pts	FG	3pt	FT	TR	PF	A	TO	B	S	MP
10	Flagler,Adam*	29	11-20	7-13	0-0	4	2	2	1	0	3	41
24	Mayer,Matthew*	12	4-11	1-4	3-3	6	1	1	1	1	1	25
00	Thamba,Flo*	8	3-10	0-0	2-3	7	4	0	1	1	0	32
11	Akinjo,James*	6	2-9	0-3	2-2	0	4	3	0	4	0	39
02	Brown,Kendall*	3	1-4	1-3	0-0	5	1	1	2	0	0	33
01	Sochan,Jeremy	6	3-11	0-4	0-0	7	4	3	1	0	1	37
03	Bonner,Dale	2	1-3	0-2	0-0	0	1	1	0	0	0	14
05	Turner, Jordan	0	0-0	0-0	0-0	0	0	0	0	0	0	4
TM	TEAM	0	0-0	0-0	0-0	6	0	0	3	0	0	0
Totals		66	25-68	9-29	7-8	37	13	12	12	2	9	

	FG	%	3Pt	%	FT	%
1st Half	12-31	38.7%	4-14	28.6%	1-1	100%
2nd Half	10-30	33.3%	5-13	38.5%	6-6	100%
Overtime	3-7	42.9%	0-2	0.0%	0-1	0.0%
<b>Game</b>	<b>25-68</b>	<b>36.8%</b>	<b>9-29</b>	<b>31.0%</b>	<b>7-8</b>	<b>87.5%</b>

### OKLAHOMA STATE

##	Name	Pts	FG	3pt	FT	TR	PF	A	TO	B	S	MP
01	Thompson, Bryce*	15	6-15	2-7	1-1	3	2	3	1	1	0	39
13	Likekele, Isaac*	12	6-12	0-1	0-0	7	2	2	2</			

# Game Notes

## NET RANKINGS

### OKLAHOMA STATE TEAM SHEET (As of Jan. 5)

Quadrant 1		0-1	
H: 1-30 • N: 1-50 • A: 1-75			
Nov. 30	Creighton	13	L 65-79
Jan. 6	Baylor	16	-
Jan. 9	@Texas Tech	52	-
Jan. 13	@Iowa St.	8	-
Jan. 16	Kansas	11	-
Jan. 30	@Kansas	11	-
Feb. 6	@Houston	1	-
Feb. 10	@Oklahoma	28	-
Feb. 17	BYU	2	-
Feb. 21	@Cincinnati	37	-
Feb. 24	Oklahoma	28	-
Mar. 2	@Texas	53	-
Mar. 9	@BYU	2	-

Quadrant 2		0-2	
H: 31-75 • N: 51-100 • A: 76-135			
Nov. 16	vs. St. Bonaventure	55	L 64-66
Dec. 5	@Southern Illinois	89	L 68-70
Jan. 20	@Kansas St.	94	-
Jan. 23	TCU	42	-
Feb. 28	UCF	69	-
Mar. 5	Texas Tech	52	-

Quadrant 3		1-1	
H: 76-160 • N: 101-200 • A: 136-240			
Nov. 17	vs. Notre Dame	182	ot L 64-66
Dec. 10	Tulsa	180	W, 72-57
Feb. 3	Kansas St.	94	-

Quadrant 4		7-1	
H: 161-362 • N: 201-362 • A: 241-362			
Nov. 6	Abilene Christian	240	L 59-64
Nov. 12	Sam Houston	241	W 85-70
Nov. 20	New Orleans	317	W 96-68
Nov. 24	Houston Christian	355	W 92-65
Dec. 17	Oral Roberts	179	W, 81-60
Dec. 20	Wofford	175	W, 76-70
Dec. 31	South Carolina St.	329	W, 86-70
Jan. 3	Chicago St.	299	W, 72-53
Jan. 27	West Virginia	165	-

### BIG 12 IN THE NET RANKINGS (As of Jan. 5)

NET	Team	W-L	NET SOS
1	Houston	13-0	136
2	BYU	12-1	256
8	Iowa St.	11-2	321
11	Kansas	11-1	45
16	Baylor	10-2	95
28	Oklahoma	12-1	292
37	Cincinnati	11-2	300
42	TCU	11-2	295
52	Texas Tech	11-2	297
53	Texas	11-2	264
69	UCF	9-3	331
94	Kansas St.	10-3	234
125	Oklahoma St.	8-5	317
165	West Virginia	5-8	149

### A Cowboy win would...

- Give them their longest winning streak (6) since a 6-0 start to the 2020-21 season.
- Be their eighth in the last 10 games on the heels of a 1-3 start.
- Make them 1-0 in Big 12 play for the first time since the 2015-16 season when they opened with a 69-48 home win over TCU.
- Up their home record to 8-2 with five consecutive victories.
- Be their first against Baylor at GIA since Jan. 27, 2015, snapping an eight-game losing streak.
- Up their all-time series lead over the Bears to 58-36 (27-13 in Stillwater).
- Be Boynton's 24th over an AP ranked opponent.

### Up Next: Texas Tech

Tuesday, Jan. 9 | 7 p.m. CT | ESPN+

- The Cowboys play each of their next two games on the road at Texas Tech (Tuesday) and Iowa State (Saturday).
- The Red Raiders are in their first year under **Grant McCasland**, a former Baylor assistant who spent the past six years at North Texas. McCasland's Mean Green defeated OSU at GIA during their run to the 2023 NIT title.
- Picked eighth in the Big 12 preseason poll, Texas Tech (11-2) takes a six-game winning streak into Saturday's opener at Texas.
- OSU has won three straight and six of the last seven series meetings.
- The Cowboys swept last year's home-and-home by identical 71-68 scores. **Caleb Asberry** hit seven threes to lead the Cowboys to a road victory in the regular season finale. In Stillwater, **Bryce Thompson** scored 21 points and **John-Michael Wright** converted a game-winning three-point play with 0.4 seconds left.

### Another Big Year for the Big 12

- The Big 12 (KenPom's highest-rated conference in eight of the last 10 seasons) is No. 1 again in 2023-24.
- The Cowboys ample opportunity to prove themselves NCAA tournament worthy with 12 of the 18 league games, including Saturday's matchup with Baylor, currently falling into Quadrant I territory.

### Doing it with Defense:

- The Jan. 3 win over Chicago State marked the **102nd** time under seventh-year head coach **Mike Boynton Jr.** that the Cowboys have held their opponent under **40%** from the field.
- OSU is one of eight programs that have done it 100+ times in that span.
- OSU is **80-22** in those games and a perfect **6-0** this year.

### Since 2017-18 // Most Opponents Under 40% FG

School	Games <40%		
1. Houston	144	223	64.6%
2. UC-Irvine	119	206	57.8%
3. Tennessee	115	214	53.7%
4. San Diego St.	112	212	52.8%
5. Virginia	109	209	52.2%
6. Michigan St.	105	217	48.4%
7. Texas Tech	104	217	47.9%
<b>8. Oklahoma St.</b>	<b>102</b>	<b>209</b>	<b>48.8%</b>

Through 1/4/2024

## OSU'S RECORD...

	'23-24	Boynton	Streak
Overall	7-5	114-94	W4
Non-Conference (Reg.)	7-5	57-26	W4
Big 12 Reg. Season	-	47-61	W1
Big 12 Tournament	-	5-4	L1
Postseason	-	5-3	L1
Home	6-2	71-35	W3
Away	0-1	26-44	L1
Neutral	1-2	17-15	W1
vs. AP Top 25	0-1	23-42	L3
Shooting 50% or better	3-0	33-4	W3
Shooting <50%	4-5	81-90	W2
Outshooting (or matching) foe	6-1	98-26	W5
Outshot	1-4	16-68	W1
Opponent shoots 50% or better	0-1	3-26	L6
Opponent shoots < 40%	5-0	79-22	W5
Outbounding opponent	5-2	81-32	W3
Outbounded	2-2	36-62	W1
Rebounds Even	0-1	4-6	-
Committing fewer turnovers	4-3	48-43	W2
Committing more turnovers	2-2	58-43	W2
Turnovers even	1-0	8-8	-
Forcing < 10 turnovers	0-1	5-17	L1
Forcing 10-14 turnovers	6-3	52-36	--
Forcing 15-19 turnovers	0-1	42-27	--
Forcing 20+ turnovers	1-0	15-14	W1
Outscoring opp. at FT line	3-1	73-26	W2
Outscored at FT line	5-3	37-62	W2
Free throws even	-	4-6	--
Scoring 80+ points	5-0	48-8	W12
Scoring 90+ points	2-0	11-0	W11+
Scoring 100+ points	-	2-0	W2+
Opponent scores < 50 points	-	8-0	W8+
Opponent scores < 60 points	1-0	37-5	W5
Opponent scores < 70 points	4-3	79-26	W4
Opponent scores < 80 points	7-5	107-64	W4
Opponent scores 80+ points	-	6-30	L6
Opponent scores 90+ points	-	2-5	L1
Opponent scores 100+ points	-	0-2	L2+
One Possession Games (1-3 pts)	0-3	17-19	L3
Margin of 5 points or less	0-4	32-32	L4
Single-digit margins	1-4	59-46	W1
Double-digit margins	6-1	55-47	--
20+ point margins	3-0	23-10	--
Sunday	4-0		
Monday	1-1		
Tuesday	0-1		
Wednesday	1-0		
Thursday	0-2		
Friday	1-1		
Saturday	-		
November	3-4	33-11	L1
December	4-1	20-17	W4
January	-	20-30	W1
February	-	21-27	L5
March	-	20-9	L1
Before Noon	-		
Noon to 6 p.m. Local	5-1		
6-8 p.m. Local	2-1		
After 8 p.m. Local	0-3		



# Head Coach Mike Boynton Jr.



**Mike Boynton Jr.**  
7th year | South Carolina '03

- **"Let's Work!"** More than just a cliché team slogan, this defense-first, blue collar mentality is the foundation for seventh-year head coach **Mike Boynton Jr.**'s program at Oklahoma State.
- The 41-year-old Brooklyn native has guided the program to **five** postseason victories during his tenure along with **three** 20-win campaigns while winning the hearts and minds of the OSU community.
- The 2021 Cowboys finished with a No. 11 ranking and reached the second round of the NCAA tournament, while the 2018 and 2023 squads both advanced to the NIT quarterfinals.
- OSU's Nov. 12, 2023 win over Sam Houston State was Boynton's **108th** and moved him into sole possession of fourth on OSU's career wins list.
- Boynton's **23** wins over nationally-ranked teams are the third-most in OSU history behind Eddie Sutton (49) and Henry Iba (27) and **11** of those victories have come against top-10 foes.
- Boynton's teams have led the Big 12 in blocked shots and finished among the top-20 in KenPom's defensive efficiency rankings in each of the last **three** seasons.
- Known as one of college basketball's good guys, Boynton was a finalist for the 2021 Skip Prosser Man of the Year, given annually to a head coach who exhibits strong moral character. Core values of his program center on **respect, appreciation, accountability and discipline.**
- In his first six seasons as the helm, Boynton has mentored **10** All-Big 12 selections and **22** academic all-conference honorees, including **Cade Cunningham**, who earned consensus First Team All-American, National Freshman of the Year and Big 12 Player of the Year honors during a standout 2020-21 season.

### Cowboys in the Pros:

- Cunningham – drafted No. 1 overall by the Detroit Pistons – is one of three Boynton Era Cowboys who have gone on to play in the NBA, joined by **Cameron McGriff** (Blazers) and **Lindy Waters III** (Thunder).

### On the Recruiting Trail:

- Boynton's tireless work ethic extends to all areas of the Cowboy program but has been most evident on the recruiting trail. Since November, 2019 he's signed **three** five-star and **12** four-star recruits, including Cunningham – the No. 1 recruit in the Class of 2020 and winner of the Naismith Trophy as the nation's best high school player.
- OSU's 2023 class (which has been ranked as high as seventh by national pundits) is Boynton's highest-rated, edging out the 2020 group. The front court trio of **Brandon Garrison** (Rivals No. 30), **Eric Dailey Jr.** (247Sports, No. 33) and **Justin McBride** (Rivals No. 79) all earned four-star grades, while guards **Jamyron Keller** (Rivals No. 134) and **Connor Dow** were three-star prospects. Not included in that ranking was redshirt freshman **Isaiah Miranda**, who ranked as high as 29th in that class before reclassifying.
- Garrison joined current Cowboy senior **Bryce Thompson** and Cunningham as former McDonald's All-Americans have who have gone on to play for Boynton.

### Rivals 2023 Recruiting Class Rankings

School	5-Star	4-Star	3-Star
1. Duke	4	0	0
2. Southern Cal	1	2	0
3. Connecticut	1	4	0
4. Michigan St.	1	3	0
5. Iowa St.	1	3	1
6. Oregon	2	1	0
7. <b>Oklahoma St.</b>	<b>0</b>	<b>3</b>	<b>2</b>
8. Louisville	1	2	0
9. Maryland	0	3	1
10. Memphis	0	4	0

### Boynton's Top-25 Signing Classes

2019 (25th)  
2020 (10th)  
2023 (7th)

### Boynton with USA Basketball:

- Boynton has been active with USA Basketball in each of the last three off seasons, serving as an assistant coach for the United States and the 2023 FIBA U19 World Cup in Hungary and the 2022 FIBA U18 Americas in Tijuana, Mexico. The latter team – which included Dailey and Garrison – won a gold medal. In the summer of 2021, Boynton served as a court coach for the U19 National Team training camp in Fort Worth, Texas.

### Cowboys in the Classroom:

- As a first-generation college graduate, academics are near and dear to Boynton's heart and play an important role within his program. In his first six years, OSU has had **22** Academic All-Big 12 selections, including a school-record **seven** honorees in 2022-23. The Cowboys collectively posted a **3.01** GPA during the 2022-23 academic year to earn the NABC's coveted Academic Team Excellence Award.

## THE BOYNTON FILE

### YEAR-BY-YEAR

Season	Overall	Big 12	Postseason
2017-18	21-15	8-10	2-1, NIT QF
2018-19	12-20	5-13	-
2019-20	18-14	7-11	canceled
2020-21	21-9	11-7	1-1, NCAA 32
2021-22	15-15	8-10	ineligible
2022-23	20-16	8-10	2-1, NIT QF
<b>2023-24</b>	<b>8-5</b>	-	
<b>Totals</b>	<b>115-94</b>	<b>47-61</b>	<b>5-3</b>

### COACHING RESUME

2017-Pr.	Head Coach, Oklahoma State
2016-17	Assistant Coach, Oklahoma State
2013-16	Assistant Coach, Stephen F. Austin
2018-13	Assistant Coach, South Carolina
2007-08	Associated Head Coach, Wofford
2005-07	Assistant Coach, Coastal Carolina
2004-05	Graduate Assistant, Furman

### COACHING HONORS

2021	Jim Phelan National COY finalist
2021	Skip Prosser Man of the Year finalist

### WITH USA BASKETBALL

2023	Assistant Coach / FIBA U19 World Cup
2022	Assistant / FIBA U18 Americas*
2021	Court Coach/ FIBA U19 Training Camp

\*=Gold medalists

### PERSONAL INFO

Birthdate: Jan. 17, 1982  
 Hometown: Brooklyn, New York  
 Wife: Jenny, Children: Ace & Zoe  
 Alma Mater: South Carolina, '03 (African American Studies)

- Four-year letterman (2000-04)
- Ranks among USC career leaders in games (125)
- Made 79 threes on 40.6% accuracy as a senior and led the Gamecocks to an NCAA tournament appearance.

### BOYNTON ERA MILESTONES

#### Nov. 10, 2017 -- Stillwater/GIA

OSU 78, Pepperdine 47  
 Boynton's first win as head coach; First at GIA

#### Dec. 16, 2017 -- Sunrise, Fla.

OSU 71, #19 Florida State 70  
 First win over a nationally-ranked opponent

#### Jan. 6, 2017 -- Stillwater/GIA

OSU 96, Iowa State 87  
 First Big 12 win

#### Mar. 3, 2017 -- Stillwater/GIA

OSU 82, #6 Kansas 64  
 First Big 12 team to sweep Kansas since 2004

#### Mar. 19, 2021 -- Indianapolis

OSU 69, Liberty 62  
 First NCAA tournament win

#### Jan. 15, 2022 -- Waco, Texas

OSU 61, #1 Baylor 54  
 Program's first road win over AP No. 1

#### Feb. 1, 2023 -- Norman, Okla.

OSU 71, Oklahoma 61  
 100th career victory

# National Rankings & Leaderboards

## POLL WATCH

### Associated Press Poll, Dec. 25

Team	Record	Points	Last
1 Purdue (49)	12-1	1,561	1
<b>2 Kansas (5)</b>	<b>12-1</b>	<b>1,497</b>	<b>2</b>
<b>3 Houston (9)</b>	<b>13-0</b>	<b>1,477</b>	<b>3</b>
4 UConn	11-2	1,302	5
5 Tennessee	9-3	1,234	6
6 Kentucky	10-2	1,196	8
7 Marquette	11-3	1,137	10
8 North Carolina	9-3	1,088	9
9 Illinois	10-2	980	11
10 Arizona	10-3	975	4
<b>11 Oklahoma</b>	<b>12-1</b>	<b>898</b>	<b>12</b>
<b>12 BYU</b>	<b>12-1</b>	<b>723</b>	<b>14</b>
13 Colorado State	12-1	694	15
14 Duke	9-3	662	16
15 Memphis	11-2	631	19
16 Clemson	11-1	630	18
17 Florida Atlantic	10-3	603	7
<b>18 Baylor</b>	<b>10-2</b>	<b>589</b>	<b>17</b>
19 James Madison	13-0	469	20
<b>20 Texas</b>	<b>10-2</b>	<b>374</b>	<b>21</b>
21 Wisconsin	9-3	355	23
22 Ole Miss	13-0	329	14
23 Providence	11-2	198	25
24 Gonzaga	9-4	173	13
25 Auburn	10-2	168	NR

Others receiving votes: San Diego St. 113, Creighton 106, Colorado 86, Utah 82, Miami 41, Iowa St. 22, Michigan St. 15, Nevada 13, Texas A&M 13, Ohio St. 8, New Mexico 6, Dayton 5, Grand Canyon 5, South Carolina 4, Mississippi St. 4, Northwestern 3, Villanova 3, Alabama 3.

### USA Today Coaches Poll, Dec. 25

Team	Record	Points	Last
1 Purdue (23)	12-1	789	1
<b>2 Kansas (1)</b>	<b>12-1</b>	<b>758</b>	<b>2</b>
<b>3 Houston (8)</b>	<b>13-0</b>	<b>757</b>	<b>3</b>
4 UConn	11-2	674	5
5 Tennessee	9-3	642	7
6 Kentucky	10-2	594	10
7 Marquette	11-3	580	8
8 Illinois	10-2	527	9
9 North Carolina	9-3	501	11
10 Arizona	10-3	495	4
<b>11 Oklahoma</b>	<b>12-1</b>	<b>426</b>	<b>13</b>
<b>12 BYU</b>	<b>12-1</b>	<b>421</b>	<b>12</b>
13 Duke	9-3	378	15
14 Colorado State	12-1	359	14
15 Memphis	11-2	342	18
16 Clemson	11-1	338	17
17 Florida Atlantic	10-3	273	6
<b>18 Baylor</b>	<b>10-2</b>	<b>265</b>	<b>19</b>
19 Ole Miss	13-0	198	22
20 James Madison	13-0	193	21
21 Wisconsin	9-3	172	23
<b>22 Texas</b>	<b>11-2</b>	<b>167</b>	<b>24</b>
23 Providence	11-2	130	25
24 Auburn	10-2	92	26
25 Gonzaga	9-4	72	16

Others receiving votes: Creighton 45, San Diego State 37, Michigan State 26, Utah 25, Colorado 24, Ohio State 19, Iowa State 19, Nevada 15, TCU 14, Grand Canyon 9, Miami 8, Villanova 5, New Mexico 5, Princeton 2, Nebraska 2, Indiana State 1, Texas A&M 1

## OSU ON THE LEADERBOARDS (as of Jan. 5)

Team Statistics	NCAA	B12	Tot.	Big 12 Leader(s)	NCAA Leader(s)
Three Pointers Per Game (351 ranked)	25	3	9.8	BYU 12.8	BYU 12.8
Three Point Percentage (351 ranked)	38	4	37.5	Baylor 44.8	Baylor 44.8
Assists Per Game (351 ranked)	42	8	16.7	BYU 22.5	BYU 22.5
Three Point Attempts Per Game (351 ranked)	42	2	26.2	BYU 33.8	North Florida 35.8
Rebound Margin (351 ranked)	56	10	6.0	BYU 13.8	BYU 13.8
Effective FG pct (351 ranked)	62	8	0.545	Baylor 0.608	Indiana St. 0.613
Rebounds (Defensive) Per Game (351 ranked)	70	5	27.62	BYU 30.46	UT Martin 32.25
Scoring Defense (351 ranked)	72	10	66.0	Houston 49.4	Houston 49.4
Field Goal Percentage Defense (351 ranked)	84	12	40.9	Houston 34.5	Houston 34.5
Scoring Margin (351 ranked)	94	12	9.4	BYU 28.8	BYU 28.8
Fouls Per Game (351 ranked)	102	8	15.9	Texas Tech 13.5	Creighton 10.6
Rebounds Per Game (351 ranked)	108	9	38.23	BYU 44.38	Florida 45.38
Bench Points per game (351 ranked)	109	7	24.62	BYU 40.54	SFA 40.86
Fastbreak Points (351 ranked)	111	8	12.08	TCU 25.31	TCU 25.31
Field Goal Percentage (351 ranked)	117	8	46.2	Baylor 52.6	Colorado St. 53.0
Assist/Turnover Ratio (351 ranked)	131	10	1.21	BYU 2.31	BYU 2.31
Winning Percentage (350 ranked)	137	13	61.5	Houston 100.0	JMU/UH/Ole Miss 100.0
Turnovers Forced Per Game (351 ranked)	163	10	12.85	Iowa St. 19.23	Bethune-Cookman 19.46
Scoring Offense (351 ranked)	176	13	75.4	BYU 90.4	Alabama 92.8
Three Point Percentage Defense (351 ranked)	182	11	32.8	BYU 25.7	Navy/Umass Lowell 25.2
Blocks Per Game (351 ranked)	195	12	3.3	Texas 5.8	UIC 6.9
Rebounds (Offensive) Per Game (351 ranked)	195	12	10.62	Houston 16.08	Texas A&M 18.69
Steals Per Game (351 ranked)	212	11	6.5	Iowa St. 12.0	Bethune-Cookman 12.8
Turnover Margin (351 ranked)	266	12	-1.0	Houston 9.0	Houston 9.0
Free Throw Percentage (351 ranked)	295	13	66.4	Texas Tech 78.2	Stetson 84.0
Turnovers Per Game (351 ranked)	296	13	13.8	Houston 9.4	Virginia 8.4
Free Throw Attempts Per Game (351 ranked)	297	13	16.2	Iowa St. 25.7	Tulane 29.6
Free Throws Made Per Game (351 ranked)	323	13	10.8	Iowa St. 17.8	Tulane 22.0

Individual Statistics	Player	NCAA	B12	Tot.	Big 12 Leader(s)
Assists Per Game (348 ranked)	Javon Small	47	6	5.1	Dajuan Harris Jr., Kansas 6.9
Free Throw Percentage (338 ranked)	Javon Small	58	3	87.5	Taylor Perry, Kansas St. 93.9
Blocks Per Game (345 ranked)	Brandon Garrison	70	5	1.67	Ibrahima Diallo, UCF 2.25
Blocks (302 ranked)	Brandon Garrison	84	4	20	Ibrahima Diallo, UCF 27
Assists (341 ranked)	Javon Small	111	10	56	Dajuan Harris Jr., Kansas 90
Three Pointers Per Game (349 ranked)	Javon Small	137	7	2.36	LJ Cryer, Houston 3.23
Three Pointers Per Game (349 ranked)	Bryce Thompson	141	8	2.33	LJ Cryer, Houston 3.23
Assist/Turnover Ratio (350 ranked)	Javon Small	156	13	2	Aly Khalifa, BYU 14
Double Doubles (306 ranked)	Eric Dailey Jr.	170	7	2	Hunter Dickinson, Kansas 8
Double Doubles (306 ranked)	Quion Williams	170	7	2	Hunter Dickinson, Kansas 8
Points Per Game (345 ranked)	Javon Small	221	14	15.5	Kevin McCullar Jr., Kansas 20.4
Free Throws (343 ranked)	Javon Small	266	13	42	Kevin McCullar Jr., Kansas 75
Rebounds (Defensive) Per Game (347 ranked)	Javon Small	269	12	4.55	Hunter Dickinson, Kansas 9.85
Total 3-point FGM (313 ranked)	Javon Small	273	13	26	LJ Cryer, Houston 42
Rebounds Per Game (342 ranked)	Quion Williams	275	14	6.3	Hunter Dickinson, Kansas 12.5
Rebounds (Defensive) Per Game (347 ranked)	Quion Williams	300	14	4.42	Hunter Dickinson, Kansas 9.85
Steals Per Game (325 ranked)	Quion Williams	301	18	1.42	Tamin Lipsey, Iowa St. 3.62
Double Doubles (306 ranked)	Brandon Garrison	306	17	1	Hunter Dickinson, Kansas 8
Double Doubles (306 ranked)	Mike Marsh	306	17	1	Hunter Dickinson, Kansas 8
Double Doubles (306 ranked)	Javon Small	306	17	1	Hunter Dickinson, Kansas 8
Rebounds (Defensive) Per Game (347 ranked)	Brandon Garrison	320	15	4.33	Hunter Dickinson, Kansas 9.85
Minutes Per Game (350 ranked)	Javon Small	332	14	31:05	Cam Carter, Kansas St. 36:25
Three Pointers Per Game (349 ranked)	Jarius Hicklen	336	19	1.92	LJ Cryer, Houston 3.23
Rebounds Per Game (342 ranked)	Eric Dailey Jr.	342	16	6	Hunter Dickinson, Kansas 12.5
Rebounds (Defensive) Per Game (347 ranked)	Eric Dailey Jr.	347	18	4.25	Hunter Dickinson, Kansas 9.85
Field Goal Attempts (346 ranked)	-	-	-	-	Cam Carter, Kansas St. 195
Field Goal Percentage (350 ranked)	-	-	-	-	Otega Oweh, Oklahoma 64.7
Field Goals (319 ranked)	-	-	-	-	Hunter Dickinson, Kansas 101
Free Throw Attempts (348 ranked)	-	-	-	-	Kevin McCullar Jr., Kansas 88
Points (350 ranked)	-	-	-	-	Kevin McCullar Jr., Kansas 265
Rebounds (Offensive) Per Game (343 ranked)	-	-	-	-	Sam Godwin, Oklahoma 3.75
Steals (311 ranked)	-	-	-	-	Tamin Lipsey, Iowa St. 47
Three Point Attempts (345 ranked)	-	-	-	-	Taylor Perry, Kansas St. 112
Three Point Percentage (104 ranked)	-	-	-	-	Jaxson Robinson, BYU 41.4

Leaderboards are updated daily throughout the season at stats.ncaa.org  
 For averages, players must have competed in at least 75% of his team's games.  
 Other minimums also apply: FG% (5.0 FGM/game), 3PT% (2.5 3FGM/game), FT% (2.5 FTM/game), A:TO Ratio (3.0 APG)

## Game Notes

### It's a Small World:

- OSU has produced **715** points this year with **Javon Small** on the court. He's scored (**182**) or been credited with an assist (**146**) on nearly half of them (**45.9%**).

#### Javon Small // Points Responsible For

Opp.	OSU Pts on court	Points Small	Points by Assisted by Small	Small's Total PRF	% of OSU Total
SHSU	61	16	13	29	47.5%
vs. St. B	52	3	17	20	38.5%
vs. ND	56	29	4	33	58.9%
UNO	66	16	13	29	43.9%
HCU	68	6	21	27	39.7%
CRE	61	24	10	34	55.7%
SIU	57	25	9	34	59.6%
vs TLS	55	18	4	22	40.0%
ORU	62	7	20	27	43.5%
WOFF	53	14	13	27	50.9%
SCSU	70	12	14	26	37.1%
CHI.ST	54	12	8	20	37.0%
<b>TOTALS</b>	<b>715</b>	<b>182</b>	<b>146</b>	<b>328</b>	<b>45.9%</b>

### Close Encounters:

- In four of their five losses this year, the Cowboys have missed game-tying or potential game-winning shots in the last 10 seconds. OSU is **0-4** in games decided by five points in either direction.
- OSU point guard **Javon Small** missed the season-opening loss to Abilene Christian and No. 2 scorer **Bryce Thompson** sat out parts of three other losses with an injury of his own.
- KenPom rates the Cowboys **352nd** out of 362 teams in its "luck metric", which compares teams' expected winning percentage (based on analytics) with their actual record.

### Stacking Up with the Best

- OSU's **John-Michael Wright** and **Jarius Hicklen** entered the week ranked among the NCAA's active leaders in several categories. Both are in their fifth seasons of eligibility, due to COVID-19.
- Wright -- who played his first three years at High Point -- needs just **69** points to reach 2,000.
- Hicklen -- who played two years each at Oklahoma Baptist and North Florida -- and Wright have both made over 250 career threes.

#### NCAA DI\* Active Leaders // Career Points

Player	School	Points
1. Max Abmas	Texas	2,785
2. Jahmir Young	Maryland	2,232
3. Isaiah Stevens	Colorado St.	2,017
4. Armando Bacot	North Carolina	2,003
5. Travis Eevee	Rice	1,996
<b>6. John-Michael Wright</b>	<b>Oklahoma St.</b>	<b>1,931</b>

#### Wright on the NCAA's Active Career Lists

Category	Total	DI*	ALL
Total Points	1,931	6th	16th
Field Goals	642	19th	35th
Free Throws	389	20th	36th
3-Pointers	256	32nd	45th

#### Hicklen on the NCAA's Active Career Lists

Category	Total	DI*	ALL
3-Point FGM/Game	2.61	14th^	-
3-Point FGM	193 (274 total)	95th	34th

\*=Totals accumulated while playing for a DI school  
^=Hicklen has made 193 threes in 74 DI games. Through Jan. 4, 2024

### OKC Native is OSU's First 2024 Signee:

- Another of Oklahoma's own will suit up for the Cowboys next fall. 6-foot-4 playmaker **Jeremiah Johnson** made his Oklahoma State commitment official on Nov. 8 by signing an NLI.
- Originally from Oklahoma City, Johnson played for Utah-based Wasatch Academy last spring in the National Interscholastic Basketball League and will further test himself this year in the Overtime Elite League while competing for PHHoenix (AZ) Prep.
- Johnson is a four-star recruit, per ESPN, and 247Sports rates him the No. 141 prospect in the Class of 2024. He chose the Cowboys over finalists LSU, SMU, Saint Louis and TCU.

### Boynton on Johnson:

- "We're excited for another homegrown Oklahoma athlete to decide Stillwater is the place to be. Jeremiah Johnson has had a heck of a journey. He's endured setbacks but shown tremendous resiliency. We look forward to his continued growth once he gets to campus. Jeremiah is a high-level athlete and competitor. He's driven to be his best and wants to win above anything else. His versatility will be a great asset. He can function as a both scorer and as a playmaker and shot creator for his teammates."*

### Going Back to Give Back:

- Mike Boynton Jr.** was among a select group of Big 12 men's and women's basketball coaches who traveled to Rucker Park last July to lead youth clinics as part of the conference's inaugural Big 12 Hoops in the Park program.
- Despite a busy summer travel schedule that included overseas trips to Hungary and Spain, the choice to participate was an easy one for Boynton. The Brooklyn native grew up watching games at the world-famous venue and embraced the opportunity to give back to his home city.
- Boynton was joined by Big 12 men's coaches Scott Drew (Baylor), Mark Pope (BYU), Wes Miller (Cincinnati), Jerome Tang (Kansas State) and Jamie Dixon (TCU) and five others from the women's side.

### 'Orange & Black' --> 'Red, White & Blue'

- Head coach **Mike Boynton**, video coordinator **Kris Quintana** and freshman **Eric Dailey Jr.** logged some serious frequent flyer miles this summer. Prior to the Cowboys' foreign tour of Spain, the trio were in Hungary with USA Basketball for the FIBA U19 World Cup.
- Boynton served as an assistant coach for the U.S. while Quintana handled the team's film scouting.
- Dailey averaged 9.7 points on 50% in seven tournament games, along with 4.3 rebounds, 1.0 block and 1.0 steal in 17.9 minutes. On a per-40-minute basis, he put up 21.8 points and 9.6 rebounds.
- The U.S. team won its first five games by an average of 38 points before losing a heartbreaker to France in the semifinal round.

## NOTING THE PROGRAM

- Cowboy Basketball enjoys a rich history with two national championships (1945 & 1946) and five representatives in the Naismith Memorial Basketball Hall of Fame.
- OSU was the first Division I men's basketball program to win back-to-back national titles. Then known as the Aggies of Oklahoma A&M, they defeated NYU, 49-45, in the 1945 NCAA tournament title game and downed North Carolina, 43-40, for the 1946 crown. Both games were played at Madison Square Garden.
- Gallagher-Iba Arena is often referred to as The Madison Square Garden of the Plains. The historic venue enters its 85th season of use in 2023-24. Cowboy teams are 850-256 all-time. A 2000 renovation doubled the building's capacity of the while preserving its history and sightlines.

#### NAISMITH HALL OF FAMERS


Bob Kurland	Enshrined in 1961
Mr. Henry Iba	Enshrined in 1969
Don Haskins	Enshrined in 1997
Bill Self	Enshrined in 2017
Eddie Sutton	Enshrined in 2020

#### COLLEGE BASKETBALL HALL OF FAMERS

Don Haskins	Inducted in 2006
Mr. Henry Iba	Inducted in 2006
Bob Kurland	Inducted in 2006
Eddie Sutton	Inducted in 2011

- Mr. Henry Iba** was one of college basketball first great head coaches, responsible for pioneering modern concepts such as a patterned, motion offense. He was also the first to incorporate the help principles of zone defense with man-to-man defense. Iba won 752 games over his 40-year career -- the last 36 of which came in Stillwater.
- A three-time All-American from 1943-46 and the Most Outstanding Player on each of OSU's national title winners, **Bob Kurland's** not only left his mark in college basketball's record book but also its rule book. One of the game's first 7-footers was known to routinely leap up and grab opponent shots before they hit the rim, leading the creation of the goaltending rule.
- Kurland is also credited with college basketball's first dunk during a 1944 road game at Temple. *"The ball happened to be under the basket. I got it up and stuffed it in. That started it, I guess,"* he told the Orlando Sentinel in 2012. *"It was an unintentional accident. It wasn't planned, just a spontaneous play in Philadelphia."*
- Eddie Sutton** played and coached under Iba in the 1950s and returned in 1990 to lead OSU back to national prominence with Final Fours in 1994 and 2005. OSU's court is named in his honor.
- Before he coached Texas Western to the 1967 national title and inspired the motion picture Glory Road, **Don Haskins** played for Iba at OSU. The 1952 graduate lettered three years for the Aggies and played on two NCAA semifinalists.
- Kansas head coach **Bill Self** played four years at OSU (1981-85) and spent seven years as an OSU assistant under Sutton (1986-93) before landing his first head coaching job at ORU.

# Player Bios



## Naz Brown

6-0 | 181 | So.-1L | G | Fort Worth, Texas | Coppell HS

### Brown's Career Statistics

Season	School	GP-GS	MIN/MPG	FGM-A	FG%	3FGM-A	3FG%	FTM-A	FT%	OR	DR	TR	RPG	PF-FO	A	TO	BLK	STL	TP	PPG
2022-23	OSU (Fr.)	10-0	20/2.0	1-6	.167	0-3	.000	0-0	---	1	2	3	0.3	3-0	3	4	0	0	2	0.2
<b>2023-24</b>	<b>OSU (So.)</b>																			
	<b>OSU TOTALS</b>	<b>10-0</b>	<b>20/2.0</b>	<b>1-6</b>	<b>.167</b>	<b>0-3</b>	<b>.000</b>	<b>0-0</b>	<b>---</b>	<b>1</b>	<b>2</b>	<b>3</b>	<b>0.3</b>	<b>3-0</b>	<b>3</b>	<b>4</b>	<b>0</b>	<b>0</b>	<b>2</b>	<b>0.2</b>

### Brown's Career Bests

Points	2	at West Virginia (2/20/23)
Rebounds	3	at West Virginia (2/20/23)
FG Made	1	at West Virginia (2/20/23)
FG Attempts	2	at West Virginia (2/20/23)
3-Point FGM		
3-Point Att.	1	3x
FT Made		
FT Attempts		
Assists	2	at TCU (2/18/23)
Steals		
Blocks		
Minutes	4	at TCU (2/18/23)

### Misc. Totals

	23-24	Career
10+ Points	-	-
20+ Points	-	-
30+ Points	-	-
10+ Rebounds	-	-
10+ Assists	-	-
Double-Doubles	-	-
Dunks	-	-
Fouls Drawn	-	-
Points Leader	-	-
Rebound Leader	-	-
Assist Leader	-	-


### 2023-24 Game-by-Game

Date	Opponent	GS	Min	FG	3Pt	FT	OR	DR	TR	PF	A	TO	Blk	Stl	TP
N.6	Abilene Chrst.		dnp												
N.12	Sam Houston		dnp												
N.16	vs. St. Bonaventure		dnp												
N.17	vs. Notre Dame		dnp												
N.20	New Orleans		dnp												
N.24	Houston Chrst.		dnp												
N.30	Creighton		dnp												
D.5	at Southern Ill.		dnp												
D.10	vs. Tulsa		dnp												
D.17	Oral Roberts		dnp												
D.20	Wofford		dnp												
D.31	S. Carolina St.		dnp												
J.3	Chicago St.		dnp												
J.6	Baylor^														
J.9	at Texas Tech^														
J.13	at Iowa St.^														
J.16	Kansas^														
J.20	at Kansas St.^														
J.23	TCU^														
J.27	West Virginia^														
J.30	at Kansas^														
F.3	Kansas St.^														
F.6	at Houston^														
F.10	at Oklahoma^														
F.17	BYU^														
F.21	at Cincinnati^														
F.24	Oklahoma^														
F.28	UCF^														
M. 2	at Texas^														
M. 5	Texas Tech^														
M. 9	at BYU^														

### Profile:

- Second-year walk-on played an important part in the team's preparation last season, serving as scout team point guard.
- Has not appeared in a game this season, preserving his redshirt option.
- Appeared in 10 games as a true freshman in 2022-23, including all three wins over Oklahoma, for a total of 20 minutes.
- Scored his first collegiate points on a layup at West Virginia (Feb. 20) and grabbed three rebounds.
- Handed out two assists at TCU (Feb. 18).
- Found Moussa Cisse for a layup and his first career assist in the first half of the Feb. 8 win over Texas Tech.
- Four-year letterwinner at Coppell High, just north of Dallas-Fort Worth.
- Underrecruited prospect, due in part to a knee injury suffered in March of his junior year. Made a successful return as a senior, averaging 15.2 points on his way to all-region honors.
- Made an 80-foot buzzer beater in a 66-63 win over Denton Guyer that landed at No. 1 on Sports Center's top-10 plays.
- Earned all-district status in all four years (the first two at LD Bell High School) and was part of two district championship teams.
- At Coppell, played with Anthony Black, the No. 6 overall pick in the 2023 NBA Draft.
- Played AAU ball for coach Shawn Ward – a close friend of OSU head coach Mike Boynton.
- Born Sep. 10, 2003... Son of Jamelia and Byron Brown.
- Has a brother, Diamond.
- Plans to major in media and strategic communications at OSU.

# Player Bios



1



## Bryce Thompson

6-6 | 205 | SR-2L | G | Tulsa, Okla. | Booker T. Washington HS / Kansas

### Thompson's Career Statistics

Season	School	GP-GS	MIN/MPG	FGM-A	FG%	3FGM-A	3FG%	FTM-A	FT%	OR	DR	TR	RPG	PF-FO	A	TO	BLK	STL	TP	PPG
2020-21	Kansas (Fr.)	20-4	343/17.2	36-102	.353	8-36	.222	11-17	.647	5	25	30	1.5	30-0	22	21	3	7	91	4.6
2021-22	OSU (So.)	29-25	759/26.2	119-288	.413	29-100	.290	40-60	.667	13	53	66	2.3	54-0	32	36	4	17	307	10.6
2022-23	OSU (Jr.)	36-36	1098/30.5	161-411	.392	61-165	.370	41-75	.547	8	87	95	2.6	82-1	93	93	4	22	424	11.8
<b>2023-24</b>	<b>OSU (Sr.)</b>	<b>10-9</b>	<b>263/26.3</b>	<b>44-106</b>	<b>.415</b>	<b>23-56</b>	<b>.411</b>	<b>14-23</b>	<b>.609</b>	<b>6</b>	<b>14</b>	<b>20</b>	<b>2.0</b>	<b>16-0</b>	<b>18</b>	<b>16</b>	<b>1</b>	<b>9</b>	<b>125</b>	<b>12.5</b>
<b>OSU TOTALS</b>		<b>75-70</b>	<b>2121/28.3</b>	<b>324-805</b>	<b>.402</b>	<b>113-321</b>	<b>.352</b>	<b>95-158</b>	<b>.601</b>	<b>27</b>	<b>154</b>	<b>181</b>	<b>2.4</b>	<b>152-1</b>	<b>143</b>	<b>145</b>	<b>9</b>	<b>48</b>	<b>856</b>	<b>11.4</b>
NCAA TOTALS		95-74	2464/25.9	360-907	.397	121-357	.339	106-175	.606	32	179	211	2.2	182-1	165	166	12	55	947	10.0

### Thompson's OSU Bests

Points	23	KANSAS ST. (2/19/22)
Rebounds	9	OKLAHOMA (1/18/23)
FG Made	10	at Kansas St. (2/2/22)
FG Attempts	18	at Texas (1/22/22)
3-Point FGM	7	at Kansas (12/31/22)
3-Point Att.	11	EASTERN WASH. (3/19/23)
FT Made	10	at Kansas St. (2/2/22)
FT Attempts	18	at Texas (1/22/22)
Assists	6	A&M-CC (12/20/22)
Steals	4	TEXAS TECH (2/8/23)
Blocks	2	IOWA ST (2/11/21)
Minutes	38:48	BAYLOR (2/21/22)

### Misc. Totals

	23-24	Career
10+ Points	6	43
20+ Points	-	6
30+ Points	-	-
10+ Rebounds	-	-
10+ Assists	-	-
Double-Doubles	-	-
Dunks	3	-
Fouls Drawn	27	-
Points Leader	6	17
Rebound Leader	-	1
Assist Leader	-	15

### 2023-24 Game-by-Game

Date	Opponent	GS	Min	FG	3Pt	FT	OR	DR	TR	PF	A	TO	Blk	Stl	TP
N.6	Abilene Chrst.	*	27	8-15	1-3	2-7	0	3	3	3	1	3	0	1	19
N.12	Sam Houston		21	6-11	4-5	1-2	1	1	2	1	3	1	0	0	17
N.16	vs. St. Bonaventure	*	16	2-6	1-4	2-2	0	0	0	1	2	1	0	0	7
N.17	vs. Notre Dame		dnp												
N.20	New Orleans		dnp												
N.24	Houston Chrst.		dnp												
N.30	Creighton	*	21	3-8	1-2	0-0	0	0	0	4	0	1	0	0	7
D.5	at Southern Ill.	*	31	3-13	0-5	0-0	0	1	1	1	0	0	0	1	6
D.10	vs. Tulsa	*	24	3-8	1-5	0-0	1	1	2	2	2	6	0	1	7
D.17	Oral Roberts	*	24	4-11	4-9	1-2	2	0	2	1	4	1	0	1	13
D.20	Wofford	*	34	6-12	5-7	2-2	1	3	4	1	3	0	0	2	19
D.31	S. Carolina St.	*	32	5-11	4-9	3-5	0	4	4	1	3	1	1	2	17
J.3	Chicago St.	*	33	4-11	2-7	3-3	1	1	2	1	0	2	0	0	13
J.6	Baylor^														
J.9	at Texas Tech^														
J.13	at Iowa St.^														
J.16	Kansas^														
J.20	at Kansas St.^														
J.23	TCU^														
J.27	West Virginia^														
J.30	at Kansas^														
F.3	Kansas St.^														
F.6	at Houston^														
F.10	at Oklahoma^														
F.17	BYU^														
F.21	at Cincinnati^														
F.24	Oklahoma^														
F.28	UCF^														
M. 2	at Texas^														
M. 5	Texas Tech^														
M. 9	at BYU^														

### Profile:

- OSU's leading scorer last year (11.2 ppg) has two seasons of eligibility remaining.
- Started all 36 games in 2022-23 and averaged a team-high 11.2 points along with 2.6 assists and 1.1 steals in 28.5 minutes. Scored in double-figures 22 times and topped 20 on three occasions.
- Second Team Academic All-Big 12.
- Knocked down 61 threes (1.69-per-game) on 37.0% accuracy.
- Averaged 12.4 ppg in Big 12 play and ranked sixth among conference regulars in three-point percentage (.393, 33-of-84).
- Shot a combined 44.2% from three in OSU's 20 wins (42-of-95).
- Averaged 16.5 points in OSU's two NIT wins, including a 22-point effort in the second round against Eastern Washington (Mar. 19) in which he knocked down 6-of-11 threes.
- 2020 McDonald's All-American and two-time Oklahoma Gatorade Player of the Year, played his freshman season at Kansas before arriving at OSU.
- Born Feb. 26, 2002.
- Son of Rod and Goldie Thompson. Father played for former OSU Cowboy Bill Self at Tulsa in the 1990s.
- Has a younger sister, Sydney.
- In addition to English, is fluent in French.
- Psychology major.

# Player Bios



# 2



## Eric Dailey Jr.

6-8 | 230 | FR-PS | F | Palmetto, Fla. | IMG Academy

### Dailey's Career Statistics

Season	School	GP-GS	MIN/MPG	FGM-A	FG%	3FGM-A	3FG%	FTM-A	FT%	OR	DR	TR	RPG	PF-FO	A	TO	BLK	STL	TP	PPG
2023-24	OSU (Fr.)	13-12	332/25.6	46-99	.465	11-35	.314	26-45	.578	21	60	81	6.2	20-0	32	18	2	14	129	9.9
<b>OSU TOTALS</b>		<b>13-12</b>	<b>332/25.6</b>	<b>46-99</b>	<b>.465</b>	<b>11-35</b>	<b>.314</b>	<b>26-45</b>	<b>.578</b>	<b>21</b>	<b>60</b>	<b>81</b>	<b>6.2</b>	<b>20-0</b>	<b>32</b>	<b>18</b>	<b>2</b>	<b>14</b>	<b>129</b>	<b>9.9</b>

### Dailey's OSU Bests

Points	15	vs. St. Bonaventure (11/16/23)
Rebounds	11	2x, Last: ORU (12/17/23)
FG Made	6	vs. St. Bonaventure (11/16/23)
FG Attempts	11	2x, Last: WOFFORD(12/20/23)
3-Point FGM	2	2x, Last: CREIGHTON (11/30/23)
3-Point Att.	5	WOFFORD (12/20/23)
FT Made	4	2x, Last: UNO (11/20/23)
FT Attempts	8	ABILENE CHRST. (11/6/23)
Assists	4	3x, Last: WOFFORD(12/20/23)
Steals	2	<b>4x, Last: CHICAGO ST. (1/3/24)</b>
Blocks	1	<b>2x, Last: CHICAGO ST. (1/3/24)</b>
Minutes	33:08	CREIGHTON (11/30/23)

### Misc. Totals

	23-24	Career
10+ Points	8	8
20+ Points	-	-
30+ Points	-	-
10+ Rebounds	2	2
10+ Assists	-	-
Double-Doubles	2	2
Dunks	7	7
Fouls Drawn	32	32
Points Leader	1	1
Rebound Leader	4	4
Assist Leader	2	2

### 2023-24 Game-by-Game

Date	Opponent	GS	Min	FG	3Pt	FT	OR	DR	TR	PF	A	TO	Blk	Stl	TP
N.6	Abilene Chrst.		23	1-4	0-2	4-8	2	3	5	1	4	3	0	2	6
N.12	Sam Houston	*	27	3-8	1-4	2-3	0	6	6	1	2	0	0	1	9
N.16	vs. St. Bonaventure	*	31	6-10	2-3	1-2	1	3	4	2	2	2	0	1	15
N.17	vs. Notre Dame	*	33	1-5	0-2	1-2	1	2	3	2	1	0	0	0	3
N.20	New Orleans	*	29	5-8	0-1	4-5	3	6	9	2	4	3	0	2	14
N.24	Houston Chrst.	*	15	4-8	1-2	3-6	2	4	6	1	2	1	0	1	12
N.30	Creighton	*	33	4-6	2-3	3-5	3	8	11	2	2	0	0	1	13
D.5	at Southern Ill.	*	23	2-7	0-2	1-2	1	3	4	3	2	1	1	0	5
D.10	vs. Tulsa	*	21	1-5	0-2	3-7	1	5	6	1	3	2	0	1	5
D.17	Oral Roberts	*	30	5-11	2-4	0-0	2	9	11	0	2	2	0	1	12
D.20	Wofford	*	17	5-11	1-5	1-1	1	2	3	0	4	0	0	2	12
D.31	S. Carolina St.	*	22	5-8	1-2	0-0	4	0	4	1	1	3	0	0	11
J.3	Chicago St.	*	29	4-8	1-3	3-4	0	9	9	3	3	1	1	2	12
J.6	Baylor^														
J.9	at Texas Tech^														
J.13	at Iowa St.^														
J.16	Kansas^														
J.20	at Kansas St.^														
J.23	TCU^														
J.27	West Virginia^														
J.30	at Kansas^														
F.3	Kansas St.^														
F.6	at Houston^														
F.10	at Oklahoma^														
F.17	BYU^														
F.21	at Cincinnati^														
F.24	Oklahoma^														
F.28	UCF^														
M. 2	at Texas^														
M. 5	Texas Tech^														
M. 9	at BYU^														

### Profile:

- True freshman forward acts and plays like a veteran.
- Versatile 4-man can do it all, including run the point.
- Basketball junky who "watches probably more film than any player I've ever coached" per Mike Boynton.
- Consensus 4-star, ranked as high as No. 35 in the Class of 2023.
- Played for the United States at 2023 FIBA U19 World Cup; Won gold at 2022 FIBA U18 Americas. Boynton was an assistant coach on both teams.
- Team captain at national powerhouse IMG Academy.
- 2021 Max Preps Junior All-American helped his team to back-to-back semifinals at the Geico Nationals.
- Passed up reported offers from reported offers from Kentucky, Kansas, Michigan and other prominent programs to take a post graduate year at IMG while focusing on his body and his game.
- Born Jan. 15, 2004.
- Chose OSU over Memphis and other opportunities in professional basketball.
- Cited the OSU fans and culture, as well his relationship with Boynton as a key factors in his decision.
- Comes from a basketball family. Mother, Shell, played at Texas and has coached at the collegiate and professional levels with stops at Texas A&M, Florida and TCU (were she served three years as head coach) as well as the WNBA's San Antonio Silver Stars and the ABL's Nashville Noise. She was an assistant for the South Carolina women during Boynton's playing days.
- Father, Eric Sr., played for Moe Iba (son of legendary OSU coach Henry Iba) at TCU and professionally for 10 years in Europe, Asia and South America.
- Cites LeBron James, Paul George and Luka Doncic as NBA players who have had the most influence on his playing style.

# Player Bios



4



## Jarius Hicklen

6-4 | 180 | GR-TR | G | Dallas, Texas | DeSoto HS / Oklahoma Baptist / North Florida

### Hicklen's Career Statistics

Season	School	GP-GS	MIN/MPG	FGM-A	FG%	3FGM-A	3FG%	FTM-A	FT%	OR	DR	TR	RPG	PF-FO	A	TO	BLK	STL	TP	PPG
2019-20	Okla. Baptist (Fr.)	31-1	683/22.0	91-218	.417	43-111	.387	56-69	.812	8	52	60	1.9	45-0	42	60	3	26	281	9.1
2020-21	Okla. Baptist (So.)	17-3	496/29.2	91-202	.450	38-90	.422	56-75	.747	4	62	66	3.9	28-0	32	36	1	13	276	16.2
2021-22	North Florida (Jr.)	30-15	814/27.1	110-287	.383	87-217	.401	52-69	.754	9	74	83	2.8	40-1	51	55	6	17	359	12.0
2022-23	North Florida (Sr.)	31-31	1015/32.7	121-315	.384	82-227	.361	62-82	.756	16	94	110	3.5	50-0	98	61	1	30	386	12.5
<b>2023-24</b>	<b>OSU (R-Sr.)</b>	<b>13-1</b>	<b>226/17.4</b>	<b>24-64</b>	<b>.375</b>	<b>24-58</b>	<b>.414</b>	<b>1-4</b>	<b>.250</b>	<b>3</b>	<b>13</b>	<b>16</b>	<b>1.2</b>	<b>13-0</b>	<b>8</b>	<b>6</b>	<b>1</b>	<b>2</b>	<b>73</b>	<b>5.6</b>
<b>OSU TOTALS</b>		<b>13-1</b>	<b>226/17.4</b>	<b>24-64</b>	<b>.375</b>	<b>24-58</b>	<b>.414</b>	<b>1-4</b>	<b>.250</b>	<b>3</b>	<b>13</b>	<b>16</b>	<b>1.2</b>	<b>13-0</b>	<b>8</b>	<b>6</b>	<b>1</b>	<b>2</b>	<b>73</b>	<b>5.6</b>
NCAA TOTALS		122-51	3234/26.5	437-1086	.402	274-703	.390	227-299	.759	40	295	335	2.7	176-1	231	218	12	88	1375	11.3

### Hicklen's OSU Bests

Points	12	2x, Last: at SIU (12/5/23)
Rebounds	3	NEW ORLEANS (11/20/23)
FG Made	4	2x, Last: at SIU (12/5/23)
FG Attempts	11	HOUSTON CHRST (11/24/23)
3-Point FGM	4	2x, Last: at SIU (12/5/23)
3-Point Att.	10	HOUSTON CHRST (11/24/23)
FT Made	1	vs. Tulsa (12/10/23)
FT Attempts	2	2x, Last: vs. Tulsa (12/10/23)
Assists	3	SAM HOUSTON (11/12/23)
Steals	1	2x, Last: ORU (12/17/23)
Blocks	1	ABILENE CHRST. (11/6/23)
Minutes	24:06	vs. St. Bonaventure (11/16/23)

### Misc. Totals

Misc. Totals	23-24	Career
10+ Points	2	2
20+ Points	-	-
30+ Points	-	-
10+ Rebounds	-	-
10+ Assists	-	-
Double-Doubles	-	-
Dunks	-	-
Fouls Drawn	5	5
Points Leader	-	-
Rebound Leader	-	-
Assist Leader	-	-


### 2023-24 Game-by-Game

Date	Opponent	GS	Min	FG	3Pt	FT	OR	DR	TR	PF	A	TO	Blk	Stl	TP
N.6	Abilene Chrst.	*	24	1-5	1-4	0-0	0	0	0	4	1	1	1	0	3
N.12	Sam Houston		17	2-3	2-3	0-0	0	1	1	0	3	0	0	1	6
N.16	vs. St. Bonaventure		24	1-4	1-4	0-2	1	1	2	0	0	0	0	0	3
N.17	vs. Notre Dame		13	0-5	0-5	0-0	0	0	0	1	0	2	0	0	0
N.20	New Orleans		19	1-4	1-4	0-0	0	3	3	1	1	0	0	0	3
N.24	Houston Chrst.		17	4-11	4-10	0-0	1	1	2	0	1	0	0	0	12
N.30	Creighton		14	1-2	1-2	0-0	0	2	2	0	0	1	0	0	3
D.5	at Southern Ill.		22	4-9	4-8	0-0	1	0	1	2	0	0	0	0	12
D.10	vs. Tulsa		14	1-1	1-1	1-2	0	0	0	2	0	0	0	0	4
D.17	Oral Roberts		16	2-7	2-6	0-0	0	1	1	1	1	0	0	1	6
D.20	Wofford		18	3-4	3-3	0-0	0	2	2	1	0	0	0	0	9
D.31	S. Carolina St.		17	3-6	3-6	0-0	0	2	2	0	1	2	0	0	9
J.3	Chicago St.		11	1-3	1-2	0-0	0	0	0	2	0	0	0	0	3
J.6	Baylor^														
J.9	at Texas Tech^														
J.13	at Iowa St.^														
J.16	Kansas^														
J.20	at Kansas St.^														
J.23	TCU^														
J.27	West Virginia^														
J.30	at Kansas^														
F.3	Kansas St.^														
F.6	at Houston^														
F.10	at Oklahoma^														
F.17	BYU^														
F.21	at Cincinnati^														
F.24	Oklahoma^														
F.28	UCF^														
M. 2	at Texas^														
M. 5	Texas Tech^														
M. 9	at BYU^														

### Profile:

- Grad transfer and three-point sniper has tallied 1,300 career points and 250 threes at the collegiate level after spending two years each at Oklahoma Baptist and North Florida.
- A steady producer in two seasons (61 games) at North Florida of the Atlantic Sun Conference, averaging 12.2 points over his two seasons with the Ospreys, while sinking a total 169 threes (2.9-per-game) on 38.1% accuracy.
- Had big games and against some big names scoring 27 points against Florida State, 19 at Washington, 17 at Kentucky, 15 at Pittsburgh, 14 at Texas Tech and 12 at Houston.
- As a senior in 2022-23, started all 31 contests and averaged 12.5 points in 32.8 minutes. Ranked fourth on the league leaderboard and 63rd nationally in threes-per-game (2.65) while connecting at a .361 clip.
- Set an ASUN tournament record with seven triples on 11 attempts in a first-round matchup with Bellarmine.
- Began his career at the Division II level with Oklahoma Baptist in Shawnee... Helped the Bison to back-to-back NCAA tournament bids.
- Made the Dean's List in three of his four semesters and completed in his bachelors degree in sports marketing.
- Graduated high school with a 4.0 GPA while simultaneously knocking out an associates degree from nearby Cedar Valley College.

# Player Bios



# 5



## Quion Williams

6-5 | 220 | So.-1L | G | Jonesboro, Ark. | Jonesboro HS

### Williams' Career Statistics

Season	School	GP-GS	MIN/MPG	FGM-A	FG%	3FGM-A	3FG%	FTM-A	FT%	OR	DR	TR	RPG	PF-FO	A	TO	BLK	STL	TP	PPG
2022-23	OSU (Fr.)	34-0	444/13.1	41-116	.353	9-44	.205	19-25	.760	36	50	86	2.5	49-0	32	33	3	12	110	3.2
2023-24	OSU (So.)	13-13	396/30.5	44-79	.557	8-18	.444	9-15	.600	23	58	81	6.2	22-0	34	33	3	18	105	8.1
<b>OSU TOTALS</b>		<b>47-13</b>	<b>840/17.9</b>	<b>85-195</b>	<b>.436</b>	<b>17-62</b>	<b>.274</b>	<b>28-40</b>	<b>.700</b>	<b>59</b>	<b>108</b>	<b>167</b>	<b>3.6</b>	<b>71-0</b>	<b>66</b>	<b>66</b>	<b>6</b>	<b>30</b>	<b>215</b>	<b>4.6</b>

### Williams' Career Bests

Points	16	S. CAROLINA ST. (12/31/23)
Rebounds	11	2x, Last: vs. N Dame (11/17/23)
FG Made	6	2x, Last: SCSU (12/31/23)
FG Attempts	11	2x, Last: at YngstwnSt (3/15/23)
3-Point FGM	2	2x, Last: BAYLOR (2/27/23)
3-Point Att.	5	2x, Last: TEXAS TECH (2/8/23)
FT Made	4	2x, Last: E. WASH. (3/19/23)
FT Attempts	5	PRAIRIE VIEW (11/27/22)
Assists	7	WOFFORD (12/20/23)
Steals	4	WOFFORD (12/20/23)
Blocks	2	vs. Notre Dame (11/17/23) OT
Minutes	41:05	vs. Notre Dame (11/17/23) OT

### Misc. Totals

Misc. Totals	23-24	Career
10+ Points	5	9
20+ Points	-	-
30+ Points	-	-
10+ Rebounds	4	5
10+ Assists	-	-
Double-Doubles	2	3
Dunks	7	-
Fouls Drawn	16	-
Points Leader	1	1
Rebound Leader	6	8
Assist Leader	2	5

### 2023-24 Game-by-Game

Date	Opponent	GS	Min	FG	3Pt	FT	OR	DR	TR	PF	A	TO	Blk	Stl	TP
N.6	Abilene Chrst.	*	38	2-3	0-0	0-0	2	8	10	1	0	1	0	1	4
N.12	Sam Houston	*	33	2-5	1-2	1-2	2	2	4	1	4	3	0	1	6
N.16	vs. St. Bonaventure	*	16	4-6	1-1	0-1	1	1	2	4	1	2	0	1	9
N.17	vs. Notre Dame	*	41	3-9	0-1	2-4	5	6	11	1	3	1	2	1	8
N.20	New Orleans	*	20	2-4	0-1	0-2	1	2	3	2	3	3	0	0	4
N.24	Houston Chrst.	*	31	2-3	1-1	2-2	1	4	5	2	6	1	0	1	7
N.30	Creighton	*	29	2-5	0-0	0-0	2	2	4	1	1	1	0	1	4
D.5	at Southern Ill.	*	29	5-9	0-1	0-0	3	7	10	2	1	1	0	1	10
D.10	vs. Tulsa	*	34	5-6	1-1	1-1	1	6	7	3	4	5	0	3	12
D.17	Oral Roberts	*	28	6-8	1-2	0-0	1	2	3	0	1	2	0	0	13
D.20	Wofford	*	35	2-7	1-3	0-0	0	7	7	1	7	4	0	4	5
D.31	S. Carolina St.	*	32	6-8	1-2	3-3	4	6	10	2	1	3	0	3	16
J.3	Chicago St.	*	29	3-5	1-2	0-0	0	5	5	1	2	5	1	1	7
J.6	Baylor^														
J.9	at Texas Tech^														
J.13	at Iowa St.^														
J.16	Kansas^														
J.20	at Kansas St.^														
J.23	TCU^														
J.27	West Virginia^														
J.30	at Kansas^														
F.3	Kansas St.^														
F.6	at Houston^														
F.10	at Oklahoma^														
F.17	BYU^														
F.21	at Cincinnati^														
F.24	Oklahoma^														
F.28	UCF^														
M. 2	at Texas^														
M. 5	Texas Tech^														
M. 9	at BYU^														

### Profile:

- One of three Cowboy rotation players back, saw an increased role over the final month of his freshman season.
- Appeared in 34 games off the bench and posted averages of 3.2 points and 2.5 rebounds in 13.1 minutes and totaled 32 assists and 12 steals.
- Made 9-of-44 threes (.205) but converted more than three-quarters of his free throw attempts (19-of-25, .760).
- Played some of his best basketball down the stretch.
- Scored a season-high 12 points at Baylor (Feb. 27).
- In the three NIT games, averaged 8.0 points, 5.3 rebounds and 2.7 assists in 23.6 minutes, helped by his first career double-double in the opener against Youngstown State when he finished with 11 points and a personal-best 11 rebounds.
- Set another season-high with four assists in the second-round win over Eastern Washington (Mar. 19).
- Logged the first of his four double-figure scoring games against Prairie View (Nov. 27) with 11 points on 3-of-3 shooting.
- Chipped in 10 points in a home win over Texas Tech (Feb. 8).
- Arkansas 5A state MVP at Jonesboro High.
- Led his team to a state title a 30-3 record on his way to all-state and all-conference honors.
- Also played football and tennis.
- Born Apr. 27, 2005.
- Son of Courtney Neal and Danny Williams II.
- Plans to major in Sport Management.



# Player Bios



# 12



## Javon Small

6-3 | 195 | Jr.-TR | G | South Bend, Ind. | Compass Prep (Ariz.) / East Carolina

### Small's Career Statistics

Season	School	GP-GS	MIN/MPG	FGM-A	FG%	3FGM-A	3FG%	FTM-A	FT%	OR	DR	TR	RPG	PF-FO	A	TO	BLK	STL	TP	PPG
2021-22	East Carolina (Fr.)	16-0	147/9.2	10-38	.263	5-23	.217	7-7	1.000	1	9	10	0.6	7-0	17	9	0	1	32	2.0
2022-23	East Carolina (So.)	18-17	625/34.7	83-209	.397	36-108	.333	82-96	0.854	15	71	86	4.8	34-0	100	61	4	22	284	15.8
<b>2023-24</b>	<b>OSU (Jr.)</b>	<b>12-12</b>	<b>372/31.0</b>	<b>55-123</b>	<b>.447</b>	<b>28-64</b>	<b>.438</b>	<b>44-50</b>	<b>.880</b>	<b>4</b>	<b>57</b>	<b>61</b>	<b>5.1</b>	<b>19-0</b>	<b>59</b>	<b>29</b>	<b>3</b>	<b>11</b>	<b>182</b>	<b>15.2</b>
<b>OSU TOTALS</b>		<b>12-12</b>	<b>372/31.0</b>	<b>55-123</b>	<b>.447</b>	<b>28-64</b>	<b>.438</b>	<b>44-50</b>	<b>.880</b>	<b>4</b>	<b>57</b>	<b>61</b>	<b>5.1</b>	<b>19-0</b>	<b>59</b>	<b>29</b>	<b>3</b>	<b>11</b>	<b>182</b>	<b>15.2</b>
NCAA TOTALS		46-29	1144/24.9	148-370	.400	69-195	.354	133-153	.869	20	137	157	3.4	60-0	176	99	7	34	498	10.8

### Small's OSU Bests

Points	29	vs. Notre Dame (11/17/23) in OT
Rebounds	10	vs. Notre Dame (11/17/23) in OT
FG Made	8	2x, Last: CREIGHTON (11/30/23)
FG Attempts	18	vs. Notre Dame (11/17/23) in OT
3-Point FGM	4	3x, Last: WOFFORD (12/20/23)
3-Point Att.	8	vs. Notre Dame (11/17/23) in OT
FT Made	10	vs. Tulsa (12/10/23)
FT Attempts	13	vs. Tulsa (12/10/23)
Assists	8	2x, Last: ORU (12/17/23)
Steals	2	vs. St. Bonaventure (11/16/23)
Blocks	1	3x, Last: SCSU (12/31/23)
Minutes	40:52	vs. Notre Dame (11/17/23) ot

### Misc. Totals

	23-24	Career
10+ Points	10	10
20+ Points	3	3
30+ Points	-	-
10+ Rebounds	1	1
10+ Assists	-	-
Double-Doubles	1	1
Dunks	-	-
Fouls Drawn	38	38
Points Leader	4	4
Rebound Leader	-	-
Assist Leader	10	10

### 2023-24 Game-by-Game

Date	Opponent	GS	Min	FG	3Pt	FT	OR	DR	TR	PF	A	TO	Blk	Stl	TP
N.6	Abilene Chrst.		dnp												
N.12	Sam Houston	*	29	6-10	4-7	0-1	0	5	5	3	5	1	0	0	16
N.16	vs. St. Bonaventure	*	33	1-5	0-2	1-2	0	5	5	1	7	5	0	2	3
N.17	vs. Notre Dame	*	41	8-18	4-8	9-9	1	9	10	3	2	5	1	1	29
N.20	New Orleans	*	25	5-8	2-5	4-4	0	3	3	4	6	0	0	1	16
N.24	Houston Chrst.	*	29	3-11	0-6	0-0	0	5	5	1	8	0	0	1	6
N.30	Creighton	*	35	8-17	3-4	5-5	0	5	5	0	4	3	0	1	24
D.5	at Southern Ill.	*	35	7-15	3-6	8-8	1	1	2	2	4	2	1	1	25
D.10	vs. Tulsa	*	31	3-8	2-5	10-13	2	4	6	1	2	5	0	1	18
D.17	Oral Roberts	*	26	2-5	2-4	1-2	0	4	4	4	8	1	0	1	7
D.20	Wofford	*	27	5-10	4-7	0-0	0	3	3	1	5	2	0	1	14
D.31	S. Carolina St.	*	33	3-6	2-4	4-4	0	6	6	1	5	4	1	0	12
J.3	Chicago St.	*	30	4-10	2-6	2-2	0	7	7	1	3	1	0	1	12
J.6	Baylor^														
J.9	at Texas Tech^														
J.13	at Iowa St.^														
J.16	Kansas^														
J.20	at Kansas St.^														
J.23	TCU^														
J.27	West Virginia^														
J.30	at Kansas^														
F.3	Kansas St.^														
F.6	at Houston^														
F.10	at Oklahoma^														
F.17	BYU^														
F.21	at Cincinnati^														
F.24	Oklahoma^														
F.28	UCF^														
M. 2	at Texas^														
M. 5	Texas Tech^														
M. 9	at BYU^														

### 2023-24 Accolades:

Legends Classic All-Tournament Team


### 2023-24 Highlights:

- Delivered back-to-back 20 point performances against No. 15 Creighton (24) and Southern Illinois (25).
- Made 28 consecutive free throws from Nov. 17-Dec. 10 -- tied for the ninth longest streak in OSU history.
- First OSU player in 20 years to post back-to-back games of six-or-more assists without a turnover in November wins over New Orleans (6) and Houston Christian (8).
- Made the Legends Classic all-tournament team after a 29-point, 10-rebound performance against Notre Dame (Nov. 17).

### Profile:

- Dynamic point guard can both score and facilitate.
- Chose the Cowboys over Oklahoma and Ohio State, among others.
- Rated No. 51 among 2023 transfers by On3 and was included on Jon Rothstein's preseason list of "Under-The-Radar" additions from the portal.
- Averaged 15.8 points and 5.6 assists last year at ECU and ranked 18th nationally in assist rate (35.5), but missed the final 15 games to a leg injury.
- South Bend, Ind. native spent his senior year in Chandler, Ariz. and helped Compass Prep to a 28-2 record and a semifinal appearance at the 2021 Geico High School Nationals.

# Player Bios



# 13



## Connor Dow

6-6 | 200 | FR-HS | G | Broken Arrow, Okla. | Broken Arrow HS

### Dow's Career Statistics

Season	School	GP-GS	MIN/MPG	FGM-A	FG%	3FGM-A	3FG%	FTM-A	FT%	OR	DR	TR	RPG	PF-FO	A	TO	BLK	STL	TP	PPG
2023-24	OSU (Fr.)	12-0	115/9.6	8-26	.308	8-25	.320	3-4	.750	0	16	16	1.3	7-0	2	5	1	5	27	2.3
<b>OSU TOTALS</b>		<b>12-0</b>	<b>115/9.6</b>	<b>8-26</b>	<b>.308</b>	<b>8-25</b>	<b>.320</b>	<b>3-4</b>	<b>.750</b>	<b>0</b>	<b>16</b>	<b>16</b>	<b>1.3</b>	<b>7-0</b>	<b>2</b>	<b>5</b>	<b>1</b>	<b>5</b>	<b>27</b>	<b>2.3</b>

### Dow's Career Bests

Points	9	ABILENE CHRST. (11/6/23)
Rebounds	4	HOUSTON CHRST (11/24/23)
FG Made	3	ABILENE CHRST. (11/6/23)
FG Attempts	7	ABILENE CHRST. (11/6/23)
3-Point FGM	3	ABILENE CHRST. (11/6/23)
3-Point Att.	7	ABILENE CHRST. (11/6/23)
FT Made	2	HOUSTON CHRST (11/24/23)
FT Attempts	2	2x, Last: HCU (11/24/23)
Assists	1	2x, Last: HCU (11/24/23)
Steals	2	ABILENE CHRST. (11/6/23)
Blocks	1	HOUSTON CHRST (11/24/23)
Minutes	20:38	ABILENE CHRST. (11/6/23)

### Misc. Totals

Misc. Totals	23-24	Career
10+ Points	-	-
20+ Points	-	-
30+ Points	-	-
10+ Rebounds	-	-
10+ Assists	-	-
Double-Doubles	-	-
Dunks	-	-
Fouls Drawn	7	7
Points Leader	-	-
Rebound Leader	-	-
Assist Leader	-	-

### 2023-24 Game-by-Game

Date	Opponent	GS	Min	FG	3Pt	FT	OR	DR	TR	PF	A	TO	Blk	Stl	TP
N.6	Abilene Chrst.		21	3-7	3-7	0-0	0	3	3	3	1	1	0	2	9
N.12	Sam Houston		8	0-1	0-1	0-0	0	0	0	1	0	0	0	1	0
N.16	vs. St. Bonaventure		5	0-2	0-2	0-0	0	0	0	0	0	0	0	0	0
N.17	vs. Notre Dame		14	0-3	0-2	0-0	0	1	1	0	0	1	0	0	0
N.20	New Orleans		13	2-5	2-5	1-2	0	3	3	0	0	0	0	1	7
N.24	Houston Chrst.		12	2-4	2-4	2-2	0	4	4	1	1	1	1	1	8
N.30	Creighton		dnp												
D.5	at Southern Ill.		6	0-0	0-0	0-0	0	1	1	0	0	0	0	0	0
D.10	vs. Tulsa		10	0-0	0-0	0-0	0	1	1	0	0	0	0	0	0
D.17	Oral Roberts		7	0-0	0-0	0-0	0	1	1	0	0	0	0	0	0
D.20	Wofford		12	1-3	1-3	0-0	0	1	1	0	0	0	0	0	3
D.31	S. Carolina St.		4	0-0	0-0	0-0	0	0	0	0	0	2	0	0	0
J.3	Chicago St.		5	0-1	0-1	0-0	0	1	1	0	0	0	0	0	0
J.6	Baylor^														
J.9	at Texas Tech^														
J.13	at Iowa St.^														
J.16	Kansas^														
J.20	at Kansas St.^														
J.23	TCU^														
J.27	West Virginia^														
J.30	at Kansas^														
F.3	Kansas St.^														
F.6	at Houston^														
F.10	at Oklahoma^														
F.17	BYU^														
F.21	at Cincinnati^														
F.24	Oklahoma^														
F.28	UCF^														
M. 2	at Texas^														
M. 5	Texas Tech^														
M. 9	at BYU^														

### Profile:

- Pure shooter who can get his shot off from just about anywhere due to his 6-6 frame and high basketball IQ.
- Compared by OSU head coach Mike Boynton to former Cowboy Thomas Dziagwa.
- Named to The Oklahoman's Super 5 first team (along with future Cowboy teammate Brandon Garrison) as one of the state's five-biggest high school hoops standouts.
- Three-star recruit graded out as the No. 3 prospect in the state of Oklahoma and among the top 250 nationally in the Class of 2023, per 247sports.
- Committed to OSU in September of his senior year over Jacksonville State, Nebraska-Omaha, Oral Roberts, South Dakota State and Toledo.
- 2023 Oklahoma Coaches Association All-Star (Large East) averaged 16 points and led Broken Arrow High to a 28-2 record and a 6A state runner-up finish.
- Coached by Beau Wallace.
- Shot 44% from deep on the 2022 EYBL circuit with Team Griffin.
- Son of Chris and Angie Dow.
- Father played basketball at Evangel University.
- Has a younger brother, Corbin, and a younger sister, Audrey.
- Plans to major in Sports Management.

# Player Bios



# 14



## Jamyron Keller

6-3 | 210 | FR-HS | G | St. Matthews, S.C. | Ellison HS (Texas)

### Keller's Career Statistics

Season	School	GP-GS	MIN/MPG	FGM-A	FG%	3FGM-A	3FG%	FTM-A	FT%	OR	DR	TR	RPG	PF-FO	A	TO	BLK	STL	TP	PPG
2023-24	OSU (Fr.)	9-0	129/14.3	22-38	.579	7-17	.412	6-8	.750	6	11	17	1.9	10-0	13	13	0	1	57	6.3
<b>OSU TOTALS</b>		<b>9-0</b>	<b>129/14.3</b>	<b>22-38</b>	<b>.579</b>	<b>7-17</b>	<b>.412</b>	<b>6-8</b>	<b>.750</b>	<b>6</b>	<b>11</b>	<b>17</b>	<b>1.9</b>	<b>10-0</b>	<b>13</b>	<b>13</b>	<b>0</b>	<b>1</b>	<b>57</b>	<b>6.3</b>

### Keller's Career Bests

Points	18	NEW ORLEANS (11/20/23)
Rebounds	4	at Southern Illinois (12/5/23)
FG Made	7	NEW ORLEANS (11/20/23)
FG Attempts	10	NEW ORLEANS (11/20/23)
3-Point FGM	4	NEW ORLEANS (11/20/23)
3-Point Att.	7	NEW ORLEANS (11/20/23)
FT Made	3	vs. Tulsa (12/10/23)
FT Attempts	3	vs. Tulsa (12/10/23)
Assists	2	3x, Last: SCSU (12/31/23)
Steals	1	HOUSTON CHRST (11/24/23)
Blocks		
Minutes	24:14	NEW ORLEANS (11/20/23)

### Misc. Totals

	23-24	Career
10+ Points	2	2
20+ Points	-	-
30+ Points	-	-
10+ Rebounds	-	-
10+ Assists	-	-
Double-Doubles	-	-
Dunks	3	3
Fouls Drawn	8	8
Points Leader	1	1
Rebound Leader	-	-
Assist Leader	-	-


### 2023-24 Game-by-Game

Date	Opponent	GS	Min	FG	3Pt	FT	OR	DR	TR	PF	A	TO	Blk	Stl	TP
N.6	Abilene Chrst.	dnp													
N.12	Sam Houston	dnp													
N.16	vs. St. Bonaventure	dnp													
N.17	vs. Notre Dame	dnp													
N.20	New Orleans	24	7-10	4-7	0-1	0	2	2	1	1	3	0	0	18	
N.24	Houston Chrst.	19	4-4	1-1	1-2	0	3	3	3	2	2	0	1	10	
N.30	Creighton	13	1-2	0-1	0-0	1	0	1	2	1	0	0	0	2	
D.5	at Southern Ill.	13	2-5	0-1	0-0	2	2	4	2	2	1	0	0	4	
D.10	vs. Tulsa	13	2-3	1-2	3-3	0	1	1	0	1	2	0	0	8	
D.17	Oral Roberts	14	3-4	1-2	0-0	0	0	0	0	1	0	0	0	7	
D.20	Wofford	12	1-3	0-1	2-2	0	1	1	1	1	2	0	0	4	
D.31	S. Carolina St.	10	1-4	0-1	0-0	2	0	2	1	2	2	0	0	2	
J.3	Chicago St.	11	1-3	0-1	0-0	1	2	3	0	1	1	0	0	2	
J.6	Baylor <sup>^</sup>														
J.9	at Texas Tech <sup>^</sup>														
J.13	at Iowa St. <sup>^</sup>														
J.16	Kansas <sup>^</sup>														
J.20	at Kansas St. <sup>^</sup>														
J.23	TCU <sup>^</sup>														
J.27	West Virginia <sup>^</sup>														
J.30	at Kansas <sup>^</sup>														
F.3	Kansas St. <sup>^</sup>														
F.6	at Houston <sup>^</sup>														
F.10	at Oklahoma <sup>^</sup>														
F.17	BYU <sup>^</sup>														
F.21	at Cincinnati <sup>^</sup>														
F.24	Oklahoma <sup>^</sup>														
F.28	UCF <sup>^</sup>														
M. 2	at Texas <sup>^</sup>														
M. 5	Texas Tech <sup>^</sup>														
M. 9	at BYU <sup>^</sup>														

### Profile:

- Tough competitor who can shoot, get down hill and create.
- Scored more than 2,500 career points at the high school level and was 5A player of the year in the state of Texas.
- 2022-23 UIL Texas Class 5A Player of the Year was a four-year starter at Ellison High School and finished as the program's all-time scoring leader (2,284+).
- Led the Eagles to a 37-3 record and a runner-up finish in Class 5A (the school's first state tournament appearance in 31 years).
- One of 10 finalists for the 2023 Dave Campbell Mr. Texas Basketball Award, given annually to the state's top high school player.
- Three-star recruit ranked No. 132 by Rivals and No. 139 by 247sports in the Class of 2023.
- Picked OSU over a long list of suitors including Kansas State, Missouri State, North Texas, Old Dominion, Oral Roberts, Prairie View A&M, Saint Louis, Sam Houston, SMU, Texas State, VCU, Wichita State and Wyoming.
- Coached by Alberto Jones.
- Played summer ball with future Cowboy teammate Justin McBride on the 2022 Nike EYBL circuit and helped key Team Drive's undefeated run through the Peach Jam Invitational. At the event he averaged 15.1 points, 4.4 rebounds and 4.0 assists over seven games while shooting 54% from the field.
- Born Feb. 17, 2005.
- Son of Kayla Keller.
- Grandfather, Tom Frederick, is a longtime high school coach in South Carolina.

# Player Bios



# 15



## Carson Sager

6-4 | 207 | SR-2L | G | Wichita Falls, Texas | Rider HS

### Sager's Career Statistics

Season	School	GP-GS	MIN/MPG	FGM-A	FG%	3FGM-A	3FG%	FTM-A	FT%	OR	DR	TR	RPG	PF-FO	A	TO	BLK	STL	TP	PPG	
2020-21	OSU (Fr.)			Did not see action																	
2021-22	OSU (So.)	4-0	6/1.4	0-1	.000	0-0	---	2-2	1.000	1	0	1	0.3	0-0	0	0	0	1	2	0.5	
2022-23	OSU (Jr.)	7-0	8/1.1	0-0	---	0-0	---	0-0	---	0	1	1	0.1	1-0	0	2	0	0	0	0.0	
<b>2023-24</b>	<b>OSU (Sr.)</b>	<b>5-0</b>	<b>7/1.3</b>	<b>0-4</b>	<b>.000</b>	<b>0-2</b>	<b>.000</b>	<b>0-2</b>	<b>.000</b>	<b>1</b>	<b>0</b>	<b>1</b>	<b>0.2</b>	<b>2-0</b>	<b>0</b>	<b>1</b>	<b>0</b>	<b>0</b>	<b>0</b>	<b>0.0</b>	
<b>OSU TOTALS</b>		<b>16-0</b>	<b>20/1.3</b>	<b>0-5</b>	<b>.000</b>	<b>0-2</b>	<b>.000</b>	<b>2-4</b>	<b>.500</b>	<b>2</b>	<b>1</b>	<b>3</b>	<b>0.2</b>	<b>3-0</b>	<b>0</b>	<b>3</b>	<b>0</b>	<b>1</b>	<b>2</b>	<b>0.1</b>	

### Sager's Career Bests

Points	2	UT ARLINGTON (11/9/21)
Rebounds	1	3x, Last: CHICAGO ST. (1/3/24)
FG Made		
FG Attempts	1	2x, Last: HCU (11/24/23)
3-Point FGM		
3-Point Att.	1	HOUSTON CHRST (11/24/23)
FT Made	2	UT ARLINGTON (11/9/21)
FT Attempts	2	2x, Last: CHICAGO ST. (1/3/24)
Assists		
Steals	1	vs. Col. of Charleston (11/22/21)
Blocks		
Minutes	2	2x, Last: PV A&M (11/27/22)

### Misc. Totals

23-24	Career
10+ Points	-
20+ Points	-
30+ Points	-
10+ Rebounds	-
10+ Assists	-
Double-Doubles	-
Dunks	-
Fouls Drawn	1
Points Leader	-
Rebound Leader	-
Assist Leader	-


### 2023-24 Game-by-Game

Date	Opponent	GS	Min	FG	3Pt	FT	OR	DR	TR	PF	A	TO	Blk	Stl	TP
N.6	Abilene Chrst.	dnp													
N.12	Sam Houston	dnp													
N.16	vs. St. Bonaventure	dnp													
N.17	vs. Notre Dame	dnp													
N.20	New Orleans	1	0-0	0-0	0-0	0	0	0	0	0	0	0	0	0	0
N.24	Houston Chrst.	1	0-1	0-1	0-0	0	0	0	0	1	0	0	0	0	0
N.30	Creighton	dnp													
D.5	at Southern Ill.	dnp													
D.10	vs. Tulsa	dnp													
D.17	Oral Roberts	2	0-2	0-1	0-0	0	0	0	0	0	0	0	0	0	0
D.20	Wofford	dnp													
D.31	S. Carolina St.	1	0-0	0-0	0-0	0	0	0	0	0	0	1	0	0	0
J.3	Chicago St.	1	0-1	0-0	0-2	1	0	1	1	1	0	0	0	0	0
J.6	Baylor^														
J.9	at Texas Tech^														
J.13	at Iowa St.^														
J.16	Kansas^														
J.20	at Kansas St.^														
J.23	TCU^														
J.27	West Virginia^														
J.30	at Kansas^														
F.3	Kansas St.^														
F.6	at Houston^														
F.10	at Oklahoma^														
F.17	BYU^														
F.21	at Cincinnati^														
F.24	Oklahoma^														
F.28	UCF^														
M. 2	at Texas^														
M. 5	Texas Tech^														
M. 9	at BYU^														

### Profile:

- The longest-tenured Cowboy (along with fellow walk-on Weston Church) enters his fourth season with the program.
- First Team Academic All-Big 12 as a junior and an NABC Honors Court qualifier.
- Saw time in seven games in 2022-23, including all three wins over Oklahoma.
- Appeared in four games for the Cowboys as a sophomore and recorded a bucket against UT Arlington in the Nov. 9 season opener.
- Saw his first Big 12 action against West Virginia (Feb. 12, 2022), clocking two minutes.
- Class of 2020 valedictorian at Rider High School in Wichita Falls, Texas...
- Younger brother of former Cowboy Christien Sager, who played at OSU from 2011-15..
- Son of Charlie and Tacy Sager... Father played basketball at Utah State and Midwestern State... Older sister Kelsie played beach volleyball at Central Arkansas.
- Born on Aug. 27, 2001.
- Majoring in electrical engineering at Oklahoma State.
- Spent the summer of 2023 interning at NASA.

# Player Bios



# 21



## Justin McBride

6-8 | 230 | FR-HS | F | Plano, Texas | Plano HS

### McBride's Career Statistics

Season	School	GP-GS	MIN/MPG	FGM-A	FG%	3FGM-A	3FG%	FTM-A	FT%	OR	DR	TR	RPG	PF-FO	A	TO	BLK	STL	TP	PPG
2023-24	OSU (Fr.)	11-0	90/8.2	17-29	.586	4-11	.364	0-3	.000	6	11	17	1.5	12-0	1	5	3	2	38	3.5
<b>OSU TOTALS</b>		<b>11-0</b>	<b>90/8.2</b>	<b>17-29</b>	<b>.586</b>	<b>4-11</b>	<b>.364</b>	<b>0-3</b>	<b>.000</b>	<b>6</b>	<b>11</b>	<b>17</b>	<b>1.5</b>	<b>12-0</b>	<b>1</b>	<b>5</b>	<b>3</b>	<b>2</b>	<b>38</b>	<b>3.5</b>

### McBride's Career Bests

Points	8	SAM HOUSTON (11/12/23)
Rebounds	5	HOUSTON CHRST (11/24/23)
FG Made	3	3x, Last: CHICAGO ST (1/3/24)
FG Attempts	7	SAM HOUSTON (11/12/23)
3-Point FGM	2	SAM HOUSTON (11/12/23)
3-Point Att.	4	SAM HOUSTON (11/12/23)
FT Made		
FT Attempts	1	ABILENE CHRST. (11/6/23)
Assists	1	S. CAROLINA ST. (12/31/23)
Steals	1	2x, Last: SCSU (12/31/23)
Blocks	1	3x, Last: SCSU (12/31/23)
Minutes	17	HOUSTON CHRST (11/24/23)

### Misc. Totals

	23-24	Career
10+ Points	-	-
20+ Points	-	-
30+ Points	-	-
10+ Rebounds	-	-
10+ Assists	-	-
Double-Doubles	-	-
Dunks	2	2
Fouls Drawn	3	3
Points Leader	-	-
Rebound Leader	-	-
Assist Leader	-	-

### 2023-24 Game-by-Game

Date	Opponent	GS	Min	FG	3Pt	FT	OR	DR	TR	PF	A	TO	Blk	Stl	TP
N.6	Abilene Chrst.	15	1-3	0-1	0-1	1	1	2	1	0	0	0	0	0	2
N.12	Sam Houston	12	3-7	2-4	0-0	0	1	1	2	0	0	1	0	0	8
N.16	vs. St. Bonaventure	7	2-3	0-0	0-0	1	0	1	1	0	1	0	0	0	4
N.17	vs. Notre Dame	10	2-3	0-1	0-0	1	2	3	3	0	2	0	0	0	4
N.20	New Orleans	10	3-3	0-0	0-0	1	1	2	2	0	0	0	0	0	6
N.24	Houston Chrst.	17	1-3	1-2	0-0	0	5	5	2	0	1	1	0	0	3
N.30	Creighton	1	0-1	0-1	0-0	0	0	0	0	0	0	0	0	0	0
D.5	at Southern Ill.	dnp													
D.10	vs. Tulsa	dnp													
D.17	Oral Roberts	4	0-0	0-0	0-0	0	0	0	0	0	1	0	1	0	0
D.20	Wofford	5	1-2	0-1	0-0	0	0	0	0	0	0	0	0	0	2
D.31	S. Carolina St.	4	1-1	1-1	0-2	0	1	1	0	1	0	1	1	1	3
J.3	Chicago St.	5	3-3	0-0	0-0	2	0	2	0	0	0	0	0	0	6
J.6	Baylor^														
J.9	at Texas Tech^														
J.13	at Iowa St.^														
J.16	Kansas^														
J.20	at Kansas St.^														
J.23	TCU^														
J.27	West Virginia^														
J.30	at Kansas^														
F.3	Kansas St.^														
F.6	at Houston^														
F.10	at Oklahoma^														
F.17	BYU^														
F.21	at Cincinnati^														
F.24	Oklahoma^														
F.28	UCF^														
M. 2	at Texas^														
M. 5	Texas Tech^														
M. 9	at BYU^														

### Profile:

- Skilled forward with size and athleticism.
- Can score from inside or on the perimeter.
- The Big 12's second-youngest player (he turned 18 on July 25) behind Iowa State's JT Rock.
- Dallas area standout earned four-star ratings from Rivals and 247sports while rankings No. 79 and 127 on their respective national lists.
- Signed with OSU in the Fall of 2022 over finalists Arizona State and Missouri.
- Also held reported offers from Arkansas, Colorado State, Kansas, Kansas State, Missouri, TCU and UNLV.
- Chose the Pokes because of head coach Mike Boynton and the program's style of play.
- Spent a portion of his high school career at Oak Hill Academy (Va.) competing in the NIBC before returning home to Texas.
- As a senior at Plano High, was one of nine players named to the inaugural THSCA 6A Boys Basketball Super Elite Team, which recognizes student-athletes from around the state of Texas for their exemplary athletic achievements. Helped his team to a top-10 ranking in Texas' largest classification and was named First Team UIL All-State in 6A.
- In the summer before his junior year, helped Team USA to a gold medal at the 2021 FIBA U16 Americas Championship in Xalapa, Mexico, averaging 7.7 points, 5.5 rebounds, 1.8 blocks and 1.0 steal over six games.
- Attended USA Basketball Junior National Team mini camps in March and October of 2022 - the latter alongside two of his future OSU teammates, Brandon Garrison and Eric Dailey Jr.
- Plans to major in Broadcast Communications.

# Player Bios



# 22



## Brooks Manzer

6-3 | 190 | JR-1L | G | Edmond, Okla. | Memorial HS

### Manzer's Career Statistics

Season	School	GP-GS	MIN/MPG	FGM-A	FG%	3FGM-A	3FG%	FTM-A	FT%	OR	DR	TR	RPG	PF-FO	A	TO	BLK	STL	TP	PPG	
2020-21	OSU (Fr.)																				
2022-23	OSU (So.)	3-0	4 / 1.4	0-0	---	0-0	---	0-0	---	0	1	1	0.3	0-0	1	0	0	0	0	0.0	
<b>2023-24</b>	<b>OSU (Jr.)</b>																				
	<b>OSU TOTALS</b>	<b>3-0</b>	<b>4 / 1.4</b>	<b>0-0</b>	<b>---</b>	<b>0-0</b>	<b>---</b>	<b>0-0</b>	<b>---</b>	<b>0</b>	<b>1</b>	<b>1</b>	<b>0.3</b>	<b>0-0</b>	<b>1</b>	<b>0</b>	<b>0</b>	<b>0</b>	<b>0</b>	<b>0.0</b>	

### Manzer's Career Bests

Points	-	-
Rebounds	1	PRAIRIE VIEW (11/27/22)
FG Made	-	-
FG Attempts	-	-
3-Point FGM	-	-
3-Point Att.	-	-
FT Made	-	-
FT Attempts	-	-
Assists	1	at Oakland (11/13/22)
Steals	-	-
Blocks	-	-
Minutes	2	TULSA (11/25/22)

### Misc. Totals

Misc. Totals	23-24	Career
10+ Points	-	-
20+ Points	-	-
30+ Points	-	-
10+ Rebounds	-	-
10+ Assists	-	-
Double-Doubles	-	-
Dunks	-	-
Fouls Drawn	-	-
Points Leader	-	-
Rebound Leader	-	-
Assist Leader	-	-

### 2023-24 Game-by-Game

Date	Opponent	GS	Min	FG	3Pt	FT	OR	DR	TR	PF	A	TO	Blk	Stl	TP
N.6	Abilene Chrst.		dnp												
N.12	Sam Houston		dnp												
N.16	vs. St. Bonaventure		dnp												
N.17	vs. Notre Dame		dnp												
N.20	New Orleans		dnp												
N.24	Houston Chrst.		dnp												
N.30	Creighton		dnp												
D.5	at Southern Ill.		dnp												
D.10	vs. Tulsa		dnp												
D.17	Oral Roberts		dnp												
D.20	Wofford		dnp												
D.31	S. Carolina St.		dnp												
J.3	Chicago St.		dnp												
J.6	Baylor^														
J.9	at Texas Tech^														
J.13	at Iowa St.^														
J.16	Kansas^														
J.20	at Kansas St.^														
J.23	TCU^														
J.27	West Virginia^														
J.30	at Kansas^														
F.3	Kansas St.^														
F.6	at Houston^														
F.10	at Oklahoma^														
F.17	BYU^														
F.21	at Cincinnati^														
F.24	Oklahoma^														
F.28	UCF^														
M. 2	at Texas^														
M. 5	Texas Tech^														
M. 9	at BYU^														

### Profile:

- Walk-on guard begins his third year with the OSU program.
  - Appeared in three games as a sophomore in 2022-23 – all in the month of November – but battled injuries the rest of the way.
  - Made his collegiate debut at Oakland (Nov. 13, 2022) and tallied his first career assist... Also saw time in wins over Tulsa (Nov. 25) and Prairie View (Nov. 27).
  - Did not suit up as a freshman while recovering from an ACL injury suffered during his senior year of high school.
  - Three-year letter winner at Edmond Memorial High School near Oklahoma City but missed most of his senior year due to ACL surgery.
  - Played on three consecutive state tournament teams, including a state runner-up in 2021.
  - Winner of the Bulldog Spirit Award for his outstanding leadership.
  - Also lettered twice in baseball, batting .337 as a senior.
- Born Oct. 23, 2022.
- Son of Bryndon and Janie Manzer.
  - Has completed all requirements necessary to become an Eagle Scout.
  - Is the 13th member of his family to attend Oklahoma State.
  - Father played for the Cowboys from 1992-94 under Eddie Sutton.
  - Grandfather, Lee, taught marketing at OSU for 43 years and has served as official scorer for Cowboy home games for more than three decades.

# Player Bios



# 23



## Brandon Garrison

6-11 | 245 | FR-HS | C | Oklahoma City, Okla. | Del City HS

### Garrison's Career Statistics

Season	School	GP-GS	MIN/MPG	FGM-A	FG%	3FGM-A	3FG%	FTM-A	FT%	OR	DR	TR	RPG	PF-FO	A	TO	BLK	STL	TP	PPG
2023-24	OSU (Fr.)	13-10	241/18.5	31-57	.544	0-0	.000	11-21	.524	20	55	75	5.8	37-1	19	18	24	8	73	5.6
<b>OSU TOTALS</b>		<b>13-10</b>	<b>241/18.5</b>	<b>31-57</b>	<b>.544</b>	<b>0-0</b>	<b>.000</b>	<b>11-21</b>	<b>.524</b>	<b>20</b>	<b>55</b>	<b>75</b>	<b>5.8</b>	<b>37-1</b>	<b>19</b>	<b>18</b>	<b>24</b>	<b>8</b>	<b>73</b>	<b>5.6</b>

### Garrison's Career Bests

Points	11	S. CAROLINA ST. (12/31/23)
Rebounds	10	2x, Last: SCSU (12/31/23)
FG Made	4	3x, Last: SCSU (12/31/23)
FG Attempts	8	2x, Last: CREIGHTON (11/30/23)
3-Point FGM	-	-
3-Point Att.	-	-
FT Made	3	2x, Last: SCSU (12/31/23)
FT Attempts	6	2x, Last: SCSU (12/31/23)
Assists	6	ORAL ROBERTS (12/17/23)
Steals	2	vs. Notre Dame (11/17/23) in OT
Blocks	6	HOUSTON CHRST (11/24/23)
Minutes	35:37	vs. Notre Dame (11/17/23) in OT

### Misc. Totals

	23-24	Career
10+ Points	2	2
20+ Points	-	-
30+ Points	-	-
10+ Rebounds	2	2
10+ Assists	-	-
Double-Doubles	1	1
Dunks	9	9
Fouls Drawn	19	19
Points Leader	-	-
Rebound Leader	5	5
Assist Leader	-	-

### 2023-24 Game-by-Game

Date	Opponent	GS	Min	FG	3Pt	FT	OR	DR	TR	PF	A	TO	Blk	Stl	TP
N.6	Abilene Chrst.		8	0-0	0-0	1-2	0	0	0	2	0	0	0	1	1
N.12	Sam Houston		14	3-4	0-0	0-0	3	5	8	1	0	2	3	0	6
N.16	vs. St. Bonaventure		11	0-1	0-0	0-0	3	3	6	3	1	1	1	0	0
N.17	vs. Notre Dame	*	36	3-6	0-0	3-6	2	3	5	5	2	1	1	2	9
N.20	New Orleans	*	15	2-3	0-0	0-2	1	0	1	3	2	0	0	0	4
N.24	Houston Chrst.	*	18	4-8	0-0	2-2	1	4	5	3	2	1	6	0	10
N.30	Creighton	*	18	3-8	0-0	0-0	1	4	5	4	0	1	2	1	6
D.5	at Southern Ill.	*	22	2-5	0-0	0-1	5	5	10	2	0	3	2	1	4
D.10	vs. Tulsa	*	18	3-4	0-0	0-0	0	7	7	4	1	4	0	1	6
D.17	Oral Roberts	*	19	4-6	0-0	0-0	1	8	9	0	6	2	0	0	8
D.20	Wofford	*	19	1-3	0-0	0-0	0	4	4	3	0	0	2	0	2
D.31	S. Carolina St.	*	24	4-7	0-0	3-6	1	9	10	4	4	1	3	1	11
J.3	Chicago St.	*	19	2-2	0-0	2-2	2	3	5	3	1	2	4	1	6
J.6	Baylor^														
J.9	at Texas Tech^														
J.13	at Iowa St.^														
J.16	Kansas^														
J.20	at Kansas St.^														
J.23	TCU^														
J.27	West Virginia^														
J.30	at Kansas^														
F.3	Kansas St.^														
F.6	at Houston^														
F.10	at Oklahoma^														
F.17	BYU^														
F.21	at Cincinnati^														
F.24	Oklahoma^														
F.28	UCF^														
M. 2	at Texas^														
M. 5	Texas Tech^														
M. 9	at BYU^														

### Profile:

- Oklahoma State's ninth McDonald's All-American and the second signed by head coach Mike Boynton, joining Cade Cunningham (2020).
- Added 18 pounds of muscle during the eight-week summer session.
- Started for the West squad and scored 11 points on 5-of-5 shooting in the 2023 McDonald's All-American game.
- Consensus four-star recruit in the Class of 2023, ranked as high as No. 30 by Rivals and also earned high grades from 247sports (36), ESPN (41) and On3 (43). Picked OSU over Arkansas, Florida, Houston, Kansas, LSU, Oklahoma, SMU, Texas, Texas A&M, Texas Tech, Tulsa.
- One of 25 players named to USA Today's All-USA Team.
- One of 30 included on the Jordan Brand's 2023 All-Star roster.
- 2023 Gatorade and MaxPreps Player of the Year in the state of Oklahoma.
- Two-time Daily Oklahoman Super 5 selection.
- Voted OKC Metro 2022-23 Boys Athlete of the Year (all sports).
- Led his team to a pair of 5A state titles (the school's first in more than four decades) in 2021 and 2023 plus a runner-up finish in between (2022).
- Averaged a double-double as a senior (15.7 ppg, 10.0 rpg) along with 3.0 assists, 1.2 steals and 1.7 blocks.
- Teamed up with Eric Dailey Jr. to win a gold medal with Team USA at the 2022 FIBA U18 Americas in Mexico.
- Turned down a chance to play in the 2023 FIBA U19 World Cup in order to rest up for his first season of college ball.
- Son of Tim Garrison and Toni and Sidricke Lewis.
- Has two sisters, Kimbrie and Bryana, and two brothers, Brayden and Donavon.

# Player Bios



# 24



## Isaiah Miranda

7-1 | 220 | RS-FR-TR | F/C | Pawtucket, R.I. | Southern California Academy / NC State

### Miranda's Career Statistics

Season	School	GP-GS	MIN/MPG	FGM-A	FG%	3FGM-A	3FG%	FTM-A	FT%	OR	DR	TR	RPG	PF-FO	A	TO	BLK	STL	TP	PPG
2022-23	NC State (Fr.)																			
2023-24	OSU (R-Fr.)	3-0	16/5.5	3-7	.429	1-2	.500	1-2	.500	2	5	7	2.3	5-0	0	3	0	1	8	2.7
<b>OSU TOTALS</b>		<b>3-0</b>	<b>16/5.5</b>	<b>3-7</b>	<b>.429</b>	<b>1-2</b>	<b>.500</b>	<b>1-2</b>	<b>.500</b>	<b>2</b>	<b>5</b>	<b>7</b>	<b>2.3</b>	<b>5-0</b>	<b>0</b>	<b>3</b>	<b>0</b>	<b>1</b>	<b>8</b>	<b>2.7</b>

### Miranda's Career Bests

Points	6	ORAL ROBERTS (12/17/23)
Rebounds	5	ORAL ROBERTS (12/17/23)
FG Made	2	ORAL ROBERTS (12/17/23)
FG Attempts	3	2x, Last: ORU (12/17/23)
3-Point FGM	1	ORAL ROBERTS (12/17/23)
3-Point Att.	1	2x, Last: WOFFORD(12/20/23)
FT Made	1	ORAL ROBERTS (12/17/23)
FT Attempts	2	ORAL ROBERTS (12/17/23)
Assists		
Steals	1	vs. Tulsa (12/10/23)
Blocks		
Minutes	9:59	ORAL ROBERTS (12/17/23)

### Misc. Totals

Misc. Totals	23-24	Career
10+ Points	-	-
20+ Points	-	-
30+ Points	-	-
10+ Rebounds	-	-
10+ Assists	-	-
Double-Doubles	-	-
Dunks	2	2
Fouls Drawn	3	3
Points Leader	-	-
Rebound Leader	-	-
Assist Leader	-	-

### 2023-24 Game-by-Game


Date	Opponent	GS	Min	FG	3Pt	FT	OR	DR	TR	PF	A	TO	Blk	Stl	TP
N.6	Abilene Chrst.	dnp													
N.12	Sam Houston	dnp													
N.16	vs. St. Bonaventure	dnp													
N.17	vs. Notre Dame	dnp													
N.20	New Orleans	dnp													
N.24	Houston Chrst.	dnp													
N.30	Creighton	dnp													
D.5	at Southern Ill.	dnp													
D.10	vs. Tulsa	4	1-3	0-0	0-0	1	1	2	2	0	1	0	1	2	
D.17	Oral Roberts	10	2-3	1-1	1-2	1	4	5	1	0	0	0	0	6	
D.20	Wofford	2	0-1	0-1	0-0	0	0	0	1	0	2	0	0	0	
D.31	S. Carolina St.	dnp													
J.3	Chicago St.	dnp													
J.6	Baylor^														
J.9	at Texas Tech^														
J.13	at Iowa St.^														
J.16	Kansas^														
J.20	at Kansas St.^														
J.23	TCU^														
J.27	West Virginia^														
J.30	at Kansas^														
F.3	Kansas St.^														
F.6	at Houston^														
F.10	at Oklahoma^														
F.17	BYU^														
F.21	at Cincinnati^														
F.24	Oklahoma^														
F.28	UCF^														
M. 2	at Texas^														
M. 5	Texas Tech^														
M. 9	at BYU^														

### Profile:

- Consensus four-star, top-60 recruit in Class of 2022 got an early start to his college career when he reclassified and joined NC State for the spring semester.
- Went through the NBA Draft process following the season and drew interest from a number of teams.
- 7-foot-1 athlete has a 39-inch vertical leap and can score from inside or out.
- Enrolled at NC State in December, 2022.
- Practiced with the team but did not see game action, preserving all four years of his collegiate eligibility.
- Ranked No. 30 overall prospect in country by Rivals, No. 40 by On3, No. 47 by 247Sports and No. 55 by ESPN.
- Coming out of high school, held reported offers from UCLA, UConn, Texas, USC, Oregon, Louisville and Georgetown before deciding on NC State.
- Attended Southern California Academy in Los Angeles for a post-grad year before deciding to reclassify to Class of 2022.
- Played his senior season at Springfield Commonwealth Academy (Springfield, Mass.).
- Averaged 20 points and 12 rebounds.
- Helped lead SCA to AAA Power 5 Conference Championship Game.
- Attended The Phelps School in Malvern, Pa., for two years and William E. Tolman High School in Pawtucket, R.I., as a freshman
- Played AAU basketball for Rhode Island Elite.



# Player Bios



# 32



## Mike Marsh

6-10 | 250 | RS-SR-TR | C | Columbia, S.C. | Gray Collegiate Academy / Dodge City CC / Jacksonville

### Marsh's Career Statistics

Season	School	GP-GS	MIN/MPG	FGM-A	FG%	3FGM-A	3FG%	FTM-A	FT%	OR	DR	TR	RPG	PF-FO	A	TO	BLK	STL	TP	PPG
2019-20	Dodge City CC (Fr.)			Redshirted																
2020-21	Dodge City CC (R-Fr.)			Junior College																
2021-22	Jacksonville (R-So.)	29-22	705/24.3	97-187	.519	0-1	0.000	57-101	.564	68	90	158	5.4	68-1	36	44	5	13	251	8.7
2022-23	Jacksonville (R-Jr.)	22-14	510/23.2	96-174	.552	0-2	0.000	38-55	.691	35	72	107	4.9	41-2	17	36	4	16	230	10.5
<b>2023-24</b>	<b>OSU (R-Sr.)</b>	<b>12-3</b>	<b>206/17.2</b>	<b>36-62</b>	<b>.581</b>	<b>0-0</b>	<b>.000</b>	<b>10-16</b>	<b>.625</b>	<b>19</b>	<b>30</b>	<b>49</b>	<b>4.1</b>	<b>25-0</b>	<b>15</b>	<b>17</b>	<b>5</b>	<b>2</b>	<b>82</b>	<b>6.8</b>
<b>OSU TOTALS</b>		<b>12-3</b>	<b>206/17.2</b>	<b>36-62</b>	<b>.581</b>	<b>0-0</b>	<b>.000</b>	<b>10-16</b>	<b>.625</b>	<b>19</b>	<b>30</b>	<b>49</b>	<b>4.1</b>	<b>25-0</b>	<b>15</b>	<b>17</b>	<b>5</b>	<b>2</b>	<b>82</b>	<b>6.8</b>
NCAA TOTALS		63-39	1420/22.5	229-423	.541	0-3	.000	105-172	.610	122	192	314	5.0	134-3	68	97	14	31	563	8.9

### Marsh's OSU Bests

Points	14	HOUSTON CHRST (11/24/23)
Rebounds	11	NEW ORLEANS (11/20/23)
FG Made	6	2x, Last: HCU (11/24/23)
FG Attempts	10	ABILENE CHRST. (11/6/23)
3-Point FGM		
3-Point Att.		
FT Made	3	NEW ORLEANS (11/20/23)
FT Attempts	6	NEW ORLEANS (11/20/23)
Assists	3	2x, Last: SIU (12/5/23)
Steals	1	2x, Last: HCU (11/24/23)
Blocks	1	5x, Last: vs. Tulsa (12/10/23)
Minutes	28:29	vs. St. Bonaventure (11/16/23)

### Misc. Totals

	23-24	Career
10+ Points	3	3
20+ Points	-	-
30+ Points	-	-
10+ Rebounds	1	1
10+ Assists	-	-
Double-Doubles	1	1
Dunks	2	2
Fouls Drawn	21	21
Points Leader	1	1
Rebound Leader	2	2
Assist Leader	-	-

### 2023-24 Game-by-Game

Date	Opponent	GS	Min	FG	3Pt	FT	OR	DR	TR	PF	A	TO	Blk	Stl	TP
N.6	Abilene Chrst.	*	22	6-10	0-0	1-2	1	8	9	1	2	1	1	0	13
N.12	Sam Houston	*	17	1-3	0-0	1-1	0	4	4	3	1	1	1	1	3
N.16	vs. St. Bonaventure	*	28	4-4	0-0	1-2	3	3	6	4	2	1	0	0	9
N.17	vs. Notre Dame		dnp												
N.20	New Orleans		19	5-7	0-0	3-6	6	5	11	2	3	1	1	0	13
N.24	Houston Chrst.		16	6-9	0-0	2-2	3	2	5	2	1	1	0	1	14
N.30	Creighton		19	3-9	0-0	0-1	0	0	0	2	0	2	0	0	6
D.5	at Southern Ill.		17	1-3	0-0	0-0	2	2	4	2	3	2	1	0	2
D.10	vs. Tulsa		20	2-5	0-0	0-0	2	2	4	2	0	2	1	0	4
D.17	Oral Roberts		10	2-3	0-0	2-2	0	0	0	1	1	2	0	0	6
D.20	Wofford		14	3-3	0-0	0-0	1	1	2	0	1	2	0	0	6
D.31	S. Carolina St.		11	1-3	0-0	0-0	1	2	3	4	1	1	0	0	2
J.3	Chicago St.		12	2-3	0-0	0-0	0	1	1	0	0	1	0	0	4
J.6	Baylor^														
J.9	at Texas Tech^														
J.13	at Iowa St.^														
J.16	Kansas^														
J.20	at Kansas St.^														
J.23	TCU^														
J.27	West Virginia^														
J.30	at Kansas^														
F.3	Kansas St.^														
F.6	at Houston^														
F.10	at Oklahoma^														
F.17	BYU^														
F.21	at Cincinnati^														
F.24	Oklahoma^														
F.28	UCF^														
M. 2	at Texas^														
M. 5	Texas Tech^														
M. 9	at BYU^														

### Profile:

- Stalwart in the low post who featured prominently at Jacksonville for the past two seasons and will play his final collegiate season in Stillwater.
- Started 36 games in two seasons at Jacksonville.
- As a redshirt junior in 2022-23, averaged 10.5 points and 4.9 rebounds in 23.3 minutes while shooting 55.2% from the field.
- Scored in double-figures 14 times in 22 games.
- As a redshirt sophomore in 2021-22, posted the ASUN's best offensive rebound percentage during conference play (14.4) and finished the year ranked 73rd nationally in that category (12.4%), per KenPom.
- Helped his team to 21 wins and a runner-up finish at the 2022 ASUN tournament.
- Redshirted as a freshman at USC Salkehatchie (2019-20) before following head coach Jake Williams to Dodge City (Kan.) Community College where he earned second team All-Kansas Jayhawk Conference honors as a redshirt freshman (2020-21). Averaged 11.7 points and 6.9 rebounds while posting the second-highest season shooting percentage on program history (67.1%).
- Started playing organized basketball as a high school junior at Gray Collegiate Academy in West Columbia, S.C. and was coached by one of Mike Boynton's former South Carolina teammates, Brandon Wallace.
- Helped the War Eagles to the Class 2A state title as a senior and also played defensive end on the football team.

# Player Bios



# 35



## Weston Church

6-3 | 180 | SR-2L | G | Fairview, Okla. | Fairview HS

### Church's Career Statistics

Season	School	GP-GS	MIN/MPG	FGM-A	FG%	3FGM-A	3FG%	FTM-A	FT%	OR	DR	TR	RPG	PF-FO	A	TO	BLK	STL	TP	PPG
2020-21	OSU (Fr.)			<i>Did not see action</i>																
2021-22	OSU (So.)	4-0	6/1.4	1-3	.333	0-0	---	0-0	---	1	0	1	0.3	1-0	0	1	0	1	2	0.5
2022-23	OSU (Jr.)	7-0	8/1.1	1-1	1.000	1-1	1.000	0-0	---	0	1	1	0.1	1-0	0	0	0	0	3	0.4
<b>2023-24</b>	<b>OSU (Sr.)</b>	<b>4-0</b>	<b>6/1.4</b>	<b>1-3</b>	<b>.333</b>	<b>0-1</b>	<b>.000</b>	<b>0-2</b>	<b>.000</b>	<b>1</b>	<b>0</b>	<b>1</b>	<b>0.3</b>	<b>0-0</b>	<b>0</b>	<b>2</b>	<b>0</b>	<b>1</b>	<b>2</b>	<b>0.5</b>
<b>OSU TOTALS</b>		<b>15-0</b>	<b>19/1.3</b>	<b>3-7</b>	<b>.429</b>	<b>1-2</b>	<b>.500</b>	<b>0-2</b>	<b>.000</b>	<b>2</b>	<b>1</b>	<b>3</b>	<b>0.2</b>	<b>2-0</b>	<b>0</b>	<b>3</b>	<b>0</b>	<b>2</b>	<b>7</b>	<b>0.5</b>

### Church's Career Bests

Points	3	at Oakland (11/13/22)
Rebounds	1	3x, Last: ORU (12/17/23)
FG Made	1	<b>3x, Last: CHICAGO ST (1/3/24)</b>
FG Attempts	2	<b>2x, Last: CHICAGO ST (1/3/24)</b>
3-Point FGM	1	at Oakland (11/13/22)
3-Point Att.	1	at Oakland (11/13/22)
FT Made		
FT Attempts	2	HOUSTON CHRST (11/24/23)
Assists		
Steals	1	2x, Last: SCSU (12/31/23)
Blocks		
Minutes	2	3x, Last: ORU (12/17/23)

### Misc. Totals

	23-24	Career
10+ Points	-	-
20+ Points	-	-
30+ Points	-	-
10+ Rebounds	-	-
10+ Assists	-	-
Double-Doubles	-	-
Dunks	-	-
Fouls Drawn	1	-
Points Leader	-	-
Rebound Leader	-	-
Assist Leader	-	-


### 2023-24 Game-by-Game

Date	Opponent	GS	Min	FG	3Pt	FT	OR	DR	TR	PF	A	TO	Blk	Stl	TP
N.6	Abilene Chrst.	dnp													
N.12	Sam Houston	dnp													
N.16	vs. St. Bonaventure	dnp													
N.17	vs. Notre Dame	dnp													
N.20	New Orleans	dnp													
N.24	Houston Chrst.	1	0-0	0-0	0-2	0	0	0	0	0	0	1	0	0	0
N.30	Creighton	dnp													
D.5	at Southern Ill.	dnp													
D.10	vs. Tulsa	dnp													
D.17	Oral Roberts	2	0-1	0-0	0-0	1	0	1	2	0	0	0	0	0	0
D.20	Wofford	dnp													
D.31	S. Carolina St.	1	0-0	0-0	0-0	0	0	0	0	0	0	1	0	1	0
J.3	Chicago St.	1	1-2	0-1	0-0	0	0	0	0	0	0	0	0	0	2
J.6	Baylor^														
J.9	at Texas Tech^														
J.13	at Iowa St.^														
J.16	Kansas^														
J.20	at Kansas St.^														
J.23	TCU^														
J.27	West Virginia^														
J.30	at Kansas^														
F.3	Kansas St.^														
F.6	at Houston^														
F.10	at Oklahoma^														
F.17	BYU^														
F.21	at Cincinnati^														
F.24	Oklahoma^														
F.28	UCF^														
M. 2	at Texas^														
M. 5	Texas Tech^														
M. 9	at BYU^														

### Profile:

- Selected by the OSU Alumni Association as a 2023-24 "Senior of Significance." The award honors the top one percent of graduating seniors who have excelled in scholarship, leadership and service to the campus and community.
- Five-time Presidents Honor Roll qualifier (4.0 semester GPA).
- One of two OSU senior walk-ons. The Cowboys are 11-0 all-time when he appears in the box score.
- First Team Academic All-Big 12 as a junior in 2022/2023... Qualified for the NABC Honors Court (3.2+ GPA during the academic year)... Took just one shot in seven games but made it count, drilling a three-pointer in the road win at Oakland (Nov. 13).
- Saw action in four games as a sophomore and scored two points in the 2021-22 season-opener against UTA.
- Recognized as one of OSU's "Top 10 Freshmen Men" by the Mortar Board honor society for outstanding leadership and community service.
- 2020 Fairview High class valedictorian... Averaged 24.7 points and 5.0 rebounds as a senior and earned a long list of accolades.
- Enid News First Team All-Northwest Oklahoma.
- A member of OSU's Farmhouse fraternity.

# Player Bios



# 51



## John-Michael Wright

6-1 | 190 | GR-1L | G | Fayetteville, N.C. | Fayetteville Academy / High Point

### Wright's Career Statistics

Season	School	GP-GS	MIN/MPG	FGM-A	FG%	3FGM-A	3FG%	FTM-A	FT%	OR	DR	TR	RPG	PF-FO	A	TO	BLK	STL	TP	PPG
2019-20	High Point (Fr.)	32-32	1038/32.4	153-392	.390	60-181	.331	88-116	.759	45	124	169	5.3	72-1	73	51	11	34	454	14.2
2020-21	High Point (So)	22-22	739/33.6	151-361	.418	48-140	.343	106-136	.779	29	86	115	5.2	48-1	71	49	7	35	456	20.7
2021-22	High Point (Jr)	32-32	1117/34.9	195-476	.410	65-179	.363	133-171	.778	22	118	140	4.4	73-4	108	82	9	32	588	18.4
2022-23	Oklahoma St. (Sr)	36-36	1089/30.2	119-330	.361	69-203	.340	47-58	.810	15	85	100	2.8	61-0	72	59	3	30	354	9.8
<b>2023-24</b>	<b>Oklahoma St. (Gr)</b>	<b>13-5</b>	<b>226/17.4</b>	<b>25-74</b>	<b>.338</b>	<b>14-52</b>	<b>.269</b>	<b>15-16</b>	<b>.938</b>	<b>5</b>	<b>9</b>	<b>14</b>	<b>1.1</b>	<b>19-0</b>	<b>16</b>	<b>6</b>	<b>0</b>	<b>11</b>	<b>79</b>	<b>6.1</b>
<b>OSU TOTALS</b>		<b>49-41</b>	<b>1314/26.8</b>	<b>144-404</b>	<b>.356</b>	<b>83-255</b>	<b>.325</b>	<b>62-74</b>	<b>.838</b>	<b>20</b>	<b>94</b>	<b>114</b>	<b>2.3</b>	<b>80-0</b>	<b>88</b>	<b>65</b>	<b>3</b>	<b>41</b>	<b>433</b>	<b>8.8</b>
NCAA TOTALS		135-127	4208/31.2	643-1633	.394	256-755	.339	389-497	.783	116	422	538	4.0	273-6	340	247	30	142	1931	14.3

### Wright's OSU Bests

Points	19	2x, Last: at Iowa St. (2/11/23)
Rebounds	6	3x, Last: Texas Tech (2/8/23)
FG Made	6	7x, Last: Baylor (2/27/23)
FG Attempts	16	at Texas (1/24/23)
3-Point FGM	6	Kansas (2/14/23)
3-Point Att.	11	Baylor (2/27/23)
FT Made	6	vs. St. Bonaventure (11/16/23)
FT Attempts	7	2x, Last: vs St. Bonav. (11/16/23)
Assists	4	4x, Last: ABILENE C. (11/6/23)
Steals	4	at Oklahoma (2/1/23)
Blocks	2	TCU (2/4/23)
Minutes	41:09	vs. UCF (11/18/22)

### Misc. Totals

	23-24	Career
10+ Points	4	21
20+ Points	-	-
30+ Points	-	-
10+ Rebounds	-	-
10+ Assists	-	-
Double-Doubles	-	-
Dunks	1	1
Fouls Drawn	17	-
Points Leader	-	3
Rebound Leader	-	-
Assist Leader	1	7

### 2023-24 Game-by-Game

Date	Opponent	GS	Min	FG	3Pt	FT	OR	DR	TR	PF	A	TO	Blk	Stl	TP
N.6	Abilene Chrst.	*	22	1-9	0-6	0-0	0	0	0	0	4	2	0	2	2
N.12	Sam Houston	*	22	4-12	3-7	3-3	1	1	2	3	1	0	0	1	14
N.16	vs. St. Bonaventure		29	3-11	2-7	6-7	1	1	2	3	1	1	0	0	14
N.17	vs. Notre Dame	*	38	4-9	1-6	2-2	0	2	2	3	2	0	0	2	11
N.20	New Orleans	*	24	4-10	1-6	2-2	0	1	1	3	1	2	0	3	11
N.24	Houston Chrst.	*	24	4-8	2-6	0-0	2	2	4	1	1	0	0	1	10
N.30	Creighton		16	0-4	0-3	0-0	0	0	0	0	1	0	0	0	0
D.5	at Southern Ill.		2	0-0	0-0	0-0	0	0	0	2	0	0	0	0	0
D.10	vs. Tulsa		11	2-4	2-4	0-0	0	0	0	1	2	0	0	1	6
D.17	Oral Roberts		10	1-1	1-1	0-0	0	0	0	0	0	0	0	1	3
D.20	Wofford		5	0-2	0-2	0-0	0	1	1	1	0	0	0	0	0
D.31	S. Carolina St.		8	1-2	1-2	0-0	0	0	0	1	2	1	0	0	3
J.3	Chicago St.		14	1-2	1-2	2-2	1	1	2	0	2	0	0	0	5
J.6	Baylor^														
J.9	at Texas Tech^														
J.13	at Iowa St.^														
J.16	Kansas^														
J.20	at Kansas St.^														
J.23	TCU^														
J.27	West Virginia^														
J.30	at Kansas^														
F.3	Kansas St.^														
F.6	at Houston^														
F.10	at Oklahoma^														
F.17	BYU^														
F.21	at Cincinnati^														
F.24	Oklahoma^														
F.28	UCF^														
M. 2	at Texas^														
M. 5	Texas Tech^														
M. 9	at BYU^														

### Profile:

- Enters his final season of college basketball as one of the NCAA's active leaders in career points (1,852) and minutes (3,982). Also has 242 threes, 524 rebounds and 324 assists over the last four seasons (one at OSU and three at High Point).
- Started all 36 games for OSU in 2022-23 and averaged 9.8 points, 2.8 rebounds and 2.0 assists in 30.2 minutes.
- Hit a team-high 69 threes (1.92-per-game) on 34.0% accuracy and converted 81.0% of his free throws (47-of-58).
- A two-time first team All-Big South selection at High Point for Coach Tubby Smith, started every game of his three-year career and piled up 1,498 points (fourth on the school's D1-era scoring list).
- Led the conference in scoring as a junior (18.4 ppg) in 2021-22 while also averaging 4.4 rebounds and 3.4 assists in 34.9 minutes.

# The Last Time...

## The last time OSU...

<b>Won five straight games.....</b>	<b>5 from 12/10/2023 to Present</b>
<i>First time since 1/28/2023 to 2/11/2023 (5 straight wins)</i>	
Won five straight at home.....	5 from 1/18/2023 to 2/8/2023
Won 10 straight at home.....	12 from 2/21/2014 to 12/15/2014
Won five straight true road games.....	5 from 1/21/2017 to 2/22/2017
Lost five straight games.....	5 from 2/14/2023 to 2/27/2023
Lost five straight on the road.....	6 from 1/22/2022 to 2/26/2022
Scored 100+ Points.....	102 -- UTRGV (12/22/2017)
Scored 90+ Points.....	92 -- Houston Christian (11/24/2023)
Scored fewer than 60 points.....	59 -- Abilene Christian (11/6/2023)
Scored fewer than 50 points.....	47 -- vs. Texas (3/9/2023)
Won by 20+ points.....	21, 81-60 -- Oral Roberts (12/17/2023)
Won by 30+ points.....	30 -- College of Charleston (11/22/2021)
Won by 40+ points.....	43, 88-45 -- UT Arlington (11/9/2021)
Won by 50+ points.....	51, 82-31 -- Southeastern La. (12/29/2019)
Shot 60% from the field.....	.660 -- at Texas (3/7/2020)
Shot 65%+ from the field.....	"
Shot Less than 25% from the floor.....	.246 -- at South Carolina (12/6/2014)
Shot Less than 30% from the floor.....	.269 -- vs. Texas (3/9/2023)
Shot 50% from beyond the arc.....	.515 (17/33) -- Sam Houston (11/12/2023)
Shot less than 15% from the beyond the arc.....	.143 -- vs. Texas (3/9/2023)
Failed to make a 3-point attempt.....	vs Iowa State (1/8/2001)
Made 12+ three-pointers.....	13/27 -- South Carolina St. (12/31/2023)
Made 14+ three-pointers.....	15/33 -- Wofford (12/20/2023)
Two players make 5+ three-pointers.....	at Texas Tech (2/27/2019)
Made 35+ free throws.....	35 -- Rogers State (11/30/2016)
Shot 100% at the free throw line.....	5/5 -- Wofford (12/20/2023)
Shot 100% at the free throw line (min. 10 FTM).....	22/22 -- Texas Tech (2/25/2017)
Shot less than 50% at the free throw line.....	8/20, .400 -- Abilene Christian (11/6/2023)
50+ rebounds.....	51 -- Oral Roberts (11/26/2021)
60+ rebounds.....	60, Northwestern Okla. St. (11/17/2014)
Grabbed 20 offensive rebounds.....	20, at Southern Illinois (12/5/2023)
Had 20 assists.....	21 -- South Carolina St. (12/31/2023)
Had fewer than 5 assists.....	4 -- Texas (2/2/2021)
10+ steals.....	11 at Kansas State (1/10/2023)
15+ steals.....	16 -- College of Charleston (11/22/2021)
10+ blocks.....	12 vs Texas (1/7/2023)
15+ blocks.....	16 -- College of Charleston (11/22/2021)
Failed to block at least one shot.....	Oral Roberts (12/17/2023)
Had multiple 30-point scorers.....	vs Southwestern State (1/2/2007)
Had three 30-point scorers.....	vs Oral Roberts (3/4/1993)
Had two 20-point scorers.....	vs Kansas State (2/19/2022)
Had three 20-point scorers.....	vs Oklahoma (2/18/2017)
Had four 20-point scorers.....	vs Northwestern State (1/3/2009)
OSU & Opponent combined for four 20-point scorers.....	vs Oklahoma (2/18/2017)
OSU & Opponent combined for five 20-point scorers.....	vs West Virginia (1/4/2021)
OSU & Opponent combined for six 20-point scorers.....	vs Providence (11/25/1993)
OSU & Opponent combined for 10 double-figure scorers.....	10 vs Baylor (2/8/2020)
Had five double-figure scorers.....	5 -- South Carolina St. (12/31/2023)
Had six double-figure scorers.....	6 -- Houston Christian (11/24/2023)
Had seven double-figure scorers.....	vs Rogers State (11/30/2016)
Had all 5 starters score in double figures.....	South Carolina State (12/31/2023)
Had no players score in double figures.....	at Iowa State (2/29/2016)
Had only one player score in double figures.....	vs Texas (1/7/2023)
Had two double-figure rebounders.....	2, South Carolina State Brandon Garrison (10) & Quion Williams (10)
Had three double-figure rebounders.....	at Youngstown St. (3/15/2023)
Had two double-doubles.....	South Carolina State (12/31/2023) Quion Williams (16 pts, 10 reb) & Brandon Garrison (11 pts, 10 reb)
Had three double-doubles.....	at Youngstown St. (3/15/2023)
Scored 50 points in first half.....	52, Houston Christian (11/24/2023)
Scored 50 points in second half.....	53 -- New Orleans (11/20/2023)
Scored less than 20 points in the first half.....	19 at Oklahoma (2/26/2022)
Scored less than 20 points in second half.....	14 at West Virginia (2/19/2020)
Had a 20+ point scoring run.....	22-0 -- New Orleans (11/20/2023)
Had three players foul out.....	at Baylor (2/8/2020)

Defeated an AP ranked opponent.....	64-56 vs 11/13 Iowa State (2/11/2023)
Lost to an AP ranked opponent.....	65-79 to 15/14 Creighton (11/30/2023)
Won an overtime game.....	82-79 vs Kansas State (2/19/2022)
Lost an overtime game.....	64-66 vs Notre Dame (11/17/2022)
Won a double-overtime game.....	75-67 vs Texas (2/6/2021)
Lost a double-overtime game.....	67-68 vs Kansas (2/20/2013)
Won a triple-overtime game.....	105-103 vs Texas (1/16/2007)
Lost a triple-overtime game.....	97-98 vs Iowa State (2/3/2014)
Won a quadruple-overtime game.....	96-91 at Colorado (2/5/1983)
Lost a quadruple-overtime game.....	Never

## The last time an OSU opponent...

Scored 100+ points.....	100 by TCU (2/18/2023)
Scored 90+ points.....	93 by Cleveland State (12/13/2021)
<b>Scored Fewer than 60 points.....</b>	<b>53 -- Chicago State (1/3/2024)</b>
<i>First time since Dec. 10, 2023 vs. Tulsa (57)</i>	
Scored Fewer than 50 points.....	49 -- vs. Oklahoma (3/8/2023)
Won by 20+ points.....	25, 75-100 -- at TCU (2/18/2023)
Won by 30+ Points.....	35, 50-85 -- at Texas Tech (1/4/2020)
Won by 40+ points.....	41, 65-106 -- at Baylor (1/13/2012)
Shot 65%+ from the floor.....	.684 -- at TCU (2/18/2023)
Shot 60% from the floor.....	.615 -- Kansas State (2/23/2019)
Shot 50% from the floor.....	.527, 29/55 -- Creighton (11/30/2023)
Shot less than 25% from the floor.....	.224 -- Southeastern La. (12/29/2019)
<b>Shot less than 30% from the floor.....</b>	<b>.290 -- Chicago State (1/4/2023)</b>
<i>First time since Mar. 8, 2023 vs. Oklahoma (.250)</i>	
Shot 50% from the beyond the arc.....	.526, 10/19 -- Creighton (11/30/2023)
Shot <20% or less from the beyond the arc.....	.150, 3/20 -- vs. Tulsa (12/10/2023)
Shot < 15% from beyond the arc.....	.048 -- vs. Wichita State (12/17/2022)
Made 12+ three-pointers.....	14/30 -- at Texas Tech (3/4/2023)
Failed to make a 3-point attempt.....	TCU 2/14/2015)
Made 35+ free throws.....	35, at Wichita State (12/17/2016)
Shot 100% at the free throw line.....	4/4 -- Wofford (12/20/2023)
Shot 100% at the free throw line (min. 10 FTM).....	12/12 -- Iowa State (2/29/2020)
Shot less than 50% at the free throw line.....	.474 -- Iowa State (2/11/2023)
Totaled less than 25 rebounds.....	.23 -- vs. Tulsa (12/10/2023)
Totaled 50 rebounds.....	50 -- Kansas (1/4/2022)
Grabbed 20 offensive rebounds.....	22 -- Texas (2/6/2021)
Had <5 assists.....	4 -- vs. Tulsa (12/10/2023)
Had 20 assists.....	.28 -- at TCU (2/18/2023)
Had 10+ steals.....	18 -- South Carolina State (12/31/2023)
Had 15+ steals.....	18 -- South Carolina State (12/31/2023)
Had 10 blocks.....	11 -- vs. Oregon State (3/21/2021)
Had two 30-point scorers.....	Never
Had two 20-point scorers.....	2, Creighton (11/30/2023)
Had three 20-point scorers.....	West Virginia (1/4/2021)
Had five double-figure scorers.....	by Texas (3/9/2023)
Had six double-figure scorers.....	by TCU (2/18/2023)
Had seven double-figure scorers.....	Never
Had all 5 starters score in double figures.....	Kansas (2/14/2022)
Had no players score in double figures.....	Texas Tech (March 4/2023)
Had two double-figure rebounders.....	Kansas (1/4/2022)
Had three double-figure rebounders.....	at Kansas (2/8/2021)
Had two double-doubles.....	Kansas (2/8/2021)*
*(Kansas totaled three double-doubles on 2/8/2021)	
Scored 50 points in first half.....	50, Oklahoma (1/3/2018)
Scored 50 points in second half.....	53, TCU (2/18/2023)
Scored less than 20 points in first half.....	17, UCF (11/18/2022)
Scored less than 20 points in second half.....	16, Iowa State (3/2/2022)
Had three players foul out.....	West Virginia (1/25/2014)

## The Last Time...

### The last Cowboy with...

a Triple-Double (P/R/A).....	19/14/10, Maurice Baker vs UTSA (1/3/2001)
a Double-Double (PTS/REB).....	2x -- South Carolina State (12/31/2023) Quion Williams (16 pts, 10 reb) & Brandon Garrison (11 pts, 10 reb)
a Double-Double (PTS/AST) .....	15/11, Isaac Likekele vs TCU (2/6/2020)
a 20/20 Performance (PTS/REB).....	37/20, Mario Boggan vs Texas (1/16/2007)
a 20/10 Performance (PTS/REB).....	29/10, Javon Small vs. Notre Dame (11/17/2023)
a 25/10 Performance (PTS/REB).....	29/10, Javon Small vs. Notre Dame (11/17/2023)
25+ Points.....	25, Javon Small -- at Southern Illinois (12/5/2023)
26+ Points.....	29 in OT, Javon Small vs. Notre Dame (11/17/2023)
30+ Points .....	34, Avery Anderson III -- Iowa State (1/26/2022)
35+ Points.....	40, Cade Cunningham -- at Oklahoma (2/27/2021)
41+ Points.....	42, Jawun Evans -- Oklahoma (1/13/2016)
43+ Points.....	45, Randy Rutherford -- at Kansas (3/5/1995)
46+ Points .....	58*, Bob Kurland -- Saint Louis (2/22/1946)
10+ Field Goals.....	10, Kalib Boone -- Kansas (2/14/2023)
15+ Field Goals.....	18, Jawun Evans -- Oklahoma (1/12/2016)
7+ Three-pointers.....	7, Caleb Asberry -- at Texas Tech (3/4/2023)
15+ Free Throws Made.....	16, Marcus Smart -- Texas (1/7/2014)
20+ Free Throws Made.....	20, Keiton Page -- Texas (2/17/2022)
10+ Rebounds .....	Quion Williams & Brandon Garrison -- South Carolina State (12/31/2023)
11+ Rebounds .....	11, Eric Dailey Jr. -- Oral Roberts (12/17/2023)
12+ Rebounds.....	14, Tyreek Smith vs. Oklahoma (3/8/2023)
15+ Rebounds.....	15, Moussa Cisse vs Southern Illinois (11/11/2022)
16+ Rebounds .....	18, Marshall Moses at La Salle (12/4/2010)
19+ Rebounds .....	20, Mario Boggan -- Texas (1/10/2007)
21+ Rebounds.....	22, Don Youman at Samford (12/16/1978)
23+ Rebounds.....	24, Andy Hopson -- Nebraska (1/26/1974)
25+ Rebounds.....	25, Andy Hopson -- Oklahoma (2/10/1973)
26+ Rebounds.....	*27, Andy Hopson -- Missouri (1/30/1973)
9+ Offensive Rebounds.....	9, Mitchell Solomon -- A&M-Corpus Christi (12/22/2016)
10 Offensive Rebounds.....	** 10, Mario Boggan vs Texas (1/16/2007)
10+ Assists .....	11, Isaac Likekele vs TCU (2/6/2020)
15+ Assists .....	15, Jawun Evans -- Kansas (3/4/2017)
5+ Steals .....	5, Avery Anderson III vs Southern illinois (11/10/2022)
5+ Blocks .....	6, Brandon Garrison -- Houston Christian (11/24/2023)
a Game-Winner in the final 3 seconds .....	2/8/2023 at GIA John-Michael Wright made a put-back and-1 with 0.8 remaining to defeat Texas Tech, 71-68.

### The last Cowboy Opponent with...

a Triple-Double (P/R/A).....	19/10/11, Anthony Bowie, Oklahoma (2/27/1985)
a Double-Double (PTS/REB).....	16 pts, 12 reb -- Ryan Kalkbrenner -- Creighton (11/30/2023)
a Double-Double (PTS/AST) .....	16/11, Damion Baugh, TCU (2/18/2023)
a 20/20 Performance (PTS/REB).....	20/23, Reginald King, Alabama (12/17/1976)
a 20/10 Performance (PTS/REB).....	25/11, Eral Penn, DePaul (11/20/2022)
30+ Points .....	32, Xavier Johnson -- at Southern Illinois (12/5/2023)
40+ Points .....	48, Trae Young, Oklahoma (1/20/2018)
10+ Rebounds .....	11, Kyler Filewich, Wofford (12/20/2023)
15+ Rebounds.....	15, David McCormack, Kansas (1/4/2022) 15, Jalen Willson, Kansas (1/4/2022)
20+ Rebounds .....	21, Derek Culver, West Virginia (3/9/2019)
10+ Offensive Rebounds .....	12, Rico Gathers, Baylor (1/5/2016)
10+ Assists .....	11, Damion Baugh, TCU (2/18/2023)
7+ Three-Pointers.....	Adam Flagler, Baylor (2/21/2022)
5+ Steals .....	5, Tyshawn Archie, vs. Tulsa (12/10/2023)
5+ Blocks .....	5, Connor Vanover, Arkansas (1/30/2021)
a Game-Winner in the final 3 seconds .....	2/2/2022 in Manhattan, Kan. Kansas State's Nijel Pack hit a 22-foot triple with 2.2 remaining to beat OSU, 71-68.

## 2023-24 Schedule & Results

### Game Records

	Overall	Home	Away	Neutral
All Games	8-5	7-2	0-1	1-2
Big 12	-	-	-	-
Non-Conference	8-5	7-2	0-1	1-2

### Results

	Location	W/L	Score	Points	Rebounds	Attend.
<b>Nov. 6</b>	<b>Abilene Christian</b>	<b>L</b>	<b>59-64</b>	<b>19 -- Thompson</b>	<b>10 -- Williams</b>	<b>5,084</b>
<b>Nov. 12</b>	<b>Sam Houston</b>	<b>W</b>	<b>85-70</b>	<b>17 -- Thompson</b>	<b>8 -- Garrison</b>	<b>5,843</b>

### Legends Classic

Nov 16	vs St. Bonaventure (SF)	Brooklyn, N.Y. (Barclays Center)	L	64-66	15 -- Dailey	6 -- Garrison/Marsh	5,524
Nov 17	vs Auburn/Notre Dame	Brooklyn, N.Y. (Barclays Center)	L	64-66 ot	29 -- Small	11 -- Williams	4,849

<b>Nov. 20</b>	<b>NEW ORLEANS</b>	<b>Stillwater (GIA)</b>	<b>W</b>	<b>96-68</b>	<b>18 -- Keller</b>	<b>13 -- Marsh</b>	<b>5,907</b>
<b>Nov. 24</b>	<b>HOUSTON CHRISTIAN</b>	<b>Stillwater (GIA)</b>	<b>W</b>	<b>92-65</b>	<b>14 -- Marsh</b>	<b>6 -- Dailey</b>	<b>6,153</b>
<b>Nov. 30</b>	<b>CREIGHTON %</b>	<b>Stillwater (GIA)</b>	<b>L</b>	<b>65-79</b>	<b>24 -- Small</b>	<b>11 -- Dailey</b>	<b>6,309</b>
Dec. 5	at Southern Illinois	Carbondale, Ill. (SIU Arena)	L	68-70	25 -- Small	10 -- Garrison/Williams	5,610
Dec. 10	vs. Tulsa \$	Oklahoma City (Paycom Center)	W	72-57	18 -- Small	7 -- Garrison/Williams	--
<b>Dec. 17</b>	<b>ORAL ROBERTS</b>	<b>Stillwater (GIA)</b>	<b>W</b>	<b>81-60</b>	<b>13 -- Thompson/Williams</b>	<b>11 -- Dailey</b>	<b>6,170</b>
<b>Dec. 20</b>	<b>WOFFORD</b>	<b>Stillwater (GIA)</b>	<b>W</b>	<b>76-70</b>	<b>19 -- Thompson</b>	<b>7 -- Williams</b>	<b>5,637</b>
<b>Dec. 31</b>	<b>SOUTH CAROLINA ST.</b>	<b>Stillwater (GIA)</b>	<b>W</b>	<b>86-70</b>	<b>17 -- Thompson</b>	<b>10 -- Garrison/Williams</b>	<b>7,210</b>
<b>Jan. 3</b>	<b>CHICAGO ST.</b>	<b>Stillwater (GIA)</b>	<b>W</b>	<b>72-53</b>	<b>13 -- Thompson</b>	<b>9 -- Dailey</b>	<b>5,142</b>
<b>Jan. 6</b>	<b>BAYLOR*</b>	<b>Stillwater (GIA)</b>	--	--	--	--	--
Jan. 9	at Texas Tech*	Lubbock, Texas (United Supermarkets Arena)	--	--	--	--	--
Jan. 13	at Iowa St.*	Ames, Iowa (Hilton Coliseum)	--	--	--	--	--
<b>Jan. 16</b>	<b>KANSAS*</b>	<b>Stillwater (GIA)</b>	--	--	--	--	--
Jan. 20	at Kansas St.*	Manhattan, Kan. (Bramlage Coliseum)	--	--	--	--	--
<b>Jan. 23</b>	<b>TCU*</b>	<b>Stillwater (GIA)</b>	--	--	--	--	--
<b>Jan. 27</b>	<b>WEST VIRGINIA*</b>	<b>Stillwater (GIA)</b>	--	--	--	--	--
Jan. 30	at Kansas*	Lawrence, Kan. (Allen Fieldhouse)	--	--	--	--	--
<b>Feb. 3</b>	<b>KANSAS ST.*</b>	<b>Stillwater (GIA)</b>	--	--	--	--	--
Feb. 6	at Houston*	Houston, Texas (Fertitta Center)	--	--	--	--	--
Feb. 10	at Oklahoma*	Norman, Okla. (Lloyd Noble Center)	--	--	--	--	--
<b>Feb. 17</b>	<b>BYU*</b>	<b>Stillwater (GIA)</b>	--	--	--	--	--
Feb. 21	at Cincinnati*	Cincinnati, Ohio (Fifth Third Arena)	--	--	--	--	--
<b>Feb. 24</b>	<b>OKLAHOMA*</b>	<b>Stillwater (GIA)</b>	--	--	--	--	--
<b>Feb. 28</b>	<b>UCF*</b>	<b>Stillwater (GIA)</b>	--	--	--	--	--
Mar. 2	at Texas*	Austin, Texas (Moody Center)	--	--	--	--	--
<b>Mar. 5</b>	<b>TEXAS TECH*</b>	<b>Stillwater (GIA)</b>	--	--	--	--	--
Mar. 9	at BYU*	Provo, Utah (Marriott Center)	--	--	--	--	--

### Big 12 Championship // Kansas City, Mo. (T-Mobile Center)

Mar 12	First Round (11-14 seeds)
Mar 13	Second Round (First Round winners + 5-9 seeds)
Mar 14	Quarterfinals (Second Round winners + 1-4 seeds)
Mar 15	Semifinals
Mar 16	Final

### Scoring Margins

	1	2	3	4	5	6	7	8	9	10	11	12	13	14	15	16	17	18	19	20-29	30-39	40+	5 or <	<10	10+	20+
Wins	.	.	.	.	.	1	.	.	.	.	.	.	.	.	2	1	.	.	1	3	.	.	.	.	7	3
Losses	.	3	.	.	1	.	.	.	.	.	.	.	.	1	.	.	.	.	.	.	.	.	4	3	1	.

# 2022-23 P-R-A / Participation

## Points-Rebounds-Assists

			1	2	4	5	12	13	14	15	21	23	24	32	35	51
			THOMPSON	DAILEY	HICKLEN	WILLIAMS	SMALL	DOW	KELLER	SAGER	MGBRIDE	GARRISON	MIRANDA	MARSH	CHURCH	WRIGHT
Date	Opponent	Result														
Nov. 6	ABILENE CHRISTIAN	L 59-64	19-3-1	6-5-4	3-0-1	4-10-0	---	9-3-1	---	---	2-2-0	1-0-0	---	13-9-2	---	2-0-4
Nov. 12	SAM HOUSTON	W 85-70	17-2-3	9-6-2	6-1-3	6-4-4	16-5-5	0-0-0	---	---	8-1-0	6-8-0	---	3-4-1	---	14-2-1
Nov. 16	vs. St. Bonaventure	L 64-66	7-0-2	15-4-2	3-2-0	9-2-1	3-5-7	0-0-0	---	---	4-1-0	0-6-1	---	9-6-2	---	14-2-1
Nov. 17	vs. Notre Dame	Lot 64-66	---	3-3-1	0-0-0	8-11-3	29-10-2	0-1-0	---	---	4-3-0	9-5-2	---	---	---	11-2-2
Nov. 20	NEW ORLEANS	W 96-68	---	14-9-4	3-3-1	4-3-3	16-3-6	7-3-0	18-2-1	0-0-0	6-2-0	4-1-2	---	13-11-3	---	11-1-1
Nov. 24	HOUSTON CHRISTIAN	W 92-65	---	12-6-2	12-2-1	7-5-6	6-5-8	8-4-1	10-3-2	0-0-0	3-5-0	10-5-2	---	14-5-1	0-0-0	10-4-1
Nov. 30	CREIGHTON %	L 65-79	7-0-0	13-11-2	3-2-0	4-4-1	24-5-4	---	2-1-1	---	0-0-0	6-5-0	---	6-0-0	---	0-0-1
Dec. 5	at Southern Illinois	L 68-70	6-1-0	5-4-2	12-1-0	10-10-1	25-2-4	0-1-0	4-4-2	---	---	4-10-0	---	2-4-3	---	0-0-0
Dec. 10	vs. Tulsa \$	W 72-57	7-2-2	5-6-3	4-0-0	12-7-4	18-6-2	0-1-0	8-1-1	---	---	6-7-1	2-2-0	4-4-0	---	6-0-2
Dec. 17	ORAL ROBERTS	W 81-60	13-2-4	12-11-2	6-1-1	13-3-1	7-4-8	0-1-0	7-0-1	0-0-0	0-0-0	8-9-6	6-5-0	6-0-1	0-1-0	3-0-0
Dec. 20	WOFFORD	W 76-70	19-4-3	12-3-4	9-2-0	5-7-7	14-3-5	3-1-0	4-1-1	---	2-0-0	2-4-0	0-0-0	6-2-1	---	0-1-0
Dec. 31	SOUTH CAROLINA ST.	W 86-70	17-4-3	11-4-1	9-2-1	16-10-1	12-6-5	0-0-0	2-2-2	0-0-0	3-1-1	11-10-4	DNP	2-3-1	0-0-0	3-0-2
Jan. 3	CHICAGO ST.	W 72-53	13-2-0	12-9-3	3-0-0	7-5-2	12-7-3	0-1-0	2-3-1	0-1-0	6-2-0	6-5-1	---	4-1-0	2-0-0	5-2-2
Jan. 6	BAYLOR*															
Jan. 9	at Texas Tech*															
Jan. 13	at Iowa St.*															
Jan. 16	KANSAS*															
Jan. 20	at Kansas St.*															
Jan. 23	TCU*															
Jan. 27	WEST VIRGINIA*															
Jan. 30	at Kansas*															
Feb. 3	KANSAS ST.*															
Feb. 6	at Houston*															
Feb. 10	at Oklahoma*															
Feb. 17	BYU*															
Feb. 21	at Cincinnati*															
Feb. 24	OKLAHOMA*															
Feb. 28	UCF*															
Mar. 2	at Texas*															
Mar. 5	TEXAS TECH*															
Mar. 9	at BYU*															

#-#-# =Starter

### 2023-24 Starting Lineups / Records

**\*\*\* Small, Thompson, Williams, Dailey, Garrison**

Record: 5-2 Last Used: Jan. 3 -- Chicago St.

**7-consecutive games**

**Small, Wright, Williams, Dailey, Garrison**

Record: 2-1 Last Used: Nov. 24 -- Houston Christian

**Small, Wright, Williams, Dailey, Marsh**

Record: 1-0 Last Used: Nov. 12 -- Sam Houston

**Small, Thompson, Williams, Dailey, Marsh**

Record: 0-1 Last Used: Nov. 16 vs. St. Bonaventure

**Wright, Hicklen, Thompson, Williams, Marsh**

Record: 0-1 Last Used: Nov. 6 -- Abilene Christian

### 2023-24 Participation

	GP	W-L	GS	W-L
1 Bryce Thompson (Sr.)	10	6-4	9	5-4
51 John-Michael Wright (Gr.)	13	8-5	5	3-2
13 Quion Williams (So.)	13	8-5	13	8-5
15 Carson Sager (Sr.)	5	5-0	-	-
35 Weston Church (Sr.)	4	4-0	-	-
2 Eric Dailey Jr. (Fr.)	13	8-5	12	8-4
23 Brandon Garrison (Fr.)	13	8-5	10	7-3
4 Jarius Hicklen (Gr.)	13	8-5	1	0-1
12 Javon Small (Jr.)	12	8-4	12	8-4
32 Mike Marsh (R-Sr.)	11	7-4	3	1-2
13 Connor Dow (Fr.)	12	8-4	-	-
21 Justin McBride (Fr.)	11	7-4	-	-
12 Naz Brown (So.)	-	-	-	-
14 Jamyron Keller (Fr.)	9	7-2	-	-
24 Isaiah Miranda (R-Fr.)	3	3-0	-	-
24 Brooks Manzer (Jr.)	-	-	-	-

### Career Participation (OSU Only)

	GP	Streak	W-L	GS	Streak	W-L
75	7	40-35	70	7	38-32	
49	49	28-21	41	-	23-18	
47	18	27-20	13	13	8-5	
16	2	16-0	-	-	-	
15	2	15-0	-	-	-	
13	13	8-5	12	12	8-4	
13	13	8-5	10	10	7-3	
13	13	8-5	1	-	0-1	
12	12	8-4	12	12	8-4	
12	9	8-4	3	-	1-2	
12	6	8-4	-	-	-	
11	4	7-4	-	-	-	
10	-	8-2	-	-	-	
9	9	7-2	-	-	-	
3	-	3-0	-	-	-	
3	-	3-0	-	-	-	

## Big Games / Specialty Stats

### Big Games

	Scoring Leader		Rebound Leader		Assist Leader		Dunks		10+ Points		20+ Points		30+ Points		10+ Rebounds		10+ Assists		Double-Doubles	
	23-24	Career	23-24	Career	23-24	Career	23-24	23-24	23-24	Career	23-24	Career	23-24	Career	23-24	Career	23-24	Career	23-24	Career
0 Naz Brown																				
1 Bryce Thompson	6	17		1		15	3	6	43		6									
2 Eric Dailey Jr.	1	1	4	4	2	2	7	8	8					2	2				2	2
4 Jarius Hicklen								2	2											
5 Quion Williams	1	1	5	7	2	5	7	4	8					3	4				1	2
12 Javon Small	3	3			10	10		9	9	3	3			1	1				1	1
13 Connor Dow																				
14 Jamyron Keller	1	1					3	2	2											
15 Carson Sager																				
21 Justin McBride							2													
22 Brooks Manzer																				
23 Brandon Garrison			4	4			9	2	2					2	2				1	1
24 Isaiah Miranda							2													
32 Mike Marsh	1	1	2	2			2	3	3					1	1				1	1
35 Weston Church																				
51 John-Michael Wright		3			1	7	1	5	22											

### Miscellaneous

Opponent	Opening Tipoff		Opening Run		1st OSU...		1st Opponent...		First OSU Sub		OSU Dunks		Halftime		Final	
	Player	Result	By	Score	Pts	FG	Pts	FG	Time	Player(s)	#	Player(s)	Score	+/-	Score	+/-
Abilene Christian	Marsh	L	OSU	2-0	18:57	"	18:41	"	16:10	Dailey, Garrison	0	---	25-36	-11	L, 59-65	-5
Sam Houston	Marsh	L	Opp.	0-2	18:03	"	18:57	17:13	14:28	Garrison, Hicklen, McBride, Thompson	1	Thompson	38-30	+8	W, 85-70	+15
vs. St. Bonaventure	Marsh	L	Opp.	0-2	18:18	"	18:35	"	16:45	Garrison, Wright	2	Dailey, Thompson	29-30	-1	L, 64-66	-2
vs. Notre Dame	Garrison	W/W	OSU	4-0	19:40	"	18:28	"	16:43	Hicklen	1	Garrison	25-33	-8	Lot, 64-66	-2
New Orleans	Garrison	W	OSU	4-0	19:41	19:38	19:20	18:23	18:28	Hicklen	6	Dailey, Garrison, Keller, Marsh, McBride, Wright	43-37	+6	W, 96-68	+28
Houston Christian	Garrison	W	OSU	4-0	19:23	"	18:20	"	17:04	Marsh	5	Dailey (2), Garrison, Keller, Marsh	52-37	+15	W, 92-65	+27
Creighton	Garrison	L	OSU	3-0	18:58	"	18:30	"	17:55	Marsh	1	Williams	29-47	-18	L, 65-79	-14
at Southern Illinois	Garrison	L	OSU	2-0	19:40	"	19:08	"	16:26	Marsh	2	Williams (2)	34-34	E	L, 68-70	-2
vs. Tulsa \$	Garrison	W	OSU	5-0	18:56	"	17:45	"	14:33	Marsh	2	Garrison, Miranda	35-26	+9	W, 72-57	+12
Oral Roberts	Garrison	W	OSU	3-0	19:43	"	18:56	"	13:24	Keller, Marsh	4	Garrison (2), Miranda, Keller	48-27	+21	W, 81-60	+21
Wofford	Garrison	W	OSU	5-0	19:32	"	17:59	"	14:50	Hicklen, Marsh	2	Garrison, Thompson	37-35	+2	W, 76-70	+6
South Carolina St.	Garrison	W	OSU	5-0	19:36	"	17:52	"	14:10	Hicklen	7	Dailey (3), Garrison (2), Williams (2)	38-34	+4	W, 86-70	+16
Chicago St.	Garrison	L	Opp.	0-2	19:08	"	19:39	"	13:23	Hicklen	3	Williams (2), McBride	43-25	+18	W, 72-53	+19
Baylor*																
at Texas Tech*																
at Iowa St.*																
Kansas*																
at Kansas St.*																
TCU*																
West Virginia*																
at Kansas*																
Kansas St.*																
at Houston*																
at Oklahoma*																
BYU*																
at Cincinnati*																
Oklahoma*																
UCF*																
at Texas*																
Texas Tech*																
at BYU*																



## Team / Opponent Game-by-Game

Game-by-Game Comparison (OSU listed first in bold, then opponent)

			FG	%	3PT	%	FT	%	OR	DR	TR	RPG	PF	A	TO	BLK	STL	TP	PPG
Nov. 6	<b>Abilene Christian</b>	L, 59-64	<b>23-56</b>	<b>.411</b>	<b>5-23</b>	<b>.217</b>	<b>8-20</b>	<b>.400</b>	<b>9</b>	<b>26</b>	<b>35</b>	<b>35.0</b>	<b>16</b>	<b>13</b>	<b>13</b>	<b>2</b>	<b>9</b>	<b>59</b>	<b>59.0</b>
			26-57	.456	5-18	.278	7-11	.636	8	27	35	35.0	18	13	15	1	4	64	64.0
Nov. 12	<b>Sam Houston</b>	W, 85-70	<b>30-64</b>	<b>.469</b>	<b>17-33</b>	<b>.515</b>	<b>8-12</b>	<b>.667</b>	<b>10</b>	<b>27</b>	<b>37</b>	<b>36.0</b>	<b>16</b>	<b>19</b>	<b>9</b>	<b>5</b>	<b>6</b>	<b>85</b>	<b>72.0</b>
			23-61	.377	10-26	.385	14-18	.778	12	26	38	36.5	13	11	10	2	5	70	67.0
Nov. 16	<b>vs. St. Bonaventure</b>	L, 64-66	<b>23-52</b>	<b>.442</b>	<b>7-23</b>	<b>.304</b>	<b>11-18</b>	<b>.611</b>	<b>11</b>	<b>20</b>	<b>31</b>	<b>34.3</b>	<b>19</b>	<b>16</b>	<b>14</b>	<b>1</b>	<b>4</b>	<b>64</b>	<b>69.3</b>
			21-51	.412	6-19	.316	18-21	.857	11	21	32	35.0	16	9	12	1	8	66	66.7
Nov. 17	<b>vs. Notre Dame</b>	L, 64-66 ot	<b>21-58</b>	<b>.362</b>	<b>5-25</b>	<b>.200</b>	<b>17-23</b>	<b>.739</b>	<b>11</b>	<b>27</b>	<b>38</b>	<b>35.3</b>	<b>18</b>	<b>10</b>	<b>12</b>	<b>4</b>	<b>6</b>	<b>64</b>	<b>68.0</b>
			24-57	.421	8-25	.320	10-16	.625	9	28	37	35.5	17	13	16	3	5	66	66.5
Nov. 20	<b>New Orleans</b>	W, 96-68	<b>36-62</b>	<b>.581</b>	<b>10-29</b>	<b>.345</b>	<b>14-24</b>	<b>.583</b>	<b>13</b>	<b>28</b>	<b>41</b>	<b>36.4</b>	<b>20</b>	<b>21</b>	<b>12</b>	<b>1</b>	<b>7</b>	<b>96</b>	<b>73.6</b>
			23-55	.418	4-17	.235	18-24	.750	6	19	25	33.4	23	6	12	3	9	68	66.8
Nov. 24	<b>Houston Christian</b>	W, 92-65	<b>34-70</b>	<b>.486</b>	<b>12-33</b>	<b>.364</b>	<b>12-18</b>	<b>.667</b>	<b>11</b>	<b>36</b>	<b>47</b>	<b>38.2</b>	<b>17</b>	<b>24</b>	<b>9</b>	<b>8</b>	<b>7</b>	<b>92</b>	<b>76.7</b>
			24-64	.375	3-10	.300	14-23	.609	10	28	38	34.2	11	7	14	5	8	65	66.5
Nov. 30	<b>Creighton</b>	L, 65-79	<b>25-62</b>	<b>.403</b>	<b>7-16</b>	<b>.438</b>	<b>8-11</b>	<b>.727</b>	<b>8</b>	<b>22</b>	<b>30</b>	<b>37.0</b>	<b>15</b>	<b>9</b>	<b>9</b>	<b>2</b>	<b>4</b>	<b>65</b>	<b>75.0</b>
			29-55	.527	10-19	.526	11-15	.733	6	32	38	34.7	13	13	10	2	5	79	68.3
Dec. 5	<b>at Southern Ill.</b>	L, 68-70	<b>26-66</b>	<b>.394</b>	<b>7-23</b>	<b>.304</b>	<b>9-11</b>	<b>.818</b>	<b>20</b>	<b>23</b>	<b>43</b>	<b>37.8</b>	<b>18</b>	<b>12</b>	<b>12</b>	<b>5</b>	<b>4</b>	<b>68</b>	<b>74.1</b>
			23-49	.469	7-15	.467	17-22	.773	6	18	24	33.4	19	14	9	2	6	70	68.5
Dec. 10	<b>vs. Tulsa</b>	W, 72-57	<b>23-47</b>	<b>.489</b>	<b>8-20</b>	<b>.400</b>	<b>18-26</b>	<b>.692</b>	<b>10</b>	<b>31</b>	<b>41</b>	<b>38.1</b>	<b>18</b>	<b>15</b>	<b>28</b>	<b>1</b>	<b>9</b>	<b>72</b>	<b>73.9</b>
			20-54	.370	3-20	.150	14-20	.700	6	17	23	32.2	18	4	20	3	19	57	67.2
Dec. 17	<b>Oral Roberts</b>	W, 81-60	<b>31-62</b>	<b>.500</b>	<b>14-30</b>	<b>.467</b>	<b>5-8</b>	<b>.625</b>	<b>9</b>	<b>29</b>	<b>38</b>	<b>38.1</b>	<b>13</b>	<b>24</b>	<b>11</b>	<b>0</b>	<b>6</b>	<b>81</b>	<b>74.6</b>
			22-56	.393	6-15	.400	10-14	.714	7	22	29	31.9	10	6	13	1	8	60	66.5
Dec. 20	<b>Wofford</b>	W, 76-70	<b>28-61</b>	<b>.459</b>	<b>15-33</b>	<b>.455</b>	<b>5-5</b>	<b>1.000</b>	<b>3</b>	<b>25</b>	<b>28</b>	<b>37.2</b>	<b>10</b>	<b>21</b>	<b>13</b>	<b>2</b>	<b>9</b>	<b>76</b>	<b>74.7</b>
			30-61	.492	6-21	.286	4-4	1.000	5	30	35	32.2	11	12	13	4	6	70	66.8
Dec. 31	<b>South Carolina St.</b>	W, 86-70	<b>30-56</b>	<b>.536</b>	<b>13-27</b>	<b>.481</b>	<b>13-20</b>	<b>.650</b>	<b>13</b>	<b>32</b>	<b>45</b>	<b>37.8</b>	<b>15</b>	<b>21</b>	<b>23</b>	<b>6</b>	<b>8</b>	<b>86</b>	<b>75.7</b>
			25-71	.352	6-19	.316	14-18	.778	17	17	34	32.3	16	9	13	3	18	70	67.1
Jan. 3	<b>Chicago St.</b>	W, 72-53	<b>26-54</b>	<b>.481</b>	<b>8-25</b>	<b>.320</b>	<b>12-15</b>	<b>.800</b>	<b>10</b>	<b>33</b>	<b>43</b>	<b>38.2</b>	<b>12</b>	<b>12</b>	<b>15</b>	<b>6</b>	<b>5</b>	<b>72</b>	<b>75.4</b>
			18-62	.290	5-17	.294	12-16	.750	13	18	31	32.2	13	5	9	1	7	53	66.0
Jan. 6	<b>Baylor*</b>																		
Jan. 9	<b>at Texas Tech*</b>																		
Jan. 13	<b>at Iowa St.*</b>																		
Jan. 16	<b>Kansas*</b>																		
Jan. 20	<b>at Kansas St.*</b>																		
Jan. 23	<b>TCU*</b>																		
Jan. 27	<b>West Virginia*</b>																		
Jan. 30	<b>at Kansas*</b>																		
Feb. 3	<b>Kansas St.*</b>																		
Feb. 6	<b>at Houston*</b>																		
Feb. 10	<b>at Oklahoma*</b>																		
Feb. 17	<b>BYU*</b>																		
Feb. 21	<b>at Cincinnati*</b>																		
Feb. 24	<b>Oklahoma*</b>																		
Feb. 28	<b>UCF*</b>																		
Mar. 2	<b>at Texas*</b>																		
Mar. 5	<b>Texas Tech*</b>																		
Mar. 9	<b>BYU*</b>																		

## Team/Opponent Game-by-Game Advanced Stats

GBG Advanced (OSU listed first in Bold)		Rebounding				Assists/Turnovers				Defense		Points Scored From...					Leads/Deficits					
	Poss.	Pts/Pos	OR%	DR%	+/-TR	+/-TO	A:TO	A%	TO%	Stl%	Blk%	TO	Paint	2nd Ch	FB	Bnch	Ties	LC	Led for	Largest		
Nov. 7	<b>Abilene Christian</b> L, 59-64	69	<b>0.86</b> 0.93	<b>25.0</b> 23.5	<b>76.5</b> 75.0	<b>E</b>	<b>+2</b>	<b>1.00</b> 0.87	<b>56.5</b> 50.0	<b>18.8</b> 21.7	<b>13.0</b> 5.8	<b>5.1</b> 3.0	<b>16</b> 15	<b>28</b> 32	<b>8</b> 6	<b>8</b> 3	<b>18</b> 15	<b>2</b>	<b>1</b>	<b>0:38</b> 35:50	<b>2</b> 18	
Nov. 12	<b>Sam Houston</b> W, 85-80	68	<b>1.25</b> 1.03	<b>27.8</b> 30.8	<b>69.2</b> 72.2	-1	<b>+1</b>	<b>2.11</b> 1.10	<b>63.3</b> 47.8	<b>13.2</b> 14.7	<b>8.8</b> 7.4	<b>14.3</b> 6.5	<b>14</b> 7	<b>22</b> 20	<b>9</b> 12	<b>13</b> 5	<b>37</b> 29	<b>4</b>	<b>5</b>	<b>27:09</b> 9:35	<b>19</b> 7	
Nov. 16	<b>vs. St. Bonaventure</b> L, 64-66	63	<b>1.02</b> 1.05	<b>34.4</b> 35.5	<b>64.5</b> 65.6	-1	-2	<b>1.14</b> 0.75	<b>69.6</b> 42.9	<b>22.2</b> 19.0	<b>6.3</b> 12.7	<b>3.1</b> 3.4	<b>5</b> 12	<b>32</b> 22	<b>8</b> 9	<b>11</b> 6	<b>21</b> 5	<b>5</b>	<b>10</b>	<b>20:21</b> 14:23	<b>10</b> 6	
Nov. 17	<b>vs. Notre Dame</b> L, 64-66 ot	71	<b>0.90</b> 0.93	<b>28.2</b> 25.0	<b>75.0</b> 71.8	<b>+1</b>	<b>+4</b>	<b>0.83</b> 0.82	<b>47.6</b> 54.2	<b>16.9</b> 22.5	<b>8.5</b> 7.0	<b>12.5</b> 9.1	<b>12</b> 6	<b>26</b> 28	<b>13</b> 8	<b>1</b> 2	<b>4</b> 14	<b>5</b>	<b>5</b>	<b>13:27</b> 28:42	<b>6</b> 12	
Nov. 20	<b>New Orleans</b> W, 96-68	72	<b>1.33</b> 0.94	<b>40.6</b> 17.6	<b>82.4</b> 59.4	<b>+16</b>	<b>E</b>	<b>1.75</b> 0.50	<b>58.3</b> 26.1	<b>16.7</b> 16.7	<b>9.7</b> 12.5	<b>2.6</b> 9.1	<b>15</b> 14	<b>50</b> 34	<b>21</b> 8	<b>15</b> 10	<b>47</b> 13	<b>0</b>	<b>0</b>	<b>39:41</b> -	<b>28</b> -	
Nov. 24	<b>Houston Christian</b> W, 92-65	78	<b>1.18</b> 0.83	<b>28.2</b> 21.7	<b>78.3</b> 71.8	<b>+9</b>	<b>+5</b>	<b>2.67</b> 0.50	<b>70.6</b> 29.2	<b>11.5</b> 17.9	<b>9.0</b> 10.3	<b>14.8</b> 13.5	<b>17</b> 6	<b>38</b> 34	<b>17</b> 9	<b>20</b> 9	<b>47</b> 26	<b>6</b>	<b>8</b>	<b>35:17</b> 2:32	<b>32</b> 3	
Nov. 30	<b>Creighton</b> L, 65-79	67	<b>0.97</b> 1.18	<b>20.0</b> 21.4	<b>78.6</b> 80.0	-8	<b>+1</b>	<b>1.00</b> 1.30	<b>36.0</b> 44.8	<b>13.4</b> 14.9	<b>6.0</b> 7.5	<b>5.6</b> 4.3	<b>13</b> 10	<b>32</b> 28	<b>12</b> 9	<b>10</b> 2	<b>11</b> 5	<b>2</b>	<b>1</b>	<b>4:47</b> 32:12	<b>6</b> 18	
Dec. 5	<b>at Southern Ill.</b>	63	<b>1.08</b> 1.11	<b>52.6</b> 20.7	<b>79.3</b> 47.4	<b>+19</b>	-3	<b>1.00</b> 1.56	<b>46.2</b> 60.9	<b>19.0</b> 14.3	<b>6.3</b> 9.5	<b>14.7</b> 4.7	<b>16</b> 12	<b>36</b> 24	<b>15</b> 7	<b>6</b> 13	<b>18</b> 7	<b>10</b>	<b>9</b>	<b>14:10</b> 19:22	<b>7</b> 10	
Dec. 10	<b>vs. Tulsa</b>	77	<b>0.94</b> 0.74	<b>37.0</b> 16.2	<b>83.8</b> 63.0	<b>+18</b>	-8	<b>0.54</b> 0.20	<b>65.2</b> 20.0	<b>36.4</b> 26.0	<b>11.7</b> 24.7	<b>2.9</b> 11.1	<b>17</b> 19	<b>30</b> 34	<b>10</b> 2	<b>10</b> 18	<b>24</b> 19	<b>0</b>	<b>0</b>	<b>38:56</b> -	<b>19</b> -	
Dec. 17	<b>Oral Roberts</b>	68	<b>1.19</b> 0.88	<b>29.0</b> 19.4	<b>80.6</b> 71.0	<b>+7</b>	<b>+2</b>	<b>2.18</b> 0.46	<b>77.4</b> 27.3	<b>16.2</b> 19.1	<b>8.8</b> 11.8	<b>0</b> 3.1	<b>19</b> 16	<b>34</b> 24	<b>8</b> 6	<b>15</b> 10	<b>28</b> 16	<b>0</b>	<b>0</b>	<b>38:51</b> -	<b>30</b> -	
Dec. 20	<b>Wofford</b>	73	<b>1.04</b> 0.96	<b>9.1</b> 16.7	<b>83.3</b> 90.9	-7	<b>+1</b>	<b>1.62</b> 0.86	<b>75.0</b> 40.0	<b>17.8</b> 19.2	<b>13.7</b> 8.2	<b>5.0</b> 14.3	<b>24</b> 8	<b>14</b> 46	<b>3</b> 4	<b>12</b> 12	<b>24</b> 18	<b>2</b>	<b>2</b>	<b>35:53</b> 1:34	<b>13</b> 2	
Dec. 31	<b>South Carolina St.</b>	76	<b>1.13</b> 0.92	<b>43.3</b> 34.7	<b>65.3</b> 56.7	<b>+11</b>	-10	<b>0.91</b> 0.69	<b>70.0</b> 36.0	<b>30.3</b> 17.1	<b>10.5</b> 23.7	<b>11.5</b> 10.3	<b>13</b> 20	<b>34</b> 32	<b>18</b> 25	<b>17</b> 11	<b>19</b> 28	<b>5</b>	<b>10</b>	<b>34:01</b> 3:48	<b>22</b> 2	
Jan. 3	<b>Chicago St.</b>	66	<b>1.09</b> 0.80	<b>35.7%</b> 28.3%	<b>71.7%</b> 64.3%	<b>12</b>	-6	<b>0.80</b> 0.56	<b>46.2%</b> 27.8%	<b>22.7%</b> 13.6%	<b>7.6%</b> 10.6%	<b>13.3%</b> 3.4%	<b>14</b> 15	<b>32</b> 18	<b>10</b> 6	<b>19</b> 4	<b>22</b> 18	<b>1</b>	<b>1</b>	<b>38:27</b> 0:41	<b>25</b> 2	
Jan. 6	<b>Baylor*</b>																					
Jan. 9	<b>at Texas Tech*</b>																					
Jan. 13	<b>at Iowa St.*</b>																					
Jan. 16	<b>Kansas*</b>																					
Jan. 20	<b>at Kansas St.*</b>																					
Jan. 23	<b>TCU*</b>																					
Jan. 27	<b>West Virginia*</b>																					
Jan. 30	<b>at Kansas*</b>																					
Feb. 3	<b>Kansas St.*</b>																					
Feb. 6	<b>at Houston*</b>																					
Feb. 10	<b>at Oklahoma*</b>																					
Feb. 17	<b>BYU*</b>																					
Feb. 21	<b>at Cincinnati*</b>																					
Feb. 24	<b>Oklahoma*</b>																					
Feb. 28	<b>UCF*</b>																					
Mar. 2	<b>at Texas*</b>																					
Mar. 5	<b>Texas Tech*</b>																					
Mar. 9	<b>BYU*</b>																					

	Poss.	Pts/Pos	OR%	DR%	+/-TR	+/-TO	A:TO	A%	TO%	Stl%	Blk%	TO	Paint	2nd Ch	FB	Bnch	
<b>AVERAGES</b>	<b>OSU</b>	<b>70.0</b>	<b>1.077</b>	<b>31.1%</b>	<b>75.6%</b>	<b>6.0</b>	<b>-1.1</b>	<b>1.21</b>	<b>61.0%</b>	<b>19.8%</b>	<b>9.2%</b>	<b>8.4%</b>	<b>15.0</b>	<b>31.4</b>	<b>11.7</b>	<b>12.1</b>	<b>24.6</b>
	<b>Opponents</b>	<b>0.943</b>	<b>24.4%</b>	<b>68.9%</b>			<b>0.73</b>	<b>39.6%</b>	<b>18.2%</b>	<b>11.9%</b>	<b>10.0%</b>	<b>12.3</b>	<b>16.4</b>	<b>8.5</b>	<b>8.1</b>	<b>16.4</b>	

## Team & Individual Superlatives

### Team Highs / Lows

\* = School Record

		Oklahoma State	Opponent
Total Points	High	96 NEW ORLEANS (11/20/23)	79 CREIGHTON (11/30/23)
	Low	59 ABILENE CHRISTIAN (11/6/23)	<b>53 CHICAGO ST. (1/3/24)</b>
FG Made	High	36 NEW ORLEANS (11/20/23)	30 WOFFORD (12/20/23)
	Low	21 vs. Notre Dame (11/17/23) in OT	<b>18 CHICAGO ST. (1/3/24)</b>
FG Attempts	High	70 HOUSTON CHRISTIAN (11/24/23)	71 SOUTH CAROLINA ST. (12/31/23)
	Low	47 vs. Tulsa (12/10/23)	49 at Southern Ill. (12/5/23)
FG Percentage	High	.581 (36-62) NEW ORLEANS (11/20/23)	.527 (29-55) CREIGHTON (11/30/23)
	Low	.362 (21-58) vs. Notre Dame (11/17/23) in OT	<b>.290 (18-62) CHICAGO ST. (1/3/24)</b>
3-Pt FG Made	High	17 SAM HOUSTON (11/12/23)	10 2x, Last: CREIGHTON (11/30/23)
	Low	5 2x, Last: vs. Notre Dame (11/17/23) in OT	3 2x, Last: vs. Tulsa (12/10/23)
3-Pt FG Attempts	High	33 3x, Last: WOFFORD (12/20/23)	26 SAM HOUSTON (11/12/23)
	Low	16 CREIGHTON (11/30/23)	10 HOUSTON CHRISTIAN (11/24/23)
3-Pt FG Pct.	High	.515 (17-33) SAM HOUSTON (11/12/23)	.526 (10-29) CREIGHTON (11/30/23)
	Low	.200 (5-25) 2x, Last: vs. Notre Dame (11/17/23) in OT	.150 (3-20) vs. Tulsa (12/10/23)
FT Made	High	18 vs. Tulsa (12/10/23)	18 2x, Last: NEW ORLEANS (11/20/23)
	Low	5 2x, Last: WOFFORD (12/20/23)	4 WOFFORD (12/20/23)
FT Attempts	High	26 vs. Tulsa (12/10/23)	23 HOUSTON CHRISTIAN (11/24/23)
	Low	5 WOFFORD (12/20/23)	4 WOFFORD (12/20/23)
FT Percentage	High	1.000 (5-5) WOFFORD (12/20/23)	1.000 (4-4) WOFFORD (12/20/23)
	Low	.400 (8-20) ABILENE CHRISTIAN (11/6/23)	.609 (14-23) HOUSTON CHRISTIAN (11/24/23)
Offensive Reb.	High	20 at Southern Ill. (12/5/23)	17 SOUTH CAROLINA ST. (12/31/23)
	Low	3 WOFFORD (12/20/23)	5 WOFFORD (12/20/23)
Total Rebounds	High	47 HOUSTON CHRISTIAN (11/24/23)	38 3x, Last: CREIGHTON (11/30/23)
	Low	28 WOFFORD (12/20/23)	23 vs. Tulsa (12/10/23)
Rebound Margin	High	+19 (43-24) at Southern Ill. (12/5/23)	+8 (38-30) CREIGHTON (11/30/23)
Assists	High	24 2x, Last: ORAL ROBERTS (12/17/23)	14 at Southern Ill. (12/5/23)
	Low	9 CREIGHTON (11/30/23)	4 vs. Tulsa (12/10/23)
Blocks	High	8 HOUSTON CHRISTIAN (11/24/23)	5 HOUSTON CHRISTIAN (11/24/23)
	Low	0 ORAL ROBERTS (12/17/23)	<b>1 4x, Last: CHICAGO ST. (1/3/24)</b>
Steals	High	10 WOFFORD (12/20/23)	*19 vs. Tulsa (12/10/23)
	Low	4 3x, Last: at Southern Ill. (12/5/23)	4 ABILENE CHRISTIAN (11/6/23)
Turnovers Forced	High	20 vs. Tulsa (12/10/23)	28 vs. Tulsa (12/10/23)
	Low	<b>9 2x, Last: CHICAGO ST. (1/3/24)</b>	9 3x, Last: CREIGHTON (11/30/23)
Turnover Margin	High	+5 (8-13) HOUSTON CHRISTIAN (11/24/23)	-10 SOUTH CAROLINA ST. (12/31/23)
Personal Fouls	High	20 NEW ORLEANS (11/20/23)	23 NEW ORLEANS (11/20/23)
	Low	10 WOFFORD (12/20/23)	10 ORAL ROBERTS (12/17/23)

### Individual Superlatives

	Oklahoma State	Opponent
Points	29 Javon Small -- vs. Notre Dame (11/17/23) in OT	32 Xavier Johnson -- at Southern Illinois (12/5/23)
	25 Javon Small -- at Southern Illinois (12/5/23)	23 Jordan Johnson -- NEW ORLEANS (11/20/23)
	24 Javon Small -- CREIGHTON (11/30/23)	24 Corey Tripp -- WOFFORD (12/20/23)
FG Made	8 3x, Last: Javon Small -- CREIGHTON (11/30/23)	11 Corey Tripp -- WOFFORD (12/20/23)
FG Attempts	18 Javon Small -- vs. Notre Dame (11/17/23) in OT	22 Xavier Johnson -- at Southern Illinois (12/5/23)
FG Pct. (min. 5 FGM)	.833 (5-6) Quion Williams -- vs. Tulsa (12/10/23)	.750 (6-8) Tyson Jackson -- NEW ORLEANS (11/20/23)
3-Pt FG Made	5 Bryce Thompson -- WOFFORD (12/20/23)	4 2x, Last: Trent Brown -- Southern Ill. (12/5/23)
3-Pt FG Attempts	10 Jarius Hicklen -- HOUSTON CHRISTIAN (11/24/23)	9 Jordan Johnson -- NEW ORLEANS (11/20/23)
3-Pt Pct. (min. 4 FGM)	.800 (4-5) Bryce Thompson -- SAM HOUSTON (11/12/23)	.800 (4-5) 2x, Last: Trent Brown -- Southern Ill. (12/5/23)
FT Made	10 Javon Small -- vs. Tulsa (12/10/23)	13 Xavier Johnson -- at Southern Illinois (12/5/23)
FT Attempts	13 Javon Small -- vs. Tulsa (12/10/23)	15 Xavier Johnson -- at Southern Illinois (12/5/23)
FT Pct. (min. 5 FTM)	1.000 (9-9) Javon Small -- vs. Notre Dame (11/17/23) in OT	1.000 (5-5) 2x, Last: Daryl Banks III -- vs. St. Bonav. (11/16/23)
Rebounds	13 Mike Marsh -- NEW ORLEANS (11/20/23)	12 Ryan Kalkbrenner -- CREIGHTON (11/30/23)
Assists	8 2x, Last: Javon Small -- ORAL ROBERTS (12/17/23)	5 2x, Last: Xavier Johnson -- at Southern Illinois (12/5/23)
Blocked Shots	6 Brandon Garrison -- HOUSTON CHRISTIAN (11/24/23)	2 7x, Last: Filewich & Tripp -- WOFFORD (12/20/23)
Steals	4 2x, Last: Quion Williams -- S. CAROLINA ST. (12/31/23)	5 Tayshawn Archie -- vs. Tulsa (12/10/23)
Minutes	41:05 Quion Williams -- vs. Notre Dame (11/17/23) in OT	40:00 Daryl Banks III -- vs. St. Bonaventure (11/16/23)

# Box Scores / Recaps

<b>EXHIBITION</b>	<b>Oklahoma Baptist</b> 53
	<b>Oklahoma State</b> 95
Nov. 1, 2023   TV: ESPN+ Stillwater, Okla. (Gallagher-Iba Arena)	

	1st	2nd	Score
Oklahoma Baptist	21	32	- 53
<b>Oklahoma State</b>	<b>49</b>	<b>46</b>	<b>- 95</b>

- Four OSU true freshmen combined for 55 points on 24-of-32 shooting in an exhibition romp.
- **Justin McBride** supplied a game-high 19 points and **Eric Dailey Jr.** made all seven shots on his way to 14. **Brandon Garrison** added a double-double with 11 points, 11 rebounds and five blocks, while **Connor Dow** (11 points) nailed 3-of-4 threes.
- OSU won its 56th straight exhibition at GIA.
- Helped by eight dunks, OSU shot 56.3% from the field while holding the visitors to 27.3%.
- The Cowboys outscored the Bison 60-28 in the paint, 19-2 on fast breaks and 25-4 off turnovers.
- After allowing the game's first basket, OSU used runs of 11-0 and 18-0 to sieze control. The Cowboys scored points on nearly 70% of their first half possessions to take a 49-21 edge into the break and led by as many as 46 down the stretch.

### OKLAHOMA BAPTIST

##	Name	Pts	FG	3pt	FT	TR	PF	A	TO	B	S	MP
00	Trevin Wade *	12	5-14	0-0	2-2	1	0	2	4	0	2	26
01	Nathan Wilson *	4	2-3	0-0	0-0	3	1	0	1	1	1	15
02	Ethan Scot *	5	2-8	1-7	0-0	0	1	0	1	0	1	22
05	Ricky Brown *	6	1-4	1-4	3-3	3	0	1	2	0	0	24
20	Daniel Ransom *	6	3-8	0-3	0-0	4	4	1	2	0	0	19
03	Terry Coner Jr.	4	1-8	1-4	1-2	2	0	0	0	0	0	12
04	TJ Strong	3	0-2	0-0	3-4	6	0	0	0	0	0	7
10	Ty Lippoldt	2	0-1	0-0	2-2	1	0	0	0	0	1	8
12	Matthew Veen	1	0-0	0-0	1-2	1	0	0	0	0	0	6
14	Efe Sekeroglu	2	1-4	0-0	0-0	2	1	0	2	1	0	16
15	Legend Barrett	4	2-7	0-0	0-0	5	3	0	0	0	0	11
21	Byke Burrow	0	0-1	0-0	0-0	0	0	0	0	0	0	2
22	Joshua Udumoh	4	1-6	0-1	2-2	4	1	1	0	0	0	21
23	Jose Waring	0	0-0	0-0	0-0	3	1	0	0	0	0	10
<b>TEAM</b>						<b>4</b>	<b>0</b>	<b>1</b>				
<b>TOTALS</b>		<b>53</b>	<b>18-66</b>	<b>3-19</b>	<b>14-17</b>	<b>19</b>	<b>12</b>	<b>5</b>	<b>13</b>	<b>2</b>	<b>5</b>	<b>200</b>

	FG	%	3Pt	%	FT	%
1st Half	9-27	33%	1-9	11%	2-2	100%
2nd Half	9-39	23%	2-10	20%	12-15	80%
<b>Game</b>	<b>18-66</b>	<b>27.3%</b>	<b>3-19</b>	<b>15.8%</b>	<b>14-17</b>	<b>82.4%</b>

### OKLAHOMA STATE

##	Name	Pts	FG	3pt	FT	TR	PF	A	TO	B	S	MP
01	Bryce Thompson *	10	5-13	0-3	0-1	2	3	1	2	1	1	22
04	Jarius Hicklen *	3	1-7	1-7	0-0	3	1	3	0	0	0	25
05	Quion Williams *	8	3-5	0-0	2-3	5	2	3	0	0	2	20
32	Mike Marsh *	10	4-4	0-0	2-2	8	1	2	0	0	0	15
51	John-Michael Wright *	6	2-7	2-6	0-0	2	0	1	0	0	0	19
00	Naz Brown	3	1-1	1-1	0-0	0	1	1	0	0	0	10
02	Eric Dailey Jr.	14	7-7	0-0	0-2	7	2	1	1	0	1	22
13	Connor Dow	11	4-5	3-4	0-0	4	0	2	2	0	1	20
15	Carson Sager	0	0-1	0-0	0-0	0	0	0	0	0	0	1
21	Justin McBride	19	9-13	1-4	0-0	5	1	2	1	1	1	23
23	Brandon Garrison	11	4-7	0-0	3-5	11	2	3	5	1	0	20
24	Isaiah Miranda	0	0-1	0-0	0-0	0	0	0	0	0	0	1
35	Weston Church	0	0-0	0-0	0-0	0	0	0	0	0	0	1
<b>TEAM</b>						<b>0</b>	<b>0</b>	<b>0</b>				
<b>TOTALS</b>		<b>95</b>	<b>40-71</b>	<b>8-25</b>	<b>7-13</b>	<b>15</b>	<b>13</b>	<b>19</b>	<b>8</b>	<b>7</b>	<b>7</b>	<b>200</b>

	FG	%	3Pt	%	FT	%
1st Half	20-37	54%	4-14	29%	5-7	71%
2nd Half	20-34	59%	4-11	36%	2-6	33%
<b>Game</b>	<b>40-71</b>	<b>56.3%</b>	<b>8-25</b>	<b>32.0%</b>	<b>7-13</b>	<b>53.8%</b>

Officials: Marques Pettigrew, Owen Shortt, Randal Anders  
 Attendance: 4,731 | OBU led for 1:02. OSU led for 38:04. Tied for 2:32  
 Times tied: 0 Lead Changes: 0 | Largest Lead: OSU by 46, OBU by 2  
 Technical Fouls: BENCH, @ 2nd - 01:11

Points	Paint	Off TO	2nd Ch	F Brk	Bench	Pts/Pos
Okla. Bapt.	28	4	13	2	20	0.791
OSU	60	25	22	19	58	1.377

<b>GAME 1</b>	<b>Abilene Christian</b> 64
	<b>Oklahoma State</b> 59
Nov. 6, 2023   TV: ESPN+ Stillwater, Okla. (Gallagher-Iba Arena)	

	1st	2nd	Score
Abilene Christian	36	28	- 64
Oklahoma State	25	34	- 59

- OSU missed 12 free throws in a five-point season-opening loss to Abilene Christian.
- The Cowboys finished just 8-of-20 at the stripe and connected on only 5-of-23 from three.
- **Bryce Thompson** scored 19 points and **Mike Marsh** - one of six players making their Cowboy debuts - added 13 points and nine rebounds.
- OSU trailed by as many as 18 points with 13:25 to play but rallied to within a possession. Freshman **Connor Dow** connected on three triples in a span of just over 3:00 to get the rally started. Thompson converted three contested jumpers and Marsh made a layup with 2:23 to go cut the margin to 58-55.
- OSU forced five ACU turnovers in the final 60 seconds but couldn't capitalize. Dow missed a deep three that would have tied it with 5 seconds left.

### ABILENE CHRISTIAN (1-0)

##	Name	Pts	FG	3pt	FT	TR	PF	A	TO	B	S	MP
04	Kavion McClain*	4	1-3	0-2	2-2	1	0	2	3	0	0	32
05	Cameron Steele*	5	2-6	1-4	0-0	1	0	2	0	1	0	25
21	Hunter Jack Madden*	14	4-8	1-3	5-5	1	1	1	2	0	0	26
23	Airion Simmon*	11	5-13	1-5	0-2	11	3	4	1	0	1	25
24	All Abdou Dibba*	15	7-14	1-2	0-2	5	2	3	3	0	0	15
00	JV Seat	5	2-2	1-1	0-0	3	1	1	0	0	0	22
03	Leonardo Bettli	2	1-3	0-0	0-0	1	3	0	3	0	0	11
10	Nasir Degruy	4	2-2	0-0	0-0	1	1	0	0	0	0	8
13	Muodubem Muoneke	0	0-0	0-0	0-0	1	0	0	0	0	0	5
22	Aidan Igiehon	4	2-4	0-0	0-0	5	4	0	0	0	1	15
25	Immanuel Allen	0	0-2	0-1	0-0	2	1	0	2	0	0	16
<b>TEAM</b>						<b>3</b>	<b>0</b>	<b>0</b>				
<b>TOTALS</b>		<b>64</b>	<b>26-57</b>	<b>5-18</b>	<b>7-11</b>	<b>35</b>	<b>18</b>	<b>13</b>	<b>15</b>	<b>1</b>	<b>4</b>	<b>200</b>

	FG	%	3Pt	%	FT	%
1st Half	15-31	48%	3-6	50%	4-4	75%
2nd Half	11-26	42%	2-12	17%	3-7	57%
<b>Game</b>	<b>26-57</b>	<b>45.6%</b>	<b>5-18</b>	<b>27.8%</b>	<b>7-11</b>	<b>63.6%</b>

### OKLAHOMA STATE (0-1)

##	Name	Pts	FG	3pt	FT	TR	PF	A	TO	B	S	MP
01	Bryce Thompson*	19	8-15	1-3	2-7	3	3	1	3	0	1	27
04	Jarius Hicklen*	3	1-5	1-4	0-0	0	4	1	1	1	0	24
05	Quion Williams*	4	2-3	0-0	0-0	10	1	1	1	0	1	38
32	Mike Marsh*	13	6-10	0-0	1-2	9	1	2	1	1	0	22
51	John-Michael Wright*	2	1-9	0-6	0-0	0	4	2	0	2	0	22
02	Eric Dailey Jr.*	6	1-4	0-2	4-8	5	1	4	3	0	2	25
13	Connor Dow*	9	3-7	3-7	0-0	3	3	1	1	0	2	21
21	Justin McBride*	2	1-3	0-1	0-1	2	1	0	0	0	0	15
23	Brandon Garrison*	1	0-0	0-0	1-2	0	2	0	0	0	1	8
<b>TEAM</b>						<b>3</b>	<b>0</b>	<b>1</b>				
<b>TOTALS</b>		<b>59</b>	<b>23-56</b>	<b>5-23</b>	<b>8-20</b>	<b>35</b>	<b>16</b>	<b>13</b>	<b>13</b>	<b>2</b>	<b>9</b>	<b>200</b>

	FG	%	3Pt	%	FT	%
1st Half	10-26	38%	1-9	11%	4-9	44%
2nd Half	13-30	43%	4-14	29%	4-11	36%
<b>Game</b>	<b>23-56</b>	<b>41.1%</b>	<b>5-23</b>	<b>21.7%</b>	<b>8-20</b>	<b>40.0%</b>

Officials: Bret Smith, Christopher Merlo, John Jenkins Jr.  
 Attendance: 5,084 | ACU led for 36:40. OSU led for 0:38. Tied for 2:32  
 Times tied: 0 Lead Changes: 0 | Largest Lead: ACU by 18, OSU by 2  
 Technical Fouls: None

Points	Paint	Off TO	2nd Ch	F Brk	Bench	Pts/Pos
Abilene	32	15	6	3	15	0.941
OSU	28	6	8	8	18	0.868

<b>GAME 2</b>	<b>Sam Houston</b> 70
	<b>Oklahoma State</b> 85
Nov. 12, 2023   TV: ESPN+ Stillwater, Okla. (Gallagher-Iba Arena)	

	1st	2nd	Score
Sam Houston	30	40	- 70
<b>Oklahoma State</b>	<b>38</b>	<b>47</b>	<b>- 85</b>

- OSU matched a school record with 17 three-pointers in a rout of Sam Houston.
- After making just 5-of-23 from deep in a season-opening loss to Abilene Christian, the Cowboys connected on 17-of-33 (.515) to equal the program mark, set Feb. 27, 2019 at Texas Tech.
- **Bryce Thompson** nailed 4-of-5 attempts on his way to a game-high 17 points.
- **Javon Small** - who was unavailable for the opener due to injury - bagged 4-of-7 in his OSU debut. The ECU transfer also handed out five assists with just one turnover.
- **John-Michael Wright** (14 points) made 3-of-7 on his way to 14 points, including the record-tying triple with 90 seconds to play.
- OSU closed the game by making nine of its last 11 attempts to stretch an eight-point halftime lead to as many as 19.
- The Cowboys recorded 19 assists with just nine turnovers and limited to the Bearcats to 37.7% shooting.


### SAM HOUSTON (1-2)

##	Name	Pts	FG	3pt	FT	TR	PF	A	TO	B	S	MP
02	Davon Barnes*	16	3-11	3-7	7-8	3	3	1	1	0	0	32
31	Souleymane Dombia*	9	3-9	1-1	2-2	7	0	1	1	0	0	21
03	Lamar Wilkerson*	7	2-8	1-3	2-2	1	3	2	2	0	3	27
13	Jaden Ray*	5	1-6	1-2	2-2	5	1	3	3	0	1	23
10	Damon Nicholas Jr.*	4	2-5	0-1	0-0	6	2	2	0	1	0	23
05	Marcus Boykin	11	5-8	1-3	0-0	2	2	1	2	0	0	17
40	Kian Scroggins	9	4-4	1-1	0-2	7	1	0	0	0	0	18
00	Owen McGlashan	5	2-5	1-3	0-0	1	0	0	0	0	0	16
04	Anthony Wrzeszcz	3	1-4	1-4	0-0	2	0	1	1	1	1	17
21	Lewis Rowe	1	0-0	0-0	1-2	2	0	0	0	0	0	2
01	CJ Beaumont	0	0-1	0-0	0-0	0	0	0	0	0	0	2
11	Bryce Cook	0	0-0	0-0	0-0	0	1	0	0	0	0	1
24	Derrick Brown	0	0-0	0-0	0-0	0	0	0	0	0	0	1
<b>TEAM</b>						<b>2</b>	<b>0</b>	<b>0</b>				
<b>TOTALS</b>		<b>70</b>	<b>23-61</b>	<b>10-26</b>	<b>14-18</b>	<b>38</b>	<b>13</b>	<b>11</b>	<b>10</b>	<b>2</b>	<b>5</b>	<b>200</b>

	FG	%	3Pt	%	FT	%
1st Half	9-29	31%	5-12	42%	7-8	88%
2nd Half	14-32	44%	5-14	36%	7-10	70%
<b>Game</b>	<b>23-61</b>	<b>37.7%</b>	<b>10-26</b>	<b>38.5%</b>	<b>14-18</b>	<b>77.8%</b>

### OKLAHOMA STATE (1-1)

# Box Scores / Recaps

**GAME 3**  

**Oklahoma State** 64  
**St. Bonaventure** 66  
 Nov. 16, 2023 | TV: ESPNU  
 Brooklyn, N.Y. (Barclays Center)

	1st	2nd	Score
Oklahoma State	29	35	- 64
St. Bonaventure	30	36	- 66

- A Legends Classic semifinal thriller came down the final buzzer. OSU missed on a corner three ahead of the horn, allowing St. Bonaventure to escape with a 66-64 victory.
- Eric Dailey Jr.** (15 points) and **John-Michael Wright** (14) paced the scoring for the Cowboys, who led by as many as 10 points near the 13:00-mark of the second half following a 14-0 run.
- St. Bonaventure responded with a 14-2 push to regain the lead and the teams battled back-and-forth the rest of the way.
- Quion Williams'** driving layup put OSU ahead 64-62 with 38 seconds to play, but the Bonnies forged in front for good when **Daryl Banks III** drew a foul on a three-point try with 20 seconds to go and sank all three shots.
- OSU came up empty on two subsequent possessions, including the finale when **Javon Small** (who tallied a game-high seven assists) took the ball in the backcourt with 7 seconds on the clock and dribbled himself into position for a corner three as time expired. It missed by just a fraction of an inch.

**OKLAHOMA STATE (1-2)**

##	Name	Pts	FG	3pt	FT	TR	PF	A	TO	B	S	MP
01	Bryce Thompson*	7	2-6	1-4	2-2	0	1	2	1	0	0	16
02	Eric Dailey Jr.*	15	6-10	2-3	1-2	4	2	2	2	0	1	31
05	Quion Williams*	9	4-6	1-1	0-1	2	4	1	2	0	1	16
12	Javon Small*	3	1-5	0-2	1-2	5	1	7	5	0	2	33
32	Mike Marsh*	9	4-4	0-0	1-2	6	4	2	1	0	0	28
04	Jarius Hicklen	3	1-4	1-4	0-2	2	0	0	0	0	0	24
13	Connor Dow	0	0-2	0-2	0-0	0	0	0	0	0	0	5
21	Justin McBride	4	2-3	0-0	0-0	1	1	0	1	0	0	7
23	Brandon Garrison	0	0-1	0-0	0-0	6	3	1	1	1	0	11
51	John-Michael Wright	14	3-11	2-7	6-7	2	3	1	1	0	0	29
TEAM					3	0						
TOTALS		64	23-52	7-23	11-18	31	19	16	14	1	4	200

	FG	%	3Pt	%	FT	%
1st Half	11-29	38%	4-14	29%	3-7	43%
2nd Half	12-23	52%	3-9	33%	8-11	73%
Game	23-52	44.2%	7-23	30.4%	11-18	61.1%


**ST. BONAVENTURE (2-1)**

##	Name	Pts	FG	3pt	FT	TR	PF	A	TO	B	S	MP
02	Assa Essamvoss*	13	4-10	3-7	2-2	7	1	0	1	0	1	38
03	Mika Adams-Woods*	17	6-13	1-5	4-4	5	2	2	1	0	0	35
05	Daryl Banks III*	14	4-12	1-4	5-5	1	4	4	0	1	4	40
07	Charles Pride*	7	2-8	1-1	2-3	7	4	1	0	0	1	24
32	Chad Venning*	10	4-5	0-0	2-3	5	0	5	1	1	2	20
00	Barry Evans	2	0-2	0-2	2-3	7	1	2	0	0	3	23
20	Noel Brown	3	1-1	0-0	1-2	2	2	0	0	0	1	20
TEAM					0	0						
TOTALS		66	21-51	6-19	18-21	32	16	9	12	1	8	200

	FG	%	3Pt	%	FT	%
1st Half	11-27	41%	3-9	33%	5-7	71%
2nd Half	10-24	42%	3-10	30%	13-14	93%
Game	21-51	41.2%	6-19	31.6%	18-21	85.7%

Officials: Lamar Simpson, Byron Jarrett, Greg Evans  
 Start time: 6:30 p.m. ET | Duration: 2:01  
 Attendance: 5,524 | SB led for 14:23. OSU led for 20:21. Tied for 5:16  
 Times tied: 5 Lead Changes: 10 | Largest Lead: OSU by 10, SB by 6  
 Technical Fouls: None

Points	Paint	Off TO	2nd Ch	F Brk	Bench	Pts/Pos
OSU	32	5	8	11	21	1.02
St. Bonav.	22	12	9	6	5	1.05

**GAME 4**  

**Notre Dame** 66  
**Oklahoma State** 64  
 Nov. 17, 2023 | TV: ESPNU  
 Brooklyn, N.Y. (Barclays Center)

	1st	2nd	OT	Score
Notre Dame	33	22	11	66
Oklahoma State	25	30	9	64

- An incredible second half from **Javon Small** wasn't enough to lift OSU past Notre Dame in the Legends Classic third place game.
- Small, a South Bend, Ind. native who grew up watching the Irish, posted career-highs with 29 points and 10 rebounds. After scoring just two points in the first half, the junior accounted for 27 of OSU's 39 points in the second half plus overtime.
- It was OSU's first 25-point double-double since **Cade Cunningham** (Feb. 27, 2021 at Oklahoma) and just the sixth since 2010.
- John-Michael Wright** added 11 points and **Quion Williams** match his own best with 11 rebounds.
- Notre Dame ended the first half on an 18-6 run to lead 33-25. Small scored 16 points in OSU's 17-7 push at the end of regulation.
- Eric Dailey Jr.** tied the game on a free throw with 9 seconds remaining but missed a go-ahead try.
- Notre Dame's **Markus Burton** missed a potential game-winner at the end of regulation but scored six of his team-high 20 points in the extra period.

**NOTRE DAME (2-2)**

##	Name	Pts	FG	3pt	FT	TR	PF	A	TO	B	S	MP
01	Julian Roper II*	12	4-9	2-3	2-4	8	2	3	4	0	2	36
03	Markus Burton*	20	8-18	0-2	4-5	2	2	1	3	0	0	31
13	Tae Davis*	7	3-6	0-0	1-2	4	5	1	3	0	1	36
20	J.R. Konieczny*	11	3-7	2-5	3-4	10	2	1	0	0	0	35
25	Matt Zona*	2	1-3	0-2	0-0	3	2	4	1	0	1	27
00	Carey Booth	6	2-3	2-3	0-0	2	2	1	0	2	1	12
02	Logan Iimes	3	1-3	1-3	0-0	3	2	1	0	1	0	19
11	Braden Shrewsbury	5	2-8	1-7	0-1	3	0	1	0	0	0	30
TEAM					2	0			5			
TOTALS		66	24-57	8-25	10-16	37	17	13	16	3	5	225

	FG	%	3Pt	%	FT	%
1st Half	13-28	46%	6-16	38%	1-3	33%
2nd Half	9-25	36%	2-8	25%	2-3	67%
3rd Half	2-4	50%	0-1	00%	7-10	70%
Game	24-57	42.1%	8-25	32.0%	10-16	62.5%


**OKLAHOMA STATE (1-3)**

##	Name	Pts	FG	3pt	FT	TR	PF	A	TO	B	S	MP
02	Eric Dailey Jr.*	3	1-5	0-2	1-2	3	2	1	0	0	0	33
05	Quion Williams*	8	3-9	0-1	2-4	11	1	3	1	2	1	41
12	Javon Small*	29	8-18	4-8	9-9	10	3	2	5	1	1	41
23	Brandon Garrison*	9	3-6	0-0	3-6	5	5	2	1	2	36	
51	John-Michael Wright*	11	4-9	1-6	2-2	3	2	0	2	0	2	38
04	Jarius Hicklen	0	0-5	0-5	0-0	0	1	0	2	0	0	13
13	Connor Dow	0	0-3	0-2	0-0	1	0	0	1	0	0	14
21	Justin McBride	4	2-3	0-1	0-0	3	3	0	2	0	0	10
TEAM					3	0						
TOTALS		64	21-58	5-25	17-23	38	18	10	12	4	6	225

	FG	%	3Pt	%	FT	%
1st Half	11-25	44%	1-10	10%	2-4	50%
2nd Half	8-26	31%	4-12	33%	10-13	77%
3rd Half	2-7	29%	0-3	00%	5-6	83%
Game	21-58	36.2%	5-25	20.0%	17-23	73.9%

Officials: AJ Desai, Pat Evans, Greg Evans  
 Attendance: 4,849 | OSU led for 13:27. ND led for 28:42. Tied for 2:21  
 Times tied: 5 Lead Changes: 5 | Largest Lead: ND by 12, OSU by 6  
 Start time: 4:30 p.m. ET | Duration: 2:15 | Technical Fouls: None

Points	Paint	Off TO	2nd Ch	F Brk	Bench	Pts/Pos
Notre Dame	28	6	8	2	14	0.93
OSU	26	12	13	1	4	0.90

**GAME 5**  

**New Orleans** 68  
**Oklahoma State** 96  
 Nov. 20, 2023 | TV: ESPN+  
 Stillwater, Okla. (Gallagher-Iba Arena)

	1st	2nd	Score
New Orleans	37	31	- 68
Oklahoma State	43	53	- 96

- Jamyron Keller** missed the first four games of OSU's season with a wrist injury but made up for lost time in his collegiate debut with a game-high 18 points on 7-of-10 shooting.
- OSU led 61-58 near the midway point of the second half but came away with points on each its next 12 possessions during a 26-2 run.
- Javon Small** worked around three first-half fouls to tally 16 points and six assists in 24 turnover-free minutes. **Mike Marsh** logged his first double-double as a Cowboy with 13 points and 11 rebounds and **Eric Dailey Jr.** nearly joined him with 14 points and nine boards.
- John-Michael Wright** added 11 points and three steals. The Pokes outscored UNO by 34 points during his 24 minutes of action.
- OSU shot 65.6% from the field in the second half and 58.1% for the game. The Cowboys recorded a season-high 21 assists on 36 baskets, hit 10 threes and won the rebounding battle, 41-25.

**NEW ORLEANS (2-2)**

##	Name	Pts	FG	3pt	FT	TR	PF	A	TO	B	S	MP
01	Jordan Johnson*	23	6-17	3-9	8-9	2	1	2	1	0	0	35
03	D'Ante Bell*	0	0-1	0-0	0-0	2	4	0	1	0	0	11
05	Tyson Jackson*	15	6-8	0-0	3-6	3	4	0	2	0	1	26
13	Jamond Vincent*	8	2-7	0-0	4-5	4	0	1	1	2	1	35
20	Khaleb Wilson-Rouse*	9	3-6	0-1	3-4	2	4	2	2	0	0	29
00	Mason Jones	0	0-3	0-3	0-0	0	1	1	0	0	1	11
02	Jah Short	4	2-3	0-0	0-0	0	0	0	1	0	1	7
04	Omarion Henry	2	1-2	0-0	0-0	0	0	0	0	0	1	7
10	Kaleb Jenkins	0	0-0	0-0	0-0	0	0	0	0	0	0	2
15	Carlos Hart	4	2-4	0-1	0-0	4	4	0	1	1	1	17
22	Darrius Washington	0	0-0	0-0	0-0	0	0	0	0	0	0	2
23	James Glisson III	3	1-3	1-3	0-0	2	5	0	2	0	3	15
32	Dorian Hill	0	0-0	0-0	0-0	0	0	0	0	0	0	1
33	Dorian Booker	0	0-1	0-0	0-0	1	0	0	0	0	0	2
TEAM					5	0			1			
TOTALS		68	23-55	4-17	18-24	25	23	6	12	3	9	200

	FG	%	3Pt	%	FT	%
1st Half	12-29	41%	4-11	36%	9-10	90%
2nd Half	11-26	42%	0-6	00%	9-14	64%
Game	23-55	41.8%	4-17	23.5%	18-24	75.0%

**OKLAHOMA STATE (2-3)**

##	Name	Pts	FG	3pt	FT	TR	PF	A	TO	B	S	MP
02	Eric Dailey Jr.*	14	5-8	0-1	4-5	9	2	4	3	0	2	29
05	Quion Williams*	4	2-4	0-1	0-2	3	2	3	3	0	0	20
12	Javon Small*	16	5-8	2-5	4-4	3	4	6	0	0	1	25
23	Brandon Garrison*	4	2-3	0-0	0-2	1	3	2	0	0	0	15
51	John-Michael Wright*	11	4-10	1-6	2-2	1</						

# Box Scores / Recaps

**GAME 6**  

**Houston Christian 92**  
**Oklahoma State 63**  
 Nov. 24, 2023 | TV: ESPN+  
 Stillwater, Okla. (GIA)

	1st	2nd	Score
Houston Christian	37	28	- 65
Oklahoma State	52	40	- 92

- **Mike Marsh** led a group of six double-figure scorers with 14 points in a lopsided win.
- **Jarius Hicklen** (12 points) drilled 4-of-10 threes and **Eric Dailey Jr.** (12) grabbed a team-high six rebounds. **Brandon Garrison, Jamyron Keller** and **John-Michael Wright** supplied 10-each.
- Garrison became just the fourth Cowboy freshman to record six-or-more blocks in a single game.
- **Javon Small** and **Quion Williams** combined for 14 of OSU's 24 assists. The Cowboys shot 48.6% and committed just nine turnovers.
- HCU started 9-of-13 from the field to go up 25-23 midway through the first half but connected on just 15-of-51 the rest of the way.
- Wright's 250th career three put OSU back in front for good with 9:26 to play and the Cowboys led by 15 at the break.
- Three Hicklen triples sparked another 21-3 push early in the second half to push the lead from 11 to 29.

**HOUSTON CHRISTIAN (0-4)**

##	Name	Pts	FG	3Pt	FT	TR	PF	A	TO	B	S	MP
02	Pierce Bazil*	8	4-13	0-2	0-2	2	1	0	3	0	2	28
04	Bonke Maring*	6	2-9	0-0	2-3	10	2	3	3	0	1	24
10	Marcus Greene*	16	7-12	1-2	1-2	2	2	2	2	0	0	30
11	Tristan Moore*	5	2-4	0-0	1-2	4	1	0	0	0	0	25
33	Michael Imariagbe*	4	1-2	0-0	2-2	4	3	0	1	2	0	16
03	Jay Alvarez	15	5-14	1-5	4-6	3	1	0	2	0	2	26
05	Porter Bazil	0	0-0	0-0	0-0	3	1	0	2	2	1	13
07	Dominic Capriotti	0	0-0	0-0	0-0	1	0	0	0	0	0	3
20	Chigozie Achara	7	2-4	0-0	3-4	4	0	0	1	1	0	16
24	Jake Arnold	4	1-6	1-1	1-2	0	1	1	0	0	2	18
TEAM					7	0						
TOTALS		65	24-64	3-10	14-23	38	11	7	14	5	8	200
		FG	%	3Pt	%	FT	%					
1st Half	15-35	43%	3-6	50%	4-7	57%						
2nd Half	9-29	31%	0-4	00%	10-16	63%						
<b>Game</b>	<b>24-64</b>	<b>37.5%</b>	<b>3-10</b>	<b>30.0%</b>	<b>14-23</b>	<b>60.9%</b>						

**OKLAHOMA STATE (3-3)**

##	Name	Pts	FG	3Pt	FT	TR	PF	A	TO	B	S	MP
02	Eric Dailey Jr.*	12	4-8	1-2	3-6	6	1	2	1	0	1	15
05	Quion Williams*	7	2-3	1-1	2-2	5	2	6	1	0	1	31
12	Javon Small*	6	3-11	0-6	0-0	5	1	8	0	0	1	29
23	Brandon Garrison*	10	4-8	0-0	2-2	5	3	2	1	6	0	18
51	John-Michael Wright*	10	4-8	2-6	0-0	4	1	1	0	0	1	24
04	Jarius Hicklen	12	4-11	4-10	0-0	2	0	1	0	0	0	18
13	Connor Dow	8	2-4	2-4	2-2	4	1	1	1	1	1	11
14	Jamyron Keller	10	4-4	1-1	2-2	3	2	2	0	0	1	18
15	Carson Sager	0	0-1	0-1	0-0	0	1	0	0	0	0	1
21	Justin McBride	3	1-3	1-2	0-0	5	2	0	1	1	0	17
32	Mike Marsh	14	6-9	0-0	2-2	5	2	1	1	0	1	16
35	Weston Church	0	0-0	0-0	0-2	0	0	0	1	0	0	1
TEAM					3	0						
TOTALS		92	34-70	12-33	12-18	47	17	24	9	8	7	200
		FG	%	3Pt	%	FT	%					
1st Half	18-34	53%	6-17	35%	10-12	83%						
2nd Half	16-36	44%	6-16	38%	2-6	33%						
<b>Game</b>	<b>34-70</b>	<b>48.6%</b>	<b>12-33</b>	<b>36.4%</b>	<b>12-18</b>	<b>66.7%</b>						

Officials: Kipp Kissinger, Olandis Poole, Randal Anders  
 Start time: 7:01 p.m. CT | Duration: 1:52  
 Attendance: 6,153 | OSU led for 35:02. HCU led for 2:32. Tied for 2:24  
 Times tied: 6 Lead Changes: 8 | Largest Lead: OSU by 32, HCU by 3  
 Technical Fouls: None

Points	Paint	Off TO	2nd Ch	F Brk	Bench	Pts/Pos
Houston Chrst.	34	6	9	9	26	0.83
OSU	22	12	9	6	5	1.18

**GAME 7**  

**#15/14 Creighton 79**  
**Oklahoma State 65**  
 Nov. 30, 2023 | TV: ESPN2  
 Stillwater, Okla. (GIA)

	1st	2nd	Score
15/14 Creighton	47	32	- 79
Oklahoma State	29	36	- 65

- OSU hung with No. 15 Creighton for the majority of the night, save for one disastrous six-minute stretch late in the first half. The Bluejays scored 17 unanswered to build an 18-point halftime lead and held on from there.
- **Javon Small** scored a game-high 24 points and freshman **Eric Dailey Jr.** posted his first career double-double with 13 points and 11 rebounds for the Cowboys, who trailed 28-27 after **Bryce Thompson's** layup at the 6:36-mark but missed their last nine field goal attempts of the half.
- **Ryan Kalkbrenner** (16 pts, 12 reb) scored seven points during Creighton's pivotal run. **Baylor Scheierman** (21 pts) and **Trey Alexander** (20) also had big nights for the Bluejays, one of the nation's most-prolific three-point shooting teams. They made 7-of-12 threes in the first half and 10-of-19 overall to finish at 52.7% from the field.
- OSU made 7-of-16 threes but just 18-of-46 from inside the arc in a 40% shooting effort.
- The Cowboys won the second half, 36-32. They pulled to within a dozen points on five different occasions but could get no closer.

**CREIGHTON (6-1)**


##	Name	Pts	FG	3Pt	FT	TR	PF	A	TO	B	S	MP
01	Steven Ashworth*	17	6-9	4-5	1-1	2	2	5	1	0	1	37
11	Ryan Kalkbrenner*	16	6-15	1-3	3-4	12	2	2	3	2	0	32
13	Mason Miller*	0	0-0	0-0	0-0	2	1	1	1	0	0	7
23	Trey Alexander*	20	7-12	1-3	5-8	7	1	3	1	0	2	36
55	Baylor Scheierman*	21	8-16	3-7	2-2	8	2	0	1	0	2	38
00	Jasen Green	0	0-0	0-0	0-0	0	0	0	0	0	0	3
05	Francisco Farabello	0	0-0	0-0	0-0	1	2	1	1	0	0	8
33	Frederick King	2	1-2	0-0	0-0	3	2	0	1	0	0	18
41	Isaac Traudt	3	1-1	1-1	0-0	1	1	1	0	0	0	21
TEAM					2	0						
TOTALS		79	29-55	10-19	11-15	38	13	13	10	2	5	200
		FG	%	3Pt	%	FT	%					
1st Half	16-27	59%	7-12	58%	8-11	73%						
2nd Half	13-28	46%	3-7	43%	3-4	75%						
<b>Game</b>	<b>29-55</b>	<b>52.7%</b>	<b>10-19</b>	<b>52.6%</b>	<b>11-15</b>	<b>73.3%</b>						

**OKLAHOMA STATE (3-4)**

##	Name	Pts	FG	3Pt	FT	TR	PF	A	TO	B	S	MP
01	Bryce Thompson*	7	3-8	1-2	0-0	0	4	0	1	0	0	21
02	Eric Dailey Jr.*	13	4-6	2-3	3-5	11	2	2	0	0	1	33
05	Quion Williams*	4	2-5	0-0	0-0	4	1	1	0	1	0	30
12	Javon Small*	24	8-17	3-4	5-5	5	0	4	3	0	1	35
23	Brandon Garrison*	6	3-8	0-0	0-0	5	4	0	1	2	1	18
04	Jarius Hicklen	3	1-2	1-2	0-0	2	0	0	1	0	0	14
14	Jamyron Keller	2	1-2	0-1	0-0	1	2	1	0	0	0	13
21	Justin McBride	0	0-1	0-1	0-0	0	0	0	0	0	0	1
32	Mike Marsh	6	3-9	0-0	0-1	0	2	0	2	0	0	19
51	John-Michael Wright	0	0-4	0-3	0-0	0	0	1	0	0	0	16
TEAM					2	0						
TOTALS		65	25-62	7-16	8-11	30	15	9	9	2	4	200
		FG	%	3Pt	%	FT	%					
1st Half	12-32	38%	3-9	33%	2-4	50%						
2nd Half	13-30	43%	4-7	57%	6-7	86%						
<b>Game</b>	<b>25-62</b>	<b>40.3%</b>	<b>7-16</b>	<b>43.8%</b>	<b>8-11</b>	<b>72.7%</b>						

Officials: James Breeding, Ron Groover, Pat Driscoll  
 Attendance: 6,309 | OSU led for 4:47. CU led for 32:12. Tied for 3:01  
 Times tied: 2 Lead Changes: 1 | Largest Lead: CU by 18, OSU by 6  
 Start time: 8:02 p.m. CT | Duration: 1:55 | Technical Fouls: None

Points	Paint	Off TO	2nd Ch	F Brk	Bench	Pts/Pos
Creighton	28	10	9	2	5	1.18
OSU	32	13	12	10	11	0.97

**GAME 8**  

**Oklahoma State 68**  
**Southern Illinois 70**  
 Dec. 5, 2023 | TV: CBSSN  
 Carbondale, Ill. (SIU Arena)

	1st	2nd	Score
Oklahoma State	34	34	- 68
Southern Illinois	34	36	- 70

- OSU missed two potential game-winning shots in the final six seconds of a road loss at SIU.
- **Xavier Johnson** tallied a game-high 32 points for SIU, which hosted to a major conference foe on its home floor for the first time in 15 years.
- **Javon Small** scored 25 points and **Quion Williams** and **Brandon Garrison** grabbed 10 rebounds apiece for the Cowboys who trailed by 10 near the 11:00-mark of the second half before rallying behind the three-point shooting of **Jarius Hicklen** (12 pts, 4/8 3pt).
- **Clarence Rupert's** three-point play gave SIU the lead, 69-66, with 28 seconds left, but a Saluki technical foul for taunting with 17 seconds gave OSU two free throws and the ball. Small sank them both but his driving layup in the closing seconds missed the mark, as did Williams' follow.
- OSU finished +19 on the glass (43-24) and grabbed offensive rebounds on more than half of its own misses (20 of 38) but managed just 15 second-chance points.
- Helped by a 7-of-15 three-point effort, SIU shot 47% to OSU's 39.4% and outscored the visitors 17-9 at the foul line.

**OKLAHOMA STATE (3-5)**

##	Name	Pts	FG	3Pt	FT	TR	PF	A	TO	B	S	MP
01	Bryce Thompson*	6	3-13	0-5	0-0	1	1	0	0	0	1	31
02	Eric Dailey Jr.*	5	2-7	0-2	1-2	4	3	2	1	1	0	23
05	Quion Williams*	10	5-9	0-1	0-0	10	2	1	1	0	1	29
12	Javon Small*	25	7-15	3-6	8-8	2	2	4	2	1	1	35
23	Brandon Garrison*	4	2-5	0-0	0-1	10	2	0	3	2	1	22
04	Jarius Hicklen	12	4-9	4-8	0-0	1	2	0	0	0	0	22
13	Connor Dow	0	0-0	0-0	0-0	1	0	0	0	0	0	6
14	Jamyron Keller	4	2-5	0-1	0-0	4	2	2	1	0	0	13
32	Mike Marsh	2	1-3	0-0	0-0	4	2	3	2	1	0	17
51	John-Michael Wright	0	0-0	0-0	0-0	0	2	0	0	0	0	2
TEAM					6	0						
TOTALS		68	26-66	7-23	9-11	43	18	12	12	5	4	200
		FG	%	3Pt	%	FT	%					
1st Half	14-30	47%	3-10	30%	3-5	60%						
2nd Half	12-36	33%	4-13	31%	6-6	100%						
<b>Game</b>	<b>26-66</b>	<b>39.4%</b>	<b>7-23</b>	<b>30.4%</b>	<b>9-11</b>	<b>81.8%</b>						

**SOUTHERN ILLINOIS (6-2)**

##	Name	Pts	FG	3Pt	FT	TR	PF	A	TO	B	S	MP
00	Troy D'Amico*	2										

# Box Scores / Recaps

**GAME 9**



**Tulsa** 57  
**Oklahoma State** 72

Dec. 10, 2023 | TV: ESPN2  
Oklahoma City, Okla. (Paycom Center)

	1st	2nd	Score
Tulsa	26	31	- 57
Oklahoma State	35	37	- 72

- **Javon Small** scored 18 points and OSU rode a fast start to a neutral court win over Tulsa in the Battleground 2K23.
- The Cowboys won despite totaling more turnovers (28) than baskets (23). They committed just one in the first 9:00 while building leads of 17-3 and 21-5 but had 13 in the final 11:00 and 14 more after halftime.
- **PJ Haggerty** and **Tyshawn Archie** scored 13 points each and combined for nine of Tulsa's 19 steals – the most ever by an OSU opponent.
- The Cowboys atoned with a dominant defensive effort of their own, forcing 20 Tulsa turnovers while finishing +18 on the boards (41-23). They held the Golden Hurricane to 37% from the field, (3-of-20 from deep) and just four assists.
- OSU shot 48.9% and 8-of-20 from three.
- **Quion Williams** added a career-high 12 points on 5-of-6 shooting along with seven rebounds, four assists and three steals. He converted a three-point play with 5:32 left in the opening half to give OSU its largest lead (30-11).

**TULSA (5-3)**

##	Name	Pts	FG	3pt	FT	TR	PF	A	TO	B	S	MP
04	PJ Haggerty*	13	4-13	0-4	5-6	4	2	0	5	0	4	35
11	Isaiah Barnes*	2	0-1	0-1	2-4	1	1	0	2	0	2	19
12	Carious Williams*	11	5-6	1-1	0-4	1	1	0	0	1	1	28
15	Jared Garcia*	0	0-4	0-2	0-0	3	1	0	1	1	0	20
24	Cobe Williams*	12	3-10	1-4	5-8	2	5	1	5	0	3	24
00	Jesiah McWright	2	1-5	0-1	0-0	2	1	0	2	0	3	16
01	Matthew Reed	0	0-2	0-1	0-0	6	1	1	1	0	0	20
05	Jarred Hall	4	1-2	0-1	2-2	1	3	0	2	0	1	9
08	Tyshawn Archie	13	6-11	1-5	0-0	1	3	2	2	1	5	27
34	Mohamed Keita	0	0-0	0-0	0-0	1	1	0	0	0	0	3
TEAM						1	0	0				
TOTALS		57	20-54	3-20	14-20	23	18	4	20	3	19	

	FG	%	3Pt	%	FT	%
1st Half	9-26	35%	2-10	20%	6-8	75%
2nd Half	11-28	39%	1-10	10%	8-12	67%
<b>Game</b>	<b>20-54</b>	<b>37.0%</b>	<b>3-20</b>	<b>15.0%</b>	<b>14-20</b>	<b>70.0%</b>

**OKLAHOMA STATE (4-5)**


##	Name	Pts	FG	3pt	FT	TR	PF	A	TO	B	S	MP
01	Bryce Thompson*	7	3-8	1-5	0-0	2	2	2	6	0	1	24
02	Eric Dailey Jr.*	5	1-5	0-2	3-7	6	1	3	2	0	1	21
05	Quion Williams*	12	5-6	1-1	1-1	7	3	4	5	0	3	34
12	Javon Small*	18	3-8	2-5	10-13	6	1	2	5	0	1	31
23	Brandon Garrison*	6	3-4	0-0	0-0	7	4	1	4	0	1	18
04	Jarius Hicklen	4	1-1	1-2	0-0	2	0	0	0	0	0	14
13	Connor Dow	0	0-0	0-0	0-0	1	0	0	0	0	0	10
14	Jamyrion Keller	8	2-3	1-2	3-3	1	0	1	2	0	0	13
24	Isaiah Miranda	2	1-3	0-0	0-0	2	2	0	1	0	1	4
32	Mike Marsh	4	2-5	0-0	0-0	4	2	0	2	1	0	20
51	John-Michael Wright	6	2-4	2-4	0-0	0	1	2	0	0	1	11
TEAM						5	0	1				
TOTALS		72	23-47	8-20	18-26	41	18	15	28	1	9	

	FG	%	3Pt	%	FT	%
1st Half	15-22	59%	3-7	43%	6-10	60%
2nd Half	10-25	40%	5-13	38%	12-16	75%
<b>Game</b>	<b>23-47</b>	<b>48.9%</b>	<b>8-20</b>	<b>40.0%</b>	<b>18-26</b>	<b>69.2%</b>

Officials: Keith Kimble, Rick Crawford, Owen Short  
 Start time: 5:30 p.m. CT | Duration: 2:11 Attendance: | OSU led for 38:56.  
 Tied for 1:04 | Times tied: 0 Lead Changes: 0 | Largest Lead: OSU by 19  
 Technical Fouls: Miranda, OSU (Class A) 9:59 1st; Hall, TLS (Class A) 9:59 1st, Garrison, OSU (Class A) 7:53 2nd, Miranda (Class B), 7:43 2nd

Points	Paint	Off TO	2nd Ch	F Brk	Bench	Pts/Pos
Tulsa	34	19	2	18	19	0.74
OSU	30	17	10	10	24	0.94

**GAME 10**



**Oral Roberts** 60  
**Oklahoma State** 81

Dec. 17, 2023 | TV: ESPN+  
Stillwater, Okla. (GIA)

	1st	2nd	Score
Oral Roberts	27	33	- 60
Oklahoma State	48	33	- 81

- OSU put away Oral Roberts early behind a dominant first half performance.
- **Quion Williams** and **Bryce Thompson** scored 13 apiece and freshman **Eric Dailey Jr.** added a double-double for the Cowboys, who shot 50%.
- **Javon Small** (8) and **Brandon Garrison** (6) combined for 14 of OSU's 24 assists on 31 baskets.
- Four of Small's assists came during a 17-2 run over the final 6:00 of the first half.
- The Cowboys led 48-27 at the intermission and by as many as 30 down the stretch.
- Eight different OSU players made at least one three-pointer in a 14-of-30 (.467) performance. Thompson was 4-of-9.
- **Issac McBride** finished with 14 points for ORU, which shot 39.3% from the field and committed a season-high 13 turnovers. The Golden Eagles had entered the day with the fourth-fewest turnovers nationally (8.7) and the 10th-most threes (10.8).

**ORAL ROBERTS (4-6)**

##	Name	Pts	FG	3pt	FT	TR	PF	A	TO	B	S	MP
02	Kareem Thompson*	8	2-9	2-4	2-2	7	1	2	5	0	2	36
10	Issac McBride*	14	6-16	2-4	0-0	4	1	1	2	0	0	32
14	Deshaj Weaver*	5	2-6	1-4	0-0	2	2	0	1	0	0	36
22	Josh Jones*	4	2-4	0-0	0-2	2	2	0	1	1	1	12
35	Jailen Bedford*	13	6-9	1-3	0-0	5	1	2	1	0	2	30
01	Braeden Moore	0	0-0	0-0	0-0	0	0	0	0	0	0	4
05	Cam Amboree	4	2-2	0-0	0-0	0	0	1	0	1	0	4
11	Pablo Navarro	5	1-1	0-0	3-3	1	0	0	0	0	0	4
20	Trey Phipps	2	0-2	0-0	2-2	1	1	1	0	0	0	13
23	Sir Issac Herron	3	1-6	0-0	1-3	1	1	1	1	0	0	18
32	Ashton Smith	2	0-1	0-0	2-2	2	0	0	1	0	1	10
TEAM						2	0	0				
TOTALS		60	22-56	6-15	10-14	29	10	6	13	1	8	

	FG	%	3Pt	%	FT	%
1st Half	11-28	39%	5-9	56%	0-3	00%
2nd Half	11-28	39%	1-6	17%	10-11	91%
<b>Game</b>	<b>22-56</b>	<b>39.3%</b>	<b>6-15</b>	<b>40.0%</b>	<b>10-14</b>	<b>71.4%</b>

**OKLAHOMA STATE (5-5)**

##	Name	Pts	FG	3pt	FT	TR	PF	A	TO	B	S	MP
01	Bryce Thompson*	13	4-11	4-9	1-2	2	1	4	1	0	1	24
02	Eric Dailey Jr.*	12	5-11	2-4	0-0	11	1	2	2	0	1	30
05	Quion Williams*	13	6-8	1-2	0-0	3	1	1	2	0	0	28
12	Javon Small*	7	2-5	2-4	1-2	4	1	8	1	0	1	25
23	Brandon Garrison*	8	4-6	0-0	0-0	9	0	6	2	0	0	19
04	Jarius Hicklen	6	2-7	2-6	0-0	1	0	1	0	0	1	16
13	Connor Dow	0	0-0	0-0	0-0	1	2	0	0	0	0	6
14	Jamyrion Keller	7	3-4	1-2	0-0	0	0	1	0	0	0	14
15	Carson Sager	0	0-2	0-1	0-0	0	0	0	0	0	0	2
21	Justin McBride	0	0-0	0-0	0-0	0	1	0	1	0	1	3
24	Isaiah Miranda	6	2-3	1-1	1-2	5	2	0	0	0	0	10
32	Mike Marsh	6	2-3	0-0	2-2	0	3	1	2	0	0	10
35	Weston Church	0	0-1	0-0	0-0	1	0	0	0	0	0	2
51	John-Michael Wright	3	1-1	1-1	0-0	0	1	0	0	0	1	10
TEAM						1	0	0				
TOTALS		81	31-62	14-30	5-8	38	13	24	11	0	6	

	FG	%	3Pt	%	FT	%
1st Half	18-33	55%	8-15	53%	4-6	67%
2nd Half	13-29	45%	6-15	40%	1-2	50%
<b>Game</b>	<b>31-62</b>	<b>50.0%</b>	<b>14-30</b>	<b>46.7%</b>	<b>5-8</b>	<b>62.5%</b>

Officials: Doug Sirmons, Bert Smith, Chase Shaw  
 Attendance: 6,170 | OSU led for 38:35. Tied for 1:25  
 Times tied: 0 Lead Changes: 0 | Largest Lead: OSU by 30  
 Start time: 4:01 p.m. CT Duration: 1:46 Technical Fouls: None

Points	Paint	Off TO	2nd Ch	F Brk	Bench	Pts/Pos
Oral Roberts	24	16	6	10	16	0.88
OSU	34	19	8	15	28	1.19

**GAME 11**



**Wofford** 70  
**Oklahoma State** 76

Dec. 20, 2023 | TV: ESPN+  
Stillwater, Okla. (GIA)


	1st	2nd	Score
Wofford	35	35	- 70
Oklahoma State	37	39	- 76

- OSU hit 15 threes in a win over Wofford.
- **Bryce Thompson** made 5-of-7 from deep on his way to a team-high 19 points and **Javon Small** made 4-of-7 for 14 points.
- Small also finished with five assists -- three of them during a 7-0 OSU run that pushed a 67-64 lead out to double digits with 1:00 to play.
- **Quion Williams** packaged seven rebounds, four steals and seven assists.
- **Corey Tripp** scored 16 of his 24 after halftime for Wofford, which trailed by 13 early before rallying to take the lead early in the second half.
- With Wofford's defense clogging the interior, OSU took more than half of its shots from the perimeter but knocked down 15-of-33 (.455).
- The Terriers outshot their hosts 49.2% to 45.9% and outscored them 46-14 in the paint but made just 6-of-21 threes.
- Neither side missed a free throw (a first in the 80+ years that OSU has kept box scores). OSU went 5-for-5 and Wofford 4-for-4.

**WOFFORD (6-6)**

##	Name	Pts	FG	3pt	FT	TR	PF	A	TO	B	S	MP
00	Jackson Stivills*	5	2-3	1-2	0-0	6	0	0	1	0	2	26
02	Dillon Bailey*	2	1-9	0-4	0-0	4	2	4	3	0	1	25
05	Chase Martin*	5	2-4	1-3	0-0	4	2	1	2	0	1	25
10	Corey Tripp*	24	11-21	0-6	2-2	3	2	3	2	0	3	30
14	Kyler Filewich*	16	7-13	0-0	2-2	11	1	3	1	2	0	30
01	Chase Cormier	9	3-3	3-3	0-0	1	0	0	1	0	0	18
11	Quentin Meza	5	2-2	1-1	0-0	1	1	2	1	0	1	19
24	Belal El Shakery	2	1-3	0-0	0-0	1	1	0	1	0	1	10
30	Anthony Arrington	0	0-1	0-1	0-0	1	1	0	0	0	0	5
32	Jeremy Lorenz	2	1-2	0-1	0-0	1	0	0	1	0	0	12
TEAM						3	0	0				
TOTALS		70	30-61	6-21	4-4	35	11	12	14	4	6	200

# Box Scores / Recaps

**GAME 12**  

**South Carolina St** 70  
**Oklahoma State** 86  
 Dec. 31, 2023 | TV: ESPN+  
 Stillwater, Okla. (GIA)

	1st	2nd	Score
South Carolina State	34	36	- 70
Oklahoma State	38	48	- 86

- **Bryce Thompson** scored 17 points and **Brandon Garrison** and **Quion Williams** posted double-doubles to help OSU shake loose from South Carolina State in a New Year's Eve matinee.
- Knotted at 38 near the 19:00-mark of the second half, OSU mounted a 19-2 run to pull away.
- The Cowboys turned the ball over 23 times against SCSU's pressure defense but also exploited it for easy looks, shooting 53.6% from the field with help from seven dunks. They also knocked down 13-of-27 (.481) threes, led by Thompson's 4-of-9 effort.
- Williams finished with a career-high 16 points on 6-of-8 shooting and gathered 10 rebounds.
- Garrison set his own personal best with 11 points to go with 10 boards and three blocks.
- **Eric Dailey Jr.** scored all 11 of his points after halftime, including back-to-back dunks to cap OSU's run. The latter made it a 57-41 lead with 13:11 to play. He added another at the 4:37-mark to give the Cowboys their largest lead at 22.

**SOUTH CAROLINA STATE (4-12)**

##	Name	Pts	FG	3pt	FT	TR	PF	A	TO	B	S	MP
02	Jordan Simpson*	16	6-13	1-2	3-3	2	1	0	2	0	4	23
03	Michael Teal*	6	2-8	0-2	2-2	3	0	2	1	0	3	23
05	Raquan Brown*	6	2-5	1-3	1-1	3	1	0	0	0	2	20
13	Drayton Jones*	12	3-10	0-0	6-7	7	4	1	2	2	2	27
42	Dallas James*	2	1-1	0-0	0-0	3	3	0	1	1	0	7
00	Omar Croskey	8	3-12	2-7	0-0	3	2	0	1	0	4	23
04	Galeb McCarty	1	0-1	0-0	1-2	2	3	2	2	0	0	27
11	Wilson Dubinsky	8	3-5	2-4	0-1	1	0	0	0	0	0	17
12	Mitchell Taylor	9	4-12	0-1	1-2	5	2	4	1	0	3	17
14	John Seay-Oliver	2	1-1	0-0	0-0	0	0	2	0	0	0	1
24	Shaman Alston	0	0-3	0-0	0-0	2	0	0	1	0	0	15
TEAM						3	0					
TOTALS		70	25-71	6-19	14-18	34	16	9	13	3	18	

	FG	%	3Pt	%	FT	%
1st Half	14-33	42%	4-8	50%	2-2	100%
2nd Half	11-38	29%	2-11	18%	12-16	75%
Game	25-71	35.2%	6-19	31.6%	14-18	77.8%


**OKLAHOMA STATE (7-5)**

##	Name	Pts	FG	3pt	FT	TR	PF	A	TO	B	S	MP
01	Bryce Thompson*	17	5-11	4-9	3-5	4	1	3	1	1	2	33
02	Eric Dailey Jr.*	11	5-8	1-2	0-0	4	1	1	3	0	0	22
05	Quion Williams*	16	6-8	1-2	3-3	10	2	1	3	0	3	32
12	Javon Small*	12	3-6	2-4	4-4	6	1	5	4	1	0	33
23	Brandon Garrison*	11	4-7	0-0	3-6	10	4	4	1	3	1	24
04	Jarius Hicklen	9	3-6	3-6	0-0	2	0	1	2	0	0	17
13	Connor Dow	0	0-0	0-0	0-0	0	0	0	2	0	0	4
14	Jamyron Keller	2	1-4	0-1	0-0	2	1	2	2	0	0	10
15	Carson Sager	0	0-0	0-0	0-0	0	0	0	1	0	0	1
21	Justin McBride	3	1-1	1-1	0-2	1	0	1	0	1	1	4
32	Mike Marsh	2	1-3	0-0	0-0	3	4	1	1	0	0	11
35	Weston Church	0	0-0	0-0	0-0	0	0	0	0	0	0	1
51	John-Michael Wright	3	1-2	1-2	0-0	0	1	2	1	0	0	8
TEAM						3	0					
TOTALS		86	30-56	13-27	13-20	45	15	21	23	6	8	

	FG	%	3Pt	%	FT	%
1st Half	12-27	44%	7-15	47%	7-9	78%
2nd Half	18-29	62%	6-12	50%	6-11	55%
Game	30-56	53.6%	13-27	48.1%	13-20	65.0%

Officials: Gerry Pollard, Rick Crawford, Bert Smith  
 Start time: 2 p.m. CT | Duration: 2:03 | Attendance: 7,210 |  
 OSU led for 34:01. SCSU led for 3:48 | Times tied: 5 Lead Changes: 10 |  
 Largest Lead: OSU by 22, SCSU by 2 | Technical Fouls: None

Points	Paint	Off TO	2nd Ch	F Brk	Bench	Pts/Pos
S. Carolina St.	32	20	25	11	28	0.92
OSU	34	13	18	17	19	1.13

**GAME 13**  

**Chicago State** 53  
**Oklahoma State** 72  
 Jan. 3, 2024 | TV: ESPN+  
 Stillwater, Okla. (GIA)

	1st	2nd	Score
Chicago State	25	28	- 53
Oklahoma State	43	29	- 72

- **Bryce Thompson** scored 13 points and **Eric Dailey Jr.** and **Javon Small** added 12 apiece to lead OSU to its fifth straight victory.
- The Cowboy defense set the tone, holding the Chicago State to 29.0% from the field.
- CSU's **Wesley Cardet**, the NCAA leader in points coming in, managed just five on 2-of-11 shooting.
- The Cowboys shot 48.1% and held a 43-31 advantage on the boards.
- Dailey grabbed nine rebounds and **Brandon Garrison** added four blocks to his growing total.
- The Cowboys forced 13 straight Cougar misses during an early 15-0 run that pushed their lead to 24-6 with just over 12:00 remaining in the first half.
- **Quion Williams** delivered a pair of highlight reel dunks during that stretch, including a one-hand alley-oop from Dailey.
- OSU scored the first seven points of the second half to build its largest lead of the night (50-25) with 17:00 to play.

**CHICAGO STATE (7-14)**

##	Name	Pts	FG	3pt	FT	TR	PF	A	TO	B	S	MP
01	Wesley Cardet*	5	2-11	1-2	0-0	2	1	3	3	0	0	29
12	Brent Davis*	0	0-4	0-1	0-0	1	3	0	0	0	1	17
15	Noble Crawford*	8	4-9	0-3	0-0	5	1	0	0	0	2	26
22	Cameron Jernigan*	2	0-4	0-0	2-2	3	1	0	0	0	0	13
24	Jahsean Corbett*	20	7-15	2-4	4-4	7	1	0	4	0	3	35
00	Greg Spate	4	1-3	1-2	1-2	2	0	1	0	0	0	9
02	Deshawn Jean-Charles	4	1-2	1-1	1-2	1	2	0	1	0	0	14
10	A.J. Neal	6	1-6	0-2	4-4	2	2	0	0	1	0	19
13	Tristan Arneaud	2	1-4	0-2	0-0	2	0	1	1	0	1	20
14	Alex Raiford	0	0-0	0-0	0-0	0	0	0	0	0	0	3
23	Teshaundre Cole	2	1-4	0-0	0-2	3	2	0	0	0	0	15
TEAM						3	0					
TOTALS		53	18-62	5-17	12-16	31	13	5	9	1	7	

	FG	%	3Pt	%	FT	%
1st Half	9-34	26%	4-10	40%	3-3	100%
2nd Half	9-28	32%	1-7	14%	9-13	69%
Game	18-62	29.0%	5-17	29.4%	12-16	75.0%

**OKLAHOMA STATE (8-5)**

##	Name	Pts	FG	3pt	FT	TR	PF	A	TO	B	S	MP
01	Bryce Thompson*	13	4-11	2-7	3-3	2	1	0	2	0	0	33
02	Eric Dailey Jr.*	12	4-8	1-3	3-4	9	3	3	1	1	2	29
05	Quion Williams*	7	3-5	1-2	0-0	5	1	2	5	1	1	29
12	Javon Small*	12	4-10	2-6	2-2	7	1	3	1	0	1	30
23	Brandon Garrison*	6	2-2	0-0	2-2	5	3	1	2	4	1	19
04	Jarius Hicklen	3	1-3	1-2	0-0	0	2	0	0	0	0	11
13	Connor Dow	0	0-1	0-1	0-0	1	0	0	0	0	0	5
14	Jamyron Keller	2	1-3	0-1	0-0	3	0	1	1	0	0	11
15	Carson Sager	0	0-1	0-0	0-2	1	1	0	0	0	0	1
21	Justin McBride	6	3-3	0-0	0-0	2	0	0	0	0	0	5
32	Mike Marsh	4	2-3	0-0	0-0	1	0	0	1	0	0	12
35	Weston Church	2	1-2	0-1	0-0	0	0	0	0	0	0	1
51	John-Michael Wright	5	1-2	1-2	2-2	2	0	2	0	0	0	14
TEAM						5	0					
TOTALS		72	26-54	8-25	12-15	43	12	12	15	6	5	

	FG	%	3Pt	%	FT	%
1st Half	15-26	58%	6-12	50%	7-7	100%
2nd Half	11-28	39%	2-13	15%	5-8	63%
Game	26-54	48.1%	8-25	32.0%	12-15	80.0%

Officials: Marques Pettigrew, Brooks Wells, Owen Shortt  
 Attendance: 5,142 | OSU led for 38:27. CSU led for 0:41  
 Times tied: 1 Lead Changes: 1 | Largest Lead: OSU by 25, CSU by 2  
 Start time: 6:01 p.m. CT | Duration: 1:56 | Technical Fouls: OSU, Garrison

Points	Paint	Off TO	2nd Ch	F Brk	Bench	Pts/Pos
Chicago St.	24	15	6	4	18	0.80
OSU	32	8	10	19	22	1.09



## 2023-24 Cowboy Basketball Photo Roster

**NAZ BROWN**  
6-0 • So • G • Fort Worth, Texas



**BRYCE THOMPSON**  
6-6 • Sr • G • Tulsa, Okla.



**ERIC DAILEY JR.**  
6-8 • Fr • F • Palmetto, Fla.



**JARIUS HICKLEN**  
6-4 • Gr • G • Dallas, Texas



**QUION WILLIAMS**  
6-5 • So • G • Jonesboro, Ark.



**JAVON SMALL**  
6-3 • Jr • G • South Bend, Ind.



**CONNOR DOW**  
6-6 • Fr • G • Broken Arrow, Okla.



**JAMYRON KELLER**  
6-3 • Fr • G • St. Matthews, S.C.




**CARSON SAGER**  
6-4 • Sr • G • Wichita Falls, Texas



**JUSTIN MCBRIDE**  
6-8 • Fr • F • Plano, Texas



**BROOKS MANZER**  
6-3 • Jr • G • Edmond, Okla.




**BRANDON GARRISON**  
6-11 • Fr • C • Oklahoma City



**ISAIAH MIRANDA**  
7-1 • R-Fr • F/C • Pawtucket, R.I.



**MIKE MARSH**  
6-10 • R-Sr • C • Columbia, S.C.



**WESTON CHURCH**  
6-3 • Sr • G • Fairview, Okla.



**JOHN-MICHAEL WRIGHT**  
6-1 • Gr • G • Fayetteville, N.C.





## 2023-24 Oklahoma St. Men's Basketball Combined Team Statistics All games

### Game Records

Record	Overall	Home	Away	Neutral
ALL GAMES	8-5	7-2	0-1	1-2
CONFERENCE	0-0	0-0	0-0	0-0
NON-CONFERENCE	8-5	7-2	0-1	1-2

### Score by Periods

Team	1st	2nd	OT	TOT
Oklahoma St.	476	495	9	980
Opponents	431	416	11	858

### Team Box Score

No.	Player	Total			3-Point			F-Throw		Rebounds				Other Stats								
		GP-GS	MIN	AVG	FG-FGA	FG%	3FG-3FGA	3FG%	FT-FTA	FT%	OFF	DEF	TOT	AVG	PF	DQ	A	TO	BLK	STL	PTS	AVG
12	SMALL, Javon	12-12	371:56	31.0	55-123	.447	28-64	.438	44-50	.880	4	57	61	5.1	19	0	59	29	3	11	182	15.2
1	THOMPSON, Bryce	10-9	263:27	26.3	44-106	.415	23-56	.411	14-23	.609	6	14	20	2.0	16	0	18	16	1	9	125	12.5
2	DAILEY JR., Eric	13-12	332:27	25.6	46-99	.465	11-35	.314	26-45	.578	21	60	81	6.2	20	0	32	18	2	14	129	9.9
5	WILLIAMS, Quion	13-13	395:60	30.5	44-79	.557	8-18	.444	9-15	.600	23	58	81	6.2	22	0	34	33	3	18	105	8.1
32	MARSH, Mike	12-3	205:53	17.2	36-62	.581	0-0	.000	10-16	.625	19	30	49	4.1	25	0	15	17	5	2	82	6.8
14	KELLER, Jamyron	9-0	128:60	14.3	22-38	.579	7-17	.412	6-8	.750	6	11	17	1.9	10	0	13	13	0	1	57	6.3
51	WRIGHT, John-Michael	13-5	225:41	17.4	25-74	.338	14-52	.269	15-16	.938	5	9	14	1.1	19	0	16	6	0	11	79	6.1
23	GARRISON, Brandon	13-10	240:36	18.5	31-57	.544	0-0	.000	11-21	.524	20	55	75	5.8	37	1	19	18	24	8	73	5.6
4	HICKLEN, Jarius	13-1	226:02	17.4	24-64	.375	24-58	.414	1-4	.250	3	13	16	1.2	13	0	8	6	1	2	73	5.6
21	MCBRIDE, Justin	11-0	90:10	8.2	17-29	.586	4-11	.364	0-3	.000	6	11	17	1.5	12	0	1	5	3	2	38	3.5
24	MIRANDA, Isaiah	3-0	16:21	5.5	3-7	.429	1-2	.500	1-2	.500	2	5	7	2.3	5	0	0	3	0	1	8	2.7
13	DOW, Connor	12-0	115:03	9.6	8-26	.308	8-25	.320	3-4	.750	0	16	16	1.3	7	0	2	5	1	5	27	2.3
35	CHURCH, Weston	4-0	05:46	1.4	1-3	.333	0-1	.000	0-2	.000	1	0	1	0.3	0	0	0	2	0	1	2	0.5
15	SAGER, Carson	5-0	06:38	1.3	0-4	.000	0-2	.000	0-2	.000	1	0	1	0.2	2	0	0	1	0	0	0	0.0
Team											21	20	41					8				
<b>Total</b>		<b>13</b>	<b>2625</b>		<b>356-771</b>	<b>.462</b>	<b>128-341</b>	<b>.375</b>	<b>140-211</b>	<b>.664</b>	<b>138</b>	<b>359</b>	<b>497</b>	<b>38.2</b>	<b>207</b>	<b>1</b>	<b>217</b>	<b>180</b>	<b>43</b>	<b>85</b>	<b>980</b>	<b>75.4</b>
<b>Opponents</b>		<b>13</b>	<b>2625</b>		<b>308-753</b>	<b>.409</b>	<b>79-241</b>	<b>.328</b>	<b>163-222</b>	<b>.734</b>	<b>116</b>	<b>303</b>	<b>419</b>	<b>32.2</b>	<b>198</b>	<b>4</b>	<b>122</b>	<b>167</b>	<b>32</b>	<b>108</b>	<b>858</b>	<b>66.0</b>

### Team Statistics

	OSU	OPP
<b>Scoring</b>	<b>980</b>	<b>858</b>
Points per game	75.4	66.0
Scoring margin	+9.4	-
<b>Field goals-att</b>	<b>356-771</b>	<b>308-753</b>
Field goal pct	.462	.409
<b>3 point fg-att</b>	<b>128-341</b>	<b>79-241</b>
3-point FG pct	.375	.328
3-pt FG made per game	9.8	6.1
<b>Free throws-att</b>	<b>140-211</b>	<b>163-222</b>
Free throw pct	.664	.734
F-Throws made per game	10.8	12.5
<b>Rebounds</b>	<b>497</b>	<b>419</b>
Rebounds per game	38.2	32.2
Rebounding margin	+6.0	-
<b>Assists</b>	<b>217</b>	<b>122</b>
Assists per game	16.7	9.4
<b>Turnovers</b>	<b>180</b>	<b>167</b>
Turnovers per game	13.8	12.8
Turnover margin	-1.0	-
Assist/turnover ratio	1.2	0.7
<b>Steals</b>	<b>85</b>	<b>108</b>
Steals per game	6.5	8.3
<b>Blocks</b>	<b>43</b>	<b>32</b>
Blocks per game	3.3	2.5
<b>Winning streak</b>	<b>5</b>	<b>-</b>
Home win streak	4	-
<b>Attendance</b>	<b>53455</b>	<b>5610</b>
Home games-Avg/Game	9-5939	1-5610
Neutral site-Avg/Game	-	3-3458

### Team Results

Date	Opponent	Score	Att.
11/06/2023	Abilene Christian	L 59-64	5084
11/12/2023	Sam Houston	W 85-70	5843
11/16/2023	vs St. Bonaventure	L 64-66	5524
11/17/2023	vs Notre Dame	Lot 64-66	4849
11/20/2023	New Orleans	W 96-68	5907
11/24/2023	Houston Christian	W 92-65	6153
11/30/2023	Creighton	L 65-79	6309
12/05/2023	at Southern Ill.	L 68-70	5610
12/10/2023	vs Tulsa	W 72-57	0
12/17/2023	Oral Roberts	W 81-60	6170
12/20/2023	Wofford	W 76-70	5637
12/31/2023	South Carolina St.	W 86-70	7210
01/03/2024	Chicago St.	W 72-53	5142