



HORNED FROGS™

Media Contact: Mark Cohen - TCU Associate AD/Communications

Office: (817) 257-5394 • Cell: (817) 343-2017 • Email: m.cohen@tcu.edu • Twitter: @TCUCohen • GoFrogs.com

GAME 11

DETAILS

Date: Saturday, Nov. 18, 2023
Time: 2:30 p.m.
Location: Fort Worth, Texas
Venue: Amon G. Carter Stadium (46,000)
Series Record: TCU leads 58-53-7
Last Meeting: TCU 29, Baylor 28 (2022)
TV: ESPN+
Talent: Shawn Kenney, Barrett Brooks
Radio: WBAP 820 AM, SiriusXM 132 or 200
Talent: Brian Estridge, Landry Burdine, Elvis Gallegos
Spanish Radio: KFLC AM 1270
Talent: Miguel Cruz, Rolando de Luna



TCU HORNED FROGS
2023 Record: 4-6 (Big 12: 2-5)
Rankings: NR

Head Coach: Sonny Dykes (Texas Tech '93)
TCU Record: 17-8 (2nd season)
Career Record: 88-71 (13th season)
Statistical Leaders:
Rushing: Emani Bailey (1,006 yds., 5.4 ypc, 5 TD)
Passing: Josh Hoover (61.1 pct., 129-of-211, 9 TD, 8 Int., 1,450 yards, 181.3 ypg)
Receiving: Savion Williams (36 rec., 474 yds., 4 TD)
Defensive: Nami Obiazor (76 tackles, 5.0 TFL, 4.0 sacks)
Jamoi Hodge (62 tackles, 5.0 TFL, 2.5 sacks)



BAYLOR BEARS
2023 Record: 3-7 (Big 12: 2-5)
Rankings: NR

Head Coach: Dave Aranda (Cal Lutheran '99)
Baylor Record: 23-23 (4th Season)
Career Record: 23-23 (4th Season)
Statistical Leaders:
Rushing: Dominic Richardson (428 yds., 4.4 ypc, 0 TD)
Passing: Blake Shapen (61.2 pct., 164-of-268, 12 TD, 3 Int., 1,991 yards, 284.4 ypg)
Receiving: Monaray Baldwin (35 rec., 592 yds., 4 TD)
Defensive: Matt Jones (65 tackles, 10.0 TFL, 3.0 sacks)
Devyn Bobby (63 tackles, 1.0 TFL, 1 Int.)

2023 TCU SCHEDULE

Day	Opponent	Time/Result
Sept. 2	Colorado	L, 42-45
Sept. 9	Nicholls	W, 41-6
Sept. 16	at Houston*	W, 36-13
Sept. 23	SMU	W, 34-17
Sept. 30	West Virginia*	L, 21-24
Oct. 7	at Iowa State*	L, 14-27
Oct. 14	BYU*	W, 44-11
Oct. 21	at Kansas State*	L, 3-41
Nov. 2	at Texas Tech*	L, 28-35
Nov. 11	Texas*	L, 26-29
Nov. 18	Baylor*	2:30 p.m.
Nov. 24	at Oklahoma*	11 a.m.

*Big 12 Conference game
All times Central

2023 BAYLOR SCHEDULE

Day	Opponent	Time/Result
Sept. 2	Texas State	L, 31-42
Sept. 9	No. 12 Utah	L, 13-20
Sept. 16	Long Island	W, 30-7
Sept. 23	No. 3 Texas*	L, 6-38
Sept. 30	at UCF*	W, 36-35
Oct. 7	Texas Tech*	L, 14-39
Oct. 21	at Cincinnati*	W, 32-29
Oct. 28	Iowa State*	L, 18-30
Nov. 4	Houston*	L, 24-25 (OT)
Nov. 11	at No. 25 Kansas State*	L, 25-59
Nov. 18	at TCU*	2:30 p.m.
Nov. 25	West Virginia*	TBA

*Big 12 Conference game
All times Central

ABOUT THE GAME

- ▶ TCU hosts Baylor on Saturday at 2:30 p.m. in the Bluebonnet Battle.
- ▶ Since beginning Big 12 Conference play in 2012, TCU is 8-3 against Baylor with a 3-2 mark in Fort Worth and 5-1 in Waco.
- ▶ TCU ranks second nationally among Power Five programs with its attendance at 104.6 percent of capacity. The Frogs have an average crowd this season of 48,116 in the 46,000-seat Amon G. Carter Stadium.
- ▶ The top-three attendance totals in program history are this year with 53,294 for Colorado, 51,243 at the SMU game and 50,812 versus Texas.
- ▶ Last year's 29-28 win in Waco made TCU's Sonny Dykes 1-0 as a head coach against Baylor.
- ▶ Dykes was the fastest TCU head coach to 17 wins, taking just 22 games, since Dutch Meyer (21 games, 1934-35). Meyer led the Horned Frogs to national championships in 1935 and 1938.
- ▶ TCU has just 26 scholarship players remaining from its 5-7 team in 2021, the year prior to Dykes arriving as head coach.
- ▶ With seven home dates and road contests at Houston and Texas Tech, TCU plays nine of its 12 regular-season games in Texas this season.
- ▶ Last year's Horned Frogs became the first program from the state of Texas to reach the College Football Playoff and first from the Big 12 to play in the CFP National Championship. With its 51-45 semifinal victory over Michigan in the Vrbo Fiesta Bowl, TCU is one of just seven programs nationally to win a CFP game.

BLUEBONNET BATTLE

- ▶ The student government leaders at both TCU and Baylor have established the Bluebonnet Battle as the name of the annual rivalry football game between the schools and the creation of a trophy for the winner.
- ▶ TCU and Baylor are one of just four protected annual games in the new Big 12 scheduling matrix.

SERIES HISTORY

- ▶ TCU has a 58-53-7 series lead over Baylor.
- ▶ With 118 games played, TCU has faced Baylor more than any opponent in its history.
- ▶ The Horned Frogs are 28-29-4 at home against the Bears and 30-24-1 on the road. Both neutral-site meetings saw TCU and Baylor play to a tie.

- ▶ The first game between TCU and Baylor was a scoreless tie in 1899.
- ▶ TCU is 11-4 against Baylor since the Southwest Conference dissolved after the 1995 season, including an 8-3 mark in Big 12 play.

FORMER CROSSTOWN RIVALS

- ▶ After being founded in 1873 in Thorp Spring, Texas, as AddRan Male and Female College, TCU's campus moved to Waco in 1895.
- ▶ The name was changed to AddRan Christian University in 1889 and Texas Christian University in 1902.
- ▶ TCU relocated to downtown Fort Worth in 1910 when the Waco facility burned down. The University then opened three new buildings on its present campus in 1911.

BAZOOKA

- ▶ Last year's 29-28 TCU win at Baylor provided one of college football's most memorable games and moments of the season.
- ▶ With the final seconds ticking away, TCU's field goal unit ran on the field with Griffin Kell kicking a 40-yard field goal as time expired to keep the Horned Frogs undefeated at 11-0.
- ▶ TCU's play call for such a moment is Bazooka.

GIVING BACK

- ▶ Jordy Sandy is again donating \$20 to Fort Worth's Hope Center for Autism for each punt inside the 20-yard line, while place-kicker Griffin Kell is doing the same amount for each made field goal.
- ▶ Sandy is at \$200 in his donations this season with Kell at \$260.
- ▶ Sandy has a 10-year-old cousin with autism back home in Australia. Last season, he totaled \$360 in donations with 18 punts inside the 20. Kell is in his first year with donations.

TCU SUPPORT

- ▶ Since it began Big 12 play in 2012, TCU has had nearly \$500 million in donor-funded athletics facilities upgrades.
- ▶ The most recent project is the \$50 million Athletics Human Performance Center Renovation and Expansion project with construction set to begin in early 2024. Previously, the \$113 million Legends Club & Suites opened in Fall 2020 on the east side of Amon G. Carter Stadium.

2023 TCU HONOR ROLL▶ **Emani Bailey, RB**

*Doak Walker Award Watch List

▶ **Millard Bradford, S**

*Reese's Senior Bowl Watch List

▶ **Abe Camara, S**

*Reese's Senior Bowl Watch List

▶ **Bud Clark, S**

*Reese's Senior Bowl Watch List

▶ **Andrew Coker, OL**

*Reese's Senior Bowl Watch List

▶ **Brandon Coleman, OL**

*East-West Shrine Bowl Invitation

*Senior Bowl Midseason All-American

*Lombardi Award Watch List

*Earl Campbell Tyler Rose Award Watch List

*Reese's Senior Bowl Watch List

▶ **Chase Curtis, WR**

*William V. Campbell Trophy, Nominee

▶ **Markis Deal, DL**

*Shaun Alexander Freshman of the Year Watch List

▶ **Jamoi Hodge, LB**

*Reese's Senior Bowl Watch List

▶ **Johnny Hodges, LB**

*Preseason All-Big 12

*Lott IMPACT Trophy Watch List

*Lone Star Player of the Year Watch List

▶ **Josh Hoover, QB**

*Davey O'Brien Award Midseason Watch List

*Shaun Alexander Award Watch List

*Shaun Alexander Award Freshman of the Week, vs. BYU

*Big 12 Co-Offensive Player of the Week, vs. BYU

*Davey O'Brien Award Great 8, vs. BYU

*Earl Campbell Tyler Rose Award Honorable Mention Player of the Week, vs. BYU

▶ **Griffin Kell, PK**

*Burlsworth Trophy, Nominee

*Preseason All-Big 12

*Lou Groza Award Watch List

*Lone Star Player of the Year Watch List

▶ **John Lanz, OL**

*Rimington Trophy Watch List

▶ **Brent Maticcik, SN**

*Patrick Mannelly Award Watch List

▶ **Chandler Morris, QB**

*Earl Campbell Tyler Rose Award Honorable Mention Player of the Week, vs. SMU

*Maxwell Award Watch List

*Earl Campbell Tyler Rose Award Watch List

*Lone Star Player of the Year Watch List

▶ **Josh Newton, CB**

*East-West Shrine Bowl Invitation

*Senior Bowl Midseason All-American

*Preseason All-American, Associated Press

*Preseason All-American, Athlon Sports

*Preseason All-American, Phil Steele

*Preseason All-Big 12

*Paycom Jim Thorpe Award Watch List

*Bronko Nagurski Trophy Watch List

*Chuck Bednarik Award Watch List

*Lott IMPACT Trophy Watch List

*Reese's Senior Bowl Watch List

*Lone Star Player of the Year Watch List

*Allstate AFCA Good Works Team, Nominee

*Wuerffel Trophy Nominee

▶ **Willis Patrick, OL**

*Reese's Senior Bowl Watch List

▶ **Jaylon Robinson, WR**

*Reese's Senior Bowl Watch List

▶ **Mark Perry, S**

*East-West Shrine Bowl Invitation

*Reese's Senior Bowl Watch List

▶ **Trey Sanders, RB**

*Doak Walker Award Watch List

*Reese's Senior Bowl Watch List

▶ **Jordy Sandy, P**

*Ray Guy Award Watch List

▶ **Jared Wiley, TE**

*East-West Shrine Bowl Invitation

*John Mackey Award Watch List

*Reese's Senior Bowl Watch List

▶ **Damonic Williams, DL**

*Preseason All-Big 12

*Lombardi Award Watch List

*Lone Star Player of the Year Watch List

▶ **Savion Williams, WR**

*Earl Campbell Tyler Rose Award Watch List

*Reese's Senior Bowl Watch List

▶ **Dylan Wright, WR**

*Reese's Senior Bowl Watch List

BY THE NUMBERS**2**National championships won by TCU
(1935 and 1938).**3**Assistant coaches (Paul Gonzales, Malcolm Kelly,
Doug Meacham) retained by Head Coach
Sonny Dykes when he took over at TCU.**6**TCU is one of just six programs nationally to have
played in all current College Football Playoff bowl
games. The others are Alabama, Florida State,
Miami (Fla.), Oklahoma and Tennessee.**17**

Horned Frogs with their degree already in hand.

127

Years TCU has been playing football.

150TCU just concluded a Sesquicentennial
celebration for its 150th academic year.**1873**Year TCU was founded as
AddRan Male and Female College
in Thorp Spring, Texas.**1896**Year TCU played its first football game,
an 8-6 win over Toby's Business College.**\$500,000,000**Near amount in donor-funded
athletics facilities upgrades
since TCU began Big 12 play in 2012.

MEET THE BOSS

▶ Sonny Dykes is in his second season as head coach of the Horned Frogs and third overall at TCU.

▶ Dykes won 10 National Coach of the Year awards last season in addition to being the unanimous Big 12 Coach of the Year.

▶ The 51-45 win over Michigan in the College Football Playoff Semifinal at the Vrbo Fiesta Bowl made Dykes just the eighth head coach nationally to have a CFP victory. He also became the first head football coach in TCU and Big 12 history to start 12-0 in his first season. He's just the fourth head coach nationally since 1996 to accomplish the feat.

▶ Dykes was an offensive analyst on the 2017 TCU team that posted an 11-3 record, played in the Big 12 Championship Game and finished the season with a No. 9 national ranking, its previous top-10 appearance before last season.

▶ Dykes came to TCU from SMU where he spent four seasons (2018-21). He led the Mustangs to three consecutive winning records for the first time since the mid-80s and their first back-to-back victories over TCU since 1992-93.

▶ Dykes also served as head football coach at Cal (2013-16) and Louisiana Tech (2010-12).

▶ He is the son of legendary Texas Tech Head Football Coach Spike Dykes (1986-99).

▶ Sonny Dykes lettered two seasons in baseball at Texas Tech.

DOING HIS JOB

▶ Since 2019, Sonny Dykes ranks second in the state of Texas for winning percentage by an active FBS head coach with at least one season completed:

Name	Record
Jeff Traylor, UTSA	37-13 (.740)
Sonny Dykes, TCU	42-18 (.700)
Steve Sarkisian, Texas	22-13 (.629)

▶ Dykes is tied for 12th nationally since 2022, his arrival at TCU, in wins by a head coach at a Power Five school:

Name	Wins
Kirby Smart, Georgia	25
Jim Harbaugh, Michigan	23
Ryan Day, Ohio State	21
Kalen DeBoer, Washington	21
Mike Norvell, Florida State	20
Nick Saban, Alabama	20
James Franklin, Penn State	19
Dan Lanning, Oregon	19
Josh Heupel, Tennessee	18
Lincoln Riley, USC	18
Jonathan Smith, Oregon State	18
Sonny Dykes, TCU	17
Seven Others	17

THE STEPHENVILLE CONNECTION

▶ The relationship between TCU Associate Head Coach/Offensive Coordinator Kendal Briles and Defensive Coordinator Joe Gillespie dates back 25 years to 1998 and 1999 state championship teams at Stephenville High School, located 78 miles from the TCU campus.

▶ Playing for his father, Art Briles, Kendal Briles was the Yellow Jackets' free safety in 1998 before taking over as the starting quarterback on the 1999 title team. After Art Briles became Texas Tech's running backs coach in 2000, Kendal Briles then played his senior season at Frenship High School in Wolfforth, Texas, just outside Lubbock. Kendal Briles was a two-time Texas 4A Offensive Player of the Year, totaling 9,322 yards of offense and accounting for 98 touchdowns.

▶ While Kendal Briles was playing at Stephenville for his dad, Gillespie was the linebackers coach. Gillespie also played for the elder Briles at Stephenville.

▶ Gillespie calls Kendal Briles one of the top five high school players he's ever been around.

▶ Gillespie later served as Stephenville's head coach (2008-14). He succeeded Chad Morris, father of TCU quarterback Chandler Morris.

TCU PLACES THREE ON FREAKS LIST

▶ TCU wide receiver Savion Williams, offensive lineman Brandon Coleman and linebacker Shad Banks Jr. were selected to Bruce Feldman's College Football Freaks list for the 2023 season.

▶ The Freaks List spotlights those whose unique physical abilities generate buzz inside their programs.

▶ TCU's three selections tie for third-most in the nation. Williams is at No. 56 on the list with Coleman 61st and Banks at No. 77.

Name	40	Broad	Clean	Squat	Vertical
Williams	4.5	10-6			40 inch
Coleman			375	600	35 inch
Banks	4.4				38 inch

▶ Williams can also throw a football the farthest of any Horned Frog on the roster.

▶ "He threw it about 20 yards further — it was like every bit of 80 yards," TCU quarterback Chandler Morris said. "And with no warm-up. That's just straight God-given, dude."

▶ Coleman, who has a bench of 400, regularly runs 18 miles per hour.

▶ Banks consistently runs 21 miles per hour. The 6-foot-1, 250-pound junior is the only linebacker in the nation to also return kickoffs. Banks played in 15 games with two starts last season, placing 11th on the Horned Frogs with 39 tackles. He also averaged a team-best 27.0 yards on kickoff returns. He was a two-time Junior Olympic national triple jump champion.

ATHLETICS HUMAN PERFORMANCE CENTER RENOVATION AND EXPANSION PROJECT

▶ TCU Director of Intercollegiate Athletics Jeremiah Donati announced on Dec. 1, 2022, a \$10 million lead gift from the Jane & John Justin Foundation for a renovation of the existing Bob Lilly Performance Center, construction of a new state-of-the-art Football Performance Center and development of a Restoration and Wellness Center for all TCU student-athletes.

▶ The \$50 million Athletics Human Performance Center Renovation and Expansion project, to be funded through private donations, was unanimously approved for design development by TCU's Board of Trustees. Construction is targeted to begin in early 2024.

▶ All 22 sports in TCU's athletics program will utilize the facility to focus on every aspect of their mental health and well-being, including strength, nutrition, wellness and restoration.

▶ The focus of the renovated Bob Lilly Performance Center renovation will be to update and modernize the 20,000 square foot training facility. It will also provide a studio for the women's triathlon program, a yoga/stretching room, expanded free weight and cardio space, expanded nutrition center and addition of an outdoor warm-up area.

▶ As student-athletes enter the 10,000 square foot Restoration and Wellness Center, they will begin a post-training restorative routine featuring state-of-the-art technologies designed to accelerate recovery and an emphasis on injury prevention. The facility will connect to the Walsh Physical Performance Complex and the football locker room below the Morris Practice Fields.

▶ The new Football Performance Center will include 20,000 square feet of strength and conditioning space, conference rooms and technology centers that connect the Sam Baugh Indoor Practice Facility and the Morris Practice Fields.

▶ Included in the project is also a new entryway for all guests into the program's facilities and the football headquarters.

TCU FOOTBALL NOTABLES

INSIDE THE GAME

	TCU	BU
Points Scored _____	289	229
Points Scored/Game _____	28.9	22.9
Opp. Points Scored _____	248	324
Opp. Points Scored/Game _____	24.8	32.4
First Downs _____	252	201
Opp. First Downs _____	203	194
3rd-Down Conversions Pct. _____	44.3	36.4
4th-Down Conversions Pct. _____	55.6	45.0
Rushing Attempts _____	347	336
Yards Rushing _____	1,578	1,111
Yards Rushing/Game _____	157.8	111.1
Opp. Rushing Attempts _____	386	373
Opp. Yards Rushing _____	1,501	1,869
Opp. Yards Rush/Game _____	150.1	186.9
Passes Attempted _____	412	391
Passes Completed _____	261	225
Completion Pct. _____	63.3	57.5
Yards Passing _____	2,971	2,742
Yards Passing/Game _____	297.1	274.2
Opp. Passes Attempted _____	331	270
Opp. Passes Completed _____	194	171
Opp. Completion Pct. _____	58.6	63.3
Opp. Yards Passing _____	2,445	2,137
Opp. Yards Pass/Game _____	244.5	213.7
Total Offensive Plays _____	759	727
Total Yards _____	4,549	3,853
Total Yards/Game _____	454.9	385.3
Avg. Yards/Play _____	6.0	5.3
Opp. Offensive Plays _____	717	643
Opp. Total Yards _____	3,946	4,006
Opp. Total Yards/Game _____	394.6	400.6
Opp. Avg. Yards/Play _____	5.5	6.2
Avg. Poss. Time/Game _____	27:07	31:35
Opp. Avg. Poss. Time/Game _____	32:53	28:25

WHERE TO FIND THEM

► Field

Sonny Dykes - Head Coach
Kendal Briles - Off. Coordinator/QBs Coach
Joe Gillespie - Def. Coordinator/LBs Coach
Mark Tommerdahl - Special Teams Coordinator
Carlton Buckels - Cornerbacks Coach
Anthony Jones Jr. - Running Backs Coach
Malcolm Kelly - Outside Receivers Coach
JaMarkus McFarland - Defensive Line Coach
Doug Meacham - Inside Receivers Coach
AJ Ricker - Co-OC/Offensive Line Coach

► Press Box

Paul Gonzales - Safeties Coach

CARTER BOYS

► After receiving a Lone Star Regional Sports Emmy nomination in its debut season under co-producers Jon Petrie and Luke Heslep, Carter Boys is in its second year as the weekly all-access show for the TCU football program. It airs each Thursday at 6 p.m. on ESPN+.

► Modeled after HBO's Hard Knocks, Carter Boys contains exclusive behind the scenes footage and premier content with the players, coaches and staff of DFW's Big 12 team.

FROGS IN THE NFL

► TCU has 28 former players active in the NFL:

Name	NFL Team	TCU
Steve Avila, OG	L.A. Rams	2019-22
Ross Blacklock*, DL	Indianapolis	2017-19
L.J. Collier, DE	Arizona	2015-18
Aviante Collins*, OT	Chicago	2012-16
Andy Dalton, QB	Carolina	2007-10
Derius Davis, WR	L.A. Chargers	2018-22
Emari Demercado, RB	Arizona	2018-22
Max Duggan*, QB	L.A. Chargers	2019-22
Obinna Eze*, OL	Pittsburgh	2021
Innis Gaines*, S	Green Bay	2016-19
Dylan Horton, DE	Houston	2020-22
Jerry Hughes, DE	Houston	2006-09
Joey Hunt*, C	Seattle	2012-15
Quentin Johnston, WR	L.A. Chargers	2020-22
Kendre Miller, RB	New Orleans	2020-22
Tre'von Moehrig, S	Las Vegas	2018-20
Lucas Niang, OT	Kansas City	2016-19
Joe Noteboom, OL	L.A. Rams	2014-17
Matt Pryor, OT	San Francisco	2014-17
Jalen Reagor, WR	New England	2017-19
Austin Schlottmann, OG/C	Minnesota	2014-17
Ty Summers, LB	New Orleans	2014-18
Tre Tomlinson, CB	L.A. Rams	2019-22
KaVontae Turpin, WR	Dallas	2015-18
Halapoulivaati Vaitai, OG	Detroit	2012-15
Garret Wallow*, LB	Houston	2017-20
Ar'Darius Washington^, S	Baltimore	2018-20
Dee Winters, LB	San Francisco	2019-22

*Practice Squad

^Reserve/Injured



2023 STANDINGS

Team	Big 12	Overall
Texas	6-1	9-1
Oklahoma State	5-2	7-3
Oklahoma	5-2	8-2
Kansas State	5-2	7-3
Iowa State	5-2	6-4
West Virginia	4-3	6-4
Texas Tech	4-3	5-5
Kansas	4-3	7-3
TCU	2-5	4-6
BYU	2-5	5-5
Houston	2-5	4-6
Baylor	2-5	3-7
UCF	2-5	5-5
Cincinnati	1-6	3-7

CHARTING TCU'S OPPONENTS

Opponent	Record	Next Game
Colorado	4-6	at Washington State
Nicholls	5-4	at Southeastern La.
Houston	4-6	Oklahoma State
SMU	8-2	at Memphis
West Virginia	6-4	Cincinnati
Iowa State	6-4	Texas
BYU	5-5	Oklahoma
Kansas State	7-3	at Kansas
Texas Tech	5-5	UCF
Texas	9-1	at Iowa State
Baylor	3-7	at TCU
Oklahoma	8-2	at BYU
Total	70-49 (.588)	

MAKING THE ROUNDS

► By joining the Big 12 in 2012, TCU played in its fifth league in an 18-year span. Below is a look at TCU's conference history:

Years	Conference
1909-22	Texas Intercollegiate Athletic Assoc.
1923-95	Southwest Conference
1996-00	Western Athletic Conference
2001-04	Conference USA
2005-11	Mountain West
2012-	Big 12 Conference

► TCU accepted an invitation to the Big East in October 2010, but never officially became a member of the conference before joining the Big 12.

SCORIGAMI

► TCU has played 1,313 games in its history which dates back to 1896. The win over BYU marked the only time with a final score of 44-11.

FROG OFFENSIVE NOTES

TCU ACTIVE LEADERS

CAREER 100-YARD RUSHING GAMES

1. ___ Emani Bailey _____ 5

CAREER 100-YARD RECEIVING GAMES

1. ___ JP Richardson _____ 1
Savion Williams _____ 1

CAREER RUSHING YARDS

1. ___ Emani Bailey _____ 1,256
2. ___ Chandler Morris _____ 356
3. ___ Trey Sanders _____ 174
4. ___ Trent Battle _____ 60
Corey Wren _____ 60

CAREER RUSHING TOUCHDOWNS

1. ___ Emani Bailey _____ 7
2. ___ Trey Sanders _____ 5
3. ___ Chandler Morris _____ 4

CAREER RECEPTIONS

1. ___ Savion Williams _____ 72
2. ___ Jared Wiley _____ 56
3. ___ JP Richardson _____ 36
4. ___ Emani Bailey _____ 26
Jaylon Robinson _____ 26
6. ___ Warren Thompson _____ 19
7. ___ Blake Nowell _____ 18
8. ___ Chase Curtis _____ 16
9. ___ Major Everhart _____ 14
10. ___ JoJo Earle _____ 12

CAREER RECEIVING YARDS

1. ___ Savion Williams _____ 945
2. ___ Jared Wiley _____ 548
3. ___ JP Richardson _____ 460
4. ___ Jaylon Robinson _____ 301
5. ___ Warren Thompson _____ 246
6. ___ Blake Nowell _____ 210
7. ___ Chase Curtis _____ 191
8. ___ Dylan Wright _____ 187
9. ___ Emani Bailey _____ 184
10. ___ JoJo Earle _____ 145

CAREER TOUCHDOWN RECEPTIONS

1. ___ Jared Wiley _____ 8
Savion Williams _____ 8
3. ___ JP Richardson _____ 3
4. ___ Blake Nowell _____ 2
Warren Thompson _____ 2
Dylan Wright _____ 2
7. ___ Jordyn Bailey _____ 1
Chase Curtis _____ 1
JoJo Earle _____ 1
Jaylon Robinson _____ 1
DJ Rogers _____ 1

IN CHARGE

► Associate Head Coach/Offensive Coordinator/Quarterbacks Coach Kendal Briles served the previous three seasons at Arkansas.
► TCU is the sixth school for Briles to be an offensive coordinator. Prior to his time in Fayetteville, he directed offenses and was the play caller at Baylor, FAU, Houston and Florida State.
► At each stop, his unit ranked among the nation's leaders in offense as well as showing dramatic improvement from the year prior to his arrival.

TEMPO

► TCU ranks first nationally in plays per minute among Power Five programs:

Team	Plays Per Minute
TCU	2.80
Tennessee	2.78
Oklahoma	2.59

► The Horned Frogs are second in offensive plays per game for Power Five programs:

Team	Offensive Plays PG
North Carolina	76.2
TCU	75.9
Clemson	75.6

► TCU is third nationally in percentage of its offensive series generating at least two first downs:

Team	Pct. of Series with 2+ First Downs
LSU	71.2
Oregon	66.1
TCU	61.7

► TCU is seventh nationally with 252 first downs.
► TCU is sixth in the FBS for plays of at least 10 yards:

Team	Plays of 10+ Yards
USC	201
Oregon	188
Washington	187
LSU	184
Georgia	182
TCU	179

► Kansas State was the only game TCU's offense did not total more yards than its opponent was allowing entering the contest:

Opponent	YPG Allowed	TCU Total
Colorado	464.2*	541
Nicholls	441.0	442
Houston	443.5	564
SMU	263.3	457
West Virginia	311.0	433
Iowa State	338.6	398
BYU	360.8	584
Kansas State	373.7	300
Texas Tech	366.5	440
Texas	331.6	390

*Season avg. since it was the opening game

► TCU's 584 yards versus BYU were its most since totaling 668 in last season's 55-24 win over Oklahoma.

QUITE THE DEBUT

► Josh Hoover made his first collegiate start in the 44-11 win over BYU and completed 37-of-58 passes for 439 yards and four touchdowns.
► The 439 yards passing were the most by a TCU quarterback in his first start since Chandler Morris threw for 461 in a 30-28 win over Baylor in 2021.
► Hoover's four touchdown passes were the best by a Horned Frog in his first start since Casey Pachall's four at Baylor in 2011.
► Hoover's four touchdown passes were the most versus an FBS opponent since Max Duggan had four at Oklahoma in 2021.
► The 37 completions and 58 attempts by Hoover were the most by a TCU quarterback since Pachall was 40-of-58 passing against West Virginia in 2013.
► Included below is a look at Hoover in the first five games of his career and the BYU contest:

Category	Comp.	Att.	Pct.	Yards	TD	Int.
First 5 Games	14	23	60.9	171	2	2
BYU	37	58	63.8	439	4	2

THE 400, 4 TD CLUB

► In the 44-11 win over BYU, Josh Hoover became the first Power Five quarterback with 400 yards passing and four touchdowns in his first career start since Anthony Gordon for Washington State against New Mexico State in 2019.
► The last two 400-yard passing games at TCU are by quarterbacks in their first career starts: Josh Hoover (439) against BYU and Chandler Morris (461) versus Baylor in 2021.
► Hoover's 439 yards tied for 10th-most in a game at TCU and rank 12th nationally this season.

THE BRILES MAGIC TOUCH

► The last two Big 12 quarterbacks to pass for 400 yards and two touchdowns in their first career start were both coached by TCU Offensive Coordinator Kendal Briles.
► In addition to Josh Hoover against BYU, Seth Russell accomplished the feat for Briles and Baylor in 2014 versus Northwestern State.

MR. 300

► Josh Hoover is the first TCU quarterback since at least 2005 with 300-plus yards passing in three of his first four career starts:

Category	Comp.	Att.	Pct.	Yards	TD	Int.
BYU	37	58	63.8	439	4	2
Texas Tech	32	52	61.5	353	1	2
Texas	24	36	66.7	302	2	1

► Hoover joins Shedeur Sanders (Colorado) as the only players to make their first career FBS start this season and accomplish the feat. The last Big 12 player to pass for 300-plus yards in three of his first four career starts was Baylor's Charlie Brewer in 2017.

NEW VOICE

► Chandler Morris has his fourth offensive coordinator/position coach in four seasons:

Year	OC/QB Coach
2020	Lincoln Riley (Oklahoma)
2021	Doug Meacham/Kenny Hill
2022	Garrett Riley
2023	Kendal Briles

FROG OFFENSIVE NOTES

AGE IS JUST A NUMBER

- ▶ Despite being listed as a sophomore, quarterback Chandler Morris is older than former TCU signal caller Max Duggan.
- ▶ Morris was born Dec. 26, 2000, with Duggan's birthday being March 12, 2001.
- ▶ With the 2020 season providing a free year of eligibility due to COVID and only playing four games in 2021 to preserve a redshirt, Morris has two years of eligibility remaining after this season.

CHASING HISTORY

- ▶ The 66.1 completion percentage by Chandler Morris is on pace to rank fourth for a season at TCU:

Name	Completion Pct.
Kenny Hill, 2017	67.3 (269-of-400)
Casey Pachall, 2011	66.5 (228-of-343)
Andy Dalton, 2010	66.1 (209-of-316)
Chandler Morris, 2023	65.8 (131-of-199)

SPREADING IT AROUND

- ▶ Eighteen Horned Frogs have at least one reception this season with 11 catching a touchdown pass.

THE CENTURY MARK

- ▶ Emani Bailey is 16th nationally in rushing with 1,006 yards. He has topped 100 yards in five games:

Opponent	No.	Yds.	Avg.	TD	LG
Colorado	14	164	11.7	0	74
Nicholls	19	67	3.5	0	21
Houston	23	126	5.5	1	16
SMU	25	126	5.0	1	24
West Virginia	19	55	2.9	0	13
Iowa State	21	152	7.2	0	29
BYU	13	61	4.7	0	25
Kansas State	12	100	8.3	0	35
Texas Tech	19	57	3.0	2	16
Texas	21	98	4.7	1	17
Season	186	1,006	5.4	5	74

- ▶ Bailey went over 1,000 yards on a 17-yard scoring run against Texas.
- ▶ His two third-quarter rushing touchdowns at Texas Tech were just 3:21 apart. He also had a career-best five receptions for 36 yards in Lubbock.
- ▶ In just 10 games, Bailey has more than quadrupled his rushing total from last season:

Year	No.	Yds.	Avg.	TD	LG
2022	31	250	8.1	2	37
2023	186	1,006	5.4	5	74

- ▶ Bailey, who played last year behind NFL-bound Kendre Miller (New Orleans Saints) and Emani Demercado (Arizona Cardinals), is on pace for 1,207 yards which would rank ninth for a season at TCU.
- ▶ With Miller rushing for 1,399 yards last season, TCU has its first 1,000-yard rushers in consecutive seasons since Aaron Green ran for 1,272 in 2015 with Kyle Hicks at 1,042 in 2016.

SETTING AN EXAMPLE

- ▶ When asked which running backs he models his game after, Emani Bailey responded with, "Saquon Barkley (New York Giants), Isiah Pacheco (Kansas City Chiefs) and Zack Moss (Indianapolis Colts)."

THE TRASH MAN

- ▶ Josh Hoover said Emani Bailey does everything, including picking up trash in the locker room.

GOING NEXT LEVEL

- ▶ Emani Bailey is fourth in the nation for the largest improvement in rushing yards per game (minimum of five games played each season):

Name	2022	2023	Increase
Ollie Gordon II, Oklahoma St.	23.7	125.0	101.3
Omarion Hampton, UNC	33.4	123.6	90.2
Quinton Cooley, Liberty	22.4	106.6	84.2
Emani Bailey, TCU	17.9	100.6	82.7

CAREER DAY

- ▶ Savion Williams had a career-best game against Texas with 11 receptions for 164 yards, including a 14-yard touchdown, for his first 100-yard effort.
- ▶ His seven first-half receptions surpassed his previous high of six catches against BYU earlier this season. He has had a career-best day in each of TCU's last two home games:

Opponent	No.	Yds.	Avg.	TD	LG
BYU	6	77	12.8	1	16
Texas	11	164	14.9	1	42

- ▶ Williams' 11 receptions were the most by a Horned Frog since Quentin Johnston had 14 at Kansas last season. The 164 yards were the highest total since Johnston's 180 against Oklahoma State also in 2022.

MAKING HISTORY

- ▶ JP Richardson's first touchdown as a Horned Frog came on a 59-yard reception against West Virginia.
- ▶ Richardson became the second player in TCU history to score a touchdown for and against the Horned Frogs, joining Josh Doctson (Wyoming, 2011; TCU, 2013). Richardson found the end zone for Oklahoma State versus TCU last season.
- ▶ Richardson had his first career 100-yard game with six receptions for 104 yards versus BYU. His six catches equaled a season-best and were one shy of a career-high seven for Oklahoma State versus Texas last year.
- ▶ Richardson is tied with Savion Williams for the team lead in receptions with 36.
- ▶ Dating back to his 2021 season at Oklahoma State, he has at least one catch in 25 consecutive games for the longest active streak on the team. It's also tied for 23rd-best among current FBS players.

TCU IS HOME

- ▶ Tight end Jared Wiley had a career-best six receptions for 65 yards against Texas. Included in his total was a 46-yard grab to mark a second straight game with his longest catch as a Horned Frog.
- ▶ Wiley's production has increased dramatically in his two years at TCU after three seasons at Texas:

Team	No.	Yds.	Avg.	TD	LG
Texas, 2019-21	19	248	13.1	3	52
TCU, 2022-23	56	548	9.8	8	46

- ▶ Wiley's career-long 52-yard reception came against TCU in 2020.

BY THE NUMBERS

1

Horned Frog (JP Richardson) with a dad (Bucky Richardson, 1992-94) who played quarterback for the Houston Oilers.

3

300-yard passing games by Josh Hoover in his first four career starts.

6

Years center John Lanz has been at TCU, making him the longest-tenured Horned Frog.

11

Horned Frogs with a touchdown catch this season.

16

TCU's national ranking in total offense (454.9 yards per game).

17

Receptions by Savion Williams in TCU's last two home games, representing nearly half his season total (36).

18

TCU players with a reception this season.

25

Consecutive games with a catch for JP Richardson.

45

Career starts by offensive tackle Andrew Coker, including the last 37 contests.

FROG DEFENSIVE NOTES

MEET THE DC

▶ Joe Gillespie is in his second season as TCU's defensive coordinator, but he is no stranger to the state of Texas.

▶ Gillespie spent the previous seven seasons at Tulsa, including the final three as defensive coordinator. In 2020, he was named National Linebackers Coach of the Year by FootballScoop.com and was a finalist for Defensive Coordinator of the Year. Gillespie coached consensus All-America linebacker Zaven Collins, selected by the Arizona Cardinals as the 16th overall pick in the 2021 NFL Draft.

▶ Prior to his time at Tulsa, Gillespie coached high school football for 20 years in Texas, including serving as head football coach and athletics director (2008-14) at Stephenville High School. His teams went 72-23 (.758), winning a 2012 state championship, capturing three district titles while sharing one and advancing to the state playoffs seven times.

IMPROVEMENT

▶ TCU's defense is allowing 23.3 yards per game less than last season:

	2022	2023	Difference
YPG Allowed	408.2	394.6	-13.6

▶ The 394.6 yards per game surrendered is the lowest by a TCU defense since 2020 (350.9).

SHUTTING THEM DOWN

▶ TCU's defense is fifth in the Big 12 in fewest yards allowed in conference games only:

Team	Opponent Total Offense YPG
Iowa State	361.3
Texas	363.1
Texas Tech	368.9
Kansas State	373.9
TCU	386.0

▶ The Horned Frogs surrendered just 254.5 yards per game in their Big 12 wins over Houston and BYU and 353 or lower in four of seven conference contests:

Opponent	Total Yards Allowed
Houston	266
West Virginia	343
Iowa State	353
BYU	243

▶ The 243 yards by BYU were the fewest by a Big 12 opponent against TCU since Texas had 199 last season.

KEEPING THEM OUT OF THE END ZONE

▶ TCU's defense has allowed just 21 touchdowns over its last nine games.

▶ TCU held its opponent without an offensive touchdown for nearly 10 quarters before SMU reached the end zone with 2:54 left in the first half. The Mustangs' other touchdown came with the game in hand and 1:47 remaining to play.

▶ TCU did not allow an offensive touchdown in consecutive games, versus Nicholls and

Houston, for the first time since 2017, when it won 26-6 at Kansas State and blanked Kansas 43-0.

▶ Prior to this stretch, TCU last kept the opponent's offense out of the end zone in a 17-10 win at Texas last season.

FAMILIAR FACES

▶ TCU returned seven starters on defense from last season's College Football Playoff team.

▶ Linebacker Jamoi Hodge leads the TCU defense in career starts with 32. Millard Bradford (25), Josh Newton (25), Damon Williams (25), Mark Perry (24) and Bud Clark (20) all have at least 20 with Johnny Hodges (18) close behind.

▶ Seven Horned Frogs have started all 10 games on defense this season: Hodge, Newton, Perry, Williams, Caleb Fox, Avery Helm and Namdi Obiazor.

SECOND HALF ADJUSTMENTS

▶ TCU held Texas to three points and 151 yards of offense in the second half.

RECAPPING TEXAS

▶ Jamoi Hodge had a team-best 11 tackles, the second-best game of his career behind only the 13 stops he had in last year's win at West Virginia.

▶ Abe Camara tied a career high with eight tackles, including one for loss.

▶ Millard Bradford had his second interception of the season, tying Bud Clark for the team lead.

▶ Bradford's picks have come in each of the last two home games. He has four career interceptions.

IT'S FOURTH DOWN

▶ TCU ranks second in the Big 12 and 13th nationally in fourth-down defense, holding opponents to a 34.8 conversion percentage (8-of-23).

▶ The Horned Frogs' first score in the Texas game was set up by a fourth-down stop. On a 4th-and-1 at the TCU 48, a Longhorns' rush attempt was stopped by Tymon Mitchell for no gain. Seven plays later, TCU took a 3-0 lead on a 41-yard field goal by Griffin Kell.

DEFENDING THE PASS

▶ TCU has allowed just eight touchdown passes in its last nine games while holding opponents below a 50 percent completion rate in five of those contests:

Opponent	Com.	Att.	Pct.	Yds	TD	Int.
Nicholls	17	36	47.2	177	0	1
Houston	17	35	48.6	225	0	2
SMU	16	35	45.7	258	0	2
West Virginia	10	21	47.6	142	0	0
Iowa State	16	28	57.1	138	1	0
BYU	15	34	44.1	152	0	1
Kansas State	15	26	57.7	244	4	0
Texas Tech	28	36	77.8	282	2	0
Texas	22	33	66.7	317	1	1
Totals	156	284	54.9	1,935	8	7

TCU ACTIVE LEADERS

CAREER TACKLES

1. __ Millard Bradford	217
2. __ Jamoi Hodge	202
3. __ Mark Perry	131
4. __ Namdi Obiazor	125
5. __ Johnny Hodges	115
6. __ Josh Foster	106
7. __ Shad Banks Jr.	94
8. __ Abe Camara	91
9. __ Bud Clark	85
10. __ Josh Newton	62

CAREER TACKLES FOR LOSS

1. __ Millard Bradford	16.5
Jamoi Hodge	16.5
3. __ Johnny Hodges	13.5
4. __ Shad Banks Jr.	10.5
5. __ Mark Perry	9.5
6. __ Damon Williams	8.5
7. __ Caleb Fox	6.5
8. __ Namdi Obiazor	5.5
9. __ Paul Oyewale	5.0
10. __ Rick D'Abreu	4.5

CAREER SACKS

1. __ Jamoi Hodge	8.0
2. __ Johnny Hodges	4.0
Namdi Obiazor	4.0
4. __ Damon Williams	3.5
5. __ Tymon Mitchell	3.0
Paul Oyewale	3.0
7. __ Shad Banks Jr.	2.0
Caleb Fox	2.0
9. __ Micheal Ibukun-Okeyode	1.5
10. __ Millard Bradford	1.0
Channing Canada	1.0
Avery Helm	1.0
Jaionte McMillan	1.0

CAREER INTERCEPTIONS

1. __ Bud Clark	7
2. __ Josh Newton	4
3. __ Millard Bradford	3
4. __ Shad Banks Jr.	1
Abe Camara	1
Josh Foster	1
Vernon Glover	1
Jamoi Hodge	1
Zach Marcheselli	1
Jaionte McMillan	1

▶ Josh Newton had three interceptions at ULM to give him seven career picks.

▶ Mark Perry recorded three interceptions while playing for Colorado.

▶ Johnny Hodges had one pick at Navy.

FROG DEFENSIVE NOTES

GETTING TO THE QB

- ▶ TCU's 22 sacks tie for fourth in the Big 12:

Team	Sacks
Texas	26
Kansas	24
UCF	23
TCU	22
Oklahoma State	22
Kansas State	22
Houston	22

- ▶ Thirteen Horned Frogs have combined for the team's 22 sacks this season.
- ▶ Namdi Obiazor has a sack in three of the last four games and a team-best 4.0 on the season.
- ▶ TCU's six sacks at Houston were its most since recording eight in a 45-22 win over Baylor in 2017.
- ▶ Playing in his hometown, Paul Oyewale had 2.0 sacks against the Cougars with 3.0 on the year.
- ▶ The Horned Frogs had four sacks against Colorado.

SMOOTH TRANSITION

- ▶ Namdi Obiazor, who leads TCU with 76 tackles, is in his first season at linebacker. He played in all 15 games while starting two as a safety last year.
- ▶ Obiazor had a team-best and career-high 13 stops, including a sack, against Kansas State. It bettered his previous top mark of 11 versus SMU earlier this season.
- ▶ Obiazor is seventh in the Big 12 in tackles:

Team	Tackles
Nickolas Martin, Oklahoma State	100
Jason Johnson, UCF	86
Danny Stutsman, Oklahoma	81
Ben Roberts, Texas Tech	81
A.J. Haulcy, Houston	80
Kendal Daniels, Oklahoma State	79
Namdi Obiazor, TCU	76

DEFENSIVE LEADERS

- ▶ TCU's game-by-game leaders in tackles this season:

Opponent	Name	Tackles
Colorado	Johnny Hodges	9
	Bud Clark	9
Nicholls	Namdi Obiazor	9
	Johnny Hodges	7
Houston	Namdi Obiazor	7
	Johnny Hodges	7
SMU	Namdi Obiazor	11
West Virginia	Jamoi Hodge	10
Iowa State	Avery Helm	5
	Namdi Obiazor	5
BYU	Mark Perry	5
	Shad Banks Jr.	7
Kansas State	Namdi Obiazor	13
Texas Tech	Jamoi Hodge	8
Texas	Jamoi Hodge	11

- ▶ Obiazor's 13 tackles at Kansas State were the most by a Horned Frog since Hodge had 13 at West Virginia last season.
- ▶ Millard Bradford had a season-best nine stops at K-State.

- ▶ Seven different Horned Frogs have either led or tied for the most tackles in a game.
- ▶ Helm's five stops at Iowa State equaled his most as a Horned Frog. He had five in the season opener against Colorado and while playing for Florida against Vanderbilt in 2021.
- ▶ Hodge's 10 tackles against West Virginia gave him double figures in consecutive games versus the Mountaineers.

DBU

- ▶ TCU has two of the last three Paycom Jim Thorpe Award winners in Tre'von Moehrig (2020) and Tre'Vius Hodges-Tomlinson (2022).
- ▶ Cornerback Josh Newton appeared on multiple preseason All-America teams.
- ▶ Newton had his first interception of the season, including a 53-yard return, in the SMU game. It was his fourth pick as a Horned Frog and seventh of his career.

THE SELFLESS ONE

- ▶ TCU Head Coach Sonny Dykes called cornerback Josh Newton, "the least entitled player I've ever coached."
- ▶ TCU Defensive Coordinator Joe Gillespie refers to Newton as the "ultimate competitor."

THE FIXTURE

- ▶ Cornerback Josh Newton is tied for fourth nationally, just one off the lead, among active FBS players in career starts:

Name	Career Starts
Brian Dooley, OL, Eastern Michigan	57
Bo Nix, QB, Oregon	57
Dell Pettus, S, Troy	57
Josh Newton, CB, TCU	56
Jaylon Hutchings, DL, Texas Tech	56
Sam Hartman, QB, Notre Dame	55

- ▶ Newton has 25 starts at TCU after making 31 at ULM.

THE PICK ARTISTS

- ▶ Ten players have at least one interception as a Horned Frog.
- ▶ Millard Bradford, making his first start of the season, put TCU on the board three plays into the BYU game with a 35-yard interception return for a touchdown.
- ▶ When including Mark Perry's three picks for Colorado and Johnny Hodges having one at Navy, 12 players have an interception in their collegiate careers.
- ▶ Bud Clark is tied with Bradford for the team lead with two interceptions on the season.
- ▶ Clark's picks came in consecutive wins over Houston and SMU. He almost made it three straight contests with a pick, but replay overturned it against West Virginia.
- ▶ Clark's seven career interceptions top all current Horned Frogs. He led last year's team with five, the final one being a Pick 6 for TCU's first points in its College Football Playoff win over Michigan.

THE PBU BATTLE

- ▶ Bud Clark and Josh Newton have a team-best six pass breakups with Avery Helm at five.

THE PATH TO TCU

- ▶ A pair of TCU linebackers had unique paths to Fort Worth.
- ▶ Jamoi Hodge's only scholarship offer out of high school was from Division II Wingate.
- ▶ Johnny Hodges went to Navy to play lacrosse. When COVID hit in 2020, he switched to football. After going in the portal, TCU was the only Power 5 program to offer him a scholarship.
- ▶ Hodges' team-best 87 stops last year were the most by a Horned Frog since Garrett Wallow's 90 in 2020.

MAKING AN IMPRESSION

- ▶ While playing for Navy, linebacker Johnny Hodges had a career-best 14 tackles against SMU in 2021 and then Mustang Head Coach Sonny Dykes.
- ▶ His next-best game was seven stops versus Tulsa and then Golden Hurricanes Defensive Coordinator Joe Gillespie.

THE VERSATILE ONE

- ▶ Linebacker Shad Banks Jr. has a team-best 5.5 tackles for loss.
- ▶ Banks made his first career start at Texas last season and combined on a fourth-down stop for no gain on the Longhorns' opening series.
- ▶ In the 38-31 win at Kansas, Banks became the only linebacker in the nation to recover a fumble at the 1-yard line and return kickoffs later in the game. The 250-pound Banks had two kickoff returns for 62 yards with a long of 37 against the Jayhawks.

HE WAS JUST 17

- ▶ Sophomore nose tackle Damon Williams, who started all 15 games as a true freshman last season, made his TCU and collegiate debut in the 2022 season opener at Colorado when he was 17. He turned 18 two days after the game.

FROG SPECIAL TEAMS NOTES

SPLITTING UPRIGHTS

▶ Griffin Kell is the only player in the nation to have at least two made field goals of 56 yards and better this season.

▶ His 57-yard field goal against Nicholls tied a TCU record for distance and equals the fifth-longest nationally this season:

Name	Distance
Jack Browning, San Diego State	61
Harrison Mevis, Missouri	61
Tristan Mattson, Central Michigan	58
Jonathan Kim, Michigan State	58
Griffin Kell, TCU	57
Brayden Narveson, NC State	57

▶ Kell is the lone player in the above group to also have a field goal of at least 56 yards with that kick coming last week against Texas.

▶ Kell has four of the 10-longest field goals in TCU history with those makes all in the last 14 games:

Kell's Longest FGs	Distance
vs. Nicholls, Sept. 9, 2023	57
vs. Texas, Nov. 11, 2023	56
vs. Iowa State, Nov. 26, 2022	54
at Houston, Sept. 16, 2023	53

▶ Kell's 57-yard field goal against Nicholls on the final play of the first half tied for the longest made kick in TCU history, joining Jaden Oberkrom against West Virginia in 2015 and Michael Reeder versus UTEP in 1996.

▶ Kell's 59 career field goals place third in TCU history:

Name	Career Field Goals
Jaden Oberkrom, 2012-15	79
Nick Browne, 2001-03	65
Griffin Kell, 2019-present	59

▶ Kell's field goals of 40, 35 and 37 yards against BYU marked his fourth career game with at least three made kicks.

▶ Kell is 13-of-20 on field goals this season with four of his misses being from at least 50 yards, including a 60-yard attempt at Houston. He is 59-of-78 in his career.

▶ Kell's 13 field goals this season have provided a \$260 donation from him to Fort Worth's Hope Center for Autism. He is donating \$20 for every made field goal.

▶ Kell had a 40-yard field goal as time expired to give TCU a 29-28 win at Baylor last season and provide one of the nation's most memorable plays of the year. Known as Bazooka, it's the Horned Frogs' call for a last-second kick when running on the field with the clock winding down.

▶ It was TCU's first game-winning field goal on the final play of regulation since 2014, when Jaden Oberkrom nailed a 37-yard kick to beat West Virginia 31-30 in Morgantown.

▶ Kell, from nearby Arlington, was trained by Oberkrom, a 2015 All-American and the Big 12's career leader in field goals made with 79 (2012-15).

TCU'S ELDER STATESMAN

▶ Punter Jordy Sandy is the nation's fifth-oldest player:

Name	Age (Birthdate)
Matt Ganyard, PK, Virginia	34 (4/18/89)
Luke Larsen, P, East Carolina	31 (7/18/92)
Jordan Noyes, PK, Colorado State	31 (8/3/92)
Hugh Robertson, P, Illinois	30 (1/16/93)
Jordy Sandy, P, TCU	30 (5/27/93)

FROM DOWN UNDER

▶ Jordy Sandy, from Traralgon, Australia, is in his fifth season as TCU's punter and is 30 years old.

▶ Before arriving at TCU, he worked with scaffolding and paper mill companies in Australia.

▶ Sandy's 41.9 yard average this season is the second-best of his career. He has just one touchback, and opponents have only eight punt returns.

▶ TCU allowed just seven punt returns for 45 yards last season.

▶ Included below is a look at Sandy year-by-year:

Year	Att.	Avg.	I20	I10	TB	LG	50+
2019	61	38.4	25	12	5	55	9
2020	57	41.0	24	10	3	55	8
2021	43	43.3	13	6	3	64	8
2022	63	39.9	18	8	3	59	5
2023	32	41.9	10	4	1	57	3

▶ Sandy was rated by 247Sports as the No. 5 punter in the Class of 2019. He was ranked No. 1 in Australia.

BLOCK THAT KICK

▶ With a blocked kick in each of its opening two games, TCU is tied for 17th nationally with two on the season.

▶ Against Nicholls, a block by Trent Battle and 24-yard return by Blake Nowell gave TCU its first blocked punt for a touchdown since Antonio Graves against New Mexico in 2011.

▶ Battle had TCU's first blocked punt since Carter Ware versus Texas Tech in 2020.

▶ In the Colorado game, Namdi Obiazor recorded TCU's first blocked field goal since Ochaun Mathis against West Virginia in 2021.

THE RETURN GAME

▶ JP Richardson had a career-long 18-yard punt return against Texas. He has an 11.0 average on four attempts this season.

▶ JoJo Earle had a career-long 30-yard punt return versus Nicholls. His previous best was 29 yards for Alabama against Mercer in 2021.

▶ Earle is averaging 6.5 yards per return.

▶ Major Everhart had an 86-yard kickoff return against Colorado to set up TCU's go-ahead score with 7:00 remaining. It was the Horned Frogs' longest kickoff return since current Los Angeles Charger Derius Davis returned the game's opening kick 100 yards for a touchdown versus West Virginia in 2021.

▶ Everhart has a 22.6-yard season average.

THE FREAK

▶ Shad Banks Jr., a 250-pound linebacker and former wide receiver in high school, has returned two kickoffs for 27 yards this season.

▶ Banks returned three kickoffs for a 27.0 average last year with a long of 37 at Kansas.

A PUNT RETURN TRADITION

▶ The following are the six Horned Frogs with punt returns for touchdowns since 2012:

Name	Season
Deante' Gray, vs. Grambling State	2012
Cameron Echols-Luper, at Kansas	2014
KaVontae Turpin, vs. Kansas	2015
KaVontae Turpin, vs. South Dakota State	2016
KaVontae Turpin, vs. Kansas	2017
Desmon White, vs. Stanford	2017
Derius Davis, vs. Southern	2018
KaVontae Turpin, at SMU	2018
Jalen Reagor, vs. Kansas	2019
Jalen Reagor, vs. West Virginia	2019
Derius Davis, at Baylor	2020
Derius Davis, at Kansas	2020
Derius Davis, at Colorado	2022
Derius Davis, vs. Texas Tech	2022

▶ The returns by White, Davis and Turpin (2017-18) make TCU the only FBS school in the nation since 1996 with a punt return for a touchdown by three different players in three consecutive games.

TACKLE TALLIES

▶ Included below are the Horned Frogs' 2023 special teams tackles:

Name	Tackles
Josh Foster	5 (3 U, 2 A)
Chase Curtis	3 (2 U, 1 A)
Jamel Johnson	3 (3 U)
Trent Battle	2 (1 U, 1 A)
Terrence Cooks Jr.	2 (1 U, 1 A)
Major Everhart	2 (2 U)
Vernon Glover	2 (2 U)
Zach Marcheselli	2 (1 U, 1 A)
Max Carroll	1 (1 U)
Randon Fontenette	1 (1 U)
Griffin Kell	1 (1 U)
Jaionte McMillan	1 (1 A)
Blake Nowell	1 (1 A)

NOTING THE HORNED FROGS

Shad Banks Jr., LB

- ▶ Would like to be an offensive coordinator down the road
- ▶ A punt returner at North Shore High School in Houston

Kendal Briles, Offensive Coordinator

- ▶ Has his pilot's license

Andrew Coker, OL

- ▶ Currently learning to speak German

Brandon Coleman, OL

- ▶ Born in Germany and lived there until he was 15, when the family relocated to Denton, Texas
- ▶ Visited Germany in May 2023
- ▶ Fluent in German while also learning Japanese
- ▶ Co-hosted a podcast last year with former TCU offensive lineman and now Los Angeles Ram Steve Avila
- ▶ Podcast was called, "My Turn: Voices of Student-Athletes!"

Trent Battle, RB

- ▶ Dad, Allen Battle, played two seasons of major league baseball (St. Louis Cardinals, 1995; Oakland Athletics, 1996)

Millard Bradford, WR

- ▶ After going by the nickname of Nook his first three years at TCU, changed his preferred name to his given first name of Millard

Rick D'Abreu, DL

- ▶ Formed a band when he was in third grade
- ▶ Plays upright bass, electric bass and electric and acoustic guitar
- ▶ Has played with several prominent gospel bands

Coltin Deery, OL

- ▶ One of the top 10 scholastic wrestlers in the nation in his weight class

Garrett Hayes, OL

- ▶ Has his private pilot's license which allows him to fly single engine planes
- ▶ Frequently flies over TCU and downtown Fort Worth

Jamoi Hodge, LB

- ▶ Only scholarship offer out of Reynolds High School in Winston-Salem, N.C., was from Division II Wingate

Johnny Hodges, LB

- ▶ Went to Navy to play lacrosse, before later joining the football program
- ▶ Contacted every Power 5 school when he went into the portal with TCU being the only one to offer a scholarship

Josh Hoover, QB

- ▶ Has lost 30 pounds since last season
- ▶ Favorite TV show is MLB Network's Quick Pitch
- ▶ Recruited briefly to play baseball at TCU
- ▶ Younger brother, Caleb Hoover, is a freshman baseball player at Oklahoma State
- ▶ Older sister, Hannah Hoover, was Miss Fort Worth in 2018 and is currently a news and sports reporter for KWKT FOX 44 in Waco
- ▶ Father, Alex Hoover, played football at Colorado State

Griffin Kell, PK

- ▶ Donating \$20 for every made field goal to Fort Worth's Hope Center for Autism

Brent Maticcik, TE

- ▶ Long snapper who enjoys repairing boats
- ▶ Older brother, Ross, snaps for the Jacksonville Jaguars

Chandler Morris, QB

- ▶ Son of former SMU and Arkansas Head Coach Chad Morris, currently special assistant to the head coach at Clemson

Namdi Obiazor

- ▶ Wears jersey No. 4 because he's one of four kids in his family with three of them born in April and the other in August, four months later
- ▶ He and his siblings all have tattoos of the Roman Numeral for four
- ▶ Younger brother, Chiddi, is a freshman defensive end at Kansas State
- ▶ Twin sister, Nneka, plays basketball at UNLV
- ▶ Has a dog named Cuatro, meaning four in Spanish

Paul Oyewale, DL

- ▶ Did not play football until his senior year at Langham Creek High School in Houston; Previously played on his school's basketball team
- ▶ Born in Nigeria and moved to the United States with his family when he was 6

Willis Patrick, OL

- ▶ Would like to become an attorney when his playing days are over

Luke Pardee, QB

- ▶ Grandson of football legend Jack Pardee

Mark Perry, S

- ▶ Has his own clothing line
- ▶ Teammate of Houston Texans quarterback C.J. Stroud at Rancho Cucamonga High School in Rancho Cucamonga, Calif.

JP Richardson, WR

- ▶ Father Bucky Richardson played quarterback at Texas A&M and with the Houston Oilers
- ▶ His uncle, Chris Curtis, was Sonny Dykes' roommate at Texas Tech

Jaylon Robinson, WR

- ▶ Nicknamed Flash
- ▶ His father, Dana Robinson, was a two-year letterman (1995-96) at cornerback for TCU

Jordy Sandy, P

- ▶ Donating \$20 to the Hope Center for Autism in Fort Worth for each of his punts that go inside the 20-yard line
- ▶ Donations are in honor of his 10-year-old cousin, Adelaide, who has autism and lives in Australia

Joe Staubach, WR

- ▶ Grandson of football legend Roger Staubach

Jared Wiley, TE

- ▶ Quentin Johnston's quarterback at Temple High School
- ▶ Also served as Temple's place-kicker and had a game-winning field goal in a playoff game

Damonic Williams, DL

- ▶ In his second season at TCU
- ▶ Made his TCU and collegiate debut on Sept. 2 of last season at Colorado as a 17-year-old starting nose tackle

THE GRADUATES

- ▶ Included below are TCU's 17 players who have already earned their college degree.

Millard Bradford, S
Ish Burdine, CB
Andrew Coker, OT
Brandon Coleman, OL
Chase Curtis, TE
Josh Foster, S
Jamoi Hodge, LB
Griffin Kell, PK
John Lanz, OL
Soni Misi, DL
Willis Patrick, OL (Jackson State)
Curtis Raymond, WR (Cornell)
Jaylon Robinson, WR (Ole Miss)
Trey Sanders, RB (Alabama)
Jordy Sandy, P
Jared Wiley, TE (Texas)
Marcus Williams, OL

ASKING CHANDLER

- ▶ When asked who was the most freakish athlete on the team, Chandler Morris responded with, "Shad Banks Jr."

- ▶ On who is the team's best practice player, Morris answered, "Emani Bailey."

WORD ASSOCIATION

- ▶ When asked for a one-word description for Head Coach Sonny Dykes and wide receiver Savion Williams last season, former TCU and now Los Angeles Chargers quarterback Max Duggan answered with the following:

Sonny Dykes - Confident
Savion Williams - Explosive

FROG TIDBITS

BY THE NUMBERS

2

TCU coaches who lettered in baseball in college (Head Coach Sonny Dykes, Texas Tech; Safeties Coach Paul Gonzales, UC Davis).

2

TCU coordinators (Kendal Briles, Offensive; Joe Gillespie, Defensive) who are Stephenville, Texas, natives.

3

NFL teams (Dallas Cowboys, Pittsburgh Steelers, New Orleans Saints) in the last 13 years to utilize TCU as a practice site.

10

National awards won by TCU players the last 14 seasons (Jerry Hughes, 2009 Ted Hendricks Award, Lott IMPACT Trophy; Jake Kirkpatrick, 2010 Rimington Trophy; Trevone Boykin, 2014 Earl Campbell Tyler Rose Award; Tre'von Moehrig, 2020 Paycom Jim Thorpe Award; Max Duggan, 2022 Davey O'Brien Award, Johnny Unitas Golden Arm Award, Earl Campbell Tyler Rose Award; Tre'Vius Hodges-Tomlinson, 2022 Paycom Jim Thorpe Award; Derius Davis, 2022 Jet Award).

28

Former TCU players active in the NFL.

460

Monetary donation made this season by Griffin Kell (\$260) and Jordy Sandy (\$200) to Fort Worth's Hope Center for Autism. Kell donates \$20 for every made field goal, while Sandy contributes \$20 for each punt inside the 20-yard line.

392

Consecutive games TCU has scored, the second-longest streak in college football history.

THE TURNOVER STORY

▶ In the Sonny Dykes era, TCU is 17-1 when ahead or even in turnover margin and 0-7 when on the negative side.

▶ This year's West Virginia game was TCU's only loss under Dykes when ahead or even. Neither team committed a turnover.

▶ Below is TCU's turnover margin in each game:

Opponent	Turnover Margin
Colorado	-1
Nicholls	E
Houston	E
SMU	+2
West Virginia	E
Iowa State	-4
BYU	E
Kansas State	-1
Texas Tech	-2
Texas	-1

▶ TCU is 54-6 in its last 60 games with at least three takeaways, the latest being its 2022 CFP win against Michigan in the Vrbo Fiesta Bowl.

▶ Over the last 19 seasons, TCU is 140-24 when ahead (92-11) or even (48-13) in turnover margin and 28-48 when on the negative side.

BALL CONTROL

▶ TCU is 10-0 under Head Coach Sonny Dykes when ahead in time of possession.

▶ Included below is TCU's TOP in each game:

Opponent	Time of Possession
Colorado	25:27
Nicholls	24:34
Houston	34:00
SMU	29:48
West Virginia	26:33
Iowa State	27:42
BYU	30:38
Kansas State	21:10
Texas Tech	25:35
Texas	25:42

▶ TCU led in time of possession in eight of 15 games last year.

FINDING THE SCOREBOARD

▶ TCU ranks second in NCAA history for consecutive games scoring:

Team	Games (Last Shutout)
Florida	446 (Oct. 29, 1988 vs. Auburn, 16-0)
TCU	392 (Nov. 16, 1991 at Texas, 32-0)

▶ TCU moved past Michigan (365, 1984-2014) into second place in NCAA history with its 31-28 win over Kansas in 2021.

O CAPTAIN, MY CAPTAIN

▶ TCU's season captains are offensive linemen Andrew Coker and Brandon Coleman, safety Bud Clark, linebacker Jamoi Hodge, cornerback Josh Newton and tight end Jared Wiley.

WHAT ARE THEY WEARING

▶ TCU's game-by-game uniform look:

Game	Helmet	Jersey	Pants
Colorado	White	Purple	White
Nicholls	Purple	Purple	White
Houston	Purple	White	White
SMU	White	Black	White
West Virginia	Black	Black	Black
Iowa State	Black	White	Purple
BYU	Purple	Black	Purple
Kansas State	White	White	Black
Texas Tech	White	White	White
Texas	Purple	Purple	Purple

THE TEAM

▶ The following is the breakdown by class of the 127-player 2023 TCU football team:

Class	Number of Players
True Freshmen	27
Redshirt Freshmen	19
Sophomores	32
Juniors	27
Seniors	22

▶ Eighty-one of TCU's 127 players (63.8 percent) are from Texas with 22 states and two countries (United States, Australia) represented. After Texas, California and Louisiana are tied for second with eight players each.

▶ Included below is a class listing of the 89 players who have seen action for TCU this season:

Class	2023
True Freshmen	16
Redshirt Freshmen	8
Sophomores	19
Juniors	26
Seniors	20

FIFTH IS JUST FINE

▶ TCU was fifth in the Big 12 preseason poll.

▶ The Horned Frogs were picked seventh last season, before playing in the College Football Playoff National Championship.

CHECKING THE LEDGER

▶ TCU is 684-572-57 (.543) in its football history which began in 1896.

BONUS FOOTBALL

▶ TCU is 10-10, including 1-1 last season, since the NCAA adopted overtime play in 1996.

HISTORY MAKING

▶ On Dec. 5, 2010, TCU became the only team in college football history to receive an invitation to the Rose Bowl and implode its stadium on the same day.

FROG TIDBITS

HOME SWEET HOME

▶ The donor-funded \$113 million Legends Club & Suites on the east side of Amon G. Carter Stadium opened in 2020. The world-class venue has two levels of premium seating and includes 48 loge boxes with two private clubs, over 1,000 club seats and 22 luxury suites.

▶ The \$164 million rebuild of Amon G. Carter Stadium, completed in 2012, was funded entirely by donor support and included a seating capacity of 45,000.

▶ The six Founders Club suites, located at midfield on the concourse level, were sold at \$15 million each to provide lead gifts totaling \$90 million.

▶ There are 25 suites, all sold, on the west side.

▶ Yahoo! Sports ranked Amon G. Carter Stadium as the best stadium in the Big 12.

HORNED FROGS FEVER

▶ TCU ranks second nationally among Power Five programs with its attendance at 104.6 percent of capacity. The Frogs have an average crowd this season of 48,116 in the 46,000-seat Amon G. Carter Stadium.

▶ The top-three attendance totals in program history are this year with 53,294 for Colorado, 51,243 at the SMU game and 50,812 versus Texas. The Colorado number shattered the previous mark of 50,307 in 2009 against Utah.

▶ Another record was set at the Colorado game for student attendance with 6,663, 54.3 percent of TCU's enrollment. A new mark for student attendance has been set in six of the last 12 home games.

▶ TCU has sold out six of its last 10 home games. Its three straight sellouts last season marked its longest streak since seven in a row from 2014-15.

▶ Last year's Oct. 15 home game against Oklahoma State drew a crowd of 49,594. It was the largest attendance since the rebuilt Amon G. Carter Stadium opened in 2012 and second-highest in program history, behind the 50,307 for the 2009 Utah game. It was the second straight game TCU set an attendance record in the new Amon G. Carter Stadium. The Horned Frogs had 49,094 for their 55-24 win over Oklahoma on Oct. 1.

THE NON-CONFERENCE SLATE

▶ Since beginning Big 12 play in 2012, TCU is in the midst of a stretch of nonconference Power Five opponents that began with Virginia (2012), LSU (2013), Minnesota (2014-15), Arkansas (2016-17), Ohio State (2018) and Cal (2020-21) and continues with Purdue (2019, 2030), Colorado (2022-23), Stanford (2024, 2027), SMU (2024-25), North Carolina (2025-26) and Duke (2028-29).

SELECT COMPANY

▶ TCU is one of just 21 schools to have won multiple national championships (1935, 1938) and produce a Heisman Trophy winner (Davey O'Brien, 1938).

▶ The other schools are Alabama, Army, Auburn, Florida, Florida State, Georgia, LSU, Miami (Fla.), Michigan, Minnesota, Nebraska, Notre Dame, Ohio State, Oklahoma, Penn State, Pittsburgh, SMU, Texas, Texas A&M and USC.

A TRIO OF EXCELLENCE

▶ TCU is one of just nine schools nationally with a Heisman Trophy winner (Davey O'Brien, 1938), NFL Most Valuable Player (LaDainian Tomlinson, 2006) and Super Bowl MVP (Larry Brown, Dallas Cowboys, Super Bowl XXX). The others are Alabama, BYU, Florida, Georgia, Michigan, Notre Dame, Syracuse and USC.

COLLEGE GAMEDAY

▶ TCU is 8-3 when ESPN's College GameDay has been present and 7-0 with the game on a campus:

Year	Opponent	Result
2009	at No. 16 BYU	W, 38-7
2009	No. 16 Utah	W, 55-28
2010	at No. 5 Utah	W, 47-7
2011	vs. No. 5 Wisconsin*	W, 21-19
2014	at No. 20 West Virginia	W, 31-30
2017	No. 23 West Virginia	W, 31-24
2018	vs. No. 4 Ohio State^	L, 28-40
2022	at No. 19 Kansas	W, 38-31
2022	at No. 18 Texas	W, 17-10
2022	vs. No. 10 Kansas State#L	28-31 (OT)
2023	vs. No. 1 Georgia@	L, 7-65

*Rose Bowl; Pasadena, Calif.

^Arlington, Texas

#Big 12 Championship; Arlington, Texas

@CFP National Championship; Los Angeles

2023 GAME-BY-GAME STARTERS

TCU OFFENSE

Pos.	CU	NICH	UH	SMU	WVU	ISU	BYU	KSU	TTU	UT	BU	OU
QB	Morris	Morris	Morris	Morris	Morris	Morris	Hoover	Hoover	Hoover	Hoover		
RB	Bailey	Bailey	Bailey	Bailey	Bailey	Bailey	Bailey	Bailey	Bailey	Bailey		
TE	Wiley	Wiley	Wiley	Wiley	Wiley	Wiley	Wiley	Wiley	Wiley	Wiley		
IWR	Richardson	Earle	Richardson	Richardson	Richardson	Richardson	Richardson	Richardson	Richardson	Richardson	Richardson	
LWR	Williams	Robinson	Williams	Williams	Williams	Williams	Williams	Williams	Williams	Williams	Williams	
RWR	Wright	Thompson	Robinson	Robinson	Wright	Wright	Wright	Wright	Wright	Wright	Robinson	
LT	Coker	Coker	Coker	Coker	Coker	Coleman	Coleman	Coleman	Coleman	Coleman	Coleman	
LG	Coleman	Coleman	Coleman	Coleman	Tay.-Whitfield	Deery	Deery	Deery	Deery	Deery	Deery	
C	Lanz	Lanz	Lanz	Lanz	Lanz	Lanz	Lanz	Lanz	Lanz	Lanz	Lanz	
RG	Patrick	Patrick	Patrick	Patrick	Patrick	Patrick	Patrick	Patrick	Patrick	Patrick	Patrick	
RT	Nichols	Nichols	Nichols	Nichols	Nichols	Coker	Coker	Coker	Coker	Coker	Coker	

TCU DEFENSE

Pos.	CU	NICH	UH	SMU	WVU	ISU	BYU	KSU	TTU	UT	BU	OU
DE	Oyewale	Oyewale	Oyewale	Oyewale	Oyewale	Oyewale	Oyewale	Oyewale	Williams	Williams		
NT	Williams	Williams	Williams	Williams	Williams	Williams	Williams	Williams	Misi	Misi		
DE	Fox	Fox	Fox	Fox	Fox	Fox	Fox	Fox	Fox	Fox		
SLB	Obiazor	Obiazor	Obiazor	Obiazor	Obiazor	Obiazor	Obiazor	Obiazor	Obiazor	Obiazor	Obiazor	
MLB	Hodge	Hodge	Hodge	Hodge	Hodge	Hodge	Hodge	Hodge	Hodge	Hodge	Hodge	
WLB	Hodges	Hodges	Hodges	Banks	Banks	Banks	Banks	Banks	Hodges	Banks		
CB	Newton	Newton	Newton	Newton	Newton	Newton	Newton	Newton	Newton	Newton	Newton	
FS	Clark	Clark	Clark	Clark	Clark	Camara	Clark	Clark	Clark	Clark	Camara	
N	Foster	Foster	Foster	Foster	Foster	Foster	Bradford	Bradford	Bradford	Bradford	Bradford	
SS	Perry	Perry	Perry	Perry	Perry	Perry	Perry	Perry	Perry	Perry	Perry	
CB	Helm	Helm	Helm	Helm	Helm	Helm	Helm	Helm	Helm	Helm	Helm	

HEAD COACH SONNY DYKES (@CoachSonnyDykes)

HORNED FROGS UNDER DYKES

Situation	Record
Score First	12-3
When Opp. Scores First	5-5
Lead at the Half	14-1
Trail at the Half	2-7
Tied at the Half	1-0
Lead After 3 Quarters	15-0
Trail After 3 Quarters	2-7
Tied After 3 Quarters	0-1
Games Decided in OT	1-1
300+ Yards of Offense	16-7
400+ Yards of Offense	15-4
500+ Yards of Offense	5-1
100+ Rushing Yards	17-5
200+ Rushing Yards	7-2
200+ Passing Yards	14-6
300+ Passing Yards	8-2
Win Time of Possession	10-0
Opp. Under 100 Rush Yds.	5-1
Opp. At or Under 200 Total Yards	1-0
Opp. At or Under 300 Total Yards	5-0
Opp. At or Under 400 Total Yards	11-2
Allow 400+ Total Yards	6-6
Allow 500+ Total Yards	3-3

TCU CAREER RECORD BREAKDOWN

vs. Conference Opponents	11-6
vs. Nonconference Opponents	6-2
vs. Ranked Opponents	6-3
Home Games	9-3
Road Games	7-3
Neutral Site Games	1-2
August	0-0
September	6-2
October	6-2
November	4-2
December	1-1
January	0-1

HEAD COACHING RECORD

Year	School	Won	Lost	Pct.	Bowl
2010	LA Tech	5	7	.417	
2011	LA Tech	8	5	.615	Poinsettia
2012	LA Tech	9	3	.750	
2013	Cal	1	11	.083	
2014	Cal	5	7	.417	
2015	Cal	8	5	.615	Armed Forces
2016	Cal	5	7	.417	
2017	SMU	0	1	.000	Frisco
2018	SMU	5	7	.417	
2019	SMU	10	3	.769	Boca Raton
2020	SMU	7	3	.700	
2021	SMU	8	4	.667	Fenway
2022	TCU	13	2	.867	CFP/Fiesta
2023	TCU	4	6	.400	
Totals		88	71	.553	(12 Years)

RANKED WINS AS A HEAD COACH

Date	Opponent	Score
California		
9/17/16	No. 11 Texas	50-43
10/1/16	No. 18 Utah	28-23
SMU		
11/3/18	No. 17 Houston	45-31
9/21/19	at No. 25 TCU	41-38
10/3/20	No. 25 Memphis	30-27
TCU		
10/1/22	No. 18 Oklahoma	55-24
10/8/22	at No. 19 Kansas	38-31
10/15/22	No. 8 Oklahoma State	43-40 (2OT)
10/22/22	No. 17 Kansas State	38-28
11/12/22	at No. 18 Texas	17-10
12/31/22	vs. No. 2 Michigan	51-45

VS. ALL OPPONENTS

Abilene Christian	1-0
Air Force	1-0
Arizona	0-2
Arizona State	1-1
Arkansas State	1-0
Baylor	1-0
Boise State	0-1
BYU	1-1
Central Arkansas	1-0
Cincinnati	0-3
Colorado	2-2
Connecticut	1-0
East Carolina	1-1
Florida Atlantic	0-1
Fresno State	1-1
Georgia	0-1
Grambling State	2-0
Hawaii	1-2
Houston	4-2
Houston Baptist	1-0
Idaho	3-0
Illinois	1-0
Iowa State	1-1
Kansas	1-0
Kansas State	1-2
Louisiana Tech	1-1
Memphis	1-3
Michigan	1-1
Mississippi State	0-1
Navy	3-2
Nevada	1-1
New Mexico State	3-0
Nicholls	1-0
North Texas	3-1
Northwestern	1-1
Ohio State	0-1
Oklahoma	1-0
Oklahoma State	1-0
Ole Miss	1-0
Oregon	1-3
Oregon State	2-2
Portland State	1-0
Rice	1-0
Sacramento State	1-0
San Diego State	1-1
San Jose State	2-1
SMU	2-0
South Florida	2-0
Southern Miss	0-2
Stanford	0-4
Stephen F. Austin	1-0
Tarleton	1-0
TCU	2-2
Temple	2-0
Texas	3-1
Texas A&M	0-2
Texas State	3-0
Texas Tech	1-1
Tulane	4-0
Tulsa	1-3
UCF	1-1
UCLA	1-3
UNLV	1-0
USC	0-4
Utah	1-1
Utah State	2-1
UTSA	1-0
Virginia	1-0
Washington	1-3
Washington State	2-2
West Virginia	1-1
Total	88-71

2023 TCU NUMERICAL ROSTER

No.	Name	Pos.	Ht.	Wt.	Yr.	Hometown (High School)/Last	No.	Name	Pos.	Ht.	Wt.	Yr.	Hometown (High School)/Last
0	Shad Banks Jr.	LB	6-1	250	JR	Houston, Texas (North Shore)/Texas A&M	40	Franklin Estrada II	RB	5-11	193	SO	Carrollton, Texas (Hebron)
0	Cam Cook	RB	5-11	195	FR	Round Rock, Texas (Stony Point)	40	Keviyani Huddlestone	DL	6-2	255	FR	Tyler, Texas (Chapel Hill)
1	Abe Camara	S	6-0	190	JR	Alpharetta, Ga. (West Forsyth)/ Coffeyville CC	41	Hunter Krepp	WR	6-1	180	RFR	Dallas, Texas (Jesusit Dallas)
1	Cordale Russell	WR	6-4	210	FR	Mesquite, Texas (North Mesquite)	41	T.J. Willson	LB	6-0	215	RFR	Loomis, Calif. (Del Oro)
2	Josh Newton	CB	6-0	190	SR	Monroe, La. (Ouachita Parish)/ULM	42	Zachary Chapman	DL	6-5	260	FR	Missouri City, Texas (Fort Bend Marshall)
2	Trey Sanders	RB	6-0	222	JR	Port Saints Joe, Fla. (IMG Academy)/ Alabama	42	Brent Maticisk	TE	6-2	247	JR	McKinney, Texas (McKinney Boyd)
3	Mark Perry	S	6-0	215	SR	Rancho Cucamonga, Calif. (Rancho Cucamonga)/Colorado	43	Blake Baldwin	LB	6-0	220	SO	Clovis, Calif. (Clovis East)
3	Savion Williams	WR	6-5	225	JR	Marshall, Texas (Marshall)	43	Joe Staubach	WR	6-1	190	RFR	Dallas, Texas (Jesusit Dallas)
4	Chandler Morris	QB	6-0	190	SO	Highland Park, Texas (Highland Park)/ Oklahoma	44	Rick D'Abreu	DL	6-2	280	SR	Chester, Va. (Thomas Dale)/ East Carolina
4	Namdi Obiazor	LB	6-3	225	JR	Eden Prairie, Minn. (Eden Prairie)/ Iowa Western CC	44	Ben Reppenhagen	TE	6-3	251	SO	Edina, Minn. (Saint Thomas Academy)
6	Jamoi Hodge	LB	6-2	235	SR	Winston-Salem, N.C. (Reynolds)/ Independence CC	46	Daveion Crawford	S	5-11	210	SR	La Porte, Texas (La Porte)/Ellsworth CC
6	Chase Jackson	WR	6-2	180	SO	Choctaw, Okla. (Choctaw)	47	Jake Boozer	LB	6-2	225	SO	Waco, Texas (Bishop Louis Reicher Catholic)
7	Channing Canada	CB	6-1	190	SO	Boutte, La. (Hahnville)/ Trinity Valley CC	49	Austin Scheets	WR	6-8	209	SO	Colleyville, Texas (Covenant Christian Academy)/ Weatherford College
7	JP Richardson	WR	6-0	190	JR	Missouri City, Texas (Ridge Point)/ Oklahoma State	50	Brione Ramsey-Brooks	OL	6-5	455	FR	Dallas, Texas (South Oak Cliff)
9	Emani Bailey	RB	5-9	207	JR	Denton, Texas (Ryan)/Louisiana	51	Coltin Deery	OL	6-4	345	SO	Glen Mills, Penn. (Malvern Prep) Maryland
9	Marcel Brooks	LB	6-2	215	JR	Fort Worth, Texas (Marcus)/LSU	51	Luke Lingard	LB	6-1	225	SO	Colleyville, Texas (Colleyville Heritage)
10	Thomas Armstrong	LB	6-3	235	JR	Hollywood, Fla. (Chaminade-Madonna College Preparatory)	52	Ezra Dotson-Oyetade	OL	6-3	285	SO	Garland, Texas (Lakeview Centennial)/ Arizona State
10	Josh Hoover	QB	6-1	196	RFR	Heath, Texas (Rockwall-Heath)	52	Damonic Williams	DL	6-2	320	SO	Torrance, Calif. (Alemany)
11	Chace Biddle	S	6-0	207	SO	Garland, Texas (Garland)	53	John Lanz	OL	6-4	315	SR	Argyle, Texas (Guyer)
11	JoJo Earle	WR	5-10	176	JR	Fort Worth, Texas (Aledo)/ Alabama	54	Quinton Harris	OL	6-8	315	RFR	Arlington, Texas (Seguin)
12	Terrence Cooks Jr.	LB	6-2	230	SO	Pearland, Texas (Shadow Creek)/Texas	55	Blake Jones	DL	6-2	240	RFR	Brenham, Texas (Brenham)
12	Lafayette Kaiuway	TE	6-6	250	FR	Arlington, Texas (Sam Houston)	55	Robby Rochester	OL	6-5	285	SO	Southlake, Texas (Carroll)/UConn
13	Luke Pardee	QB	6-1	180	SO	Houston, Texas (Klein Cain)	56	Ben Taylor-Whitfield	OL	6-6	325	FR	Duncanville, Texas (Duncanville)
13	Jaylon Robinson	WR	5-9	180	SR	Fort Worth, Texas (All Saints Episcopal)/ Ole Miss	57	Johnny Hodges	LB	6-2	240	JR	Darnestown, Md. (Quince Orchard)/Navy
13	Mason White	CB	6-1	185	JR	Van Nuys, Calif. (Birmingham Charter)/ Mount San Antonio College	58	Trenton Dickey	DL	6-4	270	JR	Hardin, Texas (Hardin)
14	DJ Allen	WR	5-11	205	RFR	Gladewater, Texas (Gladewater)	59	Tico Brown	DL	6-1	295	SR	Kokomo, Ind. (Homestead)/Missouri State
14	Randon Fontenette	S	6-3	215	FR	Freepport, Texas (Brazosport)	61	Riley Self	OL	6-4	305	SO	Lufkin, Texas (Lufkin)
15	Josh Foster	S	6-2	200	SR	Newton, Texas (Newton)	64	Jackson McNeff	OL	6-5	270	FR	Plano, Texas (Prestonwood Christian Academy)
15	Grant Tisdale	QB	6-0	226	SR	Allen, Texas (Allen)/ Southeastern Louisiana	65	Mike Stoker	OL	6-5	315	FR	Dallas, Texas (South Oak Cliff)
16	Jaionte McMillan	CB	5-11	190	SO	Atlanta, Ga. (Rockdale County)	67	Hudson White	OL	6-2	290	SO	Abilene, Texas (Wylie)
16	Dylan Wright	WR	6-3	210	JR	Dallas, Texas (West Mesquite)/Minnesota	68	Mike Nichols	OL	6-5	315	JR	Justin, Texas (Northwest)
17	Trent Battle	RB	6-1	210	SO	Daphne, Ala. (Daphne)	69	Gannon Gaubert	OL	6-1	315	RFR	Dallas, Texas (Highland Park)
18	Jack Bech	WR	6-2	220	JR	Lafayette, La. (St. Thomas More)/LSU	71	Marcus Williams	OL	6-7	340	JR	Longview, Texas (Longview)
18	Ish Burdine	CB	6-1	195	JR	Slidell, La. (Slidell)/Missouri	72	Jasper Lott	OL	6-5	295	SO	Argyle, Texas (Argyle)
19	Jonathan Bax	LB	6-3	235	FR	New Orleans, La. (Edna Karr)	73	Willis Patrick	OL	6-4	338	SR	Grand Prairie, Texas (Mansfield)/ Jackson State
19	Jared Wiley	TE	6-7	260	SR	Temple, Texas (Temple)/Texas	74	Andrew Coker	OL	6-7	315	JR	Katy, Texas (James E. Taylor)
20	Rohan Fluellen	WR	6-0	175	FR	Gilmer, Texas (Gilmer)	76	Garrett Hayes	OL	6-5	315	JR	Athens, Texas (Athens)
20	Champ Lewis	CB	6-1	180	RFR	New Orleans, La. (Warren Easton)	77	Brandon Coleman	OL	6-6	320	SR	Denton, Texas (Denton)/Trinity Valley CC
21	Bud Clark	S	6-2	190	SO	Alexandria, La. (Alexandria)	78	Cooper Powers	OL	6-5	315	FR	Danville, Calif. (De La Salle)
21	Corey Wren	RB	5-10	195	JR	New Orleans, La. (John Curtis Christian)/ Florida State	79	Tommy Brockermeier	OL	6-5	310	SO	Fort Worth, Texas (All Saints' Episcopal)/ Alabama
22	Major Everhart	WR	5-11	175	RFR	Amarillo, Texas (Tascosa)	80	DJ Rodgers	TE	6-4	250	SO	Sammamish, Wash. (Eastside Catholic)
22	Jordan Lester	S	6-2	190	FR	Mesquite, Texas (Horn)	81	Chase Curtis	TE	6-5	235	JR	Pittsburg, Kan. (Pittsburg)/ Neosho County CC
23	Derrick Carroll	RB	6-1	206	FR	Memphis, Tenn. (Briarcrest Christian)	83	Keagan Cunningham	WR	6-2	172	SO	Denton, Texas (Ryan)
23	Javeon Wilcox	S	6-1	200	FR	Temple, Texas (Lake Belton)	84	Warren Thompson	WR	6-3	205	SR	Seffner, Fla. (Armwood)/ Arkansas
24	Avery Helm	CB	6-1	185	JR	Missouri City, Texas (Fort Bend Marshall)/ Florida	85	Parker Clark	WR	6-1	195	RFR	Fort Worth, Texas (All Saints Episcopal)
24	Jimmy Weirick	QB	5-11	195	SR	Pickerington, Ohio (Pickerington North)/ Wofford	86	Drew Scott	WR	6-2	198	SR	Dallas, Texas (Highland Park)
25	Jamel Johnson	S	6-1	200	FR	Arlington, Texas (Seguin)	87	Blake Nowell	WR	6-4	207	JR	Ardmore, Okla. (Plainview)
26	Vernon Glover	CB	6-1	175	FR	Dickinson, Texas (Dickinson)	88	Curtis Raymond III	TE	6-4	230	SR	Dripping Springs, Texas (Dripping Springs)/Cornell
27	Jordyn Bailey	WR	5-10	170	FR	Denton, Texas (Ryan)	89	Stayton Ankrom	WR	6-2	201	RFR	San Antonio, Texas (Reagan)
28	Millard Bradford	S	5-11	190	SR	Helotes, Texas (O'Connor)/ Fork Union Military Academy	90	Caleb Fox	DL	6-3	295	JR	The Woodlands, Texas (The Woodlands)/ Stephen F. Austin
31	Jake Milliman	S	6-3	200	FR	Lake Forest, Ill. (Lake Forest)	91	Tymon Mitchell	DL	6-3	310	JR	Nashville, Tenn. (Franklin Road)/Georgia
29	Jacob Porter	QB	6-2	178	RFR	Fort Worth, Texas (Timber Creek)	92	Luke Dodds	DL	6-4	250	SO	Round Rock, Texas (Round Rock)
30	Kylan Salter	LB	6-2	220	FR	Cedar Hill, Texas (Cedar Hill)	94	Micheal Ibukun-Okeyode	DL	6-6	265	RFR	Garland, Texas (Rowlett)
31	Jordy Sandy	P	6-3	215	SR	Traralgon, Australia (ProKick Australia)	95	Markis Deal	DL	6-5	315	FR	Garland, Texas (Naaman Forest)
32	Brant Ahlfinger	RB	5-10	223	RFR	Fort Worth, Texas (All Saints Episcopal)	96	Connor Lingren	DL	6-5	315	RFR	College Station, Texas (College Station)
32	Kevin Ward	S	6-0	205	SO	Springfield, Mo. (Kickapoo)	96	Nate McCashland	PK	5-10	175	FR	Lincoln, Neb. (Southeast)
33	Max Carroll	LB	6-3	220	FR	Memphis, Tenn. (Briarcrest Christian)	97	Easton Black	PK/P	6-3	195	RFR	Peoria, Ariz. (Sunrise Mountain)
34	Zach Marcheselli	LB	6-2	225	JR	Broken Arrow, Okla. (Broken Arrow)	97	Paul Oyewale	DL	6-4	275	RFR	Houston, Texas (Langham Creek)
35	Colton Dobson	WR	5-11	170	SO	Nolensville, Tenn. (Nolensville)	98	Avion Carter	DL	6-4	285	FR	Amarillo, Texas (Tascosa)
35	Joshua Spaeth	S	5-9	180	FR	Southlake, Texas (Southlake Carroll)	98	Logan Frederic	LS	6-3	210	RFR	Littleton, Colo. (Heritage)
36	Joe Laterza	WR	6-5	202	SO	Arlington Heights, Ill. (Saint Viator)	99	Luke Laminack	PK	5-11	182	SO	Amarillo, Texas (Amarillo)
36	Ryan Quintanar	LB	6-0	220	SO	Los Angeles, Calif. (Loyola)	99	Soni Misi	DL	6-2	330	SR	Rohnert Park, Calif. (Rancho Cotate)/ Santa Rosa JC
37	Hudson Hooper	LB	6-2	230	FR	Cypress, Texas (Bridgeland)							
39	Griffin Kell	PK	6-0	190	SR	Arlington, Texas (Arlington)							
39	Matthew Kerr	LB	6-4	230	SO	Mason, Texas (Mason)							

TCU DEPTH CHART

OFFENSE

Pos.	No.	Player	Ht.	Wt.	Cl.
QB	10	Josh Hoover	6-1	196	RFr.
	4	Chandler Morris	6-0	190	So.
	24	Jimmy Weirick	5-11	195	Sr.
RB	9	Emani Bailey	5-9	207	Jr.
	2	Trey Sanders OR	6-0	222	Jr.
	17	Trent Battle	6-1	210	So.
	0	Cam Cook OR	5-11	195	Fr.
	21	Corey Wren	5-10	195	Jr.
TE	19	Jared Wiley	6-7	260	Sr.
	81	Chase Curtis OR	6-5	235	Jr.
	80	DJ Rogers	6-4	250	So.
	12	Lafayette Kaiuway	6-6	250	Fr.
IWR	7	JP Richardson OR	6-0	190	Jr.
	11	JoJo Earle OR	5-10	176	Jr.
	18	Jack Bech	6-2	220	Jr.
	22	Major Everhart	5-11	175	RFr.
	27	Jordyn Bailey	5-10	170	Fr.
	20	Rohan Fluellen	6-0	175	Fr.
LWR	3	Savion Williams	6-5	225	Jr.
	14	DJ Allen	5-11	205	RFr.
	6	Chase Jackson	6-2	180	So.
RWR	13	Jaylon Robinson OR	5-9	180	Sr.
	87	Blake Nowell	6-4	207	Jr.
	1	Cordale Russell	6-4	210	Fr.
LT	77	Brandon Coleman	6-6	320	Sr.
	71	Marcus Williams	6-7	340	Jr.
	54	Quinton Harris	6-8	315	RFr.
LG	51	Coltin Deery	6-4	345	So.
	56	Ben Taylor-Whitfield	6-6	325	Fr.
C	53	John Lanz	6-4	315	Sr.
	52	Ezra Dotson-Oyetade	6-3	285	So.
RG	73	Willis Patrick	6-4	338	Sr.
	76	Garrett Hayes	6-5	315	Jr.
RT	74	Andrew Coker	6-7	315	Jr.
	68	Mike Nichols	6-5	315	Jr.

SPECIALISTS

PK	39	Griffin Kell	6-0	190	Sr.
	96	Nate McCashland	5-10	175	Fr.
H	31	Jordy Sandy	6-3	215	Sr.
	97	Easton Black	6-3	195	Fr.
LSN	42	Brent Maticcik	6-2	247	Jr.
	98	Logan Frederic	6-3	210	Fr.
SSN	42	Brent Maticcik	6-2	247	Jr.
	98	Logan Frederic	6-3	210	Fr.
KO	39	Griffin Kell	6-0	190	Jr.
	96	Nate McCashland	5-10	175	Fr.
P	31	Jordy Sandy	6-3	215	Sr.
	97	Easton Black	6-3	195	Fr.
PR	7	JP Richardson	6-0	190	Jr.
	11	JoJo Earle	5-10	176	Jr.
KR	22	Major Everhart	5-11	175	RFr.
	21	Corey Wren	5-10	195	Jr.

DEFENSE

Pos.	No.	Player	Ht.	Wt.	Cl.
DE	97	Paul Oyewale	6-4	275	RFr.
	44	Rick D'Abreu OR	6-2	280	Sr.
	94	Micheal Ibukun-Okeyode	6-6	265	RFr.
NT	52	Damonic Williams	6-2	320	So.
	91	Tymon Mitchell	6-3	310	Jr.
	99	Soni Misi OR	6-2	330	Sr.
	95	Markis Deal	6-5	315	Fr.
DE	90	Caleb Fox	6-3	315	Jr.
	42	Zachary Chapman	6-5	260	Fr.
	59	Tico Brown	6-2	295	Sr.
SLB	4	Namdi Obiazor	6-3	225	Jr.
	34	Zach Marcheselli OR	6-2	225	Jr.
	9	Marcel Brooks	6-2	215	Jr.
MLB	6	Jamoi Hodge	6-2	235	Sr.
	19	Jonathan Bax	6-3	235	Fr.
WLB	0	Shad Banks Jr. OR	6-1	250	Jr.
	57	Johnny Hodges	6-2	240	Jr.
	12	Terrence Cooks	6-2	230	So.
CB	2	Josh Newton	6-0	190	Sr.
	7	Channing Canada	6-1	190	So.
	20	Champ Lewis	6-1	180	RFr.
	26	Vernon Glover	6-1	175	Fr.
FS	21	Bud Clark	6-2	190	So.
	11	Chace Biddle	6-0	207	So.
	22	Jordan Lester	6-2	190	Fr.
N	28	Millard Bradford OR	5-11	190	Sr.
	15	Josh Foster	6-2	200	Sr.
	14	Randon Fontenette	6-3	215	Fr.
SS	3	Mark Perry OR	6-0	215	Sr.
	1	Abe Camara	6-0	190	Jr.
	25	Jamel Johnson	6-1	200	Fr.
CB	24	Avery Helm	6-1	185	Jr.
	13	Mason White	6-1	185	Jr.
	16	Jaionte McMillan	5-11	190	So.

TCU CAREER STARTS

No.	Player	Starts	No.	Player	Starts
1.	Andrew Coker, OL	45	19.	Willis Patrick, OL	10
2.	Brandon Coleman, OL	32		Josh Foster, S	9
	Jamoi Hodge, LB	32		Chandler Morris, QB	9
4.	Savion Williams, WR	27		JP Richardson, WR	9
5.	Millard Bradford, S	25	22.	Shad Banks Jr., LB	8
	Josh Newton, CB	25		Paul Oyewale, DL	8
	Damonic Williams, DL	25	24.	Dylan Wright, WR	6
8.	Mark Perry, S	24	25.	Coltin Deery, OL	5
9.	John Lanz, OL	22		Soni Misi, DL	5
10.	Bud Clark, S	20		Mike Nichols, OL	5
11.	Johnny Hodges, LB	18	28.	Josh Hoover, QB	4
12.	Jared Wiley, TE	14		Jaylon Robinson, WR	4
13.	Namdi Obiazor, LB	12	30.	Trent Battle, RB	1
14.	Emani Bailey, RB	10		JoJo Earle, WR	1
	Abe Camara, S	10		Ben Taylor-Whitfield, OL	1
	Caleb Fox, DL	10		Warren Thompson, WR	1
	Avery Helm, CB	10			

PRONUNCIATION GUIDE

Emani Bailey, RB _____ ee-MAWN-ee
 Rick D'Abreu, DL _____ Duh-Brew
 Micheal Ibukun-Okeyode, DL _____ ee-boo-koon Okay-oh-day
 Namdi Obiazor, S _____ nam-dee Oh-bee-eye-zor
 Paul Oyewale, DL _____ Oh-yay-wall-ay
 Damonic Williams, DL _____ DOM-in-ick
 Dylan Wright, WR _____ DAY-lynn

2023 DEPTH CHART PLAYER BRIEFS

OFFENSE

QB	10	Josh Hoover	6-1	196	RFr.	Started the last 4 games; Topped 300 yards passing 3 times; 37-of-58, 439 yards, 4 TDs vs. BYU in his first career start
	4	Chandler Morris	6-0	190	So.	Has not played since suffering an injury in the Oct. 7 ISU game; 65.8 comp. pct. on pace to finish 4th in a season at TCU
	24	Jimmy Weirick	5-11	195	Sr.	Wofford transfer who arrived at TCU in the middle of fall camp; Set Terrier season record for passing yds (2,480) in '22
RB	9	Emani Bailey	5-9	207	Jr.	98 yds vs. UT to give him 1,006 on the season; 16th in FBS in rushing; Has 5 100-yd games; Played 2 seasons at Louisiana
	2	Trey Sanders OR	6-0	222	Jr.	Tied for team lead w/ 5 rushing TDs; 3 TDs vs. CU in TCU debut; Alabama transfer; Nation's No. 1 RB coming out of HS
	17	Trent Battle	6-1	210	So.	22 yds rushing, 3 rec.; Came to TCU as a QB; Blocked a punt which led to a TD vs. Nicholls; Dad, Allen, played in MLB
	0	Cam Cook OR	5-11	195	Fr.	4th on TCU w/ 43 yards; Four-star recruit; No. 23 RB in nation; Rushed for 1,589 yds, 20 TDs on 9.4 avg. as a HS senior
	21	Corey Wren	5-10	195	Jr.	Has 26 yds rushing; Also used as a KR; Limited by injury to 7 games last year; Played his first 2 seasons at Florida State
TE	19	Jared Wiley	6-7	260	Sr.	Career-best 6 catches vs. UT; Tied for team lead w/ 4 TD catches, 3rd w/ 32 rec.; 2 TDs vs. SMU; Played 3 yrs at Texas
	81	Chase Curtis OR	6-5	235	Jr.	15 receptions after entering '23 w/ 1 career catch; Career-best 4 rec. at K-State; First career TD vs. SMU; JC shortstop
	80	DJ Rogers	6-4	250	So.	First collegiate TD part of career-best 3 rec. at Tech; 6-77 on year for first 6 rec. of career; 1st-Team Academic All-Big 12
IWR	7	JP Richardson OR	6-0	190	Jr.	Tied for team lead w/ 36 rec.; First career 100-yd game w/ 6-104 vs. BYU; 2nd player in history w/ a TD for & against TCU
	11	JoJo Earle OR	5-10	176	Jr.	Fort Worth native who played previous 2 years at Alabama; Has 12 rec.; 4-yd scoring grab vs Nicholls for first TD at TCU
	18	Jack Bech	6-2	220	Jr.	Has 10 catches for 110 yards; Led LSU w/ 43 rec. as a true freshman in '21; 4 starts, 16 rec. for the Tigers in '22
	22	Major Everhart	5-11	175	RFr.	14 rec., 140 yds; Career-high 4 catches vs SMU; 86-yd KR vs. Colorado; Rated by 247Sports as nation's No. 37 RB
LWR	3	Savion Williams	6-5	225	Jr.	Career day w/ 11 receptions, 164 yards vs. Texas; Tied for TCU lead w/ a career-best 36 catches, 4 TDs; Former HS QB
	14	DJ Allen	5-11	205	RFr.	Has 2 receptions; Sidelined by injury last season; Four-star recruit ranked as the No. 28 WR in the nation
	6	Chase Jackson	6-2	180	So.	Has played in the last 4 games; Sidelined by injury the opening 6 contests; Had 2 catches while playing 7 games in '22
RWR	13	Jaylon Robinson OR	5-9	180	Sr.	Fort Worth native 4th on TCU w/ 26 catches; Season-best 7 rec. vs. BYU; Also played for Oklahoma, UCF & Ole Miss
	87	Blake Nowell	6-4	207	Jr.	Has 9 catches for 90 yards; Tied a career-high w/ 3 rec. at Tech; Returned a blocked punt for a TD against Nicholls
LT	77	Brandon Coleman	6-6	320	Sr.	Started 32 of last 34 games, including at LT all 15 contests last year; Started at LT last 5 games; 11 career starts at LG
	71	Marcus Williams	6-7	340	Jr.	Played in 20 games the last 2 seasons; Two-time Academic All-Big 12
LG	51	Coltin Deery	6-4	345	So.	Started the last 5 games at LG; 2 starts at center while playing 10 games for Maryland in '22; Standout HS wrestler
	56	Ben Taylor-Whitfield	6-6	325	Fr.	First career start vs. WVU; First TCU true freshman to start on o-line since '12; Nation's 73rd-ranked OT by 247Sports
C	53	John Lanz	6-4	315	Sr.	Longest-tenured Horned Frog at 6 years in the program; Has 22 career starts; Graduate student
	52	Ezra Dotson-Oyetade	6-3	285	So.	Garland, Texas, native who began his career at Arizona State; Season debut in BYU game; Played in 2 contests last year
RG	73	Willis Patrick	6-4	338	Sr.	Has started all 10 games; Began his career at Division II Angelo State before playing the 2022 season at Jackson State
	76	Garrett Hayes	6-5	315	Jr.	Played in each game this season; Consensus four-star recruit ranked by 247Sports as the No. 10 OT in the nation
RT	74	Andrew Coker	6-7	315	Jr.	Has made 37 consecutive starts, 32 at RT and 5 at LT; Team Captain; Grad student; 2-time Academic All-Big 12 recipient
	68	Mike Nichols	6-5	315	Jr.	First 5 career starts came in opening 5 games this season; Played in first 5 games in '22 before a season-ending injury

DEFENSE

DE	97	Paul Oyewale	6-4	275	RFr.	2nd on team w/ 3.0 sacks, inc. 2.0 at hometown Houston; T-2nd on TCU w/ 5.0 TFLs; First 8 career starts in '23
	44	Rick D'Abreu OR	6-2	280	Sr.	5th on TCU w/ 4.5 TFLs; 2.0 TFLs, 4 stops at ISU; East Carolina transfer; 6.0 sacks, 10.5 TFLs, 41 games as a Pirate
	94	Micheal Ibukun-Okeyode	6-6	265	RFr.	Has 2.5 TFLs as part of 13 stops; Preserved redshirt in '22 by playing in 4 regular-season games & exempt Fiesta Bowl
NT	52	Damonic Williams	6-2	320	So.	Preseason All-Big 12; Started all 25 games at TCU; 30 stops w/ 4.0 TFLs; Collegiate debut while still 17 at Colorado in '22
	91	Tymon Mitchell	6-3	310	Jr.	Had the tackle on a 4th-down stop vs. UT to set up a TCU score; 11 stops; 3 sacks last year; On Georgia's '21 title team
DE	90	Caleb Fox	6-3	315	Jr.	22 stops w/ 2.0 sacks; T-6th w/ 4.0 TFLs, including 1.5 at Tech; Played for TCU d-line coach JaMarkus McFarland at SFA
	42	Zachary Chapman	6-5	260	Fr.	Four-star recruit; Rated the nation's No. 51 defensive lineman; Also competed in the shot put in high school
SLB	4	Namdi Obiazor	6-3	225	Jr.	Tops TCU w/ 76 tackles, 4.0 sacks; Has a sack in 3 of last 4 gms; Career-high 13 stops at K-State; 2 starts at safety in '22
	34	Zach Marcheselli OR	6-2	225	Jr.	Combined on 4th-down TFL in goal-line stand vs. WVU; First career Int. at UH; 5 tackles; Played in all 15 games in '22
	9	Marcel Brooks	6-2	215	Jr.	7 stops, 2 QBH on season; 3 tackles vs. BYU; HS WR; Played in 11 games as a true freshman for LSU's 2019 title team
MLB	6	Jamoi Hodge	6-2	235	Sr.	2nd on TCU w/ 62 stops, 5.0 TFLs; Tops w/ 8 QBH; Team-best 11 tackles vs. Texas, 2nd-best career total; Team Captain
	19	Jonathan Bax	6-3	235	Fr.	Early enrollee who took part in spring practice; No. 30 overall prospect in Louisiana; Nation's No. 69 edge rusher
WLB	0	Shad Banks Jr. OR	6-1	250	Jr.	Started 6 games; Team-best 5.5 TFLs; 4th on TCU w/ 43 stops; 7 tackles in Texas game; Has also been a KR; WR in HS
	57	Johnny Hodges	6-2	240	Jr.	Missed 6 games w/ injury; Still 8th on TCU w/ 28 stops; Returned to action at Tech w/ 7 tackles; Has 4.0 TFLs, 2.0 sacks
	12	Terrence Cooks	6-2	230	So.	Has 4 stops w/ a TFL; Suffered a season-ending injury in fall camp last year; Played one season at Texas
CB	2	Josh Newton	6-0	190	Sr.	Preseason All-American; Tied for team lead w/ 6 PBUs; Int. vs. SMU; 56 career starts between TCU (25) & ULM (31)
	7	Channing Canada	6-1	190	So.	Career-high 7 tackles at Tech; Entered game w/ 8 stops; First career sack in SMU game; Nation's top-ranked JC CB
FS	21	Bud Clark	6-2	190	So.	Tied for team lead w/ 2 Ints., 6 PBUs; Has 27 tackles; Team Captain; Pick 6 vs. Michigan for TCU's first points in CFP win
	11	Chace Biddle	6-0	207	So.	Had a fumble recovery against Nicholls; Played in 12 games in '22; Ranked by ESPN as the No. 6 HS safety in the nation
N	28	Millard Bradford OR	5-11	190	Sr.	Ints. in last 2 home gms; Pick 6 vs. BYU on opening series; 40 tackles; 25 career starts T-2nd for TCU defensive players
	15	Josh Foster	6-2	200	Sr.	Started the opening 6 games; Has 19 stops w/ TFL; Season-best 6 tackles vs. WVU; 5th-year player w/ 58 career games
SS	3	Mark Perry OR	6-0	215	Sr.	3rd on TCU w/ 47 stops; 7 tackles vs. UT; 2nd on TCU w/ 84 tackles in '22; Academic All-Big 12; Played 3 yrs at Colorado
	1	Abe Camara	6-0	190	Jr.	Has 2 starts, inc. vs. Texas when he tied a career-high w/ 8 tackles; 6th on TCU w/ 35 stops; Made 8 starts in '22
CB	24	Avery Helm	6-1	185	Jr.	3rd on TCU w/ 5 PBUs; 22 stops; Equaled a career-high w/ 5 tackles at ISU; Started 13 games previous 2 years at Florida
	13	Mason White	6-1	185	Jr.	Van Nuys, Calif., native who totaled 5 Ints. and 6 PBUs at Mount San Antonio College last season

SPECIALISTS

PK	39	Griffin Kell	6-0	190	Sr.	4th year as starter; 57-yd FG vs. Nicholls tied TCU record, 56-yd make vs. Texas; Walk-off 40-yd FG at Baylor last season
H	31	Jordy Sandy	6-3	215	Sr.	Starting punter who has been the holder all 5 years he's been at TCU; 30-year-old Australian
SN	42	Brent Maticsk	6-2	247	Jr.	In his second season as the short and long snapper; Brother, Ross, snaps for the Jacksonville Jaguars
KO	39	Griffin Kell	6-0	190	Sr.	Has returned to handling kickoffs as he did his first 3 seasons; 36 touchbacks
P	31	Jordy Sandy	6-3	215	Sr.	5th year as starter; 41.9 season average; 10 of 32 punts inside the 20, 1 TB; Opponents w/ just 8 returns
PR	7	JP Richardson	6-0	190	Jr.	Career-long 18-yard punt return vs. Texas; 11.0 average on 4 returns for the season
KR	22	Major Everhart	5-11	175	RFr.	86-yard kickoff return to set up a TCU TD vs. Colorado; 40-yard return at Iowa State; Has a 22.6 season average
	21	Corey Wren	5-10	195	Jr.	Had 6 kickoff returns for an 18.3 yard average for Florida State from 2020-21

THE LAST TIME...

TEAM SCORED 60 OR MORE:

- ▶ TCU: 11/26/2022, 62 vs. Iowa State (W, 62-14)
- ▶ Opp.: 1/9/2023, 65, Georgia (L, 7-65)

TEAM SCORED 50 OR MORE:

- ▶ TCU: 12/31/2022, 51 vs. Michigan (W, 51-45)
- ▶ Opp.: 1/9/2023, 65, Georgia (L, 7-65)

TEAM SCORED DOUBLE DIGITS EACH QUARTER:

- ▶ TCU: 11/5/2016, at Baylor (W, 62-22)
- ▶ Opp.: 1/9/2023, Georgia (L, 7-65)

TEAM DID NOT SCORE A TOUCHDOWN:

- ▶ TCU: 10/21/2023, at Kansas State (L, 3-41)
- ▶ Opp.: 9/9/2023, Nicholls (W, 41-6)

TEAM HAD 600 OR MORE YARDS TOTAL OFFENSE:

- ▶ TCU: 10/1/2022, 668 vs. Oklahoma (W, 55-24)
- ▶ Opp.: 11/13/2021, 682, Oklahoma State (L, 17-63)

TEAM HAD 500 YARDS TOTAL OFFENSE:

- ▶ TCU: 10/14/2023, 584 vs. BYU (W, 44-11)
- ▶ Opp.: 10/21/2023, 587, Kansas State (L, 3-41)

TEAM HAD 400 YARDS TOTAL OFFENSE:

- ▶ TCU: 11/2/2023, 440 at Texas Tech (L, 28-35)
- ▶ Opp.: 11/11/2023, 482, Texas (L, 26-29)

TEAM HAD 200 OR FEWER YARDS TOTAL OFFENSE:

- ▶ TCU: 1/9/2023, 188 vs. Georgia (L, 7-65)
- ▶ Opp.: 11/12/2022, 199, Texas (W, 17-10)

TEAM PASSED FOR 500 OR MORE YARDS:

- ▶ TCU: 9/26/2015, 503 at Texas Tech (W, 55-52)
- ▶ Opp.: 9/2/2023, 510, Colorado (L, 42-45)

TEAM PASSED FOR 400 YARDS:

- ▶ TCU: 10/14/2023, 447 vs. BYU (W, 44-11)
- ▶ Opp.: 9/2/2023, 510, Colorado (L, 42-45)

TEAM PASSED FOR 300 YARDS:

- ▶ TCU: 11/11/2023, 302 vs. Texas (L, 26-29)
- ▶ Opp.: 11/11/2023, 317, Texas (L, 26-29)

TEAM PASSED FOR FEWER THAN 100 YARDS:

- ▶ TCU: 11/7/2020, 73 vs. Texas Tech (W, 34-18)
- ▶ Opp.: 9/4/2021, 76, Duquesne (W, 45-3)

TEAM COMPLETED 10 OR FEWER PASSES:

- ▶ TCU: 11/20/2021, 10 vs. Kansas (W, 31-28)
- ▶ Opp.: 9/30/2023, 10, West Virginia (L, 21-24)

TEAM HAD NO PASSING TOUCHDOWNS:

- ▶ TCU: 10/21/2023, at Kansas State (L, 3-41)
- ▶ Opp.: 10/14/2023, BYU (W, 44-11)

TEAM RUSHED FOR 300 YARDS OR MORE:

- ▶ TCU: 10/1/2022, 361 vs. Oklahoma (W, 55-24)
- ▶ Opp.: 10/21/2023, 343, Kansas State (L, 3-41)

TEAM RUSHED FOR 200 YARDS:

- ▶ TCU: 9/16/2023, 250 at Houston (W, 36-13)
- ▶ Opp.: 10/21/2023, 343, Kansas State (L, 3-41)

TEAM RUSHED FOR 100 YARDS OR FEWER:

- ▶ TCU: 11/11/2023, 88 vs. Texas (L, 26-29)
- ▶ Opp.: 10/14/2023, 91, BYU (W, 44-11)

TEAM HAD 60 OR MORE RUSHING ATTEMPTS:

- ▶ TCU: 9/28/2019, 61 vs. Kansas (W, 51-14)
- ▶ Opp.: 11/13/2021, 62, Oklahoma State (L, 17-63)

TEAM HAD 50 OR MORE RUSHING ATTEMPTS:

- ▶ TCU: 9/16/2023, 51 at Houston (W, 36-13)
- ▶ Opp.: 10/21/2023, 52, Kansas State (L, 3-41)

TEAM HAD 4 OR MORE RUSHING TDS IN A GAME:

- ▶ TCU: 9/2/2023, 4 vs. Colorado (L, 42-45)
- ▶ Opp.: 1/9/2023, 5, Georgia (L, 7-65)

TEAM HAD TWO PLAYERS WITH 100 YARDS RECEIVING:

- ▶ TCU: 12/5/2020, Derius Davis (139), Quentin Johnston (114) vs. Oklahoma State (W, 29-22)
- ▶ Opp.: 9/2/2023, Dylan Edwards (135), Travis Hunter (119), Xavier Weaver (118), Jimmy Horn Jr. (117), Colorado (L, 42-45)

TEAM HAD 30 OR MORE FIRST DOWNS:

- ▶ TCU: 10/14/2023, 30 vs. BYU (W, 44-11)
- ▶ Opp.: 9/2/2023, 30, Colorado (L, 42-45)

TEAM HAD NO TURNOVERS:

- ▶ TCU: 9/30/2023, vs. West Virginia (L, 21-24)
- ▶ Opp.: 11/2/2023, Texas Tech (L, 28-35)

TEAM LOST 4 OR MORE FUMBLES:

- ▶ TCU: 12/5/2020, 4 vs. Oklahoma State (W, 29-22)
- ▶ Opp.: 11/27/2015, 4, Baylor (W, 28-21, 20T)

TEAM HAD 5 OR MORE FUMBLES:

- ▶ TCU: 12/5/2020, 5 vs. Oklahoma State (W, 29-22)
- ▶ Opp.: 11/1/2014, 5, West Virginia (W, 31-30)

TEAM HAD TWO 100-YARD RUSHERS:

- ▶ TCU: 10/1/2022, Kendre Miller (136), Max Duggan (116) vs. Oklahoma (W, 55-24)
- ▶ Opp.: 11/13/2021, Dominic Richardson (134), Jaylen Warren (113), Oklahoma St. (L, 17-63)

TEAM KICKOFF RETURN YARDAGE 150 OR MORE:

- ▶ TCU: 9/2/2023, 150 vs. Colorado (L, 42-45)
- ▶ Opp.: 9/16/2023, 201, Houston (W, 36-13)

TEAM SCORED A TWO-POINT CONVERSION:

- ▶ TCU: 12/3/2022, vs. Kansas State (L, 28-31, OT)
- ▶ Opp.: 11/2/2023, Texas Tech (L, 28-35)

TEAM DID NOT PUNT ENTIRE GAME:

- ▶ TCU: 10/23/2010, vs. Air Force (W, 38-7)
- ▶ Opp.: 11/1/1980, Houston (L, 5-37)

TEAM WAS AHEAD AT HALFTIME AND LOST:

- ▶ TCU: 9/30/2023, vs. West Virginia (L, 21-24)
- ▶ Opp.: 10/22/2022, Kansas State (W, 38-28)

TEAM WAS SHUTOUT IN FIRST HALF:

- ▶ TCU: 12/26/2018, vs. Cal (W, 10-7, OT)
- ▶ Opp.: 11/12/2022, Texas (W, 17-10)

TEAM WAS SHUTOUT IN SECOND HALF:

- ▶ TCU: 10/21/2023, at Kansas State (L, 3-41)
- ▶ Opp.: 9/16/2023, Houston (W, 36-13)

TEAM WAS SHUTOUT FOR ENTIRE GAME:

- ▶ TCU: 11/16/1991, at Texas (L, 0-32)
- ▶ Opp.: 10/21/2017, Kansas (W, 43-0)

TEAM COMMITTED 10 OR MORE PENALTIES:

- ▶ TCU: 9/2/2023, 10 vs. Colorado (L, 42-45)
- ▶ Opp.: 11/14/2020, 10, West Virginia (L, 6-24)

TEAM HAD 100 OR MORE PENALTY YARDS:

- ▶ TCU: 11/6/2021, 13-111 vs. Baylor (W, 30-28)
- ▶ Opp.: 11/5/2016, 11-121, Baylor (W, 62-22)

TEAM HAD ONE OR FEWER PENALTIES:

- ▶ TCU: 10/8/2022, 1 at Kansas (W, 38-31)
- ▶ Opp.: 10/7/2023, 1, Iowa State (L, 14-27)

TEAM ATTEMPTED ONSIDE KICK:

- ▶ TCU: 10/7/2023, at Iowa State (L, 14-27)
- ▶ Opp.: 9/23/2023, SMU (W, 34-17)

TEAM RECOVERED ONSIDE KICK:

- ▶ TCU: 10/25/2014, vs. Texas Tech (W, 82-27)
- ▶ Opp.: 11/28/2020, Kansas (W, 59-23)

DEFENSE WITH 3 OR MORE INTERCEPTIONS:

- ▶ TCU: 9/25/2021, 3 vs. SMU (L, 34-42)
- ▶ Opp.: 10/7/2023, 4, Iowa State (L, 14-27)

THE LAST TIME...

DEFENSE RECORDED A SAFETY:

- ▶ TCU: 10/30/2021, at Kansas State (L, 12-31)
- ▶ Opp.: 10/3/2020, Texas (W, 33-31)

PLAYER HAD 600 OR MORE YARDS PASSING:

- ▶ TCU: 11/3/1990, 690 Matt Vogler vs. Houston (L, 35-56)
- ▶ Opp.: N/A

PLAYER HAD 500 YARDS PASSING:

- ▶ TCU: 11/3/1990, 690 Matt Vogler vs. Houston (L, 35-56)
- ▶ Opp.: 9/2/2023, 510 Shedeur Sanders, Colorado (L, 42-45)

PLAYER HAD 400 YARDS PASSING:

- ▶ TCU: 10/14/2023, 439 Josh Hoover vs. BYU (W, 44-11)
- ▶ Opp.: 9/2/2023, 510 Shedeur Sanders, Colorado (L, 42-45)

PLAYER HAD 30 OR MORE COMPLETIONS:

- ▶ TCU: 11/2/2023, 32 Josh Hoover at Texas Tech (L, 28-35)
- ▶ Opp.: 9/2/2023, 38 Shedeur Sanders, Colorado (L, 42-45)

PLAYER HAD 25 COMPLETIONS:

- ▶ TCU: 11/2/2023, 32 Josh Hoover at Texas Tech (L, 28-35)
- ▶ Opp.: 11/2/2023, 28 Behren Morton, Texas Tech (L, 28-35)

PLAYER ATTEMPTED 50 OR MORE PASSES:

- ▶ TCU: 11/2/2023, 52 Josh Hoover at Texas Tech (L, 28-35)
- ▶ Opp.: 10/11/2014, 55 Bryce Petty, Baylor (L, 58-61)

PLAYER HAD 4 OR MORE PASSING TOUCHDOWNS:

- ▶ TCU: 10/14/2023, 4 Josh Hoover vs. BYU (W, 44-11)
- ▶ Opp.: Opp.: 9/2/2023, 4 Shedeur Sanders, Colorado (L, 42-45)

PLAYER HAD 150 OR MORE RECEIVING YARDS:

- ▶ TCU: 11/11/2023, 164 Savion Williams vs. Texas (L, 26-29)
- ▶ Opp.: 1/9/2023, 152 Brock Bowers, Georgia (L, 7-65)

PLAYER HAD 10 OR MORE RECEPTIONS:

- ▶ TCU: 11/11/2023, 11 Savion Williams vs. Texas (L, 26-29)
- ▶ Opp.: 11/11/2023, 10 Xavier Worthy, Texas (L, 26-29)

PLAYER HAD 3 OR MORE RECEIVING TOUCHDOWNS:

- ▶ TCU: 10/16/2021, 3 Quentin Johnston at Oklahoma (L, 31-52)
- ▶ Opp.: 9/2/2023, 3 Dylan Edwards, Colorado (L, 42-45)

PLAYER HAD A RECEIVING TOUCHDOWN 50 OR MORE YARDS:

- ▶ TCU: 9/30/2023, 59 JP Richardson vs. West Virginia (L, 21-24)
- ▶ Opp.: 10/21/2023, 61 DJ Giddens, Kansas State (L, 3-41)

PLAYER HAD A RECEIVING TOUCHDOWN 70 OR MORE YARDS:

- ▶ TCU: 12/31/2022, 76 Quentin Johnston vs. Michigan (W, 51-45)
- ▶ Opp.: 9/2/2023, 75 Dylan Edwards, Colorado (L, 42-45)

PLAYER HAD 30 OR MORE CARRIES:

- ▶ TCU: 12/26/2018, 32 Sewo Olonilua vs. Cal (W, 10-7, OT)
- ▶ Opp.: 11/2/2023, 31 Tahj Brooks, Texas Tech (L, 28-35)

PLAYER HAD 20 CARRIES:

- ▶ TCU: 11/11/2023, 21 Emani Bailey vs. Texas (L, 26-29)
- ▶ Opp.: 11/11/2023, 21 Jonathon Brooks, Texas (L, 26-29)

PLAYER WITH 100 YARDS RUSHING:

- ▶ TCU: 10/21/2023, 100 Emani Bailey at Kansas State (L, 3-41)
- ▶ Opp.: 11/11/2023, 104 Jonathon Brooks, Texas (L, 26-29)

PLAYER WITH 4 OR MORE RUSHING TOUCHDOWNS:

- ▶ TCU: 11/5/2016, 5 Kyle Hicks vs. Baylor (W, 62-22)
- ▶ Opp.: 10/10/2015, 4 Joe Hubener, Kansas State (W, 52-45)

PLAYER WITH 3 RUSHING TOUCHDOWNS:

- ▶ TCU: 9/2/2023, 3 Trey Sanders vs. Colorado (L, 42-45)
- ▶ Opp.: 9/24/2022, 3 Tre Siggers, SMU (W, 42-34)

PLAYER WITH A RUSHING TOUCHDOWN 70 OR MORE YARDS:

- ▶ TCU: 11/12/2022, 75 Kendre Miller at Texas (W, 17-10)
- ▶ Opp.: 11/26/2021, 80 Breece Hall, Iowa State (L, 14-48)

PLAYER HAD A RUSHING TOUCHDOWN 50 OR MORE YARDS:

- ▶ TCU: 11/12/2022, 75 Kendre Miller at Texas (W, 17-10)
- ▶ Opp.: 10/7/2023, 55 Abu Sama, Iowa State (L, 14-27)

PLAYER RECORDED 15 OR MORE TACKLES:

- ▶ TCU: 11/23/2019, 16 Garret Wallow at Oklahoma (L, 24-28)
- ▶ Opp.: 10/15/2022, 16 Mason Cobb, Oklahoma State (W, 43-40, 2OT)

PLAYER RECORDED 3 OR MORE SACKS:

- ▶ TCU: 12/31/2022, 4 Dylan Horton vs. Michigan (W, 51-45)
- ▶ Opp.: 9/24/2022, 3 Paul Nelson, SMU (W, 42-34)

PLAYER RETURNED AN INTERCEPTION FOR TOUCHDOWN:

- ▶ TCU: 10/14/2023, Millard Bradford vs. BYU (W, 44-11)
- ▶ Opp.: 9/11/2021, Daniel Scott, Cal (W, 34-32)

PLAYER HAD 2 OR MORE INTERCEPTIONS:

- ▶ TCU: 12/12/2020, 2 C.J. Ceasar II vs. Louisiana Tech (W, 52-10)
- ▶ Opp.: 11/2/2023, 2 Dadrion Taylor-Demerson, Texas Tech (L, 28-35)

PLAYER RETURNED A FUMBLE FOR A TOUCHDOWN:

- ▶ TCU: 11/13/2021, Colt Ellison at Oklahoma State (L, 17-63)
- ▶ Opp.: 11/12/2022, Jahdae Barron, Texas (W, 17-10)

PLAYER RETURNED A KICKOFF FOR A TOUCHDOWN:

- ▶ TCU: 10/23/2021, Derius Davis, 100 yards, vs. West Virginia (L, 17-29)
- ▶ Opp.: 9/16/2023, Matthew Golden, 98 yards, Houston (W, 36-13)

PLAYER RETURNED A PUNT FOR A TOUCHDOWN:

- ▶ TCU: 11/5/2022, Derius Davis, 82 yards, vs. Texas Tech (W, 34-24)
- ▶ Opp.: 10/19/2013, Josh Stewart, 95 yards, Oklahoma State (L, 10-24)

PLAYER RETURNED A BLOCKED PUNT FOR A TOUCHDOWN:

- ▶ TCU: 9/9/2023, Blake Nowell (24 yards) vs. Nicholls (W, 41-6)
- ▶ Opp.: 9/13/2008, Richard Sherman (21 yards), Stanford (W, 31-14)

PLAYER HAD 15 OR MORE KICKING POINTS:

- ▶ TCU: 10/3/2020, 15 Griffin Kell at Texas (W, 33-31)
- ▶ Opp.: 10/15/2022, 16 Tanner Brown, Oklahoma State (W, 43-40, 2OT)

FIELD GOAL 50 OR MORE YARDS:

- ▶ TCU: 11/11/2023, 56 Griffin Kell vs. Texas (L, 26-29)
- ▶ Opp.: 11/2/2023, 55 Gino Garcia, Texas Tech (L, 28-35)

PLAYER BLOCKED A FIELD GOAL:

- ▶ TCU: 9/2/2023, Namdi Obiazor vs. Colorado (L, 42-45)
- ▶ Opp.: 11/12/2022, Kitan Crawford, Texas (W, 17-10)

PLAYER CONVERTED 4 OR MORE FIELD GOALS:

- ▶ TCU: 10/3/2020, 4 Griffin Kell at Texas (W, 33-31)
- ▶ Opp.: 10/15/2022, 4 Tanner Brown, Oklahoma State (W, 43-40, 2OT)


PLAYER BLOCKED A PUNT:

- ▶ TCU: 9/9/2023, Trent Battle vs. Nicholls (W, 41-6)
- ▶ Opp.: 10/7/2023, Darien Porter, Iowa State (L, 14-27)

PLAYER HAD A PUNT OF 60 OR MORE YARDS:

- ▶ TCU: 10/2/2021, 62 Jordy Sandy vs. Texas (L, 27-32)
- ▶ Opp.: 10/14/2023, 60 Ryan Rehkow, BYU (W, 44-11)

2023 PLAYER BIO UPDATES



EMANI BAILEY 9
RUNNING BACK // JR // 5-9 // 207
 Denton, Texas (Ryan HS) / Louisiana

2023 GAME-BY-GAME

	RUSHING				RECEIVING			
	ATT	YDS	TD	LNG	REC	YDS	TD	LNG
COLORADO	14	164	0	74	0	0	0	0
NICHOLLS	19	67	0	21	1	16	0	16
at Houston	23	126	1	16	3	23	0	13
SMU	25	126	1	24	1	11	0	11
WEST VIRGINIA	19	55	0	13	4	25	0	14
at Iowa State	21	152	0	29	2	15	0	20
BYU	13	61	0	25	1	7	0	7
at Kansas State	12	100	0	35	2	8	0	4
at Texas Tech	19	57	2	16	5	36	0	24
TEXAS	21	98	1	17	0	0	0	0

CAREER STATS

RUSHING	G	ATT	YDS	TD	LNG	AVG
2020 (Louisiana)	5	10	60	0	25	12.0
2021 (Louisiana)	11	95	615	8	35	55.9
2022	14	31	250	2	37	17.9
2023	10	186	1006	5	74	100.9
Total	40	322	1931	15	74	48.3

RECEIVING	G	REC	YDS	TD	LNG	AVG
2020	5	0	0	0	0	0.0
2021	11	15	140	0	32	12.7
2022	14	7	43	0	16	3.1
2023	10	19	141	0	24	15.7
TOTAL	40	41	324	0	32	8.1

SINGLE-GAME CAREER HIGHS

Rushing Attempts: 25, vs. SMU (9/23/23)
 Rushing Yard Net: 164, vs. Colorado (9/2/23)
 Rushing Touchdowns: 2, vs. Marshall (12/18/21); at Texas Tech (11/2/23)
 Longest Rushing: 74, vs. Colorado (9/2/23)
 Receptions: 5, at Texas Tech (11/2/23)
 Receptions Yards: 36, at Texas Tech (11/2/23)
 Longest Reception: 32, at Liberty (11/20/21)
 Longest Kick Return: 13, vs. Marshall (12/18/21)
 Total Tackles: 1, at Georgia Southern (9/25/21)



SHAD BANKS JR. 0
LINEBACKER // JR // 6-1 // 250
 Houston, Texas (North Shore HS) // Texas A&M

2023 GAME-BY-GAME

	S-A-T	TFL	QBS	FF-FR	INT	QBH	PBU
COLORADO	0-2-2	0-0	0-0	0-0	0	0	0
NICHOLLS	3-2-5	0-0	0-0	1-0	0	0	1
at Houston	2-0-2	1-0-1	1-0-1	0-0	0	0	0
SMU	1-4-5	0-5-3	0-0	0-0	0	1	0
WEST VIRGINIA	6-3-9	1-0-1	0-0	0-0	0	0	0
at Iowa State	3-1-4	1-0-5	0-0	0-0	0	0	0
BYU	6-1-7	1-0-1	0-0	0-0	0	0	0
at Kansas State	2-0-2	1-0-4	0-0	0-0	0	0	0
at Texas Tech	0-0-0	0-0	0-0	0-0	0	0	0
TEXAS	5-2-7	0-0	0-0	0-0	0	0	0

CAREER STATS

DEFENSE	G	S-A-T	TFL	QBS	INT	PBU	FF-FR
2021	11	11-1-2	1-0-1	0	1	0	0-0
2022	15	29-10-39	4-0-16	1-0-8	0	0	1-1
2023	10	28-15-43	5-5-15	1-0-1	0	1	1-0
TOTALS	36	68-26-94	10-5-32	2-0-9	1	1	2-1

SINGLE-GAME CAREER HIGHS

Longest Kick: 37, at Kansas (10/8/22)
 Total Tackles: 10, vs. Kansas State (12/3/22)
 Total Sacks: 1, vs. Texas Tech (11/5/22); at Houston (9/16/23)
 Total Tackles For Loss: 1, 10 times
 Total Interceptions: 1, vs. Baylor (11/6/21)



TRENT BATTLE 17
RUNNING BACK // SO // 6-1 // 210
 Daphne, Ala. (Daphne HS)

2023 GAME-BY-GAME

	RUSHING				RECEIVING			
	ATT	YDS	TD	LNG	REC	YDS	TD	LNG
COLORADO	1	1	0	1	1	12	0	12
NICHOLLS	1	-1	0	0	1	11	0	11
at Houston	1	10	0	10	0	0	0	0
SMU	0	0	0	0	0	0	0	0
West Virginia	1	2	0	2	1	4	0	4
at Iowa State	2	6	0	4	0	0	0	0
BYU	1	0	0	0	0	0	0	0
at Kansas State	0	0	0	0	0	0	0	0
at Texas Tech	0	0	0	0	0	0	0	0
TEXAS	1	4	0	4	0	0	0	0

CAREER STATS

RUSHING	G	ATT	YDS	TD	LNG	AVG
2022	15	9	38	0	11	2.5
2023	10	8	22	0	10	2.2
Total	24	17	60	0	11	2.4

RECEIVING	G	REC	YDS	TD	LNG	AVG
2022	15	7	91	0	21	6.1
2023	10	3	27	0	12	3.0
TOTAL	25	10	118	0	21	4.9

SINGLE-GAME CAREER HIGHS

Rushing Attempts: 3, vs. Tarleton (9/10/22); vs. Oklahoma (10/1/22)
 Rushing Yard Net: 20, vs. Oklahoma (10/1/22)
 Longest Rushing: 11, vs. Oklahoma (10/1/22)
 Receptions: 2, at Baylor (11/9/22)
 Receptions Yards: 21, vs. Kansas State (12/3/22)
 Longest Reception: 21, vs. Kansas State (12/3/22)
 Longest Kick Return: 24, vs. Iowa (11/26/22)
 Total Tackles: 2, 3 times



JACK BECH 18
WIDE RECEIVER // JR // 6-2 // 220
 Lafayette, La. (St. Thomas More HS) / LSU

2023 GAME-BY-GAME

	RUSHING				RECEIVING			
	ATT	YDS	TD	LNG	REC	YDS	TD	LNG
COLORADO	0	0	0	0	3	34	0	18
NICHOLLS	0	0	0	0	1	6	0	6
at Houston	2	-6	0	7	1	26	0	26
WEST VIRGINIA	1	3	0	3	2	26	0	18
at Iowa State	0	0	0	0	2	14	0	11
BYU	0	0	0	0	1	4	0	4

CAREER STATS

RECEIVING	G	REC	YDS	TD	LNG	AVG
2021 (LSU)	13	43	489	3	40	37.6
2022 (LSU)	12	16	200	1	29	16.7
2023	6	10	110	0	26	18.3
TOTAL	31	69	799	4	40	25.8

SINGLE-GAME CAREER HIGHS

Rushing Attempts: 2, at Houston (9/16/23)
 Rushing Yards Net: 3, vs. West Virginia (9/30/23)
 Longest Rushing: 7, at Houston (9/16/23)
 Receptions: 7, vs. Auburn (10/2/21)
 Reception Yards: 84, vs. Auburn (10/2/21)
 Reception Touchdowns: 1, 4 times
 Longest Reception: 40, vs. Auburn (10/2/21)
 Longest Punt Return: 11, vs. New Mexico (9/24/22)
 Longest Kick Return: 27, at Florida (10/15/22)
 Total Tackles: 1, vs. UAB 11/19/22; vs. Georgia (12/3/22)



MILLARD BRADFORD 28
SAFETY // SR // 5-11 // 190
 Helotes, Texas (O'Connor HS) // Fork Union Military Academy

2023 GAME-BY-GAME


	S-A-T	TFL	QBS	FF-FR	INT	QBH	PBU
COLORADO	3-2-5	0-0	0-0	1-1	0	0	1
NICHOLLS	0-1-1	0-0	0-0	0-0	0	0	0
at Houston	3-0-3	0-0	0-0	0-0	0	0	0
SMU	4-0-4	0-0	0-0	0-0	0	0	1
WEST VIRGINIA	1-0-1	0-0	0-0	0-0	0	0	0
at Iowa State	2-1-3	0-0	0-0	0-0	0	0	0
vs BYU	2-1-3	0-0	0-0	0-0	1	0	0
at Kansas State	7-2-9	0-0	0-0	0-0	0	0	0
at Texas Tech	6-0-6	0-0	0-0	0-0	0	0	1
TEXAS	4-1-5	0-0	0-0	0-0	1	0	0

CAREER STATS

DEFENSE	G	S-A-T	TFL	QBS	INT	PBU	FF-FR
2019	12	17-6-23	4-0-7	0-0	0	0	1-1
2020	10	35-9-44	6-5-13	0-0	0	1	0-0
2021	11	41-11-52	2-5-11	1-0-9	1	2	0-0
2022	12	41-17-58	3-5-9	0-0	1	8	0-0
2023	10	32-8-40	0-0	0-0	2	3	1-1
TOTAL	55	166-51-217	16-5-40	1-0-9	4	14	2-2

SINGLE-GAME CAREER HIGHS

Total Tackles: 13, at Oklahoma (11/23/19)
 Total Sacks: 1, vs. Baylor (11/6/21)
 Total Tackles For Loss: 3.5, at Kansas (11/28/20)
 Total Interceptions: 1, 4 times



ABE CAMARA 1
SAFETY // JR // 6-0 // 190
 Alpharetta, Ga. (West Forsyth HS) // Coffeyville CC

2023 GAME-BY-GAME

	S-A-T	TFL	QBS	FF-FR	INT	QBH	PBU
COLORADO	4-2-6	1-0-1	0-0	0-0	0	0	0
NICHOLLS	1-1-2	0-0	0-0	0-0	0	0	0
at Houston	2-0-2	0-0	0-0	0-0	0	0	0
SMU	1-0-1	0-0	0-0	0-0	0	0	1
WEST VIRGINIA	2-3-5	0-0	0-0	0-0	0	0	1
at Iowa State	4-0-4	0-0	0-0	0-0	0	0	0
BYU	0-0-0	0-0	0-0	0-0	0	0	0
at Kansas State	0-0-0	0-0	0-0	0-0	0	0	0
at Texas Tech	5-2-7	0-0	0-0	0-0	0	0	0
TEXAS	5-3-8	1-0-3	0-0	0-0	0	0	0

CAREER STATS

DEFENSE	G	S-A-T	TFL	QBS	INT	PBU	FF-FR
2021	8	2-0-2	0-0	0-0	0	0	0-0
2022	15	43-11-54	1-0-1	0-0	1	6	1-0
2023	10	24-11-35	2-0-4	0-0	0	2	0-0
TOTAL	33	69-22-91	3-0-5	0-0	1	8	1-0

SINGLE-GAME CAREER HIGHS

Total Tackles: 8, at SMU (9/24/22); vs. Texas (11/11/23)
 Total Tackles For Loss: 1, 3 times
 Total Interceptions: 1, at SMU (9/24/22)

2023 PLAYER BIO UPDATES



CHANNING CANADA **7**
CORNERBACK // 60 // 6-1 // 190
 Boutte, La. (Hahrville HS) // Trinity Valley CC

2023 GAME-BY-GAME	S-A-T	TFL	QBS	FF-FR	INT	QBH	PBU
COLORADO	2-0-2	0-0	0-0	0-0	0	0	0
NICHOLLS	1-0-1	0-0	0-0	0-0	0	0	0
at Houston	1-0-1	0-0	0-0	0-0	0	0	0
SMU	1-2-3	1-0-5	1-0-5	0-0	0	0	0
WEST VIRGINIA	0-0-0	0-0	0-0	0-0	0	0	0
at Iowa State	0-0-0	0-0	0-0	0-0	0	0	0
BYU	1-0-01	0-0	0-0	0-0	0	0	0
at Kansas State	0-0-0	0-0	0-0	0-0	0	0	0
at Texas Tech	6-1-7	0-0	0-0	0-0	0	0	0
TEXAS	0-0-0	0-0	0-0	0-0	0	0	0

CAREER STATS	G	S-A-T	TFL	QBS	INT	PBU	FF-FR
DEFENSE	6						
2023	10	12-3-15	1-0-5	1-0-5	0	0	0-0
TOTAL	10	12-3-15	1-0-5	1-0-5	0	0	0-0

SINGLE-GAME CAREER HIGHS
 Total Tackles: 7, at Texas Tech (11/2/23)
 Total Sacks: 1, vs. SMU (9/23/23)
 Total Tackles For Loss: 1, vs. SMU (9/23/23)



BUD CLARK **21**
SAFETY // 50 // 6-2 // 190
 Alexandria, La. (Alexandria HS)

2023 GAME-BY-GAME	S-A-T	TFL	QBS	FF-FR	INT	QBH	PBU
COLORADO	4-5-9	0-0	0-0	0-0	0	0	0
NICHOLLS	1-2-3	0-0	0-0	0-0	0	0	1
at Houston	3-0-3	0-0	0-0	0-0	1	0	0
SMU	1-0-1	0-0	0-0	0-0	1	0	0
WEST VIRGINIA	1-0-1	0-0	0-0	0-0	0	0	1
at Iowa State	0-0-0	0-0	0-0	0-0	0	0	2
BYU	1-0-1	0-0	0-0	0-0	0	0	0
at Kansas State	3-1-4	0-0	0-0	0-0	0	0	1
at Texas Tech	4-1-5	1-0-4	0-0	0-0	0	0	0
TEXAS	0-0-0	0-0	0-0	0-0	0	0	0

CAREER STATS	G	S-A-T	TFL	QBS	INT	PBU	FF-FR
DEFENSE	6						
2020	10	2-1-3	0-0	0-0	0	0	0-0
2021	4	6-4-10	0-0	0-0	0	0	0-0
2022	12	35-10-45	1-0-1	0-0	5	5	0-1
2023	10	18-9-27	1-0-4	0-0	2	6	0-0
TOTAL	36	61-24-85	2-0-5	0-0	7	11	0-1

SINGLE-GAME CAREER HIGHS
 Total Tackles: 9, vs. Colorado (9/2/23)
 Total Tackles For Loss: 1, vs. Iowa State (11/26/22); at Texas Tech (11/2/23)
 Total Interceptions: 7, 7 times



CAM COOK **0**
RUNNING BACK // FR // 5-11 // 195
 Round Rock, Texas (Stony Point HS)

2023 GAME-BY-GAME	RUSHING			RECEIVING			
	ATT	YDS	TD	REC	YDS	TD	LNG
at Houston	1	2	0	2	0	0	0
WEST VIRGINIA	2	8	0	5	0	0	0
at Iowa State	1	0	0	0	0	0	0
BYU	4	27	0	16	0	0	0
at Kansas State	1	5	0	5	0	0	0
at Texas Tech	0	0	0	0	0	0	0
TEXAS	1	1	0	1	0	0	0

CAREER STATS	G	ATT	YDS	TD	LNG	AVG
RUSHING	6					
2023	7	10	43	0	16	6.1
Total	7	10	43	0	16	6.1

SINGLE-GAME CAREER HIGHS
 Rushing Attempts: 4, vs. BYU (10/14/23)
 Rushing Yard Net: 27, vs. BYU (10/14/23)
 Longest Rushing: 16, vs. BYU (10/14/23)



CHASE CURTIS **81**
TIGHT END // SR // 6-5 // 235
 Pittsburg, Kan. (Pittsburg HS) // Neosho County CC

2023 GAME-BY-GAME	REC	YDS	TD	LNG
COLORADO	2	15	0	8
NICHOLLS	0	0	0	0
at Houston	1	7	0	7
SMU	2	55	1	36
WEST VIRGINIA	3	16	0	10
at Iowa State	2	19	0	19
BYU	1	0	0	0
at Kansas State	4	20	0	11

CAREER STATS	G	REC	YDS	TD	LNG	AVG
RECEIVING	6					
2021	3	0	0	0	0	0.0
2022	15	1	37	0	37	2.5
2023	8	15	132	1	36	16.5
TOTAL	26	16	169	1	37	6.5

SINGLE-GAME CAREER HIGHS
 Rushing Attempts: 1, vs. Louisiana Tech (12/12/20)
 Receptions: 4, vs. Kansas State (10/21/23)
 Reception Yards: 55, vs. SMU (9/23/22)
 Receptions Touchdowns: 1, vs. SMU (9/23/22)
 Longest Reception: 37, vs. Tarleton (9/10/22)
 Total Tackles: 2, vs. Oklahoma State (12/5/20)



RICK D'ABREU **44**
DEFENSIVE LINE // SR // 6-2 // 280
 Chester, Va. (Thomas Dale HS) // East Carolina

2023 GAME-BY-GAME	S-A-T	TFL	QBS	FF-FR	INT	QBH	PBU
COLORADO	1-2-3	1-0-1	0-0	0-0	0	0	0
NICHOLLS	0-1-1	0-5-3	0-5-3	0-0	0	0	0
SMU	0-0-0	0-0	0-0	0-0	0	0	0
WEST VIRGINIA	0-0-0	0-0	0-0	0-0	0	0	0
at Iowa St.	2-2-4	2-0-5	0-0	0-0	0	0	0
vs BYU	0-1-1	0-0	0-0	0-0	0	0	0
at Kansas State	0-1-1	0-0	0-0	0-0	0	0	0
at Texas Tech	0-0-0	0-0	0-0	0-0	0	0	0
TEXAS	1-0-1	1-0-3	0-0	0-0	0	1	0

CAREER STATS	G	S-A-T	TFL	QBS	INT	PBU	FF-FR
DEFENSE	6						
2019 (East Carolina)	11	4-6-10	0-0	0-0	0	0	0-0
2020 (East Carolina)	9	11-13-24	3-5-9	1-0-4	0	0	1-0
2021 (East Carolina)	12	15-18-33	4-5-24	3-5-23	0	0	0-0
2022 (East Carolina)	9	1-4-5	2-0-14	1-5-13	0	0	0-0
2023	9	4-7-11	4-5-12	0-5-3	0	0	0-0
TOTAL	50	35-48-83	14-5-59	6-5-43	0	0	1-0

SINGLE-GAME CAREER HIGHS
 Total Tackles: 10, vs. Navy (10/17/20)
 Total Tackles For Loss: 2, 4 times
 Total Sacks: 2, vs. Cincinnati (11/26/21)




JOJO EARLE **11**
WIDE RECEIVER // JR // 5-10 // 176
 Fort Worth, Texas (Aledo HS) // Alabama

2023 GAME-BY-GAME	RUSHING				RECEIVING			
	ATT	YDS	TD	LNG	REC	YDS	TD	LNG
COLORADO	0	0	0	0	1	16	0	16
NICHOLLS	0	0	0	0	2	23	1	19
at Houston	1	9	0	9	0	0	0	0
SMU	0	0	0	0	1	12	0	12
WEST VIRGINIA	1	-4	0	0	0	0	0	0
Iowa State	0	0	0	0	2	24	0	20
BYU	0	0	0	0	3	24	0	14
at Kansas State	0	0	0	0	0	0	0	0
at Texas Tech	1	7	0	7	2	43	0	24
TEXAS	0	0	0	0	1	3	0	3

CAREER STATS	G	REC	YDS	TD	LNG	AVG
RECEIVING	6					
2021 (Alabama)	12	12	148	0	39	12.3
2022 (Alabama)	8	12	155	2	42	19.4
2023	10	12	145	1	24	14.5
TOTAL	30	36	448	3	42	14.9

SINGLE-GAME CAREER HIGHS
 Rushing Attempts: 1, 3 times
 Rushing Yards Net: 9, at Houston (9/16/23)
 Longest Rushing: 9, at Houston (9/16/23)
 Receptions: 7, vs. Mercer (9/11/21)
 Reception Yards: 85, vs. Mercer (9/11/21)
 Reception Touchdowns: 1, 3 times
 Longest Reception: 42, at Tennessee (10/15/22)
 Longest Punt Return: 30, vs. Nicholls (9/9/23)
 Total Tackles: 1, vs. Southern Miss (9/25/21)



MAJOR EVERHART **22**
WIDE RECEIVER // RS-FR // 5-11 // 175
 Amarillo, Texas (Tascosa HS)

2023 GAME-BY-GAME	RECEIVING			KICK RETURNS				
	REC	YDS	TD	ATT	YDS	TD	LNG	
COLORADO	1	11	0	11	4	140	0	86
NICHOLLS	1	5	0	5	2	47	0	29
at Houston	3	45	0	22	1	28	0	28
SMU	4	32	0	20	1	22	0	22
WEST VIRGINIA	1	9	0	9	2	43	0	23
at Iowa State	0	0	0	0	5	105	0	40
BYU	1	11	0	11	3	50	0	19
at Kansas State	1	13	0	13	2	32	0	16
at Texas Tech	2	14	0	10	2	31	0	20
TEXAS	0	0	0	0	0	0	0	0

CAREER STATS	G	REC	YDS	TD	LNG	AVG
RECEIVING	6					
2022	2	0	0	0	0	0.0
2023	10	14	140	0	22	14.0
TOTAL	12	14	140	0	22	11.7

CAREER STATS	G	NO	YDS	TD	LNG	AVG
KICKOFF RETURNS	6					
2022	2	0	0	0	0	0.0
2023	10	22	498	0	86	22.6
TOTAL	12	22	498	0	86	22.6

SINGLE-GAME CAREER HIGHS
 Rushing Attempts: 2, vs. Nicholls (9/9/23)
 Rushing Yards Net: 12, vs. West Virginia (9/30/23)
 Longest Rushing: 12, vs. West Virginia (9/30/23)
 Receptions: 4, vs. SMU (9/23/23)
 Reception Yards: 45, at Houston (9/16/23)
 Longest Reception: 22, at Houston (9/16/23)
 Longest Kick Return: 86, vs. Colorado (9/2/23)
 Total Tackles: 1, vs. Nicholls (9/9/23); vs. West Virginia (9/30/23)

2023 PLAYER BIO UPDATES



JOSH FOSTER **15**
SAFETY // SR // 6-2 // 200
 Newton, Texas (Newton HS)

2023 GAME-BY-GAME

	S-A-T	TFL	QBS	FF-FR	INT	QBH	PBU
COLORADO	0-2-2	0-0	0-0	0-0	0	0	0
NICHOLLS	2-2-4	1-0-1	0-0	0-0	0	0	0
at Houston	0-1-1	0-0	0-0	0-0	0	0	0
SMU	2-1-3	0-0	0-0	0-0	0	0	0
WEST VIRGINIA	6-0-6	0-0	0-0	0-0	0	0	0
at Iowa State	2-0-2	0-0	0-0	0-0	0	0	0
BYU	1-0-1	0-0	0-0	0-0	0	0	0
at Kansas State	0-0-0	0-0	0-0	0-0	0	0	0
at Texas Tech	0-0-0	0-0	0-0	0-0	0	0	0
TEXAS	0-0-0	0-0	0-0	0-0	0	0	0

CAREER STATS

DEFENSE	G	S-A-T	TFL	QBS	INT	PBU	FF-FR
2019	12	5-2-7	0-0	0-0	0	0	0-0
2020	10	12-2-14	0-0	0-0	1	0	0-0
2021	12	24-13-37	0.5-1	0-0	0	0	0-0
2022	14	22-7-29	1.0-12	0-0	0	1	0-0
2023	10	13-6-19	1.0-1	0-0	0	0	0-0
TOTAL	58	76-30-106	2.5-14	0-0	1	1	0-0

SINGLE-GAME CAREER HIGHS

Total Tackles: 9, at Oklahoma State (11/13/21)
 Total Tackles For Loss: 1, at Kansas (10/8/22); vs. Nicholls (9/9/23)
 Total Interceptions: 1, vs. Kansas State (10/10/20)



CALEB FOX **90**
DEFENSIVE LINE // JR // 6-3 // 295
 The Woodlands, Texas (The Woodlands HS) / SFA

2023 GAME-BY-GAME

	S-A-T	TFL	QBS	FF-FR	INT	QBH	PBU
COLORADO	3-1-4	1-0-11	1-0-11	0-0	0	0	0
NICHOLLS	2-1-3	0-0	0-0	0-0	0	0	0
at Houston	0-0-0	0-0	0-0	0-0	0	0	0
SMU	0-2-2	0-0	0-0	0-0	0	0	0
WEST VIRGINIA	0-1-1	0-0	0-0	0-0	0	0	0
at Iowa State	2-2-4	0-0	0-0	0-0	0	0	0
BYU	1-1-2	1-0-1	0-0	0-0	0	0	0
at Kansas State	0-0-0	0-0	0-0	0-0	0	0	0
at Texas Tech	1-3-4	1-5-2	1-0-1	0-0	0	0	0
TEXAS	1-1-2	0-5-0	0-0	0-0	0	0	0

CAREER STATS

DEFENSE	G	S-A-T	TFL	QBS	INT	PBU	FF-FR
2020 (SFA)	8	7-10-17	7.0-25	2.5-18	0	0	0-0
2021 (SFA)	12	7-14-21	3.0-8	2.0-7	0	0	0-0
2022	15	6-22-28	2.5-2	0-0	0	0	0-0
2023	10	10-12-22	4.0-14	2.0-12	0	0	0-0
TOTAL	45	30-58-88	16.5-49	6.5-37	0	0	0-0

SINGLE-GAME CAREER HIGHS

Total Tackles: 6, vs. Angelo State (10/17/20); at Lamar (11/20/21)
 Total Tackles For Loss: 3, vs. Angelo State (10/17/20)
 Total Sacks: 1.5, vs. Angelo State (10/17/20); at Lamar (11/20/21)



AVERY HELM **24**
CORNER BACK // JR // 6-1 // 185
 Missouri City, Texas (Fort Ben Marshall HS) / Florida

2023 GAME-BY-GAME

	S-A-T	TFL	QBS	FF-FR	INT	QBH	PBU
COLORADO	4-1-5	0-0	0-0	0-0	0	0	1
NICHOLLS	0-1-1	0-0	0-0	0-0	0	0	1
at Houston	1-0-1	0-0	0-0	0-0	0	0	0
SMU	1-2-3	0-0	0-0	0-0	0	0	2
WEST VIRGINIA	1-1-2	1-0-1	0-0	0-0	0	0	0
at Iowa State	4-1-5	0-0	0-0	0-0	0	0	0
BYU	1-0-1	1-0-0	1-0-0	1-0	0	0	1
at Kansas State	2-0-2	0-0	0-0	0-0	0	0	0
at Texas Tech	0-0-0	0-0	0-0	0-0	0	0	0
TEXAS	1-1-2	0-0	0-0	0-0	0	0	0

CAREER STATS

DEFENSE	G	S-A-T	TFL	QBS	INT	PBU	FF-FR
2020 (Florida)	1	1-0-1	0-0	0-0	0	0	0-0
2021 (Florida)	16	16-5-21	0-0	0-0	0	3	0-0
2022 (Florida)	10	4-4-8	0-0	0-0	0	1	0-0
2023	10	15-7-22	2-0-1	1-0-0	0	5	1-0
TOTAL	32	36-16-52	2-0-1	1-0-1	0	9	1-0

SINGLE-GAME CAREER HIGHS

Total Tackles: 5, 3 times
 Total Sacks: 1, vs. BYU (10/14/23)
 Total Tackles For Loss: 1, vs. West Virginia (09/30/23); vs. BYU (10/14/23)



JAMOI HODGE **6**
LINEBACKER // SR // 6-2 // 235
 Winston-Salem, N.C. (Reynolds HS) / Independence CC

2023 GAME-BY-GAME


	S-A-T	TFL	QBS	FF-FR	INT	QBH	PBU
COLORADO	5-3-8	2-0-6	1-0-4	0-0	0	0	2
NICHOLLS	2-1-3	0-0	0-0	0-0	0	0	0
at Houston	1-1-2	0.5-5	0.5-5	0-0	0	0	0
SMU	2-5-7	1.5-3	0-0	0-0	0	3	0
WEST VIRGINIA	2-8-10	0-0	0-0	0-0	0	0	0
at Iowa State	2-2-4	0-0	0-0	0-0	0	1	0
BYU	3-0-3	1-0-10	1-0-10	0-1	0	2	0
at Kansas State	2-4-6	0-0	0-0	0-0	0	0	0
at Texas Tech	3-5-8	0-0	0-0	0-0	0	0	1
TEXAS	7-4-11	0-0	0-0	0-0	0	0	0

CAREER STATS

DEFENSE	G	S-A-T	TFL	QBS	INT	PBU	FF-FR
2020	2	0-0-0	0-0	0-0	0	0	0-0
2021	12	36-24-60	3.5-11	1.0-8	0	1	0-0
2022	15	42-40-82	7.0-27	3.5-20	1	2	0-0
2023	10	29-33-62	5.0-24	2.5-19	0	1	0-1
TOTAL	39	107-94-202	15.5-62	7.0-47	1	4	0-1

SINGLE-GAME CAREER HIGHS

Total Tackles: 13, at West Virginia (10/29/22)
 Total Sacks: 1, 5 times
 Total Tackles For Loss: 2, vs. Colorado (9/2/23)
 Total Interceptions: 1, at Kansas (10/8/22)



JOHNNY HODGES **57**
LINEBACKER // JR // 6-2 // 240
 Darnestown, Md. (Quince Orchard HS) / Navy

2023 GAME-BY-GAME


	S-A-T	TFL	QBS	FF-FR	INT	QBH	PBU
COLORADO	5-4-9	1-0-8	1-0-8	0-0	0	0	0
NICHOLLS	2-3-5	0-0	0-0	0-0	0	0	0
at Houston	4-3-7	2-0-9	1-0-7	0-0	0	0	0
at Texas Tech	4-3-7	1-0-1	0-0	0-0	0	1	0

CAREER STATS

DEFENSE	G	S-A-T	TFL	QBS	INT	PBU	FF-FR
2020	7	5-8-13	1-0-1	0-0	0	0	0-0
2021	9	22-28-50	3-0-6	1-0-4	1	4	1-0
2022	14	44-43-87	9.5-35	2-0-16	0	1	0-0
2023	4	15-13-28	4-0-18	2-0-15	0	0	0-0
TOTAL	34	86-92-178	17.5-60	5.0-34	1	5	1-0

SINGLE-GAME CAREER HIGHS

Longest Kick Return: 12, vs. Marshall (9/2/21)
 Total Tackles: 14, vs. SMU (10/9/21)
 Total Sacks: 1, 3 times
 Total Tackles For Loss: 2, 3 times
 Total Interceptions: 1, vs. SMU (10/9/21)



JOSH HOOVER **10**
QUARTERBACK // RS-FR // 6-1 // 196
 Heath, Texas (Rockwall-Heath HS)

2023 GAME-BY-GAME

	PASSING							RUSHING				
	C-A-I	PCT	YDS	TD	LNG	ATT	YDS	TD	LNG	TD		
NICHOLLS	2-3-1	66.7	50	1	34	1	-6	0	0	0		
at Houston	0-0-0	0	0	0	0	0	0	0	0	0		
SMU	0-0-0	0	0	0	0	0	0	0	0	0		
at Iowa State	11-19-1	57.9	119	1	21	2	-16	0	0	0		
BYU	37-58-2	63.8	439	4	42	1	26	0	26	0		
at Kansas State	23-43-1	53.5	187	0	16	3	-12	0	0	0		
at Texas Tech	32-52-2	61.5	353	1	35	4	15	0	7	0		
TEXAS	24-38-1	66.7	302	2	46	3	-24	0	0	0		


CAREER STATS

PASS/RUSH	G	C-A-I	PCT	YDS	TD	ATT	YDS	TD
2022	1	1-1-0	100.0	2	0	0	0	0
2023	8	129-211-8	61.1	1450	9	14	-17	0
TOTAL	9	130-212-8	61.3	1452	9	14	-17	0

SINGLE-GAME CAREER HIGHS

Rushing Attempts: 4, at Texas Tech (11/2/23)
 Rushing Yards Net: 26, vs. BYU (10/14/23)
 Longest Rushing: 26, vs. BYU (10/14/23)
 Total Passes: 58, vs. BYU (10/14/23)
 Completed Passes: 37, vs. BYU (10/14/23)
 Passes Yards: 439, vs. BYU (10/14/23)
 Touchdowns from passes: 4, vs. BYU (10/14/23)
 Longest Pass: 46, vs. Texas (11/11/23)

2023 PLAYER BIO UPDATES

**MICHEAL** **94****IBUKUN-OKEYODE**DEFENSIVE LINE // RS-FR // 6-6 // 265
Garland, Texas (Rowlett HS)

2023 GAME-BY-GAME

	S-A-T	TFL	QBS	FF-FR	INT	QBH	PBU
COLORADO	0-0-0	0-0	0-0	0-0	0	0	0
NICHOLLS	1-0-1	1.0-6	1.0-6	0-0	0	0	0
at Houston	1-1-2	0.5-1	0.5-1	0-0	0	0	0
SMU	2-1-3	0-0	0-0	0-0	0	0	0
WEST VIRGINIA	1-0-1	0-0	0-0	0-0	0	0	0
at Iowa State	2-0-2	0-0	0-0	0-0	0	0	0
BYU	0-1-1	0-0	0-0	0-0	0	0	0
at Kansas State	1-0-1	0-0	0-0	0-0	0	0	0
at Texas Tech	2-0-2	1.0-1	0-0	0-0	0	1	0
TEXAS	0-0-0	0-0	0-0	0-0	0	0	0

CAREER STATS

DEFENSE	G	S-A-T	TFL	QBS	INT	PBU	FF-FR
2022	5	1-0-1	0-0	0-0	0	0	0-0
2023	10	10-3-13	2.5-8	1.5-7	0	0	0-0
TOTAL	15	11-3-14	2.5-8	1.5-7	0	0	0-0

SINGLE-GAME CAREER HIGHS

Total Tackles: 3, vs. SMU (9/23/23)
 Total Sacks: 1, vs. Nicholls (9/9/23)
 Total Tackles For Loss: 1, vs. Nicholls (9/9/23); at Texas Tech (11/2/23)

**GRIFFIN** **39****KELL**PLACE KICKER // SR // 6-0 // 190
Arlington, Texas (Arlington HS)

2023 GAME-BY-GAME

	FG	PCT	BLK	LNG	PAT	PCT	PTS
COLORADO	0-1	.000	0	0	6-6	1.000	6
NICHOLLS	2-2	1.000	0	57	5-5	1.000	11
at Houston	3-5	.600	0	53	3-4	.750	12
SMU	2-2	1.000	0	35	4-4	1.000	10
WEST VIRGINIA	0-3	.000	2	0	3-3	1.000	3
at Iowa State	0-0	.000	0	0	2-2	1.000	2
BYU	3-3	1.000	0	47	5-5	1.000	14
at Kansas State	1-1	1.000	0	32	0-0	.000	3
at Texas Tech	0-1	.000	0	0	4-4	1.000	4
TEXAS	2-2	1.000	0	56	2-2	1.000	8

CAREER STATS

KICKING	G	FG	PCT	BLK	LNG	PAT	PCT	PTS
2019	11	3-4	.750	0	52	1-1	1.000	10
2020	10	12-17	.706	4	49	36-37	.973	72
2021	12	14-18	.777	1	48	42-42	1.000	84
2022	14	17-19	.895	1	54	62-64	.968	113
2023	10	13-20	.650	2	57	34-35	.971	73
TOTAL	57	59-78	.756	8	57	175-179	.978	353

SINGLE-GAME CAREER HIGHS

Field Goals Made: 4, at Texas (10/3/20)
 Longest Field Goal Made: 57, vs. Nicholls (9/9/23)
 Total Tackles: 1, 5 times

**JAMEL** **25****JOHNSON**SAFETY // FR // 6-1 // 200
Arlington, Texas (Seguin HS)

2023 GAME-BY-GAME

	S-A-T	TFL	QBS	FF-FR	INT	QBH	PBU
COLORADO	0-0-0	0-0	0-0	0-0	0	0	0
NICHOLLS	2-2-4	0-0	0-0	0-0	0	0	0
at Houston	3-1-4	0-0	0-0	0-0	0	0	0
SMU	3-0-3	0-0	0-0	0-0	0	0	0
WEST VIRGINIA	0-0-0	0-0	0-0	0-0	0	0	0
at Iowa State	0-0-0	0-0	0-0	0-0	0	0	0
BYU	1-1-2	0-0	0-0	0-0	0	0	0
at Kansas State	1-0-1	0-0	0-0	0-0	0	0	0
at Texas Tech	1-0-1	0-0	0-0	0-0	0	0	0

CAREER STATS

DEFENSE	G	S-A-T	TFL	QBS	INT	PBU	FF-FR
2023	9	11-4-15	0-0	0-0	0	0	0-0
TOTAL	9	11-4-15	0-0	0-0	0	0	0-0

SINGLE-GAME CAREER HIGHS

Total Tackles: 4, vs. Nicholls (9/9/23); at Houston (9/16/23)

**JAIONTE** **16****MCMILLAN**CORNERBACK // SO // 5-11 // 190
Atlanta, Ga. (Rockdale County HS)

2023 GAME-BY-GAME

	S-A-T	TFL	QBS	FF-FR	INT	QBH	PBU
COLORADO	0-0-0	0-0	0-0	0-0	0	0	0
NICHOLLS	1-1-2	0-0	0-0	0-0	0	0	0
at Houston	2-0-2	1.0-4	1.0-4	0-0	0	0	0
SMU	1-0-1	0-0	0-0	0-0	0	0	0
WEST VIRGINIA	0-0-0	0-0	0-0	0-0	0	0	0
at Iowa State	0-0-0	0-0	0-0	0-0	0	0	0
BYU	0-0-0	0-0	0-0	0-0	0	0	1
at Kansas State	0-0-0	0-0	0-0	0-0	0	0	0
at Texas Tech	0-0-0	0-0	0-0	0-0	0	0	0
TEXAS	0-0-0	0-0	0-0	0-0	0	0	0

CAREER STATS

DEFENSE	G	S-A-T	TFL	QBS	INT	PBU	FF-FR
2020	3	0-0-0	0-0	0-0	0	0	0-0
2021	4	1-0-1	0-0	0-0	0	0	0-0
2022	14	9-1-10	1.0-2	0-0	1	2	0-0
2023	10	4-1-5	1.0-4	1.0-4	0	1	0-0
TOTAL	31	14-2-16	2.0-6	1.0-4	1	3	0-0

SINGLE-GAME CAREER HIGHS

Total Tackles: 2, 5 times
 Total Sacks: 1, at Houston (9/16/23)
 Total Tackles For Loss: 1, at Colorado (9/2/22); at Houston (9/16/23)
 Total Interceptions: 1, vs. Tarleton (9/10/22)

**SONI** **99****MISI**DEFENSIVE LINE // SR // 6-2 // 390
Rohmert Park, Calif. (Rancho Cotate HS) / Santa Rosa JC

2023 GAME-BY-GAME

	S-A-T	TFL	QBS	FF-FR	INT	QBH	PBU
COLORADO	0-1-1	0-0	0-0	0-0	0	0	0
NICHOLLS	0-1-1	0-0	0-0	0-0	0	0	0
at Houston	0-1-1	0-0	0-0	0-0	0	0	0
SMU	0-0-0	0-0	0-0	0-0	0	0	0
WEST VIRGINIA	0-0-0	0-0	0-0	0-0	0	0	1
at Iowa State	1-1-2	0-0	0-0	0-0	0	0	0
BYU	1-1-2	0-0	0-0	0-0	0	1	1
at Kansas State	2-0-2	0-0	0-0	0-0	0	0	0
at Texas Tech	0-2-2	0-0	0-0	0-0	0	0	0
TEXAS	1-0-1	0-0	0-0	0-0	0	0	0

CAREER STATS

DEFENSE	G	S-A-T	TFL	QBS	INT	PBU	FF-FR
2019	4	0-0-0	0-0	0-0	0	0	0-0
2020	8	2-3-5	0-0	0-0	0	0	0-0
2021	4	0-0-0	0-0	0-0	0	0	0-0
2022	4	1-1-2	0.5-0	0-0	0	0	0-0
2023	10	5-7-12	0-0	0-0	0	1	0-0
TOTAL	30	8-11-19	0.5-0	0-0	0	1	0-0

SINGLE-GAME CAREER HIGHS

Total Tackles: 2, 5 times
 Total Tackles For Loss: 0.5, vs. Michigan (12/31/22)

**TYMON** **91****MITCHELL**DEFENSIVE LINE // JR // 6-3 // 310
Nashville, Tenn. (Franklin Road Academy) / Georgia

2023 GAME-BY-GAME

	S-A-T	TFL	QBS	FF-FR	INT	QBH	PBU
COLORADO	1-1-2	0-0	0-0	0-0	0	0	0
NICHOLLS	0-0-0	0-0	0-0	0-0	0	1	0
at Houston	0-0-0	0-0	0-0	0-0	0	0	0
SMU	0-0-0	0-0	0-0	0-0	0	0	0
WEST VIRGINIA	0-1-1	0.5-0	0-0	0-0	0	0	0
at Iowa State	2-0-2	0-0	0-0	0-0	0	0	0
vs BYU	1-1-2	0-0	0-0	0-0	0	0	0
at Kansas State	0-0-0	0-0	0-0	0-0	0	0	0
at Texas Tech	1-1-2	0-0	0-0	0-0	0	0	0
TEXAS	2-0-2	0-0	0-0	0-0	0	0	0

CAREER STATS

DEFENSE	G	S-A-T	TFL	QBS	INT	PBU	FF-FR
2019 (Georgia)	2	1-3-4	0-0	0-0	0	0	0-0
2020 (Georgia)	1	0-1-1	0-0	0-0	0	0	0-0
2021 (Georgia)	5	2-4-6	0-0	0-0	0	0	0-0
2022	15	10-10-20	3.5-16	3.0-15	0	0	0-1
2023	10	7-4-11	0.5-0	0-0	0	0	0-0
TOTAL	33	20-22-42	4.0-16	3.0-15	0	0	0-1

SINGLE-GAME CAREER HIGHS

Total Tackles: 4, vs. Arkansas (9/14/19); vs. Oklahoma (10/1/22)
 Total Sacks: 1, 3 times
 Total Tackles For Loss: 1.5, vs. Oklahoma (10/1/22)

2023 PLAYER BIO UPDATES



CHANDLER MORRIS 4
QUARTERBACK // RS-FR // 6-0 // 190
 Highland Park, Texas (Highland Park HS) / Oklahoma

2023 GAME-BY-GAME

	PASSING						RUSHING					
	C-A-I	PCT	YDS	TD	LNG	ATT	YDS	TD	LNG			
Colorado	24-42-2	.571	279	2	23	5	30	1	19			
vs Nicholls	26-30-0	.867	263	2	28	6	63	1	32			
at Houston	24-27-1	.649	314	2	33	12	53	0	13			
vs SMU	24-33-0	.727	265	3	38	6	38	0	21			
vs WWU	23-41-0	.561	298	2	59	11	51	1	31			
at Iowa St.	10-16-2	.625	94	1	20	5	14	0	14			

CAREER STATS

PASS/RUSH	G	C-A-I	PCT	YDS	TD	ATT	YDS	TD
2020 (Oklahoma)	5	3-5-0	60.0	39	0	5	44	2
2021	4	50-75-0	66.7	717	3	25	83	1
2022	4	18-27-0	66.7	145	1	6	24	0
2023	6	131-199-5	66.1	1513	12	45	249	3
TOTAL	19	202-306-5	66.0	2414	16	81	400	6

SINGLE-GAME CAREER HIGHS

Rushing Attempts: 12, at Houston (9/16/23)
 Rushing Yards Net: 70, vs. Baylor (11/6/21)
 Rushing Touchdowns: 1, 6 times
 Longest Rushing: 32, vs. Nicholls (9/9/23)
 Total Passes: 42, vs. Colorado (9/2/23)
 Completed Passes: 29, vs. Baylor (11/6/21)
 Passes Yards: 461, vs. Baylor (11/6/21)
 Touchdowns from passes: 3, vs. SMU (9/23/23)
 Longest Pass: 63, vs. Baylor (11/6/21)
 Receptions: 1, vs. Baylor (11/6/21)
 Receptions Yards: 7, vs. Baylor (11/6/21)
 Longest Reception: 7, vs. Baylor (11/6/21)
 Total Tackles: 1, at Houston (09/16/23)



JOSH NEWTON 2
CORNER BACK // SR // 6-0 // 190
 Monroe, La. (Ouachita Parish HS) / ULM

2023 GAME-BY-GAME

	S-A-T	TFL	QBS	FF-FR	INT	QBH	PBU
COLORADO	2-2-4	0-0	0-0	0-0	0	0	0
NICHOLLS	3-1-4	0-0	0-0	0-0	0	0	2
at Houston	1-0-1	0-0	0-0	0-0	0	0	0
SMU	0-0-0	0-0	0-0	0-0	1	0	1
WEST VIRGINIA	4-0-4	0-0	0-0	0-0	0	0	0
at Iowa State	1-0-1	0-0	0-0	0-0	0	0	0
BYU	1-0-1	0-0	0-0	0-0	0	0	1
at Kansas State	3-1-4	0-0	0-0	0-0	0	0	0
at Texas Tech	2-1-3	0-0	0-0	0-0	0	0	0
TEXAS	5-0-5	0-0	0-0	0-0	0	0	1

CAREER STATS

DEFENSE	G	S-A-T	TFL	QBS	INT	PBU	FF-FR
2019 (ULM)	12	14-6-20	0-0	0-0	0	2	0-0
2020 (ULM)	10	11-5-16	0.5-1	0-0	1	6	0-0
2021 (ULM)	12	28-20-48	4.0-12	0-0	2	8	0-0
2022	15	26-9-35	2.5-6	0-0	3	12	0-0
2023	10	22-5-27	0-0	0-0	1	6	0-0
TOTAL	59	101-45-146	7.0-19	0-0	7	34	0-0

SINGLE-GAME CAREER HIGHS

Total Tackles: 6, at Texas State (11/6/21), vs. Liberty (10/16/21)
 Total Tackles For Loss: 1, 6 times
 Total Interceptions: 1, 7 times



NAMDI OBIAZOR 4
LINEBACKER // JR // 6-3 // 225
 Eden Prairie, Minn. (Eden Prairie HS) / Iowa Western CC

2023 GAME-BY-GAME

	S-A-T	TFL	QBS	FF-FR	INT	QBH	PBU
COLORADO	2-4-6	0-0	0-0	0-0	0	0	0
NICHOLLS	4-5-9	0-0	0-0	0-0	0	1	0
at Houston	4-3-7	0-0	0-0	0-0	0	1	0
SMU	6-5-11	1.0-1	1.0-1	0-0	0	0	1
WEST VIRGINIA	4-4-8	1.0-2	0-0	0-0	0	0	0
at Iowa State	3-2-5	0-0	0-0	0-0	0	0	1
BYU	3-3-6	1.0-13	1.0-13	0-0	0	2	0
at Kansas State	10-3-13	1.0-13	1.0-13	0-0	0	2	0
at Texas Tech	5-2-7	1.0-13	1.0-13	0-0	0	0	0
TEXAS	2-2-4	0-0	0-0	0-0	0	0	0

CAREER STATS

DEFENSE	G	S-A-T	TFL	QBS	INT	PBU	FF-FR
2022	15	31-18-49	0.5-1	0-0	0	2	0-0
2023	10	43-33-76	5.0-42	4.0-40	0	2	0-0
TOTAL	25	74-51-125	5.0-43	4.0-40	0	4	0-0

SINGLE-GAME CAREER HIGHS

Total Tackles: 13, at Kansas State (10/21/23)
 Total Sacks: 1, 4 times
 Total Tackles For Loss: 1, 5 times



PAUL OYEWALE 97
DEFENSIVE LINE // RS-FR // 6-4 // 275
 Houston, Texas (Langham Creek HS)

2023 GAME-BY-GAME

	S-A-T	TFL	QBS	FF-FR	INT	QBH	PBU
COLORADO	3-0-3	1.0-9	1.0-9	0-0	0	0	0
NICHOLLS	1-1-2	0-0	0-0	0-0	0	1	0
at Houston	2-3-5	2.0-16	2.0-16	0-0	0	0	0
SMU	0-1-1	0-0	0-0	0-0	0	0	0
WEST VIRGINIA	1-1-2	1.0-1	0-0	0-0	0	0	0
at Iowa State	2-1-3	0-0	0-0	0-0	0	1	0
BYU	0-0-0	0-0	0-0	0-0	0	0	0
at Kansas State	0-1-1	0-0	0-0	0-0	0	0	0
at Texas Tech	3-0-3	1.0-3	0-0	0-0	0	0	0
TEXAS	0-2-2	0-0	0-0	0-0	0	0	0

CAREER STATS

DEFENSE	G	S-A-T	TFL	QBS	INT	PBU	FF-FR
2022	3	0-1-1	0-0	0-0	0	0	0-0
2023	10	12-10-22	5.0-29	3.0-25	0	0	0-0
TOTAL	3	12-11-23	5.0-29	3.0-25	0	0	0-0

SINGLE-GAME CAREER HIGHS

Total Tackles: 5, at Houston (9/16/23)
 Total Tackles For Loss: 2, at Houston (9/16/23)
 Total Sacks: 2, at Houston (9/16/23)



MARK PERRY 3
DEFENSIVE LINE // RS-FR // 6-4 // 275
 Houston, Texas (Langham Creek HS)

2023 GAME-BY-GAME

	S-A-T	TFL	QBS	FF-FR	INT	QBH	PBU
COLORADO	1-0-1	0-0	0-0	0-0	0	0	0
NICHOLLS	5-1-6	1.0-4	0-0	0-0	0	0	0
at Houston	3-0-3	0-0	0-0	0-0	0	0	1
SMU	4-4-8	0-0	0-0	0-0	0	0	0
WEST VIRGINIA	3-1-4	0-0	0-0	1-0	0	0	1
at Iowa State	5-0-5	1.0-1	0-0	0-0	0	0	1
BYU	4-0-4	0-0	0-0	0-0	0	0	0
at Kansas State	4-1-5	0-0	0-0	0-0	0	0	0
at Texas Tech	2-2-3	1.0-1	0-0	0-0	0	0	0
TEXAS	6-1-7	0-0	0-0	0-0	0	0	0

CAREER STATS

DEFENSE	G	S-A-T	TFL	QBS	INT	PBU	FF-FR
2019 (Colorado)	8	14-2-16	4.0-29	2.0-19	0	1	0-0
2020 (Colorado)	5	7-2-9	0-0	0-0	0	0	0-0
2021 (Colorado)	12	42-25-67	2.0-2	0-0	3	3	0-1
2022	15	59-25-84	6.5-12	0-0	0	2	0-0
2023	10	37-10-47	3.0-6	0-0	0	3	1-0
TOTAL	50	159-37-223	15.5-49	2.0-19	3	9	1-1

SINGLE-GAME CAREER HIGHS

Total Tackles: 10, vs. USC (10/2/21)
 Total Tackles For Loss: 3, vs. Washington (11/23/19)
 Total Interceptions: 1, 3 times
 Total Sacks: 2, vs. Washington (11/23/19)



JP RICHARDSON 7
WIDE RECEIVER // JR // 6-0 // 190
 Missouri City, Texas (Ridge Point HS) / Oklahoma State

2023 GAME-BY-GAME

	RUSHING				RECEIVING			
	ATT	YDS	TD	LNG	REC	YDS	TD	LNG
COLORADO	0	0	0	0	6	63	0	17
NICHOLLS	0	0	0	0	1	24	0	24
at Houston	0	0	0	0	6	60	0	16
SMU	1	2	2	1	1	38	0	38
WEST VIRGINIA	0	0	0	0	3	87	1	59
at Iowa State	1	8	8	4	23	0	14	
BYU	0	0	0	0	6	104	1	42
at Kansas State	0	0	0	0	3	21	0	10
at Texas Tech	0	0	0	0	3	17	0	9
TEXAS	1	2	2	2	3	23	1	11

CAREER STATS

RECEIVING	G	REC	YDS	TD	LNG	AVG
2021 (Oklahoma State)	10	23	168	2	20	16.8
2022 (Oklahoma State)	13	49	503	4	83	38.7
2023	10	36	460	3	59	46.0
TOTAL	33	108	1131	9	83	34.3

SINGLE-GAME CAREER HIGHS

Rushing Attempts: 1, 4 times
 Rushing Yards Net: 8, at Iowa State (10/7/23)
 Longest Rushing: 8, at Iowa State (10/7/23)
 Total Passes: 1, 3 times
 Completed Passes: 1, at Baylor (10/1/22)
 Passes Yards: 32, at Baylor (10/1/22)
 Longest Pass: 32, at Baylor (10/1/22)
 Receptions: 7, vs. Texas (10/2/22)
 Reception Yards: 104, vs. BYU (10/14/22)
 Reception Touchdowns: 1, 8 times
 Longest Reception: 83, vs. Iowa State (11/12/22)
 Longest Punt Return: 18, vs. Texas (11/11/22)
 Longest Kick Return: 21, vs. West Virginia (11/26/22)
 Total Tackles: 1, vs. Wisconsin (12/27/22); vs. BYU (10/14/23)

2023 PLAYER BIO UPDATES



JAYLON ROBINSON **13**
WIDE RECEIVER // SR // 5-9 // 180
 Fort Worth, Texas (All Saints Episcopal) / Ole Miss

2023 GAME-BY-GAME

	RUSHING				RECEIVING			
	ATT	YDS	TD	LNG	REC	YDS	TD	LNG
COLORADO	0	0	0	0	0	0	0	0
NICHOLLS	1	-3	0	0	5	39	1	14
at Houston	0	0	0	0	3	47	0	20
SMU	1	1	0	1	3	35	0	14
BYU	0	0	0	0	7	68	0	13
at Kansas State	0	0	0	0	1	7	0	7
at Texas Tech	0	0	0	0	5	68	0	29
TEXAS	0	0	0	0	2	37	0	25

CAREER STATS

	G	REC	YDS	TD	LNG	AVG
2018 (Oklahoma)	4	3	28	0	11	7.0
2020 (UCF)	10	55	979	6	70	97.9
2021 (UCF)	7	18	322	2	47	46.0
2022 (Ole Miss)	8	5	29	0	16	3.6
2023	8	26	301	1	29	37.6
TOTAL	37	107	1659	9	70	44.8

SINGLE-GAME CAREER HIGHS

Rushing Attempts: 2, vs. Central Arkansas (9/10/22)
 Rushing Yards Net: 14, vs. Central Arkansas (9/10/22)
 Longest Rushing: 8, vs. Alabama (11/12/22); vs. Central Arkansas (9/10/22)
 Receptions: 10, at Memphis (10/17/20)
 Reception Yards: 173, at Memphis (10/17/20)
 Reception Touchdowns: 2, at East Carolina (9/26/20); at Memphis (10/17/20)
 Longest Reception: 70, vs. Temple (11/14/20)
 Longest Kick Return: 20, at Vanderbilt (10/9/22); vs. Alabama (11/12/22)
 Total Tackles: 1, at Georgia Tech (9/19/20)



DJ ROGERS **80**
TIGHT END // SO // 6-4 // 250
 Sammamish, Wash. (Eastside Catholic HS)

2023 GAME-BY-GAME

	REC	YDS	TD	LNG
COLORADO	0	0	0	0
NICHOLLS	1	16	0	16
at Houston	0	0	0	0
SMU	0	0	0	0
WEST VIRGINIA	0	0	0	0
at Iowa State	0	0	0	0
BYU	2	30	0	22
at Kansas State	0	0	0	0
at Texas Tech	3	31	1	17
TEXAS	0	0	0	0

CAREER STATS

	G	REC	YDS	TD	LNG	AVG
2021	4	0	0	0	0	0.0
2022	12	0	0	0	0	0.0
2023	10	6	77	1	22	8.6
TOTAL	26	6	77	1	22	3.1

SINGLE-GAME CAREER HIGHS

Receptions: 3, at Texas Tech (11/4/23)
 Reception Yards: 31, at Texas Tech (11/4/23)
 Reception Touchdowns: 1, at Texas Tech (11/4/23)
 Longest Reception: 22, vs. BYU (10/14/23)
 Total Tackles: 1, at Houston (9/16/23)



TREY SANDERS **2**
RUNNING BACK // JR // 6-0 // 222
 Port Saint Joe, Fla. (IMG Academy) / Alabama

2023 GAME-BY-GAME

	RUSHING				RECEIVING			
	ATT	YDS	TD	LNG	REC	YDS	TD	LNG
COLORADO	15	46	3	7	0	0	0	0
NICHOLLS	5	13	0	6	1	8	0	8
at Houston	8	48	1	18	0	0	0	0
SMU	6	23	0	11	1	3	0	3
WEST VIRGINIA	2	8	0	5	1	3	0	3
at Iowa State	2	11	0	14	0	0	0	0
vs BYU	3	9	0	5	0	0	0	0
at Kansas State	5	15	0	6	2	6	0	3
at Texas Tech	1	1	1	1	0	0	0	0
TEXAS	0	0	0	0	0	0	0	0

CAREER STATS

	G	REC	YDS	TD	LNG	AVG
2020 (Alabama)	4	30	134	0	25	33.5
2021 (Alabama)	13	72	314	2	20	24.2
2022 (Alabama)	10	14	80	1	11	8.0
2023	10	47	174	5	18	19.3
TOTAL	37	163	702	8	25	19.5

SINGLE-GAME CAREER HIGHS

Rushing Attempts: 15, vs. Colorado (9/2/23)
 Rushing Yard Net: 80, vs. Mississippi State (10/31/20)
 Rushing Touchdowns: 3, vs. Colorado (9/2/23)
 Longest Rushing: 25, vs. Mississippi State (10/31/20)
 Receptions: 2, at Auburn (11/27/21); at Kansas State (10/21/23)
 Receptions Yards: 36, vs. Arkansas (11/20/21)
 Longest Reception: 36, vs. Arkansas (11/20/21)
 Longest Kick Return: 17, vs. Mississippi State (10/31/20)
 Total Tackles: 1, vs. Mississippi State (10/31/20); vs. Georgia (12/4/21)



JORDY SANDY **31**
PUNTER // SR // 6-3 // 215
 Traralgon, Australia (ProKick Australia)

2023 GAME-BY-GAME


	ATT	YDS	AVG	LNG	TB	FC	I20	50+
COLORADO	2	95	47.5	48	0	1	1	0
NICHOLLS	3	126	42.0	49	0	2	1	0
at Houston	2	88	44.0	45	0	0	1	0
SMU	5	81	40.5	44	0	1	1	0
WEST VIRGINIA	5	218	43.6	57	0	2	0	1
at Iowa State	3	101	33.7	38	0	1	0	0
BYU	1	44	44.0	44	0	0	0	0
at Kansas State	5	230	46.0	54	1	3	2	1
at Texas Tech	5	209	41.8	51	0	4	2	1
TEXAS	4	150	37.5	47	0	2	2	0

CAREER STATS

	G	ATT	YDS	LNG	AVG	TB	FC	I20	50+
2019	12	61	2340	55	38.4	5	25	25	9
2020	10	57	2337	55	41.0	3	36	24	8
2021	12	43	1861	64	43.3	3	25	13	8
2022	15	63	2512	59	39.9	3	39	18	5
2023	10	32	1342	57	41.9	1	16	10	3
TOTAL	59	256	10392	64	40.6	15	141	90	33

SINGLE-GAME CAREER HIGHS

Rushing Attempts: 1, vs. SMU (9/23/23)
 Punts: 8, vs. Oklahoma (10/24/20); at Oklahoma State (11/13/21)
 Punts Average: 50.4, vs. California (9/11/21)
 Longest Punt: 64, vs. California (9/11/21)
 Punts Inside 20 Yards: 5, vs. Baylor (11/9/19)
 Total Tackles: 1, 3 times



JARED WILEY **19**
TIGHT END // SR // 6-7 // 260
 Temple, Texas (Temple HS) / Texas

2023 GAME-BY-GAME

	REC	YDS	TD	LNG
COLORADO	5	60	1	21
NICHOLLS	2	9	0	6
at Houston	2	14	0	10
SMU	5	37	2	17
WEST VIRGINIA	1	9	0	9
at Iowa State	2	18	0	14
BYU	4	20	1	7
at Kansas State	1	7	0	7
at Texas Tech	4	64	0	35
TEXAS	6	65	0	46

CAREER STATS

	G	REC	YDS	TD	LNG	AVG
2019 (Texas)	12	1	15	0	15	1.3
2020 (Texas)	9	9	166	1	52	18.4
2021 (Texas)	11	9	67	2	20	6.1
2022	15	24	245	4	30	16.3
2023	10	32	303	4	46	30.3
TOTAL	57	75	796	11	52	14.0

SINGLE-GAME CAREER HIGHS

Receptions: 6 vs. Texas (11/11/23)
 Reception Yards: 74, vs. Kansas State (10/22/22)
 Receptions Touchdowns: 2, vs. SMU (9/23/23)
 Longest Reception: 52, vs. TCU (10/3/20)
 Total Tackles: 1, 3 times



DAMON WILLIAMS **52**
DEFENSIVE LINE // SO // 6-2 // 320
 Torrance, Calif. (Alemany HS)

2023 GAME-BY-GAME

	S-A-T	TFL	QBS	FF-FR	INT	QBH	PBU
COLORADO	2-1-3	0-0	0-0	0-0	0	0	0
NICHOLLS	3-0-3	1-0-7	1-0-7	0-0	0	0	0
at Houston	0-2-2	0-0	0-0	0-0	0	0	0
SMU	1-3-4	1-0-11	1-0-11	0-0	0	0	0
WEST VIRGINIA	0-2-2	0-0	0-0	0-0	0	0	0
at Iowa State	1-2-3	0-0	0-0	0-0	0	0	0
BYU	1-0-1	0-0	0-0	0-0	0	0	0
at Kansas State	2-2-4	1-0-2	0-0	0-0	0	0	0
at Texas Tech	3-4-7	0-5-0	0-0	0-0	0	0	0
TEXAS	0-1-1	0-5-1	0-0	0-0	0	1	0

CAREER STATS

	G	S-A-T	TFL	QBS	INT	PBU	FF-FR
2022	14	12-15-27	4-5-14	1-5-8	0	0	1-0
2023	10	13-17-30	4-0-21	2-0-18	0	0	0-0
TOTAL	24	25-32-57	8-5-35	3-5-26	0	0	1-0

SINGLE-GAME CAREER HIGHS

Total Tackles: 7, at Texas Tech (11/2/23)
 Total Sacks: 1.5, 3 times
 Total Tackles for Loss: 1, vs. Kansas State (10/22/22)

2023 PLAYER BIO UPDATES



SAVION WILLIAMS **3**
 WIDE RECEIVER // JR // 6-5 // 225
 Marshall, Texas (Marshall HS)

2023 GAME-BY-GAME

	RUSHING				RECEIVING			
	ATT	YDS	TD	LNG	REC	YDS	TD	LNG
COLORADO	1	14	0	14	2	6	0	6
at Houston	1	3	0	3	3	54	1	31
SMU	1	0	0	0	0	0	0	0
WEST VIRGINIA	0	0	0	0	4	59	0	26
at Iowa State	0	0	0	0	2	17	1	11
BYU	1	6	0	6	6	77	1	16
at Kansas State	1	5	0	5	4	60	0	16
at Texas Tech	0	0	0	0	4	37	0	12
TEXAS	1	7	0	7	11	164	1	42

CAREER STATS

RECEIVING STATS	G	REC	YDS	TD	LNG	AVG
2020	7	1	8	0	8	1.1
2021	7	6	71	0	16	10.1
2022	15	29	392	4	57	26.1
2023	9	36	474	4	42	52.7
TOTAL	38	72	945	8	57	24.9

SINGLE-GAME CAREER HIGHS

Rushing Attempts: 1, 6 times
 Rushing Yards Net: 14, vs. Colorado (9/2/23)
 Longest Rushing: 14, vs. Colorado (9/2/23)
 Receptions: 11, vs. Texas (11/11/23)
 Reception Yards: 164, vs. Texas (11/11/23)
 Reception Touchdowns: 1, 8 times
 Longest Reception: 57, at West Virginia (10/29/22)
 Longest Kick Return: 30, at Baylor (10/31/20)

2023 GAME-BY-GAME RECAPS

GAME 1

Sept. 2, 2023 • Attendance: 53,294
Amon G. Carter Stadium • Fort Worth, Texas



COLORADO (1-0) 45
TCU (0-1) 42

FORT WORTH -- An Amon G. Carter Stadium record crowd was on hand as No. 17 TCU dropped a 45-42 decision to Colorado on Saturday afternoon in the season opener for both teams.

The attendance of 53,294 shattered the previous mark of 50,307 for a 2009 contest against Utah. Another record was set for student attendance with 6,663. It's the sixth time in the last seven home games for a new mark for TCU students.

Trailing 17-14 at the half and later by as many as 10 points, the Horned Frogs stormed back to take their first lead of the game at 28-24 on a 23-yard touchdown pass from Chandler Morris to Dylan Wright with 2:32 left in the third quarter. Morris threw for 279 yards and two scores while adding a 19-yard touchdown run.

The second half featured six lead changes before the Buffaloes went on top for good with 4:25 to play.

TCU took its final lead at 42-38 on Trey Sanders' 1-yard scoring run, one of his three rushing scores in his TCU debut. It came just two plays after Major Everhart returned a kickoff 86 yards. The Horned Frogs' special teams set up an earlier score when Namdi Obiazor blocked a field goal to provide a short field for TCU.

The Horned Frogs totaled 531 yards of offense, with Emani Bailey rushing for a career-high 164 yards on 14 carries.

SCORE BY QUARTERS	1	2	3	4	SCORE
COLORADO	7	10	14	14	45
TCU	0	14	14	14	42

SCORING SUMMARY

1ST 8:58 COL - EDWARDS 4 YD PASS FROM SANDERS (MATAKICK), 13-73, 05:06	7-0
2ND 13:57 TCU - SANDERS 7 YD RUN (KELL KICK), 7-52, 02:17	7-7
2ND 09:28 COL - WILKERSON 2 YD RUN (FEELY KICK), 10-75, 04:29	14-7
2ND 01:53 TCU - SANDERS 4 YD RUN (KELL KICK), 4-22, 01:05	14-14
2ND 00:00 COL - FEELY 49 YD FIELD GOAL, 9-44, 01:53	17-14
3RD 14:24 COL - EDWARDS 75 YD PASS FROM SANDERS (FEELY KICK), 1-75, 00:36	24-14
3RD 13:29 TCU - WILEY 21 YD PASS FROM MORRIS (KELL KICK), 3-65, 00:55	24-21
3RD 02:32 TCU - WRIGHT 23 YD PASS FROM MORRIS (KELL KICK), 7-63, 02:01	24-28
3RD 00:27 COL - EDWARDS 7 YD RUN (FEELY KICK), 5-75, 02:05	31-28
4TH 10:49 TCU - MORRIS 19 YD RUN (KELL KICK), 14-79, 04:31	31-35
4TH 07:36 COL - HORN JR. 26 YD PASS FROM SANDERS (FEELY KICK), 6-75, 03:13	38-35
4TH 07:00 TCU - SANDERS 1 YD RUN (KELL KICK), 2-8, 00:21	38-42
4TH 04:25 COL - EDWARDS 46 YD PASS FROM SANDERS (FEELY KICK), 6-82, 02:28	45-42

TEAM STATISTICS

CATEGORY	COLORADO	TCU
FIRST DOWNS	30	27
RUSHES - NET YARDS RUSHING	34-55	37-262
NET YARDS PASSING	510	279
Completions-Attempts-Int	38-47-0	24-42-2
TOTAL OFFENSE YARDS	565	541
Total offense plays	81	79
Average Gain Per Play	7.0	6.8
Fumbles: Number-Lost	1-1	1-0
Penalties: Number-Yards	6-35	10-78
PUNTS-YARDS	3-133	2-95
Average Yards Per Punt	44.3	47.5
Net Yards Per Punt	44.3	46.5
KICKOFF-YARDS	7-414	7-455
Punt returns: Number-Yards-TD	1-2-0	0-0-0
Kickoff returns: Number-Yds-TD	1-18-0	5-150-0
Interceptions: Number-Yds-TD	2-0-0	0-0-0
Fumble Returns: Number-Yds-TD	0-0-0	1-9-0
Possession Time	34:33	25:27
Third-Down Conversions	9-15	10-17
Fourth-Down Conversions	2-2	1-2
Red-Zone Scores-Chances	3-3	4-6
Touchdowns	3-3	4-6
Field goals	0-3	0-6
Sacks By: Number-Yards	0-0	4-32
Points off Turnover	0	7

RUSHING

COLORADO - Sy'veon Wilkerson 13-45, Dylan Edwards 6-24, Anthony Hankerson 9-21, TEAM 1-Minus 3, Shedeur Sanders 5-Minus 32.
TCU - Emani Bailey 14-164, Trey Sanders 15-46, Chandler Morris 5-30, Savion Williams 1-14, Major Everhart 1-7, Trent Battle 1-1.

PASSING

COLORADO - Shedeur Sanders 38-47-0, 510 yards.
TCU - Chandler Morris 24-42-2, 279 yards.

RECEIVING

COLORADO - Dylan Edwards 5-135, Travis Hunter 11-119, Xavier Weaver 6-118, Jimmy Horn Jr. 11-117, Michael Harrison 2-12, Tar'Varish Dawson 3-9.
TCU - JP Richardson 6-63, Jared Wiley 5-60, Dylan Wright 2-44, Jack Bech 3-34, Warren Thompson 1-18, JoJo Earle 1-16, Chase Curtis 2-15, Trent Battle 1-12, Major Everhart 1-11, Savion Williams 2-6.

GAME 2

Sept. 9, 2023 • Attendance: 45,010
Amon G. Carter Stadium • Fort Worth, Texas



NICHOLLS (0-2) 17
TCU (1-1) 59

FORT WORTH -- TCU led throughout the contest en route to a 41-6 win over Nicholls on Saturday night in Amon G. Carter Stadium.

Special teams came up big for the second straight game for the Horned Frogs, while the defense did not allow a touchdown and held the Colonels to 263 yards.

Following Nicholls' opening possession, a block by Trent Battle and 24-yard return by Blake Nowell gave TCU its first blocked punt for a touchdown since Antonio Graves against New Mexico in 2011.

TCU's special teams again provided a highlight on the final play of the first half when Griffin Kell tied a TCU record with a 57-yard field goal. It equaled Jaden Oberkrom versus West Virginia in 2015 and Michael Reeder against UTEP in 1996 for the longest made kick in program history.

Chandler Morris completed 26-of-30 passes for 263 yards and two touchdowns while rushing for 63 yards on six carries and another score. The 86.7 completion percentage by Morris tied for third-best in a game at TCU.

A career-long 32-yard run by Morris, on a 3rd-and-12, gave TCU a 14-0 lead with a minute to play in the first quarter. Morris later added scoring passes of 14 yards to Jaylon Robinson and 4 to JoJo Earle for their first touchdowns as Horned Frogs. Robinson had five receptions for 39 yards, while Warren Thompson recorded a career-high and team-leading eight catches for 92 yards.

SCORE BY QUARTERS	1	2	3	4	SCORE
NICHOLLS	0	3	3	0	6
TCU	14	10	0	17	41

SCORING SUMMARY

1ST 10:34 TCU - B.NOWELL 24 YD BLOCKED PUNT RETURN (G.KELL KICK), 01:43	0-7
1ST 01:00 TCU - C.MORRIS 32 YD RUSH (G.KELL KICK), 5-79, 00:00	0-14
2ND 10:43 TCU - J.ROBINSON 14 YD PASS FROM C.MORRIS (G.KELL KICK), 5-55, 01:33	0-21
2ND 00:31 NSU - G.LASSEIGNE 40 YD FG, 13-67, 04:52	3-21
2ND 00:00 TCU - G.KELL 57 YD FG, 4-31, 00:25	3-24
3RD 02:51 NSU - G.LASSEIGNE 47 YD FG, 12-27, 00:00	6-24
4TH 10:15 TCU - J.EARLE 4 YD PASS FROM C.MORRIS (G.KELL KICK), 8-70, 02:55	6-31
4TH 06:31 TCU - G.KELL 42 YD FG, 8-2, 02:47	6-34
4TH 00:48 TCU - J.BAILEY 34 YD PASS FROM J.HOOVER (G.KELL KICK), 3-48, 00:43	6-41

TEAM STATISTICS

CATEGORY	NICHOLLS	TCU
FIRST DOWNS	15	22
RUSHES - NET YARDS RUSHING	39-86	37-129
NET YARDS PASSING	177	313
Completions-Attempts-Int	17-36-1	28-33-1
TOTAL OFFENSE YARDS	263	442
Total offense plays	75	70
Average Gain Per Play	3.5	6.3
Fumbles: Number-Lost	1-1	2-1
Penalties: Number-Yards	7-45	5-50
PUNTS-YARDS	7-231	3-126
Average Yards Per Punt	33.0	42.0
Net Yards Per Punt	27.6	40.0
KICKOFF-YARDS	3-179	7-447
Punt returns: Number-Yards-TD	1-6-0	4-68-1
Kickoff returns: Number-Yds-TD	3-56-0	3-64-0
Interceptions: Number-Yds-TD	1-0-0	1-0-0
Fumble Returns: Number-Yds-TD	0-0-0	1-5-0
Possession Time	35:26	24:34
Third-Down Conversions	8-20	4-12
Fourth-Down Conversions	0-2	2-4
Red-Zone Scores-Chances	1-1	3-4
Touchdowns	0-1	2-4
Field goals	1-1	1-4
Sacks By: Number-Yards	0-0	3-19
Points off Turnover	3	3

RUSHING

NICHOLLS - Collin Guggenheim 14-38, Jaylon Spears 10-35, Marquese Albert 5-13, Jake Dalmado 2-9, Terry Matthews 1-4, Pat McQuaide 7-Minus 13.
TCU - Emani Bailey 19-67, Chandler Morris 6-63, Trey Sanders 5-13, Trent Battle 1-Minus 1, Corey Wren 2-Minus 1, Major Everhart 2-Minus 3, Jaylon Robinson 1-Minus 3, Josh Hoover 1-Minus 6.

PASSING

NICHOLLS - Pat McQuaide 17-36-1, 177 yards.
TCU - Chandler Morris 26-30-0, 263 yards; Josh Hoover 2-3-1, 50 yards.

RECEIVING

NICHOLLS - Neno Lemay 8-100, Tyren Montgomery 3-43, Terry Matthews 2-8, Quincy Brown 1-15, Lee Negrotto 1-8, Nathan Hebb 1-4, Marquese Albert 1-Minus 1.
TCU - Warren Thompson 8-92, Jaylon Robinson 5-39, Jordyn Bailey 3-61, JoJo Earle 2-23, Jared Wiley 2-9, JP Richardson 1-24, Emani Bailey 1-16, DJ Rogers 1-16, Trent Battle 1-11, Trey Sanders 1-8, Jack Bech 1-6, Major Everhart 1-5, DJ Allen 1-3.

2023 GAME-BY-GAME RECAPS

GAME 3

Sept. 16, 2023 • Attendance: 36,049
TDECU Stadium • Houston, Texas



TCU (2-1, 1-0) **36**
HOUSTON (1-2, 0-1) **13**

HOUSTON -- TCU dominated on both sides of the line of scrimmage in rolling to a 36-13 win at Houston in the Big 12 Conference opener for both teams.

The Horned Frogs had 564 yards of offense while holding the Cougars to 266. TCU held its opponent without an offensive touchdown for the second straight game.

Houston's opening four possessions of the game went inside the TCU 31, but it came away with just three points. Namdi Obiazor and Damon Williams combined for a stop for no gain on a 4th-and-1 at the TCU 23, and an incomplete pass on a 4th-and-1 at the 5 also turned the ball over on downs to the Horned Frogs.

Chandler Morris totaled 367 yards of offense, completing 24-of-37 passes for 314 yards and two touchdowns while adding 53 yards rushing. Emani Bailey topped 100 yards for the second time this season with a team-best 126.

The Horned Frogs started fast in both halves.

TCU took the opening kickoff and drove 75 yards in six plays for a 7-0 lead on a 33-yard touchdown pass from Morris to Warren Thompson. On its first series of the second half, TCU drove 70 yards in four plays to extend its 20-13 halftime lead to 26-13 on a 31-yard scoring strike from Morris to Savion Williams.

Griffin Kell made field goals of 40, 53 and 37 yards.

SCORE BY QUARTERS	1	2	3	4	SCORE
TCU	7	13	9	7	36
HOUSTON	3	10	0	0	13

SCORING SUMMARY

1ST 12:29 TCU - W.THOMPSON 33 YD PASS FROM C.MORRIS (G.KELL KICK), 6-75, 01:31	7-0
1ST 10:06 HOU - J.MARTIN 44 YD FG, 7-48, 03:23	7-3
2ND 07:08 TCU - G.KELL 40 YD FG, 14-73, 05:36	10-3
2ND 05:37 TCU - G.KELL 53 YD FG, 5-18, 01:02	13-3
2ND 05:21 HOU - M.GOLDEN 98 YD KICKOFF RETURN (J.MARTIN KICK), 00:00	13-10
2ND 02:58 TCU - E.BAILEY 16 YD RUSH (G.KELL KICK), 6-75, 02:23	20-10
2ND 00:56 HOU - J.MARTIN 44 YD FG, 8-24, 01:52	20-13
3RD 12:29 TCU - S.WILLIAMS 31 YD PASS FROM C.MORRIS (G.KELL KICK MISSED), 4-70, 01:21	26-13
3RD 03:47 TCU - G.KELL 37 YD FG, 7-18, 02:18	29-13
4TH 02:55 TCU - T.SANDERS 18 YD RUSH (G.KELL KICK), 6-52, 03:28	36-13

TEAM STATISTICS

CATEGORY	TCU	UH
FIRST DOWNS	35	12
RUSHES - NET YARDS RUSHING	51-250	27-41
NET YARDS PASSING	314	225
Completions-Attempts-Int	24-37-1	17-35-2
TOTAL OFFENSE YARDS	564	266
Total offense plays	88	62
Average Gain Per Play	6.4	4.3
Fumbles: Number-Lost	1-1	0-0
Penalties: Number-Yards	7-75	7-60
PUNTS-YARDS	2-88	4-184
Average Yards Per Punt	44.0	46.0
Net Yards Per Punt	44.5	48.5
KICKOFF-YARDS	8-488	4-256
Punt returns: Number-Yards-TD	1-0-0	1--1-0
Kickoff returns: Number-Yds-TD	1-28-0	6-201-1
Interceptions: Number-Yds-TD	2-1-0	1-35-0
Fumble Returns: Number-Yds-TD	0-0-0	0-0-0
Possession Time	34:00	26:00
Third-Down Conversions	6-15	4-15
Fourth-Down Conversions	2-3	0-4
Red-Zone Scores-Chances	3-4	1-3
Touchdowns	2-4	0-3
Field goals	1-4	1-3
Sacks By: Number-Yards	6-34	3-16
Points off Turnover	3	0

RUSHING

TCU - Emani Bailey 23-126, Chandler Morris 12-53, Trey Sanders 8-48, Trent Battle 1-10, JoJo Earle 1-9, Corey Wren 2-5, Savion Williams 1-3, Cam Cook 1-2, Jack Bech 2-Minus 6.

HOUSTON - Stacy Sneed 10-36, Parker Jenkins 4-15, Brandon Campbell 1-0, Donovan Smith 12-Minus 10.

PASSING

TCU - Chandler Morris 24-37-1, 314 yards.

HOUSTON - Donovan Smith 17-35-2, 225 yards.

RECEIVING

TCU - JP Richardson 6-60, Savion Williams 3-54, Jaylon Robinson 3-47, Major Everhart 3-45, Emani Bailey 3-23, Jared Wiley 2-14, Warren Thompson 1-33, Jack Bech 1-26, Chase Curtis 1-7, Corey Wren 1-5.

HOUSTON - Samuel Brown 5-99, Matthew Golden 4-56, Joseph Manjack IV 4-50, Stacy Sneed 2-9, Stephon Johnson, Jr. 1-8, Mike O'Laughlin 1-3.

GAME 4

Sept. 23, 2023 • Attendance: 51,243
Amon G. Carter Stadium • Fort Worth, Texas



SMU (2-2) **17**
TCU (3-1) **34**

FORT WORTH -- Chandler Morris totaled 304 yards of offense and three touchdowns, while the TCU defense was stout again in a 34-17 victory over SMU on Saturday afternoon in Amon G. Carter Stadium.

TCU held its opponent without an offensive touchdown for nearly 10 quarters before SMU reached the end zone with 2:54 left in the first half. The Mustangs' other touchdown came with 1:47 remaining to play and the game in hand.

Leading 14-10 at the break, TCU scored on its first three possessions of the second half to take control of the game. After Griffin Kell field goals of 35 and 24 yards, Emani Bailey had a 24-yard scoring run to give the Horned Frogs a 27-10 lead with 1:54 to play in the third quarter.

Bailey's team-best 126 yards rushing gave him his third 100-yard game in four contests this season. Morris completed 23-of-32 passes for 265 yards and a career-best three touchdowns with no interceptions while adding 38 yards rushing on six carries.

Trailing 3-0, TCU took a 14-3 lead with 6:58 to play in the first half on a pair of Morris touchdown passes of 9 and 2 yards to Jared Wiley. The TCU tight end tied a career-high with his team-best five receptions for 37 yards.

The first Morris to Wiley score came with 16 seconds left in the first quarter. Two plays earlier, JP Richardson had a 2-yard rush to convert a 4th-and-1 at the SMU 16. The drive was also kept alive by a 14-yard completion from Morris to Jaylon Robinson on a 3rd-and-14 at midfield.

Wiley's second scoring grab, a 2-yard catch, was set up by the TCU defense as Jamoi Hodge and Shad Banks Jr. combined on a 5-yard tackle for loss when SMU went for it on a 4th-and-2 at the TCU 27. The Horned Frogs then responded with their 10-play, 68-yard drive.

SCORE BY QUARTERS	1	2	3	4	SCORE
SMU	3	7	0	7	17
TCU	7	7	13	7	34

SCORING SUMMARY

1ST 08:43 SMU - C.ROGERS 24 YD FG, 14-69, 06:17	3-0
1ST 00:16 TCU - J.WILEY 9 YD PASS FROM C.MORRIS (G.KELL KICK), 10-46, 03:01	3-7
2ND 06:58 TCU - J.WILEY 2 YD PASS FROM C.MORRIS (G.KELL KICK), 10-68, 04:07	3-14
2ND 02:54 SMU - C.WHEATON 1 YD RUSH (C.ROGERS KICK), 9-75, 04:04 1	0-14
3RD 11:05 TCU - G.KELL 35 YD FG, 12-58, 03:55	10-17
3RD 06:14 TCU - G.KELL 24 YD FG, 11-54, 04:17	10-20
3RD 01:54 TCU - E.BAILEY 24 YD RUSH (G.KELL KICK), 5-64, 01:33	10-27
4TH 01:47 SMU - T.LAVINE 2 YD RUSH (C.ROGERS KICK), 13-72, 04:48	17-27
4TH 01:18 TCU - C.CURTIS 36 YD PASS FROM C.MORRIS (G.KELL KICK), 4-44, 00:29	17-34

TEAM STATISTICS

CATEGORY	SMU	TCU
FIRST DOWNS	21	25
RUSHES - NET YARDS RUSHING	39-158	44-192
NET YARDS PASSING	258	265
Completions-Attempts-Int	16-35-2	24-33-0
TOTAL OFFENSE YARDS	416	457
Total offense plays	74	77
Average Gain Per Play	5.6	5.9
Fumbles: Number-Lost	0-0	0-0
Penalties: Number-Yards	4-20	6-48
PUNTS-YARDS	3-126	2-81
Average Yards Per Punt	42.0	40.5
Net Yards Per Punt	35.3	40.5
KICKOFF-YARDS	3-192	7-448
Punt returns: Number-Yards-TD	0-0-0	0-0-0
Kickoff returns: Number-Yds-TD	1-5-0	1-22-0
Interceptions: Number-Yds-TD	0-0-0	2-53-0
Fumble Returns: Number-Yds-TD	0-0-0	0-0-0
Possession Time	30:12	29:48
Third-Down Conversions	5-15	6-15
Fourth-Down Conversions	1-3	3-5
Red-Zone Scores-Chances	3-4	4-5
Touchdowns	2-4	2-5
Field goals	1-4	2-5
Sacks By: Number-Yards	2-5	3-17
Points off Turnover	0	0

RUSHING

SMU - Camar Wheaton 16-73, Jaylan Knighton 8-42, Tyler Lavine 5-25, Preston Stone 10-18.

TCU - Emani Bailey 25-126, Chandler Morris 6-38, Trey Sanders 6-23, Corey Wren 2-12, JP Richardson 1-2, Jaylon Robinson 1-1, Savion Williams 1-0, Team 1-Minus 2, Jordy Sandy 1-Minus 8.

PASSING

SMU - Preston Stone 16-35-2, 258 yards.

TCU - Chandler Morris 24-33-0, 265 yards.

RECEIVING

SMU - Kelvontay Dixon 4-44, Jordan Hudson 3-50, RJ Maryland 3-44, Romello Brinson 2-13, Jordan Kerley 1-51, Roderick Daniels Jr. 1-43, Jaylan Knighton 1-8, Jake Bailey 1-5.

TCU - Jared Wiley 5-37, Major Everhart 4-32, Jaylon Robinson 3-35, Blake Nowell 3-19, Chase Curtis 2-55, Warren Thompson 2-16, JP Richardson 1-38, JoJo Earle 1-12, Emani Bailey 1-11, DJ Allen 1-7, Trey Sanders 1-3.

2023 GAME-BY-GAME RECAPS

GAME 5

Sept. 30, 2023 • Attendance: 43,736
Amon G. Carter Stadium • Fort Worth, Texas



WEST VIRGINIA (4-1, 2-0) **24**
TCU (3-2, 1-1) **21**

FORT WORTH -- TCU started fast but fell short in a 24-21 defeat to West Virginia on Saturday night at Amon G. Carter Stadium.

The Horned Frogs, who had won three in a row, saw their 10-game winning streak in Big 12 regular-season play come to an end. It coincided with the arrival of Sonny Dykes as head coach and tied for 11th-longest in conference history.

A 49-yard field by West Virginia's Michael Hayes with 9:31 to play provided the winning score. The Horned Frogs' final two series went into West Virginia territory but did not produce points.

With the game tied at 21-21 early in the fourth quarter, TCU's defense came up with a goal-line stand. Zach Marcheselli and Tymon Mitchell combined on a tackle for a 1-yard loss on a West Virginia rushing attempt on a 4th-and-goal at the 1. The Mountaineers were 1-of-3 on fourth-down attempts with TCU opponents now 4-of-14 on the season.

After forcing a 3-and-out on the game's opening series, it took TCU only four plays to go up 7-0 as Chandler Morris connected with JP Richardson on a 59-yard touchdown pass just 2:45 into the contest. Richardson joined Josh Doctson as the only players in TCU football history to score a touchdown for and against the Horned Frogs. Richardson found the end zone for Oklahoma State versus TCU last season.

TCU regained a 14-7 advantage on the first play of the second quarter on a 31-yard keeper by Morris into the end zone.

Morris finished with 349 yards of total offense while accounting for three touchdowns, including a 36-yard strike to Dylan Wright with 24 seconds left in the second quarter to give TCU a 21-14 halftime lead.

SCORE BY QUARTERS	1	2	3	4	SCORE
WEST VIRGINIA	7	7	7	3	24
TCU	7	14	0	0	21

SCORING SUMMARY

1ST 12:15 TCU - J.RICHARDSON 59 YD PASS FROM C.MORRIS (G.KELL KICK), 4-70, 00:51	0-7
1ST 08:53 WVU - G.GREENE 35 YD RUSH (M.HAYES KICK), 6-75, 03:22	7-7
2ND 14:51 TCU - C.MORRIS 31 YD RUSH (G.KELL KICK), 8-81, 02:44	7-14
2ND 01:50 WVU - C.DONALDSON 1 YD RUSH (M.HAYES KICK), 10-43, 05:05	14-14
2ND 00:24 TCU - D.WRIGHT 36 YD PASS FROM C.MORRIS (G.KELL KICK), 9-75, 01:26	14-21
3RD 04:29 WVU - G.GREENE 1 YD RUSH (M.HAYES KICK), 8-44, 04:54	21-21
4TH 09:31 WVU - M.HAYES 49 YD FG, 5-16, 02:49	24-21

TEAM STATISTICS

CATEGORY	WVU	TCU
FIRST DOWNS	21	23
RUSHES - NET YARDS RUSHING	43-201	38-135
NET YARDS PASSING	142	298
Completions-Attempts-Int	10-21-0	23-41-0
TOTAL OFFENSE YARDS	343	433
Total offense plays	64	79
Average Gain Per Play	5.4	5.5
Fumbles: Number-Lost	1-0	1-0
Penalties: Number-Yards	2-10	7-39
PUNTS-YARDS	5-230	5-218
Average Yards Per Punt	46.0	43.6
Net Yards Per Punt	45.8	34.2
KICKOFF-YARDS	5-324	4-228
Punt returns: Number-Yards-TD	2-32-0	2-1-0
Kickoff returns: Number-Yds-TD	1-18-0	2-43-0
Interceptions: Number-Yds-TD	0-0-0	0-0-0
Fumble Returns: Number-Yds-TD	0-0-0	0-0-0
Possession Time	33:27	26:33
Third-Down Conversions	4-13	6-16
Fourth-Down Conversions	1-3	1-2
Red-Zone Scores-Chances	2-3	0-1
Touchdowns	2-3	0-1
Field goals	0-3	0-1
Sacks By: Number-Yards	5-23	0-0
Points off Turnover	0	0

RUSHING

WEST VIRGINIA - Garrett Greene 12-80, CJ Donaldson 22-61, Jahiem White 5-46, Rodney Gallagher 2-17, TEAM 1-Minus 1, Justin Johnson Jr. 1-Minus 2.

TCU - Emani Bailey 19-55, Chandler Morris 11-51, Major Everhart 1-12, Trey Sanders 2-8, Cam Cook 2-8, Jack Bech 1-3, Trent Battle 1-2, JoJo Earle 1-Minus 4.

PASSING

WEST VIRGINIA - Garrett Greene 10-21-0, 142 yards.

TCU - Chandler Morris 23-41-0, 298 yards.

RECEIVING

WEST VIRGINIA - Hudson Clement 3-43, Preston Fox 2-30, Kole Taylor 2-20, Devin Carter 1-30, EJ Horton 1-19, Traylon Ray 1-0.

TCU - Savion Williams 4-59, Emani Bailey 4-25, JP Richardson 3-87, Dylan Wright 3-60, Chase Curtis 3-16, Jack Bech 2-26, Jared Wiley 1-9, Major Everhart 1-9, Trent Battle 1-4, Trey Sanders 1-3.

GAME 6

Oct. 7, 2023 • Attendance: 60,535
Jack Trice Stadium • Ames, Iowa



TCU (3-3, 1-2) **14**
IOWA STATE (3-3, 2-1) **27**

AMES, Iowa -- The TCU football team dropped a 27-14 decision at Iowa State on Saturday night.

Emani Bailey topped 100 yards rushing for the fourth time in six games this season with his team-best 152 yards on 21 carries. It was the second-best game of his career, trailing only the 164 against Colorado in the season opener.

TCU used an 11-play, 78-yard drive to even the game at 7-7 on a 6-yard pass from Chandler Morris to Savion Williams with 10:28 to play in the second quarter. It came on a 3rd-and-3 after Morris scrambled 20 yards behind the line of scrimmage to avoid a sack.

TCU trailed 10-7 at the half.

The Horned Frogs' other touchdown was on a fourth quarter 9-yard pass from Josh Hoover to Blake Nowell. Hoover completed 11-of-19 passes for 119 yards.

SCORE BY QUARTERS	1	2	3	4	SCORE
TCU	0	7	0	7	14
IOWA STATE	7	3	14	3	27

SCORING SUMMARY

1ST 00:23 ISU - E.SANDERS 4 YD RUSH (C.CONTRERAZ KICK), 5-49, 02:13	0-7
2ND 10:28 TCU - S.WILLIAMS 6 YD PASS FROM C.MORRIS (G.KELL KICK), 11-78, 04:47	7-7
2ND 00:00 ISU - C.CONTRERAZ 26 YD FG, 4-3, 00:44	7-10
3RD 11:30 ISU - A.SAMA 55 YD RUSH (C.CONTRERAZ KICK), 2-74, 00:35	7-17
3RD 03:27 ISU - E.DEAN 1 YD PASS FROM R.BECHT (C.CONTRERAZ KICK), 11-38, 05:29	7-24
4TH 11:27 ISU - C.CONTRERAZ 21 YD FG, 8-72, 04:56	7-27
4TH 01:17 TCU - B.NOWELL 9 YD PASS FROM J.HOOVER (G.KELL KICK), 6-43, 00:58	14-27

TEAM STATISTICS

CATEGORY	TCU	ISU
FIRST DOWNS	23	16
RUSHES - NET YARDS RUSHING	37-185	37-215
NET YARDS PASSING	213	138
Completions-Attempts-Int	21-36-4	16-28-0
TOTAL OFFENSE YARDS	398	353
Total offense plays	73	65
Average Gain Per Play	5.5	5.4
Fumbles: Number-Lost	1-0	0-0
Penalties: Number-Yards	6-52	1-15
PUNTS-YARDS	4-101	6-204
Average Yards Per Punt	25.2	34.0
Net Yards Per Punt	25.2	31.8
KICKOFF-YARDS	2-129	5-311
Punt returns: Number-Yards-TD	1-13-0	1-5-0
Kickoff returns: Number-Yds-TD	5-105-0	0-0-0
Interceptions: Number-Yds-TD	0-0-0	4-9-0
Fumble Returns: Number-Yds-TD	0-0-0	0-0-0
Possession Time	27:42	32:18
Third-Down Conversions	7-14	5-15
Fourth-Down Conversions	1-3	1-1
Red-Zone Scores-Chances	2-4	4-4
Touchdowns	2-4	2-4
Field goals	0-4	2-4
Sacks By: Number-Yards	0-0	2-15
Points off Turnover	0	3

RUSHING

TCU - Emani Bailey 21-152, Chandler Morris 5-14, Trey Sanders 2-11, Corey Wren 2-10, JP Richardson 1-8, Trent Battle 2-6, Major Everhart 1-0, Cam Cook 1-0, Hoover 2-Minus 16.

IOWA STATE - Eli Sanders 16-99, Abu Sama 6-59, Cartevious Norton 10-47, Carson Hansen 2-9, Rocco Becht 1-5, TEAM 2-Minus 4.

PASSING

TCU - Josh Hoover 11-19-1, 119 yards, Chandler Morris 10-16-2, 94 yards, JP Richardson 0-1-1.

IOWA STATE - Rocco Becht 16-28-0, 138 yards.

RECEIVING

TCU - JP Richardson 4-23, Warren Thompson 2-35, Blake Nowell 2-29, JoJo Earle 2-24, Chase Curtis 2-19,

Jared Wiley 2-18, Savion Williams 2-17, Emani Bailey 2-15, Jack Bech 2-14, Dylan Wright 1-19.

IOWA STATE - Jaylin Noel 7-34, Easton Dean 3-11, Stevo Klotz 1-24, Jayden Higgins 1-22, Benjamin Brahmer 1-19, Carson Hansen 1-16, Abu Sama 1-7, Daniel Jackson 1-5.

2023 GAME-BY-GAME RECAPS

GAME 7

Oct. 14, 2023 • Attendance: 44,599
Amon G. Carter Stadium • Fort Worth, Texas



BYU (4-2, 1-2)
TCU (4-3, 2-2)

11
44

FORT WORTH -- Making his first career start, Josh Hoover passed for 439 yards and four touchdowns to lead TCU to a 44-11 win over BYU Saturday afternoon in Amon G. Carter Stadium.

The Horned Frogs played their most complete game of the season in totaling 584 yards of offense while holding the Cougars to one touchdown and 243 yards.

Hoover's 439 yards passing, completing 37-of-58 attempts, were the most by a TCU quarterback in his first career start since Chandler Morris threw for 461 in a 30-28 win over Baylor in 2021. The four touchdown passes were the most by a Horned Frog in his first start since Casey Pachall's four at Baylor in 2011.

TCU opened fast as senior safety Millard Bradford, making his first start of the season, returned an interception 35 yards for a touchdown on the third snap of the game's opening series.

The Horned Frogs' lead grew to 14-0 on their first offensive possession as Hoover connected with JP Richardson on a 42-yard strike. Richardson bounced off two BYU defenders then sprinted the final 20 yards into the end zone.

Richardson posted his first career 100-yard day with six catches for 104 yards. Thirteen Horned Frogs had a reception.

TCU rolled to a 31-8 lead at the half and then extended the margin on the first series of the third quarter by driving 82 yards in just eight plays, making it a 38-8 game on a 14-yard scoring toss from Hoover to Warren Thompson.

SCORE BY QUARTERS	1	2	3	4	SCORE
BYU	0	8	3	0	11
TCU	14	17	10	3	44

SCORING SUMMARY

1ST 13:40 TCU - M.BRADFORD 35 YD INTERCEPTION RETURN (G.KELL KICK), 01:20	0-7
1ST 10:09 TCU - J.RICHARDSON 42 YD PASS FROM J.HOOVER (G.KELL KICK), 7-68, 01:57	0-14
2ND 13:15 TCU - G.KELL 40 YD FG, 6-21, 01:45	0-17
2ND 08:09 TCU - J.WILEY 7 YD PASS FROM J.HOOVER (G.KELL KICK), 5-42, 01:49	0-24
2ND 03:15 BYU - K.MARION 3 YD RUSH (C.ROBERTS PASS FROM K.SLOVIS), 10-84, 04:47	8-24
2ND 00:40 TCU - S.WILLIAMS 7 YD PASS FROM J.HOOVER (G.KELL KICK), 9-81, 02:29	8-31
3RD 12:55 TCU - W.THOMPSON 14 YD PASS FROM J.HOOVER (G.KELL KICK), 8-82, 01:59	8-38
3RD 10:29 BYU - W.FERRIN 46 YD FG, 6-30, 02:19	11-38
3RD 06:43 TCU - G.KELL 35 YD FG, 12-67, 03:40	11-41
4TH 06:18 TCU - G.KELL 47 YD FG, 6-34, 02:26	11-44

TEAM STATISTICS

CATEGORY	BYU	TCU
FIRST DOWNS	15	30
RUSHES - NET YARDS RUSHING	32-91	27-137
NET YARDS PASSING	152	447
Completions-Attempts-Int	15-34-1	38-59-2
TOTAL OFFENSE YARDS	243	584
Total offense plays	66	86
Average Gain Per Play	3.7	6.8
Fumbles: Number-Lost	1-1	1-0
Penalties: Number-Yards	5-50	7-59
PUNTS-YARDS	7-313	1-44
Average Yards Per Punt	44.7	44.0
Net Yards Per Punt	44.4	54.0
KICKOFF-YARDS	3-192	9-555
Punt returns: Number-Yards-TD	1-0-0	1-2-0
Kickoff returns: Number-Yds-TD	4-91-0	3-50-0
Interceptions: Number-Yds-TD	2-17-0	1-35-1
Fumble Returns: Number-Yds-TD	0-0-0	1-0-0
Possession Time	29:22	30:38
Third-Down Conversions	2-14	12-19
Fourth-Down Conversions	1-3	0-1
Red-Zone Scores-Chances	2-3	4-5
Touchdowns	1-3	3-5
Field goals	1-3	1-5
Sacks By: Number-Yards	0-0	3-23
Points off Turnover	0	7

RUSHING

BYU - LJ Martin 14-56, Miles Davis 10-47, Darius Lassiter 1-5, Keelan Marion 1-3, Kedon Slovis 6-Minus 20.
TCU - Emani Bailey 13-61, Cam Cook 4-27, Josh Hoover 1-26, Trey Sanders 3-9, Savion Williams 1-6, Franklin Estrada II 1-4, Grant Tisdale 1-2, Brant Ahlfinger 1-2, TEAM 1-0, Trent Battle 1-0.

PASSING

BYU - Kedon Slovis 15-34-1, 152 yards.
TCU - Josh Hoover 37-58-2, 439 yards, Grant Tisdale 1-1-0, 8 yards.

RECEIVING

BYU - LJ Martin 4-19, Chase Roberts 3-63, Parker Kingston 2-49, Kody Epps 2-14, Darius Lassiter 1-3, Keanu Hill 1-2, Isaac Rex 1-1, Keelan Marion 1-1.
TCU - Jaylon Robinson 7-68, JP Richardson 6-104, Savion Williams 6-77, Jared Wiley 4-20, Warren Thompson 3-38, JoJo Earle 3-24, Jordyn Bailey 2-42, DJ Rogers 2-30, Dylan Wright 1-22, Major Everhart 1-11, Emani Bailey 1-7, Jack Bech 1-4, Chase Curtis 1-0.

GAME 8

Oct. 21, 2023 • Attendance: 52,580
Bill Snyder Family Stadium • Manhattan, Kan.



TCU (4-4, 2-3)
KANSAS STATE (5-2, 3-1)

3
41

MANHATTAN, Kan. -- The TCU football team dropped a 41-3 decision at Kansas State on Saturday night.

Emani Bailey reached 100 yards for the fifth time this season with 100 on 12 carries. He's at 851 yards on the year.

After the Wildcats scored on their opening two possessions to build a 14-0 lead, TCU got on the board with 4:12 left in the first quarter on a 32-yard field goal by Griffin Kell. It was the fourth straight make for the senior from Arlington. Bailey had a 35-yard carry to key the 8-play, 61-yard scoring drive.

Namdi Obiazor had a career-best 13 tackles, including a sack. It was the most stops in a game by a Horned Frog since Jamoi Hodge recorded 13 at West Virginia last season.

SCORE BY QUARTERS	1	2	3	4	SCORE
TCU	3	0	0	0	3
KANSAS STATE	21	6	7	7	41

SCORING SUMMARY

1ST 11:45 KSU - DJ.GIDDENS 2 YD RUN (C.TENNANT KICK), 8-75, 03:15	0-7
1ST 06:18 KSU - T.WARD 3 YD PASS FROM A.JOHNSON (C.TENNANT KICK), 7-73, 03:57	0-14
1ST 04:12 TCU - G.KELL 32 YD FG, 8-61, 02:06	3-14
1ST 03:06 KSU - DJ.GIDDENS 61 YD PASS FROM W.HOWARD (C.TENNANT KICK), 3-75, 01:06	3-21
2ND 10:41 KSU - C.TENNANT 27 YD FG, 12-79, 05:21	3-24
2ND 00:00 KSU - C.TENNANT 40 YD FG, 10-58, 02:43	3-27
3RD 02:30 KSU - J.BROWN 11 YD PASS FROM W.HOWARD (C.TENNANT KICK), 13-81, 07:53	3-34
4TH 03:59 KSU - W.SWANSON 5 YD PASS FROM W.HOWARD (C.TENNANT KICK), 8-49, 05:32	3-41

TEAM STATISTICS

CATEGORY	TCU	KSU
FIRST DOWNS	19	29
RUSHES - NET YARDS RUSHING	22-113	52-343
NET YARDS PASSING	187	244
Completions-Attempts-Int	23-43-1	15-26-0
TOTAL OFFENSE YARDS	300	587
Total offense plays	65	78
Average Gain Per Play	4.6	7.5
Fumbles: Number-Lost	0-0	1-0
Penalties: Number-Yards	4-33	6-45
PUNTS-YARDS	5-230	1-34
Average Yards Per Punt	46.0	34.0
Net Yards Per Punt	41.0	34.0
KICKOFF-YARDS	2-130	7-417
Punt returns: Number-Yards-TD	0-0-0	1-5-0
Kickoff returns: Number-Yds-TD	2-32-0	0-0-0
Interceptions: Number-Yds-TD	0-0-0	1-0-0
Fumble Returns: Number-Yds-TD	0-0-0	0-0-0
Possession Time	21:10	38:50
Third-Down Conversions	2-13	10-13
Fourth-Down Conversions	2-3	0-1
Red-Zone Scores-Chances	1-3	6-6
Touchdowns	0-3	4-6
Field goals	1-3	2-6
Sacks By: Number-Yards	1-13	2-12
Points off Turnover	0	0

RUSHING

TCU - Emani Bailey 12-100, Trey Sanders 5-15, Cam Cook 1-5, Savion Williams 1-5, Josh Hoover 3-Minus 12.
KSU - Treshaun Ward 17-89, DJ Giddens 9-85, Avery Johnson 16-73, Will Howard 4-62, Jadon Jackson 1-14, Phillip Brooks 1-10, Keagan Johnson 2-6, Anthony Frias 1-3, Jayce Brown 1-1.

PASSING

TCU - Josh Hoover 23-43-1, 187 yards.
KSU - Will Howard 10-16-0, 154 yards, Avery Johnson 5-10-0, 90 yards.

RECEIVING

TCU - Savion Williams 4-60, Chase Curtis 4-20, Dylan Wright 3-31, JP Richardson 3-21, Warren Thompson 2-14, Emani Bailey 2-8, Trey Sanders 2-6, Major Everhart 1-13, Jaylon Robinson 1-7, Jared Wiley 1-7.
KSU - Jayce Brown 4-88, Phillip Brooks 3-31, Treshaun Ward 3-17, DJ Giddens 2-75, Will Swanson 2-22, Garrett Oakley 1-11.

2023 GAME-BY-GAME RECAPS

GAME 9

Nov. 2, 2023 • Attendance: 51,185
Jones AT&T Stadium • Lubbock, Texas



TCU (4-5, 2-4) 28
TEXAS TECH (4-5, 3-3) 35

LUBBOCK, Texas – A second-half surge by TCU fell short in a 35-28 loss to Texas Tech on Thursday night at Jones AT&T Stadium.

Trailing 20-7 at the half, TCU scored twice in a 3:21 span of the third quarter to take a 21-20 lead. Emani Bailey capped both scoring drives with touchdowns. The two rushing scores equaled his season total entering the game.

A 93-yard drive, capped by Bailey's 16-yard touchdown run, closed TCU within 20-14. A key play was a 35-yard Hoover completion to Jared Wiley on a 3rd-and-14. It was Wiley's longest reception as a Horned Frog.

On Texas Tech's ensuing possession, TCU's Damon Williams made the stop for no gain on a rush up the middle when the Red Raiders went for it on 4th-and-1 at their own 34. It then took TCU just five plays to reach the end zone on a Bailey 2-yard carry up the middle for its first lead of the game at 21-20 with 4:47 to play in the third quarter.

Bailey rushed for 57 yards to give him 908 on the season, 92 shy of his first 1,000-yard campaign. He also had a career-high five receptions for 36 yards.

The Horned Frogs closed within 35-28 with 4:54 to play on Trey Sanders' 1-yard run for his team-leading fifth rushing touchdown of the season.

SCORE BY QUARTERS	1	2	3	4	SCORE
TCU	7	0	14	7	28
TEXAS TECH	7	13	8	7	35

SCORING SUMMARY:

1ST 06:12 TTU - B.MORTON 9 YD RUSH (G.GARCIA KICK), 14-81, 05:43	0-7
1ST 04:13 TCU - D.ROGERS 17 YD PASS FROM J.HOOVER (G.KELL KICK), 7-75, 01:59	7-7
2ND 12:32 TTU - G.GARCIA 27 YD FG, 14-66, 06:41	7-10
2ND 03:46 TTU - M.PRICE 25 YD PASS FROM B.MORTON (G.GARCIA KICK), 12-75, 05:35	7-17
2ND 00:53 TTU - G.GARCIA 55 YD FG, 5-22, 01:19	7-20
3RD 08:08 TCU - E.BAILEY 16 YD RUSH (G.KELL KICK), 10-93, 03:51	14-20
3RD 04:47 TCU - E.BAILEY 2 YD RUSH (G.KELL KICK), 5-34, 01:50	21-20
3RD 00:06 TTU - T.BROOKS 9 YD RUSH (J.BRADLEY PASS FROM B.MORTON), 2-16, 00:34	21-28
4TH 10:33 TTU - D.MCCRAY 44 YD PASS FROM B.MORTON (G.GARCIA KICK), 3-92, 01:13	21-35
4TH 04:54 TCU - T.SANDERS 1 YD RUSH (G.KELL KICK), 16-75, 05:39	28-35

TEAM STATISTICS

CATEGORY	TCU	TTU
FIRST DOWNS	26	22
RUSHES - NET YARDS RUSHING	26-87	42-146
NET YARDS PASSING	353	282
Completions-Attempts-Int	32-52-2	28-36-0
TOTAL OFFENSE YARDS	440	428
Total offense plays	78	78
Average Gain Per Play	5.6	5.5
Fumbles: Number-Lost	0-0	0-0
Penalties: Number-Yards	5-41	8-72
PUNTS-YARDS	5-209	4-175
Average Yards Per Punt	41.8	43.8
Net Yards Per Punt	36.0	43.8
KICKOFF-YARDS	5-325	7-454
Punt returns: Number-Yards-TD	0-0-0	1-29-0
Kickoff returns: Number-Yds-TD	2-31-0	0-0-0
Interceptions: Number-Yds-TD	0-0-0	2-23-0
Fumble Returns: Number-Yds-TD	0-0-0	0-0-0
Possession Time	25:35	34:25
Third-Down Conversions	10-18	7-19
Fourth-Down Conversions	2-2	2-3
Red-Zone Scores-Chances	4-4	3-3
Touchdowns	4-4	2-3
Field goals	0-4	1-3
Sacks By: Number-Yards	2-14	0-0
Points off Turnover	0	8

RUSHING

TCU - Emani Bailey 19-57, Josh Hoover 4-15, JoJo Earle 1-7, Major Everhart 1-7, Trey Sanders 1-1.
TEXAS TECH - Tahj Brooks 31-146, Cam'Ron Valdez 3-7, TEAM 3-Minus 3, Behren Morton 5-Minus 4.

PASSING

TCU - Josh Hoover 32-52-2, 353 yards.
TEXAS TECH - Behren Morton 28-36-0, 282 yards.

RECEIVING

TCU - Jaylon Robinson 5-68, Emani Bailey 5-36, Jared Wiley 4-64, Savion Williams 4-37, Blake Nowell 3-32, DJ Rogers 3-31, JP Richardson 3-17, JoJo Earle 2-43, Major Everhart 2-14, Dylan Wright 1-11.
TEXAS TECH - Coy Eakin 8-78, Xavier White 5-71, Myles Price 5-50, Tahj Brooks 4-Minus 4, Drae McCray 1-44, Baylor Cupp 1-19, Jerand Bradley 1-13, Loic Founouji 1-5, Jordan Brown 1-5, Nehemiah Martinez 1-1.

GAME 10

Nov. 11, 2023 • Attendance: 50,812
Amon G. Carter Stadium • Fort Worth, Texas



TEXAS (9-1, 6-1) 29
TCU (4-6, 2-5) 26

FORT WORTH – TCU's furious fourth-quarter comeback fell just short in a 29-26 loss to No. 7 Texas on Saturday night in Amon G. Carter Stadium.

During their time together in the Big 12 Conference, the Horned Frogs went 8-4 against the Longhorns.

The Horned Frogs trailed 26-6 entering the fourth quarter, before outscoring the Longhorns 20-3. TCU held Texas to three points and 151 yards of offense in the second half.

A pair of Josh Hoover touchdown passes to JP Richardson and Savion Williams in a 2:23 span brought TCU within 29-26 with 3:28 to play. On the ensuing series, Texas faced a 3rd-and-12 at its own 13 before a 35-yard completion brought a first down and sealed the game.

Williams had a career-best game with 11 receptions for 164 yards, including a 14-yard touchdown, for his first 100-yard effort. His seven first-half receptions surpassed his previous high of six catches against BYU earlier this season.

Emani Bailey's 17-yard touchdown run, which put him over 1,000 yards on the season, brought TCU within 26-13 with 14:02 to play in the game. A key play on the six play, 74-yard drive was a 42-yard completion from Hoover to Williams. Hoover completed 24-of-36 passes for 302 yards, his third 300-yard game in four career starts.

Griffin Kell had field goals of 41 and 56 yards, the latter being 1 yard shy of equaling his school record for distance.

SCORE BY QUARTERS	1	2	3	4	SCORE
TEXAS	7	19	0	3	29
TCU	6	0	0	20	26

SCORING SUMMARY:

1ST 07:41 TCU - G.KELL 41 YD FG, 7-29, 02:42	0-3
1ST 06:53 UT - J.BROOKS 2 YD RUSH (B.AUBURN KICK), 2-75, 00:48	7-3
1ST 04:35 TCU - G.KELL 56 YD FG, 5-37, 02:18	7-6
2ND 14:50 UT - B.AUBURN 30 YD FG, 6-52, 02:32	10-6
2ND 08:32 UT - B.AUBURN 32 YD FG, 9-43, 05:03	13-6
2ND 01:01 UT - A.MITCHELL 6 YD PASS FROM Q.EWERS (PASS FAILED), 13-85, 04:54	19-6
2ND 00:12 UT - J.BROOKS 22 YD RUSH (B.AUBURN KICK), 5-43, 00:39	26-6
4TH 14:02 TCU - E.BAILEY 17 YD RUSH (G.KELL KICK), 6-74, 02:00	26-13
4TH 08:53 UT - B.AUBURN 49 YD FG, 10-44, 05:09	29-13
4TH 05:51 TCU - J.RICHARDSON 3 YD PASS FROM J.HOOVER (PASS FAILED), 9-75, 03:02	29-19
4TH 03:28 TCU - S.WILLIAMS 14 YD PASS FROM J.HOOVER (G.KELL KICK), 3-36, 00:35	29-26

TEAM STATISTICS

CATEGORY	UT	TCU
FIRST DOWNS	22	22
RUSHES - NET YARDS RUSHING	41-165	28-88
NET YARDS PASSING	317	302
Completions-Attempts-Int	22-33-1	24-36-1
TOTAL OFFENSE YARDS	482	390
Total offense plays	74	64
Average Gain Per Play	6.5	6.1
Fumbles: Number-Lost	1-0	2-1
Penalties: Number-Yards	7-59	6-51
PUNTS-YARDS	4-157	4-150
Average Yards Per Punt	39.2	37.5
Net Yards Per Punt	32.0	37.5
KICKOFF-YARDS	7-444	6-390
Punt returns: Number-Yards-TD	0-0-0	2-29-0
Kickoff returns: Number-Yds-TD	1-15-0	0-0-0
Interceptions: Number-Yds-TD	1-2-0	1-40-0
Fumble Returns: Number-Yds-TD	0-0-0	0-0-0
Possession Time	34:18	25:42
Third-Down Conversions	4-13	3-11
Fourth-Down Conversions	0-1	1-2
Red-Zone Scores-Chances	4-4	3-4
Touchdowns	2-4	3-4
Field goals	2-4	0-4
Sacks By: Number-Yards	3-24	0-0
Points off Turnover	10	0

RUSHING

TEXAS - Jonathon Brooks 21-104, CJ Baxter 18-61, Savion Red 1-0, Quinn Ewers 1-0.
TCU - Emani Bailey 21-98, Savion Williams 1-7, Trent Battle 1-4, JP Richardson 1-2, Cam Cook 1-1, Josh Hoover 3-Minus 24.

PASSING

TEXAS - Quinn Ewers 22-33-1, 317 yards.
TCU - Josh Hoover 24-36-1, 302 yards.

RECEIVING

TEXAS - Xavier Worthy 10-137, Ja'Tavion Sanders 4-47, Jonathon Brooks 3-74, Adonal Mitchell 3-61, CJ Baxter 1-1, Johntay Cook II 1-Minus 3.
TCU - Savion Williams 11-164, Jared Wiley 6-65, JP Richardson 3-23, Jaylon Robinson 2-37, Blake Nowell 1-10, JoJo Earle 1-3.



2023-24 TCU Football
Game Results
All games

Team Results

	Date	Opponent		Score	Overall	Conf	Time	Attend
	09/02/2023	Colorado	L	42-45	0-1	0-0	3:39	53294
	09/09/2023	Nicholls	W	41-6	1-1	0-0	3:24	45010
*	09/16/2023	at Houston	W	36-13	2-1	1-0	3:30	36049
	09/23/2023	SMU	W	34-17	3-1	1-0	3:10	51243
*	09/30/2023	West Virginia	L	21-24	3-2	1-1	3:46	43736
*	10/07/2023	at Iowa St.	L	14-27	3-3	1-2	3:02	60535
*	10/14/2023	BYU	W	44-11	4-3	2-2	3:28	44599
*	10/21/2023	at Kansas St.	L	3-41	4-4	2-3	3:09	52580
*	11/02/2023	at Texas Tech	L	28-35	4-5	2-4	3:25	51185
*	11/11/2023	Texas	L	26-29	4-6	2-5	3:20	50812



2023-24 TCU Football
Overall Team Statistics
All games

Team Statistics

	TCU	OPP
Scoring	289	248
Points per game	28.9	24.8
Points Off Turnovers	20	24
First Downs	252	203
Rushing	97	81
Passing	145	100
Penalty	10	22
Rushing Yardage	1578	1501
Yards gained rushing	1764	1712
Yards lost rushing	186	211
Rushing attempts	347	386
Average per rush	4.5	3.9
Average per game	157.8	150.1
TDs Rushing	13	15
Passing Yardage	2971	2445
Comp-Att-Int	261-412-14	194-331-7
Average per pass	7.2	7.4
Average per catch	11.4	12.6
Average per game	297.1	244.5
TDs Passing	21	12
Total offense	4549	3946
Total plays	759	717
Average per play	6.0	5.5
Average per game	454.9	394.6
Kick returns: #-Yards	24-525	17-404
Punt returns: #-Yards	10-107	8-77
Int returns: #-Yards	7-129	14-86
Kick return average	21.9	23.8
Punt return average	10.7	9.6
Int return average	18.4	6.1
Fumbles-Lost	9-3	6-3
Penalties-Yards	63-526	53-411
Average per game	52.6	41.1
Punts-Yards	33-1342	44-1787
Average per punt	40.7	40.6
Net punt average	37.7	38.5
Kickoffs-Yards	58-3595	51-3183
Average per kick	62.0	62.4
Net kick average	38.1	40.1
Time of possession / game	27:07	32:53
3rd-down conversion	66/149	58/152
3rd-down pct	44%	38%
4rd-down conversion	15/27	8/23



**2023-24 TCU Football
Overall Team Statistics
All games**

	TCU	OPP
4rd-down pct	56%	35%
Sacks by-Yards	22-152	17-95
Misc Yards	0	0
Touchdowns scored	36	28
Field goals - attempts	13-20	17-21
On-Side kicks	0-1	0-1
Red-zone scores	(28-40) 70%	(29-34) 85%
Red-zone touchdowns	(22-40) 55%	(18-34) 53%
PAT-attempts	(34-35) 97%	(25-25) 100%
2-point conversion-attempts	(0-1) 0%	(2-3) 67%
Attendance	288694	200349
Games / Avg per game	6/48116	4/50087
Neutral site games	-	0/0

Score by Periods

Team	1st	2nd	3rd	4th	OT	TOT
TCU	65	82	60	82	0	289
Opponents	62	86	56	44	0	248



2023-24 TCU Football
Individual Statistics
All games

Rushing

Player	gp	att	gain	loss	net	avg	td	lg	avg/g
Emani Bailey	10	186	1038	32	1006	5.4	5	74	100.6
Chandler Morris	6	45	301	52	249	5.5	3	32	41.5
Trey Sanders	9	47	179	5	174	3.7	5	18	19.3
Cam Cook	7	10	43	0	43	4.3	0	16	6.1
Savion Williams	9	6	35	0	35	5.8	0	14	3.9
Corey Wren	10	8	28	2	26	3.3	0	9	2.6
Major Everhart	10	6	29	6	23	3.8	0	12	2.3
Trent Battle	10	8	23	1	22	2.8	0	10	2.2
JP Richardson	10	3	12	0	12	4.0	0	8	1.2
Jojo Earle	10	3	16	4	12	4.0	0	9	1.2
Franklin Estrada II	1	1	4	0	4	4.0	0	4	4.0
Brant Ahlfinger	7	1	2	0	2	2.0	0	2	0.3
Grant Tisdale	1	1	2	0	2	2.0	0	2	2.0
Jaylon Robinson	8	2	1	3	-2	-1.0	0	1	-0.3
Jack Bech	6	3	10	13	-3	-1.0	0	7	-0.5
Jordy Sandy	10	1	0	8	-8	-8.0	0	0	-0.8
Josh Hoover	8	14	41	58	-17	-1.2	0	26	-2.1
Team	10	2	0	2	-2	-1.0	0	0	-0.2
Total	10	347	1764	186	1578	4.5	13	74	157.8
Opponents	10	386	1712	211	1501	3.9	15	55	150.1

Passing

Player	gp	effic	comp-att-int	pct	yds	td	lg	avg/g
Josh Hoover	8	125.4	129-211-8	61.1	1450	9	46	181.3
Chandler Morris	6	144.6	131-199-5	65.8	1513	12	59	252.2
JP Richardson	10	-200.0	0-1-1	0.0	0	0	0	0.0
Grant Tisdale	1	167.2	1-1-0	100.0	8	0	8	8.0
Total	10	133.9	261-412-14	63.3	2971	21	59	297.1
Opponents	10	128.4	194-331-7	58.6	2445	12	75	244.5

Receiving

Player	gp	no.	yds	avg	td	lg	avg/g
Savion Williams	9	36	474	13.2	4	42	52.7
JP Richardson	10	36	460	12.8	3	59	46.0
Jared Wiley	10	32	303	9.5	4	46	30.3
Jaylon Robinson	8	26	301	11.6	1	29	37.6
Emani Bailey	10	19	141	7.4	0	24	14.1
Warren Thompson	8	19	246	12.9	2	33	30.8
Chase Curtis	8	15	132	8.8	1	36	16.5
Major Everhart	10	14	140	10.0	0	22	14.0
Jojo Earle	10	12	145	12.1	1	24	14.5
Dylan Wright	7	11	187	17.0	2	36	26.7
Jack Bech	6	10	110	11.0	0	26	18.3
Blake Nowell	10	9	90	10.0	1	20	9.0
DJ Rogers	10	6	77	12.8	1	22	7.7
Trey Sanders	9	5	20	4.0	0	8	2.2
Jordyn Bailey	4	5	103	20.6	1	34	25.8
Trent Battle	10	3	27	9.0	0	12	2.7
DJ Allen	3	2	10	5.0	0	7	3.3
Corey Wren	10	1	5	5.0	0	5	0.5
Total	10	261	2971	11.4	21	59	297.1
Opponents	10	194	2445	12.6	12	75	244.5

Punt Returns

Player	no.	yds	avg	td	lg
JP Richardson	4	44	11.0	0	18
Jojo Earle	6	39	6.5	0	30
Blake Nowell	0	24	0.0	1	24
Total	10	107	10.7	1	30
Opponents	8	77	9.6	0	29

Interceptions

Player	no.	yds	avg	td	lg
Millard Bradford	2	75	37.5	1	40
Bud Clark	2	1	0.5	0	1
Zach Marcheselli	1	0	0.0	0	0
Josh Newton	1	53	53.0	0	53
Vernon Glover	1	0	0.0	0	0
Total	7	129	18.4	1	53
Opponents	14	86	6.1	0	35

Kick Returns

Player	no.	yds	avg	td	lg
Major Everhart	22	498	22.6	0	86
Shad Banks Jr.	2	27	13.5	0	17
Total	24	525	21.9	0	86
Opponents	17	404	23.8	1	98

Fumble Returns

Player	no.	yds	avg	td	lg
Millard Bradford	1	9	9.0	0	9
Chace Biddle	1	5	5.0	0	5
Jamoi Hodge	1	0	0.0	0	0
Total	3	14	4.7	0	9
Opponents	3	0	0.0	0	0



2023-24 TCU Football
Individual Statistics
All games

Scoring

Player	td	fg	PAT						pts
			kick	rush	rcv	pass	dxp	saf	
Griffin Kell	-	13-20	34-35	-	-	-	-	-	73
Emani Bailey	5	-	-	-	-	-	-	-	30
Trey Sanders	5	-	-	-	-	-	-	-	30
Jared Wiley	4	-	-	-	-	-	-	-	24
Savion Williams	4	-	-	-	-	-	-	-	24
Chandler Morris	3	-	-	-	-	-	-	-	18
JP Richardson	3	-	-	-	-	-	-	-	18
Dylan Wright	2	-	-	-	-	-	-	-	12
Warren Thompson	2	-	-	-	-	-	-	-	12
Blake Nowell	2	-	-	-	-	-	-	-	12
Millard Bradford	1	-	-	-	-	-	-	-	6
Jaylon Robinson	1	-	-	-	-	-	-	-	6
Chase Curtis	1	-	-	-	-	-	-	-	6
DJ Rogers	1	-	-	-	-	-	-	-	6
Jojo Earle	1	-	-	-	-	-	-	-	6
Jordyn Bailey	1	-	-	-	-	-	-	-	6
Total	36	13-20	34-35	0	0	0	0	0	289
Opponents	28	17-21	25-25	0	2	2	0	0	248

Total Offense

Player	g	plays	rush	pass	total	avg/g
Chandler Morris	6	244	249	1513	1762	293.7
Josh Hoover	8	225	-17	1450	1433	179.1
Emani Bailey	10	186	1006	0	1006	100.6
Trey Sanders	9	47	174	0	174	19.3
Cam Cook	7	10	43	0	43	6.1
Savion Williams	9	6	35	0	35	3.9
Corey Wren	10	8	26	0	26	2.6
Major Everhart	10	6	23	0	23	2.3
Trent Battle	10	8	22	0	22	2.2
JP Richardson	10	4	12	0	12	1.2
Jojo Earle	10	3	12	0	12	1.2
Grant Tisdale	1	2	2	8	10	10.0
Franklin Estrada II	1	1	4	0	4	4.0
Brant Ahlfinger	7	1	2	0	2	0.3
Jaylon Robinson	8	2	-2	0	-2	-0.3
Jack Bech	6	3	-3	0	-3	-0.5
Jordy Sandy	10	1	-8	0	-8	-0.8
Team	10	0	-2	0	-2	-0.2
Total	10	759	1578	2971	4549	454.9
Opponents	10	717	1501	2445	3946	394.6

Field Goals

Player	fg	pct.	01-19	20-29	30-39	40-49	50-99	lg	blk
Griffin Kell	13-20	65.0	0-0	1-1	4-4	5-8	3-7	57	2
Opponents	17-21	81.0	0-0	5-5	2-2	9-12	1-2	55	1

Punting

Player	no.	yds	avg	lg	tb	fc	i20	50+	blk
Jordy Sandy	32	1342	41.9	57	1	16	10	3	0
Team	1	0	0.0	0	0	0	0	0	1
Total	33	1342	40.7	57	1	16	10	3	1
Opponents	44	1787	40.6	60	1	10	13	10	1

FG Sequence

Team Name	TCU	Opponents
Colorado	43	49,(49)
Nicholls	(57),(42)	(40),(47)
Houston	(40),(53),60,(37),50	(44),48,(44)
SMU	(35),(24)	(24)
West Virginia	53,46,55	58,(49)
BYU	(40),(35),(47)	(46)
Kansas St.	(32)	(27),(40)
Texas Tech	43	(27),(55)
Texas	(41),(56)	(30),(32),(49)
Iowa St.		49,(26),(21)

Numbers in (parentheses) indicate field goal was made

Kickoffs

Player	no.	yds	avg	tb	ob	retn	net	ydl
Griffin Kell	58	3595	62.0	36	1			
Total	58	3595	62.0	36	1	17	38.1	26
Opponents	51	3183	62.4	18	1	24	40.1	24



2023-24 TCU Football
Individual Statistics
All games

All Purpose

Player	g	rush	rcv	pr	kr	ir	total	avg/g
Emani Bailey	10	1006	141	0	0	0	1147	114.7
Major Everhart	10	23	140	0	498	0	661	66.1
JP Richardson	10	12	460	44	0	0	516	51.6
Savion Williams	9	35	474	0	0	0	509	56.6
Jared Wiley	10	0	303	0	0	0	303	30.3
Jaylon Robinson	8	-2	301	0	0	0	299	37.4
Chandler Morris	6	249	0	0	0	0	249	41.5
Warren Thompson	8	0	246	0	0	0	246	30.8
Jojo Earle	10	12	145	39	0	0	196	19.6
Trey Sanders	9	174	20	0	0	0	194	21.6
Dylan Wright	7	0	187	0	0	0	187	26.7
Chase Curtis	8	0	132	0	0	0	132	16.5
Blake Nowell	10	0	90	24	0	0	114	11.4
Jack Bech	6	-3	110	0	0	0	107	17.8
Jordyn Bailey	4	0	103	0	0	0	103	25.8
DJ Rogers	10	0	77	0	0	0	77	7.7
Millard Bradford	10	0	0	0	0	75	75	7.5
Josh Newton	10	0	0	0	0	53	53	5.3
Trent Battle	10	22	27	0	0	0	49	4.9
Cam Cook	7	43	0	0	0	0	43	6.1
Corey Wren	10	26	5	0	0	0	31	3.1
Shad Banks Jr.	10	0	0	0	27	0	27	2.7
DJ Allen	3	0	10	0	0	0	10	3.3
Franklin Estrada II	1	4	0	0	0	0	4	4.0
Brant Ahlfinger	7	2	0	0	0	0	2	0.3
Grant Tisdale	1	2	0	0	0	0	2	2.0
Bud Clark	10	0	0	0	0	1	1	0.1
Jordy Sandy	10	-8	0	0	0	0	-8	-0.8
Josh Hoover	8	-17	0	0	0	0	-17	-2.1
Team	10	-2	0	0	0	0	-2	-0.2
Total	10	1578	2971	107	525	129	5310	531.0
Opponents	10	1501	2445	77	404	86	4513	451.3



**2023-24 TCU Football
Overall Defense Statistics
All games**

Team Defense

##	Player	gp	Tackles				tfl/yds	Sacks no-yds	Pass defense			Fumbles		blkd	
			ua	a	tot	no-yds			int-yds	brup	qbh	fr-yds	ff	kick	saf
4	Namdi Obiazor	10	43	33	76	5-42	4-40	.	2	6	.	.	1	.	
6	Jamoi Hodge	10	29	33	62	5-24	2.5-19	.	1	8	1-0	.	.	.	
3	Mark Perry	10	37	10	47	3-6	.	.	3	.	.	1	.	.	
0	Shad Banks Jr.	10	28	15	43	5.5-15	1-1	.	1	1	.	1	.	.	
28	Millard Bradford	10	32	8	40	.	.	2-75	3	.	1-9	1	.	.	
1	Abe Camara	10	24	11	35	2-4	.	.	2	
52	Damonic Williams	10	13	17	30	4-21	2-18	.	.	1	
57	Johnny Hodges	4	15	13	28	4-18	2-15	.	.	1	
2	Josh Newton	10	22	5	27	.	.	1-53	6	
21	Bud Clark	10	18	9	27	1-4	.	2-1	6	
97	Paul Oyewale	10	12	10	22	5-29	3-25	.	.	2	
90	Caleb Fox	10	10	12	22	4-14	2-12	
24	Avery Helm	10	15	7	22	2-1	1-0	.	5	.	.	1	.	.	
15	Josh Foster	10	13	6	19	1-1	
7	Channing Canada	10	12	3	15	1-5	1-5	
25	Jamel Johnson	9	11	4	15	
94	Micheal Ibukun-Okeyode	10	10	3	13	2.5-8	1.5-7	.	.	1	
99	Soni Misi	10	5	7	12	.	.	.	1	1	
44	Rick D'Abreu	9	4	7	11	4.5-12	0.5-3	.	.	1	
91	Tymon Mitchell	10	7	4	11	0.5-0	.	.	.	1	
9	Marcel Brooks	9	4	3	7	2	
59	Tico Brown	8	3	3	6	1-3	.	.	.	1	
18	Ish Burdine	3	5	1	6	.	.	.	1	
34	Zach Marcheselli	10	3	2	5	0.5-1	.	1-0	
16	Jaionte McMillan	10	4	1	5	1-4	1-4	.	1	1	
26	Vernon Glover	8	3	2	5	.	.	1-0	
14	Randon Fontenette	10	4	1	5	
12	Terrence Cooks Jr.	5	3	1	4	1-3	
81	Chase Curtis	8	1	2	3	
17	Trent Battle	10	1	1	2	1	.	
22	Major Everhart	10	1	1	2	
95	Markis Deal	3	.	2	2	0.5-3	0.5-3	
11	Jojo Earle	10	1	.	1	
96	Connor Lingren	3	.	1	1	
16	Dylan Wright	7	1	.	1	
80	DJ Rogers	10	1	.	1	
73	Willis Patrick	10	1	.	1	
20	Champ Lewis	1	1	.	1	
39	Griffin Kell	10	1	.	1	
22	Jordan Lester	4	1	.	1	1-1	
33	Max Carroll	4	1	.	1	



2023-24 TCU Football
Overall Defense Statistics
All games

##	Player	gp	Tackles				Sacks	Pass defense			Fumbles		blkd	
			ua	a	tot	tfl/yds		no-yds	int-yds	brup	qbh	fr-yds	ff	kick
4	Chandler Morris	6	1	.	1
7	JP Richardson	10	1	.	1
40	Keviyon Huddleston	1	1	.	1
13	Mason White	4	1	.	1
51	Luke Lingard	2	1	.	1
98	Avion Carter	1	1	.	1
87	Blake Nowell	10	.	1	1
42	Zachary Chapman	2	.	1	1
11	Chace Biddle	3	1-5	.	.	.
Totals		10	406	240	646	55-219	22-152	7-129	32	27	3-14	4	2	0
Opponents		10	444	240	684	42-167	17-95	14-86	34	27	3-0	4	3	0



**2023-24 TCU Football
Games Played
All games**

##	Player	GP-GS	CU	NichSt	UH	SMU	WVU	IowaSt	BYU	KState	TTU	UT
0	Shad Banks Jr.	10/6	XXX	XXX	XXX	START	START	START	START	START	XXX	START
0	Cam Cook	7/0	XXX	...	XXX	XXX	XXX	XXX	XXX	XXX
1	Abe Camara	10/2	XXX	XXX	XXX	XXX	XXX	START	XXX	XXX	XXX	START
1	Cordale Russell	3/0	...	XXX	...	XXX	XXX
2	Josh Newton	10/10	START	START	START	START	START	START	START	START	START	START
2	Trey Sanders	10/0	XXX	XXX	XXX	XXX	XXX	XXX	XXX	XXX	XXX	XXX
3	Mark Perry	10/10	START	START	START	START	START	START	START	START	START	START
3	Savion Williams	9/9	START	...	START	START	START	START	START	START	START	START
4	Chandler Morris	6/6	START	START	START	START	START	START
4	Namdi Obiazor	10/10	START	START	START	START	START	START	START	START	START	START
6	Jamoi Hodge	10/10	START	START	START	START	START	START	START	START	START	START
6	Chase Jackson	4/0	XXX	XXX	XXX	XXX
7	JP Richardson	10/9	START	XXX	START	START	START	START	START	START	START	START
7	Channing Canada	10/0	XXX	XXX	XXX	XXX	XXX	XXX	XXX	XXX	XXX	XXX
9	Marcel Brooks	9/0	...	XXX	XXX	XXX	XXX	XXX	XXX	XXX	XXX	XXX
9	Emani Bailey	10/10	START	START	START	START	START	START	START	START	START	START
10	Thomas Armstrong	0/0
10	Josh Hoover	8/4	...	XXX	XXX	XXX	...	XXX	START	START	START	START
11	Jojo Earle	10/1	XXX	START	XXX	XXX	XXX	XXX	XXX	XXX	XXX	XXX
11	Chace Biddle	3/0	XXX	XXX	XXX
12	Terrence Cooks Jr.	5/0	XXX	XXX	XXX	XXX	XXX
12	Lafayette Kaiuway	3/0	...	XXX	XXX	...	XXX	...
13	Jaylon Robinson	8/4	XXX	START	START	START	XXX	XXX	XXX	START
13	Luke Pardee	1/0	XXX
13	Mason White	4/0	XXX	...	XXX	XXX	XXX
14	DJ Allen	3/0	...	XXX	...	XXX	XXX
14	Randon Fontenette	10/0	XXX	XXX	XXX	XXX	XXX	XXX	XXX	XXX	XXX	XXX
15	Josh Foster	10/6	START	START	START	START	START	START	XXX	XXX	XXX	XXX
15	Grant Tisdale	1/0	XXX
16	Dylan Wright	7/6	START	XXX	START	START	START	START	START	...
16	Jaionte McMillan	10/0	XXX	XXX	XXX	XXX	XXX	XXX	XXX	XXX	XXX	XXX
17	Trent Battle	10/0	XXX	XXX	XXX	XXX	XXX	XXX	XXX	XXX	XXX	XXX
18	Ish Burdine	3/0	XXX	XXX	XXX
18	Jack Bech	6/0	XXX	XXX	XXX	...	XXX	XXX	XXX
19	Jared Wiley	10/10	START	START	START	START	START	START	START	START	START	START
19	Jonathan Bax	8/0	XXX	XXX	XXX	XXX	XXX	XXX	XXX	XXX
20	Champ Lewis	1/0	...	XXX
20	Rohan Fluellen	0/0
21	Corey Wren	10/0	XXX	XXX	XXX	XXX	XXX	XXX	XXX	XXX	XXX	XXX
21	Bud Clark	10/8	START	START	START	START	START	XXX	START	START	START	XXX
22	Major Everhart	10/0	XXX	XXX	XXX	XXX	XXX	XXX	XXX	XXX	XXX	XXX
22	Jordan Lester	4/0	XXX	XXX	XXX	...	XXX	...
23	Derrick Carroll	0/0
23	Javeon Wilcox	0/0
24	Jimmy Weirick	0/0
24	Avery Helm	10/10	START	START	START	START	START	START	START	START	START	START
25	Jamel Johnson	9/0	XXX	XXX	XXX	XXX	XXX	XXX	XXX	XXX	XXX	...
26	Vernon Glover	8/0	XXX	XXX	XXX	XXX	XXX	XXX	XXX	XXX
27	Jordyn Bailey	4/0	...	XXX	XXX	XXX	XXX
28	Millard Bradford	10/4	XXX	XXX	XXX	XXX	XXX	XXX	START	START	START	START
29	Jacob Porter	0/0
30	Kylan Salter	0/0
31	Jordy Sandy	10/0	XXX	XXX	XXX	XXX	XXX	XXX	XXX	XXX	XXX	XXX
31	Jake Milliman	3/0	...	XXX	XXX	XXX
32	Brant Ahlfinger	7/0	XXX	XXX	XXX	XXX	XXX	...	XXX	XXX
32	Kevin Ward	0/0
33	Max Carroll	4/0	XXX	XXX	XXX	XXX	...
34	Zach Marcheselli	10/0	XXX	XXX	XXX	XXX	XXX	XXX	XXX	XXX	XXX	XXX
35	Colton Dobson	0/0
35	Joshua Spaeth	0/0



**2023-24 TCU Football
Games Played
All games**

##	Player	GP-GS	CU	NichSt	UH	SMU	WVU	IowaSt	BYU	KState	TTU	UT
36	Joe Laterza	0/0
36	Ryan Quintanar	3/0	...	XXX	XXX	XXX
37	Hudson Hooper	0/0
39	Griffin Kell	10/0	XXX	XXX	XXX	XXX	XXX	XXX	XXX	XXX	XXX	XXX
39	Matthew Kerr	0/0
40	Franklin Estrada II	1/0	XXX
40	Keviyen Huddleston	1/0	...	XXX
41	TJ Willson	0/0
41	Hunter Krepp	0/0
42	Brent Maticsik	10/0	XXX	XXX	XXX	XXX	XXX	XXX	XXX	XXX	XXX	XXX
42	Zachary Chapman	2/0	...	XXX	XXX
43	Blake Baldwin	3/0	...	XXX	XXX	XXX
43	Joe Staubach	0/0
44	Rick D'Abreu	9/0	XXX	XXX	...	XXX	XXX	XXX	XXX	XXX	XXX	XXX
44	Ben Reppenhagen	0/0
46	Daveion Crawford	1/0	...	XXX
47	Jake Boozer	0/0
49	Austin Scheets	0/0
50	Briane Ramsey-Brooks	0/0
51	Luke Lingard	2/0	...	XXX	XXX
51	Coltin Deery	10/5	XXX	XXX	XXX	XXX	XXX	START	START	START	START	START
52	Ezra Dotson-Oyetade	1/0	XXX
52	Damonic Williams	10/10	START	START	START	START	START	START	START	START	START	START
53	John Lanz	10/10	START	START	START	START	START	START	START	START	START	START
54	Quinton Harris	0/0
55	Robby Rochester	0/0
55	Blake Jones	0/0
56	Ben Taylor-Whitfield	8/1	XXX	XXX	START	XXX	XXX	XXX	XXX	XXX
57	Johnny Hodges	4/4	START	START	START	START	...
58	Trenton Dickey	1/0	...	XXX
59	Tico Brown	8/0	...	XXX	XXX	XXX	...	XXX	XXX	XXX	XXX	XXX
61	Riley Self	0/0
64	Jackson McNeff	0/0
65	Mike Stoker	0/0
67	Hudson White	0/0
68	Mike Nichols	10/5	START	START	START	START	START	XXX	XXX	XXX	XXX	XXX
69	Gannon Gaubert	0/0
71	Marcus Williams	7/0	XXX	XXX	XXX	XXX	XXX	XXX	XXX	...
72	Jasper Lott	10/0	XXX	XXX	XXX	XXX	XXX	XXX	XXX	XXX	XXX	XXX
73	Willis Patrick	10/10	START	START	START	START	START	START	START	START	START	START
74	Andrew Coker	10/10	START	START	START	START	START	START	START	START	START	START
76	Garrett Hayes	10/0	XXX	XXX	XXX	XXX	XXX	XXX	XXX	XXX	XXX	XXX
77	Brandon Coleman	9/9	START	START	START	START	...	START	START	START	START	START
78	Cooper Powers	1/0	XXX
79	Tommy Brockermeyer	3/0	XXX	XXX	XXX
80	DJ Rogers	10/0	XXX	XXX	XXX	XXX	XXX	XXX	XXX	XXX	XXX	XXX
81	Chase Curtis	8/0	XXX	XXX	XXX	XXX	XXX	XXX	XXX	XXX
83	Keagan Cunningham	1/0	XXX
84	Warren Thompson	8/1	XXX	START	XXX	XXX	XXX	XXX	XXX	XXX
85	Parker Clark	0/0
86	Drew Scott	0/0
87	Blake Nowell	10/0	XXX	XXX	XXX	XXX	XXX	XXX	XXX	XXX	XXX	XXX
88	Curtis Raymond III	10/0	XXX	XXX	XXX	XXX	XXX	XXX	XXX	XXX	XXX	XXX
89	Stayton Ankrom	0/0
90	Caleb Fox	10/10	START	START	START	START	START	START	START	START	START	START
91	Tymon Mitchell	10/0	XXX	XXX	XXX	XXX	XXX	XXX	XXX	XXX	XXX	XXX
92	Luke Dodds	0/0
94	Micheal Ibukun-Okeyode	10/0	XXX	XXX	XXX	XXX	XXX	XXX	XXX	XXX	XXX	XXX
95	Markis Deal	3/0	...	XXX	XXX	XXX
96	Connor Lingren	3/0	...	XXX	XXX	XXX



2023-24 TCU Football
Games Played
All games

##	Player	GP-GS	CU	NichSt	UH	SMU	WVU	IowaSt	BYU	KState	TTU	UT
96	Nate McCashland	0/0
97	Easton Black	0/0
97	Paul Oyewale	10/8	START	START	START	START	START	START	START	START	XXX	XXX
98	Logan Frederic	0/0
98	Avion Carter	1/0	...	XXX
99	Soni Misi	10/2	XXX	XXX	XXX	XXX	XXX	XXX	XXX	XXX	START	START
99	Luke Laminack	0/0



2023-24 TCU Football
Team Game-by-Game
All games

Date	Opponent	Rushing				Receiving				Passing				Kick Returns				Punt Returns				tot off
		no.	yds	td	lg	no.	yds	td	lg	cmp-att-int	yds	td	lg	no.	yds	td	lg	no.	yds	td	lg	
09/02/2023	Colorado	37	262	4	74	24	279	2	23	24-42-2	279	2	23	5	150	0	86	0	0	0	0	541
09/09/2023	Nicholls	37	129	1	32	28	313	3	34	28-33-1	313	3	34	3	64	0	29	3	62	1	30	442
09/16/2023	at Houston	51	250	2	18	24	314	2	33	24-37-1	314	2	33	1	28	0	28	1	0	0	0	564
09/23/2023	SMU	44	192	1	24	24	265	3	38	24-33-0	265	3	38	1	22	0	22	0	0	0	0	457
09/30/2023	West Virginia	38	135	1	31	23	298	2	59	23-41-0	298	2	59	2	43	0	23	2	1	0	5	433
10/07/2023	at Iowa St.	37	185	0	29	21	213	2	21	21-36-4	213	2	21	5	105	0	40	1	13	0	13	398
10/14/2023	BYU	27	137	0	26	38	447	4	42	38-59-2	447	4	42	3	50	0	19	1	2	0	2	584
10/21/2023	at Kansas St.	22	113	0	35	23	187	0	16	23-43-1	187	0	16	2	32	0	16	0	0	0	0	300
11/02/2023	at Texas Tech	26	87	3	16	32	353	1	35	32-52-2	353	1	35	2	31	0	20	0	0	0	0	440
11/11/2023	Texas	28	88	1	17	24	302	2	46	24-36-1	302	2	46	0	0	0	0	2	29	0	18	390
TCU		347	1578	13	74	261	2971	21	59	261-412-14	2971	21	59	24	525	0	86	10	107	1	30	4549
Opponents		386	1501	15	55	194	2445	12	75	194-331-7	2445	12	75	17	404	1	98	8	77	0	29	3946

TCU Averages

Games	Avg/ rush	Avg/ catch	Pass effic	KR avg	PR avg	All purpose avg/game	Total offense avg/game
10	4.5	11.4	133.9	21.9	10.7	531.0	454.9

Date	Opponent	ua	Tackles			Sacks no-yds	Fumble ff fr-yds	Pass Defense			blkd kick	PAT attempts			off			
			a	total	tfl-yds			int-yds	qbh	brup		kick	rush	rcv	saf	t/o	pts	
09/02/2023	Colorado	44	34	78	7.0-36	4-32	1	1-9	0-0	3	2	1	6-6	0	0	0	7	42
09/09/2023	Nicholls	42	34	76	6.0-25	3-19	1	1-5	1-0	4	6	1	5-5	0	0	0	3	41
09/16/2023	at Houston	41	20	61	8.0-39	6-34	0	0-0	2-1	3	1	0	3-4	0	0	0	3	36
09/23/2023	SMU	31	30	61	5.0-23	3-17	0	0-0	2-53	4	6	0	4-4	0	0	0	0	34
09/30/2023	West Virginia	32	28	60	5.0-6	0-0	1	0-0	0-0	0	5	0	3-3	0	0	0	0	21
10/07/2023	at Iowa St.	40	16	56	4.0-11	0-0	0	0-0	0-0	2	4	0	2-2	0	0	0	0	14
10/14/2023	BYU	38	14	52	5.0-25	3-23	1	1-0	1-35	5	4	0	5-5	0	0	0	7	44
10/21/2023	at Kansas St.	44	16	60	4.0-22	1-13	0	0-0	0-0	2	1	0	0-0	0	0	0	0	3
11/02/2023	at Texas Tech	50	28	78	8.0-25	2-14	0	0-0	0-0	2	2	0	4-4	0	0	0	0	28
11/11/2023	Texas	44	20	64	3.0-7	0-0	0	0-0	1-40	2	1	0	2-2	0	0	0	0	26
TCU		406	240	646	55.0-219	22-152	4	3-14	7-129	27	32	2	34-35	0	0	0	20	289
Opponents		444	240	684	42.0-167	17-95	4	3-0	14-86	27	34	3	25-25	0	2	0	24	248

Date	Opponent	Punting									Field Goals			Kickoffs				
		no.	yds	avg	long	blkd	tb	fc	50+	i20	md-att	long	blkd	no.	yds	avg	tb	ob
09/02/2023	Colorado	2	95	47.5	48	0	0	1	0	1	0-1	0	0	7	455	65.0	6	0
09/09/2023	Nicholls	3	126	42.0	49	0	0	2	0	1	2-2	57	0	7	447	63.9	3	0
09/16/2023	at Houston	2	88	44.0	45	0	0	0	0	1	3-5	53	0	9	488	54.2	2	0
09/23/2023	SMU	2	81	40.5	44	0	0	1	0	1	2-2	35	0	7	448	64.0	6	0
09/30/2023	West Virginia	5	218	43.6	57	0	0	2	1	0	0-3	0	2	4	228	57.0	2	0
10/07/2023	at Iowa St.	4	101	25.3	38	1	0	1	0	0	0-0	0	0	2	129	64.5	1	1
10/14/2023	BYU	1	44	44.0	44	0	0	0	0	0	3-3	47	0	9	555	61.7	5	0
10/21/2023	at Kansas St.	5	230	46.0	54	0	1	3	1	2	1-1	32	0	2	130	65.0	2	0
11/02/2023	at Texas Tech	5	209	41.8	51	0	0	4	1	2	0-1	0	0	5	325	65.0	5	0
11/11/2023	Texas	4	150	37.5	47	0	0	2	0	2	2-2	56	0	6	390	65.0	4	0
TCU		33	1342	40.7	57	1	1	16	3	10	13-20	57	2	58	3595	62.0	36	1
Opponents		44	1787	40.6	60	1	1	10	10	13	17-21	55	1	51	3183	62.4	18	1



**2023-24 TCU Football
Opponents Game-by-Game
All games**

Date	Opponent	Rushing				Receiving				Passing				Kick Returns				Punt Returns				tot off
		no.	yds	td	lg	no.	yds	td	lg	cmp-att-int	yds	td	lg	no.	yds	td	lg	no.	yds	td	lg	
09/02/2023	Colorado	34	55	2	10	38	510	4	75	38-47-0	510	4	75	1	18	0	18	1	2	0	2	565
09/09/2023	Nicholls	39	86	0	9	17	177	0	34	17-36-1	177	0	34	3	56	0	24	1	6	0	6	263
09/16/2023	at Houston	27	41	0	20	17	225	0	53	17-35-2	225	0	53	6	201	1	98	1	-1	0	0	266
09/23/2023	SMU	39	158	2	18	16	258	0	51	16-35-2	258	0	51	1	5	0	5	0	0	0	0	416
09/30/2023	West Virginia	43	201	3	35	10	142	0	30	10-21-0	142	0	30	1	18	0	18	2	32	0	17	343
10/07/2023	at Iowa St.	37	215	2	55	16	138	1	24	16-28-0	138	1	24	0	0	0	0	0	4	0	4	353
10/14/2023	BYU	32	91	1	19	15	152	0	42	15-34-1	152	0	42	4	91	0	40	1	0	0	0	243
10/21/2023	at Kansas St.	52	343	1	30	15	244	4	61	15-26-0	244	4	61	0	0	0	0	1	5	0	5	587
11/02/2023	at Texas Tech	42	146	2	20	28	282	2	44	28-36-0	282	2	44	0	0	0	0	1	29	0	29	428
11/11/2023	Texas	41	165	2	22	22	317	1	73	22-33-1	317	1	73	1	15	0	15	0	0	0	0	482
Opponents		386	1501	15	55	194	2445	12	75	194-331-7	2445	12	75	17	404	1	98	8	77	0	29	3946
TCU		347	1578	13	74	261	2971	21	59	261-412-14	2971	21	59	24	525	0	86	10	107	1	30	4549

Opponents Averages

Games	Avg/ rush	Avg/ catch	Pass effic	KR avg	PR avg	All purpose avg/game	Total offense avg/game
10	3.9	12.6	128.4	23.8	9.6	451.3	394.6

Date	Opponent	Tackles			Sacks no-yds	Fumble ff fr-yds	Pass Defense			blkd kick	PAT attempts			off				
		ua	a	total			tfl-yds	int-yds	qbh		brup	kick	rush	rcv	saf	t/o	pts	
09/02/2023	Colorado	46	20	66	0.0-0	1	0-0	2-0	2	3	0	6-6	0	0	0	0	0	45
09/09/2023	Nicholls	50	18	68	6.0-11	0	1-0	1-0	1	1	0	0-0	0	0	0	3	6	
09/16/2023	at Houston	50	30	80	6.0-34	1	1-0	1-35	3	5	0	1-1	0	0	0	0	13	
09/23/2023	SMU	46	26	72	6.0-16	0	0-0	0-0	2	2	0	2-2	0	0	0	0	17	
09/30/2023	West Virginia	45	28	73	9.0-35	0	0-0	0-0	5	6	2	3-3	0	0	0	0	24	
10/07/2023	at Iowa St.	39	38	77	5.0-26	0	0-0	4-9	4	3	1	3-3	0	0	0	3	27	
10/14/2023	BYU	53	14	67	1.0-1	0	0-0	2-17	2	5	0	0-0	0	1	0	0	11	
10/21/2023	at Kansas St.	35	20	55	2.0-12	0	0-0	1-0	2	6	0	5-5	0	0	0	0	41	
11/02/2023	at Texas Tech	43	24	67	1.0-5	0	0-0	2-23	4	1	0	3-3	0	1	0	8	35	
11/11/2023	Texas	37	22	59	6.0-27	2	1-0	1-2	2	2	0	2-2	0	0	0	10	29	
Opponents		444	240	684	42.0-167	17-95	4	3-0	14-86	27	34	3	25-25	0	2	0	24	248
TCU		406	240	646	55.0-219	22-152	4	3-14	7-129	27	32	2	34-35	0	0	0	20	289

Date	Opponent	Punting										Field Goals			Kickoffs			
		no.	yds	avg	long	blkd	tb	fc	50+	i20	md-att	long	blkd	no.	yds	avg	tb	ob
09/02/2023	Colorado	3	133	44.3	56	0	0	0	1	1	1-2	49	1	7	414	59.1	1	1
09/09/2023	Nicholls	7	231	33.0	54	1	0	0	1	1	2-2	47	0	3	179	59.7	0	0
09/16/2023	at Houston	4	184	46.0	51	0	0	0	2	1	2-3	44	0	4	256	64.0	3	0
09/23/2023	SMU	3	126	42.0	56	0	1	0	1	0	1-1	24	0	3	192	64.0	2	0
09/30/2023	West Virginia	5	230	46.0	58	0	0	3	1	3	1-2	49	0	5	324	64.8	3	0
10/07/2023	at Iowa St.	6	204	34.0	45	0	0	1	0	1	2-3	26	0	5	311	62.2	0	0
10/14/2023	BYU	7	313	44.7	60	0	0	0	3	2	1-1	46	0	3	192	64.0	0	0
10/21/2023	at Kansas St.	1	34	34.0	34	0	0	1	0	1	2-2	40	0	7	417	59.6	1	0
11/02/2023	at Texas Tech	4	175	43.8	51	0	0	4	1	3	2-2	55	0	7	454	64.9	5	0
11/11/2023	Texas	4	157	39.3	48	0	0	1	0	0	3-3	49	0	7	444	63.4	3	0
Opponents		44	1787	40.6	60	1	1	10	10	13	17-21	55	1	51	3183	62.4	18	1
TCU		33	1342	40.7	57	1	1	16	3	10	13-20	57	2	58	3595	62.0	36	1



**2023-24 TCU Football
Team Game-by-Game Comparison
All games**

Opponent	Score	First Downs				Pen	Rushing Number-Yards	Passing		Total Offense Plays-Yards	Return Yards	Turn- Overs
		Total	Rush	Pass	Comp-Att.-Int			Yards				
Colorado	42-45	27 / 30	11 / 6	15 / 20	1 / 4	37-262 / 34-55	24-42-2 / 38-47-0	279 / 510	79-541 / 81-565	159 / 20	2 / 1	
Nicholls	41-6	22 / 15	9 / 5	13 / 9	0 / 1	37-129 / 39-86	28-33-1 / 17-36-1	313 / 177	70-442 / 75-263	131 / 62	2 / 2	
Houston	36-13	35 / 12	18 / 3	15 / 8	2 / 1	51-250 / 27-41	24-37-1 / 17-35-2	314 / 225	88-564 / 62-266	29 / 235	2 / 2	
SMU	34-17	25 / 21	13 / 10	12 / 10	0 / 1	44-192 / 39-158	24-33-0 / 16-35-2	265 / 258	77-457 / 74-416	75 / 5	0 / 2	
West Virginia	21-24	23 / 21	12 / 10	11 / 7	0 / 4	38-135 / 43-201	23-41-0 / 10-21-0	298 / 142	79-433 / 64-343	44 / 50	0 / 0	
Iowa St.	14-27	23 / 16	10 / 6	13 / 8	0 / 2	37-185 / 37-215	21-36-4 / 16-28-0	213 / 138	73-398 / 65-353	118 / 13	4 / 0	
BYU	44-11	30 / 15	6 / 6	23 / 6	1 / 3	27-137 / 32-91	38-59-2 / 15-34-1	447 / 152	86-584 / 66-243	87 / 108	2 / 2	
Kansas St.	3-41	19 / 29	6 / 20	11 / 8	2 / 1	22-113 / 52-343	23-43-1 / 15-26-0	187 / 244	65-300 / 78-587	32 / 5	1 / 0	
Texas Tech	28-35	26 / 22	4 / 9	20 / 11	2 / 2	26-87 / 42-146	32-52-2 / 28-36-0	353 / 282	78-440 / 78-428	31 / 52	2 / 0	
Texas	26-29	22 / 22	8 / 6	12 / 13	2 / 3	28-88 / 41-165	24-36-1 / 22-33-1	302 / 317	64-390 / 74-482	69 / 17	2 / 1	
Totals	289-248	252 / 203	97 / 81	145 / 100	10 / 22	347-1578 / 386-1501	261-412-14 / 194-331-7	2971 / 2445	759-4549 / 717-3946	775 / 567	17 / 10	

Opponents	3rd Down Conversion	4th Down Conversion	Time of Possession	TOP Margin	Avg Yds/Rush	Avg Yds/Pass	Avg Yds/Play	Punting Number-Avg	Penalties Number-Yards	Sacks
Colorado	10-16 / 9-15	1-2 / 2-2	25:27 / 34:33	-09:06	7.1 / 1.6	6.6 / 10.9	6.8 / 7.0	2-47.5 / 3-44.3	10-78.0 / 6-35.0	4 / 0
Nicholls	4-12 / 8-20	2-4 / 0-2	24:34 / 35:26	-10:52	3.5 / 2.2	9.5 / 4.9	6.3 / 3.5	3-42.0 / 7-33.0	5-50.0 / 7-45.0	3 / 0
Houston	6-15 / 4-15	2-3 / 0-4	34:00 / 26:00	08:00	4.9 / 1.5	8.5 / 6.4	6.4 / 4.3	2-44.0 / 4-46.0	7-75.0 / 7-60.0	6 / 3
SMU	6-15 / 5-15	3-5 / 1-3	29:48 / 30:12	-00:24	4.4 / 4.1	8.0 / 7.4	5.9 / 5.6	2-40.5 / 3-42.0	6-48.0 / 4-20.0	3 / 2
West Virginia	6-16 / 4-13	1-2 / 1-3	26:33 / 33:27	-06:54	3.6 / 4.7	7.3 / 6.8	5.5 / 5.4	5-43.6 / 5-46.0	7-39.0 / 2-10.0	0 / 5
Iowa St.	7-14 / 5-15	1-3 / 1-1	27:42 / 32:18	-04:36	5.0 / 5.8	5.9 / 4.9	5.5 / 5.4	4-25.3 / 6-34.0	6-52.0 / 1-15.0	0 / 2
BYU	12-19 / 2-14	0-1 / 1-3	30:38 / 29:22	01:16	5.1 / 2.8	7.6 / 4.5	6.8 / 3.7	1-44.0 / 7-44.7	7-59.0 / 5-50.0	3 / 0
Kansas St.	2-13 / 10-13	2-3 / 0-1	21:10 / 38:50	-17:40	5.1 / 6.6	4.3 / 9.4	4.6 / 7.5	5-46.0 / 1-34.0	4-33.0 / 6-45.0	1 / 2
Texas Tech	10-18 / 7-19	2-2 / 2-3	25:35 / 34:25	-08:50	3.3 / 3.5	6.8 / 7.8	5.6 / 5.5	5-41.8 / 4-43.8	5-41.0 / 8-72.0	2 / 0
Texas	3-11 / 4-13	1-2 / 0-1	25:42 / 34:18	-08:36	3.1 / 4.0	8.4 / 9.6	6.1 / 6.5	4-37.5 / 4-39.3	6-51.0 / 7-59.0	0 / 3
Totals	66-149 / 58-152	15-27 / 8-23	271:09 / 328:51	-57:42	4.5 / 3.9	7.2 / 7.4	6.0 / 5.5	33-40.7 / 44-40.6	63-526.0 / 53-411.0	22 / 17

Note: Game totals are displayed in the format TEAM/OPPONENT for each category



2023-24 TCU Football
Red-Zone Results
All games

TCU Inside Opponent Red-Zone

Date	Opponent	Score	Times In RZ	Times Scored	Total Pts	TDs	Rush TDs	Pass TDs	FGs Made	Failed to score inside RZ						
										FGA	Down	Int	Fumb	Half	Game	
09/02/2023	Colorado	L 42-45	6	4	28	4	4	0	0	0	0	0	2	0	0	0
09/09/2023	Nicholls	W 41-6	4	3	17	2	0	2	1	1	0	0	1	0	0	0
09/16/2023	at Houston	W 36-13	4	3	17	2	2	0	1	1	0	1	0	0	0	0
09/23/2023	SMU	W 34-17	5	4	20	2	0	2	2	2	1	0	0	0	0	0
09/30/2023	West Virginia	L 21-24	1	0	0	0	0	0	0	0	1	0	0	0	0	0
10/07/2023	at Iowa St.	L 14-27	4	2	14	2	0	2	0	0	1	1	0	0	0	0
10/14/2023	BYU	W 44-11	5	4	24	3	0	3	1	1	1	0	0	0	0	0
10/21/2023	at Kansas St.	L 3-41	3	1	3	0	0	0	1	1	1	0	0	0	0	1
11/02/2023	at Texas Tech	L 28-35	4	4	28	4	3	1	0	0	0	0	0	0	0	0
11/11/2023	Texas	L 26-29	4	3	20	3	1	2	0	0	1	0	0	0	0	0
Totals 28 of 40 (70.0%)			40	28	171	22	10	12	6	6	6	4	1	0	1	

Opponents Inside TCU Red-Zone

Date	Opponent	Score	Times In RZ	Times Scored	Total Pts	TDs	Rush TDs	Pass TDs	FGs Made	Failed to score inside RZ						
										FGA	Down	Int	Fumb	Half	Game	
09/02/2023	Colorado	L 42-45	3	3	21	3	2	1	0	0	0	0	0	0	0	0
09/09/2023	Nicholls	W 41-6	1	1	3	0	0	0	1	1	0	0	0	0	0	0
09/16/2023	Houston	W 36-13	3	1	3	0	0	0	1	1	1	1	0	0	0	0
09/23/2023	SMU	W 34-17	4	3	17	2	2	0	1	1	0	1	0	0	0	0
09/30/2023	West Virginia	L 21-24	3	2	14	2	2	0	0	0	1	0	0	0	0	0
10/07/2023	Iowa St.	L 14-27	4	4	20	2	1	1	2	2	0	0	0	0	0	0
10/14/2023	BYU	W 44-11	3	2	11	1	1	0	1	1	1	0	0	0	0	0
10/21/2023	Kansas St.	L 3-41	6	6	34	4	1	3	2	2	0	0	0	0	0	0
11/02/2023	Texas Tech	L 28-35	3	3	18	2	2	0	1	1	0	0	0	0	0	0
11/11/2023	Texas	L 26-29	4	4	19	2	1	1	2	2	0	0	0	0	0	0
Totals 29 of 34 (85.3%)			34	29	160	18	12	6	11	11	3	2	0	0	0	



2023-24 TCU Football
Rushing/Receiving Game-by-Game
All games

Rushing

Player	No-Yds/TD	CU	NichSt	UH	SMU	WVU	IowaSt	BYU	KState	TTU	UT
Emani Bailey	186-1006/5	14-164/0	19-67/0	23-126/1	25-126/1	19-55/0	21-152/0	13-61/0	12-100/0	19-57/2	21-98/1
Trey Sanders	47-174/5	15-46/3	5-13/0	8-48/1	6-23/0	2-8/0	2-11/0	3-9/0	5-15/0	1-1/1	DNP
Chandler Morris	45-249/3	5-30/1	6-63/1	12-53/0	6-38/0	11-51/1	5-14/0	DNP	DNP	DNP	DNP
Josh Hoover	14--17/0	DNP	1--6/0	-	-	DNP	2--16/0	1-26/0	3--12/0	4-15/0	3--24/0
Cam Cook	10-43/0	DNP	DNP	1-2/0	DNP	2-8/0	1-0/0	4-27/0	1-5/0	-	1-1/0
Corey Wren	8-26/0	-	2--1/0	2-5/0	2-12/0	-	2-10/0	-	-	-	-
Trent Battle	8-22/0	1-1/0	1--1/0	1-10/0	-	1-2/0	2-6/0	1-0/0	-	-	1-4/0
Savion Williams	6-35/0	1-14/0	DNP	1-3/0	1-0/0	-	-	1-6/0	1-5/0	-	1-7/0
Major Everhart	6-23/0	1-7/0	2--3/0	-	-	1-12/0	1-0/0	-	-	1-7/0	-
JP Richardson	3-12/0	-	-	-	1-2/0	-	1-8/0	-	-	-	1-2/0
JoJo Earle	3-12/0	-	-	1-9/0	-	1--4/0	-	-	-	1-7/0	-
Jack Bech	3--3/0	-	-	2--6/0	DNP	1-3/0	-	-	DNP	DNP	DNP
Jaylon Robinson	2--2/0	-	1--3/0	-	1-1/0	DNP	DNP	-	-	-	-
Franklin Estrada II	1-4/0	DNP	DNP	DNP	DNP	DNP	DNP	1-4/0	DNP	DNP	DNP
Grant Tisdale	1-2/0	DNP	DNP	DNP	DNP	DNP	DNP	1-2/0	DNP	DNP	DNP
Brant Ahlfinger	1-2/0	-	-	-	-	-	DNP	1-2/0	DNP	DNP	-
Jordy Sandy	1--8/0	-	-	-	1--8/0	-	-	-	-	-	-

Receiving

Player	No-Yds/TD	CU	NichSt	UH	SMU	WVU	IowaSt	BYU	KState	TTU	UT
Savion Williams	36-474/4	2-6/0	DNP	3-54/1	-	4-59/0	2-17/1	6-77/1	4-60/0	4-37/0	11-164/1
JP Richardson	36-460/3	6-63/0	1-24/0	6-60/0	1-38/0	3-87/1	4-23/0	6-104/1	3-21/0	3-17/0	3-23/1
Jared Wiley	32-303/4	5-60/1	2-9/0	2-14/0	5-37/2	1-9/0	2-18/0	4-20/1	1-7/0	4-64/0	6-65/0
Jaylon Robinson	26-301/1	-	5-39/1	3-47/0	3-35/0	DNP	DNP	7-68/0	1-7/0	5-68/0	2-37/0
Warren Thompson	19-246/2	1-18/0	8-92/0	1-33/1	2-16/0	-	2-35/0	3-38/1	2-14/0	DNP	DNP
Emani Bailey	19-141/0	-	1-16/0	3-23/0	1-11/0	4-25/0	2-15/0	1-7/0	2-8/0	5-36/0	-
Chase Curtis	15-132/1	2-15/0	-	1-7/0	2-55/1	3-16/0	2-19/0	1-0/0	4-20/0	DNP	DNP
Major Everhart	14-140/0	1-11/0	1-5/0	3-45/0	4-32/0	1-9/0	-	1-11/0	1-13/0	2-14/0	-
JoJo Earle	12-145/1	1-16/0	2-23/1	-	1-12/0	-	2-24/0	3-24/0	-	2-43/0	1-3/0
Dylan Wright	11-187/2	2-44/1	DNP	DNP	-	3-60/1	1-19/0	1-22/0	3-31/0	1-11/0	DNP
Jack Bech	10-110/0	3-34/0	1-6/0	1-26/0	DNP	2-26/0	2-14/0	1-4/0	DNP	DNP	DNP
Blake Nowell	9-90/1	-	-	-	3-19/0	-	2-29/1	-	-	3-32/0	1-10/0
DJ Rogers	6-77/1	-	1-16/0	-	-	-	-	2-30/0	-	3-31/1	-
Jordyn Bailey	5-103/1	DNP	3-61/1	-	DNP	DNP	DNP	2-42/0	-	DNP	DNP
Trey Sanders	5-20/0	-	1-8/0	-	1-3/0	1-3/0	-	-	2-6/0	-	DNP
Trent Battle	3-27/0	1-12/0	1-11/0	-	-	1-4/0	-	-	-	-	-
DJ Allen	2-10/0	DNP	1-3/0	DNP	1-7/0	-	DNP	DNP	DNP	DNP	DNP
Corey Wren	1-5/0	-	-	1-5/0	-	-	-	-	-	-	-



2023-24 TCU Football
 Passing Game-by-Game
 All games

#4 Chandler Morris	Comp	Att	Int	Pct	Yards	TD	Long	Sacked	Effic.
Colorado	24	42	2	57.1	279	2	23	0-0	119.1
Nicholls	26	30	0	86.7	263	2	28	0-0	182.3
Houston	24	37	1	64.9	314	2	33	3-16	148.6
SMU	24	33	0	72.7	265	3	38	2-5	170.2
West Virginia	23	41	0	56.1	298	2	59	5-23	133.2
Iowa St.	10	16	2	62.5	94	1	20	1-5	107.5
Totals	131	199	5	65.8	1513	12	59	11-49	144.6

#7 JP Richardson	Comp	Att	Int	Pct	Yards	TD	Long	Sacked	Effic.
Iowa St.	0	1	1	0.0	0	0	0	0-0	-200.0
Totals	0	1	1	0.0	0	0	0	0-0	-200.0

#10 Josh Hoover	Comp	Att	Int	Pct	Yards	TD	Long	Sacked	Effic.
Nicholls	2	3	1	66.7	50	1	34	0-0	250.0
Iowa St.	11	19	1	57.9	119	1	21	1-10	117.3
BYU	37	58	2	63.8	439	4	42	0-0	143.2
Kansas St.	23	43	1	53.5	187	0	16	2-12	85.4
Texas Tech	32	52	2	61.5	353	1	35	0-0	117.2
Texas	24	36	1	66.7	302	2	46	3-24	149.9
Totals	129	211	8	61.1	1450	9	46	6-46	125.4

#15 Grant Tisdale	Comp	Att	Int	Pct	Yards	TD	Long	Sacked	Effic.
BYU	1	1	0	100.0	8	0	8	0-0	167.2
Totals	1	1	0	100.0	8	0	8	0-0	167.2



2023-24 TCU Football
Returns Game-by-Game
All games

Punt Returns

Player	No-Yds	CU	NichSt	UH	SMU	WVU	IowaSt	BYU	KState	TTU	UT
JoJo Earle	6-39	-	3-38	1-0	-	2-1	-	-	-	-	-
JP Richardson	4-44	-	-	-	-	-	1-13	1-2	-	-	2-29

Kick Returns

Player	No-Yds	CU	NichSt	UH	SMU	WVU	IowaSt	BYU	KState	TTU	UT
Major Everhart	22-498	4-140	2-47	1-28	1-22	2-43	5-105	3-50	2-32	2-31	-
Shad Banks Jr.	2-27	1-10	1-17	-	-	-	-	-	-	-	-

Interceptions Returns

Player	No-Yds	CU	NichSt	UH	SMU	WVU	IowaSt	BYU	KState	TTU	UT
Millard Bradford	2-75	-	-	-	-	-	-	1-35	-	-	1-40
Bud Clark	2-1	-	-	1-1	1-0	-	-	-	-	-	-
Josh Newton	1-53	-	-	-	1-53	-	-	-	-	-	-
Vernon Glover	1-0	-	1-0	-	-	-	-	-	DNP	DNP	-
Zach Marcheselli	1-0	-	-	1-0	-	-	-	-	-	-	-

Fumble Returns

Player	No-Yds	CU	NichSt	UH	SMU	WVU	IowaSt	BYU	KState	TTU	UT
Millard Bradford	1-9	1-9	-	-	-	-	-	-	-	-	-
Chace Biddle	1-5	-	1-5	-	DNP	DNP	DNP	DNP	DNP	DNP	DNP
Jamoi Hodge	1-0	-	-	-	-	-	-	1-0	-	-	-



**2023-24 TCU Football
Total Tackles Game-by-Game
All games**

Total Tackles

Player	S-A	Total	CU	NichSt	UH	SMU	WVU	IowaSt	BYU	KState	TTU	UT
Namdi Obiazor	43-33	76	2-4	4-5	4-3	6-5	4-4	3-2	3-3	10-3	5-2	2-2
Jamoi Hodge	29-33	62	5-3	2-1	1-1	2-5	2-8	2-2	3-0	2-4	3-5	7-4
Mark Perry	37-10	47	1-0	5-1	3-0	4-4	3-1	5-0	4-0	4-1	2-2	6-1
Shad Banks Jr.	28-15	43	0-2	3-2	2-0	1-4	6-3	3-1	6-1	2-0	-	5-2
Millard Bradford	32-8	40	3-2	0-1	3-0	4-0	1-0	2-1	2-1	7-2	6-0	4-1
Abe Camara	24-11	35	4-2	1-1	2-0	1-0	2-3	4-0	-	-	5-2	5-3
Damonic Williams	13-17	30	2-1	3-0	0-2	1-3	0-2	1-2	1-0	2-2	3-4	0-1
Johnny Hodges	15-13	28	5-4	2-3	4-3	DNP	DNP	DNP	DNP	DNP	4-3	DNP
Josh Newton	22-5	27	2-2	3-1	1-0	-	4-0	1-0	1-0	3-1	2-1	5-0
Bud Clark	18-9	27	4-5	1-2	3-0	1-0	1-0	-	1-0	3-1	4-1	-
Avery Helm	15-7	22	4-1	0-1	1-0	1-2	1-1	4-1	1-0	2-0	-	1-1
Paul Oyewale	12-10	22	3-0	1-1	2-3	0-1	1-1	2-1	-	0-1	3-0	0-2
Caleb Fox	10-12	22	3-1	2-1	-	0-2	0-1	2-2	1-1	-	1-3	1-1
Josh Foster	13-6	19	0-2	2-2	0-1	2-1	6-0	2-0	1-0	-	-	-
Channing Canada	12-3	15	2-0	1-0	1-0	1-2	-	-	1-0	-	6-1	-
Jamel Johnson	11-4	15	-	2-2	3-1	3-0	-	-	1-1	1-0	1-0	DNP
Micheal Ibukun-Okeyode	10-3	13	-	1-0	1-1	2-1	1-0	2-0	0-1	1-0	2-0	-
Soni Misi	5-7	12	0-1	0-1	0-1	-	-	1-1	1-1	2-0	0-2	1-0
Tymon Mitchell	7-4	11	1-1	-	-	-	0-1	2-0	1-1	-	1-1	2-0
Rick D'Abreu	4-7	11	1-2	0-1	DNP	-	-	2-2	0-1	0-1	-	1-0
Marcel Brooks	4-3	7	DNP	1-0	-	-	-	-	1-2	2-0	-	0-1
Ish Burdine	5-1	6	DNP	DNP	DNP	DNP	DNP	1-0	2-1	2-0	DNP	DNP
Tico Brown	3-3	6	DNP	-	0-1	-	DNP	0-1	-	1-0	0-1	2-0
Randon Fontenette	4-1	5	-	1-1	1-0	-	-	-	1-0	-	1-0	-
Jaonte McMillan	4-1	5	-	1-1	2-0	1-0	-	-	-	-	-	-
Vernon Glover	3-2	5	0-1	0-1	2-0	-	-	-	-	DNP	DNP	1-0
Zach Marcheselli	3-2	5	-	-	1-1	-	0-1	-	2-0	-	-	-
Terrence Cooks Jr.	3-1	4	2-0	-	1-1	-	DNP	DNP	-	DNP	DNP	DNP
Chase Curtis	1-2	3	-	0-1	1-0	-	0-1	-	-	-	DNP	DNP
Trent Battle	1-1	2	-	1-1	-	-	-	-	-	-	-	-
Major Everhart	1-1	2	-	1-0	-	-	0-1	-	-	-	-	-
Markis Deal	0-2	2	DNP	0-1	-	DNP	DNP	DNP	DNP	DNP	DNP	0-1
Chandler Morris	1-0	1	-	-	1-0	-	-	-	DNP	DNP	DNP	DNP
JP Richardson	1-0	1	-	-	-	-	-	-	1-0	-	-	-
Jojo Earle	1-0	1	-	-	-	-	-	-	-	-	-	1-0
Mason White	1-0	1	DNP	DNP	DNP	1-0	DNP	-	-	-	DNP	DNP
Dylan Wright	1-0	1	-	DNP	DNP	-	-	1-0	-	-	-	DNP
Champ Lewis	1-0	1	DNP	1-0	DNP	DNP	DNP	DNP	DNP	DNP	DNP	DNP
Jordan Lester	1-0	1	-	1-0	DNP	DNP	DNP	DNP	-	DNP	-	DNP
Max Carroll	1-0	1	DNP	DNP	DNP	DNP	DNP	-	1-0	-	-	DNP
Griffin Kell	1-0	1	-	-	-	-	-	-	1-0	-	-	-
Keviyann Huddleston	1-0	1	DNP	1-0	DNP	DNP	DNP	DNP	DNP	DNP	DNP	DNP
Luke Lingard	1-0	1	DNP	-	DNP	DNP	DNP	DNP	1-0	DNP	DNP	DNP
Willis Patrick	1-0	1	-	-	-	-	-	-	-	-	1-0	-
DJ Rogers	1-0	1	-	-	1-0	-	-	-	-	-	-	-
Avion Carter	1-0	1	DNP	1-0	DNP	DNP	DNP	DNP	DNP	DNP	DNP	DNP
Zachary Chapman	0-1	1	DNP	0-1	DNP	DNP	DNP	DNP	-	DNP	DNP	DNP
Blake Nowell	0-1	1	-	-	0-1	-	-	-	-	-	-	-
Connor Lingren	0-1	1	DNP	0-1	-	DNP	DNP	DNP	-	DNP	DNP	DNP



2023-24 TCU Football
Sacks Game-by-Game
All games

Player	UA-A	Total	CU	NichSt	UH	SMU	WVU	IowaSt	BYU	KState	TTU	UT
Namdi Obiazor	4-0	4	-	-	-	1-1	-	-	1-13	1-13	1-13	-
Paul Oyewale	3-0	3	1-9	-	2-16	-	-	-	-	-	-	-
Jamoi Hodge	2-1	2.5	1-4	-	0.5-5	-	-	-	1-10	-	-	-
Damonic Williams	2-0	2	-	1-7	-	1-11	-	-	-	-	-	-
Caleb Fox	2-0	2	1-11	-	-	-	-	-	-	-	1-1	-
Johnny Hodges	1-2	2	1-8	-	1-7	DNP	DNP	DNP	DNP	DNP	-	DNP
Micheal Ibukun-Okeyode	1-1	1.5	-	1-6	0.5-1	-	-	-	-	-	-	-
Shad Banks Jr.	1-0	1	-	-	1-1	-	-	-	-	-	-	-
Channing Canada	1-0	1	-	-	-	1-5	-	-	-	-	-	-
Jaionte McMillan	1-0	1	-	-	1-4	-	-	-	-	-	-	-
Avery Helm	1-0	1	-	-	-	-	-	-	1-0	-	-	-
Rick D'Abreu	0-1	0.5	-	0.5-3	DNP	-	-	-	-	-	-	-
Markis Deal	0-1	0.5	DNP	0.5-3	-	DNP	DNP	DNP	DNP	DNP	DNP	-



**2023-24 TCU Football
Tackles For Loss Game-by-Game
All games**

Player	UA-A	Total	CU	NichSt	UH	SMU	WVU	IowaSt	BYU	KState	TTU	UT
Shad Banks Jr.	5-1	5.5	-	-	1.0-1	0.5-3	1.0-1	1.0-5	1.0-1	1.0-4	-	-
Namdi Obiazor	5-0	5.0	-	-	-	1.0-1	1.0-2	-	1.0-13	1.0-13	1.0-13	-
Paul Oyewale	5-0	5.0	1.0-9	-	2.0-16	-	1.0-1	-	-	-	1.0-3	-
Jamoi Hodge	4-2	5.0	2.0-6	-	0.5-5	1.5-3	-	-	1.0-10	-	-	-
Rick D'Abreu	4-1	4.5	1.0-1	0.5-3	DNP	-	-	2.0-5	-	-	-	1.0-3
Damonic Williams	3-2	4.0	-	1.0-7	-	1.0-11	-	-	-	1.0-2	0.5-0	0.5-1
Johnny Hodges	3-2	4.0	1.0-8	-	2.0-9	DNP	DNP	DNP	DNP	DNP	1.0-1	DNP
Caleb Fox	3-2	4.0	1.0-11	-	-	-	-	-	1.0-1	-	1.5-2	0.5-0
Mark Perry	3-0	3.0	-	1.0-4	-	-	-	1.0-1	-	-	1.0-1	-
Micheal Ibukun-Okeyode	2-1	2.5	-	1.0-6	0.5-1	-	-	-	-	-	1.0-1	-
Abe Camara	2-0	2.0	1.0-1	-	-	-	-	-	-	-	-	1.0-3
Avery Helm	2-0	2.0	-	-	-	-	1.0-1	-	1.0-0	-	-	-
Channing Canada	1-0	1.0	-	-	-	1.0-5	-	-	-	-	-	-
Terrence Cooks Jr.	1-0	1.0	-	-	1.0-3	-	DNP	DNP	-	DNP	DNP	DNP
Josh Foster	1-0	1.0	-	1.0-1	-	-	-	-	-	-	-	-
Jaionte McMillan	1-0	1.0	-	-	1.0-4	-	-	-	-	-	-	-
Bud Clark	1-0	1.0	-	-	-	-	-	-	-	-	1.0-4	-
Jordan Lester	1-0	1.0	-	1.0-1	DNP	DNP	DNP	DNP	-	DNP	-	DNP
Tico Brown	1-0	1.0	DNP	-	-	-	DNP	-	-	1.0-3	-	-
Zach Marcheselli	0-1	0.5	-	-	-	-	0.5-1	-	-	-	-	-
Tymon Mitchell	0-1	0.5	-	-	-	-	0.5-0	-	-	-	-	-
Markis Deal	0-1	0.5	DNP	0.5-3	-	DNP	DNP	DNP	DNP	DNP	DNP	-