



BROADCAST INFORMATION

TELEVISION
 Network ABC
 Play-by-Play Dave Pasch
 Analyst Dusty Dvoracek
 Reporter Tom Luginbill

LOCAL RADIO
 Network Longhorn Radio Network/LEARFIELD
 Play-by-Play Craig Way
 Analyst Roger Wallace
 Reporter Will Matthews

SPANISH RADIO
 Network Longhorn Radio Network/LEARFIELD
 Play-by-Play Dr. Rubén Pizarro-Silva
 Analyst Arturo Mata

NATIONAL RADIO
 Network N/A
 Play-by-Play N/A
 Analyst N/A
 Reporter N/A

COACHING STAFF


ON THE FIELD
 Steve Sarkisian Head Coach
 Jeff Banks Asst. Head Coach/Special Teams Coord./TEs
 Jeff Choate Co-Defensive Coordinator/ILBs
 Tashard Choice Running Backs
 Bo Davis Defensive Line
 Kyle Flood Offensive Coordinator/OL
 Terry Joseph Defensive Passing Game Coord./Secondary
 Pete Kwiatkowski Defensive Coordinator/OLBs
 AJ Milwee Co-Offensive Coordinator/Quarterbacks
 Torre Becton Director of Football Performance

IN THE BOOTH
 Blake Gideon Safeties
 Chris Jackson Passing Game Coordinator/WR

WHAT'S INSIDE

- 1 Game Information/Coverage
- 2 Media Information
- 3-17 Game Notes
- 18-19 Steve Sarkisian/Coaching Staff
- 20 Numerical Roster
- 21 Alphabetical Roster
- 22-23 The Last Time
- 24-27 2023 Box Scores
- 28-36 Select Players Game-by-Game Statistics
- 37 Career Highs (Offense & Specialists)
- 38 Career Highs (Defense)
- 39-49 2023 Statistics
- 50-51 Starters & Participation

THE MATCHUP



BAYLOR BEARS
 Record 1-2 (0-0 Big 12)
 CFP/AP/Coaches Rank NR/NR
 Head Coach Dave Aranda (Cal Lutheran, 1999)
 Record at Baylor 21-18 (4th year)
 Career Record 21-18 (4th year)

TEXAS LONGHORNS
 Record 3-0 (0-0 Big 12)
 AP/Coaches Rank 3/6
 Head Coach Steve Sarkisian (BYU, 1997)
 Record at Texas 16-12 (3rd year)
 Career Record 62-47 (10th year)

SERIES HISTORY

Overall Record Texas leads, 80-28-4
 In Austin Texas leads, 49-10-2
 In Waco Texas leads, 31-18-2

Aranda vs. Texas 1-2
 Sarkisian vs. Baylor 1-2

Current Streak Texas, Won 1 (2022)
 Last Meeting Texas 38, Baylor 27
 Longest Texas Streak Won 16 (1958-73)
 Longest Baylor Streak Won 2, six times (last 2013-14)
 Largest Texas Win Texas 77, Baylor 0 (1913)
 Largest Baylor Win Baylor 50, Texas 7 (1989)

GAMEDAY INFORMATION


Kickoff Time 6:30 p.m. CT
 Location Waco, Texas
 Stadium McLane Stadium
 Texas in 2023 3-0
 Home 2-0
 Road 1-0
 Neutral 0-0
 vs. Big 12 0-0
 vs. Ranked 1-0

SEASON LEADERS



QUINN EWERS | SOPHOMORE

PASSING
 54-OF-89 (60.7%)
 740 YDS
 8 TD, 0 INT




JOHNATHON BROOKS | SOPHOMORE

RUSHING
 47 ATT
 273 YDS (5.8 YPC)
 1 TD



XAVIER WORTHY | JUNIOR

RECEIVING
 14 REC
 221 YDS (13.8 YPR)
 2 TD



DAVID GBENDA | SENIOR

TACKLES
 18 TOTAL
 2.0 TFL
 1.5 SACKS

TEAM STATISTICAL COMPARISON

Category	BU		Texas	
	Value	FBS Rk	Value	FBS Rk
Total Offense	418.0	52	409.3	55
Rushing Offense	166.3	60	149.3	74
Passing Offense	251.7	56	260.0	49
Team Passing Efficiency	120.53	99	156.76	39
Scoring Offense	24.7	91	34.0	T-47
Total Defense	333.7	57	276.3	22
Rushing Defense	170.0	105	96.3	32
Passing Yards Allowed	163.7	18	180.0	33
Team Passing Eff. Defense	124.49	56	111.43	29
Scoring Defense	23.0	69	14.7	T-26
Turnover Margin	-0.33	T-79	1.67	T-8
3rd Down Conversion Pct.	0.395	80	0.378	89
4th Down Conversion Pct.	0.800	19	0.625	T-49
3rd Down Conv. Pct Defense	0.359	54	0.317	T-29
4th Down Conv. Pct Defense	0.625	97	0.750	T-112
Red Zone Offense	0.917	T-31	0.917	T-31
Red Zone Defense	1.000	109	0.750	T-38
Net Punting	38.25	T-81	46.78	2
Punt Returns	5.50	82	16.00	19
Kickoff Returns	19.33	69	21.75	48
First Downs Offense	62	74	60	T-81
First Downs Defense	50	T-38	43	T-14
Fewest Penalties per Game	5.33	T-48	5.00	T-38
Fewest Penalty Yds per Game	31.67	116	40.00	T-28
Time of Possession	31:18	44	28:27	96

2023 SCHEDULE

W, 37-10 Austin, Texas FOX 2:30 PM	W, 34-24 Tuscaloosa, Ala. ESPN 6:00 PM	W, 31-10 Austin, Texas LHN 7:00 PM	SEPT. 23 Waco, Texas ABC 6:30 PM	SEPT. 30 Austin, Texas TBD TBD	OCT. 7 Dallas, Texas ABC TBD	OCT. 21 Houston, Texas TBD TBD	OCT. 28 Austin, Texas TBD TBD	NOV. 4 Austin, Texas TBD TBD	NOV. 11 Fort Worth, Texas TBD TBD	NOV. 18 Ames, Iowa TBD TBD	NOV. 24 Austin, Texas ABC 6:30 PM
---	---	---	---	---	---	---	--	---	--	---	--

MEDIA INFORMATION

FOOTBALL MEDIA RELATIONS

Sr. Assoc. Athletics Director John Bianco
 john.bianco@athletics.utexas.edu
Associate Director Thomas Stepp
 thomas.stepp@athletics.utexas.edu
Assistant Director Ryan Tewes
 ryan.tewes@athletics.utexas.edu

SOCIAL MEDIA

WEBSITE TexasSports.com
TWITTER @TexasFootball
INSTAGRAM texasfootball

Up-to-date information on the football team is available on the football page at www.TexasSports.com. Quotes from news conferences, releases, feature stories and game notes will be available. You can also follow on Twitter and Instagram for the most updated content and information.

WEEKLY NEWS CONFERENCE

A weekly news conference with head coach Steve Sarkisian is held on Monday at 11 a.m. CT in the Centennial Room. Longhorn Network and Austin Radio Network air it live and a replay is posted later in the day on TexasSports.com.

POSTGAME

The Texas locker room is closed. Postgame interviews at home are anticipated to take place in the Moncrief Athletics Complex. Interviews on the road will be determined on a game by game basis. **NO INTERVIEWS ARE TO BE CONDUCTED ON THE FIELD FOLLOWING THE GAME.** Failure to abide by this rule will result in termination of credential.

CREDENTIALS

Requests may be submitted at utcredentials.com.

SPANISH BROADCAST

The Longhorn Radio Network/LEARFIELD offers Cadena Deportiva, a Spanish language radio broadcast of Texas football games. All games are available at TexasSports.com and the Texas Longhorns Mobile App.

LONGHORN RADIO NETWORK

For complete coverage of Texas Longhorns football, tune into the Longhorn Radio Network/LEARFIELD. Craig Way (play-by-play), Roger Wallace (color) and Will Matthews (sideline) call the action. Longhorn Weekly, Steve Sarkisian's one-hour radio show, airs Thursdays on the radio network.

Abilene	KWKC	1340
Abilene	KTJKHD3	101.7
Austin	KVET	1300*
Austin	KVET	98.1*
Austin	K276EL	103.1*
Big Spring	KBST	1490
Carthage	KGAS	104.3
Carthage	KGAS	1590
Corpus Christi	KEYS	1440
Crockett	KIVY	92.7
Crockett	KIVY	102.9
Crockett	KIVY	105.5
Dallas	KRLD	1080
Del Rio	KWMC	1490
El Paso	KROD	600
Fort Stockton	KFST	860
Henderson	KWRD	1470*
Houston	KBME	790
Marshall	KMHT	1450
Marshall	KMHT	103.9
Midland	KBAT	99.9
McAllen	KVNS	1700
San Angelo	KKSA	1260
San Antonio	WOAI	1200
San Antonio	KTKR	760
Texarkana	K300DW	107.9*
Texarkana	KCMC	740
Tyler	KTBB	600
Tyler	KTBB	92.1
Waco	KWTX	1230
Victoria	KLUB	104.9

*Flagship

SATELLITE RADIO

This week's broadcast can be heard on Satellite radio on SiriusXM channel 83 and SXM App.

USE OF AUDIO/VIDEO COVERAGE

Any accredited media entity using "video or audio materials" (film, traditional video or audio, digital video or audio, photos, etc.) from University of Texas Athletics events (games, practices, post-practice/postgame interviews and press conferences) may use that material only for traditional television newscasts, web-based or print coverage (see note below regarding policy on game video on web), or other electronic transmission as approved by The University in writing, with a limitation of up to three (3) minutes in length from any single event. That three (3)-minute package may contain no more than two (2) minutes of game highlights. Its usage must be only as supporting edited video/audio for a reported video/audio story and not simply as a raw video post/rebroadcast/ streamed highlights or interview sessions. Accredited media entities may not offer any live video, audio or other coverage of the event (or tape delay rebroadcast coverage in its entirety) without the advance written permission of The University of Texas athletics department. Video is for news usage only and may not be sponsored or sold. This policy includes all games, matches, practices and events involving any of Texas' athletics programs. It includes all media events — press conferences, pre/post-practice interviews and pre/post-game interviews.

NOTE REGARDING USE OF GAME VIDEO: Policy permits entities to use up to two (2) minutes of video on air (whether taken from the network feed or shot themselves) or on the entity's website. Reports and features must be filed postgame and not during the game. If a game/event is contracted to a network television partner, all highlights may remain on a website no longer than 48 hours following the game/event's conclusion. Highlights may not be used via social media platforms except as a link back to the website/URL hosting the highlights.

EXCEPTION: With advance written permission from the UT Athletics department, media entities will be permitted to rebroadcast the Steve Sarkisian weekly Monday press conferences in its entirety. Video from that 20-minute press conference can be used for either over the air rebroadcast or web postings. Live distribution of the weekly Monday press conference is not permitted. If posted on a website, it must be removed 48 hours after the conclusion of the press conference.

PHOTOGRAPHY

Action shots of UT coaches and student-athletes can be requested by contacting the UT Athletics Photo Department at photo@athletics.utexas.edu.

COLLEGEPRESSBOX.COM is the official media website for Division I football. Access and download game notes, quotes, statistics, media guides, headshots, logos and more for all FBS schools, conferences, postseason games, awards and the College Football Playoff. For access, please register for an account at collegepressbox.com/register.

GAME NOTES

QUICK FACTS

GENERAL INFORMATION

Name	University of Texas
Location	Austin, Texas
Founded	1883
Enrollment	52,384 (41,309 undergraduate)
Nickname	Longhorns
Mascot	Bevo/Hook 'Em
Colors	Burnt Orange and White
Conference	Big 12
President	Jay Hartzell
Vice President & Lois and Richard Folger	
Athletics Director	Chris Del Conte
Home Field	Darrell K Royal-Texas Memorial Stadium
University Website	utexas.edu
Athletics Website	TexasSports.com
Conference Website	Big12Sports.com

HISTORY

First Year of Football	1893
All-Time Record	939-390-33
All-Time Bowl Record	31-25-2
Last Bowl	2022 Alamo
Last Bowl Opponent	No. 12 Washington (L, 20-27)
Conference Championships*	28
..... 1920, 1928, 1930, 1942, 1943, 1945, 1950, 1952	
..... 1953, 1959, 1961, 1962, 1963, 1968, 1969, 1970	
..... 1971, 1972, 1973, 1975, 1977, 1983, 1990, 1994	
..... 1995, 1996, 2005, 2009	
National Championships	4
..... 1963, 1969, 1970, 2005	

*The 1996-97 academic year was Texas' first in the Big 12

2023 TEAM INFORMATION

Seniors (inc. super seniors)	23
Juniors	18
Sophomores	32
Freshmen (inc. redshirts)	48
Letterwinners Returning/Lost	41/21
Offense/Defense/Specialists (Returning)	20/18/3
Starters Returning/Lost	16/6
Offense	10/1
Defense	6/5

2022 INFORMATION

Overall Record	8-5
Home/Road/Neutral	5-2/2-2/1-1
Big 12 Record/Finish	6-3/3rd
Final Ranking	20 (CFP) 25 (AP) 25 (Coaches)
Bowl Game	Alamo
Bowl Opponent	Washington
Bowl Result	L, 20-27

COACHING STAFF

Head Coach	Steve Sarkisian
Alma Mater	BYU, 1997
Record at UT/Years	16-12/2nd
Career Record/Years	62-47/10th
Twitter	@CoachSark
Instagram	steve.sarkisian
Asst. HC/Special Teams Coord./TE	Jeff Banks
Co-Defensive Coordinator/ILB	Jeff Choate
Running Backs	Tashard Choice
Defensive Line	Bo Davis
Offensive Coordinator/OL	Kyle Flood
Safeties	Blake Gideon
Passing Game Coord./Wide Receivers	Chris Jackson
Def. Passing Game Coord./Secondary	Terry Joseph
Defensive Coordinator/OLB	Pete Kwiatkowski
Co-Offensive Coordinator/Quarterbacks	AJ Milwee
Strength and Conditioning	Torre Becton

THE OPENING KICKOFF

- The University of Texas continues its 131st season of football on Saturday when the Longhorns travel to Waco, Texas to square off with the Baylor Bears in the Big 12 Conference opener for both teams.
- The Longhorns and Bears will meet for the 113th all-time meeting.
- Texas enters the weekend ranked No. 3 on the most recent AP Poll, the Longhorns' highest ranking on either the AP or Coaches polls since being ranked second for the 2009 BCS National Championship Game.
- Last week, Texas (3-0) defeated the Wyoming Cowboys, 31-10, scoring 21 fourth-quarter points for the second-straight week to secure the win.
- Texas has started the season 3-0 for the first time since 2012.
- Baylor (1-2) earned its first win of the season with a 30-7 win at home over Long Island University.
- Saturday's game will mark the 14th time Texas opens conference play on the road. The Horns are 9-4 when opening Big 12 play on the road with victories in nine of the last 11 games.
- The Week Four matchup will be the Longhorns' second road game of the season, while the Bears will be playing their fourth home game of the year.
- Texas currently boasts 939 all-time wins, the fifth-most in college football history. UT holds an all-time record of 939-390-33 (.702).

SERIES HISTORY VS. BAYLOR

- Texas has faced only two schools more frequently than Baylor (112 times, last 2022) in its football history: Texas A&M (118 times, last 2011) and Oklahoma (118 times, last 2022).
- It will be the 52nd meeting between the two programs in Waco, where the Longhorns hold a 31-18-2 record over the Bears.
- Texas was won six of the last eight meetings against Baylor, including two wins in Baylor.
- UT is 19-7 against Baylor during the Big 12 era (since 1996).

VS. BAYLOR (LAST 10 MEETINGS)

Year	Location	Result	Score
2013	Waco	L	10-30
2014	Austin	L	7-28
2015	Waco	W	23-17
2016	Austin	W	35-34
2017	Waco	W	38-7
2018	Austin	W	23-7
2019	Waco	L	10-24
2020	Austin	W	27-16
2021	Waco	L	31-24
2022	Austin	W	38-27

BAYLOR BEARS SCOUTING REPORT

- Dave Aranda is in his fourth season as head coach of the Bears.
- He led Baylor to two bowl games in his first three seasons in Waco, winning the 2022 Sugar Bowl over Ole Miss, 21-7, and falling to Air Force in the 2022 Armed Forces Bowl, 30-15.
- Aranda guided Baylor to the best season in program history in 2021, leading the Bears to a 12-2 record, the Big 12 Conference title and a victory in the Sugar Bowl.
- The Bears are 13-7 at home in the Aranda Era.
- Baylor will be playing at home for the fourth time this season in a schedule that features a program-record eight home games.
- The Bears returned nine starters from 2022, including five on offense and four on defense. Additionally, two of Baylor's primary specialists returned for the 2023 season on a roster that includes 36 returning letterwinners.
- Sophomore running back Richard Reese earned Preseason All-Big 12 honors from the conference's media members. Last season, he was named the Big 12 Offensive Freshman of the Year and a Freshman All-American after rushing for 972 yards and 14 touchdowns.

A TEXAS WIN WOULD ...


- Be Texas' 940th victory all-time, the fifth-winningest program in college football history.
- Give Steve Sarkisian his 63rd victory as a head coach and 17th at Texas in his 110th career game as a head coach.
- Improve Texas to 4-0 for the first time since 2012.
- Mark the Longhorns' first victory in Waco since 2017.
- Be the Longhorns' 149th victory in Big 12 Conference play and improve their all-time conference record to 149-79.

THIRD SEASON OF SARKISIAN ERA

- Texas Football Head Coach Steve Sarkisian is in his third season at the helm of the Longhorns and his 10th season as a head coach overall.
- Last season, the Texas offense ranked 24th in the nation and third in the Big 12 Conference with 34.5 points per game, the fourth-straight top-25 scoring output for a Sarkisian-led offense.
- The offensive showing also marked the eighth top-25 scoring offense in Sarkisian's career.
- Marked the seventh time a Sarkisian offense averaged at least 34 points per game.
- Bijan Robinson rushed for 1,580 yards

GAME NOTES

THE LAST TIME...

	NOV. 25, 2022
	Austin, Texas DKR-Texas Memorial Stadium Attendance: 94,076 TV: ESPN
BAYLOR NR/NR/NR	27
TEXAS 23/24/24	38

Score by Quarters	1	2	3	4	OT	Score
Baylor	9	10	0	8	-	27
Texas	14	3	7	14	-	38

Scoring Summary

Qtr	Time	Team	Summary
1st	09:44	BU	Safety 0-0 0:00, BU 2 - UT 0
	06:54	BU	J. Ellis 47 yd pass from B. Shapen (J. Mayers kick) 5-62 2:43, BU 9 - UT 0
	03:54	UT	Q. Ewers 3 yd rush (B. Auburn kick) 7-75 3:00, BU 9 - UT 7
	01:35	UT	B. Robinson 2 yd rush (B. Auburn kick) 3-29 1:20, BU 9 - UT 14
2nd	07:54	BU	J. Mayers 30 yd field goal 18-63 8:41, BU 12 - UT 14
	05:50	UT	B. Auburn 38 yd field goal 6-55 2:04, BU 12 - UT 17
	00:40	BU	B. Sims 14 yd pass from B. Shapen (J. Mayers kick) 5-45 0:32, BU 19 - UT 17
3rd	02:21	UT	R. Johnson 1 yd rush (B. Auburn kick) 10-78 3:19, BU 19 - UT 24
4th	13:30	BU	G. Hall 16 yd fumble return (H. Presley pass from B. Shapen) 0-0 0:00, BU 27 - UT 24
	08:25	UT	B. Robinson 1 yd run (B. Auburn kick) 11-75 5:05, BU 27 - UT 31
	03:48	UT	R. Johnson 11 yd run (B. Auburn kick) 6-42 2:40, BU 27 - UT 38

	BU	UT
FIRST DOWNS	18	22
RUSHES-YARDS (NET)	39-101	48-208
PASSING YDS (NET)	179	194
Passes Comp-Att-Int	18-36-1	12-16-0
TOTAL OFFENSE PLAYS-YARDS	75-280	64-402
Fumble Returns-Yards	1-16	0-0
Punt Returns-Yards	0-0	0-0
Kickoff Returns-Yards	2-34	1-18
Interception Returns-Yards	0-0	1-18
Punts (Number-Avg)	5-36.4	2-44.5
Fumbles-Lost	0-0	2-2
Penalties-Yards	1-2	5-19
Possession Time	33:24	26:36
Third-Down Conversions	5 of 18	4 of 9
Fourth-Down Conversions	4 of 5	0 of 0
Red-Zone Scores-Chances	2-2	6-7
Sacks By: Number-Yards	5-51	5-5

RUSHING: Baylor-Reese, Richard 15-54; Jones, Qualan 14-45; Williams, Craig 3-2; Shapen, Blake 7-0. Texas-Robinson, Bijan 29-179; Johnson, Roschon 13-77; Ewers, Quinn 6-(48).

PASSING: Baylor-Shapen, Blake 18-36-1-179. Texas-Ewers, Quinn 12-16-0-194.

RECEIVING: Baylor-Jones, Qualan 6-18; Cameron, Josh 4-48; Baldwin, Monaray 3-35; Presley, Hal 2-15; Ellis, Jaylen 1-47; Sims, Ben 1-14; Johnson, Kelsey 1-2. Texas-Worthy, Xavier 7-62; Sanders, Ja'Tavion 2-65; Whittington, Jordan 2-48; Robinson, Keilan 1-19.

INTERCEPTIONS: Baylor-None. Texas-Ford, Jaylan 1-18.

FUMBLES: Baylor-None. Texas-Whittington, Jordan 1-1; Ewers, Quinn 1-1.

in 2022 marking the 11th consecutive year a Sarkisian offense has had a 1,000-yard rusher.

100TH SEASON OF TEXAS FOOTBALL AT DARRELL K ROYAL-TEXAS MEMORIAL STADIUM

• 2023 marks the 100th season in which Darrell K Royal-Texas Memorial Stadium at Campbell-Williams will serve as the home for Texas Football.

• The first game at Texas Memorial Stadium took place on Nov. 8, 1924, as the Longhorns welcomed 13,500 fans for a Southwest Conference matchup against Baylor.

• The stadium was dedicated on Thanksgiving Day 1924, after the UT student body decided to name the stadium in honor of the 198,520 Texans who fought in World War I and the 5,280 who lost their lives doing so.

• In 1977, the stadium was rededicated to veterans of all wars.

• The stadium was renamed in honor of College Football Hall of Fame Darrell K Royal in 1996.

• In 2020, the field, previously named for Joe Jamail, was renamed in honor of Heisman Trophy winners Earl Campbell and Ricky Williams.

• The Longhorns have an all-time record at Darrell K Royal-Texas Memorial Stadium of 395-122-10 (.759).

HOME SWEET HOME

• The Longhorns played in a packed house at DKR-Texas Memorial Stadium in the victory over Wyoming.

• Texas drew 101,777 fans for the game against the Cowboys, the eighth-largest home crowd in program history.

• UT has drawn over 100,000 fans to DKR-Texas Memorial Stadium in six of the last at games.

• The Horns have had 35 home games of 100,000-plus fans.

DRIVING THE FIELD

• Texas' first touchdown drive against Wyoming was a 17-play, 90-yard effort that took 8:03 to execute.

• On the drive, Texas rushed 11 times for 56 yards and converted two fourth downs.

• Eight different players were involved in plays.

• It marked the Longhorns' first 90-yard scoring drive since last season's victory over Oklahoma.

RAMPING UP THE D

• After Wyoming's game-opening 75-yard touchdown drive, the Texas defense held the Cowboys to 88 yards on 27 plays (3.3 ypp)

over the remainder of the first half.

• Senior DB Jahdae Barron was a critical cog for the Longhorn defense, registering three key third-down stops (one PBU, two tackles) during the stretch.

• Texas forced Wyoming into five-straight punts after their opening drive.

BIG MAN TOUCHDOWNS

• Junior DL Byron Murphy II caught a 1-yard touchdown pass to cap the Longhorns' first touchdown drive against Wyoming, the first reception and touchdown of his career.

• Murphy became the fourth Longhorn lineman to score a touchdown on offense.

LONGHORN LINEMAN OFFENSIVE TOUCHDOWNS

Byron Murphy II, DT, vs. Wyoming, 2023

- 1-yard TD reception from Quinn Ewers

Sam Cosmi, OT at West Virginia, 2019

- 12-yard lateral from Sam Ehlinger
- First-ever Longhorn offensive lineman rushing touchdown

Luke Poehlmann, OT, at Baylor, 2011

- Tackle-Eligible
- 3-yard TD reception from Case McCoy
- First-ever Longhorn offensive lineman touchdown reception

Derek Lokey, DT, vs. Arizona State (Holiday Bowl), 2007

- 2-yard TD reception from Colt McCoy
- First-ever Longhorn defensive lineman with an offensive touchdown

STOPPING THE TIDE

• Texas defeated No. 3/3 Alabama, 34-24, on the road in Week 2, improving UT's all-time record against the Crimson Tide to 8-2-1.

• The victory was the first-ever non-conference road win for Texas versus an AP Top 3 opponent.

• It marked the first victory on the road against any top-three team since the No. 1-ranked Longhorns won "The Game of the Century" at conference foe and second-ranked Arkansas, 15-14, in 1969.

• The Longhorns victory snapped Alabama's 21-game home winning streak. The Tide had won 57 consecutive regular-season games versus non-conference opponents.

• Texas' win was the first double-digit home loss for Alabama head coach Nick Saban as a college football head coach since 2003.

• Longhorn QB Quinn Ewers threw for 349 yards and three touchdowns in the victory, the first non-SEC quarterback to eclipse 250

GAME NOTES

passing yards and two touchdowns since Saban took over the Crimson Tide program in 2007.

- Texas had five sacks in the game, the most surrendered by the Crimson Tide since 2021 (at Auburn) and the most at home since 2015 (Tennessee). The five sacks were the most for a non-conference foe at Bryant-Denny Stadium since 2012 (6, Western Kentucky).

TAIL OF THE TAPE

- The Longhorns average 7.9 yards on first down to Alabama's 4.6 yards.
- Texas totaled five sacks and nine tackles for loss against the Crimson Tide.

FOURTH QUARTER FOCUS

- Texas scored 21 points in the fourth quarter, matching the most ever scored in the final frame against a Nick Saban-led Alabama team.
- After taking a 34-24 lead with 8:18 remaining, the Longhorns forced an Alabama 3-and-out then ran 12 plays over the final 7:14 of the game.
- Texas' victory ended a 73-game home win streak for Alabama when leading in the fourth quarter.

CONTROLLING THE FINAL FRAME

- Texas took control of the fourth quarter against Alabama and Wyoming the last two games.
- During that span, Texas outscored Alabama and Wyoming 42-8 and outgained them 317 yards to 133 yards, while converting 4-of-7 third-down opportunities to 1-of-5.

SCORING IN BUNCHES

- The Longhorns have scored at least 21 points in a quarter three times this season with two of those occurrences taking place in the fourth quarter.
- In the home opener against Rice, the Longhorns opened the second half with three consecutive touchdown drives.
- UT trailed Alabama 16-13 heading into the fourth quarter, but quickly scored a pair of touchdowns on back-to-back drives early in the frame to take 27-16 lead. Texas added a touchdown on their next drive to go up 34-24.
- In week three, Texas and Wyoming were all square, 10-10, heading into the fourth quarter. The Longhorns collected touchdowns on their firsts two drives then added a third on a Jerrin Thompson pick-six that closed out the scoring, 31-10.

TEXAS IN THE SPOTLIGHT

- The Texas-Alabama broadcast on September 9th was the most-viewed regular-

season game for ESPN since 2015.

- The broadcast averaged 8,800,000 viewers on ESPN and ESPN2, peaking at over 10.7 million viewers.
- UT-UA had the best Saturday viewership for an ESPN game since 2014.
- "Field Pass with The Pat McAfee Show" on ESPN2 had 799,000 Viewers – the most-watched McAfee Alternate Telecast and most-viewed College Football Alternate Telecast since the 2018 CFP National Championship.

RUNNING INTO A WALL

- Texas limited Rice to 27 rushing yards in the Horns season-opening 37-10 victory.
- The total marked the fewest rushing yards allowed by the Longhorns since 2018 (-5 vs. USC).
- It marked the fourth time in the last two seasons that Texas has limited their opponent to fewer than 100 rushing yards.

LESS THAN 100 RUSHING YARDS RUSHING

Year	Occurrences
2023	1 (27 Rice)
2022	3 (92 ULM, 61 WVU, 74 ISU)
2021	1 (76 UL)
2020	3 (43 UTEP, 43 WVU, 64 BU)
2019	5 (51 KSU, 71 TTU, 73 LT, 87 RICE, 96 WVU)
2018	4 (-5 USC, 62 ISU, 72 UGA, 88 BU)
2017	7 (10 ISU, 31 BU, 42 SJSU, 56 WVU, 62 TTU, 71 USC, 96 KU)
2016	1 (98 ISU)
2015	None
2014	2
2013	2
2012	1
2011	6
2010	4
2009	10

DEFENSE TAKES CENTER STAGE

- Texas allowed only 176 yards of offense in the victory against Rice, the fewest yards allowed by a Longhorn defense since 2017 (171, San Jose State).
- Rice had just 114 yards during their first 10 drives, adding 62 yards on their final drive of the game.

COACHING CONTINUITY

- Texas has had only three total coaching changes in three seasons under Steve

BY THE NUMBERS

0 Texas is one of 13 FBS programs to have zero interceptions thrown this season.

1 Junior DL Byron Murphy II caught a 1-yard touchdown pass in the victory over Wyoming, the first reception and touchdown of his career.

2 Senior DB Jerrin Thompson collected his second interception of the season in last week's game against Wyoming, returning it 27 yards for his first career touchdown. It marked his second-straight game with an interception. He has three interceptions in his last four games.

10.0 Texas placekicker Bert Auburn is averaging 10 points per game, the 16th-best mark in the nation.

16.0 Junior WR/PR Xavier Worthy ranks ninth in the nation with a 16.0 punt return average this season.

23 Worthy caught the 23rd touchdown pass of his career in the victory over Wyoming, the third-most in program history.

43 The Texas defense has allowed only 43 first downs this season, tied for fewest in the Big 12 and 14th in the nation.

46.78 Texas and punter Ryan Sanborn rank second in the nation with a 46.78 net punting average.

164 Sophomore running back Jonathon Brooks rushed for a career-high 164 yards against Wyoming, including a 61-yard run that was the second-longest of his career.

205 Sophomore quarterback Quinn Ewers has thrown 205 consecutive passes without an interception, the second-longest streak in program history.

GAME NOTES

LONGHORN 2023 HONOR ROLL

BERT AUBURN (JUNIOR, K)

- » Lou Groza Award preseason watch list
- » Preseason All-Big 12 First Team (Pro Football Focus)
- » Preseason All-Big 12 Second Team (Athlon Sports)
- » Preseason All-Big 12 Second Team (Phil Steele)

KELVIN BANKS JR. (SOPHOMORE, OL)

- » Lombardi Award preseason watch list
- » Lonestar Player of the Year preseason watch list
- » Outland Trophy preseason watch list
- » Preseason All-America Second Team (Athlon Sports)
- » Preseason All-America Second Team (Associated Press)
- » Preseason All-America Second Team (CBS Sports)
- » Preseason All-America Third Team (Phil Steele)
- » Preseason All-Big 12
- » Preseason All-Big 12 First Team (Athlon Sports)
- » Preseason All-Big 12 First Team (Phil Steele)
- » Preseason All-Big 12 Second Team (Pro Football Focus)
- » Preseason All-Texas First Team (Dave Campbell's Texas Football)
- » Preseason All-Texas Best Offensive Lineman (Dave Campbell's Texas Football)

JAHDAE BARRON (SENIOR, DB)

- » East-West Shrine Bowl Texas Star of the Week (Week 2 at Alabama)
- » Preseason All-Big 12 First Team (Pro Football Focus)
- » Preseason All-Big 12 Fourth Team (Phil Steele)
- » Preseason All-Texas Second Team (Dave Campbell's Texas Football)
- » Reese's Senior Bowl preseason watch list

CJ BAXTER (FRESHMAN, RB)

- » Shaun Alexander Freshman of the Year Award preseason watch list

JONATHON BROOKS (SOPHOMORE, RB)

- » Preseason All-Big 12 Third Team (Athlon Sports)
- » Preseason All-Big 12 Third Team (Pro Football Focus)

JALEN CATALON (SENIOR, DB)

- » Lonestar Player of the Year preseason watch list
- » Preseason All-America Fourth Team (Athlon Sports)
- » Preseason All-Big 12 First Team (Athlon Sports)
- » Preseason All-Big 12 Third Team (Phil Steele)
- » Preseason All-Big 12 Third Team (Pro Football Focus)
- » Reese's Senior Bowl preseason watch list

ALFRED COLLINS (SENIOR, DL)

- » Reese's Senior Bowl preseason watch list

HAYDEN CONNER (JUNIOR, OL)

- » Preseason All-Big 12 Third Team (Phil Steele)

JOHNTAY COOK II (FRESHMAN, WR)

- » Shaun Alexander Freshman of the Year Award preseason watch list

KITAN CRAWFORD (SENIOR, DB)

- » Reese's Senior Bowl preseason watch list

Sarkisian. RB Coach Stan Drayton left after year one (2021) to be head coach at Temple and WR Coach Andre Coleman moved on as well that year; WR Coach Brennan Marion left after one season (2022) to become the Offensive Coordinator at UNLV this past year.

- In the decade prior to Sarkisian's arrival on the Forty Acres, Texas had three head coaches, seven offensive coordinators and six offensive line coaches.
- 2023 marks the third year with the same offensive play caller (Sarkisian)/OC (Kyle Flood) and OL coach in Sarkisian's tenure.
- Marks the first time since Greg Davis and Mac McWhorter's 10-year run together (2001-10) that Texas has had the same play caller/OC and OL coach for more than two years in a row.
- The defensive staff has remained intact for all three years of Steve Sarkisian's tenure.
 - Pete Kwiatkowski: Defensive Coordinator/play caller/outside Linebackers
 - Jeff Choate: Co-Defensive Coordinator/Inside Linebackers
 - Bo Davis: Defensive Line
 - Blake Gideon: Safeties
 - Terry Joseph: Cornerbacks

LONGHORN GRADUATES

- Seven members of The University of Texas Football team enter the 2023 season having completed their degree requirements and have earned their degrees prior to the season. The list includes: DL Trill Carter, DB Jalen Catalon, LB David Gbenda, OL Christian Jones, K Gabriel Lozano, P Ryan Sanborn and WR Jordan Whittington.
- Additionally, 10 Longhorns are set to earn their bachelors or master's degrees or graduates certificate in the fall. They are: TE Gus Asel, TE Patrick Bayouth, LB Jett Bush, OL Sawyer Goram-Welch, OL Jake Majors, DL Byron Murphy II, RB Keilan Robinson, DL T'Vondre Sweat, DB Jerrin Thompson and QB Charles Wright.

FRESH FACES

- Four players made their first career starts for Texas in the Longhorns' 37-10 season-opening victory over Rice. That group was made up of running back CJ Baxter, wide receiver Adonai Mitchell, offensive lineman DJ Campbell and defensive back Jalen Catalon.
- CJ Baxter became the first Longhorn true freshman running back to start the season opener since Ricky Williams in 1995.
- In all, 23 players made their Longhorn debuts against Rice. Baxter, Catalon and Mitchell suited up in the Burnt Orange for the first time in their careers and were joined by EDGE Tausili Akana, DB BJ Allen Jr., DL

Trill Carter, WR Johntay Cook II, OL Trevor Goosby, LB Anthony Hill Jr., DB Gavin Holmes, LB Liona Lefau, LB Tannahill Love, DB Jelani McDonald, DL Sydir Mitchell, WR DeAndre Moore Jr., DB Malik Muhammad, QB Maalik Murphy, WR Isaiah Neyor, WR Ryan Niblett, P Ryan Sanborn, DB Derek Williams Jr., RB Quintrevion Wisner and RB Ky Woods.

- Sophomore RB Jonathon Brooks and sophomore EDGE Ethan Burke made their first career starts in the victory over Wyoming.

TRANSFERRING TO THE 40

- Five new faces arrived on the Forty Acres for the 2023 season via transfer from other colleges. That group includes:

Player..... Previous School

DL Trill Carter..... Minnesota
DB Jalen Catalon..... Arkansas
DB Gavin Holmes..... Wake Forest
WR Adonai Mitchell..... Georgia
P Ryan Sanborn..... Stanford

DEFENSIVE SPARKS

- Sophomore EDGE Ethan Burke has become a force for the defense. Through the first quarter of the season, leading the Longhorns with 3.5 tackles for loss and tying for the team lead with two sacks while totaling nine tackles on the season.
- Freshman LB Anthony Hill Jr. came up huge against Alabama, collecting a pair of sacks including on Alabama's final offensive play that buried the Crimson Tide deep in their own territory.
- Freshman DB Malik Muhammad quickly established himself in the Longhorn secondary, tallying five tackles (all solo) in the season-opener against Rice.
- Senior DB Jalen Catalon has provided leadership in the defensive backfield since arriving on the Forty Acres. Against Alabama, he collected a team-leading seven tackles (six solo) with one tackle for loss.

O-LINE CONSISTENCY

- Texas returns all five starters along the offensive line with Kelvin Banks, Jr., Hayden Conner, Jake Majors, Cole Hutson and Christian Jones back for the 2023 season.
- It marks the first time since at least 1993 that all five starters return and the 11th time in the last 30 seasons in which at least four starters from the offensive line return.
- Last season, the quintet combined for a total of 2,143 pass-blocking snaps and allowed only eight sacks.
- The group helped Texas average 34.5 points

GAME NOTES

per game, the 17th-highest scoring average among Power 5 programs, and 429.5 yards per game, the 23rd-best mark among Power 5 teams.

• Left tackle Banks, an Outland Trophy and Lombardi Award candidate, started all 13 games as a true freshman in 2022, allowing just one sack and one quarterback hit during the season.

• He faced four 2023 NFL first-round draft picks in No. 3 pick Will Anderson of Alabama, No. 7 pick Tyree Wilson of Texas Tech, No. 15 pick Will McDonald IV of Iowa State and No. 31 pick Felix Anudike-Uzomah of Kansas State.

• Banks did not allow a quarterback pressure over the final four games of the season and was not called for a penalty all year.

SPREADING THE BALL AROUND

• Texas was the only Power 5 program and one of seven FBS teams to have at least three players with 50+ receptions in 2022:

- Xavier Worthy, 60
- Ja'Tavion Sanders, 54
- Jordan Whittington, 50

• UT is the only team to return three players from its 2022 roster with 50 or more receptions.

• The Longhorns were one of five Power 5 teams and 13 FBS programs last season to have three or more receivers with at least 600 receiving yards:

- Xavier Worthy, 760
- Jordan Whittington, 652
- Ja'Tavion Sanders, 613

• Texas is one of three teams (Washington, USC) to return three players with 600+ receiving yards.

X-FACTOR

• Junior WR Xavier Worthy is one of the premier wide receivers in the Big 12 and the nation.

• For his career, Worthy has hauled in 138 receptions for 1,962 yards and 23 touchdowns.

• His fourth-quarter touchdown reception against Wyoming sparked the Longhorns offense after catching the ball on the Texas 46-yard line, breaking a tackle at the 40 and racing down the right sideline to score the first of Texas' three unanswered touchdowns.

• The 44-yard touchdown reception was his sixth career TD catch of 40 or more yards.

• Against Alabama in Tuscaloosa, Worthy had five receptions for 75 yards, including a 44-yard touchdown reception early in the second quarter.

• The 44-yard score was the ninth career reception of at least 40 yards and the fifth

touchdown of 40-plus yards.

• His 23 receiving touchdowns are tied for second-most among active FBS receivers and are the most among players who have spent their entire career with a Power 5 program.

• He ranks third in UT history in touchdown receptions and is just one of four Longhorns to haul in at least 20 touchdown catches.

MOST RECEIVING TOUCHDOWNS (TEXAS, ALL-TIME)

Player	TD Receptions	Years
1. Roy Williams	36	2000-03
2. Jordan Shipley	33	2006-09
3. Xavier Worthy	23	2021-pr.
4. Limas Sweed	20	2004-07
5. Quan Cosby	19	2005-08

• Worthy's 138 career receptions are second among active Big 12 players (Phillip Brooks, K-State - 147; Brennan Presley, Oklahoma State - 136)

• The Fresno, Calif. native has caught a pass in all 28 games he has played, the sixth-longest streak in program history, and his 138 career receptions are the 11th-most for a Longhorn, 14 behind B.J. Johnson (2000-03) for 10th all-time.

• His 1,962 receiving yards are 11th all-time in program history.

• Last season, he led the Big 12 and ranked 19th in the nation with nine touchdown receptions, while tying for fourth in the Big 12 in receptions (60), ranked fifth receiving yards (760), and seventh in receiving yards per game (58.5) and receptions per game (4.6).

• Worthy also served as the Longhorns' primary punt returner, averaging 9.7 yards per return, the third-best return average in the Big 12.

• Against K-State last season, he caught four passes for 42 yards and two touchdowns against Kansas State.

• His scores brought his career receiving TD total to 21, third all-time in UT history while accomplishing the feat in just 21 games.

• The two-touchdown game was his third of the season and the sixth multi-touchdown game of his career.

• Marked the sixth consecutive game with a touchdown reception, tied for the third-longest streak in UT history.

• Tallied a touchdown reception in at least four consecutive games for the second time in his career.

• His second touchdown reception against Kansas State was the 100th overall reception of his career. The reception occurred in his 21st game played, the fastest any Longhorn

LONGHORN 2023 HONOR ROLL (CON'T)

QUINN EWERS (SOPHOMORE, QB)

- » Big 12 Offensive Player of the Week (Week 2 at Alabama)
- » Davey O'Brien Award preseason watch list
- » Davey O'Brien Award's Great 8 List (Week 2 at Alabama)
- » Davey O'Brien National Quarterback of the Week (Week 2 at Alabama)
- » Earl Campbell Tyler Rose Award Player of the Week (Week 2 at Alabama)
- » Earl Campbell Tyler Rose Award preseason watch list
- » Johnny Unitas Golden Arm Award preseason watch list
- » Lonestar Player of the Year preseason watch list
- » Manning Award preseason watch list
- » Manning Award Star of the Week (Week 2 at Alabama)
- » Maxwell Player of the Week (Week 2 at Alabama)
- » Maxwell Award preseason watch list
- » Preseason All-Big 12 First Team (Pro Football Focus)
- » Preseason All-Big 12 Third Team (Athlon Sports)
- » Preseason All-Big 12 Third Team (Phil Steele)
- » Preseason All-Texas Second Team (Dave Campbell's Texas Football)
- » Walter Camp National Offensive Player of the Week (Week 2 at Alabama)
- » Walter Camp Player of the Year preseason watch list

JAYLAN FORD (SENIOR, LB)

- » Bednarick Award preseason watch list
- » Bronko Nagurski Trophy preseason watch list
- » Butkus Award preseason watch list
- » Lombardi Award preseason watch list
- » Lonestar Player of the Year preseason watch list
- » Lott IMPACT Trophy preseason watch list
- » Preseason All-America First Team (The Athletic)
- » Preseason All-America Second Team (Phil Steele)
- » Preseason All-America Second Team (Sporting News)
- » Preseason All-America Third Team (Athlon Sports)
- » Preseason All-Big 12
- » Preseason All-Big 12 First Team (Athlon Sports)
- » Preseason All-Big 12 First Team (Phil Steele)
- » Preseason All-Big 12 First Team (Pro Football Focus)
- » Preseason Big 12 Defensive Player of the Year
- » Preseason All-Texas First Team (Dave Campbell's Texas Football)
- » Preseason All-Texas Best Linebacker (Dave Campbell's Texas Football)
- » Reese's Senior Bowl preseason watch list

ANTHONY HILL JR. (FRESHMAN, LB)

- » Shaun Alexander Freshman of the Week (Week 2 at Alabama)
- » Shaun Alexander Freshman of the Year Award preseason watch list

CHRISTIAN JONES (SUPER SENIOR, OL)

- » Preseason All-Big 12 Second Team (Athlon Sports)
- » Preseason All-Big 12 Third Team (Phil Steele)
- » Preseason All-Big 12 Third Team (Pro Football Focus)
- » Preseason All-Texas Second Team (Dave Campbell's Texas Football)
- » Reese's Senior Bowl preseason watch list
- » Wuerffel Trophy preseason watch list

JAKE MAJORS (JUNIOR, OL)

- » Preseason All-Big 12 Third Team (Athlon Sports)
- » Rimington Trophy preseason watch list

GAME NOTES

LONGHORN 2023 HONOR ROLL (CON'T)

ADDONAI MITCHELL (JUNIOR, WR)

- » Big 12 Newcomer of the Week (Week 2 at Alabama)
- » Earl Campbell Tyler Rose Award Player of the Week Honorable Mention (Week 2 at Alabama)
- » Preseason All-Big 12 First Team (Pro Football Focus)

MALIK MUHAMMAD (FRESHMAN, DB)

- » Shaun Alexander Freshman of the Year Award preseason watch list

BYRON MURPHY II (JUNIOR, DL)

- » Lonestar Player of the Year preseason watch list
- » Preseason All-America Fourth Team (Athlon Sports)
- » Preseason All-Big 12
- » Preseason All-Big 12 First Team (Athlon Sports)
- » Preseason All-Big 12 Second Team (Pro Football Focus)

ISAIAH NEYOR (SENIOR, WR)

- » Reese's Senior Bowl preseason watch list

KEILAN ROBINSON (SENIOR, RB, KR/PR)

- » Preseason All-Big 12 First Team – KR (Athlon Sports)
- » Preseason All-Big 12 Second Team – KR (Phil Steele)
- » Reese's Senior Bowl preseason watch list

RYAN SANBORN (SENIOR, P)

- » Preseason All-Big 12 First Team (Pro Football Focus)
- » Preseason All-Big 12 Third Team (Athlon Sports)
- » Ray Guy Award preseason watch list
- » Ray's 8 list (Week 2 at Alabama)

JAT'AVION SANDERS (JUNIOR, TE)

- » John Mackey Award preseason watch list
- » John Mackey Tight End of the Week (Week 2 at Alabama)
- » Lombaradi Award preseason watch list
- » Lonestar Player of the Year preseason watch list
- » Preseason All-America Second Team (CBS Sports)
- » Preseason All-America Second Team (Phil Steele)
- » Preseason All-America Second Team (The Athletic)
- » Preseason All-America Third Team (Athlon Sports)
- » Preseason All-Big 12
- » Preseason All-Big 12 First Team (Athlon Sports)
- » Preseason All-Big 12 First Team (Phil Steele)
- » Preseason All-Big 12 First Team (Pro Football Focus)
- » Preseason All-Texas First Team (Dave Campbell's Texas Football)

STEVE SARKISIAN (HEAD COACH)

- » Bryant Award Fan Vote Favorite of the Week (Week 2 at Alabama)
- » Dodd Trophy preseason watch list

BARRYN SORRELL (JUNIOR, DL)

- » Preseason All-Big 12 Second Team (Athlon Sports)
- » Preseason All-Big 12 Second Team (Phil Steele)
- » Preseason All-Texas Second Team (Dave Campbell's Texas Football)

LANCE ST. LOUIS (SOPHOMORE, LS)

- » Preseason All-Big 12 Fourth Team (Phil Steele)

T'VONDRE SWEAT (SUPER SENIOR, DL)

- » Preseason All-Big 12 Second Team (Athlon Sports)
- » Preseason All-Big 12 Second Team (Phil Steele)
- » Preseason All-Big 12 Second Team (Pro Football Focus)
- » Reese's Senior Bowl preseason watch list

has reached 100 career receptions, besting the previous record of 22 games by Longhorn great Roy Williams.

- He caught four passes for 78 yards and had one touchdown in the Longhorns game at Oklahoma State.
- He had a standout performance against Iowa State, catching a season-high eight passes for 72 yards and two touchdowns, including a 3-yard go-ahead score to help clinch the Texas victory.
- Versus Oklahoma in the Red River Showdown, he tallied three receptions for 29 yards, including a 10-yard touchdown reception.
- Against West Virginia, he caught seven passes for 119 yards and two touchdowns of 15 and 44 yards.
- He also threw a 33-yard touchdown pass to Ja'Tavion Sanders on the first pass attempt of his career.
- Worthy was the first Longhorn to pass and receive a touchdown in the same game since Lil'Jordan Humphrey against Oklahoma in 2018.
- He caught five passes for a game-high 97 yards against Alabama, including a diving 46-yard reception at the end of the first quarter.
- His standout performance against No. 1 Alabama moved him past 1,000 career receiving yards.
- Worthy was a dynamic performer in 2021 during his first season on the Forty Acres, smashing decades-old Texas records and setting a new standard for Longhorn freshmen.
- He established Texas freshman single-season receiving records for receptions (62), yards (981) and touchdowns (12), while also holding the top single-game marks for receptions (14), yards (261) and touchdowns (3, twice).
- He was named the Big 12 Conference's Offensive Freshman of the Year and earned All-Big 12 First Team honors, the only freshman among the conference's first- and second-team selections.

QUINN IN COMMAND

- Sophomore Quinn Ewers has led Texas to nine wins in 13 starts during his first two seasons on the Forty Acres.
- Ewers threw for two touchdowns and ran for a third in the Longhorns' win over Wyoming.
- It was his third consecutive game with multiple touchdowns passes and eighth in his career, while also marking the fifth game in which he accounted for at least three touchdowns.
- He tallied his second career game with a

passing and rushing touchdown, which he also accomplished in the season-opener against Rice.

- Ewers completed 11-of-21 passes for 131 yards against the Cowboys and extended his streak of consecutive passes without an interception to 205, the second-longest streak in program history, 103 behind record-holder Sam Ehlinger.

MOST CONSECUTIVE PASSES W/OUT AN INT (TEXAS, ALL-TIME)

Player	Passes	Year(s)
1. Sam Ehlinger	308	2018
2. Quinn Ewers	205	2022-pr.
3. Sam Ehlinger	162	2018-19
4. Major Applewhite	156	1999
5. Sam Ehlinger	139	2020

- He had a standout performance in week two at Alabama, earning Walter Camp National Offensive Player of the Week, Maxwell Player of the Week, Big 12 Offensive Player of the Week and Davey O'Brien Quarterback of the Week honors after completing 24-of-38 passes for 349 yards and three touchdowns to guide the then-11th-ranked Longhorns to a 34-24 victory over then-No. 3 Alabama in Tuscaloosa.
- In the fourth quarter against the Crimson Tide, Ewers connected on 6-of-7 passes for 135 yards and two touchdowns.
- He connected for three touchdowns passes for the second consecutive game and fourth time in his career.
- His 300-yard passing effort was the third career performance.
- Ewers opened the 2023 campaign completing 19-of-30 passes for 260 yards and three touchdowns, while also rushing for another score in the victory over Rice.
- The four touchdowns accounted for matched his career high, established last season against Oklahoma.
- The Southlake, Texas native passed and rushed for a score in the same game for the first time in his career, while he threw for at least three touchdowns for the third time.
- Ewers had one of the top freshman campaigns for a Texas QB in program history, guiding the Longhorns to six wins in 10 starts.
- In his 10 games last season, Ewers completed 172-of-296 passes (58.1%) for 2,177 yards, 15 touchdowns and six interceptions in 2022.
- His 2,177 passing yards were the fifth-most all time for a Texas freshman and the 22nd-most in program history, while the 15 touchdown passes were the fourth-most in a

GAME NOTES

season for a Longhorn freshman.

- He led Texas to six victories, tied for third-most by a freshman in program history.
- In the Alamo Bowl against Washington, he connected on 31-of-47 passes for 369 yards and one touchdown, establishing career highs for completions and passing yards.
- The 31 completions and 47 passing attempts were the third-most ever for a Texas quarterback in a bowl game and both marks equaled the 10th-most in any single game in program history.
- Additionally, his 369 passing yards were the third-most ever for a Longhorn in a bowl game and 16th-most in a single game in UT history.
- Ewers threw for 319 yards and two touchdowns on 19-of-49 passing at Oklahoma State, the first 300-yard passing game of his career.
- He had a standout performance against Oklahoma in the Red River Showdown, completing 21-of-31 passes for 289 yards and four touchdowns, establishing then-career bests in each category.
- The four touchdown passes are tied for third-most in the UT-OU game in series history and are the most-ever by a Texas freshman.
- Ewers' four passing scores are also tied for 10th-most in a game in program history and tied for third among Texas freshmen.
- His four touchdown passes were the most for a Texas freshman since Shane Buechele had four against UTEP in 2016.
- His efforts earned him Big 12 Conference Newcomer of the Week honors, the first weekly conference honor of his career.
- He started the first two games of the season for the Longhorns, completing 25-of-36 passes (69.4%), for 359 yards and two touchdowns in four total quarters of action.
- Against No. 1 Alabama, Ewers passed for 134 yards and connected on 9-of-12 passes before being sidelined with an injury at the end of the first quarter.
- He made his first career start and his Longhorn debut in the season opener against ULM, guiding the Texas to a season-opening 52-10 victory.
- The transfer from Ohio State completed 16-of-24 passes for 225 yards and two touchdowns. After throwing an interception on his second career passing attempt, he bounced back to connect on eight-straight passes and nine of 10, guiding Texas to four touchdowns, a field goal and a field goal attempt on his next six drives.
- Ewers' 225 passing yards were the third-most since 1950 for a freshman starting in the season opener, trailing Shea Morenz's

347 (1993) and Shane Buechele's 280 (2016).

- He was the sixth Longhorn freshman to start the season opener and the fifth to lead Texas to victory.

SANDERS IS A SENSATION

- Junior TE Ja'Tavion Sanders registered his first career 100-receiving yard performance in the victory over Alabama, catching five passes for 114 yards, including a career-long 50 yard reception that set up the Longhorns go-ahead score early in the fourth quarter.
- Sanders' 100-yard receiving performance was the second for a Longhorn against the Crimson Tide, joining Jordan Shipley who had 122 yards on 10 receptions in the 2009 BCS Championship Game.
- His 50-yard reception was the 12th-longest for a Texas tight end in program history.

MOST TOUCHDOWNS (TEXAS TIGHT END, CAREER)

Player	Touchdowns	Years
1. David Thomas	15	2002-05
2. Pat Fitzgerald	12	1994-96
3. Kerry Cash	10	1987-90
4. Cade Brewer	8	2017-21
Derek Lewis	8	1995-98
6. Lawrence Sampleton	7	1978-81
7. Ja'Tavion Sanders	6	2021-pr.

MOST RECEPTIONS (TEXAS TIGHT END, CAREER)

Player	Receptions	Years
1. David Thomas	98	2002-05
2. Pat Fitzgerald	80	1994-96
3. Jermichael Finley	76	2006-07
4. Bo Scaife	75	'99, '01, '03-04
5. Kerry Cash	71	1987-90
6. Ja'Tavion Sanders	61	2021-pr.

MOST RECEIVING YARDS (TEXAS TIGHT END, CAREER)

Player	Yards	Years
1. David Thomas	1,367	2002-05
2. Pat Fitzgerald	1,106	1994-96
3. Lawrence Sampleton	1,071	1978-81
4. Bo Scaife	997	'99, '01, '03-04
5. Kerry Cash	979	1987-90
6. Jermichael Finley	947	2006-07
7. William Harris	909	1983-85
8. Ja'Tavion Sanders	771	2021-pr.

- For his career, Sanders ranks seventh all-time among Longhorn tight ends in touchdowns (6), sixth in receptions (61) and eighth in receiving yards (771).

LONGHORN 2023 HONOR ROLL (CON'T)

JERRIN THOMPSON (SENIOR, DB)

- » Preseason All-Big 12 First Team (Pro Football Focus)
- » Preseason All-Big 12 Fourth Team (Athlon Sports)
- » Reese's Senior Bowl preseason watch list

RYAN WATTS (SENIOR, DB)

- » Preseason All-Big 12 Second Team (Pro Football Focus)
- » Preseason All-Big 12 Third Team (Phil Steele)
- » Preseason All-Big 12 Fourth Team (Athlon Sports)
- » Reese's Senior Bowl preseason watch list

JORDAN WHITTINGTON (SENIOR, WR)

- » Preseason All-Big 12 Second Team (Athlon Sports)
- » Preseason All-Big 12 Second Team (Pro Football Focus)
- » Preseason All-Big 12 Third Team (Phil Steele)
- » Reese's Senior Bowl preseason watch list

XAVIER WORTHY (JUNIOR, WR)

- » Biletnikoff Award preseason watch list
- » Earl Campbell Tyler Rose Award preseason watch list
- » Lonestar Player of the Year preseason watch list
- » Maxwell Award preseason watch list
- » Paul Hornung Award preseason watch list
- » Preseason All-America First Team (Phil Steele)
- » Preseason All-America Second Team (Associated Press)
- » Preseason All-America Second Team (Athlon Sports)
- » Preseason All-America Second Team (CBS Sports)
- » Preseason All-America Second Team (Walter Camp Football Foundation)
- » Preseason All-Big 12
- » Preseason All-Big 12 First Team (Athlon Sports)
- » Preseason All-Big 12 First Team (Phil Steele)
- » Preseason All-Big 12 First Team (Pro Football Focus)
- » Preseason All-Big 12 Third Team – PR (Athlon Sports)
- » Preseason All-Big 12 Third Team – PR (Phil Steele)
- » Preseason All-Big 12 Third Team – RS (Pro Football Focus)
- » Preseason All-Texas First Team (Dave Campbell's Texas Football)
- » Preseason All-Texas Best Wide Receiver (Dave Campbell's Texas Football)
- » Walter Camp Player of the Year preseason watch list

GAME NOTES

TEXAS' RECORD WHEN...

2023 Sarkisian Era

Overall	3-0	16-12
Big 12	0-0	9-9
Non-conference	3-0	7-3
Home	2-0	11-4
Away	1-0	4-6
Neutral	0-0	1-2
Current streak	W3	W3
Current home streak	W2	W3
Current road streak	W1	W3
Current neutral site streak		L1
Day game	1-0	9-7
Night game	2-0	7-5
August	0-0	0-0
September	2-0	7-3
October	0-0	4-4
November	0-0	4-4
December	0-0	0-1
January	0-0	0-0
vs. Top 25 teams	1-0	3-7
vs. unranked teams	2-0	13-5
On natural grass	1-0	3-3
On artificial surface	2-0	13-9
Scoring first	1-0	9-4
Opponent scores first	2-0	7-8
Leading after 1st quarter	2-0	11-5
Trailing after 1st quarter	1-0	4-6
Tied after 1st quarter	0-0	1-1
Leading at halftime	3-0	13-6
Trailing at halftime	0-0	2-5
Tied at halftime	0-0	1-1
Leading after 3rd quarter	1-0	14-6
Trailing after 3rd quarter	1-0	1-6
Tied after 3rd quarter	1-0	1-0
Overtime	0-0	0-2
Scoring 0-19	0-0	0-3
Scoring 20-29	0-0	2-5
Scoring 30-39	3-0	8-2
Scoring 40+ points	0-0	6-2
Allowing 0-19	2-0	8-1
Allowing 20-29	1-0	6-2
Allowing 30-39	0-0	2-5
Allowing 40+ points	0-0	0-4
Game decided by 1-9	0-0	4-10
Game decided by 10-19	1-0	3-1
Game decided by 20-29	2-0	4-1
Game decided by 30-39	0-0	1-0
Game decided by 40+	0-0	4-0
With 100-yard rusher	1-0	13-5
Allow 100-yard rusher	1-0	3-8
With 300-yard passer	1-0	3-4
Allow 300-yard passer	0-0	3-2
Outgaining opponent	3-0	14-1
Outgained by opponent	0-0	2-11
No turnovers	2-0	7-2
One to three turnovers	1-0	9-9
Four or more turnovers	0-0	0-1
No takeaways	0-0	2-4
One to three takeaways	3-0	14-8
Four or more takeaways	0-0	0-0
Win turnover margin	2-0	9-3
Tie turnover margin	1-0	5-4
Lose turnover margin	0-0	2-5
Win time of possession	2-0	9-1
Lose time of possession	1-0	7-11

- He kicked off the 2023 season hauling in two passes for 44 yards against Rice, including a 44-yard touchdown reception in which he caught at the Rice 36-yard line and out-sprinted the Owl defenders to the end zone.
- The 44-yard reception was the longest of his career and was the sixth touchdown of his career, the seventh-most for a Texas tight end.
- Sanders was tremendous during the 2022 campaign, earning All-Big 12 Honors from the league's coaches and the Associated Press.
- A John Mackey Award semifinalist last season, hauled in 54 receptions for 613 yards and five touchdowns.
- His 54 catches set a single-season record for a Texas tight end, while his 613 yards were the second-most in a season for a Longhorn at the position and his five TD's tied for third.
- He hauled in at least five passes in eight of 13 games in 2022.
- Had five receptions for 36 yards in the Alamo Bowl against Washington.
- Caught a career-high seven passes for 61 yards against TCU.
- In Texas' victory at Kansas State, he hauled in five receptions for 54 yards
- At Oklahoma State, Sanders caught six passes for 76 yards. It brought his season total to 34 receptions and made him just the fifth Longhorn tight end with 30 catches in a season.
- Against Iowa State, he had three receptions for 37 yards, including a third-down, 13-yard reception that helped lead to Texas' first touchdown of the game.
- In the Red River Showdown against Oklahoma, Sanders caught five passes for 71 yards and two touchdowns.
- The two scores brought his season total to five this season, tied for third all-time among Texas tight ends.
- Against West Virginia, Sanders caught five passes for 78 yards and a career-best two touchdowns.
- His two scores went for 33 and 13 yards and marked the first time a Texas tight end has hauled in two touchdowns in a game since D.J. Grant in 2011.
- At Texas Tech, he was the top target for QB Hudson Card, making five catches for 40 yards.
- He made his first career start in the season opener against ULM and did not disappoint, establishing career highs with six receptions, 85 yards and his first touchdown.
- The 85 receiving yards were the most for a Texas tight end since Jermichael Finley

- tallied 149 yards on four receptions in against Oklahoma in the 2007 Red River Showdown.
- A tremendous blocker as well, Sanders was targeted six times and caught all six passes, including a pair of clutch catches on third and fourth down that set up a pair of touchdowns.
- He then added three receptions against No. 1 Alabama.

WHITTINGTON PUTS IN THE WORK

- Senior WR Jordan Whittington caught three passes for 44 yards, including a 33-yarder, in the victory over Alabama, after hauling in four passes for 47 yards in the season-opener against Rice.
- Whittington has had three or more receptions in five of the last seven games and has caught a pass in each of his last 17 games.
- Whittington returned for his senior campaign after a career year for the wideout in 2022.
- Last season, he was among the most reliable pass-catchers in the nation, hauling in 50 passes for 652 yards and one touchdown.
- Whittington had seven games of at least four receptions with at least one reception in all 13 games.
- Of his 50 receptions in 2022, 12 were for at least 20 yards and 30 (60%) were for 10+ yards.
- He had 10 receptions on third-down snaps with nine resulting in a first down.
- Caught six passes for 56 yards at Kansas and six passes for 78 yards against TCU.
- He hauled in his first touchdown of the season against Iowa State, totaling two receptions for 27 yards in all.
- Against Oklahoma, Whittington had a huge game with five receptions for 97 yards, including a pair of 22-yard catches and a 32-yard reception.
- Whittington had three receptions for 58 yards including a 31-yard catch versus West Virginia.
- He caught four passes for 52 yards against Texas Tech and had four receptions for 56 yards, including 42 yards after the catch against UTSA.
- The junior was Texas' top target in the matchup with No. 1 Alabama, hauling in seven passes for 64 yards, including a first-quarter, third-down 17-yard reception that kept the Longhorns' second scoring drive alive.
- He opened last season strong in the Longhorns' victory against Louisiana, hauling in seven receptions for a career-high 113 yards and one touchdown. Of those 113 yards, 54 of them came after the catch.

GAME NOTES

- He came through in the clutch to keep drives alive with four of his seven catches occurring on third down, including a pair of third-down receptions on UT's second touchdown drive, a 41-yard play on third-and-11 that set up the Horns' third touchdown and a 16-yard reception in the fourth quarter that opened the door for his first touchdown catch of the season three plays later. All told, with the four receptions on third down he had 83 yards (20.8 ypc).
- In the Longhorns' victory over TCU, Whittington had a pair of receptions over 30 yards, including a 32-yard touchdown, finishing the day with three receptions for 79 yards and one score.
- Against Texas Tech, Whittington hauled in five passes for 93 yards and added his second touchdown of the year.
- In 2021, Whittington set then-career highs with 26 receptions, 377 yards and three touchdowns.
- Whittington entered the 2021 season with career marks of 23 receptions for 223 receiving yards, including a career-best 10 catches and 65 yards against Oklahoma in 2020.

MITCHELL MAKES AN IMPACT

- Junior wide receiver Adonai Mitchell has come up huge in his first three games in the Burnt Orange, tallying nine receptions for 134 yards in three touchdowns.
- Against Alabama, he had three receptions for 78 yards and a pair of fourth quarter touchdowns. His first was a 7-yard touchdown that gave Texas the lead for good early in the fourth quarter, while his second, 39-yard score that sealed the win.
- It was the first career multi-touchdown game for Mitchell and the second game in which the Georgia transfer has scored against the Crimson Tide.
- He quickly made his presence felt in his first action as a Longhorn in the victory over Rice, catching three passes for 26 yards, including a 9-yard touchdown catch.
- Mitchell's scores against Alabama marked the fourth consecutive game in which he had hauled in a touchdown reception, including a 9-yard touchdown in the season-opener against Rice, a 10-yard TD against Ohio State in the CFP Semifinals and a 22-yard score against TCU in the CFP National Championship.

JONATHON ON THE SPOT

- Sophomore RB Jonathan Brooks has been a steady presence in the backfield during the early part of the 2023 season.

- He had a career day in the victory over Wyoming, establishing career bests with 21 carries for 164 yards (7.8 ypc) while adding the eighth rushing touchdown of his career.
- During Texas' two fourth-quarter scoring drives against the Cowboys, Brooks rushed for 107 yards on eight carries, including a 61-yard run.
- Against Alabama, he rushed a career-high 14 times for 57 yards and one touchdown.
- Brooks has scored a touchdown in three-straight games (2 rushing, 2 receiving) dating back to the Alamo Bowl against Washington when he had a rushing and receiving touchdown.
- He proved to be a dual threat in the win over Rice, rushing 12 times for 55 yards and catching a pair of passes for 42 yards, including a 37-yard touchdown reception, the longest reception of his career.
- For his career, the Hallettsville, Texas native is averaging 5.8 yards per carry, rushing 77 times for 449 yards with seven touchdowns.
- In 2022, he established career highs with 30 carries for 197 yards and five touchdowns.
- He had career day against Kansas with 11 carries for 108 yards (9.8 ypc) and two touchdowns, including a career-long 70-yard score.

- He made his Longhorn debut in 2021 in Texas' 58-0 victory over Rice, totaling nine carries and 63 yards while also rushed for his first-career touchdown.

KEILAN COMING THROUGH

- Senior RB/KR Keilan Robinson has been an impact on the offense and on special teams during his time on the Forty Acres.
- The Washington, D.C. native averaged 25.2 yards per kick return, the second-best mark in the Big 12 Conference and 15th in the nation.
- His 422 combined kick return yards were the third most in the Big 12.
- Against TCU, he had two kick returns for 73 yards, including one of 52 yards.
- At Oklahoma State, he returned four kicks for 109 yards (27.3 ypr) including a long of 38, caught one pass for 19 yards and recovered a fumble on a muffed punt return.
- He blocked the second punt of his career versus Iowa State on the opening drive of the game.
- Robinson scored on a 15-yard touchdown passes against Oklahoma and also carried the ball four times for 32 yards.
- He hauled in his first-career touchdown reception at Texas Tech, a 35-yard score that he caught at the 22-yard line along the left side of the field, sprinting in for the score.

NCAA / BIG 12 TEAM RANKINGS

CATEGORY	NCAA	BIG 12	VALUE
3rd Down Conversion Pct	89	11	0.378
3rd Down Conv. Pct Defense	29	6	0.317
4th Down Conversion Pct	49	7	0.625
4th Down Conv. Pct Defense	112	12	0.750
Blocked Kicks	-	-	-
Blocked Kicks Allowed	1	1	0
Blocked Punts	-	-	-
Blocked Punts Allowed	1	1	0
Completion Percentage	77	10	0.600
Defensive TDs	13	1	1
Fewest Penalties	36	3	15
Fewest Penalties Per Game	38	3	5.00
Fewest Penalty Yards	28	2	120
Fewest Penalty Yds Per Game	28	2	40.00
First Downs Defense	14	1	43
First Downs Offense	81	10	60
Fumbles Lost	24	4	1
Fumbles Recovered	70	8	1
Kickoff Return Defense	16	1	13.75
Kickoff Returns	48	9	21.75
Net Punting	2	1	46.78
Passes Had Intercepted	1	1	0
Passes Intercepted	11	2	5
Passing Offense	49	8	260.0
Passing Yards Allowed	33	5	180.0
Passing Yards Per Comp.	37	5	13.68
Punt Return Defense	49	10	3.67
Punt Returns	19	4	16.00
Red Zone Defense	38	3	0.750
Red Zone Offense	31	7	0.917
Rushing Defense	32	5	96.3
Rushing Offense	74	10	149.3
Sacks Allowed	41	6	1.33
Scoring Defense	26	5	14.7
Scoring Offense	47	8	34.0
Tackles for Loss Allowed	20	1	4.00
Team Passing Efficiency	39	6	156.76
Team Passing Eff. Defense	29	5	111.43
Team Sacks	38	6	2.67
Team Tackles for Loss	49	9	6.3
Time of Possession	96	9	28.27
Total Defense	22	3	276.3
Total Offense	55	9	409.3
Turnover Margin	8	2	1.67
Turnovers Gained	25	4	6
Turnovers Lost	3	1	1
Winning Percentage	1	1	1.000

NCAA / BIG 12 INDIVIDUAL RANKINGS

NAME/CATEGORY	NCAA	BIG 12	VALUE
Bert Auburn			
Field Goal Percentage	46	5	0.750
Field Goals Per Game	8	1	2.00
Scoring	16	4	10.0
Total Points Scored	18	4	30
Jahdae Barron			
Interceptions Per Game	49	9	0.3
Total Interceptions	49	9	1
Jonathon Brooks			
Rush Yards Per Carry	43	8	5.81
Rushing Yards	23	4	273
Rushing Yards Per Game	22	4	91.0
Ethan Burke			
Sacks per Game	51	7	0.67
Jett Bush			
Fumbles Recovered	12	1	1
Quinn Ewers			
Completions per Game	51	8	18.00
Passing Efficiency	29	3	160.7
Passing Touchdowns	14	3	7.8
Passing Yards	42	5	740
Passing Yards per Game	40	5	246.7
Passing Yards per Completion	32	4	13.70
Points Responsible For	13	4	60
Points Responsible For/Game	11	4	20.0
Total Offense	51	7	252.7
Yards per Pass Attempt	47	5	8.31
Jaylan Ford			
Interceptions Per Game	49	9	0.3
Total Interceptions	49	9	1
Anthony Hill Jr.			
Sacks per Game	51	7	0.67
Austin Jordan			
Interceptions Per Game	49	9	0.3
Total Interceptions	49	9	1
Adonai Mitchell			
Receiving TDs	18	1	3
Keilan Robinson			
Kickoff Returns	36	7	21.8
Ja'Tavion Sanders			
Yards per Reception	17	2	22.57
Jerrin Thompson			
Interceptions Per Game	9	1	1.0
Total Interceptions	8	3	2
Xavier Worthy			
All Purpose	60	8	106.33
Punt Returns	9	3	16.0
Receiving TDs	38	5	22
Receiving Yards	53	5	221
Receiving Yards Per Game	50	5	73.7
Receptions Per Game	46	5	5.3

**Must be ranked in the NCAA Top 60 and Big 12 Top 10

GAME NOTES

2023 BIG 12 STANDINGS

Team	Big 12	Overall
TCU.....	1-0	2-1
BYU.....	0-0	3-0
Kansas.....	0-0	3-0
Oklahoma.....	0-0	3-0
TEXAS.....	0-0	3-0
UCF.....	0-0	3-0
Cincinnati.....	0-0	2-1
Kansas State.....	0-0	2-1
Oklahoma State.....	0-0	2-1
West Virginia.....	0-0	2-1
Baylor.....	0-0	1-2
Iowa State.....	0-0	1-2
Texas Tech.....	0-0	1-2
Houston.....	0-1	1-2

TEXAS' 2023 OPPONENTS

Team	Record
Rice.....	2-1
at Alabama.....	2-1
Wyoming.....	2-1
at Baylor*.....	1-2
Kansas*.....	3-0
vs. Oklahoma* (Dallas).....	3-0
at Houston*.....	1-2
BYU*.....	3-0
Kansas State*.....	2-1
at TCU*.....	2-1
at Iowa State*.....	1-2
Texas Tech*.....	1-2
TOTAL.....	23-13 (.639)

*Big 12 Opponent

- Robinson found the end zone with a special teams touchdown on a scoop and score against ULM off a blocked punt for Texas' first points of the season.
- At West Virginia in 2021, he ran for a career-high 111 yards on nine carries (12.3 ypc), including a 49-yard touchdown run.
- Against Rice, the transfer from Alabama blocked a punt in the first quarter that rolled out of the back of the end zone for a safety, the first blocked punt for a score for UT since last season's Big 12 opener against Texas Tech.
- Robinson added a career-long 65-yard touchdown run early in the third quarter that put Texas up 51-0. On the day, Robinson had five carries for 83 yards (16.6 ypc) and one touchdown.
- In 11 games with one start in 2021, Robinson rushed the ball 45 times for 322 yards (7.2 ypc) and scored three touchdowns.

FORD FOUNDATION

- Senior LB Jaylan Ford emerged as one of the top defenders in the nation in 2022, earning All-American honors from the Associated Press and first-team All-Big 12 accolades from the league's coaches and the AP.
- The Frisco, Texas native tallied seven tackles (four solo), including one tackle for loss, in the Horns win against Wyoming, bringing his total tackles to over 200 for his career.
- Against Alabama, Ford tallied five tackles (two solo) with one tackle for loss in the victory.
- He opened the 2023 season right where he left off last season, registering five tackles (one solo) and intercepting one pass.
- The interception was the fifth of his career, tying him for fourth all-time among Texas linebackers.
- Ford has seven takeaways in his last 10 games, including all five of his interceptions.
- In 2022, he led the Longhorns with a career-high 119 tackles (61 solo), three forced fumbles, two fumble recoveries and four interceptions.

MOST INTERCEPTIONS (TEXAS LINEBACKER, CAREER)

Player	Interceptions	Years
1. Derrick Johnson	9	2001-04
2. Fred Edwards.....	8	1964-66
3. Tommy Nobis.....	7	1963-65
4. Jaylan Ford.....	5	2020-pr.
Kyle Richardson.....	5	1994-97
Glen Gaspard.....	5	1971-73

- He also logged 10 tackles for loss, two sacks, two quarterback hurries and two pass pickups.
- His four interceptions tied the single-season interception record for a Texas linebacker, last accomplished by Derrick Johnson in 2002 and 2003. All four of his interceptions led to Texas touchdowns, while his two fumble recoveries clinched victories over Kansas State and Iowa State.
- Ford's 119 total tackles were the most in a season for a Longhorn since 2014 (Jordan Hicks - 147; Steve Edmond - 131).
- He hauled in his fourth interception on the year in the regular-season finale against Baylor and added 11 tackles (two solo) and two tackles for loss on his way to Big 12 Defensive Player of the Week honors.
- Tallied his third interception of the season on Kansas' final drive of the first half, setting up a Longhorn touchdown before the teams headed to the locker rooms.
- Ford was sensational in the victory over Kansas State, recording a game-leading 10 tackles (six solo), while also forcing a fumble and recovering another. He also intercepted a pass in the final two minutes of the first half, returning it 18 yards to the K-State 33-yard line to set up Texas final score before the half.
- His efforts earned him Bronko Nagurski National Defensive Player of the Week and Big 12 Defensive Player of the Week accolades.
- Ford played a critical role in ending two Iowa State drives in the Longhorns' victory over the Cyclones, earning Big 12 Defensive Player of the Week accolades for his performance.
- First, he intercepted a pass in the end zone that shifted momentum in the game in towards Texas and prevented a potential two-score deficit. Then, with just over two minutes remaining, he jumped on a Cyclone fumble that sealed the game for the Longhorns. He also added eight tackles (two solo) to lead the team.
- In the Red River Showdown, Ford made seven tackles (four solo) and had one TFL against the Sooners.
- Against West Virginia, he registered 14 tackles (seven solo), his fourth-straight game with 10-or-more tackles, and a tackle for loss.
- At Texas Tech, he recorded 12 tackles (four solo) and had a forced fumble.
- Ford was a force against UTSA, posting career best numbers with 15 tackles, 10 solo tackles and his first forced fumble.
- He had a breakout performance against No. 1 Alabama, posting a team-high 10 tackles (six solo) with two tackles for loss and one sack, helping hold the Crimson Tide to 20 points.

GAME NOTES

- In 2021, the Frisco, Texas native led the team with six tackles for loss. He collected at least one five of the least six games of the season with two in the season finale against Kansas State.
- He notched a then-career-high 12 tackles (seven solo) against Oklahoma State.
- Ford had at least six tackles in each of the last three games of the season, recording six against Kansas, five at West Virginia and six (all solo) against K-State.

MURPHY ON THE INSIDE

- Junior DL Byron Murphy II has appeared in 28 career games, registering 48 tackles (20 solo), seven tackles for loss and 3.5 sacks during his three seasons on the Forty Acres.
- Murphy played a critical role in UT's first touchdown drive against Wyoming, catching a 1-yard pass from Quinn Ewers to give the Longhorns their first lead of the game.
- It marked the first reception and touchdown of his career as he became the fourth Texas lineman ever to score an offensive touchdown.
- On the defensive side of the ball, Murphy tallied two tackles and had one QB hurry in the win.
- At Alabama, he was helped spearhead a defensive front that registered nine tackles for loss, five sacks and four quarterback hurries.
- Last season, Murphy recorded a career best with 26 tackles and had eight games with at least two tackles.
- He had a standout performance at Texas Tech, tallying a career-high five tackles with four solo tackles.
- Murphy recorded a sack for a 7-yard loss in the shutout victory over Oklahoma in the Red River Showdown.

T'VONDRE'S TIME

- Super senior DL T'Vondre Sweat has become a force in the middle of the Texas line.
- For his career, he has totaled 92 tackles (33 solo) with 12 tackles for loss and four sacks in 51 career games played.
- He registered three tackles with one tackle for loss in the victory over Wyoming.
- At Alabama, Sweat registered one sack of the Longhorns' five sacks on the game - the most the Crimson Tide had surrendered at home since 2015.
- Against Rice in the 2023 season opener, he matched his career high with five tackles (two solo) with half a tackle for loss.
- It marked the 14th time in his career that he has registered at least three tackles with six of those occurring in the last 12 games.

SORRELL SETS HIS SIGHTS

- Junior EDGE Barryn Sorrell has become a reliable stopper on the defensive line for Texas.
- He came up huge against Wyoming, totaling five tackles (four solo) and a monster third-down sack for a loss of nine yards in the third quarter that pushed the Cowboys from the Texas 10-yard line to the 19, forcing Wyoming into a field goal situation.
- In the victory over Alabama, Sorrell collected a pair of tackles (one solo) and had two quarterback hurries.
- In 2022, Sorrell appeared in all 13 games with 10 starts, totaling 44 tackles (16 solo), nine tackles for loss, a team leading 5.5 sacks, one forced fumble, seven quarterback hurries and one pass breakup.
- At Kansas, he notched four tackles (all solo) and a tackle for loss.
- He had a career day against TCU, recorded 11 tackles (four solo), with three tackles for loss and 1.5 sacks while adding one pass breakup.
- At Kansas State, Sorrell made an earlier impact recorded a sack for a 10-yard loss midway through the second quarter that resulted in a punt that put Texas in scoring position.
- Sorrell tallied six tackles (two solo), a half tackle for loss, one QB hurry and a forced fumble at Oklahoma State.
- He collected his first career start in the 2022 season opener against ULM and made an immediate impact, registering then-career highs with six tackles (one solo), two tackles for loss and 1.5 sacks.
- His efforts helped silence the ULM ground game, holding the Warhawks to 92 yards on the ground.

JAHDAE ALL DAY

- Senior DB Jahdae Barron's impact in the defensive backfield can be felt throughout the team.
- Against Wyoming, Barron had a game-high nine tackles (six solo) with one pass breakup in the win, including four third-down plays to force fourth down - three tackles and one pass breakup.
- At Alabama, Barron set the tone for the day, intercepting a pass to shut down the Crimson Tide's first drive and returning it 16 yards to set up Texas' first score.
- Barron added four tackles (three solo) in the win in Tuscaloosa.
- In 2022, Barron tallied a career-high 78 tackles (43 solo) including a team-leading 11.5 tackles for loss while adding two interceptions, one quarterback hurry, three pass breakups, one fumble recovery and two

WINNINGEST PROGRAMS

BY VICTORIES

RK TEAM	W	L	T	PCT	YEARS
1. Michigan	992	353	36	0.731	144
2. Ohio State	956	331	53	0.733	134
3. Alabama	955	336	43	0.732	129
4. Notre Dame	941	334	42	0.730	133
5. TEXAS	939	390	33	0.702	131
6. Oklahoma	937	338	53	0.726	129
7. Penn State	923	406	41	0.689	137
8. Nebraska	913	419	40	0.680	134
9. Georgia	871	428	54	0.664	130
10. USC	869	363	54	0.697	130
Tennessee	869	411	53	0.672	127

BY WINNING PERCENTAGE

RK TEAM	W	L	T	PCT	YEARS
1. Ohio State	956	331	53	0.733	134
2. Alabama	955	336	43	0.732	129
3. Michigan	992	353	36	0.731	144
4. Notre Dame	941	334	42	0.730	133
5. Oklahoma	937	338	53	0.726	129
6. Boise State	482	183	2	0.724	28
7. TEXAS	939	390	33	0.702	131
8. USC	869	363	54	0.697	130
9. Penn State	923	406	41	0.689	137
10. Nebraska	913	418	40	0.680	133

MILESTONE VICTORIES

WIN	DATE	OPPONENT	SCORE
50	11/28/1901	Texas A&M	32-0
100	10/29/1910	Auburn	9-0
150	11/3/1918	Ream Flying Field	26-2
200	10/24/1925	Rice	27-6
250	10/28/1933	Rice	18-0
300	10/16/1943	Arkansas	34-0
350	11/24/1949	at Texas A&M	42-14
400	9/26/1958	at Tulane	21-20
450	11/28/1963	at Texas A&M	15-13
500	1/1/1970	vs. Notre Dame ^	21-17
550	10/25/1975	Rice	41-9
600	10/24/1981	at SMU	9-7
650	11/14/1987	TCU	24-21
700	10/21/1995	Virginia	17-16
750	10/20/2001	Colorado	41-7
800	1/4/2006	vs. USC !	41-38
850	11/20/2010	Florida Atlantic	51-17
900	9/15/2018	USC	37-14

^ Cotton Bowl

! Rose Bowl/BCS National Championship Game

GAME NOTES

IN THE RANKINGS

ASSOCIATED PRESS TOP 25 (Week 3)

Rk	Team (1st)	Record	Points
1	Georgia (57)	3-0	1566
2	Michigan (2)	3-0	1481
3	TEXAS (3)	3-0	1380
3	Florida State (1)	3-0	1378
5	USC	3-0	1296
6	Ohio State	3-0	1291
7	Penn State	3-0	1217
8	Washington	3-0	1194
9	Notre Dame	4-0	1066
10	Oregon	3-0	942
11	Utah	3-0	921
12	LSU	2-1	805
13	Alabama	2-1	796
14	Oregon State	3-0	715
15	Ole Miss	3-0	657
16	Oklahoma	3-0	606
17	North Carolina	3-0	567
18	Duke	3-0	530
19	Colorado	3-0	509
20	Miami	3-0	359
21	Washington State	3-0	278
22	UCLA	3-0	204
23	Tennessee	2-1	198
24	Iowa	3-0	125
25	Florida	2-1	103

Others Receiving Votes: Clemson 76, Missouri 72, Kansas St. 54, TCU 21, Fresno State 17, Kansas 15, Tulane 13, Kentucky 10, Maryland 4, BYU 3, Wisconsin 2, Syracuse 2, Louisville 1, Auburn 1

COACHES POLL TOP 25 (Week 3)

Rk	Team (1st)	Record	Points
1	Georgia (62)	3-0	1598
2	Michigan (1)	3-0	1514
3	Florida State	3-0	1396
4	Ohio State (1)	3-0	1394
5	USC	3-0	1325
6	TEXAS	3-0	1312
7	Penn State	3-0	1224
8	Washington	3-0	1164
9	Notre Dame	4-0	1044
10	Utah	3-0	967
11	Oregon	3-0	946
12	Alabama	2-1	886
13	LSU	2-1	808
14	Oklahoma	3-0	683
15	Oregon State	3-0	660
16	Ole Miss	3-0	602
17	North Carolina	3-0	592
18	Duke	3-0	469
19	Colorado	3-0	435
20	Tennessee	2-1	362
21	Miami	3-0	298
22	Iowa	3-0	206
23	Clemson	2-1	193
24	Washington State	3-0	160
25	UCLA	3-0	156

Others Receiving Votes: Kansas State 114, Missouri 44, Fresno State 43, Florida 41, Kentucky 28, TCU 26, Maryland 19, Kansas 17, Auburn 16, Texas A&M 11, Syracuse 10, Air Force 9, Tulane 7, UCF 5, Wyoming 3, James Madison 3, Ohio 3, Wake Forest 2, Louisville 2, BYU 1, Memphis 1, Arkansas 1

2023 WEEK-BY-WEEK RANKINGS

WEEK	AP	COACHES	CFP
Preseason	11	12	N/A
Week 2	11	10	N/A
Week 3	4	6	N/A
Week 4	3	6	N/A
Week 5	-	-	N/A
Week 6	-	-	N/A
Week 7	-	-	N/A
Week 8	-	-	N/A
Week 9	-	-	N/A
Week 10	-	-	-
Week 11	-	-	-
Week 12	-	-	-
Week 13	-	-	-
Week 14	-	-	-
Week 15	-	-	-
Final	-	-	-

defensive touchdowns (INT, FR).

- Posted at least five tackles in eight games last season, including three double-digit performances.

- The pair of non-offensive touchdowns gave him three for his career, two shy of Michael Huff's UT record.

MOST NON-OFFENSIVE TOUCHDOWNS (TEXAS, ALL-TIME)

Player	Total TDs	Years
1. Michael Huff	5 (4 INT; 1 FR)	2002-05
2. Jamison	4 (2 KR; 1 PR; 1 INT ret)	2018-22
Foster	4 (2 INT; 1 FR; 1 blk PR)	2004-07
Aaron Ross	4 (3 PR; 1 FR)	2003-06
Jordan Shipley	4 (3 PR; 1 KR)	2006-09
6. Barron	3 (1 blk PR; 1 INT ret; 1 FR)	2020-pr.

- Barron notched seven tackles (three solo) in the Alamo Bowl against Washington.

- He tallied five tackles (two solo) with two tackles for loss and his first career sack in helping Texas to a win in the season finale against Baylor.

- The Austin native had a career day against TCU, recording 11 tackles with a career-high nine solo and 3.5 tackles for loss, while also collecting his first fumble recovery and returning it 48 yards.

- Barron posted a critical PBU to prevent a TD and create a turnover on downs at Kansas State.

- He had a standout game against Oklahoma State, recording a career-best 12 tackles (six solo) with 1.5 tackles for loss.

- Against Oklahoma in the Red River Showdown, Barron picked off a pass to shut down a Sooner drive, and also tallied six tackles (three solo) and had half a tackle for loss.

- Versus West Virginia, he posted six tackles (five solo) and had one tackle for loss.

- He had a career day at Texas Tech, establishing career bests with 10 tackles, six solo tackles and two tackles for loss.

- Barron recorded his first career interception against UTSA and took it 44 yards for the first pick-six of his career. He also added six tackles (three solo) in the victory over the Roadrunners.

- His effort against UTSA earned him Big 12 Defensive Player of the Week honors.

- Had four tackles (two solo) against Alabama.

A FREQUENT FACE IN THE AP POLL

- Texas has made 761 all-time appearances in the Associated Press Top 25, which debuted in 1936. Oklahoma and West Virginia are the league's only other current members to feature in the AP Top 25 on more than 300

occasions.

- The Longhorns' AP Top 25 history includes 56 preseason poll appearances (34 top-10), 45 total weeks at No. 1 and 50 appearances in the final poll (27 top-10).

- Texas has been ranked in 51 of the last 82 AP Polls, dating back to week five of the 2018 season. That stretch includes a streak of 21-straight appearances in the AP Top 25.

- A 162-week run that covered 11 years (2000-10) ranks as UT's longest consecutive streak of being ranked in the AP Top 25 in program history.

MOST AP POLL TOP 25 APPEARANCES (BIG 12 PROGRAMS, ALL-TIME)

Rank	Current Rank	App.
1. Oklahoma	No. 16	886
2. Texas	No. 3	761
3. West Virginia	NR	304
4. Oklahoma State	NR	281
5. BYU	RV	279
6. TCU	RV	255
7. Kansas State	RV	233
8. Baylor	NR	225
9. Houston	NR	203
10. Texas Tech	NR	141
11. Kansas	RV	111
12. Cincinnati	NR	97
13. Iowa State	NR	70
14. UCF	NR	54

TEXAS VS. RANKED OPPONENTS (ALL TIME)

Overall record	136-163-8 (.456)
Home	50-49-4 (.505)
Away	36-50-0 (.419)
Neutral (including bowls)	50-64-4 (.441)

JERRIN'S JUMPSTART

- Senior DB Jerrin Thompson has emerged as the field general of the Longhorn secondary, starting 12 of 13 games during the 2022 campaign as a vocal leader of the defense.

- Thompson sealed the Longhorn victory against Wyoming with his first career touchdown, intercepting a pass at the Wyoming 27-yard line and returning it for the first pick-six of his career.

- It marked his second-straight game with an interception and third in the last four games.

- He came up huge in the victory at Alabama, intercepting an early fourth-quarter pass at the Alabama 37 and returning it 32 yards to the 5-yard line to set up a Jonathan Brooks touchdown that gave Texas a 9-point lead.

- The 2022 season proved to be a breakout year for Thompson, establishing career bests with 83 tackles, 50 solo tackles, one interception and seven pass breakups.

GAME NOTES

- Thompson recorded at least five tackles in eight games last season, including three double-digit performances.
- He was all over the field against Washington in the Alamo Bowl, posting a career-high 11 tackles and equaling career bests with seven solo tackles and one interception.
- Tallied nine tackles (four solo) in the season-finale against Baylor.
- He collected four tackles (all solo) with a tackle for loss and a PBU at Kansas.
- Against K-State, he posted six tackles (four solo).
- Thompson had five tackles (three solo) and a career-best three pass breakups at Oklahoma State.
- He tied for the team lead with seven tackles (four solo) against Oklahoma to help lead the Longhorns to a shut out of the Sooners in the Red River Showdown.
- Thompson was flying to the ball against West Virginia, posting his second-straight 10-tackle performance, including six solo tackles.
- At Texas Tech, Thompson established then-career highs with 10 tackles and seven solo tackles, while also breaking up one pass.
- Against UTSA, he had four solo tackles in helping UT pick up the win.
- Thompson registered one of the best games of his career against Alabama, tallying seven tackles (four solo) against the Crimson Tide.
- That effort was preceded by a four tackle (two solo) performance against ULM in the season opener.
- In 2021, he had six starts in his 12 appearances, registering 41 tackles (26 solo) with three tackles for loss, one forced fumble and a fumble recovery.
- In 2020, Thompson appeared in all 10 games and contributed on special teams. He totaled 14 tackles, 10 of which were solo stops.

NON-OFFENSIVE TOUCHDOWNS

- Texas has made scoring non-offensive touchdowns a habit, registering at least one in 14 of the last 15 seasons.
- Jerrin Thompson clinched the Longhorns' week three victory over Wyoming with a 27-yard interception return.
- The Horns wasted no time last season when Keilan Robinson scored on a D'Shawn Jamison blocked punt to close out the first drive of the season opener by ULM.
- Jamison secured a defensive score with a third-quarter, 69-yard interception return against ULM, giving UT multiple non-offensive touchdowns in a season for the fourth time in six years.

Year	Touchdowns
2023.....	1 (INT)
2022.....	4 (2 INT, PR Block, 1 FR)
2021.....	1 (INT)
2020.....	2 (KR, PR Block)
2019.....	1 (KR)
2018.....	2 (FG Block, PR)
2017.....	8 (5 INT, PR, FR, FG Block)
2016.....	None
2015.....	4 (2 FR, INT, PR)
2014.....	2 (2 INT)
2013.....	3 (INT, FR, PR)
2012.....	3 (2 INT, FR)
2011.....	4 (2 KR, INT, PR Block)
2010.....	2 (INT, FR)
2009.....	11 (4 INT, 4 PR, 3 KR)

- UT added a third for the 2022 campaign when Jahdae Barron intercepted a pass against UTSA at the Roadrunner 44-yard line and took it to the house for the first interception return of his career. He followed that with a scoop-and-score fumble recover against TCU.
- Josh Thompson tallied a 27-yard interception return against Texas Tech in 2021 that marked the fifth-straight season in which the Longhorns had a non-offensive touchdown.
- D'Shawn Jamison's 100-yard kickoff return against Oklahoma State in 2020 was the second of his career and fueled the Longhorns comeback from an 11-point deficit at the sixth-ranked Cowboys.
- UT finished 2017 with eight non-offensive touchdowns, tied for the most in the country. It was their most since registering 11 in 2009.

WATTS BRINGS THE ENERGY

- Senior DB Ryan Watts has been a huge presence in the Longhorn defensive backfield since his arrival on the Forty Acres.
- He had a season-high six tackles (all solo) against Wyoming, helping limit the Cowboys to 136 passing yards.
- Watts was all over the field at Alabama, totaling four tackles (two solo) with one tackle for loss and one pass breakup.
- The Little Elm native started all 13 games for the Horns in 2022, totaling 51 tackles (33 solo), four tackles for loss, one sack, one interception, one quarterback hurry and three pass breakups.
- Watts had six games with at least five tackles, including four in a six game stretch.
- Against TCU, Watts registered a pair of tackles for loss for 14 yards, highlighted by a 10-yard sack, helping UT defense limit the high-powered Horned Frog offense to 17 points.

LONGHORNS IN THE NFL

ACTIVE	TEAM
Calvin Anderson.....	New England Patriots
Andrew Beck.....	Houston Texans
Kris Boyd.....	Arizona Cardinals
Keondre Coburn.....	Kansas City Chiefs
Sam Cosmi.....	Washington Commanders
Cameron Dicker.....	Los Angeles Chargers
Michael Dickson.....	Seattle Seahawks
Quandre Diggs.....	Seattle Seahawks
Devin Duvernay.....	Baltimore Ravens
Sam Ehlinger.....	Indianapolis Colts
DeShon Elliott.....	Miami Dolphins
Poona Ford.....	Buffalo Bills
D'Onta Foreman.....	Chicago Bears
Marquise Goodwin.....	Cleveland Browns
Ta'Quon Graham.....	Atlanta Falcons
Jordan Hicks.....	Minnesota Vikings
Lil'Jordan Humphrey.....	Denver Broncos
D'Shawn Jamison.....	Carolina Panthers
*Malik Jefferson.....	Dallas Cowboys
Roschon Johnson.....	Chicago Bears
Brandon Jones.....	Miami Dolphins
^P.J. Locke.....	Denver Broncos
Moro Ojomo.....	Philadelphia Eagles
Charles Omenihu.....	Kansas City Chiefs
Joseph Ossai.....	Cincinnati Bengals
^DeMarvion Overshown.....	Dallas Cowboys
Adrian Phillips.....	New England Patriots
Hassan Ridgeway.....	Houston Texans
Malcolm Roach.....	New Orleans Saints
Bijan Robinson.....	Atlanta Falcons
Brenden Schooler.....	New England Patriots
^Caden Sterns.....	Denver Broncos
Geoff Swaim.....	Arizona Cardinals
Justin Tucker.....	Baltimore Ravens
Connor Williams.....	Miami Dolphins

HEAD COACHES	TEAM
Kyle Shanahan.....	San Francisco 49ers

ASSISTANT COACHES	TEAM
Jerry Gray.....	Atlanta Falcons
Richard Hightower.....	Chicago Bears

*Practice Squad ^ Injured Reserve

List last updated on September 14, 2023

LONGHORNS MAKING THEIR MARK

- Currently, the Texas Football program has 32 players on NFL rosters.
- The current crop of Longhorns in the NFL have won a combined four Super Bowl titles, been named to eight All-Pro teams and been selected to appear in six Pro Bowl games.

2023 NFL DRAFT

- Texas had five players selected in the 2023 NFL Draft.
- With five draft selections, Texas had at least five players chosen for the second time in three years and seventh time in the last 17 drafts.
- On the opening day, RB Bijan Robinson was selected by the Atlanta Falcons in the first round with the eighth overall pick, and one day later LB DeMarvion Overshown was taken with the 90th overall pick in the third round by the Dallas Cowboys. Texas has had at least two players chosen in the first three rounds of the draft in 17 of the last 23 drafts. It also marked the 56th time in the last 62 years (since 1962) that the Longhorns had two or more picks in the NFL Draft.
- Day three of the draft saw the Chicago Bears select RB Roschon Johnson in the fourth round, DL Keondre Coburn was drafted by the Kansas City Chiefs in the sixth round, and the Philadelphia Eagles picked DL Moro Ojomo in the seventh round.

GAME NOTES

2023 LONGHORN CAPTAINS

RICE

QB Quinn Ewers LB Jalyan Ford,
DL Byron Murphy II, WR Jordan Whittington

ALABAMA

DB Jahdae Barron, RB Keilan Robinson,
DL T'Vondre Sweat, WR Xavier Worthy

WYOMING

DL Alfred Collins, OL Jake Majors,
TE Ja'Tavion Sanders, DB Jerrin Thompson

BAYLOR

KANSAS

OKLAHOMA

HOUSTON

BYU

KANSAS STATE

TCU

IOWA STATE

TEXAS TECH

• He intercepted a pass in the end zone against Oklahoma State to snuff out a Cowboy drive.

BURNT ORANGE AUBURN

• Junior K Bert Auburn is currently the fourth-most accurate kicker in Longhorn history, connecting on 79.4% (27-of-34) of his career attempts.

• Against Rice, he connected in 3-of-4 field goal tries, including a career-best tying 49 yard attempt to close out the first half, while also succeeding on all four of his extra point attempts.

• His 27 career field goals includes a stretch of 11 straight that was the fifth-longest in program history.

• Auburn has been successful on 70 consecutive extra point tries, tied for the fourth-longest streak in program history.

• In 2022, he earned honorable mention All-Big 12 recognition after connecting on 21-of-26 field goals (80.8%), including 7-of-9 tries from 40 or more yards.

• He ranked second in the Big 12 Conference with 118 points scored and in points per game (9.2).

• His 118 points scored are the eighth most in a season in UT history and second for a Texas kicker.

• The 21 successful field goals tied for fourth-most on UT's all-time list.

• At Texas Tech, he connected on both of his field goal attempts, including a 48-yard attempt as time expired to help send the game to overtime.

• Auburn earned Lou Groza Award Star of the Week honors following an outstanding game against top-ranked Alabama. He was good on 4-of-5 attempts, including a 49-yard try with 1:29 remaining that gave the Longhorns a 19-17 lead.

REMEMBERING BILL LITTLE

• Legendary University of Texas Athletics Administrator Bill Little passed away peacefully surrounded by family on Friday, Aug. 18 in Austin. He was 81.

• Little was the face — and often the voice — of Longhorn athletics for more than 50 years. Long before sports reporting turned digital, Little, as sports editor of The Daily Texan, was hammering out copy on a manual Royal typewriter. He continued to masterfully and skillfully share stories of Longhorn Athletics through the many transformations of broadcast radio and television, varying forms of delivering news, and from the 24-hour news cycle to the non-stop news cycle that took over the

industry.

• A 1964 UT graduate, Little spent two years writing for The Austin American-Statesman, then moved to Oklahoma City to write for The Associated Press. After two-years with The AP, he returned home to Austin and to The University of Texas for good.

• Inducted into the Longhorn Hall of Honor in 1993, Little served UT in many capacities: first as assistant SID under the legendary Jones Ramsey, then as Sports Information Director, as Special Assistant to the Athletics Director, as Assistant AD for External Communications, then head of communications for Mack Brown.

• Little worked 37 bowl games, was a publicist for three football national championship teams (1969, 1970, 2005), and accompanied an unheard of 25 teams to the College World Series in Omaha. He worked more than 1,700 baseball games, had lengthy radio stints with both men's and women's basketball, and his record-setting streak at one point reached 521 consecutive Longhorn football games.

The string was almost broken when, just before the 1995 Sugar Bowl, he suffered a heart attack, but the ever-professional Little convinced doctors that he'd be under more stress in the hospital than he would if he attended the game. The streak remained intact all the way until his retirement in 2014.

• A Celebration of Life service is set for Sunday, October 1, at 2:30 p.m. CT at the Lady Bird Johnson Auditorium in the LBJ Library (2313 Red River Street, Austin, TX 78712) on The University of Texas campus.

• In lieu of flowers, the family encourages contributions to three of Little's favorite organizations: Friends of the Daily Texan, which ensures long-term funding of scholarships for staff members of The Daily Texan; the Bill Little Legacy Scholarship at the Texas Exes Cheer and Pom Alumni Network Operating Endowment; and Hospice Austin.

SALUTING A TEXAS LEGEND

• The University of Texas and The National Football Foundation (NFF) & College Hall of Fame jointly honored 2023 College Football Hall of Fame electee Derrick Johnson with an NFF Hall of Fame On-Campus Salute during the Longhorns' game against Rice.

• The NFF Hall of Fame On-Campus Salute program, which began with the inaugural College Football Hall of Fame Class in 1951,

GAME NOTES

has become a hallowed tradition, and to this day the singular events remain the first of numerous activities in the Hall of Fame experience.

- During the NFF Hall of Fame On-Campus Salutes, each electee returns to his respective school to accept a Hall of Fame plaque that will stay on permanent display at the institution. The events take place on the field during a home game, and many Hall of Famers cite the experience as the ultimate capstone to their careers, providing them one more chance to take the field and be recognized in front of their home crowd.
- A two-time First Team All-American, consensus in 2003 and unanimous in 2004, Johnson put together a career for the ages, claiming the Butkus Award as the nation's top linebacker and the Bronko Nagurski Trophy as nation's top defender in 2004. He finished 12th in Heisman Trophy voting and as a finalist for the Bednarik, Lombardi and Lott IMPACT awards in 2004. His nine forced fumbles that season place him in a tie for No. 1 in NCAA history for a single season. He was also named the 2004 Big 12 Defensive Player of the Year and 2004 Big 12 Male Athlete of the Year. In 2003, he became the Longhorns' first consensus First Team All-America linebacker since 1983; was one of three finalists for the Butkus Award; and was named the team MVP. In 2001, he was tabbed the Sporting News National Freshman of the Year, a First-Team Freshman All-American and Big 12 Co-Defensive Freshman of the Year.
- Texas posted a 43-8 record during his tenure in Austin, and the Longhorns earned four bowl appearances, including a 47-43 win over Washington in the 2001 Holiday Bowl (with Johnson named the Defensive MVP), a 35-20 victory over LSU in the 2003 Cotton Bowl, and a 38-37 victory in the 2005 Rose Bowl against Michigan with future College Football Hall of Fame teammate Vince Young under center. A three-time First Team All-Big 12 performer, Johnson's efforts helped the Longhorns notch three 11-win seasons, while earning impressive final national rankings each of his four years: No. 5 in 2001, No. 6 in 2002, No. 12 in 2003 and No. 5 in 2004.
- The two-time UT Defensive MVP tallied 458 career tackles, placing him at third in the school record books, while his 280 solo tackles rank him fourth on the UT career list. His 65 tackles for loss land him first in

school annals, and he had 10.5 sacks, 30 pass breakups and nine interceptions, with both the breakups and interceptions being the most by a UT linebacker. He added 11 forced fumbles and five fumble recoveries during his time in Austin.

- Drafted in the first round (15th overall) in the 2005 NFL Draft by Kansas City, he played with the Chiefs until 2017, becoming the team's all-time leading tackler (1,262). He was selected to the Pro Bowl four times, and he finished his career in 2018 with the Raiders.
- He founded and currently serves as the director of the Defend the Dream Foundation in Austin, Texas, which provides low-income and inner-city youth the opportunities and resources to reach their full potential in school and in life. The foundation has helped transform multiple libraries and elementary schools into reading areas called DJ's Discovery Dens, and he has donated more than 25,000 children's books.

THE NATION IS WATCHING

- The Longhorns 2023 week two matchup with No. 3 Alabama in Tuscaloosa drew 8.8 million viewers to ESPN and ESPN2, the most-viewed ESPN Saturday game since 2014, peaking at 10.7 million viewers. ESPN2's "Field Pass with The Pat McAfee Show" had 799,000 viewers.
- Texas' 2022 home game against No. 1 Alabama, the Crimson Tide's first visit to Austin since 1922 and just the third time Texas hosted the top-ranked team in the nation, drew more than 10.6 million viewers during the second week of the season, the most-watched game of the week with more than the combined total of the second and third-ranked game that week.

TEXAS' TOP-RATED TV BROADCASTS SINCE 2018

Date	Game (Network)	TV Households
9/9/2023	.. at Alabama (ESPN) 8.8 million*
9/2/2023	.. Rice (FOX) 3.21 million
12/29/22	.. vs. Washington (ESPN)	.. 4.78 million
11/12/22	.. TCU (ABC) 5.03 million*
10/22/22	.. at Oklahoma State (ABC)	.. 4.5 million
10/8/22 vs. Oklahoma (ABC) 3.36 million
9/10/22 Alabama (FOX) 10.6 million*
10/16/21	.. Oklahoma State (FOX)	.. 3.13 million*
10/9/21 vs. Oklahoma (ABC) 5.94 million*
9/11/21 at Arkansas (ESPN) 3.36 million*
11/27/20	.. Iowa State (ABC) 3.57 million

10/31/20	.. at Oklahoma State (FOX)	4.04 million
10/10/20	.. vs. Oklahoma (FOX) 4.81 million*
12/31/19	.. vs. Utah (ESPN) 5.6 million
10/12/19	.. vs. Oklahoma (FOX) 7.2 million*
10/5/19 at West Virginia (ABC) 3.2 million
9/21/19	... Oklahoma State (ABC)	.. 3.8 million*
9/7/19 LSU (ABC) 8.7 million*
1/1/19 vs. Georgia (ESPN) 13.3 million
12/1/18	... vs. Oklahoma (ABC) 10.3 million
10/27/18	.. at Oklahoma State (ABC)	3.6 million*
10/6/18 vs. Oklahoma (FOX) 5.6 million*
9/15/18	... USC (FOX) 3 million*

*Networks top-rated game

- In Week 11, Texas hosted then-No. 4 TCU with 5.03 million viewers tuning in. It was the highest rated Primetime game of the week and the most-watch Big 12 game of the season. Six of the Longhorns' 13 games of 2022 were among the Top 10 in viewership for that week with five having more than three million people tuning in.
- During the 2021 season, three of Texas' games were among the top five most viewed broadcasts of the week with each drawing more than three million viewers. In all, six of the Longhorns' games were among the top 10 most viewed that week.
- In 2020, six of the Longhorns' nine regular-season games were among the top five most viewed games of the week, with three broadcasts drawing more than 3.5 million viewers. Eight of the contests landed in the Top-10 most viewed games.
- Five of Texas' games in 2019 garnered huge television audiences. ABC's featured telecast, "Saturday Night Football," broadcast both the LSU and Oklahoma State games and brought in ABC/ESPN's largest viewership for that weekend in each of those games. When totaled with an Oct. 5 matchup at West Virginia, UT's three games on ABC last season recorded a combined 15.7 million viewers.
- Dating back to 2018, the Longhorns have had 23 games pull in audiences of three million-or-more viewers. Including an audience of 13.3 million tuning in to the Allstate Sugar Bowl (ESPN), 10.6 million for Alabama (FOX) and 10.3 million viewers watching the Big 12 Championship game (ABC), those 23 games over the past six seasons have tallied a total of 1129.43 million viewers. Thirteen of those 23 broadcasts were the network broadcast the games top-rated game of the weekend. The 2019 Alamo Bowl was the second-highest rated non-New Year's Six bowl game.

COACHING STAFF



STEVE SARKISIAN



HEAD COACH

In his 22nd year of coaching and ninth as a head coach, Steve Sarkisian is in his second year as head coach at The University of Texas.

A former All-American quarterback at BYU whose coaching career includes six years as an offensive coordinator at both the NFL and collegiate levels, Sarkisian was the 2020 Broyles Award winner (best assistant coach in college football) as offensive coordinator at Alabama. The former head coach at USC and Washington, he was named the 31st Head Football Coach at The University of Texas on January 2, 2021.

In 2022, Sarkisian guided Texas to an 8-5 record with all five defeats coming by seven points or fewer, and it is just the second time in the last nine years the Longhorns reached eight wins in the regular season. Meanwhile, this past season's trip to the Valero Alamo Bowl marking the sixth bowl game Sarkisian has led his teams to in nine completed seasons as a head coach. The 2022 Longhorns featured a balanced attack that averaged 34.5 points per game (25th FBS) and allowed just 21.6 points per game (28th FBS). Running back Bijan Robinson won the Doak Walker Award and earned first-team All-America honors after leading the nation in tandem yards during the regular season with 1,894 (1,580 rushing, 314 receiving) and ranking second in total touchdowns (20), while averaging a Big 12-best 131.7 rushing yards and 157.83 all-purpose yards per game. Robinson was also a first-team All-Big 12 selection and was joined in that honor by tight end Ja'Tavion Sanders and linebackers Jaylan Ford and DeMarvion Overshown. A three-time Big 12 Defensive Player of the Week honoree in 2022, Ford was second in the Big 12 in tackles (119; 9.2 tpg). His four interceptions were tied for the UT linebacker record and were the most among FBS linebackers this year. He was also the only Power 5 player with four interceptions and three forced fumbles, and the only FBS player with four interceptions, three forced fumbles and two fumble recoveries. Additionally, wide receiver Xavier Worthy, true freshman offensive lineman Kelvin Banks Jr. and defensive lineman Keondre Coburn earned second-team All-Big 12 accolades, as a total of 20 Longhorns received all-conference recognition. Five Longhorns were selected in the 2023 NFL Draft, highlighted by the first-round selection of Robinson (8th overall) by the Atlanta Falcons. Also selected were Overshown (Dallas Cowboys - 3rd Round), running back Roschon Johnson (Chicago Bears - 4th Round), Coburn (Kansas City Chiefs - 6th Round) and defensive lineman Moro Ojomo (Philadelphia Eagles - 7th Round).

Year one of the Coach Sark era at Texas had its ups and downs as the Longhorns dealt with inconsistency, injuries and adversity in a 5-7 campaign. Texas opened and closed the 2021 season with big victories as the Sarkisian era began with a 38-18 victory over No. 23 Louisiana and ended with a 22-17 win over Kansas State. In between, five of the Horns' seven losses came down to the end with Texas falling by eight points or fewer in each of those. The Longhorns offense averaged nearly 200 yards rushing and 425 total yards while ranking 18th nationally in scoring at 35.2 points per game on the season. Wide receiver Xavier Worthy had a record-setting season on his way to Freshman All-America and Big 12 Offensive Freshman of the Year honors. Despite missing the final two games with an injury, running back Bijan Robinson compiled 1,127 rushing yards and 11 touchdowns to go with 26 receptions for 295 yards and four more touchdowns. Kicker Cameron Dicker and offensive lineman Derek Kerstetter joined Worthy and Robinson as four Longhorns who earned first-team All-Big 12 honors. All totaled, 14 Longhorns earned All-Big 12 recognition.

Prior to arriving on the Forty Acres, Sarkisian served as the offensive coordinator and quarterbacks coach at Alabama where he was the architect of 24 straight games in which the Crimson Tide's offense scored 35 or more points, the longest streak in major college football history. Despite coming up just short of that in a 31-14 win over Notre Dame in the College Football Playoff semifinals, the victory propelled Alabama to the National Championship Game where they defeated No. 3 Ohio State, 52-24.

In 2020, Alabama's offense ranked second in the nation in scoring and led all Power 5 schools with 48.5 points per game, which set a school record and included five 50-point games against Southeastern Conference competition. The Crimson Tide became the first team in league history to record five such games in a single season in conference play. The Tide followed that by posting 52 points against Florida in the 2020 SEC Championship to earn the No. 1 seed in the College Football Playoff. They later matched that total in the National Championship Game.

Alabama led the nation in third-down conversion percentage (58.9), team passing efficiency (198.99) and completion percentage (76.2), led by Heisman Trophy finalist and Davey O'Brien Award winner Mac Jones, who posted the top individual ratings in passing efficiency (203.1) and completion percentage (77.4), as well. The receiving end of the nation's No. 3 passing offense (358.2 ypg) featured the Heisman Trophy winner in DeVonta Smith, who led the nation in receiving yards (1,856) and receiving touchdowns (23), and was second in receiving yards per game (142.8 ypg) despite missing the second half of the National Championship Game due to injury. Along with the Heisman Trophy, Smith claimed the Walter Camp Football Foundation Player of the Year Award, the Maxwell Award and the Biletnikoff Award.

The offense also boasted the nation's leader in rushing touchdowns in Doak Walker Award winner RB Najee Harris with 26, while Harris was third in rushing yards (1,466) and 13th in rushing yards per game (112.8 ypg). Harris finished fifth in the voting for the Heisman Trophy to make Alabama the second team ever to place three players in the top five of the same Heisman vote, joining 1946 Army with Glenn Davis, Doc Blanchard and Arnold Tucker.

Blocking for that group was an offensive line that won the Joe Moore Award and was anchored by two first-team All-Americans in Outland Trophy winner LT Alex Leatherwood and Rimington Trophy winner C Landon Dickerson. Jones, Smith and Harris have all received first-team All-America honors, as well. As a team, Alabama ranked fourth in the nation in total offense at 541.6 yards per game to break the school record.

The 2019 Alabama offense averaged a school-record 47.2 points per game, which ranked second nationally, while averaging 510.8 yards per game, which was sixth nationally and is currently second on school record. Quarterbacks Tua Tagovailoa and Mac Jones combined to throw for 4,449 yards and 49 touchdowns which equated to a school-record 342.2 passing yards per game that ranked third nationally. Alabama's 199.61 passing efficiency rating was not only a school record, but the second-best mark in NCAA history. Smith ranked fifth nationally with 14 receiving touchdowns and 11th with 1,256 receiving yards. The receiving corps also featured Jerry Jeudy, who was 25th (10) and 20th (1,163) in those categories, respectively. Harris was also in the top 25 in rushing touchdowns (21st/13) and rushing yards (1,224). Jeudy and Leatherwood both earned first-team All-America

THE SARKISIAN FILE

PERSONAL

Hometown Torrance, Calif.
Education BYU (1997)
Wife Loreal Smith
Children Ashley, Taylor, Brady

YEAR-BY-YEAR

Year	School	AS HEAD COACH Record	Postseason
2023	Texas	3-0	--
2022	Texas	8-5	Alamo Bowl
2021	Texas	5-7	--
2015	USC	3-2	--
2014	USC	9-4	Holiday Bowl
2013	Washington	8-4	Fight Hunger Bowl*
2012	Washington	7-6	Maaco Bowl
2011	Washington	7-6	Alamo Bowl
2010	Washington	7-6	Holiday Bowl
2009	Washington	5-7	--

*Did not coach in bowl

CAREER RECORD (10 seasons) 62-47 (.569)
BOWL RECORD 2-3 (.400)

AS ASSISTANT COACH

Year	School (Position)	Postseason
2020	Alabama (OC/QB)	CFP Championship & Citrus Bowl
2019	Alabama (OC/QB)	--
2018	Atlanta Falcons (OC)	--
2017	Atlanta Falcons (OC)	NFC Divisional
2016	Alabama (Interim OC/Analyst)	CFP Championship!
2008	USC (Asst. HC/OC/QB)	Rose Bowl
2007	USC (Asst. HC/OC/QB)	Rose Bowl
2006	USC (QB)	Rose Bowl
2005	USC (QB)	Rose Bowl^
2004	Oakland Raiders (QB)	--
2003	USC (QB)	Rose Bowl
2002	USC (QB)	Orange Bowl
2001	USC (QB)	Las Vegas Bowl
2000	El Camino College (QB)	--

& Semifinal - Cotton Bowl | Championship - Miami, Fla.
! Semifinal - Peach Bowl | Championship - Tampa, Fla.

^ BCS National Championship Game

RECORD BY OPPONENT

Opponent	Overall	At Texas
Alabama	1-1	1-1
Arizona	4-2	0-0
Arizona State	1-4	0-0
Arkansas	0-1	0-1
Arkansas State	1-0	0-0
Baylor	1-2	1-1
Boise State	1-1	0-0
Boston College	0-1	0-0
BYU	0-1	0-0
California	6-0	0-0
Colorado	4-0	0-0
Eastern Washington	1-0	0-0
Fresno State	1-0	0-0
Hawaii	1-0	0-0
Houston	0-0	0-0
Idaho	2-0	0-0
Idaho State	1-0	0-0
Illinois	1-0	0-0
Iowa State	1-1	1-1
Kansas	1-1	1-1
Kansas State	2-0	2-0
Louisiana	1-0	1-0
LSU	0-2	0-0
Nebraska	2-2	0-0
Notre Dame	1-1	0-0
Oklahoma	1-1	1-1
Oklahoma State	0-2	0-2
Oregon	0-5	0-0
Oregon State	4-2	0-0
Portland State	1-0	0-0
Rice	2-0	2-0
San Diego State	1-0	0-0
Stanford	2-5	0-0
Syracuse	1-0	0-0
TCU	1-1	1-1
Texas Tech	1-1	1-1
UCLA	1-3	0-0
ULM	1-0	1-0
USC	2-2	0-0
Utah	2-1	0-0
UTSA	1-0	1-0
Washington	0-2	0-1
Washington State	5-1	0-0
West Virginia	1-1	1-1
Wyoming	1-0	1-0
OVERALL	62-47	16-12
BOWL GAMES	2-3	0-1

COACHING STAFF

THE SARKISIAN FILE (CONT.)

Sarkisian's Record When	As Head Coach	At Texas
Overall	62-47	16-12
Conference	40-35	9-9
Non-conference	22-12	7-3
Home	43-15	11-4
Away	16-28	4-6
Neutral	3-4	1-2
Day game	37-28	9-7
Night game	25-19	7-5
On natural grass	17-20	3-3
On artificial turf	45-27	13-9
August	2-0	0-0
September	25-11	8-3
October	14-20	4-4
November	17-13	4-4
December	4-3	0-1
January	0-0	0-0
vs. unranked teams	49-19	13-5
vs. Top 25 teams	13-28	3-7
vs. Top 20 teams	11-27	2-7
vs. Top 15 teams	8-22	2-6
vs. Top 10 teams	5-12	1-3
vs. Top 5 teams	2-8	1-2
Scoring first	43-19	9-4
Opponent scores first	19-28	7-8
Leading after 1st quarter	51-13	11-5
Trailing after 1st quarter	14-30	4-6
Tied after 1st quarter	7-4	1-1
Leading at halftime	52-13	13-6
Trailing at halftime	7-33	2-5
Tied at halftime	3-1	1-1
Leading after 3rd quarter	51-11	14-6
Trailing after 3rd quarter	5-36	1-6
Tied after 3rd quarter	6-0	1-0
Overtime	1-4	0-2
With a 100-yard rusher	44-22	13-5
With a 100-yard receiver	21-12	4-4
With a 300-yard passer	16-9	3-4
Allowing a 100-yard rusher	11-29	3-8
Allowing a 100-yard receiver	20-9	2-2
Allowing a 300-yard passer	14-6	3-2
Outgaining opponent	50-8	14-1
Outgained by opponent	12-39	2-11
Scoring 0-9 points	0-3	0-1
Scoring 10-19 points	5-14	0-2
Scoring 20-29 points	8-18	2-5
Scoring 30-39 points	24-9	8-2
Scoring 40-49 points	12-1	2-1
Scoring 50+ points	13-2	4-1
Allowing 0-9 points	11-0	2-0
Allowing 10-19 points	25-4	6-1
Allowing 20-29 points	18-9	7-2
Allowing 30-39 points	7-15	1-5
Allowing 40-49 points	1-11	0-2
Allowing 50+ points	0-8	0-2
Game decided by 1-9	21-22	4-10
Game decided by 10-19	13-10	3-1
Game decided by 20-29	11-7	4-1
Game decided by 30-39	8-6	1-0
Game decided by 40-49	5-2	3-0
Game decided by 50+	4-0	1-0
No turnovers	20-9	7-2
One to three turnovers	41-34	9-9
Four or more turnovers	1-4	0-1
No takeaways	6-9	2-4
One to three takeaways	46-36	14-8
Four or more takeaways	10-2	0-0
Win turnover margin	40-8	9-3
Tie turnover margin	12-23	5-4
Lose turnover margin	10-16	2-5
Win time of possession	37-13	9-1
Lose time of possession	25-34	7-11

honors, while Smith and OT Jedrick Willis were tabbed second-team All-America. Four members of the Crimson Tide offense went on to be drafted in the first 15 picks of the first round, including Tagovailoa (No. 5/Miami), Willis (No. 10/Cleveland Browns), WR Henry Ruggs III (No. 12 Oakland Raiders) and Judy (No. 15/Denver Broncos).

The past two seasons marked Sarkisian's second stint at Alabama after serving as an analyst for most of the 2016 season before being promoted to offensive coordinator for the 2017 College Football Playoff National Championship Game.

Prior to his return to Alabama, Sarkisian was the offensive coordinator for the Atlanta Falcons. During his two years coordinating the Falcons' attack, Sarkisian built one of the most dangerous offenses in the NFL. The 2018 unit finished in the top 10 in the NFL in passing yards (fourth – 4,653 yards), total yards (sixth – 6,226 yards) and scoring (10th – 25.9 ppg). Quarterback Matt Ryan was third in the NFL in passing yards (4,924 yards) while tossing 35 touchdowns. Wide receiver Julio Jones caught 113 passes for 1,677 yards and eight touchdowns, and Calvin Ridley added 64 catches for 821 yards and a team-high 10 scores. Jones led the league in receiving yards in 2018, while Ridley paced all rookies in receiving yards and touchdowns.

In 2017, two pieces of the Falcons offense, Jones and center Alex Mack, were selected to the Pro Bowl. Atlanta led the NFL in third-down percentage in Sarkisian's first season, while finishing eighth in the league in passing offense (249.4) and third in yards per play (5.93).

Sarkisian not only boasts play-calling experience at the highest levels of football, but seven years as an FBS head coach. He guided the Southern California program in 2014-15, and the Washington Huskies from 2009-13. He posted a head coaching record of 46-35 over those seven seasons while leading his teams to five bowl appearances.

During his time as head coach at USC, Sarkisian led the Trojans to a 12-6 overall record including a second-place finish in the Pac-12's Southern Division in 2014. His 2014 offense ranked in the top 25 nationally in passing efficiency (fourth – 165.35), passing offense (15th – 296.6 ypg), third down conversions (19th – 46.6 percent) and scoring offense (22nd – 35.8 ppg). The Trojans finished 9-4 overall, including wins in four of their last five games, and capped the year with a Holiday Bowl win over Nebraska.

In 2014, Sarkisian produced a pair of first-team All-Americans in DE Leonard Williams and WR Nelson Agholor, a sophomore All-American first teamer in S/LB Su'a Cravens, a quartet of Freshman All-American first teamers in CB/WR Adoree' Jackson, who was the Pac-12 Freshman Defensive Player of the Year, along with OL Toa Lobendahn, WR JuJu Smith and OG Viane Talamaivao. Quarterback Cody Kessler had the most efficient passing season in USC history (69.7 completion percentage, 39 passing TDs, five interceptions), Agholor had 104 receptions, which was third-best in USC history, and Allen rushed for 1,489 yards, the most by a Trojan since 2005. USC's offense ranked in the national Top 25 in passing efficiency, passing offense, third down conversions and scoring offense, while the defense was in the nation's Top 20 in turnover margin, red zone defense and third down conversion defense. Six Trojans were drafted by the NFL, including a pair of first

rounders in Williams and Agholor, along with four players he coached at Washington, including three in the first round in DT Danny Shelton, CB Marcus Peters and LB Shaq Thompson.

At Washington, Sarkisian inherited a program in 2009 that had won just 12 games during the previous five seasons, including a winless season the year prior. Despite that challenge, he guided the Huskies to bowl games in his last four seasons. His eight victories in 2013 were the most at UW since 2000 and the Huskies finished ranked No. 25 in the Associated Press poll. His overall Washington record was 34-29, and his tenure in Seattle resulted in eight wins over Associated Press Top 25 teams (No. 3 USC, No. 19 California in 2009; No. 18 USC, No. 18 Nebraska and No. 24 Oregon State in 2010; No. 7 Oregon State and No. 8 Stanford in 2012; No. 13 Boise State in 2013).

Among the UW players Sarkisian coached were nine additional NFL draftees, including QB Jake Locker, CB Desmond Trufant, LBs Donald Butler and All-American Mason Foster, DE Daniel Te'o-Nesheim and RB Bishop Sankey, plus All-Pac-12 RB Chris Polk.

Sarkisian arrived at Southern Cal as an assistant in 2001 and took over as the quarterbacks coach in 2002, where he tutored quarterback Carson Palmer to the Heisman Trophy and the No. 1 overall pick in the 2003 NFL Draft. After spending the 2004 season as the quarterbacks coach for the Oakland Raiders, Sarkisian returned to the Trojan staff in February of 2005 as the assistant head coach and quarterbacks coach for four seasons (2005-08). He added the offensive coordinator role to his duties in 2007 and 2008 at USC.

At USC, Sarkisian coached Heisman Trophy-winning quarterbacks in Palmer and Leinart, along with NFL signal-callers Mark Sanchez, John David Booty and Matt Cassel. The Trojans went 23-3 during his tenure as the offensive coordinator.

Prior to his start in coaching as quarterbacks coach at El Camino College in 2000, Sarkisian starred at the quarterback position at the prep, collegiate and pro levels. He spent time with the Saskatchewan Roughriders of the Canadian Football League for three seasons (1997-99) following his collegiate career at BYU.

While with the Cougars from 1995-96, he completed 549-of-824 passes (66.6 percent) for 7,755 yards and 55 touchdowns. His 162.0 career passing efficiency rating was third on the all-time NCAA list when he finished playing. As a senior in 1996, he led the nation in passing efficiency (173.6, the fourth-best mark in NCAA history at the time), leading the Cougars to the WAC championship and a win in the 1997 Cotton Bowl. He was the WAC Offensive Player of the Year in 1996 and earned second team All-America honors.

Sarkisian earned his bachelor's degree in sociology from BYU in 1997 after getting his associate's degree in general studies from El Camino College in 1994.

He is married to the former Loreal Smith, who competed and coached in track and field. He has two daughters, Ashley and Taylor, and a son, Brady.

COACHING STAFF



JEFF BANKS
Asst. HC, ST Coord.
(Tight Ends)



JEFF CHOATE
Co-Defensive Coord.
(Inside Linebackers)



TASHARD CHOICE
Assistant Coach
(Running Backs)



BO DAVIS
Assistant Coach
(Defensive Line)



KYLE FLOOD
Offensive Coordinator
(Offensive Line)



BLAKE GIDEON
Assistant Coach
(Safeties)



CHRIS JACKSON
Assistant Coach
(Pass Game Coord./WRs)



TERRY JOSEPH
Assistant Coach
(Def. Pass Game)



PETE KWIAWKOWSKI
Defensive Coordinator
(Outside Linebackers)



AJ MILWEE
Co-Offensive Coord.
(Quarterbacks)



TORRE BECTON
Director of
Football Performance

2023 NUMERICAL ROSTER

NO	NAME	POS	HT	WT	CL-EX	HOMETOWN (PREVIOUS SCHOOL)	NO	NAME	POS	HT	WT	CL-EX	HOMETOWN (PREVIOUS SCHOOL)
0	Anthony Hill Jr.	LB	6-3	234	Fr-HS	Denton, Texas (Ryan)	41	Jaylan Ford	LB	6-3	242	Sr-3L	Frisco, Texas (Lone Star)
0	Ja'Tavion Sanders	TE	6-4	243	Jr.-2L	Denton, Texas (Ryan)	42	Ben Armstrong	DL	6-3	264	So.-3Q	Leander, Texas (Rouse)
1	Justice Finkley	EDGE	6-2	250	So.-1L	Trussville, Ala. (Hewitt-Trussville)	43	Jett Bush	LB	6-2	242	Sr.-4L*	Houston, Texas (Strake Jesuit)
1	Xavier Worthy	WR	6-1	172	Jr.-2L	Fresno, Calif. (Central East)	43	Reed Malphurs	K	6-6	194	Fr-HS	Dallas, Texas (Hillcrest)
2	Johntay Cook II	WR	6-0	186	Fr-HS	DeSoto, Texas (DeSoto)	44	Tannahill Love	LB	5-11	225	Sr.-SQ	Fort Worth, Texas (All Saints)
2	Derek Williams Jr.	DB	6-2	191	Fr-HS	New Iberia, La. (Westgate)	45	Bert Auburn	K	6-0	183	Jr.-1L	Flower Mound, Texas (Flower Mound)
3	Quinn Ewers	QB	6-2	195	So.-1L	Southlake, Texas (Carroll/Ohio State)	45	Vernon Broughton	DL	6-4	291	Jr.-2L	Houston, Texas (Cypress Ridge)
3	Jaylon Guilbeau	DB	6-0	180	So.-1L	Port Arthur, Texas (Memorial)	46	Tausili Akana	EDGE	6-4	209	Fr-HS	Laie, Hawai'i (Skyridge [Utah])
4	CJ Baxter	RB	6-1	218	Fr-HS	Orlando, Fla. (Edgewater)	47	Charlie Feris	K	6-2	196	So.-SQ	Houston, Texas (Cypress Ranch)
4	Austin Jordan	DB	6-0	198	So.-1L	Denton, Texas (Ryan)	48	Patrick Bayouth	TE	6-4	281	Sr.-1L*	Bellaire, Texas (Houston Episcopal)
5	Adonai Mitchell	WR	6-4	196	Jr.-TR	Missouri City, Texas (Cane Ridge/Georgia)	49	Thatcher Milton	WR	5-10	183	Jr.-SQ	Cypress, Texas (Cy-Fair)
5	Malik Muhammad	DB	6-0	181	Fr-HS	DeSoto, Texas (South Oak Cliff)	49	Ian Ratliff	P	5-11	177	Fr-HS	Humble, Texas (Atascosita)
6	Maalik Murphy	QB	6-5	238	Fr-RS	Inglewood, Calif. (Junipero Serra)	50	Michael Flanagan	LB	6-2	241	So.-SQ	Frisco, Texas (Wakeland)
6	Ryan Watts	DB	6-3	206	Sr.-1L	Little Elm, Texas (Little Elm/Ohio State)	51	Marshall Landwehr	LB	6-0	226	Jr.-SQ	Dallas, Texas (Highland Park)
7	BJ Allen Jr.	DB	6-1	205	Fr-RS	Aledo, Texas (Aledo)	52	DJ Campbell	OL	6-3	343	So.-1L	Arlington, Texas (Bowie)
7	Keilan Robinson	RB	5-9	188	Sr.-2L	Washington, D.C. (St. John's/Alabama)	52	Tate Haver	DS	6-0	226	Fr-HS	Westlake Village, Calif. (Oaks Christian)
8	Terrance Brooks	DB	6-0	200	So.-1L	Little Elm, Texas (Little Elm)	53	Aaron Bryant	DL	6-2	301	Fr-RS	Southaven, Miss. (Southaven)
8	Casey Cain	WR	6-3	197	So.-1L	New Orleans, La. (Warren Easton)	54	Cole Hutson	OL	6-5	318	So.-1L	Frisco, Texas (Frisco)
9	Gavin Holmes	DB	5-11	177	Jr.-TR	New Orleans, La. (Archbishop Rummel/Wake Forest)	55	Winston Smith	LB	6-1	202	So.-SQ	Houston, Texas (Memorial)
9	Isaiah Neyor	WR	6-3	215	Sr.-SQ	Fort Worth, Texas (Arlington Lamar/Wyoming)	56	Cameron Williams	OL	6-5	369	So.-1L	Duncanville, Texas (Duncanville)
11	Jalen Catalan	DB	5-10	202	Sr.-TR	Mansfield, Texas (Legacy/Arkansas)	57	Christian Rizzi	DS	5-11	225	Jr.-SQ	Metairie, La. (Metairie Park Country Day)
11	DeAndre Moore Jr.	WR	6-0	194	Fr-HS	Anaheim, Calif. (St. John Bosco)	58	Lance St. Louis	DS	6-0	219	So.-1L	Gilbert, Ariz. (Williams Field)
13	Larry Turner-Gooden	DB	6-0	204	Fr-RS	South Central Los Angeles, Calif. (Bishop Alemany)	61	Sawyer Goram-Welch	OL	6-4	307	Jr.-1L	Longview, Texas (Longview)
13	Jordan Whittington	WR	6-1	204	Sr.-3L	Cuero, Texas (Cuero)	62	Connor Robertson	OL	6-4	319	Fr-RS	Austin, Texas (Westlake)
14	X'Avion Brice	DB	6-1	183	Fr-RS	Arlington, Texas (Seguin)	63	Rick McBroom	OL	6-2	305	So.-SQ	Fort Worth, Texas (All Saints)
14	Charles Wright	QB	6-1	203	So.-1L	Austin, Texas (Austin)	64	Robert Sweeney	OL	6-5	269	Fr-HS	Dallas, Texas (Highland Park)
15	S'Maje Burrell	LB	6-0	219	Fr-HS	Fort Worth, Texas (North Crowley)	65	Jake Majors	OL	6-3	315	Jr.-2L	Prosper, Texas (Prosper)
15	Will Stone	K	6-0	194	So.-1L	Austin, Texas (Regents School)	68	Brooks Kieschnick Jr.	OL	6-3	242	Fr-HS	San Antonio, Texas (Alamo Heights)
16	Arch Manning	QB	6-4	212	Fr-HS	New Orleans, La. (Isidore Newman)	70	Christian Jones	OL	6-6	321	Sr.-4L*	Cypress, Texas (Cypress Woods)
16	Michael Taaffe	DB	6-0	189	So.-1L	Austin, Texas (Westlake)	71	Payton Kirkland	OL	6-6	350	Fr-HS	Orlando, Fla. (Dr. Phillips)
17	Savion Red	RB	5-10	214	So.-1L	Grand Prairie, Texas (Grand Prairie)	72	Neto Umeozulu	OL	6-4	311	Fr-RS	Allen, Texas (Allen)
17	J'Mond Tapp	EDGE	6-3	266	Fr-RS	Donaldsonville, La. (Ascension Catholic)	73	Max Merril	OL	6-4	294	So.-SQ	Houston, Texas (Strake Jesuit)
18	Liona Lefau	LB	6-1	227	Fr-HS	Laie, Hawai'i (Kahuku)	74	Trevor Goosby	OL	6-7	285	Fr-HS	Melissa, Texas (Melissa)
18	Ryan Niblett	WR	5-10	183	Fr-HS	Houston, Texas (Eisenhower)	75	Jaydon Chatman	OL	6-4	308	Fr-HS	Harker Heights, Texas (Harker Heights)
18	Joe Tatum	QB	5-11	180	So.-SQ	Los Angeles, Calif. (Loyola)	76	Hayden Conner	OL	6-5	320	Jr.-2L	Katy, Texas (Taylor)
19	Cole Lourd	QB	6-2	216	Jr.-SQ	Los Angeles, Calif. (Brentwood School)	77	Andre Cojoe	OL	6-6	355	Fr-HS	Grand Prairie, Texas (Mansfield Timberview)
21	Kitan Crawford	DB	5-11	200	Sr.-3L	Tyler, Texas (John Tyler)	78	Kelvin Banks Jr.	OL	6-4	324	So.-1L	Humble, Texas (Summer Creek)
23	Jahdae Barron	DB	5-11	192	Sr.-3L	Austin, Texas (Connally)	79	Connor Stroh	OL	6-7	364	Fr-HS	Frisco, Texas (Wakeland)
23	Jaydon Blue	RB	6-0	191	Fr-RS	Houston, Texas (Klein Cain)	80	Malik Agbo	OL	6-4	294	Fr-RS	Federal Way, Wash. (Beamer)
24	Jonathon Brooks	RB	6-0	207	So.-1L	Hallettsville, Texas (Hallettsville)	81	Juan Davis	TE	6-4	219	Jr.-2L	Fort Worth, Texas (Everman)
24	Warren Roberson	DB	6-0	193	Fr-HS	Red Oak, Texas (Red Oak)	82	Gus Asel	TE	6-1	226	Sr.-SQ	Frisco, Texas (Reedy/Hendrix College)
25	Jelani McDonald	DB	6-2	198	Fr-HS	Waco, Texas (Connally)	83	Spencer Shannon	TE	6-7	241	Fr-HS	San Clemente, Calif. (Mater Dei)
26	Quintrevion Wisner	RB	6-0	185	Fr-HS	Glenn Heights, Texas (DeSoto)	84	Reece Beauchamp	WR	6-2	189	So.-SQ	Austin, Texas (Vandegrift)
27	Colin Page	RB	5-10	206	So.-SQ	Austin, Texas (Anderson)	85	Gunnar Helm	TE	6-5	250	Jr.-2L	Englewood, Colo. (Cherry Creek)
27	Ryan Sanborn	P	6-3	211	Sr.-TR*	San Diego, Calif. (Parker School/Stanford)	86	Paxton Anderson	WR	6-4	213	Sr.-2Q	Dallas, Texas (Highland Park)
28	Jerrin Thompson	DB	6-0	191	Sr.-3L	Lufkin, Texas (Lufkin)	86	Dorian Black	DL	5-10	270	Sr.-TR	Harker Heights, Texas (Harker Heights/Morehouse College)
29	Carson Marshall	DB	6-0	188	So.-SQ	Katy, Texas (Katy)	87	Will Randle	TE	6-4	235	Fr-HS	New Orleans, La. (Isidore Newman)
29	Ky Woods	RB	5-9	175	So.-SQ	League City, Texas (Clear Springs)	88	Barryn Sorrell	EDGE	6-4	261	Jr.-2L	New Orleans, La. (Holy Cross)
31	Billy Walton III	EDGE	6-3	225	Fr-HS	Grand Prairie, Texas (South Oak Cliff)	89	Ty Boatright	WR	6-0	178	Fr-HS	Kingwood, Texas (Kingwood)
32	Brady Sarkisian	LB	6-1	240	Fr-HS	Newport Beach, Calif. (Corona Del Mar)	90	Byron Murphy II	DL	6-1	308	Jr.-2L	DeSoto, Texas (DeSoto)
33	David Gbenda	LB	6-0	225	Sr.-3L	Katy, Texas (Cinco Ranch)	91	Ethan Burke	EDGE	6-6	257	So.-1L	Austin, Texas (Westlake)
35	Rett Andersen	WR	5-11	188	Fr-HS	San Antonio, Texas (Alamo Heights)	92	Colton Vasek	EDGE	6-5	242	Fr-HS	Austin, Texas (Westlake)
36	Quinn Merritt	WR	6-1	194	So.-SQ	Los Gatos, Calif. (Los Gatos)	93	T'Vondre Sweat	DL	6-4	362	Sr.-4L*	Huntsville, Texas (Huntsville)
37	Morice Blackwell Jr.	LB	6-1	208	Jr.-2L	Arlington, Texas (Martin)	94	Jaray Bledsoe	DL	6-4	274	Fr-RS	Marlin, Texas (Marlin)
37	Bryce Chambers	WR	6-1	203	Fr-HS	Austin, Texas (Westlake)	95	Alfred Collins	DL	6-5	317	Sr.-3L	Bastrop, Texas (Cedar Creek)
38	Graham Gillespie	DB	6-0	197	So.-SQ	Cypress, Texas (Bridgeland)	96	Gabriel Lozano	K	6-1	185	Sr.-SQ*	Austin, Texas (Westlake/Texas Tech)
38	Remy Patson	WR	5-9	172	So.-SQ	Austin, Texas (Regents School)	96	Zac Swanson	DL	6-4	270	Fr-RS	Phoenix, Ariz. (Brophy College Prep)
39	Ja'Faar Johnson Jr.	DB	5-11	186	So.-HS	Bastrop, Texas (Cedar Creek)	97	Kristopher Ross	DL	6-2	255	Fr-RS	Houston, Texas (North Shore)
39	Hamilton McMartin	WR	6-0	174	So.-SQ	Katy, Texas (Katy)	98	Trill Carter	DL	6-2	300	Sr.-TR	Leesburg, Ga. (Crisp County/Minnesota)
40	Derion Gullette	LB	6-3	231	Fr-HS	Marlin, Texas (Teague)	99	Sydir Mitchell	DL	6-6	335	Fr-HS	Paterson, N.J. (Bergen Catholic)

*Super Senior

PRONUNCIATIONS

Tausili Akana.....	tau-SIH-lee ah-KHAN-ah	David Gbenda.....	BEND-ah	Savion Red.....	SAY-vee-on
Malik Agbo.....	AHG-boh	Trevor Goosby.....	GOOZ-bee	Keilan Robinson.....	KEE-lan
Jahdae Barron.....	zha-DAY	Jaylon Guilbeau.....	JAY-lon GILL-boh	Ja'Tavion Sanders.....	juh-TAY-vee-on
Morice Blackwell Jr.....	mahr-EECE	Derion Gullette.....	dair-EE-on guh-LET	Barryn Sorrell.....	BAER-in sore-ELL
Jaray Bledsoe.....	juh-RAY	Tate Haver.....	HAY-ver	T'Vondre Sweat.....	tuh-VOHN-dray SWET
X'Avion Brice.....	x-AY-vee-on	Brooks Kieschnick Jr.....	KEY-shnick	Michael Taaffe.....	TAF
Vernon Broughton.....	BRAWT-un	Liona Lefau.....	lee-ONG-gah leh-FAU	Neto Umeozulu.....	NAY-toe you-MOO-zah-low
S'Maje Burrell.....	suh-MAH-jay bur-EL	Adonai Mitchell.....	ADD-an-eye	Colton Vasek.....	VAH-sek
Andre Cojoe.....	COH-joe	Sydir Mitchell.....	sih-DEER	Quintrevion Wisner.....	WHYZ-ner
Kitan Crawford.....	KEE-tuhn	Isaiah Neyor.....	NAY-or	Xavier Worthy.....	x-ZAY-vee-er
Quinn Ewers.....	YOU-ers				

2023 ALPHABETICAL ROSTER

NO	NAME	POS	HT	WT	CL-EX	HOMETOWN (PREVIOUS SCHOOL)	NO	NAME	POS	HT	WT	CL-EX	HOMETOWN (PREVIOUS SCHOOL)
80	Malik Agbo	OL	6-4	294	Fr-RS	Federal Way, Wash. (Beamer)	18	Liona Lefau	LB	6-1	227	Fr-HS	Laie, Hawai'i (Kahuku)
46	Tausili Akana	EDGE	6-4	209	Fr-RS	Laie, Hawai'i (Skyridge [Utah])	19	Cole Loud	QB	6-2	216	Jr-SQ	Los Angeles, Calif. (Brentwood School)
7	BJ Allen Jr.	DB	6-1	205	Fr-RS	Aledo, Texas (Aledo)	44	Tannahill Love	LB	5-11	225	Sr-SQ	Fort Worth, Texas (All Saints)
35	Rett Andersen	WR	5-11	188	Fr-HS	San Antonio, Texas (Alamo Heights)	96	Gabriel Lozano	K	6-1	185	Sr-SQ*	Austin, Texas (Westlake/Texas Tech)
86	Paxton Anderson	WR	6-4	213	Sr-SQ	Dallas, Texas (Highland Park)	65	Jake Majors	OL	6-3	315	Jr-2L	Prosper, Texas (Prosper)
42	Ben Armstrong	DL	6-3	264	So.-SQ	Leander, Texas (Rouse)	43	Reed Malphurs	K	6-6	194	Fr-HS	Dallas, Texas (Hillcrest)
82	Gus Asel	TE	6-1	226	Sr-SQ	Frisco, Texas (Reedy/Hendrix College)	16	Arch Manning	QB	6-4	212	Fr-HS	New Orleans, La. (Isidore Newman)
45	Bert Auburn	K	6-0	183	Jr.-1L	Flower Mound, Texas (Flower Mound)	29	Carson Marshall	DB	6-0	188	So.-SQ	Katy, Texas (Katy)
78	Kelvin Banks Jr.	OL	6-4	324	So.-1L	Humble, Texas (Summer Creek)	63	Rick McBroom	OL	6-2	305	So.-SQ	Fort Worth, Texas (All Saints)
23	Jahdae Barron	DB	5-11	192	Sr.-3L	Austin, Texas (Connally)	25	Jelani McDonald	DB	6-2	198	Fr-HS	Waco, Texas (Connally)
4	CJ Baxter	RB	6-1	218	Fr-HS	Orlando, Fla. (Edgewater)	39	Hamilton McMartin	WR	6-0	174	So.-SQ	Katy, Texas (Katy)
48	Patrick Bayouth	TE	6-4	281	Sr.-1L*	Bellaire, Texas (Houston Episcopal)	73	Max Merrill	OL	6-4	294	So.-SQ	Houston, Texas (Strake Jesuit)
84	Reece Beauchamp	WR	6-2	189	So.-SQ	Austin, Texas (Vandegrift)	36	Quinn Merritt	WR	6-1	194	So.-SQ	Los Gatos, Calif. (Los Gatos)
86	Dorian Black	DL	5-10	270	Sr.-TR	Harker Heights, Texas (Harker Heights/Morehouse College)	49	Thatcher Milton	WR	5-10	183	Jr.-SQ	Cypress, Texas (Cy-Fair)
37	Morice Blackwell Jr.	LB	6-1	208	Jr.-2L	Arlington, Texas (Martin)	5	Adonai Mitchell	WR	6-4	196	Jr.-TR	Missouri City, Texas (Cane Ridge/Georgia)
94	Jaray Bledsoe	DL	6-4	274	Fr-RS	Marlin, Texas (Marlin)	99	Sydir Mitchell	DL	6-6	335	Fr-HS	Paterson, N.J. (Bergen Catholic)
23	Jaydon Blue	RB	6-0	191	Fr-RS	Houston, Texas (Klein Cain)	11	DeAndre Moore Jr.	WR	6-0	194	Fr-HS	Anaheim, Calif. (St. John Bosco)
89	Ty Boatright	WR	6-0	178	Fr-HS	Kingwood, Texas (Kingwood)	5	Malik Muhammad	DB	6-0	181	Fr-HS	DeSoto, Texas (South Oak Cliff)
14	X'Avion Brice	DB	6-1	183	Fr-RS	Arlington, Texas (Seguin)	6	Maalik Murphy	QB	6-5	238	Fr-RS	Inglewood, Calif. (Junipero Serra)
24	Jonathon Brooks	RB	6-0	207	So.-1L	Hallettsville, Texas (Hallettsville)	90	Byron Murphy II	DL	6-1	308	Jr.-2L	DeSoto, Texas (DeSoto)
8	Terrance Brooks	DB	6-0	200	So.-1L	Little Elm, Texas (Little Elm)	9	Isaiah Neyor	WR	6-3	215	Sr-SQ	Fort Worth, Texas (Arlington Lamar/Wyoming)
45	Vernon Broughton	DL	6-4	291	Jr.-2L	Houston, Texas (Cypress Ridge)	18	Ryan Niblett	WR	5-10	183	Fr-HS	Houston, Texas (Eisenhower)
53	Aaron Bryant	DL	6-2	301	Fr-RS	Southaven, Miss. (Southaven)	27	Colin Page	RB	5-10	206	So.-SQ	Austin, Texas (Anderson)
91	Ethan Burke	EDGE	6-6	257	So.-1L	Austin, Texas (Westlake)	38	Remy Patson	WR	5-9	172	So.-SQ	Austin, Texas (Regents School)
15	S'Maje Burrell	LB	6-0	219	Fr-HS	Fort Worth, Texas (North Crowley)	87	Will Randle	TE	6-4	235	Fr-HS	New Orleans, La. (Isidore Newman)
43	Jett Bush	LB	6-2	242	Sr.-4L*	Houston, Texas (Strake Jesuit)	49	Ian Ratliff	P	5-11	177	Fr-HS	Humble, Texas (Atascosita)
8	Casey Cain	WR	6-3	197	So.-1L	New Orleans, La. (Warren Easton)	17	Savion Red	RB	5-10	214	So.-1L	Grand Prairie, Texas (Grand Prairie)
52	DJ Campbell	OL	6-3	343	So.-1L	Arlington, Texas (Bowie)	57	Christian Rizzi	DS	5-11	225	Jr.-SQ	Metairie, La. (Metairie Park Country Day)
98	Trill Carter	DL	6-2	300	Sr.-TR	Leesburg, Ga. (Crisp County/Minnesota)	24	Warren Roberson	DB	6-0	193	Fr-HS	Red Oak, Texas (Red Oak)
11	Jalen Catalan	DB	5-10	202	Sr.-TR	Mansfield, Texas (Legacy/Arkansas)	62	Connor Robertson	OL	6-4	319	Fr-RS	Austin, Texas (Westlake)
37	Bryce Chambers	WR	6-1	203	Fr-HS	Austin, Texas (Westlake)	7	Keilan Robinson	RB	5-9	188	Sr.-2L	Washington, D.C. (St. John's/Alabama)
75	Jaydon Chatman	OL	6-4	308	Fr-HS	Harker Heights, Texas (Harker Heights)	97	Kristopher Ross	DL	6-2	255	Fr-RS	Houston, Texas (North Shore)
77	Andre Cojoe	OL	6-6	355	Fr-HS	Grand Prairie, Texas (Mansfield Timberview)	27	Ryan Sanborn	P	6-3	211	Sr.-TR*	San Diego, Calif. (Parker School/Stanford)
95	Alfred Collins	DL	6-5	317	Sr.-3L	Bastrop, Texas (Cedar Creek)	0	Ja'Tavion Sanders	TE	6-4	243	Jr.-2L	Denton, Texas (Ryan)
76	Hayden Conner	OL	6-5	320	Jr.-2L	Katy, Texas (Taylor)	32	Brady Sarkisian	LB	6-1	240	Fr-HS	Newport Beach, Calif. (Corona Del Mar)
2	Johnntay Cook II	WR	6-0	186	Fr-HS	DeSoto, Texas (DeSoto)	83	Spencer Shannon	TE	6-7	241	Fr-HS	San Clemente, Calif. (Mater Dei)
21	Kitan Crawford	DB	5-11	200	Sr.-3L	Tyler, Texas (John Tyler)	55	Winston Smith	LB	6-1	202	So.-SQ	Houston, Texas (Memorial)
81	Juan Davis	TE	6-4	219	Jr.-2L	Fort Worth, Texas (Everman)	88	Barryn Sorrell	EDGE	6-4	261	Jr.-2L	New Orleans, La. (Holy Cross)
3	Quinn Ewers	QB	6-2	195	So.-1L	Southlake, Texas (Carroll/Ohio State)	58	Lance St. Louis	DS	6-0	219	So.-1L	Gilbert, Ariz. (Williams Field)
47	Charlie Feris	K	6-2	196	So.-SQ	Houston, Texas (Cypress Ranch)	15	Will Stone	K	6-0	194	So.-1L	Austin, Texas (Regents School)
1	Justice Finkley	EDGE	6-2	250	So.-1L	Trussville, Ala. (Hewitt-Trussville)	79	Connor Stroh	OL	6-7	364	Fr-HS	Frisco, Texas (Wakeland)
50	Michael Flanagan	LB	6-2	241	So.-SQ	Frisco, Texas (Wakeland)	96	Zac Swanson	DL	6-4	270	Fr-RS	Phoenix, Ariz. (Brophy College Prep)
41	Jaylan Ford	LB	6-3	242	Sr.-3L	Frisco, Texas (Lone Star)	93	T'Vondre Sweat	DL	6-4	362	Sr.-4L*	Huntsville, Texas (Huntsville)
33	David Gbenda	LB	6-0	225	Sr.-3L	Katy, Texas (Cinco Ranch)	64	Robert Sweeney	OL	6-5	269	Fr-HS	Dallas, Texas (Highland Park)
38	Graham Gillespie	DB	6-0	197	So.-SQ	Cypress, Texas (Bridgeland)	16	Michael Taaffe	DB	6-0	189	So.-1L	Austin, Texas (Westlake)
74	Trevor Goosby	OL	6-7	285	Fr-HS	Melissa, Texas (Melissa)	17	J'Mond Tapp	EDGE	6-3	266	Fr-RS	Donaldsonville, La. (Ascension Catholic)
61	Sawyer Goram-Welch	OL	6-4	307	Jr.-1L	Longview, Texas (Longview)	18	Joe Tatum	QB	5-11	180	So.-SQ	Los Angeles, Calif. (Loyola)
3	Jaylon Guilbeau	DB	6-0	180	So.-1L	Port Arthur, Texas (Memorial)	28	Jerrin Thompson	DB	6-0	191	Sr.-3L	Lufkin, Texas (Lufkin)
40	Derion Gullette	LB	6-3	231	Fr-HS	Marlin, Texas (Teague)	13	Larry Turner-Gooden	DB	6-0	204	Fr-RS	South Central Los Angeles, Calif. (Bishop Alemany)
52	Tate Haver	DS	6-0	226	Fr-HS	Westlake Village, Calif. (Oaks Christian)	72	Neto Ummezulu	OL	6-4	311	Fr-RS	Allen, Texas (Allen)
85	Gunnar Helm	TE	6-5	250	Jr.-2L	Englewood, Colo. (Cherry Creek)	92	Colton Vasek	EDGE	6-5	242	Fr-HS	Austin, Texas (Westlake)
0	Anthony Hill Jr.	LB	6-3	234	Fr-HS	Denton, Texas (Ryan)	31	Billy Walton III	EDGE	6-3	225	Fr-HS	Grand Prairie, Texas (South Oak Cliff)
9	Gavin Holmes	DB	5-11	177	Jr.-TR	New Orleans, La. (Archbishop Rummel/Wake Forest)	6	Ryan Watts	DB	6-3	206	Sr.-1L	Little Elm, Texas (Little Elm/Ohio State)
54	Cole Hutson	OL	6-5	318	So.-1L	Frisco, Texas (Frisco)	13	Jordan Whittington	WR	6-1	204	Sr.-3L	Cuero, Texas (Cuero)
39	Ja'Faar Johnson Jr.	DB	5-11	186	So.-HS	Bastrop, Texas (Cedar Creek)	56	Cameron Williams	OL	6-5	369	So.-1L	Duncanville, Texas (Duncanville)
70	Christian Jones	OL	6-6	321	Sr.-4L*	Cypress, Texas (Cypress Woods)	2	Derek Williams Jr.	DB	6-2	191	Fr-HS	New Iberia, La. (Westgate)
4	Austin Jordan	DB	6-0	198	So.-1L	Denton, Texas (Ryan)	26	Quintrevion Wisner	RB	6-0	185	Fr-HS	Glenn Heights, Texas (DeSoto)
68	Brooks Kieschnick Jr.	OL	6-3	242	Fr-HS	San Antonio, Texas (Alamo Heights)	29	Ky Woods	RB	5-9	175	So.-SQ	League City, Texas (Clear Springs)
71	Payton Kirkland	OL	6-6	350	Fr-HS	Orlando, Fla. (Dr. Phillips)	1	Xavier Worthy	WR	6-1	172	Jr.-2L	Fresno, Calif. (Central East)
51	Marshall Landwehr	LB	6-0	226	Jr.-SQ	Dallas, Texas (Highland Park)	14	Charles Wright	QB	6-1	203	So.-1L	Austin, Texas (Austin)

*Super Senior

PRONUNCIATIONS

Tausili Akana.....tau-SIH-lee ah-KHAN-ah
 Malik Agbo.....AHG-boh
 Jahdae Barron.....zha-DAY
 Morice Blackwell Jr.....mahR-EECE
 Jaray Bledsoe.....juh-RAY
 X'Avion Brice.....x-AY-vee-on
 Vernon Broughton.....BRAWT-un
 S'Maje Burrell.....suh-MAH-jay bur-EL
 Andre Cojoe.....COH-joe
 Kitan Crawford.....KEE-tuhn
 Quinn Ewers.....YOU-ers

David Gbenda.....BEND-ah
 Trevor Goosby.....GOOZ-bee
 Jaylon Guilbeau.....JAY-lon GILL-boh
 Derion Gullette.....dair-EE-on guh-LET
 Tate Haver.....HAY-ver
 Brooks Kieschnick Jr.....KEY-shnick
 Liona Lefau.....lee-ONG-gah leh-FAU
 Adonai Mitchell.....ADD-an-eye
 Sydir Mitchell.....sih-DEER
 Isaiah Neyor.....NAY-or

Savion Red.....SAY-vee-on
 Keilan Robinson.....KEE-lan
 Ja'Tavion Sanders.....juh-TAY-vee-on
 Barryn Sorrell.....BAER-in sore-ELL
 T'Vondre Sweat.....tuh-VOHN-dray SWET
 Michael Taaffe.....TAF
 Neto Ummezulu.....NAY-toe you-MOO-zah-low
 Colton Vasek.....VAH-sek
 Quintrevion Wisner.....WHYZ-ner
 Xavier Worthy.....x-ZAY-vee-er

THE LAST TIME ... TEXAS

TEAM	LAST TIME	SPAN
Scored 50-59	55-14 • at Kansas (11/19/2022)	5 games
Scored 60-69	69-31 • at Kansas State (12/5/2020)	29 games
Scored 70+	70-35 • Texas Tech (9/25/2021)	23 games
Scored <10	7-30 • at Iowa State (11/6/2021)	19 games
Scored <7	3-38 • at Notre Dame (9/5/2015)	101 games
Was shutout	0-24 • at Iowa State (10/31/2015)	94 games
Was shutout (home)	0-30 • Houston (11/6/1976)	265 home
Shutout opponent	49-0 • vs. Oklahoma (10/8/2022)	10 games
Shutout opponent (home)	58-0 • Rice (9/18/2021)	14 home
Shutout opponent (road)	23-0 • at Kansas (9/27/2014)	43 road
Shutout opponent (neutral)	49-0 • vs. Oklahoma (10/8/2022)	1 game
Shutout a Big 12 opponent	49-0 • vs. Oklahoma (10/8/2022)	6 games
Shutout by Big 12 opponent	0-24 • at Iowa State (10/31/2015)	68 games
300-399 yards rushing	336 • Texas Tech (9/25/2021)	23 games
400+ yards rushing	427 • at Kansas (11/19/2022)	5 games
<100 yards rushing	51 • vs. Washington (12/29/2022)	3 games
<0 yds rushing	-7 • vs. Oklahoma (10/07/2000)	311 games
300-399 passing yards	349 • at Alabama (9/9/2023)	1 game
400-499 passing yards	410 • Kansas (11/13/2021)	18 games
500-599 total yards	539 • at Kansas (11/19/2022)	5 games
600+ total yards	639 • Texas Tech (9/18/2021)	24 games
<200 yards total offense	199 • TCU (11/12/2022)	6 games
<100 yards total offense	59 • vs. Arkansas (12/29/2014)	102 games
100-yard rusher & 100-yard receiver	101 rush, Bijan Robinson; 119 rec, Xavier Worthy • West Virginia (10/1/2022)	11 games
30+ first downs	36 • vs. Oklahoma (10/8/2022)	10 games
100+ penalty yards	119 • at Oklahoma State (10/31/2022)	8 games
2+ fumbles lost	2 • Baylor (11/25/2022)	4 games
Scored a safety	Rice (9/18/2021)	25 games
Allowed a safety	Baylor (11/25/2022)	4 games
Scored a 1-point safety	Texas A&M (11/26/2004)	233 games
Forced turnovers on 3+ consecutive drives	3 (INT, Fumble, Fumble) • vs. Oklahoma (10/10/2020)	34 games
Forced 5+ turnovers	5 (3 INT, 2 FR) • Rice (9/12/2015)	100 games
Committed 5+ turnovers	5 • at West Virginia (11/14/2015)	91 games
4+ interceptions	4 • at West Virginia (10/5/2019)	45 games
Forced 2+ fumbles	3 • at Kansas State (11/5/2022)	7 games
2+ defensive TD's	Oklahoma State (9/26/2015)	95 games
	34-yard fumble return by Hassan Ridgeway, 41-yd interception return by Holton Hill	
Defensive & special teams TD	ULM (9/3/2022)	15 games
	9-yard INT by D'Shawn Jamison, 12-yd blocked punt return by Keilan Robinson	
4 TD's in game	Bijan Robinson (4 rush) • at Kansas (11/19/2022)	5 games
Player with a passing and receiving touchdown	Xavier Worthy • West Virginia (10/1/2022)	11 games

PASSING	LAST TIME	SPAN
300-399 yards	349 by Quinn Ewers • at Alabama (9/9/2023)	1 game
400+ yards	426 by Sam Ehlinger • UTEP (9/12/2020)	36 games
40-49 attempts	47 by Quinn Ewers • vs. Washington (12/29/2022)	3 games
50+ attempts	53 by Sam Ehlinger • vs. Oklahoma (10/10/2020)	34 games
25+ completions	31 by Quinn Ewers • vs. Washington (12/29/2022)	3 games
3+ touchdowns	3 by Quinn Ewers • at Alabama (9/9/2023)	1 game
4+ touchdowns	4 by Quinn Ewers • vs. Oklahoma (10/8/2022)	10 games
5+ touchdowns	6 by Casey Thompson • Kansas (11/13/2021)	18 games
6+ touchdowns	6 by Casey Thompson • Kansas (11/13/2021)	18 games
Consecutive 4+ TD games	3, 5-5-4 by Sam Ehlinger • vs. UTEP, at Texas Tech, vs. TCU (9/12-10/3/2020)	35 games
Consecutive 5+ TD games	2, 5-5 by Sam Ehlinger • vs. UTEP, at Texas Tech (9/12-9/26/2020)	36 games
Consecutive 300+ yd games	399, 321 by Sam Ehlinger • vs. Kansas, at TCU (10/26/2019)	43 games
50-59 yard completion	50 by Quinn Ewers to Ja'Tavon Sanders • at Alabama (9/9/2023)	1 game
60-69 yard completion	63 by Casey Thompson to Xavier Worthy • at Baylor (9/25/2021)	20 games
70-79 yard completion	75 by Casey Thompson to Xavier Worthy • vs. Oklahoma (10/9/2021)	22 games
80-89 yard completion	80 by Shane Buechele to Devin Duvernay • at Kansas State (10/22/2016)	82 games
90+ yard completion	90 by Sam Ehlinger to John Burt • Oklahoma State (10/21/2017)	71 games

RUSHING	LAST TIME	SPAN
100-199 yards	164 by Jonathon Brooks • Wyoming (9/16/2023)	LAST GAME
200-299 yards	243 by Bijan Robinson • at Kansas (11/19/2022)	5 games
300-399 yards	341 by D'Onta Foreman • Texas Tech (11/6/2016)	80 games
2 players w/ 100+ yards	242 by Bijan Robinson; 108 by Jonathon Brooks • at Kansas (11/19/2022)	5 games
30+ attempts	30 by Bijan Robinson • at Kansas State (11/5/2022)	7 games
Consecutive 100-yard games	Bijan Robinson • 243 at Kansas; 179 vs. Baylor (11/19/2022, 11/25/2022)	4 games
Consecutive 200-yard games	D'Onta Foreman • Baylor & at Texas Tech (2016)	80 games
50-59 yard run	52 by Roschon Johnson • at Oklahoma State (10/22/2022)	8 games
60-69 yard run	61 by Jonathon Brooks • Wyoming (9/16/2023)	LAST GAME
70-79 yard run	70 by Jonathon Brooks • at Kansas (11/19/2022)	5 games
80-89 yard run	81 by D'Onta Foreman • vs. Oklahoma (10/10/2015)	94 games
90+ yard run	91 by Chris Warren III • Texas Tech (11/26/2015)	87 games
3+ touchdowns	4 by Bijan Robinson • at Kansas (11/19/2022)	5 games
4+ touchdowns	4 by Bijan Robinson • at Kansas (11/19/2022)	5 games
2 players w/ 3+ touchdowns	3 by Bijan Robinson; 3 by Roschon Johnson • at Kansas State (12/5/2020)	28 games
3 players w/ 60+ yard runs	72 by Roschon Johnson; 65 by Keilan Robinson; 62 by Bijan Robinson • Rice (9/18/2021)	24 games
4 players w/ rushing TD	3 by Bijan Robinson, 1 by Roschon Johnson; 1 by Keilan Robinson; 1 by Jonathon Brooks • Rice (9/18/2021)	24 games

RECEIVING	LAST TIME	SPAN
100-199 yards	114 by Ja'Tavon Sanders • at Alabama (9/9/2023)	1 game
200+ yards	261 by Xavier Worthy • vs. Oklahoma (10/9/2021)	22 games
2 players w/ 100+ yards	152 by Xavier Worthy; 100 by Marcus Washington • Kansas (11/13/2021)	18 games
10+ receptions	14 by Xavier Worthy • Kansas (11/13/2021)	18 games
15+ receptions	15 by Jordan Shipley • Oklahoma State (10/25/2008)	186 games
Consecutive 100-yard games	D. Duvernay • Kansas, at TCU, K-State, Iowa State (11/9/2019)	41 games
3+ Consecutive 100-yard games	D. Duvernay • Kansas, at TCU, K-State, Iowa State (11/9/2019)	41 games
4+ Consecutive 100-yard games	D. Duvernay • Kansas, at TCU, K-State, Iowa State (11/9/2019)	41 games
50-59 yard reception	50 bb by Ja'Tavon Sanders • at Alabama (9/9/2023)	1 game
60-69 yard reception	63 by Xavier Worthy • at Baylor (10/30/2021)	21 games
70-79 yard reception	75 by Xavier Worthy • vs. Oklahoma (10/9/2021)	22 games
80-89 yard reception	80 by Devin Duvernay • at Kansas State (10/22/2016)	82 games
90+ yard reception	90 by John Burt • Oklahoma State (10/21/2017)	70 games
3+ touchdowns	3 by Xavier Worthy • Kansas (11/13/2021)	18 games

SPECIAL TEAMS	LAST TIME	SPAN
50-59 yard field goal	50 by Cameron Dicker • at West Virginia (11/20/2021)	17 games
60+ yard field goal	60 by Russell Erxleben • Texas Tech (10/29/1977)	562 games
Made 3+ field goals	3 by Bert Auburn • Rice (9/2/2023)	2 games
Made 7+ PAT's	7 by Bert Auburn • at Kansas (11/19/2022)	5 games
Made 9+ PAT's	10 by Cameron Dicker • Texas Tech (9/25/2021)	24 games
60-69 yard punt	61 by Daniel Trejo • Alabama (9/10/2022)	14 games
70+ yard punt	79 by Cameron Dicker • vs. Oklahoma State (10/16/2021)	21 games
Missed PAT	by Cameron Dicker • Kansas State (11/26/2021)	16 games
TD on kickoff return	100 by D'Shawn Jamison • at Oklahoma State (10/31/2020)	32 games
TD on punt return	90 by D'Shawn Jamison • Kansas State (9/29/2018)	60 games
90-99 yard kickoff return	98 by D'Shawn Jamison • at Kansas State (12/5/2020)	29 games
50-69 yard punt return	53 by Brandon Jones • Kansas State (11/9/2019)	42 games
70+ yard punt return	71 by D'Shawn Jamison • vs. Utah (12/31/2019)	28 games
2+ TD on kickoff return	NEVER	
TD on kickoff return to start game	88 by Greg Lott • at Texas Tech (9/24/1966)	677 games
Consecutive games with special teams TD	by Fozzy Whittaker (2011)	147 games
	100 KR vs. Oklahoma & 100 KR Oklahoma State	
Recovered on-side kick	by Malcolm Epps • at Texas Tech (9/26/2020)	36 games
2-point conversion	Sam Ehlinger pass to Cade Brewer • at Oklahoma State (10/31/2020)	32 games
Defensive 2-point conversion	D'Shawn Jamison • Kansas (10/19/2019)	44 games
Blocked PAT	Keondre Coburn • Louisiana (9/4/2021)	27 games
Blocked FG	Kitan Crawford • TCU (11/12/2022)	6 games
Blocked punt	by Morice Blackwell Jr. • at Oklahoma State (10/22/2022)	8 games
2+ Consecutive Games w/ blocked punt	Iowa State; Oklahoma State (10/22/2022)	8 games
TD on blocked FG	46 by Anthony Wheeler • USC (9/15/2018)	62 games
TD on blocked punt	12 yd return by Keilan Robinson • ULM (9/3/2022)	15 games
Safety on a blocked punt	TEAM • Rice (9/18/2021)	24 games

DEFENSE	LAST TIME	SPAN
10-14 tackles	11 by Jerrin Thompson; 10 by Jaylan Ford; 10 by Diamante Tucker-Dorsey • vs. Washington (12/29/2022)	3 games
15+ tackles	15 by Jaylan Ford • UTSA (9/17/2022)	13 games
10+ solo tackles	10 by Jaylan Ford • UTSA (9/17/2022)	13 games
4+ tackles for loss	6 by Joseph Ossai • at Oklahoma State (10/31/2020)	32 games
5+ tackles for loss	6 by Joseph Ossai • at Oklahoma State (10/31/2020)	32 games
6+ tackles for loss	6 by Joseph Ossai • at Oklahoma State (10/31/2020)	32 games
3+ sacks	3.0 by Joseph Ossai • at Oklahoma State (10/31/2020)	32 games
4+ sacks	4.5 by Alex Okafor • vs. Oregon State (12/29/2012)	128 games
2+ interceptions	2 by D'Shawn Jamison • at West Virginia (10/5/2019)	46 games
2+ fumble recoveries	2 by John Bonney • at Baylor (10/28/2017)	70 games
TD on interception return	44 by Jahdae Barron • UTSA (9/17/2022)	13 games
TD on fumble return	48 by Jahdae Barron • TCU (11/12/2021)	6 games
Sack, forced fumble and fumble recovery on same play	by Anthony Cook • at TCU (10/2/2022)	23 games
Interception and a fumble recovery	by Jaylan Ford • at Kansas State (11/5/2022)	7 games

THE LAST TIME ... OPPONENTS

TEAM	LAST TIME	SPAN
Scored 50-59.....	56-57 (OT) • Kansas (11/13/2021).....	19 games
Scored 60-69.....	21-63 • vs. Oklahoma (10/13/2012).....	137 games
Scored 70+.....	NEVER.....	NEVER
Scored <10.....	0-49 • vs. Oklahoma (10/8/2022).....	10 games
Scored <7.....	0-49 • vs. Oklahoma (10/8/2022).....	10 games
300+ yards rushing.....	339 • vs. Oklahoma (10/9/2021).....	23 games
<100 yards rushing.....	27 • Rice (9/2/2023).....	2 games
300-399 passing yards.....	329 • at Kansas State (11/5/2022).....	7 games
400+ passing yards.....	400 • at Oklahoma State (10/31/2020).....	32 games
<100 passing yards.....	39 • vs. Oklahoma (10/8/2022).....	10 games
500-599 total yards.....	535 • at Oklahoma State (10/22/2022).....	8 games
600+ total yards.....	662 • vs. Oklahoma (10/9/2021).....	22 games
100-199 total yards.....	176 • Rice (9/2/2023).....	2 games
<100 total yards.....	94 • North Texas (8/30/2014).....	116 games
30+ first downs.....	32 • at Oklahoma State (10/22/2022).....	8 games
100+ penalty yards.....	100 • Alabama (9/10/2022).....	14 games
2+ fumbles lost.....	3 • at TCU (10/2/2021).....	23 games
Scored a safety.....	Baylor (11/25/2022).....	4 games
4+ interceptions.....	4 • at TCU (10/26/2019).....	43 games
2+ non-offensive TDs.....	40-yard fumble return, 33-yard interception return • TCU (11/27/2014).....	103 games
3 total touchdowns (rush+rec).....	3 rushing by Dominic Richardson • at Oklahoma State (10/22/2022).....	8 games
4+ total touchdowns (rush+rec).....	3 rushing, 1 receiving by Devin Neal • Kansas (11/13/2021).....	18 games

RUSHING	LAST TIME	SPAN
100-199 yards.....	110 by Harrison Waylee • Wyoming (9/16/2023).....	LAST GAME
200-299 yards.....	217 by Kennedy Brooks • vs. Oklahoma (10/9/2021).....	22 games
300+ yards.....	317 by Rashaan Salaam • Colorado (10/1/1994).....	368 games
3+ touchdowns.....	3 by Dominic Richardson • at Oklahoma State (10/22/2022).....	8 games
30+ attempts.....	33 by Leddie Brown • at West Virginia (11/20/2021).....	17 games
50-59 yard run.....	51 by Jaden Nixon • at Oklahoma State (10/22/2022).....	8 games
60-69 yard run.....	62 by Harrison Waylee • Wyoming (9/16/2023).....	LAST GAME
70-79 yard run.....	75 by Kendre Miller • TCU (11/12/2022).....	6 games
80+ yard run.....	81 by Jase McClellan • Alabama (9/10/2022).....	14 games


PASSING	LAST TIME	SPAN
300-399 yards.....	329 by Adrian Martinez • at Kansas State (11/5/2022).....	7 games
400+ yards.....	400 by Spencer Sanders • at Oklahoma State (10/31/2020).....	31 games
40-49 attempts.....	48 by JT Daniels • West Virginia (10/1/2022).....	10 games
50+ attempts.....	54 by Michael Penix Jr. • vs. Washington (12/29/2022).....	3 games
25+ completions.....	32 by Michael Penix Jr. • vs. Washington (12/29/2022).....	3 games
3+ touchdowns.....	3 by Jarret Doege • at West Virginia (11/20/2021).....	17 games
4+ touchdowns.....	4 by Spencer Sanders • at Oklahoma State (10/31/2020).....	32 games
5+ touchdowns.....	5 by Alan Bowman • at Texas Tech (9/26/2020).....	36 games
6+ touchdowns.....	6 by Kliff Kingsbury • Texas Tech (11/16/2002).....	263 games
50-59 yard completion.....	55 by Jalon Daniels • at Kansas (11/19/2022).....	5 games
60-69 yard completion.....	62 by Adrian Martinez • at Kansas State (11/5/2022).....	6 games
70-79 yard completion.....	75 by Brock Purdy • at Iowa State (11/16/2019).....	41 games
80+ yard completion.....	97 by Sam B. Richardson • Iowa State (10/3/2013).....	122 games

RECEIVING	LAST TIME	SPAN
100-199 yards.....	133 by Bryson Green • at Oklahoma State (10/22/2022).....	8 games
200+ yards.....	222 by Tylan Wallace • vs. Oklahoma State (10/27/2018).....	57 games
2 players w/ 100+ yards.....	150 by K. Carter, 135 by E. Ezukanma • vs. Texas Tech (11/29/2019).....	39 games
3 players w/ 100+ yards.....	163 by J. Jefferson, 147 by J. Chase, 123 by T. Marshall • LSU (9/7/2019).....	49 games
15+ receptions.....	16 by Kevin White • West Virginia (11/8/2014).....	104 games
50-59 yard reception.....	55 by Quentin Skinner • at Kansas (12/19/2022).....	5 games
60-69 yard reception.....	62 by Malik Knowles • at Kansas State (11/5/2022).....	7 games
70-79 yard reception.....	75 by Deshaunte Jones • at Iowa State (11/16/2019).....	41 games
80+ yard reception.....	97 by Quenton Bundrage • Iowa State (10/3/2013).....	122 games
3+ touchdowns.....	3 by CeeDee Lamb • vs. Oklahoma (10/12/2019).....	45 games

SPECIAL TEAMS	LAST TIME	SPAN
50-59 yard field goal.....	51 by Will Reichard • Alabama (9/9/2023).....	1 game
60+ yard field goal.....	67 by Steve Little • Arkansas (10/15/1977).....	563 games
Made 3+ field goals.....	3 by Will Reichard • Alabama (9/9/2023).....	1 game
Made 7+ PAT's.....	7 by Jacob Borcila • Kansas (11/13/2021).....	18 games
60-69 yard punt.....	61 by James Burnip • at Alabama (9/9/2023).....	1 game
70+ yard Punt.....	85 by Michael Turk • vs. Oklahoma (10/9/2021).....	22 games
Missed PAT.....	by Ben Grogan • at Oklahoma State (10/1/2016).....	86 games
TD on kickoff return.....	91 by Alex Ross • Kansas State (11/9/2019).....	42 games
TD on punt return.....	73 by Jeff Scott • Ole Miss (9/14/2013).....	126 games
2-point conversion.....	Isaiah Bond pass from Jalen Milroe • at Alabama (9/9/2023).....	1 game
Defensive 2-point conversion.....	at Oklahoma State (10/1/2016).....	87 games
Blocked PAT.....	vs. Oklahoma (12/1/2018).....	52 games
Blocked FG.....	by Will Anderson Jr. • Alabama (9/10/2022).....	13 games
Blocked Punt.....	by Edefuan Ulofoshio • vs. Washington (12/29/2022).....	3 games
TD on blocked FG.....	71 by Antoine Brooks, Jr. • Maryland (9/2/2017).....	77 games
TD on blocked punt.....	6 by Ghaali Muhammad • Wyoming (9/12/2009).....	178 games
TD on fumbled punt.....	0 yd return by Xavier Martin • at Texas Tech (9/26/2020).....	36 games

DEFENSE	LAST TIME	SPAN
10+ tackles.....	10 by Trezman Marshall, 10 by Caleb Downs • at Alabama (9/9/2023).....	LAST GAME
5+ tackles for loss.....	7 by Ndamukong Suh • vs. Nebraska (12/5/2009).....	166 games
4+ sacks.....	4.5 by Ndamukong Suh • vs. Nebraska (12/5/2009).....	166 games
2+ interceptions.....	2 by Jason Taylor II • at Oklahoma State (10/22/2022).....	7 games
2+ fumble recoveries.....	2 by Ian Campbell • Kansas State (11/11/2006).....	207 games
TD on interception return.....	31 by Jacobee Bryant • Kansas (11/13/2021).....	17 games
TD on fumble return.....	16 by Gabe Hall • Baylor (11/25/2022).....	3 games

2023 BOX SCORES

	GAME ONE	
	Sept. 2, 2023 Austin, Texas Attendance: 98,017 TV: FOX	
RICE NR/NR		10
TEXAS 11/12		37

Score by Quarters	1	2	3	4	OT	Score
Rice	3	0	0	7	-	10
Texas	7	9	21	0	-	37

Scoring Summary

Qtr	Time	Team	Summary
1st	10:07	RICE	T. Horn 43 yd field goal 6-8 2:53, RICE 3 - UT 0
	07:27	UT	J. Brooks 37 yd pass from Q. Ewers (B. Auburn kick) 6-75 2:40, RICE 3 - UT 7
2nd	12:59	UT	B. Auburn 27 yd field goal 9-50 3:41, RICE 3 - UT 10
	07:51	UT	B. Auburn 46 yd field goal 7-36 2:02, RICE 3 - UT 13
	00:00	UT	B. Auburn 49 yd field goal 16-66 4:25, RICE 3 - UT 16
3rd	09:37	UT	A. Mitchell 9 yd pass from Q. Ewers (B. Auburn kick) 8-62 3:40, RICE 3 - UT 23
	05:33	UT	J. Sanders 44 yd pass from Q. Ewers (B. Auburn kick) 1-44 0:08, RICE 3 - UT 30
	00:57	UT	Q. Ewers 1 yd run (B. Auburn kick) 9-54 5:22, RICE 10 - UT 37
4th	03:04	RICE	J. Brooks 19 yd run (B. Auburn kick) 11-62 5:22, RICE 10 - UT 37

	RICE	UT
FIRST DOWNS	8	24
RUSHES-YARDS (NET)	25-27	39-158
PASSING YDS (NET)	149	300
Passes Comp-Att-Int	14-26-2	22-36-0
TOTAL OFFENSE PLAYS-YARDS	51-176	75-458
Fumble Returns-Yards	0-0	0-0
Punt Returns-Yards	0-0	1-21
Kickoff Returns-Yards	2-26	1-13
Interception Returns-Yards	0-0	2-0
Punts (Number-Avg)	5-45.0	2-44.5
Fumbles-Lost	1-1	0-0
Penalties-Yards	5-25	5-40
Possession Time	28:24	31:36
Third-Down Conversions	4 of 13	6 of 15
Fourth-Down Conversions	1 of 2	1 of 3
Red-Zone Scores-Chances	1-1	4-5
Sacks By: Number-Yards	2-19	2-15


RUSHING: Rice-Connors, Dean 8-23; Devones, Tre'shon 1-6; Alexander, Daelen 2-4; Walker, Braylen 1-2; Otoviano, Juma 6-1; McCaffrey, Luke 2(-1); Jackson, Quinton 1(-2); Daniels, JT 4(-6). Texas-Blue, Jaydon 10-55; Brooks, Jonathon 12-52; Baxter, CJ 5-38; Ewers, Quinn 8-12; Robinson, Keilan 1-3; Red, Savion 3(-2).

PASSING: Rice-Daniel, JT 14-26-2-149. Texas-Ewers, Quinn 19-30-0-260; Murphy, Maalik 3-5-0-40; TEAM 0-1-0-0.

RECEIVING: Rice-Groen, Boden 4-28; Walker, Braylen 2-47; McCaffrey, Luke 2-22; Connors, Dean 2-7; Johnson-McCray, JoVoni 2-14; Otoviano, Juma 1-13; Jackson, Quinton 1-9; Campbell, Kobie 1-9. Texas-Worthy, Xavier 7-90; Whittington, Jordan 4-47; Mitchell, Adonai 3-26; Sanders, Ja Tavion 2-44; Brooks, Jonathon 2-42; Cook II, Johntay 2-26; Neyor, Isaiah 1-14; Robinson, Keilan 1-11.

INTERCEPTIONS: Rice-None. Texas-Ford, Jaylan 1-0; Jordan, Austin 1-0.

FUMBLES: Rice-Jackson, Quinton 1-1. Texas-None.

	GAME TWO	
	Sept. 9, 2023 Tuscaloosa, Ala. Attendance: 100,077 TV: ESPN	
TEXAS 11/10		34
ALABAMA 3/3		24

Score by Quarters	1	2	3	4	OT	Score
Texas	3	10	0	21	-	34
Alabama	0	6	10	8	-	24

Scoring Summary

Qtr	Time	Team	Summary
1st	04:42	UT	B. Auburn 32 yd field goal 10-26 3:45, UT 3 - ALA 0
2nd	14:55	ALA	W. Reichard 42 yd field goal 12-51 4:47, UT 3 - ALA 3
	13:26	UT	X. Worthy 44 yd pass from Q. Ewers (B. Auburn kick) 4-75 1:29, UT 10 - ALA 3
	04:05	UT	B. Auburn 29 yd field goal 14-82 6:25, UT 13 - ALA 3
	00:00	ALA	W. Reichard 30 yd field goal 8-50 1:34, UT 13 - ALA 6
3rd	11:04	ALA	W. Reichard 51 yd field goal 7-42 3:56, UT 13 - ALA 9
	00:14	ALA	J. Burton 49 yd pass from J. Milroe (W. Reichard kick) 5-59 2:38, UT 13 - ALA 16
4th	14:05	UT	A. Mitchell 7 yd pass from Q. Ewers (B. Auburn kick) 3-75 1:09, UT 20 - ALA 16
	13:50	UT	J. Brooks 5 yd run (B. Auburn kick) 1-5 0:04, UT 27 - ALA 17
	11:08	ALA	A. Niblack 39 yd pass from J. Milroe (L. Bond pass from J. Milroe) 6-75 2:42, UT 27 - ALA 24
	08:23	UT	A. Mitchell 39 yd pass from Q. Ewers (B. Auburn kick) 7-75 2:45, UT 34 - ALA 24

	UT	ALA
FIRST DOWNS	23	18
RUSHES-YARDS (NET)	37-105	35-107
PASSING YDS (NET)	349	255
Passes Comp-Att-Int	24-38-0	14-27-2
TOTAL OFFENSE PLAYS-YARDS	75-454	62-362
Fumble Returns-Yards	0-0	0-0
Punt Returns-Yards	0-0	1(-6)
Kickoff Returns-Yards	1-22	1-18
Interception Returns-Yards	2-48	0-0
Punts (Number-Avg)	3-50.0	5-52.6
Fumbles-Lost	2-0	0-0
Penalties-Yards	4-40	10-90
Possession Time	32:31	27:29
Third-Down Conversions	7 of 18	5 of 14
Fourth-Down Conversions	2 of 3	1 of 1
Red-Zone Scores-Chances	4-4	1-1
Sacks By: Number-Yards	5-31	0-0


RUSHING: Texas-Brooks, Jonathon 14-57; Baxter, CJ 11-37; Ewers, Quinn 3-11; Robinson, Keilan 3-6; Mitchell, Adonai 1-5; Worthy, Xavier 1-3; Blue, Jaydon 1(-2); TEAM 3(-6). Alabama-McClellan, Jase 12-45; Milroe, Jalen 15-44; Williams, Roydell 6-12; Miller, Jamarion 2-6.

PASSING: Texas-Ewers, Quinn 24-38-0-349. Alabama-Milroe, Jalen 14-27-2-255.

RECEIVING: Texas-Sanders, Ja Tavion 7-114; Worthy, Xavier 5-75; Baxter, CJ 4-21; Mitchell, Adonai 3-78; Whittington, Jordan 3-44; Blue, Jaydon 1-7; Brooks, Jonathon 1-4; Ewers, Quinn 1-3; Robinson, Keilan 1-3. Alabama-Prentice, Kobe 5-68; Burton, Jermaine 2-58; Niblack, Amari 2-45; Benson, Malik 2-33; Bond, Isaiah 1-34; McClellan, Jase 1-12; Williams, Roydell 1-5.

INTERCEPTIONS: Texas-Barron, Jahdae 1-16; Thompson, Jerrin 1-32. Alabama-None.

FUMBLES: Texas-Mitchell, Adonai 1-0; Ewers, Quinn 1-0. Alabama-None.

	GAME THREE	
	Sept. 16, 2023 Austin, Texas Attendance: 101,777 TV: LHN	
WYOMING RV/RV		10
TEXAS 4/6		31

Score by Quarters	1	2	3	4	OT	Score
Wyoming	7	0	3	0	-	10
Texas	3	7	0	21	-	31

Scoring Summary

Qtr	Time	Team	Summary
1st	10:07	WYO	H. Waylee 62 yd rush (J. Hoyland kick) 5-75 2:15, WYO 7 - UT 0
	09:46	UT	B. Auburn 37 yd field goal 5-19 1:27, WYO 7 - UT 3
2nd	12:59	UT	B. Murphy 1 yd pass from Q. Ewers (B. Auburn kick) 17-90 8:03, WYO 7 - UT 10
3rd	00:20	WYO	J. Hoyland 36 yd field goal 17-77 10:22, WYO 10 - UT 10
4th	14:12	UT	X. Worthy 44 yd pass from Q. Ewers (B. Auburn kick) 4-75 1:01, WYO 10 - UT 17
	09:01	UT	Q. Ewers 5 yd run (B. Auburn kick) 6-75 2:54, WYO 10 - UT 24
	08:46	UT	J. Thompson 27 yd int return (B. Auburn kick) 0-0 0:15, WYO 10 - UT 31

	WYO	UT
FIRST DOWNS	17	13
RUSHES-YARDS (NET)	38-155	31-185
PASSING YDS (NET)	136	131
Passes Comp-Att-Int	17-28-1	11-21-0
TOTAL OFFENSE PLAYS-YARDS	66-291	52-316
Fumble Returns-Yards	1-0	0-0
Punt Returns-Yards	2-17	4-59
Kickoff Returns-Yards	1-11	2-52
Interception Returns-Yards	0-0	1-27
Punts (Number-Avg)	7-452.7	4-48.2
Fumbles-Lost	0-0	1-1
Penalties-Yards	3-30	6-40
Possession Time	38:47	21:13
Third-Down Conversions	4 of 14	4 of 12
Fourth-Down Conversions	1 of 1	2 of 2
Red-Zone Scores-Chances	1-2	3-3
Sacks By: Number-Yards	1-10	1-9

RUSHING: Wyoming-Waylee, Harrison 18-110; James, D.Q. 11-34; Asante, Ayir 1-10; Wieland, Wyatt 2-7; Ferrell, Jamari 1-7; Svoboda, Evan 5(-13). Texas-Brooks, Jonathon 21-164; Blue, Jaydon 5-14; Red, Savion 2-12; Worthy, Xavier 1-0; Ewers, Quinn 2(-5).


PASSING: Wyoming-Svoboda, Evan 17-28-1-136. Texas-Ewers, Quinn 11-21-0-131.


RECEIVING: Wyoming-Wieland, Wyatt 8-62; Boddie, Devin 3-25; Welch, Treyton 3-22; Asante, Ayir 2-19; Gyllenborg, John Michael 1-8. Texas-Worthy, Xavier 4-56; Mitchell, Adonai 3-30; Robinson, Keilan 1-16; Whittington, Jordan 1-14; Helm, Gunnar 1-14; Murphy II, Byron 1-1.


INTERCEPTIONS: Wyoming-None. Texas-Thompson, Jerrin 1-27.

FUMBLES: Wyoming-None. Texas-Blue, Jaydon 1-1.

2023 BOX SCORES

	GAME FOUR	
	Sept. 23, 2023 Waco, Texas Attendance: - TV: ABC	
	TEXAS ^{3/6}	-
BAYLOR ^{NR/NR}	-	

	GAME FIVE	
	Sept. 30, 2023 Austin, Texas Attendance: - TV: TBD	
	KANSAS ^{-/-}	-
TEXAS ^{-/-}	-	

	GAME SIX	
	Oct. 7, 2023 Dallas, Texas Attendance: - TV: ABC	
	OKLAHOMA ^{-/-}	-
TEXAS ^{-/-}	-	

2023 BOX SCORES



GAME SEVEN

Oct. 21, 2023 | Houston, Texas
Attendance: - | TV: TBD

TEXAS -/-	-
HOUSTON -/-	-



GAME EIGHT

Oct. 28, 2023 | Austin, Texas
Attendance: - | TV: TBD

BYU -/-	-
TEXAS -/-	-





GAME NINE


Nov. 4, 2023 | Austin, Texas
Attendance: - | TV: TBD

KANSAS STATE -/-	-
TEXAS -/-	-

2023 BOX SCORES

	GAME 10	
	Nov. 11, 2023 Fort Worth, Texas Attendance: - TV: TBD	
	TEXAS -/-	-
TCU -/-	-	

	GAME 11	
	Nov. 18, 2023 Ames, Iowa Attendance: - TV: TBD	
	TEXAS -/-	-
IOWA STATE -/-	-	

	GAME 12	
	Nov. 24, 2023 Austin, Texas Attendance: - TV: ABC	
	TEXAS TECH -/-	-
TEXAS -/-	-	

SELECT PLAYERS GAME-BY-GAME STATISTICS

O JA'TAVION SANDERS

TE | 6-4 | 243 | JR-2L
DENTON, TEXAS | RYAN

CAREER HIGHS

Receptions..... 8, at Kansas State (2022)
Receiving Yards..... 114, at Alabama (2023)
Receiving TDs..... 2, twice, last vs. Oklahoma (2022)
Long Reception..... 50, at Alabama (2023)

CAREER TOTALS

100-yard receiving games..... 1, at Alabama (2023)
Multiple receiving TD games..... 2, last vs. Oklahoma (2022)

SANDERS' 2021 GAME-BY-GAME RECEIVING STATS

Date	Opponent	No.	Yds	TD	Long
Sep. 4	Louisiana	0	0	0	0
Sep. 11	at Arkansas	0	0	0	0
Sep. 18	Rice	0	0	0	0
Sep. 25	Texas Tech	0	0	0	0
Oct. 2	at TCU	0	0	0	0
Oct. 9	vs. Oklahoma	0	0	0	0
Oct. 16	Oklahoma State	0	0	0	0
Oct. 30	at Baylor	0	0	0	0
Nov. 6	at Iowa State	0	0	0	0
Nov. 13	Kansas	0	0	0	0
Nov. 20	at West Virginia	0	0	0	0
Nov. 26	Kansas State	0	0	0	0

SANDERS' 2022 GAME-BY-GAME RECEIVING STATS

Date	Opponent	No.	Yds	TD	Long
Sep. 3	ULM	6	85	1	25
Sep. 10	Alabama	3	4	0	8
Sep. 17	UTSA	1	5	0	5
Sep. 24	at Texas Tech	5	40	0	10
Oct. 1	West Virginia	5	78	2	33
Oct. 8	vs. Oklahoma	5	71	2	24
Oct. 15	Iowa State	3	37	0	18
Oct. 22	at Oklahoma State	6	76	0	21
Nov. 5	at Kansas State	8	54	0	18
Nov. 12	TCU	7	61	0	24
Nov. 19	at Kansas	1	1	0	1
Nov. 25	Baylor	2	65	0	37
Dec. 29	vs. Washington +	5	36	0	17

SANDERS' 2023 GAME-BY-GAME RECEIVING STATS

Date	Opponent	No.	Yds	TD	Long
Sep. 2	Rice	2	44	1	44
Sep. 9	at Alabama	5	114	0	50
Sep. 16	Wyoming	0	0	0	0
Sep. 23	at Baylor				
Sep. 30	Kansas				
Oct. 7	vs. Oklahoma				
Oct. 21	at Houston				
Oct. 28	BYU				
Nov. 4	Kansas State				
Nov. 11	at TCU				
Nov. 18	at Iowa State				
Nov. 24	Texas Tech				

SANDERS' CAREER RECEIVING STATS

Year	G	Rec	Yds	TD	Lg	Rec/G	Avg/C	Avg/G
2021	12	0	0	0	0	-	-	-
2022	13	54	613	5	37	4.2	11.4	47.2
2023	3	7	158	1	44	3.5	22.6	52.7
Career	28	61	771	6	44	2.3	12.6	27.5

I XAVIER WORTHY

WR | 6-1 | 172 | JR-2L
FRESNO, CALIF. | CENTRAL EAST

CAREER HIGHS

Receptions..... 14, Kansas (2021)
Receiving Yards..... 261, vs. Oklahoma (2021)
Receiving TDs..... 3, twice, last vs. Kansas (2021)
Long Reception..... 75 vs. Oklahoma (2021)
All-Purpose Yards..... 286 vs. Oklahoma (2021)

CAREER TOTALS

100-yard receiving games..... 5, last vs. West Virginia (2022)
200-yard receiving games..... 1, vs. Oklahoma (2021)
Multiple receiving TD games..... 6, last at Kansas State (2022)

WORTHY'S 2021 GAME-BY-GAME RECEIVING STATS

Date	Opponent	No.	Yds	TD	Long
Sep. 4	Louisiana	1	34	0	34
Sep. 11	at Arkansas	2	41	0	25
Sep. 18	Rice	6	71	1	31
Sep. 25	Texas Tech	5	100	3	62
Oct. 2	at TCU	1	7	0	7
Oct. 9	vs. Oklahoma	9	261	2	75
Oct. 16	Oklahoma State	5	28	0	19
Oct. 30	at Baylor	4	115	1	63
Nov. 6	at Iowa State	2	22	1	18
Nov. 13	Kansas	14	152	3	33
Nov. 20	at West Virginia	7	85	1	52
Nov. 26	Kansas State	6	65	0	28

WORTHY'S 2021 GAME-BY-GAME PUNT RETURN STATS

Date	Opponent	No.	Yds	TD	Long
Sep. 4	Louisiana	1	18	0	18
Sep. 11	at Arkansas	0	0	0	0
Sep. 18	Rice	2	29	0	20
Sep. 25	Texas Tech	0	0	0	0
Oct. 2	at TCU	0	0	0	0
Oct. 9	vs. Oklahoma	0	0	0	0
Oct. 16	Oklahoma State	0	0	0	0
Oct. 30	at Baylor	0	0	0	0
Nov. 6	at Iowa State	0	0	0	0
Nov. 13	Kansas	0	0	0	0
Nov. 20	at West Virginia	0	0	0	0
Nov. 26	Kansas State	0	0	0	0

WORTHY'S 2022 GAME-BY-GAME RECEIVING STATS

Date	Opponent	No.	Yds	TD	Long
Sep. 3	ULM	2	24	0	19
Sep. 10	Alabama	5	97	0	46
Sep. 17	UTSA	4	41	0	19
Sep. 24	at Texas Tech	3	50	1	39
Oct. 1	West Virginia	7	119	2	45
Oct. 8	vs. Oklahoma	2	29	1	15
Oct. 15	Iowa State	8	72	2	24
Oct. 22	at Oklahoma State	4	78	1	30
Nov. 5	at Kansas State	4	42	2	20
Nov. 12	TCU	4	32	0	15
Nov. 19	at Kansas	2	30	0	24
Nov. 25	Baylor	7	62	0	18
Dec. 29	vs. Washington +	7	84	0	21

WORTHY'S 2022 GAME-BY-GAME PUNT RETURN STATS

Date	Opponent	No.	Yds	TD	Long
Sep. 3	ULM	3	33	0	21
Sep. 10	Alabama	3	10	0	9
Sep. 17	UTSA	0	0	0	0
Sep. 24	at Texas Tech	1	7	0	7
Oct. 1	West Virginia	0	0	0	0
Oct. 8	vs. Oklahoma	2	11	0	6
Oct. 15	Iowa State	0	0	0	0
Oct. 23	at Oklahoma State	3	56	0	29
Nov. 5	at Kansas State	0	0	0	0
Nov. 12	TCU	0	0	0	0
Nov. 19	at Kansas	2	29	0	22
Nov. 25	Baylor	0	0	0	0
Dec. 29	vs. Washington +	1	0	0	0

WORTHY'S 2023 GAME-BY-GAME RECEIVING STATS

Date	Opponent	No.	Yds	TD	Long
Sep. 2	Rice	7	90	0	24
Sep. 9	at Alabama	5	75	1	44
Sep. 16	Wyoming	4	56	1	44
Sep. 23	at Baylor				
Sep. 30	Kansas				
Oct. 7	vs. Oklahoma				
Oct. 21	at Houston				
Oct. 28	BYU				
Nov. 4	Kansas State				
Nov. 11	at TCU				
Nov. 18	at Iowa State				
Nov. 24	Texas Tech				

WORTHY'S 2023 GAME-BY-GAME PUNT RETURN STATS

Date	Opponent	No.	Yds	TD	Long
Sep. 2	Rice	2	10	0	10
Sep. 9	at Alabama	0	0	0	0
Sep. 16	Wyoming	4	59	0	32
Sep. 23	at Baylor				
Sep. 30	Kansas				
Oct. 7	vs. Oklahoma				
Oct. 21	at Houston				
Oct. 28	BYU				
Nov. 4	Kansas State				
Nov. 11	at TCU				
Nov. 18	at Iowa State				
Nov. 24	Texas Tech				

WORTHY'S CAREER RECEIVING STATS

Year	G	Rec	Yds	TD	Lg	Rec/G	Avg/C	Avg/G
2021	12	62	981	12	75	5.2	15.8	81.8
2022	13	60	760	9	46	4.6	12.7	58.5
2023	3	16	221	2	44	5.3	13.8	73.7
Career	28	138	1,962	23	75	4.9	14.2	70.1

WORTHY'S CAREER PUNT RETURN STATS

Year	G	Ret	Yds	TD	Lg	Ret/G	Avg/R	Avg/G
2021	12	3	47	0	20	0.3	815.7	3.9
2022	13	15	146	0	29	1.2	9.7	11.2
2023	3	5	80	0	32	1.7	16.0	26.7
Career	28	23	273	0	32	0.8	11.9	9.8

SELECT PLAYERS GAME-BY-GAME STATISTICS

3 QUINN EWERS

QB | 6-2 | 195 | SO-1L

SOUTHLAKE, TEXAS | CARROLL/OHIO STATE

CAREER HIGHS

Completions.....	31, vs. Washington (2022)
Attempts.....	49, at Oklahoma State (2022)
Passing Yards.....	369, Washington (2022)
Passing TDs.....	4, vs. Oklahoma (2022)
Long Pass.....	50, vat Alabama (2023)
Carries.....	8, Rice (2023)
Rushing Yards.....	17, vs. Oklahoma (2022)
Rushing TDs.....	1, twice, last vs. Rice (2023)
Long Rush.....	16, twice, last vs. Rice (2023)
Total Offense.....	375, vs. Washington (2022)
Total TDs.....	4, twice, last vs. Rice (2023)

CAREER TOTALS

200-yard passing games.....	6, last @ Alabama (2023)
300-yard passing games.....	3, last @ Alabama (2023)
Multiple pass TD games.....	7, last @ Alabama (2023)
70-yard rushing games.....	None
Games with pass and rush TD.....	1, Rice (2023)
Record as a starter.....	8-4 (.667)

EWERS' 2022 GAME-BY-GAME PASSING STATS

Date	Opponent	Comp	Att	INT	Yds	TD	Long	Sack
Sep. 3	ULM	16	24	1	225	2	43	1
Sep. 10	Alabama	9	12	0	134	0	46	0
Sep. 17	UTSA			DNP				
Sep. 24	at Texas Tech			DNP				
Oct. 1	West Virginia			DNP				
Oct. 8	vs. Oklahoma	21	31	1	289	4	38	0
Oct. 15	Iowa State	17	26	0	172	3	26	0
Oct. 22	at Oklahoma State	19	49	3	319	2	41	1
Nov. 5	at Kansas State	18	31	0	197	2	21	0
Nov. 12	TCU	17	39	1	171	0	25	2
Nov. 19	at Kansas	12	21	0	107	1	24	0
Nov. 25	Baylor	12	16	0	194	0	37	5
Dec. 29	vs. Washington +	31	47	0	369	1	49	2

EWERS' 2022 GAME-BY-GAME RUSHING STATS

Date	Opponent	Att	Yds	TD	Long	Avg
Sep. 3	ULM	1	-9	0	0	-9.0
Sep. 10	Alabama	0	0	0	0	0.0
Sep. 17	UTSA			DNP		
Sep. 24	at Texas Tech			DNP		
Oct. 1	West Virginia			DNP		
Oct. 8	vs. Oklahoma	2	17	0	16	8.5
Oct. 15	Iowa State	2	-13	0	3	-6.5
Oct. 22	at Oklahoma State	1	-1	0	0	0.0
Nov. 5	at Kansas State	1	0	0	0	0.0
Nov. 12	TCU	5	-15	0	3	-3.0
Nov. 19	at Kansas	2	11	0	7	5.5
Nov. 25	Baylor	6	-48	1	3	-8.0
Dec. 29	vs. Washington +	4	6	0	13	1.5

EWERS' 2023 GAME-BY-GAME PASSING STATS

Date	Opponent	Comp	Att	INT	Yds	TD	Long	Sack
Sep. 2	Rice	19	30	0	260	3	44	2
Sep. 9	at Alabama	24	38	0	349	3	50	0
Sep. 16	Wyoming	11	21	0	131	2	44	1
Sep. 23	at Baylor							
Sep. 30	Kansas							
Oct. 7	vs. Oklahoma							
Oct. 21	at Houston							
Oct. 28	BYU							
Nov. 4	Kansas State							
Nov. 11	at TCU							
Nov. 18	at Iowa State							
Nov. 24	Texas Tech							

EWERS' 2023 GAME-BY-GAME RUSHING STATS

Date	Opponent	Att	Yds	TD	Long	Avg
Sep. 2	Rice	8	12	1	16	1.5
Sep. 9	at Alabama	3	11	0	11	3.7
Sep. 16	Wyoming	2	-5	1	5	-2.5
Sep. 23	at Baylor					
Sep. 30	Kansas					
Oct. 7	vs. Oklahoma					
Oct. 21	at Houston					
Oct. 28	BYU					
Nov. 4	Kansas State					
Nov. 11	at TCU					
Nov. 18	at Iowa State					
Nov. 24	Texas Tech					

EWERS' CAREER PASSING STATS

Year	G	Comp	Att	Int	Yds	TD	Lg	Pct	Avg/PAvg/G	Effic
2022	10	172	296	6	2,177	15	49	58.1	7.4	217.7
2023	3	54	89	0	740	8	50	60.7	8.3	246.7
Career	13	226	385	6	2,917	23	50	58.7	7.6	224.4

EWERS' CAREER RUSHING STATS

Year	G	Att	Yds	TD	Lg	Avg/C	Avg/G
2022	10	24	-52	1	16	-2.2	-5.2
2023	3	13	18	2	16	1.4	6.0
Career	13	37	-34	3	16	-0.9	-2.6

5 ADONAI MITCHELL

WR | 6-4 | 196 | JR-TR

MISSOURI CITY, TEXAS | CANE RIDGE/GEORGIA

CAREER HIGHS

Receptions.....	5, at Tennessee (w/UGA) (2021)
Receiving Yards.....	78, at Alabama (2023)
Receiving TDs.....	2, at Alabama (2023)
Long Reception.....	40 vs. Alabama (w/UGA) (2021)
All-Purpose Yards.....	78, at Alabama (2023)

CAREER TOTALS

100-yard receiving games.....	None
Multiple receiving TD games.....	1, at Alabama

MITCHELL'S 2021 GAME-BY-GAME RECEIVING STATS (UGA)

Date	Opponent	No.	Yds	TD	Long
Sep. 4	vs. Clemson	0	0	0	0
Sep. 11	UAB	2	42	0	32
Sep. 18	South Carolina	4	77	1	38
Sep. 25	at Vanderbilt	3	38	0	21
Oct. 2	Arkansas	0	0	0	0
Oct. 9	at Auburn	2	10	1	7
Oct. 16	Kentucky	3	43	0	22
Oct. 30	at Florida	0	0	0	0
Nov. 6	Missouri	3	38	0	15
Nov. 13	at Tennessee	5	65	0	22
Nov. 20	Charleston Southern	1	12	0	12
Nov. 27	Georgia Tech	1	9	0	9
Dec. 4	vs. Alabama	1	8	0	8
Dec. 31	vs. Michigan	2	34	1	18
Jan. 10	vs. Alabama	2	50	1	40

MITCHELL'S 2022 GAME-BY-GAME RECEIVING STATS (UGA)

Date	Opponent	No.	Yds	TD	Long
Sep. 3	vs. Oregon	4	65	1	27
Sep. 10	Samford	1	4	0	4
Sep. 17	at South Carolina			DNP	
Sep. 24	Kent State			DNP	
Oct. 1	at Missouri			DNP	
Oct. 8	Auburn	0	0	0	0
Oct. 15	Vanderbilt			DNP	
Oct. 29	at Florida			DNP	
Nov. 5	Tennessee			DNP	
Nov. 12	at Mississippi State			DNP	
Nov. 19	at Kentucky			DNP	
Nov. 26	Georgia Tech			DNP	
Dec. 3	vs. LSU	0	0	0	0
Dec. 31	vs. Ohio State	3	43	1	22
Jan. 9	vs. TCU	1	22	1	22

MITCHELL'S 2023 GAME-BY-GAME RECEIVING STATS

Date	Opponent	No.	Yds	TD	Long
Sep. 2	Rice	3	26	1	11
Sep. 9	at Alabama	3	78	2	39
Sep. 16	Wyoming	3	30	0	16
Sep. 23	at Baylor				
Sep. 30	Kansas				
Oct. 7	vs. Oklahoma				
Oct. 21	at Houston				
Oct. 28	BYU				
Nov. 4	Kansas State				
Nov. 11	at TCU				
Nov. 18	at Iowa State				
Nov. 24	Texas Tech				

MITCHELL'S CAREER RECEIVING STATS

Year	G	Rec	Yds	TD	Lg	Rec/G	Avg/C	Avg/G
2021	15	29	426	4	40	1.9	14.7	28.4
2022	6	9	134	3	27	1.5	14.9	22.3
2023	2	6	104	3	39	3.0	17.3	52.0
Georgia	21	38	560	7	40	1.8	14.7	26.7
Texas	3	9	134	3	39	3.0	14.9	44.7
Career	24	47	694	10	40	1.9	14.8	28.9

SELECT PLAYERS GAME-BY-GAME STATISTICS

6 RYAN WATTS

DB | 6-3 | 206 | SR-1L

LITTLE ELM, TEXAS | LITTLE ELM/OHIO STATE

CAREER HIGHS

Tackles.....7, twice, last vs. Iowa State (2022)
Solo tackles.....6, Wyoming (2023)
Tackles for loss.....2.0, TCU (2022)
Sacks.....1, TCU (2022)
Interceptions....1, three times, last at Oklahoma State (2022)
Pass breakups.....2, three times, last at Texas Tech (2022)
Forced fumbles.....None
Fumbles recovered.....None
Blocked kicks.....None

CAREER TOTALS

Games with 5-plus tackles.....7, last vs. Wyoming (2023)
Games with 8-plus tackles.....None
Games with 10-plus tackles.....None

WATTS' 2020 GAME-BY-GAME DEFENSIVE STATS (OSU)

Date	Opponent	TKL(Solo)	TFL	Sacks	Int	PBU	FF	FR	Blk
Oct. 24	Nebraska	1 (1)	0	0	0	0	0	0	0
Oct. 31	at Penn State	0 (0)	0	0	0	0	0	0	0
Nov. 7	Rutgers	3 (3)	0	0	0	0	0	0	0
Nov. 14	at Maryland	Canceled	0						
Nov. 21	Indiana	0 (0)	0	0	0	0	0	0	0
Nov. 28	at Illinois	Canceled	0						
Dec. 5	at Michigan State	0 (0)	0	0	0	0	0	0	0
Dec. 12	Michigan	Canceled	0						
Dec. 19	vs. Northwestern	0 (0)	0	0	0	0	0	0	0
Jan. 1	vs. Clemson	0 (0)	0	0	0	0	0	0	0
Jan. 11	vs. Alabama	%	DNP						

WATTS' 2021 GAME-BY-GAME DEFENSIVE STATS (OSU)

Date	Opponent	TKL(Solo)	TFL	Sacks	Int	PBU	FF	FR	Blk
Sep. 2	at Minnesota	3 (3)	0	0	0	0	0	0	0
Sep. 11	Oregon	0 (0)	0	0	0	0	0	0	0
Sep. 18	Tulsa	0 (0)	0	0	0	0	0	0	0
Sep. 25	Akron		DNP						
Oct. 2	at Rutgers	2 (1)	0	0	1	0	0	0	0
Oct. 9	Maryland	1 (1)	0	0	1	0	0	0	0
Oct. 23	at Indiana	0 (0)	0	0	0	0	0	0	0
Oct. 30	Penn State	0 (0)	0	0	0	0	0	0	0
Nov. 6	at Nebraska	0 (0)	0	0	0	0	0	0	0
Nov. 13	Purdue	0 (0)	0	0	0	0	0	0	0
Nov. 20	Michigan State	0 (0)	0	0	0	0	0	0	0
Nov. 27	at Michigan	0 (0)	0	0	0	0	0	0	0
Jan. 1	vs. Utah	\$	DNP						

WATTS' 2022 GAME-BY-GAME DEFENSIVE STATS

Date	Opponent	TKL(Solo)	TFL	Sacks	Int	PBU	FF	FR	Blk
Sep. 3	ULM	2 (1)	1.0	0.0	0	0	0	0	0
Sep. 10	Alabama	5 (3)	0.0	0.0	0	0	0	0	0
Sep. 17	UTSA	2 (1)	0.0	0.0	0	0	0	0	0
Sep. 24	at Texas Tech	5 (3)	0.0	0.0	0	2	0	0	0
Oct. 1	West Virginia	7 (5)	0.0	0.0	0	1	0	0	0
Oct. 8	vs. Oklahoma	1 (1)	0.0	0.0	0	0	0	0	0
Oct. 15	Iowa State	7 (5)	0.0	0.0	0	0	0	0	0
Oct. 22	at Oklahoma St.	2 (0)	0.0	0.0	1	0	0	0	0
Nov. 5	at Kansas State	6 (5)	1.0	0.0	0	0	0	0	0
Nov. 12	TCU	6 (5)	2.0	1.0	0	0	0	0	0
Nov. 19	at Kansas	2 (2)	0.0	0.0	0	0	0	0	0
Nov. 25	Baylor	4 (2)	0.0	0.0	0	0	0	0	0
Dec. 29	vs. Washington	+2 (0)	0.0	0.0	0	0	0	0	0

WATTS' 2023 GAME-BY-GAME DEFENSIVE STATS

Date	Opponent	TKL(Solo)	TFL	Sacks	Int	PBU	FF	FR	Blk
Sep. 2	Rice	1 (0)	0.0	0.0	0	0	0	0	0
Sep. 9	at Alabama	4 (2)	1.0	0.0	0	0	0	0	1
Sep. 16	Wyoming	6 (6)	0.0	0.0	0	0	0	0	0
Sep. 23	at Baylor								
Sep. 30	Kansas								
Oct. 7	vs. Oklahoma								
Oct. 21	at Houston								
Oct. 28	BYU								
Nov. 4	Kansas State								
Nov. 11	at TCU								
Nov. 18	at Iowa State								
Nov. 24	Texas Tech								

WATTS' CAREER DEFENSIVE STATS

Year	G	Tkl	Solo	TFL-Yds	Sack-Yds	Int	PBU	FF	FR	Blk
2020	7	5	5	0.0-0	0.0-0	0	0	0	0	0
2021	11	6	5	0.0-0	0.0-0	2	0	0	0	0
2022	12	49	33	4.0-17	1.0-10	1	3	0	0	0
2023	3	11	8	1.0-1	0.0-0	0	1	0	0	0
Ohio St.	18	11	10	0.0-0	0.0-0	2	0	0	0	0
Texas	16	62	41	5.0-18	1.0-10	1	4	0	0	0
Career	34	73	51	5.0-18	1.0-10	3	4	0	0	0

7 KEILAN ROBINSON

RB | 5-9 | 188 | SR-2L

WASHINGTON, D.C. | ST. JOHN'S/ALABAMA

CAREER HIGHS

Attempts.....9, three, last vs. Kansas State (2021)
Rushing Yards.....111, at West Virginia (2021)
Rushing TDs.....1, five times, last at West Virginia (2021)
Long Rush.....74, New Mexico State (w/Alabama) (2019)
Receptions.....6, vs. Washington (2022)
Receiving Yards.....40, vs. Washington (2022)
Receiving TDs.....1, at Texas Tech (2022)
Long Reception.....35, at Texas Tech (2022)
All-Purpose Yards.....127, at West Virginia (2021)
Blocked kicks.....1 (punt), Rice (2021)
Blocked punt return for TD.....1, ULM (2022)

CAREER TOTALS

100-yard rushing games.....1, at West Virginia (2021)
Multiple rush TD games.....None

ROBINSON'S 2019 GAME-BY-GAME RUSHING STATS

Date	Opponent	Att	Yds	TD	Long	Avg
Aug. 31	vs. Duke	2	5	0	4	2.5
Sep. 7	New Mexico State	5	80	1	74	16.0
Sep. 14	at South Carolina	4	12	0	4	3.0
Sep. 21	Southern Miss		DNP			
Sep. 28	Ole Miss	5	20	0	8	4.0
Oct. 12	at Texas A&M		DNP			
Oct. 19	Tennessee	3	6	0	4	2.0
Oct. 26	Arkansas	9	29	0	5	3.2
Nov. 9	LSU		DNP			
Nov. 16	at Mississippi State	3	10	0	9	3.3
Nov. 23	Western Carolina	8	92	1	46	11.5
Nov. 30	at Auburn		DNP			
Jan. 1	vs. Michigan @		DNP			

ROBINSON'S 2019 GAME-BY-GAME RECEIVING STATS

Date	Opponent	No.	Yds	TD	Long
Aug. 31	vs. Duke	0	0	0	0
Sep. 7	New Mexico State	0	0	0	0
Sep. 14	at South Carolina	0	0	0	0
Sep. 21	Southern Miss		DNP		
Sep. 28	Ole Miss	0	0	0	0
Oct. 12	at Texas A&M		DNP		
Oct. 19	Tennessee	0	0	0	0
Oct. 26	Arkansas	0	0	0	0
Nov. 9	LSU		DNP		
Nov. 16	at Mississippi State	0	0	0	0
Nov. 23	Western Carolina	0	0	0	0
Nov. 30	at Auburn		DNP		
Jan. 1	vs. Michigan @		DNP		

ROBINSON'S 2019 GAME-BY-GAME KICK RETURN STATS

Date	Opponent	No.	Yds	TD	Long
Aug. 31	vs. Duke	0	0	0	0
Sep. 7	New Mexico State	0	0	0	0
Sep. 14	at South Carolina	0	0	0	0
Sep. 21	Southern Miss		DNP		
Sep. 28	Ole Miss	0	0	0	0
Oct. 12	at Texas A&M		DNP		
Oct. 19	Tennessee	0	0	0	0
Oct. 26	Arkansas	0	0	0	0
Nov. 9	LSU		DNP		
Nov. 16	at Mississippi State	0	0	0	0
Nov. 23	Western Carolina	1	22	0	22
Nov. 30	at Auburn		DNP		
Jan. 1	vs. Michigan @		DNP		

SELECT PLAYERS GAME-BY-GAME STATISTICS

ROBINSON'S 2021 GAME-BY-GAME RUSHING STATS

Date	Opponent	Att	Yds	TD	Long	Avg
Sep. 4	Louisiana	8	41	0	25	5.1
Sep. 11	at Arkansas	6	9	0	6	1.5
Sep. 18	Rice	5	83	1	65	16.6
Sep. 25	Texas Tech	4	42	1	30	10.5
Oct. 2	at TCU	0	0	0	0	0
Oct. 9	vs. Oklahoma	0	0	0	0	0
Oct. 16	Oklahoma State	1	1	0	1	1.0
Oct. 30	at Baylor	0	0	0	0	0
Nov. 6	at Iowa State	3	18	0	8	6.0
Nov. 13	Kansas			DNP		
Nov. 20	at West Virginia	9	111	1	49	12.3
Nov. 26	Kansas State	9	17	0	11	1.9

ROBINSON'S 2021 GAME-BY-GAME RECEIVING STATS

Date	Opponent	No.	Yds	TD	Long
Sep. 4	Louisiana	0	0	0	0
Sep. 11	at Arkansas	0	0	0	0
Sep. 18	Rice	0	0	0	0
Sep. 25	Texas Tech	0	0	1	0
Oct. 2	at TCU	2	13	0	12
Oct. 9	vs. Oklahoma	0	0	0	0
Oct. 16	Oklahoma State	1	25	0	25
Oct. 30	at Baylor	1	-1	0	0
Nov. 6	at Iowa State	1	2	0	2
Nov. 13	Kansas			DNP	
Nov. 20	at West Virginia	1	16	0	16
Nov. 26	Kansas State	1	2	0	2

ROBINSON'S 2022 GAME-BY-GAME RUSHING STATS

Date	Opponent	Att	Yds	TD	Long	Avg
Sep. 3	ULM	1	7	0	7	7.0
Sep. 10	Alabama	1	-2	0	-2	0.0
Sep. 17	UTSA	2	0	0	4	0.0
Sep. 24	at Texas Tech	2	9	0	5	4.5
Oct. 1	West Virginia	0	0	0	0	0.0
Oct. 8	vs. Oklahoma	4	32	0	26	8.0
Oct. 15	Iowa State	0	0	0	0	0.0
Oct. 22	at Oklahoma State	1	-1	0	0	0.0
Nov. 5	at Kansas State	1	-1	0	0	0.0
Nov. 12	TCU	0	0	0	0	0.0
Nov. 19	at Kansas	5	15	0	4	3.0
Nov. 25	Baylor	0	0	0	0	0.0
Dec. 29	vs. Washington +	8	27	0	7	3.4

ROBINSON'S 2022 GAME-BY-GAME RECEIVING STATS

Date	Opponent	No.	Yds	TD	Long
Sep. 3	ULM	0	0	0	0
Sep. 10	Alabama	1	5	0	5
Sep. 17	UTSA	1	10	0	10
Sep. 24	at Texas Tech	1	35	1	35
Oct. 1	West Virginia	3	26	0	17
Oct. 8	vs. Oklahoma	2	28	1	15
Oct. 15	Iowa State	0	0	0	0
Oct. 22	at Oklahoma State	1	19	0	19
Nov. 5	at Kansas State	2	20	0	11
Nov. 12	TCU	0	0	0	0
Nov. 19	at Kansas	2	17	1	15
Nov. 25	Baylor	1	19	0	19
Dec. 29	vs. Washington +	6	40	0	15

ROBINSON'S 2022 GAME-BY-GAME KICK RETURN STATS

Date	Opponent	No.	Yds	TD	Long
Sep. 3	ULM	0	0	0	0
Sep. 10	Alabama	0	0	0	0
Sep. 17	UTSA	1	26	0	26
Sep. 24	at Texas Tech	1	30	0	30
Oct. 1	West Virginia	1	26	0	26
Oct. 8	vs. Oklahoma	0	0	0	0
Oct. 15	Iowa State	3	52	0	22
Oct. 23	at Oklahoma State	4	109	0	38
Nov. 5	at Kansas State	0	0	0	0
Nov. 12	TCU	2	73	0	52
Nov. 19	at Kansas	1	29	0	29
Nov. 25	Baylor	1	18	0	18
Dec. 29	vs. Washington +	2	40	0	20

ROBINSON'S 2023 GAME-BY-GAME RUSHING STATS

Date	Opponent	Att	Yds	TD	Long	Avg
Sep. 2	Rice	1	3	0	3	3.0
ep. 9	at Alabama	3	6	0	3	2.0
Sep. 16	Wyoming	0	0	0	0	0.0
Sep. 23	at Baylor					
Sep. 30	Kansas					
Oct. 7	vs. Oklahoma					
Oct. 21	at Houston					
Oct. 28	BYU					
Nov. 4	Kansas State					
Nov. 11	at TCU					
Nov. 18	at Iowa State					
Nov. 24	Texas Tech					

ROBINSON'S 2023 GAME-BY-GAME RECEIVING STATS

Date	Opponent	No.	Yds	TD	Long
Sep. 2	Rice	1	11	0	11
Sep. 9	at Alabama	1	3	0	3
Sep. 16	Wyoming	1	16	0	16
Sep. 23	at Baylor				
Sep. 30	Kansas				
Oct. 7	vs. Oklahoma				
Oct. 21	at Houston				
Oct. 28	BYU				
Nov. 4	Kansas State				
Nov. 11	at TCU				
Nov. 18	at Iowa State				
Nov. 24	Texas Tech				

ROBINSON'S 2023 GAME-BY-GAME KICK RETURN STATS

Date	Opponent	No.	Yds	TD	Long
Sep. 2	Rice	1	13	0	13
Sep. 9	at Alabama	1	22	0	22
Sep. 16	Wyoming	2	52	0	27
Sep. 23	at Baylor				
Sep. 30	Kansas				
Oct. 7	vs. Oklahoma				
Oct. 21	at Houston				
Oct. 28	BYU				
Nov. 4	Kansas State				
Nov. 11	at TCU				
Nov. 18	at Iowa State				
Nov. 24	Texas Tech				

ROBINSON'S CAREER RUSHING STATS

Year	G	Att	Yds	TD	Lg	Avg/C	Avg/G
2019	8	39	254	2	74	6.5	31.8
2021	11	45	322	3	65	7.2	29.3
2022	13	25	86	0	26	3.4	6.6
2023	3	4	9	0	3	2.3	3.0
Alabama	8	39	254	2	74	6.5	31.8
Texas	27	74	417	3	65	5.6	16.0
Career	35	113	671	5	74	5.9	19.2

ROBINSON'S CAREER RECEIVING STATS

Year	G	Rec	Yds	TD	Lg	Rec/G	Avg/C	Avg/G
2019	8	0	0	0	0	0.0	0.0	0.0
2021	11	7	57	0	25	0.6	8.1	5.2
2022	13	20	219	3	35	1.5	11.0	16.8
2023	3	3	30	0	16	1.0	10.0	10.0
Alabama	8	0	0	0	0	0.0	0.0	0.0
Texas	27	30	306	3	35	1.1	10.2	11.3
Career	35	30	306	3	35	0.9	10.2	8.8

ROBINSON'S CAREER KICK RETURN STATS

Year	G	Ret	Yds	TD	Lg	Ret/G	Avg/R	Avg/G
2019	8	1	22	0	22	0.1	22.0	2.8
2021	11	0	0	0	0	0.0	0.0	0.0
2022	13	16	403	0	52	1.2	25.2	31.0
2023	3	4	87	0	27	1.3	21.8	29.0
Alabama	8	1	22	0	22	0.1	22.0	2.8
Texas	27	20	490	0	52	0.7	24.5	18.1
Career	35	21	512	0	52	0.6	24.3	12.9

8 TERRANCE BROOKS

DB | 6-0 | 200 | 50-1L
LITTLE ELM, TEXAS | LITTLE ELM

CAREER HIGHS

Tackles.....	4, TCU (2022)
Solo tackles.....	3, TCU (2022)
Tackles for loss.....	None
Sacks.....	None
Interceptions.....	None
Pass breakups.....	2, vs. Washington (2022)
Forced fumbles.....	None
Fumbles recovered.....	None
Blocked kicks.....	None

CAREER TOTALS

Games with 5-plus tackles.....	None
Games with 8-plus tackles.....	None
Games with 10-plus tackles.....	None

BROOKS' 2022 GAME-BY-GAME DEFENSIVE STATS

Date	Opponent	TKL(Solo)	TFL	Sacks	Int	PBU	FF	FR	Blk
Sep. 3	ULM	1 (0)	0.0	0.0	0	0	0	0	0
Sep. 10				DNP					
Sep. 17	UTSA	0 (0)	0.0	0.0	0	0	0	0	0
Sep. 24	at Texas Tech			DNP					
Oct. 1	West Virginia			DNP					
Oct. 8	vs. Oklahoma	0 (0)	0.0	0.0	0	0	0	0	0
Oct. 15	Iowa State	1 (1)	0.0	0.0	0	0	0	0	0
Oct. 22	at Oklahoma St.			DNP					
Nov. 5	at Kansas State	0 (0)	0.0	0.0	0	0	0	0	0
Nov. 12	TCU	4 (3)	0.0	0.0	0	0	0	0	0
Nov. 19	at Kansas	1 (0)	0.0	0.0	0	0	0	0	0
Nov. 25	Baylor	1 (0)	0.0	0.0	0	1	0	0	0
Dec. 29	vs. Washington	1 (1)	0.0	0.0	0	2	0	0	0

BROOKS' 2023 GAME-BY-GAME DEFENSIVE STATS

Date	Opponent	TKL(Solo)	TFL	Sacks	Int	PBU	FF	FR	Blk
Sep. 2	Rice	0 (0)	0.0	0.0	0	1	0	0	0
Sep. 9	at Alabama	0 (0)	0.0	0.0	0	0	0	0	0
Sep. 16	Wyoming	1 (0)	0.0	0.0	0	0	0	0	0
Sep. 23	at Baylor								
Sep. 30	Kansas								
Oct. 7	vs. Oklahoma								
Oct. 21	at Houston								
Oct. 28	BYU								
Nov. 4	Kansas State								
Nov. 11	at TCU								
Nov. 18	at Iowa State								
Nov. 24	Texas Tech								

BROOKS' CAREER DEFENSIVE STATS

Year	G	Tkl	Solo	TFL-Yds	Sack-Yds	Int	PBU	FF	FR	Blk
2022	9	9	5	0.0-0	0.0-0	0	3	0	0	0
2023	3	1	0	0.0-0	0.0-0	0	1	0	0	0
Career	12	10	5	0.0-0	0.0-0	0	4	0	0	0

SELECT PLAYERS GAME-BY-GAME STATISTICS

13 JORDAN WHITTINGTON

WR | 6-1 | 204 | SR-3L
CUERO, TEXAS | CUERO

CAREER HIGHS

Receptions..... 10, vs. Oklahoma (2020)
Receiving Yards..... 113, Louisiana (2021)
Receiving TDs..... 1, three times, last at TCU (2021)
Long Reception..... 43, UTEP (2020)
Rushing Attempts..... 1, three time, last vs. Oklahoma (2021)
Rushing Yards..... 15, twice, last at Kansas State (2020)
Rushing Touchdowns..... 1, at Kansas State (2020)

CAREER TOTALS

10-catch games..... 1, vs. Oklahoma (2020)
100-yard receiving games..... 1, Louisiana (2021)
Multiple receiving TD games..... None

WHITTINGTON'S 2019 GAME-BY-GAME RECEIVING STATS

Date	Opponent	No.	Yds	TD	Long
Aug. 31	Louisiana Tech	2	17	0	14
Sep. 7	LSU		DNP		
Sep. 14	at Rice		DNP		
Sep. 21	Oklahoma State		DNP		
Oct. 5	at West Virginia		DNP		
Oct. 12	vs. Oklahoma		DNP		
Oct. 19	Kansas		DNP		
Oct. 26	at TCU		DNP		
Nov. 9	Kansas State		DNP		
Nov. 16	at Iowa State		DNP		
Nov. 23	at Baylor		DNP		
Nov. 29	Texas Tech		DNP		
Dec. 31	vs. Utah*		DNP		

WHITTINGTON'S 2020 GAME-BY-GAME RECEIVING STATS

Date	Opponent	No.	Yds	TD	Long
Sep. 12	UTEP	2	45	0	43
Sep. 26	at Texas Tech		DNP		
Oct. 3	TCU		DNP		
Oct. 10	vs. Oklahoma	10	65	0	20
Oct. 24	Baylor		DNP		
Oct. 31	at Oklahoma State		DNP		
Nov. 7	West Virginia		DNP		
Nov. 21	Iowa State	3	26	0	13
Dec. 5	at Kansas State	3	35	0	32
Dec. 12	at Kansas		Canceled		
Dec. 29	vs. Colorado#	3	35	0	34

WHITTINGTON'S 2021 GAME-BY-GAME RECEIVING STATS

Date	Opponent	No.	Yds	TD	Long
Sep. 4	Louisiana	7	113	1	41
Sep. 11	at Arkansas	5	32	0	15
Sep. 18	Rice	1	7	0	7
Sep. 25	Texas Tech	5	93	1	36
Oct. 2	at TCU	3	79	1	37
Oct. 9	vs. Oklahoma	3	35	0	16
Oct. 16	Oklahoma State		DNP		
Oct. 30	at Baylor		DNP		
Nov. 6	at Iowa State		DNP		
Nov. 13	Kansas		DNP		
Nov. 20	at West Virginia	0	0	0	0
Nov. 26	Kansas State	2	18	0	9

WHITTINGTON'S 2022 GAME-BY-GAME RECEIVING STATS

Date	Opponent	No.	Yds	TD	Long
Sep. 3	ULM	3	26	0	11
Sep. 10	Alabama	7	64	0	17
Sep. 17	UTSA	4	56	0	26
Sep. 24	at Texas Tech	4	53	0	15
Oct. 1	West Virginia	3	58	0	31
Oct. 8	vs. Oklahoma	5	97	0	32
Oct. 15	Iowa State	2	27	1	22
Oct. 22	at Oklahoma State	1	23	0	23
Nov. 5	at Kansas State	2	22	0	18
Nov. 12	TCU	6	78	0	25
Nov. 19	at Kansas	6	56	0	21
Nov. 25	Baylor	2	48	0	29
Dec. 29	vs. Washington	5	44	0	13

WHITTINGTON'S 2023 GAME-BY-GAME RECEIVING STATS

Date	Opponent	No.	Yds	TD	Long
Sep. 2	Rice	4	47	0	26
Sep. 9	at Alabama	3	44	0	31
Sep. 16	Wyoming	1	14	0	14
Sep. 23	at Baylor				
Sep. 30	Kansas				
Oct. 7	vs. Oklahoma				
Oct. 21	at Houston				
Oct. 28	BYU				
Nov. 4	Kansas State				
Nov. 11	at TCU				
Nov. 18	at Iowa State				
Nov. 24	Texas Tech				

WHITTINGTON'S CAREER RECEIVING STATS

Year	G	Rec	Yds	TD	Lg	Rec/G	Avg/C	Avg/G
2019	1	2	17	0	14	2.0	8.5	17.0
2020	5	21	206	0	43	4.2	9.8	41.2
2021	8	26	377	3	41	3.3	14.5	47.1
2022	13	50	652	1	32	3.8	13.0	50.2
2023	3	8	105	0	31	2.7	13.1	35.0
Career	30	107	1,405	4	43	3.6	13.1	46.8

23 JAHDAE BARRON

DB | 5-11 | 192 | SR-3L
ROUND ROCK, TEXAS | CONNALLY

CAREER HIGHS

Tackles..... 12, at Oklahoma State (2022)
Solo tackles..... 8, TCU (2022)
Tackles for loss..... 3.5, TCU (2022)
Sacks..... 1, Baylor (2022)
Interceptions..... 1, three times, last at Alabama (2023)
Pass breakups..... 1, six times, last vs. Wyoming (2023)
Forced fumbles..... 1, Iowa State (2022)
Fumbles recovered..... 1, TCU (2022)

CAREER TOTALS

Games with 5-plus tackles..... 9, last vs. Wyoming (2023)
Games with 8-plus tackles..... 4, last vs. Wyoming (2023)
Games with 10-plus tackles..... 3, last vs. TCU (2022)

BARRON'S 2020 GAME-BY-GAME DEFENSIVE STATS

Date	Opponent	TKL(Solo)	TFL	Sacks	Int	PBU	FF	FR	Blk
Sep. 12	UTEP	2 (2)	0.0	0.0	0	1	0	0	0
Sep. 26	at Texas Tech	0 (0)	0.0	0.0	0	0	0	0	0
Oct. 3	TCU	0 (0)	0.0	0.0	0	0	0	0	0
Oct. 10	vs. Oklahoma	0 (0)	0.0	0.0	0	0	0	0	0
Oct. 24	Baylor			DNP					
Oct. 31	at Oklahoma State			DNP					
Nov. 7	West Virginia			DNP					
Nov. 27	Iowa State			DNP					
Dec. 5	at Kansas State			DNP					
Dec. 12	at Kansas			Canceled					
Dec. 29	vs. Colorado#	1 (1)	0.0	0.0	0	0	0	0	0

BARRON'S 2021 GAME-BY-GAME DEFENSIVE STATS

Date	Opponent	TKL(Solo)	TFL	Sacks	Int	PBU	FF	FR	Blk
Sep. 4	Louisiana	2 (0)	0.0	0.0	0	0	0	0	0
Sep. 11	at Arkansas	1 (1)	0.0	0.0	0	0	0	0	0
Sep. 18	Rice			DNP					
Sep. 25	Texas Tech			DNP					
Oct. 2	at TCU			DNP					
Oct. 9	vs. Oklahoma	1 (1)	0.0	0.0	0	0	0	0	0
Oct. 16	Oklahoma State	1 (1)	0.0	0.0	0	1	0	0	0
Oct. 30	at Baylor	1 (0)	0.0	0.0	0	0	0	0	0
Nov. 6	at Iowa State	3 (3)	0.0	0.0	0	0	1	0	0
Nov. 13	Kansas	2 (1)	0.0	0.0	0	1	0	0	0
Nov. 20	at West Virginia	4 (2)	1.0	0.0	0	1	0	0	0
Nov. 26	Kansas State	3 (3)	0.0	0.0	0	0	0	0	0

BARRON'S 2022 GAME-BY-GAME DEFENSIVE STATS

Date	Opponent	TKL(Solo)	TFL	Sacks	Int	PBU	FF	FR	Blk
Sep. 3	ULM	1 (0)	0.0	0.0	0	0	0	0	0
Sep. 10	Alabama	4 (2)	0.5	0.0	0	0	0	0	0
Sep. 17	UTSA	6 (3)	0.0	0.0	1	0	0	0	0
Sep. 24	at Texas Tech	10 (6)	2.0	0.0	0	0	0	0	0
Oct. 1	West Virginia	6 (5)	1.0	0.0	0	0	0	0	0
Oct. 8	vs. Oklahoma	6 (3)	0.5	0.0	1	0	0	0	0
Oct. 15	Iowa State	3 (1)	0.0	0.0	0	0	0	0	0
Oct. 22	at Oklahoma St.	12 (6)	1.5	0.0	0	0	0	0	0
Nov. 5	at Kansas State	3 (3)	0.0	0.0	0	1	0	0	0
Nov. 12	TCU	11 (8)	3.5	0.0	0	0	0	1	0
Nov. 19	at Kansas	4 (1)	0.5	0.0	0	0	0	0	0
Nov. 25	Baylor	5 (2)	2.0	1.0	0	1	0	0	0
Dec. 29	vs. Washington +	7 (3)	0.0	0.0	0	0	0	0	0

BARRON'S 2023 GAME-BY-GAME DEFENSIVE STATS

Date	Opponent	TKL(Solo)	TFL	Sacks	Int	PBU	FF	FR	Blk
Sep. 2	Rice	2 (0)	0.0	0.0	0	0	0	0	0
Sep. 9	at Alabama	4 (3)	0.0	0.0	1	0	0	0	0
Sep. 16	Wyoming	9 (6)	0.0	0.0	0	1	0	0	0
Sep. 23	at Baylor								
Sep. 30	Kansas								
Oct. 7	vs. Oklahoma								
Oct. 21	at Houston								
Oct. 28	BYU								
Nov. 4	Kansas State								
Nov. 11	at TCU								
Nov. 18	at Iowa State								
Nov. 24	Texas Tech								

BARRON'S CAREER DEFENSIVE STATS

Year	G	TKL	Solo	TFL-Yds	Sack-Yds	Int	PBU	FF	FR	Blk
2020	5	3	3	0.0-0	0.0-0	0	1	0	0	0
2021	9	18	12	1.0-1	0.0-0	0	3	1	0	0
2022	13	78	43	11.5-32	1.0-6	2	2	0	1	0
2023	3	15	9	0.0-0	0.0-0	1	1	0	0	0
Career	30	114	67	12.5-33	1.0-6	3	7	1	1	0

SELECT PLAYERS GAME-BY-GAME STATISTICS

24 JONATHON BROOKS

RB | 6-0 | 207 | SO-1L

HALLETTVILLE, TEXAS | HALLETTVILLE

CAREER HIGHS

Attempts	21, Wyoming (2023)
Rushing Yards	164, Wyoming (2023)
Rushing TDs	2, at Kansas (2022)
Long Rush	70, at Kansas (2022)
Receptions	2, twice, last vs. Rice (2023)
Receiving Yards	42, vs. Rice (2023)
Receiving TDs	1, twice, last vs. Rice (2023)
Long Reception	37, vs. Rice (2023)
All-Purpose Yards	164, Wyoming (2023)

CAREER TOTALS

100-yard rushing games	2, last vs. Wyoming (2023)
Multiple rush TD games	1, at Kansas (2022)

BROOKS' 2021 GAME-BY-GAME RUSHING STATS

Date	Opponent	Att	Yds	TD	Long	Avg
Sep. 4	Louisiana			DNP		
Sep. 11	at Arkansas			DNP		
Sep. 18	Rice	9	63	1	25	7.0
Sep. 25	Texas Tech	7	47	0	15	6.7
Oct. 2	at TCU			DNP		
Oct. 9	vs. Oklahoma	0	0	0	0	0
Oct. 16	Oklahoma State			DNP		
Oct. 30	at Baylor			DNP		
Nov. 6	at Iowa State			DNP		
Nov. 13	Kansas	5	33	0	14	6.6
Nov. 20	at West Virginia			DNP		
Nov. 26	Kansas State			DNP		

BROOKS' 2021 GAME-BY-GAME RECEIVING STATS

Date	Opponent	No.	Yds	TD	Long
Sep. 4	Louisiana			DNP	
Sep. 11	at Arkansas			DNP	
Sep. 18	Rice	0	0	0	0
Sep. 25	Texas Tech	0	0	0	0
Oct. 2	at TCU			DNP	
Oct. 9	vs. Oklahoma	0	0	0	0
Oct. 16	Oklahoma State			DNP	
Oct. 30	at Baylor			DNP	
Nov. 6	at Iowa State			DNP	
Nov. 13	Kansas	1	12	0	12
Nov. 20	at West Virginia			DNP	
Nov. 26	Kansas State			DNP	

BROOKS' 2022 GAME-BY-GAME RUSHING STATS

Date	Opponent	Att	Yds	TD	Long	Avg
Sep. 3	ULM	6	32	1	19	5.3
Sep. 10	Alabama			DNP		
Sep. 17	UTSA	0	0	0	0	0.0
Sep. 24	at Texas Tech			DNP		
Oct. 1	West Virginia	0	0	0	0	0.0
Oct. 8	vs. Oklahoma	7	39	1	18	5.6
Oct. 15	Iowa State			DNP		
Oct. 22	at Oklahoma State			DNP		
Nov. 5	at Kansas State			DNP		
Nov. 12	TCU			DNP		
Nov. 19	at Kansas	11	108	2	70	9.8
Nov. 25	Baylor	0	0	0	0	0.0
Dec. 29	vs. Washington +	6	18	1	5	3.0

BROOKS' 2022 GAME-BY-GAME RECEIVING STATS

Date	Opponent	No.	Yds	TD	Long
Sep. 3	ULM	0	0	0	0
Sep. 10	Alabama			DNP	
Sep. 17	UTSA	0	0	0	0
Sep. 24	at Texas Tech			DNP	
Oct. 1	West Virginia	0	0	0	0
Oct. 8	vs. Oklahoma	0	0	0	0
Oct. 15	Iowa State			DNP	
Oct. 22	at Oklahoma State			DNP	
Nov. 5	at Kansas State			DNP	
Nov. 12	TCU			DNP	
Nov. 19	at Kansas	0	0	0	0
Nov. 25	Baylor	0	0	0	0
Dec. 29	vs. Washington +	2	37	1	34

BROOKS' 2023 GAME-BY-GAME RUSHING STATS

Date	Opponent	Att	Yds	TD	Long	Avg
Sep. 2	Rice	12	52	0	18	4.3
Sep. 9	at Alabama	14	57	1	14	4.1
Sep. 16	Wyoming	21	164	0	61	7.8
Sep. 23	at Baylor					
Sep. 30	Kansas					
Oct. 7	vs. Oklahoma					
Oct. 21	at Houston					
Oct. 28	BYU					
Nov. 4	Kansas State					
Nov. 11	at TCU					
Nov. 18	at Iowa State					
Nov. 24	Texas Tech					

BROOKS' 2023 GAME-BY-GAME RECEIVING STATS

Date	Opponent	No.	Yds	TD	Long
Sep. 2	Rice	2	42	1	37
Sep. 9	at Alabama	1	4	0	4
Sep. 16	Wyoming	0	0	0	0
Sep. 23	at Baylor				
Sep. 30	Kansas				
Oct. 7	vs. Oklahoma				
Oct. 21	at Houston				
Oct. 28	BYU				
Nov. 4	Kansas State				
Nov. 11	at TCU				
Nov. 18	at Iowa State				
Nov. 24	Texas Tech				

BROOKS' CAREER RUSHING STATS

Year	G	Att	Yds	TD	Lg	Avg/C	Avg/G
2021	4	21	143	1	25	6.8	35.8
2022	7	30	197	5	70	6.6	28.1
2023	3	47	273	1	61	5.8	91.0
Career	14	98	613	7	70	6.3	43.8

BROOKS' CAREER RECEIVING STATS

Year	G	Rec	Yds	TD	Lg	Rec/G	Avg/C	Avg/G
2021	4	1	12	0	12	0.3	12.0	3.0
2022	7	2	37	1	34	0.3	18.5	5.3
2023	3	3	46	1	37	1.0	15.3	15.3
Career	14	6	95	2	37	0.4	15.8	6.8

28 JERRIN THOMPSON

DB | 6-0 | 191 | SR-3L

LUFKIN, TEXAS | LUFKIN

CAREER HIGHS

Tackles	11, twice, last vs. Washington (2022)
Solo tackles	7, twice, last vs. Washington (2022)
Tackles for loss	1.0, four times, last at Kansas (2022)
Sacks	None
Interceptions	1, four times, last vs. Wyoming (2023)
Pass breakups	3, at Oklahoma State (2022)
Forced fumbles	1, Rice (2021)
Fumbles recovered	None

CAREER TOTALS

Games with 5-plus tackles	13, last vs. Washington (2022)
Games with 8-plus tackles	4, last vs. Washington (2022)
Games with 10-plus tackles	3, last vs. Washington (2022)

THOMPSON'S 2020 GAME-BY-GAME DEFENSIVE STATS

Date	Opponent	TKL(Solo)	TFL	Sacks	Int	PBU	FF	FR	Blk
Sep. 12	UTEP	1 (0)	0.0	0.0	0	0	0	0	0
Sep. 26	at Texas Tech	0 (0)	0.0	0.0	0	0	0	0	0
Oct. 3	TCU	0 (0)	0.0	0.0	0	0	0	0	0
Oct. 10	vs. Oklahoma	3 (1)	0.0	0.0	0	0	0	0	0
Oct. 24	Baylor	0 (0)	0.0	0.0	0	0	0	0	0
Oct. 31	at Oklahoma State	0 (0)	0.0	0.0	0	0	0	0	0
Nov. 7	West Virginia	1 (1)	0.0	0.0	0	0	0	0	0
Nov. 27	Iowa State	0 (0)	0.0	0.0	0	0	0	0	0
Dec. 5	at Kansas State	3 (3)	0.0	0.0	1	1	0	0	0
Dec. 12	at Kansas								
Dec. 29	vs. Colorado#	6 (5)	0.0	0.0	0	0	0	0	0

THOMPSON'S 2021 GAME-BY-GAME DEFENSIVE STATS

Date	Opponent	TKL(Solo)	TFL	Sacks	Int	PBU	FF	FR	Blk
Sep. 4	Louisiana	0 (0)	0.0	0.0	0	0	0	0	0
Sep. 11	at Arkansas	5 (4)	1.0	0.0	0	0	0	0	0
Sep. 18	Rice	3 (2)	0.0	0.0	0	0	1	0	0
Sep. 25	Texas Tech	4 (2)	0.0	0.0	0	0	0	0	0
Oct. 2	at TCU	5 (1)	0.0	0.0	0	0	0	0	0
Oct. 9	vs. Oklahoma	3 (3)	0.0	0.0	0	0	0	0	0
Oct. 16	Oklahoma State	2 (1)	0.0	0.0	0	0	0	0	0
Oct. 30	at Baylor	5 (2)	1.0	0.0	0	0	0	0	0
Nov. 6	at Iowa State	1 (0)	0.0	0.0	0	2	0	0	0
Nov. 13	Kansas	4 (3)	1.0	0.0	0	1	0	0	0
Nov. 20	at West Virginia	4 (3)	0.0	0.0	0	0	0	0	0
Nov. 26	Kansas State	5 (5)	0.0	0.0	0	0	0	0	0

THOMPSON'S 2022 GAME-BY-GAME DEFENSIVE STATS

Date	Opponent	TKL(Solo)	TFL	Sacks	Int	PBU	FF	FR	Blk
Sep. 3	ULM	4 (2)	0.0	0.0	0	0	0	0	0
Sep. 10	Alabama	7 (4)	0.0	0.0	0	0	0	0	0
Sep. 17	UTSA	4 (4)	0.0	0.0	0	0	0	0	0
Sep. 24	at Texas Tech	10 (7)	0.0	0.0	0	1	0	0	0
Oct. 1	West Virginia	10 (6)	0.0	0.0	0	1	0	0	0
Oct. 8	vs. Oklahoma	7 (4)	0.0	0.0	0	0	0	0	0
Oct. 15	Iowa State	4 (3)	0.0	0.0	0	1	0	0	0
Oct. 22	at Oklahoma St.	5 (3)	0.0	0.0	0	3	0	0	0
Nov. 5	at Kansas State	6 (4)	0.0	0.0	0	0	0	0	0
Nov. 12	TCU	2 (0)	0.0	0.0	0	0	0	0	0
Nov. 19	at Kansas	4 (2)	0.5	0.0	0	1	0	0	0
Nov. 25	Baylor	9 (4)	0.0	0.0	0	0	0	0	0
Dec. 29	vs. Washington +	11 (7)	0.0	0.0	1	0	0	0	0

THOMPSON'S 2023 GAME-BY-GAME DEFENSIVE STATS

Date	Opponent	TKL(Solo)	TFL	Sacks	Int	PBU	FF	FR	Blk
Sep. 2	Rice	1 (0)	0.0	0.0	0	0	0	0	0
Sep. 9	at Alabama	4 (1)	0.0	0.0	1	0	0	0	0
Sep. 16	Wyoming	3 (2)	0.0	0.0	1	0	0	0	0
Sep. 23	at Baylor								
Sep. 30	Kansas								
Oct. 7	vs. Oklahoma								
Oct. 21	at Houston								
Oct. 28	BYU								
Nov. 4	Kansas State								
Nov. 11	at TCU								
Nov. 18	at Iowa State								
Nov. 24	Texas Tech								

THOMPSON'S CAREER DEFENSIVE STATS

Year	G	Tkl	Solo	TFL-Yds	Sack-Yds	Int	PBU	FF	FR	Blk
2020	10	14	10	0.0-0	0.0-0	1	1	0	0	0
2021	12	41	26	3.0-6	0.0-0	0	3	1	0	0
2022	13	83	50	0.5-1	0.0-0	1	7	0	0	0
2023	3	8	3	0.0-0	0.0-0	2	1	0	0	0
Career	38	146	89	3.5-7	0.0-0	4	12	1	0	0

SELECT PLAYERS GAME-BY-GAME STATISTICS

90 BYRON MURPHY II

DL | 6-1 | 308 | JR-2L
DESOTO, TEXAS | DESOTO

CAREER HIGHS

Tackles.....5, at Texas Tech (2022)
Solo tackles.....5, at Texas Tech (2022)
Tackles for loss.....1.5, at Iowa State (2021)
Sacks.....1.0, three times, last vs. Oklahoma (2022)
Interceptions.....None
Pass breakups.....None
Forced fumbles.....None
Fumbles recovered.....None

CAREER TOTALS

Games with 5-plus tackles.....1, at Texas Tech (2022)
Games with 8-plus tackles.....None
Games with 10-plus tackles.....None

MURPHY'S 2021 GAME-BY-GAME DEFENSIVE STATS

Date	Opponent	TKL(Solo)	TFL	Sacks	Int	PBU	FF	FR	Blk
Sep. 4	Louisiana	0 (0)	0.0	0.0	0	0	0	0	0
Sep. 11	at Arkansas	2 (2)	0.0	0.0	0	0	0	0	0
Sep. 18	Rice	2 (1)	1.0	1.0	0	0	0	0	0
Sep. 25	Texas Tech	2 (1)	0.0	0.0	0	0	0	0	0
Oct. 2	at TCU	2 (1)	1.0	0.0	0	0	0	0	0
Oct. 9	vs. Oklahoma	0 (0)	0.0	0.0	0	0	0	0	0
Oct. 16	Oklahoma State	0 (0)	0.0	0.0	0	0	0	0	0
Oct. 30	at Baylor	3 (3)	0.0	0.0	0	0	0	0	0
Nov. 6	at Iowa State	3 (1)	1.5	1.0	0	0	0	0	0
Nov. 13	Kansas	1 (1)	0.0	0.0	0	0	0	0	0
Nov. 20	at West Virginia	0 (0)	0.0	0.0	0	0	0	0	0
Nov. 26	Kansas State	0 (0)	0.0	0.0	0	0	0	0	0

MURPHY'S 2022 GAME-BY-GAME DEFENSIVE STATS

Date	Opponent	TKL(Solo)	TFL	Sacks	Int	PBU	FF	FR	Blk
Sep. 3	ULM	2 (1)	0.0	0.0	0	0	0	0	0
Sep. 10	Alabama	2 (1)	0.0	0.0	0	0	0	0	0
Sep. 17	UTSA	2 (0)	0.5	0.0	0	0	0	0	0
Sep. 24	at Texas Tech	5 (4)	0.0	0.0	0	0	0	0	0
Oct. 1	West Virginia	3 (1)	1.0	0.0	0	0	0	0	0
Oct. 8	vs. Oklahoma	1 (1)	1.0	1.0	0	0	0	0	0
Oct. 15	Iowa State	0 (0)	0.0	0.0	0	0	0	0	0
Oct. 22	at Oklahoma St.	3 (0)	0.5	0.0	0	0	0	0	0
Nov. 5	at Kansas State	0 (0)	0.0	0.0	0	0	0	0	0
Nov. 12	TCU	1 (0)	0.0	0.0	0	0	0	0	0
Nov. 19	at Kansas	3 (1)	0.0	0.0	0	0	0	0	0
Nov. 25	Baylor	1 (0)	0.0	0.0	0	0	0	0	0
Dec. 29	vs. Washington +3	0 (0)	0.0	0.0	0	0	0	0	0

MURPHY'S 2023 GAME-BY-GAME DEFENSIVE STATS

Date	Opponent	TKL(Solo)	TFL	Sacks	Int	PBU	FF	FR	Blk
Sep. 2	Rice	3 (0)	0.5	0.5	0	0	0	0	0
Sep. 9	at Alabama	2 (1)	0.0	0.0	0	0	0	0	0
Sep. 16	Wyoming	2 (0)	0.0	0.0	0	0	0	0	0
Sep. 23	at Baylor								
Sep. 30	Kansas								
Oct. 7	vs. Oklahoma								
Oct. 21	at Houston								
Oct. 28	BYU								
Nov. 4	Kansas State								
Nov. 11	at TCU								
Nov. 18	at Iowa State								
Nov. 24	Texas Tech								

MURPHY'S CAREER DEFENSIVE STATS

Year	G	Tkl	Solo	TFL-Yds	Sack-Yds	Int	PBU	FF	FR	Blk
2021	12	15	10	3.5-9	2.0-6	0	0	0	0	0
2022	13	26	9	3.0-13	1.0-7	0	0	0	0	0
2023	3	7	1	0.5-4	0.5-4	0	0	0	0	0
Career	28	48	20	7.0-26	3.5-17	0	0	0	0	0

93 T'VONDRE SWEAT

DL | 6-4 | 362 | SR-4L
HUNTSVILLE, TEXAS | HUNTSVILLE

CAREER HIGHS

Tackles.....5, three, last vs. Rice (2023)
Solo tackles.....2, eight times, last vs. Rice (2023)
Tackles for loss.....2.0, vs. Oklahoma (2022)
Sacks.....1.0, three times, last at West Virginia (2021)
Interceptions.....None
Pass breakups.....1, nine times, last vs. Washington (2022)
Forced fumbles.....1, vs. Oklahoma (2020)
Fumbles recovered.....1, twice, last vs. TCU (2020)
Blocked kicks.....None

CAREER TOTALS

Games with 5-plus tackles.....3, last vs. Rice (2023)
Games with 8-plus tackles.....None
Games with 10-plus tackles.....None

SWEAT'S 2019 GAME-BY-GAME DEFENSIVE STATS

Date	Opponent	TKL(Solo)	TFL	Sacks	Int	PBU	FF	FR	Blk
Aug. 31	Louisiana Tech	1 (0)	0.0	0.0	0	1	0	0	0
Sep. 7	LSU	0 (0)	0.0	0.0	0	0	0	0	0
Sep. 14	at Rice	1 (0)	0.0	0.0	0	0	0	0	0
Sep. 21	Oklahoma State	0 (0)	0.0	0.0	0	0	0	0	0
Oct. 5	at West Virginia	2 (1)	0.0	0.0	0	1	0	0	0
Oct. 12	vs. Oklahoma	0 (0)	0.0	0.0	0	0	0	0	0
Oct. 19	Kansas	1 (1)	0.0	0.0	0	0	0	0	0
Oct. 26	at TCU	0 (0)	0.0	0.0	0	0	0	0	0
Nov. 9	Kansas State	2 (2)	1.0	1.0	0	0	0	0	0
Nov. 16	at Iowa State	0 (0)	0.0	0.0	0	0	0	0	0
Nov. 23	at Baylor	0 (0)	0.0	0.0	0	0	0	0	0
Nov. 29	Texas Tech	0 (0)	0.0	0.0	0	0	0	1	0
Dec. 31	vs. Utah*	2 (0)	0.0	0.0	0	0	0	0	0

SWEAT'S 2020 GAME-BY-GAME DEFENSIVE STATS

Date	Opponent	TKL(Solo)	TFL	Sacks	Int	PBU	FF	FR	Blk
Sep. 12	UTEP	1 (1)	0.0	0.0	0	0	0	0	0
Sep. 26	at Texas Tech	0 (0)	0.0	0.0	0	0	0	0	0
Oct. 3	TCU	5 (0)	0.5	0.0	0	0	0	1	0
Oct. 10	vs. Oklahoma	3 (1)	1.0	1.0	0	0	1	0	0
Oct. 24	Baylor	2 (0)	0.5	0.0	0	0	0	0	0
Oct. 31	at Oklahoma State	3 (1)	0.5	0.0	0	0	0	0	0
Nov. 7	West Virginia	4 (2)	1.0	0.0	0	1	0	0	0
Nov. 27	Iowa State	2 (0)	0.5	0.0	0	0	0	0	0
Dec. 5	at Kansas State	0 (0)	0.0	0.0	0	0	0	0	0
Dec. 12	at Kansas								
Dec. 29	vs. Colorado#	2 (1)	0.0	0.0	0	0	0	0	0

SWEAT'S 2021 GAME-BY-GAME DEFENSIVE STATS

Date	Opponent	TKL(Solo)	TFL	Sacks	Int	PBU	FF	FR	Blk
Sep. 4	Louisiana	2 (0)	0.5	0.0	0	0	0	0	0
Sep. 11	at Arkansas	5 (2)	0.0	0.0	0	0	0	0	0
Sep. 18	Rice	2 (1)	0.0	0.0	0	0	0	0	0
Sep. 25	Texas Tech	3 (1)	0.0	0.0	0	0	0	0	0
Oct. 2	at TCU	4 (2)	0.0	0.0	0	1	0	0	0
Oct. 9	vs. Oklahoma	0 (0)	0.0	0.0	0	0	0	0	0
Oct. 16	Oklahoma State	1 (0)	0.0	0.0	0	0	0	0	0
Oct. 30	at Baylor	0 (0)	0.0	0.0	0	1	0	0	0
Nov. 6	at Iowa State	0 (0)	0.0	0.0	0	0	0	0	0
Nov. 13	Kansas	2 (1)	0.0	0.0	0	0	0	0	0
Nov. 20	at West Virginia	3 (2)	1.5	1.0	0	1	0	0	0
Nov. 26	Kansas State	0 (0)	0.0	0.0	0	0	0	0	0

SWEAT'S 2022 GAME-BY-GAME DEFENSIVE STATS

Date	Opponent	TKL(Solo)	TFL	Sacks	Int	PBU	FF	FR	Blk
Sep. 3	ULM	2 (1)	0.0	0.0	0	0	0	0	0
Sep. 10	Alabama	1 (0)	0.0	0.0	0	0	0	0	0
Sep. 17	UTSA	4 (1)	0.0	0.0	0	0	0	0	0
Sep. 24	at Texas Tech	4 (2)	0.0	0.0	0	1	0	0	0
Oct. 1	West Virginia	0 (0)	0.0	0.0	0	1	0	0	0
Oct. 8	vs. Oklahoma	4 (3)	2.0	0.0	0	0	0	0	0
Oct. 15	Iowa State	2 (0)	0.0	0.0	0	0	0	0	0
Oct. 22	at Oklahoma St.	2 (0)	0.5	0.0	0	0	0	0	0
Nov. 5	at Kansas State	3 (1)	0.0	0.0	0	0	0	0	0
Nov. 12	TCU	4 (0)	0.0	0.0	0	0	0	0	0
Nov. 19	at Kansas	2 (2)	0.0	0.0	0	0	0	0	0
Nov. 25	Baylor	1 (0)	0.0	0.0	0	1	0	0	0
Dec. 29	vs. Washington +	1 (0)	0.0	0.0	0	1	0	0	0

SWEAT'S 2023 GAME-BY-GAME DEFENSIVE STATS

Date	Opponent	TKL(Solo)	TFL	Sacks	Int	PBU	FF	FR	Blk
Sep. 2	Rice	5 (2)	0.5	0.0	0	0	0	0	0
Sep. 9	at Alabama	1 (1)	1.0	1.0	0	0	0	0	0
Sep. 16	Wyoming	3 (1)	1.0	0.0	0	0	0	0	0
Sep. 23	at Baylor								
Sep. 30	Kansas								
Oct. 7	vs. Oklahoma								
Oct. 21	at Houston								
Oct. 28	BYU								
Nov. 4	Kansas State								
Nov. 11	at TCU								
Nov. 18	at Iowa State								
Nov. 24	Texas Tech								

SWEAT'S CAREER DEFENSIVE STATS

Year	G	Tkl	Solo	TFL-Yds	Sack-Yds	Int	PBU	FF	FR	Blk
2019	13	9	4	1.0-4	1.0-4	0	2	0	1	0
2020	10	22	6	4.0-14	1.0-10	0	1	1	1	0
2021	12	22	9	2.0-6	1.0-4	0	3	0	0	0
2022	13	30	10	2.5-6	0.0-0	0	4	0	0	0
2023	3	9	3	2.5-3	1.0-1	0	0	0	0	0
Career	51	92	33	12.0-33	4.0-19	0	10	1	2	0

SELECT PLAYERS GAME-BY-GAME STATISTICS

95 ALFRED COLLINS

DL | 6-5 | 317 | SR-3L

BASTROP, TEXAS | CEDAR CREEK

CAREER HIGHS

Tackles..... 5, twice, last vs. Oklahoma State (2021)
 Solo tackles..... 4, at Kansas State (2020)
 Tackles for loss..... 2.0, Texas Tech (2021)
 Sacks..... 1.0, four times, last vs. Baylor (2022)
 Interceptions..... 1, vs. Colorado (2020)
 Pass breakups..... 1, four times, last vs. Rice (2023)
 Forced fumbles..... 1, at Baylor (2021)
 Fumbles recovered..... None
 Blocked kicks..... None

CAREER TOTALS

Games with 5-plus tackles .2, last vs. Oklahoma State (2021)
 Games with 8-plus tackles..... None
 Games with 10-plus tackles..... None

COLLINS' 2020 GAME-BY-GAME DEFENSIVE STATS

Date	Opponent	TKL(Solo)	TFL	Sacks	Int	PBU	FF	FR	Blk
Sep. 12	UTEP	2 (1)	1.0	1.0	0	0	0	0	0
Sep. 26	at Texas Tech	4 (2)	0.5	0.0	0	0	0	0	0
Oct. 3	TCU	1 (1)	0.0	0.0	0	0	0	0	0
Oct. 10	vs. Oklahoma	2 (0)	0.5	0.5	0	0	0	0	0
Oct. 24	Baylor	0 (0)	0.0	0.0	0	1	0	0	0
Oct. 31	at Oklahoma State	3 (2)	0.0	0.0	0	0	0	0	0
Nov. 7	West Virginia	1 (1)	0.0	0.0	0	1	0	0	0
Nov. 27	Iowa State	1 (0)	0.0	0.0	0	0	0	0	0
Dec. 5	at Kansas State	4 (4)	0.0	0.0	0	0	0	0	0
Dec. 12	at Kansas								Canceled
Dec. 29	vs. Colorado#	5 (1)	0.5	0.0	1	1	0	0	0

COLLINS' 2021 GAME-BY-GAME DEFENSIVE STATS

Date	Opponent	TKL(Solo)	TFL	Sacks	Int	PBU	FF	FR	Blk
Sep. 4	Louisiana	0 (0)	0.0	0.0	0	0	0	0	0
Sep. 11	at Arkansas	2 (1)	0.0	0.0	0	0	0	0	0
Sep. 18	Rice	2 (1)	0.0	0.0	0	0	0	0	0
Sep. 25	Texas Tech	2 (2)	2.0	1.0	0	0	0	0	0
Oct. 2	at TCU	0 (0)	0.0	0.0	0	0	0	0	0
Oct. 9	vs. Oklahoma	3 (1)	1.0	1.0	0	0	0	0	0
Oct. 16	Oklahoma State	5 (3)	1.0	0.0	0	0	0	0	0
Oct. 30	at Baylor	3 (3)	1.0	0.0	0	0	1	0	0
Nov. 6	at Iowa State	2 (2)	0.0	0.0	0	0	0	0	0
Nov. 13	Kansas	4 (2)	0.0	0.0	0	0	0	0	0
Nov. 20	at West Virginia	2 (0)	0.0	0.0	0	0	0	0	0
Nov. 26	Kansas State	0 (0)	0.0	0.0	0	0	0	0	0

COLLINS' 2022 GAME-BY-GAME DEFENSIVE STATS

Date	Opponent	TKL(Solo)	TFL	Sacks	Int	PBU	FF	FR	Blk
Sep. 3	ULM								DNP
Sep. 10	Alabama	0 (0)	0.0	0.0	0	0	0	0	0
Sep. 17	UTSA	1 (1)	0.0	0.0	0	0	0	0	0
Sep. 24	at Texas Tech	3 (1)	0.0	0.0	0	0	0	0	0
Oct. 1	West Virginia	0 (0)	0.0	0.0	0	0	0	0	0
Oct. 8	vs. Oklahoma	2 (1)	0.0	0.0	0	0	0	0	0
Oct. 15	Iowa State	1 (1)	1.0	0.0	0	0	0	0	0
Oct. 22	at Oklahoma St.	3 (0)	0.0	0.0	0	0	0	0	0
Nov. 5	at Kansas State	0 (0)	0.0	0.0	0	0	0	0	0
Nov. 12	TCU	1 (0)	0.0	0.0	0	0	0	0	0
Nov. 19	at Kansas	1 (1)	1.0	0.0	0	0	0	0	0
Nov. 25	Baylor	4 (2)	1.0	1.0	0	0	0	0	0
Dec. 29	vs. Washington	+1 (0)	0.0	0.0	0	0	0	0	0

COLLINS' 2023 GAME-BY-GAME DEFENSIVE STATS

Date	Opponent	TKL(Solo)	TFL	Sacks	Int	PBU	FF	FR	Blk
Sep. 2	Rice	0 (0)	0.0	0.0	0	1	0	0	0
Sep. 9	at Alabama	1 (0)	0.0	0.0	0	0	0	0	0
Sep. 16	Wyoming	3 (2)	0.0	0.0	0	0	0	0	0
Sep. 23	at Baylor								
Sep. 30	Kansas								
Oct. 7	vs. Oklahoma								
Oct. 21	at Houston								
Oct. 28	BYU								
Nov. 4	Kansas State								
Nov. 11	at TCU								
Nov. 18	at Iowa State								
Nov. 24	Texas Tech								

COLLINS' CAREER DEFENSIVE STATS

Year	G	Tkl	Solo	TFL-Yds	Sack-Yds	Int	PBU	FF	FR	Blk
2020	10	23	12	2.5-11	1.5-8	1	3	0	0	0
2021	12	25	15	5.0-21	2.0-15	0	0	1	0	0
2022	12	17	7	3.0-10	1.0-4	0	0	0	0	0
2023	3	4	2	0.0-0	0.0-0	0	1	0	0	0
Career	37	69	36	10.5-42	4.5-27	1	4	1	0	0

CAREER HIGHS | OFFENSE & SPECIALISTS

BERT AUBURN, K

Points scored: 13, Alabama, Sept. 10, 2022; at Kansas, Nov. 19, 2022; Ruce, Sept. 2, 2023
Field goals made: 4, Alabama, Sept. 10, 2022
Field goal attempts: 5, Alabama, Sept. 10, 2022
Longest field goal: 49, Alabama, Sept. 10, 2022; Rice, Sept. 2, 2023
Kick PATs: 7, ULM, Sept. 3, 2022; vs. Oklahoma, Oct. 8, 2022; at Kansas, Nov. 19, 2022
Points by kicking: 13, Alabama, Sept. 10, 2022; at Kansas, Nov. 19, 2022; Rice, Sept. 2, 2023

CJ BAXTER, RB

Rush attempts: 11, at Alabama, Sept. 9, 2023
Rush yards: 38, Rice, Sept. 2, 2023 (5 carries)
Long rush: 32, Rice Sept. 2, 2023
Receptions: 4, at Alabama, Sept. 9, 2023
Receiving yards: 21, at Alabama, Sept. 9, 2023
Long reception: 11, at Alabama, Sept. 9, 2023
Total offense attempts: 52, at Alabama, Sept. 9, 2023 (31 rush, 21 rec)
Total offense yards: 38, Rice, Sept. 2, 2023 (38 rush, 0 pass)
All-purpose yards: 52, at Alabama, Sept. 9, 2023 (31 rush, 21 rec)

PATRICK BAYOUTH, TE

Tackles: 2, Rice, Sept. 18, 2021 (0-2)

JAYDON BLUE, RB

Rush attempts: 10, Rice, Sept. 2, 2023
Rush yards: 55, Rice, Sept. 2, 2023 (10 carries)
Receptions: 1, at Alabama, Sept. 9, 2023
Receiving yards: 7, at Alabama, Sept. 9, 2023
Total offense attempts: 55, Rice, Sept. 2, 2023 (55 rush, 0 rec)
Total offense yards: 55, Rice, Sept. 2, 2023 (55 rush, 0 pass)
All-purpose yards: 55, Rice, Sept. 2, 2023 (55 rush, 0 rec)

JONATHON BROOKS, RB

Rush attempts: 21, Wyoming, Sept. 16, 2023
Rush yards: 164, Wyoming, Sept. 16, 2023 (21 carries)
Rush TDs: 2, at Kansas, Nov. 19, 2022
Long rush: 70, at Kansas, Nov. 19, 2022
Receptions: 2, Rice, Sept. 2, 2023
Receiving yards: 42, Rice, Sept. 2, 2023
Total offense attempts: 21, Wyoming, Sept. 16, 2023 (21 rush, 0 pass)
Total offense yards: 164, Wyoming, Sept. 16, 2023 (164 rush, 0 pass)
All-purpose yards: 164, Wyoming, Sept. 16, 2023 (164 rush, 0 rec)
Tackles: 1, Baylor, Nov. 25, 2022 (0-1)

CASEY CAIN, WR

Receptions: 4, vs. Washington (Alamo Bowl), Dec. 29, 2022
Receiving yards: 108, vs. Washington (Alamo Bowl), Dec. 29, 2022
Long reception: 49, vs. Washington (Alamo Bowl), Dec. 29, 2022
All-purpose yards: 108, vs. Washington (Alamo Bowl), Dec. 29, 2022

JOHNTAY COOK II, WR

Receptions: 2, Rice, Sept. 2, 2023
Receiving Yards: 42, Rice, Sept. 2, 2023
Long reception: 17, Rice, Sept. 2, 2023

JUAN DAVIS, TE

Receptions: 1, at Arkansas, Sept. 11, 2021
Rush Attempts: 1, at Baylor, Oct. 30, 2021
Rush yards: 3, at Baylor, Oct. 30, 2021

QUINN EWERS, QB

Pass attempts: 49, at Oklahoma State, Oct. 22, 2022
Pass completions: 31, vs. Washington (Alamo Bowl), Dec. 29, 2022
Pass yards: 369, vs. Washington (Alamo Bowl), Dec. 29, 2022
Passing Touchdowns: 4, vs. Oklahoma, Oct. 8, 2022
Rush attempts: 7, Rice, Sept. 2, 2023
Rush yards: 17, vs. Oklahoma, Oct. 8, 2022
Long rush: 16, vs. Oklahoma, Oct. 8, 2022; Rice, Sept. 2, 2023
Long pass: 46, Alabama, Sept. 10, 2022
Total offense attempts: 50, at Oklahoma State, Oct. 22, 2022
Total offense yards: 318, at Oklahoma State, Oct. 22, 2022
Receptions: 1, at Alabama, Sept. 9, 2023
Long reception: 3, at Alabama, Sept. 9, 2023

SAWYER GORAM-WELCH, OL

Tackles: 1, vs. Colorado, Dec. 29, 2020 (1-0); Rice, Sept. 18, 2021 (0-1)

GUNNAR HELM, TE

Receptions: 2, vs. Oklahoma, Oct. 8, 2022
Receiving yards: 19, vs. Washington, Dec. 29, 2022
Long reception: 19, vs. Washington, Dec. 29, 2022
All-purpose yards: 19, vs. Washington, Dec. 29, 2022 (0 rush, 19, rec)
Tackles: 1, Wyoming, Sept. 16, 2023 (1-0)

ADONAI MITCHELL, WR

Receptions: 3, Rice, Sept. 2, 2023; at Alabama, Sept. 9, 2023
Receiving Yards: 78, at Alabama, Sept. 9, 2023
Touchdown Receptions: 2, at Alabama, Sept. 9, 2023
Long reception: 39, at Alabama, Sept. 9, 2023
Points scored: 12, at Alabama, Sept. 9, 2023
Rush attempts: 1, at Alabama, Sept. 9, 2023
Long rush: 4, at Alabama, Sept. 9, 2023

MAALIK MURPHY, QB

Pass attempts: 5, Rice, Sept. 2, 2023
Pass completions: 3, Rice, Sept. 2, 2023
Pass yards: 40, Rice, Sept. 2, 2023
Long pass: 17, Rice, Sept. 2, 2023
Total offense attempts: 8, Rice, Sept. 2, 2023
Total offense yards: 40, Rice, Sept. 2, 2023

ISAIAH NEYOR, WR

Receptions: 1, Rice, Sept. 2, 2023
Receiving Yards: 14, Rice, Sept. 2, 2023
Long reception: 14, Rice, Sept. 2, 2023

SAVION RED, RB

Rush Attempts: 3, Rice, Sept. 2, 2023
Rush yards: 12, Wyoming, Sept. 16, 2023 (2 carries)
Long Rush: 8, Rice, Sept. 2, 2023
Receptions: 2, at Kansas State, Nov. 5, 2022; at Kansas, Nov. 19, 2022
Receiving yards: 20, at Kansas State, Nov. 5, 2022
Long Reception: 18, at Kansas State, Nov. 5, 2022
All-purpose yards: 20, at Kansas State, Nov. 5, 2022

KEILAN ROBINSON, RB

Rush attempts: 9, at West Virginia, Nov. 20, 2021
Rush yards: 111, at West Virginia, Nov. 20, 2021 (9 carries)
Long rush: 65 vs. Rice, Sept. 18, 2021
Total offense attempts: 10, at West Virginia, Nov. 20, 2021 (9 rush, 1 rec)
Total offense yards: 111, at West Virginia, Nov. 20, 2021 (111 rush, 0 pass)
All-purpose yards: 127, at West Virginia, Nov. 20, 2021 (111 rush, 16 rec)
Receptions: 2, vs. TCU Oct. 2, 2021; at Texas Tech, Sept. 24, 2022
Receiving yards: 35, at Texas Tech, Sept. 24, 2022 (1 reception)
Long reception: 35 yards, at Texas Tech, Sept. 24, 2022
Tackles: 1, at TCU, Oct. 2, 2021 (1-0); West Virginia, Oct. 1, 2022 (1-0); Iowa State, Oct. 15, 2022 (1-0); at Kansas, Nov. 19, 2022 (1-0)
Kickoff returns: 4, at Oklahoma State, Oct. 22, 2022
Kickoff return yards: 109, at Oklahoma State, Oct. 22, 2022
Long kickoff return: 52, TCU, Nov. 12, 2022
Blocked punt return for TD: 1, ULM, Sept. 3, 2022
Fumble Recoveries: 1, at Oklahoma State, Oct. 22, 2022
RYAN SANBORN, P
Punts: 4, Wyoming, Sept. 16, 2023
Punt Yards: 193, Wyoming, Sept. 16, 2023
Long Punt: 56, at Alabama, Sept. 9, 2023; Wyoming, Sept. 16, 2023
Inside 20: 1, Rice Sept. 2, 2023; at Alabama, Sept. 9, 2023; Wyoming, Sept. 16, 2023

JA'TAVION SANDERS, TE

Points scored: 12, West Virginia, Oct. 1, 2022; vs. Oklahoma, Oct. 8, 2022
Touchdowns: 2, West Virginia, Oct. 1, 2022; vs. Oklahoma, Oct. 8, 2022
Receptions: 7, TCU, Nov. 12, 2022
Receiving yards: 114, at Alabama, Sept. 9, 2023
Long reception: 50, at Alabama, Sept. 9, 2023
All-purpose yards: 114, at Alabama, Sept. 9, 2023

WILL STONE, K

Tackles: 1, at Oklahoma State, Oct. 22, 2022 (1-0); at Kansas, Nov. 19, 2022 (1-0)

QUINTREVION WISNER, RB

Tackles: 1, Rice Sept. 2, 2023 (0-1)

JORDAN WHITTINGTON, WR

Points scored: 6, at Kansas State, Dec. 05, 2020; vs. Louisiana, Sept. 4, 2021; Texas Tech, Sept. 25, 2021, at TCU, Oct. 2, 2021
Touchdowns: 1, at Kansas State, Dec. 05, 2020; vs. Louisiana, Sept. 4, 2021; Texas Tech, Sept. 25, 2021, at TCU, Oct. 2, 2021
Rush attempts: 1, at Kansas State, Dec. 05, 2020; vs. Colorado, Dec. 29, 2020; UTEP, Sept. 12, 2020
Rush yards: 20, vs. Colorado, Dec. 29, 2020 (1 carries)
Rush TDs: 1, at Kansas State, Dec. 05, 2020
Long rush: 20, vs. Colorado, Dec. 29, 2020
Receptions: 10 [1-5th], vs. Oklahoma, Oct. 10, 2020
Receiving yards: 113, vs. Louisiana, Sept. 4, 2021 (7 receptions)
Long reception: 43, UTEP, Sept. 12, 2020
All-purpose yards: 113, Louisiana, Sept. 4, 2021

XAVIER WORTHY, WR

Receptions: 14, Kansas, Nov. 13, 2021
Receiving yards: 261, vs. Oklahoma, Oct. 9, 2021 (9 reception)
Long reception: 75, vs. Oklahoma, Oct. 9, 2021
Touchdown receptions: 3, vs. Texas Tech, Sept. 25, 2021; Kansas, Nov. 13, 2021
All-purpose yards: 286, vs. Oklahoma, Oct. 9, 2021 (261 rec, 7r, 18 KR)
Kick returns: 1, vs. Oklahoma, Oct. 9, 2021
Kick return yards: 18, vs. Oklahoma, Oct. 9, 2021
Punt returns: 3, ULM, Sept. 3, 2022; Alabama, Sept. 10, 2022; at Oklahoma State, Oct. 22, 2022
Punt return yards: 56, at Oklahoma State, Oct. 22, 2022 (3 returns)
Long punt return: 29, at Oklahoma State, Oct. 22, 2022
Tackles: 1, Oklahoma State, Oct. 16, 2021 (1-0); Kansas State, Nov. 26, 2021 (1-0)

CAREER HIGHS | DEFENSE

JAHDAE BARRON, DB

Points scored: 6, at Texas Tech, Sept. 26, 2020
Touchdowns: 1, at Texas Tech, Sept. 26, 2020; vs. UTSA, Sept. 17, 2022
Interceptions: 1, vs. UTSA, Sept. 17, 2022; vs. Oklahoma, Oct. 8, 2022; at Alabama, Sept. 9, 2023
Interceptions returns for Touchdown: 1, vs. UTSA, Sept. 17, 2022
All-purpose yards: 2, at Texas Tech, Sept. 26, 2020
Punt return yards: 2, at Texas Tech, Sept. 26, 2020 (0 returns)
Long punt return: 2, at Texas Tech, Sept. 26, 2020
Tackles: 12, at Oklahoma State, Oct. 22, 2022 (6-6)
Solo tackles: 8, TCU, Nov. 12, 2022
Sacks: 1, Baylor, Nov. 25, 2022
Tackles for loss: 3.5, TCU, Nov. 12, 2022
Pass breakups: 1, UTEP, Sept. 12, 2020; Kansas, Nov. 13, 2021; at West Virginia, Nov. 20, 2021
Forced fumbles: 1, at Iowa State, Nov. 6, 2021
Fumbles recovered: 1, TCU, Nov. 12, 2022

MORICE BLACKWELL JR., LB

Tackles: 6, at Kansas, Nov. 19, 2022 (4-2)
Tackles for loss: 1, at Kansas, Nov. 19, 2022 (1.0-1)
QB Hurries: 1, Kansas, Nov. 13, 2021
Pass breakup, 1, at Kansas State, Nov. 5, 2022
Blocked punts: 1, at Oklahoma State, Oct. 22, 2022

JARAY BLEDSOE, DL

Tackles: 1, ULM, Sept. 3, 2022 (0-1)

X'AVION BRICE, DB

Tackles: 1, at Kansas, Nov. 19, 2022 (1-0)

TERRENCE BROOKS, DB

Tackles: 1, ULM, Sept. 3, 2022 (0-1); Iowa State, Oct. 15, 2022 (1-0); at Kansas, Nov. 19, 2022 (1-0); Wyoming, Sept. 16, 2023 (0-1)
Pass Breakups: 1, Baylor, Nov. 25, 2022; Rice, Sept. 2, 2023

VERNON BROUGHTON, DL

Tackles: 2, vs. Colorado, Dec. 29, 2020 (2-0); Texas Tech, Sept. 25, 2021 (0-2); ULM, Sept. 3, 2022 (1-1); at Texas Tech, Sept. 24, 2022 (2-0); Rice, Sept. 2, 2023
Sacks: 1.0, vs. Colorado, Dec. 29, 2020 (1-0)
Tackles for loss: 1.0, vs. Colorado, Dec. 29, 2020; at Texas Tech, Sept. 24, 2022; Wyoming, Sept. 16, 2023

ETHAN BURKE, EDGE

Tackles: 4, at Alabama, Sept. 9, 2023 (4-0)
Sacks: 1, Rice, Sept. 2, 2023 (1.0-6); at Alabama, Sept. 9, 2023 (1.0-7)
Tackles for loss: 2, at Alabama, Sept. 9, 2023 (2.0-10)
QB Hurry: 1, UTSA, Sept. 17, 2022

JETT BUSH, LB

Tackles: 4, at Kansas State, Dec. 05, 2020 (2-2); vs. Oklahoma, Oct. 10, 2020 (4-0); vs. Oklahoma, Oct. 8, 2022 (1-3)
Sacks: 1.0, vs. Louisiana, Sept. 4, 2021 (1.0-9)
Tackles for loss: 1.0, vs. Oklahoma, Oct. 10, 2020 (1-0); at Iowa State, Nov. 6, 2021 (1.0-1)
Fumbles forced: 1, vs. Colorado, Dec. 29, 2020
Fumbles recovered: 1, at TCU, Oct. 26, 2019; Rice, Sept. 2, 2023

JALEN CATALON, DB

Tackles: 7, at Alabama, Sept. 9, 2023 (6-1)
Solo tackles: 6, at Alabama, Sept. 9, 2023
Tackles for loss: 1.0 at Alabama, Sept. 9, 2023 (1.0-1)

TRILL CARTER, DL

Tackles: 2, Rice, Sept. 2, 2023 (1-1)

ALFRED COLLINS, DL

Interceptions: 1, vs. Colorado, Dec. 29, 2020
Tackles: 5, vs. Colorado, Dec. 29, 2020 (1-4); Oklahoma State, Oct. 16, 2021 (3-2)
Sacks: 1.0, UTEP, Sept. 12, 2020 (1-0); Texas Tech, Sept. 25, 2021; vs. Oklahoma, Oct. 9, 2021 (1.0-7); Iowa State, Oct. 15, 2022 (1.0-3); Baylor, Nov. 25, 2022 (1.0-4)
Tackles for loss: 2.0, Texas Tech, Sept. 25, 2021 (2.0-9)
Pass breakups: 1, vs. Colorado, Dec. 29, 2020; West Virginia, Nov. 07, 2020; Baylor, Oct. 24, 2020; Rice, Sept. 2, 2023; Wyoming, Sept. 16, 2023
Forced Fumbles: 1, at Baylor, Oct. 30, 2021
QB Hurries: 2, at Iowa State, Nov. 6, 2021

KITAN CRAWFORD, DB

Tackles: 7, at Oklahoma State, Oct. 22, 2022 (5-2)
Solo tackles: 5, at Oklahoma State, Oct. 22, 2022
Tackles for loss: 1.0, at Kansas State, Dec. 05, 2020 (1-0); vs. Oklahoma, Oct. 8, 2022 (1-2)
Pass breakups: 1, at Oklahoma State, Oct. 22, 2022
Blocked Kicks: 1, TCU, Nov. 12, 2022

JUSTICE FINKLEY, EDGE

Tackles: 2, vs. Oklahoma, Oct. 8, 2022 (0-2)
Tackles for Loss: 0.5, vs. Oklahoma, Oct. 8, 2022 (0.5-5)
Sacks: 0.5, vs. Oklahoma, Oct. 8, 2022 (0.5-5)
QB hurry: 1, at Kansas, Nov. 19, 2022

JAYLAN FORD, LB

Tackles: 15, UTSA, Sept. 17, 2022 (10-5)
Solo tackles: 10, UTSA, Sept. 17, 2022
Tackles for loss: 2.0, Kansas State, Nov. 26, 2021 (2.0-2); Alabama, Sept. 10, 2022 (2-18); at Oklahoma State, Oct. 22, 2022 (2.0-11)
Sacks: 1.0, Alabama, Sept. 10, 2022 (1.0-11)
Forced fumbles: 1, UTSA, Sept. 17, 2022; at Texas Tech, Sept. 24, 2022; at Kansas State, Nov. 5, 2022
Fumble recoveries: 1, Iowa State, Oct. 15, 2022; at Kansas State, Nov. 5, 2022
Interceptions: 1, Iowa State, Oct. 15, 2022; at Kansas State, Nov. 5, 2022; at Kansas, Nov. 19, 2022; Rice, Sept. 2, 2023

DAVID GBENDA, LB

Tackles: 6, Rice Sept. 2, 2023 (3-3); at Alabama, Sept. 9, 2023 (3-3)
Solo Tackles: 3, UTSA, Sept. 17, 2022 (3-0); Rice, Sept. 2, 2023 (3-3); at Alabama, Sept. 9, 2023 (3-3); Wyoming, Sept. 16, 2023 (2-4)
Tackles for Loss: 1.0, at Alabama, Sept. 9, 2023 (1.0-10)
Sacks: 1.0, at Alabama, Sept. 9, 2023 (1.0-10)

JAYLON GUILBEAU, DB

Tackles: 5, UTSA, at Oklahoma State, Oct. 22, 2022
Solo tackles: 3, at Oklahoma State, Oct. 22, 2022
Tackles for loss: 0.5, UTSA, Sept. 17, 2022
Pass breakup: 1, ULM, Sept. 3, 2022; at Oklahoma State, Oct. 22, 2022
QB Hurries: 3, at Oklahoma State, Oct. 22, 2022

ANTHONY HILL JR., LB

Tackles: 6, at Alabama, Sept. 9, 2023 (4-2)
Solo Tackles: 4, at Alabama, Sept. 9, 2023 (4-2)
Sacks: 2, at Alabama, Sept. 9, 2023 (2.0-13)
Tackles for loss: 2, at Alabama, Sept. 9, 2023 (2.0-13)
Quarterback hurries: 1, at Alabama, Sept. 9, 2023

GAVIN HOLMES, DB

Tackles: 1, Rice Sept. 2, 2023 (1-0); at Alabama, Sept. 9, 2023 (1-0)
Solo Tackles: 1, Rice, Sept. 2, 2023 (1-0); at Alabama, Sept. 9, 2023 (1-0)

AUSTIN JORDAN, DB

Tackles: 2, Alabama, Sept. 10, 2022 (0-2)
Tackles for loss: 0.5, Alabama, Sept. 10, 2022 (0.5-2)
Interceptions: 1, Rice, Sept. 2, 2023

LIONA LEFAU, LB

Tackles: 1, Rice Sept. 2, 2023 (0-1); Wyoming, Sept. 16, 2023 (1-0)
Solo tackles: 1, Wyoming, Sept. 16, 2023 (1-0)

SYDIR MITCHELL, DL

Tackles: 1, Wyoming, Sept. 16, 2023 (1-0)
Solo tackles: 1, Wyoming, Sept. 16, 2023 (1-0)

MALIK MUHAMMAD, DB

Tackles: 5, Rice, Sept. 2, 2023 (5-0)
Solo tackles: 5, Rice, Sept. 2, 2023 (5-0)
Pass breakups: 1, Rice, Sept. 2, 2023

BYRON MURPHY II, DL

Tackles: 5, at Texas Tech, Sept. 24, 2022 (4-1)
Sacks: 1.0, Rice, Sept. 18, 2021 (1.0-5); at Iowa State, Nov. 6, 2021
Tackles for loss: 1.5, at Iowa State, Nov. 6, 2021 (1.5-1); West Virginia, Oct. 1, 2022 (1.0-4)
Touchdown receptions: Wyoming, Sept. 16, 2023
Long reception: 1, Wyoming, Sept. 16, 2023

KRISTOPHER ROSS, DL

Tackles: 2, ULM, Sept. 3, 2022 (0-2)
Quarterback Hurry: 1, Rice, Sept. 2, 2023

BARRYN SORRELL, EDGE

Tackles: 11, TCU, Nov. 12, 2022
Solo Tackles: 4, TCU, Nov. 12, 2022; Wyoming, Sept. 16, 2023
Tackles for loss: 3.0, TCU, Nov. 12, 2022
Sacks: 1.5, ULM, Sept. 3, 2022 (1.5-14); West Virginia, Oct. 1, 2022 (1.5-7); 1.5, TCU, Nov. 12, 2022 (1.5-15)
QB hurry: 2, at Alabama, Sept. 9, 2023
Forced fumbles: 1, at Oklahoma State, Oct. 22, 2022
Pass breakup: 1, TCU, Nov. 12, 2022

ZAC SWANSON, DL

Tackles: 1, ULM, Sept. 3, 2022 (1-0)

T'VONDRE SWEAT, DL

Tackles: 5, TCU, Oct. 03, 2020 (0-5); at Arkansas, Sept. 11, 2021 (2-3); Rice, Sept. 2, 2023 (2-3)
Sacks: 1.0, vs. Oklahoma, Oct. 10, 2020 (1-0); Kansas State, Nov. 09, 2019 (1-0); at West Virginia, Nov. 20, 2021 (1-4)
Tackles for loss: 2.0, vs. Oklahoma, Oct. 8, 2022 (2-5)
Fumbles forced: 1 [1-5th], vs. Oklahoma, Oct. 10, 2020
Fumbles recovered: 1 [1-5th], TCU, Oct. 03, 2020; Texas Tech, Nov. 29, 2019
Pass breakups: 1, West Virginia, Nov. 07, 2020; Louisiana Tech, Aug. 31, 2019; at West Virginia, Oct. 05, 2019; at Baylor, Oct. 30, 2021; at Texas Tech, Sept. 24, 2022; West Virginia, Oct. 1, 2022; Baylor, Nov. 25, 2022
QB hurries: 2, at Oklahoma State, Oct. 22, 2022

MICHAEL TAAFFE, DB

Tackles: 7, at Oklahoma State, Oct. 22, 2022 (4-3)
Solo tackles: 4, at Oklahoma State, Oct. 22, 2022
Tackles for loss: 0.5, UTSA, Sept. 17, 2022
Pass breakups: 1, at Oklahoma State, Oct. 22, 2022

J'MOND TAPP, EDGE

Tackles: 3, Wyoming, Sept. 16, 2023 (3-0)
Solo tackles: 3, Wyoming, Sept. 16, 2023 (3-0)
Tackles for Loss: 0.5, Rice, Sept. 2, 2023 (0.5-1)
QB Hurries: 1, UTSA, Sept. 17, 2022

JERRIN THOMPSON, DB

All-purpose yards: 21, at Kansas State, Dec. 05, 2020
Interceptions: 1, at Kansas State, Dec. 05, 2020; at Alabama, Sept. 9, 2023; Wyoming, Sept. 16, 2023
Long interception return: 32, at Alabama, Sept. 9, 2023
Interception returns for Touchdown: 1, Wyoming, Sept. 16, 2023
Tackles: 10, West Virginia, Oct. 1, 2022 (6-4)
Tackles for loss: 1.0, at Arkansas, Sept. 11, 2021 (1.0-3); at Baylor, Oct. 30, 2021 (1.0-2); Kansas, Nov. 13, 2021 (1.0-1); t Kansas, Nov. 19, 2022 (1.0-2)
Fumbles forced, 1, vs. Rice, Sept. 18, 2021
Fumbles recovered: 1, Sacks: 0.5, vs. Louisiana, Sept. 4, 2021
Pass breakups: 3, at Oklahoma State, Oct. 22, 2022

RYAN WATTS, DB

Tackles: 7, West Virginia, Oct. 1, 2022 (5-2); Iowa State, Oct. 15, 2022 (5-2)
Solo Tackles: 6, Wyoming, Sept. 16, 2023
Tackles for loss: 2.0, TCU, Nov. 12, 2022 (2-14)
Sacks: 1.0, TCU, Nov. 12, 2022 (1-10)
Pass breakups: 2, at Texas Tech, Sept. 24, 2022
Interception: 1, at Oklahoma State, Oct. 22, 2022

DEREK WILLIAMS JR., DB

Tackles: 3, Rice, Sept. 2, 2023 (1-2)
Solo tackles: 2, Wyoming, Sept. 16, 2023 (2-0)
Pass breakups: 1, Rice, Sept. 2, 2023

2023 STATISTICS | OVERVIEW

2023 SCHEDULE & RESULTS

RECORD: 3-0 (0-0 BIG 12)
HOME: 2-0 ROAD: 1-0 NEUTRAL: 0-0

DATE	UT RANK	OPPONENT	W/L	SCORE	ATT
Sept. 2	11/12	RICE	W	37-10	98,017
Sept. 9	11/10	at No. 3/3 Alabama	W	34-24	100,077
Sept. 16	4/6	WYOMING	W	31-10	101,777
Sept. 23		at Baylor*			
Sept. 30		KANSAS*			
Oct. 7		vs. Oklahoma*+			
Oct. 21		at Houston*			
Oct. 28		BYU*			
Nov. 4		KANSAS STATE*			
Nov. 11		at TCU*			
Nov. 18		at Iowa State*			
Nov. 24		TEXAS TECH*			

* Big 12 Conference game // + Cotton Bowl (Dallas)

TEAM TOTALS

	TEXAS	OPPONENTS
Scoring	102	44
Points per game	34.0	14.7
Points Off Turnovers	20	0
First Downs	60	43
Rushing	21	18
Passing	34	22
Penalty	5	3
Rushing Yardage	448	289
Yards gained rushing	512	371
Yards lost rushing	64	82
Rushing attempts	107	98
Average per rush	4.2	2.9
Average per game	149.3	96.3
TDs Rushing	3	1
Passing Yardage	780	540
Comp-Att-Int	57-95-0	45-81-5
Average per pass	8.2	6.7
Average per catch	13.7	12.0
Average per game	260.0	180.0
TDs Passing	8	3
Total offense	1228	829
Total plays	202	179
Average per play	6.1	4.6
Average per game	409.3	276.3
Kick returns: #-Yards	4-87	4-55
Punt returns: #-Yards	5-80	3-11
Int returns: #-Yards	5-75	0-0
Kick return average	21.8	13.8
Punt return average	16.0	3.7
Int return average	15.0	0.0
Fumbles-Lost	3-1	1-1
Penalties-Yards	15-120	18-145
Average per game	40.0	48.3
Punts-Yards	9-432	17-787
Average per punt	48.0	46.3
Net punt average	47.9	41.6
Kickoffs-Yards	20-1266	11-707
Average per kick	63.3	64.3
Net kick average	41.3	39.6
Time of possession / game	28:27	31:33
3rd-down conversion	17/45	13/41
3rd-down pct	38%	32%
4th-down conversion	5/8	3/4
4th-down pct	63%	75%
Sacks by-Yards	8-55	4-30
Misc Yards	0	0
Touchdowns scored	12	4
Field goals - attempts	6-8	5-5
On-Side kicks	0-0	0-0
Red-zone scores	(11-12) 92%	(3-4) 75%
Red-zone touchdowns	(6-12) 50%	(1-4) 25%
PAT-attempts	(12-12) 100%	(3-3) 100%
2-point conversion-attempts	(0-0) 0%	(1-1) 100%
Attendance	199,794	100,077
Games / Avg per game	2/99897	1/100077
Neutral site games	-	0/0

SCORE BY QUARTER

	1st	2nd	3rd	4th	OT	TOTAL
TEXAS	13	26	21	42	0	102
OPPONENTS	10	6	13	15	0	44

ATTENDANCE

Total	3 games	299,871 (99,957 avg)
Home	2 games	199,794 (99,987 avg)
Road	1 games	100,077 (100,077 avg)
Neutral	0 games	- (- avg)

RUSHING

NAME	G	ATT	GAIN	LOST	NET	AVG	TD	LONG	AVG/G
Jonathon Brooks	3	47	279	6	273	5.8	1	61	91.0
CJ Baxter	2	16	77	8	69	4.3	0	32	34.5
Jaydon Blue	3	16	69	2	67	4.2	0	19	22.3
Quinn Ewers	3	13	50	32	18	1.4	2	16	6.0
Savion Red	2	5	20	10	10	2.0	0	8	5.0
Keilan Robinson	3	4	9	0	9	2.3	0	3	3.0
Adonai Mitchell	3	1	5	0	5	5.0	0	5	1.7
Xavier Worthy	3	2	3	0	3	1.5	0	3	1.0
Team	3	3	0	6	-6	-2.0	0	0	-2.0
Total	3	107	512	64	448	4.2	3	61	149.3
Opponents	3	98	371	82	289	2.9	1	62	96.3

PASSING

NAME	G	EFF	C-A-I	PCT	YDS	TD	LONG	YPG
Quinn Ewers	3	160.2	54-89-0	60.7	740	8	50	246.7
Maalik Murphy	1	127.2	3-5-0	60.0	40	0	17	40.0
Team	3	0.0	0-1-0	0.0	0	0	0	0.0
Total	3	156.8	57-95-0	60.0	780	8	50	260.0
Opponents	3	111.4	45-81-5	55.6	540	3	49	180.0

RECEIVING

NAME	G	NO	YDS	AVG	TD	LONG	AVG/G
Xavier Worthy	3	16	221	13.8	2	44	73.7
Adonai Mitchell	3	9	134	14.9	3	39	44.7
Jordan Whittington	3	8	105	13.1	0	31	35.0
Ja'Tavion Sanders	3	7	158	22.6	1	50	52.7
CJ Baxter	2	4	21	5.3	0	11	10.5
Keilan Robinson	3	3	30	10.0	0	16	10.0
Jonathon Brooks	3	3	46	15.3	1	37	15.3
Johntay Cook II	3	2	26	13.0	0	17	8.7
Isaiah Neyor	1	1	14	14.0	0	14	14.0
Quinn Ewers	3	1	3	3.0	0	3	1.0
Gunnar Helm	3	1	14	14.0	0	14	4.7
Byron Murphy II	3	1	1	1.0	1	1	0.3
Jaydon Blue	3	1	7	7.0	0	7	2.3
Total	3	57	780	13.7	8	50	260.0
Opponents	3	45	540	12.0	3	49	180.0

2023 STATISTICS | INDIVIDUAL

ALL-PURPOSE

NAME	G	RUSH	REC	PUNT RET	KO RET	IR	TOTAL	YPG
Jonathon Brooks	3	273	46	0	0	0	319	106.3
Xavier Worthy	3	3	221	80	0	0	304	101.3
Ja'Tavion Sanders	3	0	158	0	0	0	158	52.7
Adonai Mitchell	3	5	134	0	0	0	139	46.3
Keilan Robinson	3	9	30	0	87	0	126	42.0
Jordan Whittington	3	0	105	0	0	0	105	35.0
CJ Baxter	2	69	21	0	0	0	90	45.0
Jaydon Blue	3	67	7	0	0	0	74	24.7
Jerrin Thompson	3	0	0	0	0	59	59	19.7
Johntay Cook II	3	0	26	0	0	0	26	8.7
Quinn Ewers	3	18	3	0	0	0	21	7.0
Jahdae Barron	3	0	0	0	0	16	16	5.3
Isaiah Neyor	1	0	14	0	0	0	14	14.0
Gunnar Helm	3	0	14	0	0	0	14	4.7
Savion Red	2	10	0	0	0	0	10	5.0
Byron Murphy II	3	0	1	0	0	0	1	0.3
Team	3	-6	0	0	0	0	-6	-2.0
Total	3	448	780	80	87	75	1470	490.0
Opponents	3	289	540	11	55	0	895	298.3

TOTAL OFFENSE

NAME	G	PLAYS	RUSH	PASS	YDS	YPG
Quinn Ewers	3	102	18	740	758	252.7
Jonathon Brooks	3	47	273	0	273	91.0
CJ Baxter	2	16	69	0	69	34.5
Jaydon Blue	3	16	67	0	67	22.3
Maalik Murphy	1	5	0	40	40	40.0
Savion Red	2	5	10	0	10	5.0
Keilan Robinson	3	4	9	0	9	3.0
Adonai Mitchell	3	1	5	0	5	1.7
Xavier Worthy	3	2	3	0	3	1.0
Team	3	0	-6	0	-6	-2.0
Total	3	202	448	780	1228	409.3
Opponents	3	179	289	540	829	276.3

INTERCEPTIONS

NAME	NO	YDS	AVG	TD	LONG
Jerrin Thompson	2	59	29.5	1	32
Jahdae Barron	1	16	16.0	0	16
Jaylan Ford	1	0	0.0	0	0
Austin Jordan	1	0	0.0	0	0
Total	5	75	15.0	1	32
Opponents	0	0	0.0	0	0

FUMBLE RETURNS

NAME	NO	YDS	AVG	TD	LONG
Jett Bush	1	0	0.0	0	0
Total	1	0	0.0	0	0
Opponents	1	0	0	0	0

PUNT RETURNS

NAME	NO	YDS	AVG	TD	LONG
Xavier Worthy	5	80	16.0	0	32
Total	5	80	16.0	0	32
Opponents	3	11	3.7	0	9

KICK RETURNS

NAME	NO	YDS	AVG	TD	LONG
Keilan Robinson	4	87	21.8	0	27
Total	4	87	21.8	0	27
Opponents	4	55	13.8	0	18

PUNTING

NAME	NO	YDS	AVG	LONG	TB	FC	I20	50+	BLK
Ryan Sanborn	9	432	48.0	56	0	3	3	4	0
Total	9	432	48.0	56	0	3	3	4	0
Opponents	17	787	46.3	61	0	5	7	5	0

KICKOFFS

NAME	NO	YDS	AVG	TB	OB	RETN	NET	YDLN
Will Stone	19	1201	63.2	9	1			
Ryan Sanborn	1	65	65.0	1	0			
Total	20	1266	63.3	10	1	4	41.3	23
Opponents	11	707	64.3	6	1	4	39.6	25

2023 STATISTICS | QUARTERBACK DRIVE CHART

QUARTERBACK DRIVE CHART

	STARTED	TDs	FGs	MFG	PUNT	DRIVES DOWNS	TO	SAFETY	CLOCK	DRIVES ENDED BY SCORED	POINTS DRIVE	PTS/QB EFFIC.
RICE												
Quinn Ewers	10	4	3	0	1	2	0	0	0	37	3.7	70.0%
Maalik Muphy	2	0	0	1	1	0	0	0	0	0	0.0	0.0%
AT ALABAMA												
Quinn Ewers	11	4	2	1	3	1	0	0	0	34	3.1	54.5%
Quinn Ewers/Team*	1	0	0	0	0	0	0	0	1	0	0.0	0.0%
WYOMING												
Quinn Ewers	9	3	1	0	4	0	1	0	0	24	2.7	44.4%
AT BAYLOR												
KANSAS												
VS. OKLAHOMA												
AT HOUSTON												
BYU												
KANSAS STATE												
AT TCU												
AT IOWA STATE												
TEXAS TECH												
PLAYER TOTALS												
Quinn Ewers	30	11	6	1	8	3	1	0	0	95	3.2	56.7%
Maalik Murphy	2	0	0	1	1	0	0	0	0	0	0.0	0.0%
Quinn Ewers/Team*	1	0	0	0	0	0	0	0	1	0	0.0	0.0%
TEXAS	33	11	6	2	9	3	1	0	1	95	2.9	51.5%
OPPONENTS	35	4	5	0	17	1	6	0	2	44	1.3	25.7%
CAREER TOTALS												
Quinn Ewers	132	46	19	4	38	9	11	1	4	379	2.9	49.2%
Malik Murphy	2	0	0	1	1	0	0	0	0	0	0.0	0.0%
Charles Wright	2	0	0	0	2	0	0	0	0	0	0.0	0.0%

KEY: FG - denotes successful field goal | MFG - denotes missed field goal | QB EFFIC is the percentage of drives that generated points |
Team - Team running out clock at the end of half | *Both quarterbacks participated in the drive

2023 STATISTICS | SCORING PLAYS

2023 SCORING DRIVES/NON-OFFENSIVE SCORES (13)

TIME	PLAYS-YARDS	RESULT	SCORING PLAY	OPPONENT
0:00	0-0	TD	Jerrin Thompson 27 yd interception return	Wyoming
0:04	1-5	TD	Jonathon Brooks 5 yd rush	at Alabama
0:08	1-44	TD	Ja'Tavion Sanders 44 yd pass from Quinn Ewers	Rice
1:01	4-75	TD	Xavier Worthy 44 yd pass from Quinn Ewers	Wyoming
1:09	3-75	TD	Adonai Mitchell 7 yd pass from Quinn Ewers	at Alabama
1:27	5-19	FG	Bert Auburn 37 yd field goal	Wyoming
1:29	4-75	TD	Xavier Worthy 44 yd pass from Quinn Ewers	at Alabama
2:02	7-36	FG	Bert Auburn 46 yd field goal	Rice
2:40	6-75	TD	Jonathon Brooks 37 yd pass from Quinn Ewers	Rice
2:45	7-75	TD	Adonai Mitchell 39 yd pass from Quinn Ewers	at Alabama
2:54	6-75	TD	Quinn Ewers 5 yd rush	Wyoming
3:35	9-54	TD	Quinn Ewers 1 yd rush	Rice
3:40	8-62	TD	Adonai Mitchell 9 yd pass from Quinn Ewers	Rice
3:41	9-50	FG	Bert Auburn 27 yd field goal	Rice
3:45	10-26	FG	Bert Auburn 32 yd field goal	at Alabama
4:25	16-66	FG	Bert Auburn 49 yd field goal	Rice
6:25	14-82	FG	Bert Auburn 29 yd field goal	at Alabama
8:03	17-90	TD	Byron Murphy II 1 yd pass from Quinn Ewers	Wyoming

2023 STATISTICS | BIG PLAYS

20-YARD PLAYS (14)

YDS	TYPE	NAME	OPPONENT
61	Rush	Jonathon Brooks	Wyoming
50	Pass	Ja'Tavion Sanders from Quinn Ewers	at Alabama
44*	Pass	Xavier Worthy from Quinn Ewers	Wyoming
44*	Pass	Xavier Worthy from Quinn Ewers	at Alabama
44*	Pass	Ja'Tavion Sanders from Quinn Ewers	Rice
39*	Pass	Adonai Mithcell from Quinn Ewers	at Alabama
37*	Pass	Johnathon Brooks from Quinn Ewers	Rice
34	Pass	Ja'Tavion Sanders from Quinn Ewers	at Alabama
32	Pass	Adoani Mitchell from Quinn Ewers	at Alabama
32	Rush	CJ Baxter	Rice
31	Pass	Jordan Whittington from Quinn Ewers	at Alabama
26	Pass	Jordan Whittington from Quinn Ewers	Rice
24	Pass	Xavier Worthy from Quinn Ewers	Rice
20	Rush	Jonathon Brooks	Wyoming

20-YARD PLAYS (BY PLAYER)

NAME	TD	RUSH	REC	TOTAL
Worthy, Xavier	2	0	3	3
Brooks, Jonathon	1	2	1	3
Sanders, Ja'Tavion	1	0	3	3
Mitchell, Adonai	1	0	2	2
Whittington, Jordan	0	0	2	2
Baxter, CJ	0	1	0	1
TOTAL	5	3	11	14

20-YARD PLAYS SUMMARY

OPPONENT	NO (TDs)
Rice	5 (2)
Pass	4 (2)
Rush	1 (0)
at Alabama	6 (2)
Pass	6 (2)
Rush	0 (0)
Wyoming	3 (1)
Pass	1 (1)
Rush	2 (0)
at Baylor	
Pass	
Rush	
Kansas	
Pass	
Rush	
vs. Oklahoma	
Pass	
Rush	
at Houston	
Pass	
Rush	
BYU	
Pass	
Rush	
Kansas State	
Pass	
Rush	
at TCU	
Pass	
Rush	
at Iowa State	
Pass	
Rush	
Texas Tech	
Pass	
Rush	

2023 STATISTICS | SUPERLATIVES

INDIVIDUAL SINGLE-GAME SUPERLATIVES

CATEGORY	NO.	INDIVIDUAL
RUSHES	21	Jonathon Brooks vs Wyoming (09/16/2023)
YARDS RUSHING	164	Jonathon Brooks vs Wyoming (09/16/2023)
TD RUSHES	1	Quinn Ewers vs Wyoming (09/16/2023)
	1	Jonathon Brooks at Alabama (09/09/2023)
	1	Quinn Ewers vs Rice (09/02/2023)
LONG RUSH	61	Jonathon Brooks vs Wyoming (09/16/2023)
PASS ATTEMPTS	38	Quinn Ewers at Alabama (09/09/2023)
PASS COMPLETIONS	24	Quinn Ewers at Alabama (09/09/2023)
YARDS PASSING	349	Quinn Ewers at Alabama (09/09/2023)
TD PASSES	3	Quinn Ewers at Alabama (09/09/2023)
	3	Quinn Ewers vs Rice (09/02/2023)
LONG PASS	50	Quinn Ewers at Alabama (09/09/2023)
RECEPTIONS	7	Xavier Worthy vs Rice (09/02/2023)
YARDS RECEIVING	114	Ja'Tavion Sanders at Alabama (09/09/2023)
TD RECEPTIONS	2	Adonai Mitchell at Alabama (09/09/2023)
LONG RECEPTION	50	Ja'Tavion Sanders at Alabama (09/09/2023)
PUNTS	4	Ryan Sanborn vs Wyoming (09/16/2023)
PUNTING AVG	50.0	Ryan Sanborn at Alabama (09/09/2023)
LONG PUNT	56	Ryan Sanborn vs Wyoming (09/16/2023)
	56	Ryan Sanborn at Alabama (09/09/2023)
PUNTS INSIDE 20	1	Ryan Sanborn vs Wyoming (09/16/2023)
	1	Ryan Sanborn at Alabama (09/09/2023)
	1	Ryan Sanborn vs Rice (09/02/2023)
LONG PUNT RETURN	32	Xavier Worthy vs Wyoming (09/16/2023)
LONG KICKOFF RETURN	27	Keilan Robinson vs Wyoming (09/16/2023)
TACKLES	9	Jahdae Barron vs Wyoming (09/16/2023)
SACKS	2	Anthony Hill Jr. at Alabama (09/09/2023)
TACKLES FOR LOSS	2	Anthony Hill Jr. at Alabama (09/09/2023)
	2	Ethan Burke at Alabama (09/09/2023)
INTERCEPTIONS	1	Jerrin Thompson vs. Wyoming (09/16/2023)
	1	Jerrin Thompson at Alabama (09/09/2023)
	1	Jahdae Barron at Alabama (09/09/2023)
	1	Jaylan Ford vs. Rice (09/02/2023)
	1	Austin Jordan vs. Rice (09/02/2023)

TEAM SINGLE-GAME SUPERLATIVES

CATEGORY	NO.	TEAM
RUSHES	39	Rice (09/02/2023)
YARDS RUSHING	185	Wyoming (09/16/2023)
YARDS PER RUSH	6.0	Wyoming (09/16/2023)
TD RUSHES	1	Wyoming (09/16/2023)
	1	at Alabama (09/09/2023)
	1	Rice (09/02/2023)
PASS ATTEMPTS	38	at Alabama (09/09/2023)
PASS COMPLETIONS	24	at Alabama (09/09/2023)
YARDS PASSING	349	at Alabama (09/09/2023)
YARDS PER PASS	9.2	at Alabama (09/09/2023)
TD PASSES	3	at Alabama (09/09/2023)
	3	Rice (09/02/2023)
TOTAL PLAYS	75	at Alabama (09/09/2023)
	75	Rice (09/02/2023)
TOTAL OFFENSE	458	Rice (09/02/2023)
YARDS PER PLAY	6.1	Rice (09/02/2023)
POINTS	37	Rice (09/02/2023)
SACKS BY	5	at Alabama (09/09/2023)
FIRST DOWNS	24	Rice (09/02/2023)
PENALTIES	6	Wyoming (09/16/2023)
PENALTY YARDS	40	Wyoming (09/16/2023)
	40	at Alabama (09/09/2023)
	40	Rice (09/02/2023)
TURNOVERS	1	Wyoming (09/16/2023)
PUNTS	4	Wyoming (09/16/2023)
PUNTING AVG	50.0	at Alabama (09/09/2023)
LONG PUNT	56	Wyoming (09/16/2023)
	56	at Alabama (09/09/2023)
PUNTS INSIDE 20	1	Wyoming (09/16/2023)
	1	at Alabama (09/09/2023)
	1	Rice (09/02/2023)
LONG PUNT RETURN	32	Wyoming (09/16/2023)

OPPONENT SINGLE-GAME SUPERLATIVES

CATEGORY	NO.	INDIVIDUAL
RUSHES	18	Harrison Waylee vs Wyoming (09/16/2023)
YARDS RUSHING	110	Harrison Waylee vs Wyoming (09/16/2023)
TD RUSHES	1	Harrison Waylee vs Wyoming (09/16/2023)
LONG RUSH	62	Harrison Waylee vs Wyoming (09/16/2023)
PASS ATTEMPTS	28	Evan Svoboda vs Wyoming (09/16/2023)
PASS COMPLETIONS	17	Evan Svoboda vs Wyoming (09/16/2023)
YARDS PASSING	255	Jalen Milroe at Alabama (09/09/2023)
TD PASSES	2	Jalen Milroe at Alabama (09/09/2023)
LONG PASS	49	Jalen Milroe at Alabama (09/09/2023)
RECEPTIONS	8	Wyatt Wieland vs Wyoming (09/16/2023)
YARDS RECEIVING	68	Kobe Prentice at Alabama (09/09/2023)
TD RECEPTIONS	1	Jermaine Burton at Alabama (09/09/2023)
	1	Amari Niblack at Alabama (09/09/2023)
	1	Luke McCaffrey vs Rice (09/02/2023)
LONG RECEPTION	49	Jermaine Burton at Alabama (09/09/2023)
FIELD GOALS	3	Will Reichard at Alabama (09/09/2023)
LONG FIELD GOALS	51	Will Reichard at Alabama (09/09/2023)
PUNTS	7	Clayton Stewart vs Wyoming (09/16/2023)
PUNTING AVG	52.6	James Burnip at Alabama (09/09/2023)
LONG PUNT	61	James Burnip at Alabama (09/09/2023)
PUNTS INSIDE 20	3	Clayton Stewart vs Wyoming (09/16/2023)
	3	James Burnip at Alabama (09/09/2023)
LONG PUNT RETURN	9	Caleb Cooley vs Wyoming (09/16/2023)
LONG KICKOFF RETURN	18	Kendrick Law at Alabama (09/09/2023)
TACKLES	10	Easton Gibbs vs Wyoming (09/16/2023)
	10	Caleb Downs at Alabama (09/09/2023)
	10	Trezmen Marshall at Alabama (09/09/2023)
SACKS	1.5	De'Braylon Carroll vs Rice (09/02/2023)
TACKLES FOR LOSS	2	Sabastian Harsh vs Wyoming (09/16/2023)
INTERCEPTIONS	none	

OPPONENT TEAM SINGLE-GAME SUPERLATIVES

CATEGORY	NO.	TEAM
RUSHES	38	Wyoming (09/16/2023)
YARDS RUSHING	155	Wyoming (09/16/2023)
YARDS PER RUSH	4.1	Wyoming (09/16/2023)
TD RUSHES	1	Wyoming (09/16/2023)
PASS ATTEMPTS	28	Wyoming (09/16/2023)
PASS COMPLETIONS	17	Wyoming (09/16/2023)
YARDS PASSING	255	at Alabama (09/09/2023)
YARDS PER PASS	9.4	at Alabama (09/09/2023)
TD PASSES	2	at Alabama (09/09/2023)
TOTAL PLAYS	66	Wyoming (09/16/2023)
TOTAL OFFENSE	362	at Alabama (09/09/2023)
YARDS PER PLAY	5.8	at Alabama (09/09/2023)
POINTS	24	at Alabama (09/09/2023)
SACKS BY	3	Rice (09/02/2023)
FIRST DOWNS	18	at Alabama (09/09/2023)
PENALTIES	10	at Alabama (09/09/2023)
PENALTY YARDS	90	at Alabama (09/09/2023)
TURNOVERS	3	Rice (09/02/2023)
PUNTS	7	Wyoming (09/16/2023)
PUNTING AVG	52.6	at Alabama (09/09/2023)
LONG PUNT	61	at Alabama (09/09/2023)
PUNTS INSIDE 20	3	Wyoming (09/16/2023)
	3	at Alabama (09/09/2023)
LONG PUNT RETURN	9	Wyoming (09/16/2023)

2023 STATISTICS | MISCELLANEOUS

SCORING

SCORING	TD	FGS	KICK	PAT RUSH	PAT RCV	PAT PASS	PAT DXP	SAF	POINTS
Bert Auburn	-	6-8	12-12	-	-	-	-	-	30
Adonai Mitchell	3	-	-	-	-	-	-	-	18
Quinn Ewers	2	-	-	-	-	-	-	-	12
Xavier Worthy	2	-	-	-	-	-	-	-	12
Jonathon Brooks	2	-	-	-	-	-	-	-	12
Jerrin Thompson	1	-	-	-	-	-	-	-	6
Ja'Tavion Sanders	1	-	-	-	-	-	-	-	6
Byron Murphy II	1	-	-	-	-	-	-	-	6
Total	12	6-8	12-12	0	0	0	0	0	102
Opponents	4	5-5	3-3	0	1	1	0	0	44

FIELD GOAL ACCURACY

NAME	TOTAL	PCT	0-19	20-29	30-39	40-49	50+	LONG	BLK
Bert Auburn	6-8	75.0	0-0	2-2	2-2	2-3	0-1	49	0
Opponents	5-5	100.0	0-0	0-0	2-2	2-2	1-1	51	0

FG SEQUENCE	TEXAS	OPPONENTS
Rice.....	(27),(46),(49),56	(43)
at Alabama.....	(32),(29),42	(42),(30),(51)
Wyoming.....	(37)	(36)
at Baylor.....		
Kansas.....		
vs. Oklahoma.....		
at Houston.....		
Byu.....		
Kansas State.....		
at BYU.....		
at Iowa State.....		
Texas Tech.....		

Numbers in parentheses indicate field goal was made.

TEXAS IN THE RED ZONE

Possessions.....	12
Total scores.....	11
Percentage.....	91.7%
Points Scored.....	57
Touchdowns (rush/pass).....	6 (3/3)
Field goals.....	5
Missed field goals.....	1
On downs.....	0
Turnovers (fumble/interception).....	0 (0/0)
Clock.....	0

OPPONENTS IN THE RED ZONE

Possessions.....	4
Total scores.....	3
Percentage.....	75.0%
Points Scored.....	13
Touchdowns (rush/pass).....	1 (0/1)
Field goals.....	1
Missed field goals.....	0
On downs.....	0
Turnovers (fumble/interception).....	0 (0/0)
Clock.....	1

TEXAS NON-OFFENSIVE TOUCHDOWNS

YDS	PLAY	PLAYER	OPPONENT
27	INT	Jerrin Thompson	vs. Wyoming

POINTS OFF TURNOVERS

OPPONENT	UT TOs	OPP POINTS	OPP TOs	UT POINTS
Rice.....	0	0	3	3
at Alabama.....	0	0	2	10
Wyoming.....	1	0	1	7
at Baylor.....				
Kansas.....				
vs. Oklahoma.....				
at Houston.....				
BYU.....				
Kansas State.....				
at TCU.....				
at Iowa State.....				
Texas Tech.....				
TOTAL	1	0	6	20

2023 STATISTICS | GAME CAPSULES

GAME-BY-GAME CAPSULES

GAME	1ST DOWNS	RUSHING		PASSING			TOTAL	3RD DOWN	TIME OF
	R-PS-PN	ATT-YDS	TD	C-ATT-INT	YDS	TD	PLAYS-YDS	CONV.	POSSESSION
Texas	7-16-1	39-158	1	22-36-0	300	3	75-458	6-15	31:36
Rice.....	3-5-0	25-27	0	14-26-2	149	1	64-259	6-16	28:24
Texas	7-12-5	37-105	1	24-38-0	349	3	75-454	7-18	32:31
Alabama.....	7-10-1	35-107	0	14-27-2	255	2	62-362	5-14	23:27
Texas	7-6-0	31-185	1	11-21-0	131	2	52-316	4-12	21:13
Wyoming	8-7-2	38-155	1	17-28-1	136	0	66-291	4-14	38:47
Texas									
Baylor.....									
Texas									
Kansas									
Texas									
Oklahoma.....									
Texas									
Houston									
Texas									
BYU.....									
Texas									
Kansas State.....									
Texas									
TCU.....									
Texas									
Iowa State.....									
Texas									
Texas Tech.....									

2023 CENTURY CLUB

RUSHING [1]

YARDS	ATTEMPTS	NAME, OPPONENT
164.....	21	Jonathon Brooks, Wyoming

RECEIVING [1]

YARDS	RECEPTIONS	NAME, OPPONENT
114.....	5	Ja'Tavion Sanders, at Alabama

2023 STATISTICS | DEFENSE

DEFENSE

DEFENSIVE LEADERS	GP	SOLO	AST	TOTAL	TFL/YDS	SACKS/YDS	INT-YDS	BRUP	QBH	FR-YDS	FF	KICK	SAF
33 David Gbenda	3	8	10	18	2-16	1.5-15							
41 Jaylan Ford	3	7	10	17	2-9		1-0						
23 Jahdae Barron	3	9	6	15			1-16	1					
6 Ryan Watts	3	8	3	11	1-1			1					
21 Kitan Crawford	3	8	2	10									
0 Anthony Hill Jr.	3	7	3	10	2-13	2-13			2				
91 Ethan Burke	3	5	4	9	3.5-17	2-13							
11 Jalen Catalon	2	7	2	9	1-1								
93 T'Vondre Sweat	3	4	5	9	2.5-3	1-1			2				
88 Barryn Sorrell	3	5	4	9	1-9	1-9			2				
28 Jerrin Thompson	3	3	5	8			2-59	1					
5 Malik Muhammad	3	7		7				1					
90 Byron Murphy II	3	1	6	7	0.5-4	0.5-4			3				
43 Jett Bush	3	1	5	6	0.5-2					1-0			
45 Vernon Broughton	3	2	3	5	1.5-3			1					
2 Derek Williams Jr.	2	3	2	5				1					
16 Michael Taaffe	3	2	2	4									
95 Alfred Collins	3	2	2	4				1	2				
17 J'Mond Tapp	2	3	1	4	0.5-1								
9 Gavin Holmes	3	2		2									
18 Liona Lefau	3	1	1	2									
98 Trill Carter	2	1	1	2					1				
3 Jaylon Guilbeau	2	1	1	2	1-2								
97 Kristopher Ross	3	1	1	1					1				
4 Austin Jordan	3		1	1			1-0						
99 Sydir Mitchell	2	1		1									
1 Justice Finkley	3	1		1									
85 Gunnar Helm	3	1		1									
8 Terrance Brooks	3		1	1				1					
26 Quintrevion Wisner	3		1	1									
Totals	3	100	82	182	19-81	8-55	5-75	8	13	1-0	0	0	0
Opponents	3	101	118	219	12-58	4-30	0-0	13	4	1-0	2	0	0

GP - games played • GS - games started • SOLO - unassisted tackles • AST - assisted tackles • TOTAL - total tackles • TFL - tackles for loss • INT - interceptions

SPECIAL TEAMS TACKLES

NAME	TT (KO/PUNT)	NAME	TT (KO/PUNT)	NAME	TT (KO/PUNT)
Liona Lefau	2 (1/1)				
Jett Bush	1 (1/0)				
Gavin Holmes	1 (1/0)				
Michael Taaffe	1 (1/0)				
Ryan Watts	1 (1/0)				
Quintrevion Wisner	1 (1/0)				
Kitan Crawford	1 (0/1)				
Gunnar Helm	1 (0/1)				

2023 STATISTICS | DEFENSE

GAME-BY-GAME TACKLES (INDIVIDUAL)

TOTAL TACKLES	UA-A	TOT	RICE	ALA	WYO	BU	KU	OU	IUH	BYU	KSU	TCU	ISU	TTT
David Gbenda	8-10	18	3-3	3-3	2-4									
Jaylan Ford	7-10	17	1-4	2-3	4-3									
Jahdae Barron	9-6	15	0-2	3-1	6-3									
Ryan Watts	8-3	11	0-1	2-2	6-0									
Kitan Crawford	8-2	10	2-0	4-1	2-1									
Anthony Hill Jr.	7-3	10	1-0	4-2	2-1									
Jalen Catalon	7-2	9	-	6-1	1-1									
Barryn Sorrell	5-4	9	0-2	1-1	4-1									
Ethan Burke	5-4	9	1-2	4-0	0-2									
T'Vondre Sweat	4-5	9	2-3	1-0	1-2									
Jerrin Thompson	3-5	8	0-1	1-3	2-1									
Malik Muhammad	7-0	7	5-0	1-0	1-0									
Byron Murphy II	1-6	7	0-3	1-1	0-2									
Jett Bush	1-5	6	0-2	0-1	1-2									
Derek Williams Jr.	3-2	5	1-2	DNP	2-0									
Vernon Broughton	2-3	5	0-2	1-0	1-1									
J'Mond Tapp	3-1	4	0-1	DNP	3-0									
Michael Taaffe	2-2	4	1-2	-	1-0									
Alfred Collins	2-2	4	-	0-1	2-1									
Gavin Holmes	2-0	2	1-0	1-0	-									
Jaylon Guilbeau	1-1	2	1-1	DNP	-									
Liona Lefau	1-1	2	0-1	-	1-0									
Trill Carter	1-1	2	1-1	DNP	-									
Justice Finkley	1-0	1	-	1-0	-									
Gunnar Helm	1-0	1	-	-	1-0									
Sydir Mitchell	1-0	1	-	DNP	1-0									
Austin Jordan	0-1	1	0-1	-	-									
Terrance Brooks	0-1	1	-	-	0-1									
Quintrevion Wisner	0-1	1	0-1	-	-									
Kristopher Ross	0-1	1	0-1	-	-									

2023 OFFICIATING CREWS

1 - RICE
 R: Tutashinda Salaam
 U: Bill Bishop
 HL: Matt Burks
 LJ: Kelly Detering
 FJ: Rich Almeroth
 SJ: Eric Hartman
 BJ: Christopher Alston
 CJ: Charlie Hurd

3 - WYOMING
 R: Kevin Mar
 U: Marlow Fitzgerald
 HL: Bradford Edwards
 LJ: Bret Bascue
 FJ: Randy Smith
 SJ: James Murphy
 BJ: Lyndon Nixon
 CJ: Darren Winkley

5 - KANSAS
 R:
 U:
 HL:
 LJ:
 FJ:
 SJ:
 BJ:
 CJ:

7 - HOUSTON
 R:
 U:
 HL:
 LJ:
 FJ:
 SJ:
 BJ:
 CJ:

9 - KANSAS STATE
 R:
 U:
 HL:
 LJ:
 FJ:
 SJ:
 BJ:
 CJ:

11 - IOWA STATE
 R:
 U:
 HL:
 LJ:
 FJ:
 SJ:
 BJ:
 CJ:

2 - ALABAMA
 R: Matt Loeffler
 U: Stan Weihe
 HL: Nicholas Theriot
 LJ: Michael Shirey
 FJ: Antonio Smith
 SJ: Jesse Dupuy
 BJ: Tom Fimmen
 CJ: Chris Garner

4 - BAYLOR
 R:
 U:
 HL:
 LJ:
 FJ:
 SJ:
 BJ:
 CJ:

6 - OKLAHOMA
 R:
 U:
 HL:
 LJ:
 FJ:
 SJ:
 BJ:
 CJ:

8 - BYU
 R:
 U:
 HL:
 LJ:
 FJ:
 SJ:
 BJ:
 CJ:

10 - TCU
 R:
 U:
 HL:
 LJ:
 FJ:
 SJ:
 BJ:
 CJ:

12 - TEXAS TECH
 R:
 U:
 HL:
 LJ:
 FJ:
 SJ:
 BJ:
 CJ:

2023 STATISTICS | DEFENSE

DEFENSIVE LEADERS

SACKS	8.0-55	MULTI-TFL GAMES	1	QB PRESSURES	13	PASS BREAKUPS	8
Ethan Burke	2.0-13	Anthony Hill Jr.	2.0-13	Byron Murphy II	3	Jahdae Barron	1
Anthony Hill Jr.	2.0-13			Alfred Collins	2	Terrance Brooks	1
David Gbenda	1.5-15	MULTI-SACK GAMES	2	Anthony Hill Jr.	2	Vernon Broughton	1
Barryrn Sorrell	1.0-9	Anthony Hill Jr.	2.0-13	Barryrn Sorrell	2	Alfred Collins	1
T*Vondre Sweat	1.0-1	Ethan Burke	2.0-10	T*Vondre Sweat	2	Malik Muhammad	1
Byron Murphy II	0.5-4			Trill Carter	1	Jerrin Thompson	1
				Kristopher Ross	1	Ryan Watts	1
						Derek Williams Jr.	1
TACKLES FOR LOSS	19.0-83			FORCED FUMBLES	0	BLOCKED PUNTS	0
Ethan Burke	3.5-18						
T*Vondre Sweat	2.5-3			RECOVERED FUMBLES	1-0	BLOCKED FIELD GOALS/PAT	0
David Gbenda	2.0-17			Jett Bush	1-0		
Anthony Hill Jr.	2.0-13						
Jaylan Ford	2.0-9			INTERCEPTIONS	5-75		
Vernon Broughton	1.5-3			Jerrin Thompson	2-59		
Barryrn Sorrell	1.0-9			Jahdae Barron	1-16		
Jaylon Guilbeau	1.0-2			Jaylan Ford	1-0		
Ryan Watts	1.0-1			Austin Jordan	1-0		
Jalen Catalon	1.0-1						
Byron Murphy II	0.5-4						
Jett Bush	0.5-2						
J'Mond Tapp	0.5-1						

GAME-BY-GAME DEFENSIVE STATISTICS (TEAM)

OPPONENT	SACKS	TFL	FF	FR	INT	PBU	P BLK	FG BLK	XP BLK	QBP
RICE.....	2.0	5.0	0	1	2	4	0	0	0	7
at Alabama.....	5.0	9.0	0	0	2	1	0	0	0	4
WYOMING.....	1.0	5.0	0	0	1	3	0	0	0	2
at Baylor.....										
KANSAS.....										
vs. Oklahoma.....										
at Houston.....										
BYU.....										
KANSAS STATE.....										
at TCU.....										
at Iowa State.....										
TEXAS TECH.....										

2023 STATISTICS | STARTERS

2023 STARTERS (GAME-BY-GAME)

OFFENSE	QB	RB	TE	WR	WR	WR/TE	LT	LG	C	RG	RT
RICE	Ewers	Baxter	Sanders	Worthy	A. Mitchell	Whittington (WR)	Banks Jr.	Conner	Majors	Campbell	Jones
at Alabama	Ewers	Baxter	Sanders	Worthy	A. Mitchell	Helm (TE)	Banks Jr.	Conner	Majors	Campbell	Jones
WYOMING	Ewers	J. Brooks	Sanders	Worthy	A. Mitchell	Whittington (WR)	Banks Jr.	Conner	Majors	Campbell	Jones
at Baylor											
KANSAS											
vs. Oklahoma											
at Houston											
BYU											
KANSAS STATE											
at TCU											
at Iowa State											
TEXAS TECH											

DEFENSE	JACK	DT	NT	SLB	MLB	WLB	STAR/DL	CB	FS	BS	CB
RICE	Sorrell	Sweat	Murphy	Bush	Ford	Gbenda	Barron (STAR)	T. Brooks	Catalon	Taaffe	Watts
at Alabama	Sorrell	Sweat	Murphy	Bush	Ford	Gbenda	Collins (DL)	T. Brooks	Catalon	Thompson	Watts
WYOMING	Sorrell	Collins	Murphy	Bush	Ford	Gbenda	Burke (EDGE)	T. Brooks	Barron	Thompson	Watts
at Baylor											
KANSAS											
vs. Oklahoma											
at Houston											
BYU											
KANSAS STATE											
at TCU											
at Iowa State											
TEXAS TECH											

CAREER PARTICIPATIONS/STARTS

Player	Career Games	Career Starts	Consec Games	Consec Starts	Player	Career Games	Career Starts	Consec Games	Consec Starts	Player	Career Games	Career Starts	Consec Games	Consec Starts
Malik Agbo, OL	5	0	3	0	Michael Flanagan, LB	0	0	0	0	Ryan Niblett, WR	1	0	0	0
Tausii Akana, EDGE	1	0	0	0	Jaylan Ford, LB	38	18	38	12	Colin Page, RB	0	0	0	0
BJ Allen Jr., DB	1	0	0	0	David Gbenda, LB	36	6	4	3	Remy Patson, WR	0	0	0	0
Rett Andersen, WR	0	0	0	0	Graham Gillespie, DB	0	0	0	0	Will Randle, TE	0	0	0	0
Paxton Anderson, WR	3	0	0	0	Trevor Goosby, OL	1	0	0	0	Ian Ratliff, P	0	0	0	0
Ben Armstrong, EDGE	0	0	0	0	Sawyer Goram-Welch, DL	5	0	0	0	Savion Red, RB	11	0	1	0
Gus Asel, TE	0	0	0	0	Jaylon Guilbeau, DB	10	3	1	0	Christian Rizzi, DS	1	0	0	0
Bert Auburn, K	17	0	16	0	Derion Gullette	0	0	0	0	Warren Roberson, DB	0	0	0	0
Kelvin Banks Jr., OL	16	16	16	16	Tate Haver, DS	0	0	0	0	Connor Robertson, OL	7	0	5	0
Jahdae Barron, DB	30	13	23	1	Gunnar Helm, TE	28	5	28	0	Keilan Robinson, RB	27	4	18	0
CJ Baxter, RB	2	2	0	0	Anthony Hill Jr., LB	3	0	3	0	Kristopher Ross, DL	4	0	3	0
Patrick Bayouth, TE	5	0	0	0	Gavin Holmes, DB	3	0	3	0	Ryan Sanborn, P	3	0	3	0
Reece Beauchamp, WR	0	0	0	0	Cole Hutson, OL	15	13	2	0	Ja'Tavion Sanders, TE	28	16	28	16
Morice Blackwell Jr., LB	22	4	0	0	Ja'Faar Johnson Jr., DB	0	0	0	0	Brady Sarkisian, LB	0	0	0	0
Jaray Bledsoe, DL	2	0	0	0	Christian Jones, OL	51	38	51	38	Spencer Shannon, TE	0	0	0	0
Jaydon Blue, RB	12	0	4	0	Austin Jordan, DB	16	0	16	0	Winston Smith, LB	0	0	0	0
Ty Boatright, WR	0	0	0	0	Brooks Kieschnick Jr., OL	0	0	0	0	Barryn Sorrell, EDGE	22	13	14	3
X'Avion Brice, DB	2	0	0	0	Payton Kirkland, OL	0	0	0	0	Lance St. Louis, DS	12	0	12	0
Jonathon Brooks, RB	14	1	6	1	Marshall Landwehr, LB	0	0	0	0	Will Stone, K	16	0	16	0
Terrance Brooks, DB	12	6	8	3	Liona Lefau, LB	3	0	3	0	Connor Stroh, OL	0	0	0	0
Vernon Broughton, DL	29	1	4	0	Cole Lourd, QB	0	0	0	0	Zac Swanson, DL	3	0	0	0
Aaron Bryant, DL	3	0	0	0	Tannahill Love, DB	1	0	0	0	T'Vondre Sweat, DL	51	11	51	0
Ethan Burke, EDGE	14	1	11	1	Gabriel Lozano, K	0	0	0	0	Robert Sweeney, OL	0	0	0	0
S'Maje Burrell, LB	0	0	0	0	Jake Majors, OL	31	30	30	30	Michael Taaffe, DB	16	2	16	0
Jett Bush, LB	47	4	20	3	Reed Malphurs, K	0	0	0	0	J'Mond Tapp, EDGE	4	0	2	0
Casey Cain, WR	16	3	16	0	Arch Manning, QB	0	0	0	0	Joe Tatum, QB	0	0	0	0
DJ Campbell, OL	10	3	7	3	Carson Marshall, DB	0	0	0	0	Jerrin Thompson, DB	38	22	38	2
Trill Carter, DL	2	0	1	0	Rick McBroom, OL	0	0	0	0	Larry Turner-Gooden, DB	4	0	0	0
Jalen Catalon, DB	3	2	3	0	Jelani McDonald, DB	3	0	3	0	Neto Umeozulu, OL	4	0	0	0
Bryce Chambers, WR	0	0	0	0	Hamilton McMartin, WR	0	0	0	0	Colton Vasek, EDGE	0	0	0	0
Jaydon Chatman, OL	0	0	0	0	Max Merrill, OL	0	0	0	0	Billy Walton III, EDGE	1	0	1	0
Anfre Cojoe, OL	0	0	0	0	Quinn Merritt, WR	0	0	0	0	Ryan Watts, DB	16	16	16	16
Alfred Collins, DL	36	8	15	2	Thatcher Milton, WR	0	0	0	0	Jordan Whittington, WR	30	19	18	1
Hayden Conner, OL	24	16	19	16	Adonai Mitchell, WR	3	3	3	3	Cameron Williams, OL	14	0	0	0
Johntay Cook II, WR	3	0	3	0	Sydir Mitchell, DL	2	0	1	0	Derek Williams Jr., DB	2	0	1	0
Kitan Crawford, DB	36	1	19	0	DeAndre Moore Jr., WR	1	0	0	0	Quintrevion Wisner, RB	3	0	3	0
Juan Davis, TE	17	0	1	0	Malik Muhammad, DB	3	0	3	0	Ky Woods, RB	1	0	0	0
Quinn Ewers, QB	13	13	11	11	Maaik Murphy, QB	1	0	0	0	Xavier Worthy, WR	28	28	28	28
Charlie Faris, K	0	0	0	0	Byron Murphy II, DL	28	5	28	3	Charles Wright, QB	4	0	0	0
Justice Finkley, EDGE	15	0	14	0	Isaiah Neyor, WR	1	0	0	0					

2023 STATISTICS | STARTERS/PARTICIPATION

# NAME	GP/GS	RICE	ALA	WYO	BU	KU	OU	UH	BYU	KSU	TCU	ISU	TTU
0 Ja'Tavion Sanders	3/3	START	START	START									
0 Anthony Hill Jr.	3/0	XXX	XXX	XXX									
1 Xavier Worthy	3/3	START	START	START									
1 Justice Finkley	3/0	XXX	XXX	XXX									
2 Johntay Cook II	3/0	XXX	XXX	XXX									
2 Derek Williams Jr.	2/0	XXX	...	XXX									
3 Quinn Ewers	3/3	START	START	START									
3 Jaylon Guilbeau	2/0	XXX	...	XXX									
4 Austin Jordan	3/0	XXX	XXX	XXX									
4 CJ Baxter	2/2	START	START	...									
5 Adonai Mitchell	3/3	START	START	START									
5 Malik Muhammad	3/0	XXX	XXX	XXX									
6 Ryan Watts	3/3	START	START	START									
6 Maalik Murphy	1/0	XXX									
7 Keilan Robinson	3/0	XXX	XXX	XXX									
7 BJ Allen Jr.	1/0	XXX									
8 Casey Cain	2/0	XXX	XXX	...									
8 Terrance Brooks	3/3	START	START	START									
9 Isaiah Neyor	1/0	XXX									
9 Gavin Holmes	3/0	XXX	XXX	XXX									
11 Jalen Catalon	3/2	START	START	XXX									
11 DeAndre Moore Jr.	1/0	XXX									
13 Jordan Whittington	3/2	START	XXX	START									
15 Will Stone	3/0	XXX	XXX	XXX									
16 Michael Taaffe	3/1	START	XXX	XXX									
17 Savion Red	2/0	XXX	...	XXX									
17 J'Mond Tapp	2/0	XXX	...	XXX									
18 Liona Lefau	3/0	XXX	XXX	XXX									
18 Ryan Niblett	1/0	XXX									
21 Kitan Crawford	3/0	XXX	XXX	XXX									
23 Jahdae Barron	3/2	START	XXX	START									
23 Jaydon Blue	3/0	XXX	XXX	XXX									
24 Jonathon Brooks	3/1	XXX	XXX	START									
25 Jelani McDonald	3/0	XXX	XXX	XXX									
26 Quintrevion Wisner	3/0	XXX	XXX	XXX									
27 Ryan Sanborn	3/0	XXX	XXX	XXX									
28 Jerrin Thompson	3/2	XXX	START	START									
29 Ky Woods	1/0	XXX									
31 Billy Walton III	1/0	XXX									
33 David Gbenda	3/3	START	START	START									
41 Jaylan Ford	3/3	START	START	START									
43 Jett Bush	3/3	START	START	START									
44 Tannahill Love	1/0	XXX									
45 Vernon Broughton	3/0	XXX	XXX	XXX									
45 Bert Auburn	3/0	XXX	XXX	XXX									
46 Tausili Akana	1/0	XXX									
48 Patrick Bayouth	1/0	XXX									
52 DJ Campbell	3/3	START	START	START									
53 Aaron Bryant	1/0	XXX									
54 Cole Hutson	2/0	...	XXX	XXX									
56 Cameron Williams	1/0	XXX									
58 Lance St. Louis	3/0	XXX	XXX	XXX									
62 Connor Robertson	3/0	XXX	XXX	XXX									
65 Jake Majors	3/3	START	START	START									
70 Christian Jones	3/3	START	START	START									
72 Neto Umeozulu	1/0	XXX									
74 Trevor Goosby	1/0	XXX									
76 Hayden Conner	3/3	START	START	START									
78 Kelvin Banks Jr.	3/3	START	START	START									
80 Malik Agbo	3/0	XXX	XXX	XXX									
81 Juan Davis	2/0	XXX	...	XXX									
85 Gunnar Helm	3/1	XXX	START	XXX									
88 Barryn Sorrell	3/3	START	START	START									
90 Byron Murphy II	3/3	START	START	START									
91 Ethan Burke	3/1	XXX	XXX	START									
93 T'Vondre Sweat	3/2	START	START	XXX									
94 Jaray Bledsoe	1/0	XXX									
95 Alfred Collins	3/2	XXX	START	START									
96 Zac Swanson	1/0	XXX									
97 Kristopher Ross	3/0	XXX	XXX	XXX									
98 Trill Carter	2/0	XXX	...	XXX									
99 Sydir Mitchell	2/0	XXX	...	XXX									