



MEN'S BASKETBALL

18-12 OVERALL 9-9 BIG 12 (13-3 HOME 3-8 AWAY 2-1 NEUTRAL)



RYAN WORKMAN
Associate Director
Athletics Communications

Iowa State Athletics
Jacobson Athletic Building
Ames, Iowa 50011

(701) 809-6597
rworkman@iastate.edu



IOWA STATE CYCLONES
18-12 overall (9-9 Big 12)

Head Coach: T.J. Otzelberger **Polls:** (AP/Coaches): RV/RV
Overall: 139-88 (7th year) **NET/BPI/KENPom:** 19/21/22
At ISU: 40-25 (2nd year)



BAYLOR BEARS
22-9 overall (11-7 Big 12)

Head Coach: Scott Drew **Polls:** (AP/Coaches): 10/10
Overall: 439-242 (21st year) **NET/BPI/KENPom:** 12/11/14
At Baylor: 419-231 (20th year)

THURS., MARCH 9, 2023 / 11:30 A.M.

T-Mobile Center / Kansas City, Mo.



Cyclone Radio Network
John Walters, xpx
Eric Heft, analyst



Jon Sciambi, xpx
Fran Frascilla, analyst



Live Stats
at
CycloneStats.com

2022-23 SCHEDULE

NOVEMBER (6-1)

7	IUPUI (B12N)	W, 88-39
13	NORTH CAROLINA A&T (B12N)	W, 80-43
20	MILWAUKEE (B12N)	W, 68-53
24	+vs. Villanova (ESPN2)	W, 81-79 (OT)
25	+vs. #1 North Carolina (ESPN)	W, 70-65
27	+vs. #20 UConn (ESPN)	L, 53-71
30	NORTH DAKOTA (B12N)	W, 63-44

DECEMBER (4-1)

4	~ST. JOHN'S (ESPN2)	W, 71-60
8	at Iowa (FS1)	L, 56-75
11	MCNEESE (B12N)	W, 77-40
18	WESTERN MICHIGAN (B12N)	W, 73-57
21	OMAHA (B12N)	Canceled
31	**12 BAYLOR (ESPN2)	W, 77-62

JANUARY (5-4)

4	*at Oklahoma (ESPN2)	W, 63-60
7	*at #17 TCU (ESPN2)	W, 69-67
10	*TEXAS TECH (B12N)	W, 84-50
14	*at #2 Kansas (B12N)	L, 60-62
17	**7 TEXAS (B12N)	W, 78-67
21	*at Oklahoma State (B12N)	L, 59-61
24	**5 KANSAS STATE (ESPN2)	W, 80-76
28	*at Missouri (ESPN2)	L, 61-78
30	*at Texas Tech (ESPN2)	L, 77-80 (OT)

FEBRUARY (2-6)

4	**8 KANSAS (ESPN)	W, 68-53
8	*at West Virginia (ESPN2)	L, 71-76
11	*OKLAHOMA STATE (ESPN2)	L, 56-64
15	**22 TCU (ESPN2)	W, 70-59
18	*at #12 Kansas State (ESPN)	L, 55-61
21	*at #8 Texas (LHN)	L, 54-72
25	*OKLAHOMA (ESPN2)	L, 50-61
27	*WEST VIRGINIA (ESPN2)	L, 69-72

MARCH (0-0)

4	*at #7 Baylor (ESPN2)	W, 73-58
9	+vs. #10 Baylor (ESPN/ESPN2)	11:30 a.m.

All Times Central

+ Phil Knight Invitational at Portland, Ore.
~ Big 12/BIG EAST Battle + SEC/Big 12 Challenge
* Big 12 Game ^ Big 12 Championship at Kansas City, Mo.
B12N = Big 12 Now on ESPN+ LHN = Longhorn Network

ISU BASKETBALL HISTORY

All-Time Record	1,430-1,389 (.507)
Hilton Coliseum Record	595-207 (.742)
NCAA Tournament Appearances	21

THE LEAD

Iowa State is set to face No. 10 Baylor in the 2023 Phillips 66 Big 12 Championship Quarterfinals Thursday morning. After not facing each other for 69 days, the two teams will meet for the second time in six days on Thursday.

KEY STORYLINES

- Four Cyclones were honored by the Big 12 coaches this week. Gabe Kalschur earned All-Big 12 Second Team honors and was also named to the Big 12 All-Defensive Team. Jaren Holmes was named All-Big 12 Honorable Mention, while also earning a spot on the Big 12 All-Newcomer Team. Osun Osunniyi also earned All-Big 12 Honorable Mention honors. Tamin Lipsey picked up a spot on the Big 12 All-Freshman Team.
- Tamin Lipsey is averaging 7.3 points, 4.6 assists, 3.6 rebounds, 2.1 steals and 2.37 turnovers per game. He is one of three players in the country averaging those numbers this season and just the 10th in the last 10 years to do so.
- The Cyclones lead the country in wins over Associated Press Top 25 and AP Top 10 teams this season. ISU has eight AP Top 25 victories and five AP Top 10 victories.
- Gabe Kalschur has played 55 games in his career against ranked opponents, the most by any player in the country. He holds a 25-30 record in those games, the third-most wins in the nation.
- Iowa State held all but one (Texas Tech-Overtime) Big 12 opponent below its season scoring average. That total includes holding No. 8 Kansas to 53 points, the lowest conference total under Bill Self. The Cyclones are holding their opponents to a league-best 62.2 points per game this season.
- Over the last two seasons, Iowa State is 24-4 against non-conference opponents. The 24 victories is tied for the fourth-most victories in the country and the .857 winning percentage is tied for the sixth-best in the nation.
- Iowa State signed the highest-ranked recruiting class in school history this year. The class ranks sixth in the nation by 247Sports and Rivals, while ranking seventh by ESPN. Five-star signee Omaha Biliew and four-star signee Milan Momcilovic were named to the Jersey Mike's Naismith High School Boys Preseason Watch List. Earlier this week, Biliew was named to the McDonald's All-American Game, becoming the third Cyclone signee named to the game.

POSSIBLE STARTERS

No.	Name	Pos.	Ht.	Wt.	Yr.	Pts.	Reb.	Ast.	FG%	3P%	FT%
3	Tamin Lipsey	G	6-1	200	Fr.	7.3	3.6	4.6	.506	.182	.769
<i>The 15th player in school history from Ames High School...Started every game of his career.</i>											
5	Aljaž Kunc	F	6-8	225	Sr.	8.0	4.4	1.5	.456	.342	.750
<i>Transfer from Washington State...Missed first nine Big 12 games with a broken finger.</i>											
13	Jaren Holmes	G	6-4	210	Sr.	13.2	3.7	3.3	.392	.339	.673
<i>Transfer from St. Bonaventure...One of four Cyclones with over 1,000 career points.</i>											
22	Gabe Kalschur	G	6-4	200	Sr.	12.7	2.4	1.6	.401	.352	.735
<i>Transfer from Minnesota...Has started 142 of 153 games in his career, including 54 at Iowa State.</i>											
21	Osun Osunniyi	C	6-10	235	Sr.	8.6	4.0	1.1	.591	.231	.689
<i>Transfer from St. Bonaventure...One of three active players in the country with over 300 career blocks.</i>											

FOLLOW THE CYCLONES



/IowaStateMensBasketball



@CycloneMBB



@CycloneMBB



cyclones.com

HEAD COACH

T.J. OTZELBERGER

2nd season at Iowa St.

College: UW-Whitewater (2001)

Wife: Alison Lacey

Children: Son: Jayce;
Daughters: Olivia, Stella

Born: Sept. 17, 1977 (45yo)

Hometown: Milwaukee, Wis.

High School: St. Thomas More



2022-23 ROSTER

No.	Name	Pos.	Ht.	Wt.	Year	Hometown (Last School)
0	Tre King	F	6-7	230	Sr.	Lexington, Ky. (Eastern Kentucky)
1	Eli King	G	6-3	190	Fr.	Caledonia, Minn. (Caledonia)
3	Tamin Lipsey	G	6-1	200	Fr.	Ames, Iowa (Ames)
4	Demarion Watson	G	6-6	215	Fr.	Maple Grove, Minn. (Totino-Grace)
5	Aljaž "Jaz" Kunc	F	6-8	225	Sr.	Ljubljana, Slovenia (Washington State)
12	Robert Jones	F	6-10	250	Sr.	Prior Lake, Minn. (Denver)
13	Jaren Holmes	G	6-4	210	Sr.	Romulus, Mich. (St. Bonaventure)
21	Osun Osunniyi	C	6-10	235	Sr.	Pleasantville, N.J. (St. Bonaventure)
22	Gabe Kalscheur	G	6-4	200	Sr.	Edina, Minn. (Minnesota)
23	Conrad Hawley	F	6-5	220	So.	Raymore, Mo. (Peculiar)
24	Hason Ward	F	6-9	225	Sr.	St. Thomas, Barbados (VCU)
25	Jeremiah Williams	G	6-4	177	Jr.	Chicago, Ill. (Temple)

Roster Note: Iowa State is advancing players' classification even though the 2020-21 season did not affect eligibility. Those that wish to take advantage of the extra year will be listed as a senior again after their original eligibility would have been exhausted.

Head Coach: T.J. Otzelberger (2nd Year)

Assistant Coaches: JR Blount (2nd Year); Kyle Green (2nd Year); Nate Schmidt (1st Year)

Director of Basketball Operations: Micah Byars (12th Year)

Director of Player Development: Erik Crawford (1st Year)

Assistant Director of Player Development: Mo Ba (2nd Year)

Graduate Assistants: Henoc Bienne (1st Year); Carter Mumm (1st Year)

Data Analytics Specialist: Thomas Pollard (1st Year)

Strength and Conditioning Coach: Pete Link (2nd Year)

Athletic Trainer: Vic Miller (21st Year)

COACHING EXPERIENCE

Year	Position	Team
2001-04	Coach/AD	Catholic Central HS (Burlington, Wis.)
2004-05	Asst. Coach	Chipola College
2006-13	Asst. Coach	Iowa State
2013-15	Asst. Coach	Washington
2015-16	Asst. Coach	Iowa State
2016-19	Head Coach	South Dakota State
2019-21	Head Coach	UNLV
2021-pres.	Head Coach	Iowa State

COACH NOTES

- Named 21st head men's basketball coach at Iowa State on March 18, 2021.
- 2018 Summit League Coach of the Year.
- Served as an assistant coach at Iowa State for eight seasons, working under Greg McDermott, Fred Hoiberg and Steve Prohm.
- Among Cyclones signed and developed: Wesley Johnson (NBA), Justin Hamilton (NBA), Royce White (NBA), Chris Allen, Will Clyburn, Tyrus McGee, Georges Niang (NBA), Monté Morris (NBA), Abdel Nader (NBA), Matt Thomas (NBA), Scott Christopherson, Naz Mitrou-Long (NBA) and Deonte Burton (NBA).
- Three times as a head coach a player was named an All-American.
- Wife, Alison, was a three-time All-Big 12 player for the Cyclones and played for the WNBA's Seattle Storm. She was inducted into the ISU Athletics Hall of Fame in 2022.

MILESTONE WINS

Win	Date	Opponent	Score
1	11-16-16	Wayne State (Neb.)	80-72
25	11-28-17	Ole Miss	99-97 (OT)
50	11-20-18	UTSA	99-79
75	12-21-19	Robert Morris	81-69
100	11-09-21	Kennesaw State	84-73
125	11-24-22	Villanova	81-79 (OT)

PRONUNCIATION GUIDE

T.J. Otzelberger	OTTS-ull-burger	Tamin Lipsey	TAY-min
JR Blount	J-R rhymes with count	Osun Osunniyi	Oh-SHOON Oh-SHOON-ee-ee
Jaren Holmes	JARE-in	Hason Ward	Huh-SAHN
Gabe Kalscheur	cal-SURE	Demarion Watson	Duh-MAR-ee-in
Aljaž Kunc	Ollie-ahj Coon-ce - Also goes by Jaz		

IN THE PAST...INTO THE FUTURE

LAST TIME OUT...

- Iowa State pulled off the its largest win over a ranked opponent on the road in school history Saturday, as the Cyclones beat No. 7 Baylor 73-58 in the final Big 12 game at Baylor's Ferrell Center. ISU led for 35:40 of the game and led by as much as 20 in the second half. Jaren Holmes led the Cyclones with 16 points, while Tre King and Gabe Kalscheur each had 13 and 12 points. King and Holmes each had a game-high seven rebounds, while Tamin Lipsey and Holmes each had a game-high five assists. All 11 Cyclones that suited up for the game played in the first 10 minutes of the game.

NEXT UP: 2023 PHILLIPS 66 BIG 12 CHAMPIONSHIP

- With a win, Iowa State would face the winner of the second quarterfinal between No. 1 seed Kansas and either No. 8 seed West Virginia or No. 9 seed Texas Tech. Tipoff is slated for 6 p.m. on ESPN or ESPN2 on Friday. A loss would leave ISU awaiting its NCAA Tournament fate, with the selection show slated for 5 p.m. on Sunday on CBS.

OTZELBERGER YEAR-BY-YEAR BREAKDOWN

Year	School	Record	Conf.	Postseason	Non-Con	Home	Road	Neutral	vs. Top-25
2016-17	S. Dakota State	18-17	8-8	NCAA First Round	10-9	11-2	3-12	4-3	0-1
2017-18	S. Dakota State	28-7	13-1	NCAA First Round	15-6	15-0	8-4	5-3	0-3
2018-19	S. Dakota State	24-9	14-2	NIT First Round	10-7	14-1	7-6	3-2	0-1
At South Dakota State	70-33 (.680)	35-11 (.761)	2 NCAA/1 NIT	35-22	40-3	18-22	12-8	0-5	
2019-20	UNLV	17-15	12-6	None	5-9	12-7	5-7	0-1	1-1
2020-21	UNLV	12-15	8-10	None	4-5	9-5	3-7	0-3	0-2
At UNLV	29-30 (.492)	20-16 (.556)	None	9-14	21-12	8-14	0-4	1-3	
2021-22	Iowa State	22-13	7-11	NCAA Sweet 16	15-1	14-5	4-6	4-2	5-7
2022-23	Iowa State	18-12	9-9	-	9-3	13-3	3-8	2-1	8-4
At Iowa State	40-25 (.615)	16-20 (.444)	1 NCAA	24-4	27-8	7-14	6-3	13-11	
Overall	139-88 (.612)	71-47 (.602)	3 NCAA/1 NIT	68-40	88-23	33-50	18-15	14-19	

AT THE PHILLIPS 66 BIG 12 CHAMPIONSHIP

ISU CONFERENCE CHAMPIONSHIP HISTORY

- The Cyclones are the No. 5 seed in the tournament ... this is the fourth time the Cyclones have been this seed, owning a 5-2 record in these games ... ISU was also the No. 5 seed in 2005, 2013 and 2019 ... ISU has advanced to at least the semifinals in all previous years as the No. 5 seed, including winning the 2019 title.
- T.J. Otzelberger is making his second appearance in the Phillips 66 Big 12 Championship ... Otzelberger is 7-4 as a head coach in conference tournaments (Big 12: 0-1; Summit: 6-1; Mountain West: 1-2).
- Iowa State has won 12 of its last 17 games at the tournament, winning the title in four of the last eight completed tournaments.
- ISU is 20-21 in the Big 12 Championship, winning the tournament five times (2000, 2014, 2015, 2017, 2019).
- ISU is 78-93 all-time in conference tournaments with seven league tournament championships (1955-Big Seven; 1959-Big Eight; 2000-Big 12; 2014-Big 12; 2015-Big 12; 2017-Big 12; 2019-Big 12).
- ISU has earned a first day bye in nine of the last 12 seasons.
- ISU has won a game at the tournament in five of the last 10 seasons.
- ISU has had 24 players all-time make the conference all-tournament team, including seven most outstanding players.
- In 2019, Iowa State won the Big 12 Tournament as the No. 5 seed, the lowest seeded team to ever win the title.

BY THE NUMBERS

- 24 - Iowa State has had 24 players all-time make the conference all-tournament team.
- 7 - Seven Cyclones have been named most outstanding player of the conference tournament. The most recent being Marial Shayok in 2019.
- 5 - Iowa State has reached five Big 12 Tournament championship games. Iowa State is 5-0 in those games.

WORTH NOTING

- Iowa State won the men's and women's tournament in 2000, one of just two schools to do so (Oklahoma, 2002).
- Monté Morris owns the career championship record with 26 steals.
- Iowa State is the only school with three coaches that have won the Big 12 Tournament (Steve Prohm, Fred Hoiberg, Larry Eustachy).

CONFERENCE TOURNEY EXPERIENCE

- Gabe Kalscheur, Aljaž Kunc and Robert Jones all appeared in last year's Phillips 66 Big 12 Championship Quarterfinal game against Texas Tech. Kalscheur and Kunc started the game, with all three each scoring five points in the 72-41 loss.
- Gabe Kalscheur played four games in the Big Ten Tournament while at Minnesota ... he missed the 2021 tournament after suffering a broken right hand late in the season.
- Aljaž Kunc played in three Pac-12 Tournaments at Washington State ... he logged 31 minutes in 2021 against Arizona State and pulled down nine boards.
- Robert Jones scored 21 points against North Dakota State in the 2020 Summit League Tournament while playing at Denver ... Jones made 10-of-12 field goals in the game.
- Tre King appeared in four Ohio Valley Tournament games while at Eastern Kentucky ... He scored 17 points and pulled down seven rebounds in a victory over Austin Peay in 2021.
- Jaren Holmes appeared in four Atlantic 10 Tournament games while at St. Bonaventure, helping the Bonnies to the 2021 title ... Holmes averaged over 10 points in each of those games, while scoring 15 in a semifinal victory over Saint Louis in 2021.
- Osun Osunniyi played in seven Atlantic 10 Tournament games at St. Bonaventure, including two appearances in the championship game ... Osunniyi helped the Bonnies win the 2021 title, tallying a double-double with 14 points and 12 rebounds.
- Hason Ward played in four Atlantic 10 Tournament games at VCU, including a championship game appearance against current teammates Osun Osunniyi and Jaren Holmes ... Ward had 10 points, five rebounds and three blocked shots in an opening round victory against Dayton in 2021.

ALL-TIME AT T-MOBILE CENTER

RECORD: 13-10

Largest Iowa State Winning Margin: 21 vs. TCU in 2017 (84-63)

Most Points By ISU: 94 vs. Kansas (3/14/14)

Largest Losing Margin: 31 vs. Texas Tech in 2022 (72-41)

Most Points By Opponent: 88 by Kansas (3/15/13)

All-Time Games :

3/13/08	vs. Texas A&M	L, 60-47
3/10/10	vs. Texas	L, 82-75
3/9/11	vs. Colorado	L, 77-75
3/8/12	vs. Texas	L, 71-65
3/14/13	vs. Oklahoma	W, 73-66
3/15/13	vs. Kansas	L, 88-73
3/13/14	vs. Kansas State	W, 91-85
3/14/14	vs. Kansas	W, 94-83
3/15/14	vs. Baylor	W, 74-65
3/12/15	vs. Texas	W, 69-67
3/13/15	vs. Oklahoma	W, 67-65
3/14/15	vs. Kansas	W, 70-66
3/10/16	vs. Oklahoma	L, 79-76
3/9/17	vs. Oklahoma State	W, 92-83
3/10/17	vs. TCU	W, 84-63
3/11/17	vs. West Virginia	W, 80-74
3/7/18	vs. Texas	L, 68-64
3/14/19	vs. Baylor	W, 83-66
3/15/19	vs. Kansas State	W, 63-59
3/16/19	vs. Kansas	W, 78-66
3/11/20	vs. Oklahoma State	L, 72-71
3/10/21	vs. Oklahoma	L, 79-73
3/10/22	vs. Texas Tech	L, 72-41

VS. OPPONENTS

Opponent	In Conf. Tourn.	At T-Mobile
■ Baylor	4-1	2-0
■ Kansas	10-19	3-1
■ Kansas St.	11-9	2-0
■ Oklahoma	12-16	2-2
■ Oklahoma St.	8-12	1-1
■ Texas	1-3	1-3
■ TCU	1-0	1-0
■ Texas Tech	1-2	0-1
■ West Virginia	1-0	1-0

CONFERENCE TOURNEY MVP

Vinnie Brewer	1959	Big Eight
Dedric Willoughby	1996	Big Eight
Marcus Fizer	2000	Big 12
DeAndre Kane	2014	Big 12
Georges Niang	2015	Big 12
Monte Morris	2017	Big 12
Marial Shayok	2019	Big 12

FROM THE NOTEBOOK

QUICK HITS

- T.J. Otzelberger has been named to the Werner Ladder Naismith Men's College Coach of the Year Late Season Watch List. Only 15 coaches were named to the list, with three coming from the Big 12.
- Iowa State is forcing a turnover on 25.3 percent of opponents possessions this season, the second-best percentage in the country. ISU is the only Power Six school over 24.5 percent.
- The Cyclones rank sixth in the nation in adjusted defensive efficiency at 91.4, well below the average of 105.6.
- Tamin Lipsey had 10 assists, nine points and eight rebounds against No. 8 Kansas on Feb. 4. He became just the 11th player in Big 12 history to produce those numbers in a game. Of the 11, seven have come from Iowa State (Jamaal Tinsley, Curtis Stinson, Royce White, Monté Morris, Nick Weiler-Babb and Tyrese Haliburton).

STREAKS OF NOTE

- 11 - ISU has won 11 consecutive games when shooting 50 percent or better from the field.
- 11 - When the Cyclones make 10 or more 3-pointers, ISU has won the last 11 games.
- 12 - If the Cyclones allow 59 points or less, ISU has won 12-straight games and is 24-2 under T.J. Otzelberger when doing so.
- 17 - If the Cyclones score in the 80's, Iowa State has won 17-straight games.
- 18 - ISU has won 18-straight games at Hilton Coliseum against non-conference opponents.
- 523 - The Cyclones have hit a 3-pointer in 523-straight games.

HOME SWEET HILTON

- Iowa State played its 800th game in Hilton against TCU on Feb. 15.
- The Cyclones are 595-207 all-time at Hilton, including a 13-3 mark this season.
- Over the course of 51 years, Iowa State has only lost seven or more home games four times.

QUICK FACTS

Location	Ames, Iowa
Founded	1848
Enrollment	29,969
Nickname	Cyclones
Mascot	Cy
Colors	Cardinal & Gold

THE KILL SHOT

- According to EvanMiya.com, Iowa State leads the Big 12 in "Kill Shots", defined as the total number of double digit scoring runs in the season. Iowa State and Baylor have both recorded 20 this year, ranking 47th in the country.

NEW LOOK CYCLONES

- Iowa State once again welcomed a fresh set of faces via the transfer portal and the incoming freshman class.
- The Cyclones added five players from the transfer portal, while welcoming three freshmen and a walk-on.
- Tre King joined the Cyclones at semester last year as a transfer from Georgetown after playing his first three seasons at Eastern Kentucky. The first game he was eligible to return was Dec. 18 against Western Michigan.
- Jaren Holmes and Osun Osunniyi join the Cyclones from a St. Bonaventure team that advanced to the NIT Final Four, while Hason Ward joins them from fellow Atlantic 10 school VCU.
- Jeremiah Williams joins the team from Temple, while lone walk-on Conrad Hawley played football at Kansas last season.
- Tamin Lipsey is the first Ames High School player to be signed to a scholarship at Iowa State out of high school since Ross Marsden in 2005. He is the 15th player to be on an Iowa State men's basketball roster from Ames.
- Lipsey is joined in the freshman class by a pair of Minnesota standouts in Eli King (Caledonia) and Demarion Watson (Maple Grove). Watson helped Totino-Grace to a Minnesota state title last season, while King led Caledonia to a third-place finish.

1,000 POINT CLUB

- Iowa State has four current players in the 1,000-point club (previous school included) in Kalscheur (1,633), Holmes (1,415), Osunniyi (1,359) and T. King (1,088). Iowa State is one of 15 NCAA Division I schools and 10 Power Six schools with four or more players in the 1,000 point club.

INSIDE THE SERIES



BU LEADS, 24-22

Home: 15-6 **Road:** 3-17 **Neutral:** 4-1

In Kansas City: 4-1

Current Streak: 2 by Iowa State

Longest ISU win streak: 4, twice

Longest BU win streak: 6 (2020-pres.)

Overtime: 0-1

Otzelberger vs. Baylor: 2-2

Drew vs. Iowa State: 10-15

Coach Otz vs. Coach Drew: 2-2

Largest Iowa State Winning Margin: 26 in 2005 (77-51)

Most Points By ISU: 91 (2/16/16)

Largest BU Winning Margin: 21 in 2010 (84-63)

Most Points By BU: 100 (2/16/16)

Recent Meetings:

3/4/23	ISU, 73-58	Waco
12/31/22	ISU, 77-62	Ames
3/5/22	BU, 75,68	Waco
1/1/22	BU, 77-72	Ames
2/23/21	BU, 77-72	Waco
1/2/21	BU, 76-65	Ames
1/29/20	BU, 67-53	Ames
1/15/20	BU, 68-55	Waco

ISU-BAYLOR NOTES

- This will be the 47th game between the Bears and the Cyclones ... It's been a close series, historically, but Baylor has a slight edge over ISU with a 24-22 record.
- Baylor head coach Scott Drew is the Big 12's second longest tenured head coach ... He has faced ISU 25 times since he took over Baylor in 2003 and has a 10-15 record.
- Baylor has won 15 of the last 22 games.
- Iowa State picked up wins over the Bears twice this season, with Baylor being ranked in the AP Top 15 both times. Baylor was ranked No. 12 in the first meeting and No. 7 in last week's meeting.
- Gabe Kalscheur has scored 53 points in his last three games against Baylor, scoring 23 earlier this year and 18 in the final game last season. He had 12 points in Saturday's victory.
- Hason Ward faced Baylor last year while at VCU, scoring six points and grabbing six rebounds.
- Iowa State has won the last three meetings in Kansas City by an average margin of 15.33 points.

FROM THE NOTEBOOK

PHIL KNIGHT INVITATIONAL

- Regarded as one of the toughest tournaments over "Feast Week", Iowa State was the runner-up to No. 20 UConn in the Phil Knight Invitational. The Cyclones defeated Villanova 81-79 in overtime in the quarterfinals and beat No. 1 North Carolina, both teams that advanced to the Final Four last season, in the semifinals. No. 12 Michigan State and No. 18 Alabama were also in the field.

UP FOR A CHALLENGE

- Iowa State played in a pair of conference challenges this season, starting Dec. 4 with the Big 12/BIG EAST Battle against St. John's. The victory improved ISU to 3-0 in this challenge after the 71-60 victory.
- The SEC/Big 12 Challenge came to a close after 10 years. The Cyclones went 4-6 in the event after a loss to Missouri this year. The Big 12 won the challenge 7-3 this year, bringing the overall record to 5-3-2 over the 10 years.

HILTON MAGIC

- Iowa State is playing its 52nd season at Hilton Coliseum ... the arena opened in 1971 with a win against Arizona in the first game.
- ISU has recorded a 74.3 winning percentage (595-207) at the arena.
- ISU has ranked among the nation's top-30 teams in attendance 16 of the last 17 non-Covid seasons. ISU ranks 19th in the country and second in the Big 12 this season with an average of 13,375.
- Hilton Magic was coined in 1989 by Des Moines Register sportswriter Buck Turnbull.

IOWA STATE VS. RANKED OPPONENTS

- Iowa State is 123-291 all-time against ranked opponents (at tip).
- ISU has a 31-18 record in its last 49 games against ranked foes in Hilton Coliseum. The 31 wins since 2010 is the third-most wins in the country.
- Otzelberger is 13-11 against ranked teams, the fourth most wins by an ISU coach against ranked foes.
- ISU is 7-10 against ranked non-conference foes at Hilton Coliseum ... The Cyclones have won six of the last seven meetings: 2019-20: #16 Seton Hall; 2014-15: #18 Arkansas; 2013-14: #23 Iowa, #7 Michigan; 2005-06: #12 Iowa; 2004-05: #19 Virginia.

At Home: 78-88

On Road: 19-151

Neutral Site: 26-52

IOWA STATE QUICK FACTS

- Iowa State is playing its 116th season of men's basketball and the second under head coach T.J. Otzelberger.
- Iowa State's 2022-23 roster includes 13 players from eight different states and two other countries.
- Jaren Holmes is the 25th player in Iowa State history from Michigan, the third-most populated state in ISU history behind Iowa and Illinois.
- Jaz Kunc is the first Cyclone from Slovenia and Hason Ward is the first from Barbados.
- The Cyclone roster has one walk-on: Conrad Hawley.

STANDINGS (as of 3/7/23)

School	Big 12	Overall
Kansas	13-5	25-6
Texas	12-6	23-8
Kansas State	11-7	23-8
Baylor	11-7	22-9
Iowa State	9-9	18-12
TCU	9-9	20-11
Oklahoma State	8-10	17-14
West Virginia	7-11	18-13
Texas Tech	5-13	16-15
Oklahoma	5-13	15-16

HONORS

Big 12 Player of Week

- Nov. 14 Adam Flagler, Baylor
- Nov. 21 LJ Cryer, Baylor
- Nov. 28 Markquis Nowell, Kansas State
- Dec. 5 Jalen Wilson, Kansas
- Dec. 12 Tre Mitchell, West Virginia
- Dec. 19 Marcus Carr, Texas
- Dec. 27 Emanuel Miller, TCU
- Jan. 2 Marcus Carr, Texas
- Jan. 9 Marquis Nowell, Kansas State
- Jan. 16 KJ Adams Jr., Kansas
- Jan. 23 Avery Anderson III, Oklahoma State
- Jan. 30 LJ Cryer, Baylor
- Feb. 6 Kalib Boone, Oklahoma State
- Feb. 13 Adam Flagler, Baylor
- Feb. 20 De'Vion Harmon, Texas Tech
- Feb. 27 Markquis Nowell, Kansas State
- March 6 Erik Stevenson, West Virginia

Big 12 Newcomer of the Week

- Nov. 14 Keyontae Johnson, Kansas State
- Nov. 21 Gradey Dick, Kansas
- Nov. 28 Jaren Holmes, Iowa State**
- Dec. 5 Keyonte George, Baylor
- Dec. 5 Gradey Dick, Kansas
- Dec. 12 Grant Sherfield, Oklahoma
- Dec. 19 Keyontae Johnson, Kansas State
- Dec. 27 Nae'Qwan Tomlin, Kansas State
- Dec. 27 Grant Sherfield, Oklahoma
- Jan. 2 Keyonte George, Baylor
- Jan. 9 Keyontae Johnson, Kansas State
- Jan. 16 Sir'Jabari Rice, Texas
- Jan. 23 Keyontae Johnson, Kansas State
- Jan. 30 Erik Stevenson, West Virginia
- Feb. 6 Sir'Jabari Rice, Texas
- Feb. 13 John-Michael Wright, Okla. State
- Feb. 20 Gradey Dick, Kansas
- Feb. 27 Keyontae Johnson, Kansas State
- March 6 Erik Stevenson, West Virginia

CYCLONE FACTS

4

Four Cyclones were on NBA opening day rosters, two of which played for ISU when Otzelberger was on staff.

14

Iowa State has won 14 conference championships in school history.

4

Iowa State has four active Cyclones that have tallied over 1,000 points in their careers in Jaren Holmes, Gabe Kalscheur, Tre King and Osun Osunniyi.

116

This is the 116th season of Iowa State men's basketball.

FROM THE NOTEBOOK

FEWEST RETURNING POINTS PER GAME

- Iowa State is one of 14 schools in the country that return 25 points per game or less this year. Of those 14, only three are Power Six schools.
- The Cyclones will face three of the schools on the list in IUPUI (9.1), West Virginia (9.1) and Milwaukee (11.2).

Power Six Schools

West Virginia: 9.1
Ohio State: 17.3
Iowa State: 24.9

IT'S NOT OLD...IT'S EXPERIENCE

- At the start of the 2022-23 season, Iowa State's average age on the roster is 21.1 years old (Not including three November and a December birthday).
- Iowa State is the second-oldest Power Six roster in the country and the sixth-oldest roster overall.

REG COACHES CORNER

- The Renewable Energy Group (REG) Coaches Corner radio show airs from 6:30-8 p.m on Monday night's throughout the season. Three shows will air on Tuesday's due to games.
- The show will be aired on select Cyclone Radio Affiliates as well as on the Iowa State Athletics Facebook page and on Cyclones.tv.
- Voice of the Cyclones John Walters and a guest co-host will be joined weekly by Cyclone head men's basketball coach T.J. Otzelberger from 6:30-7:15 p.m. Cyclone head women's basketball coach Bill Fennelly will join the show from 7:15-8 p.m.
- Otzelberger will be on the show ~~Dec. 5, Dec. 12, Dec. 19, Jan. 9, Jan. 16, Jan. 23, Jan. 31, Feb. 6, Feb. 14, Feb. 28~~ and March 6.
- This marks the second year that the show will be collaborating with REG.

T.J. OTZELBERGER T.V. SHOW

- The T.J. Otzelberger Show will air 10 episodes this season. The show airs on Sunday nights on ~~Dec. 11, Jan. 8, Jan. 15, Jan. 22, Jan. 29, Feb. 5, Feb. 12, Feb. 19, Feb. 26~~ and March 5.

THE FUTURE IS BRIGHT

- The class of 2023 became official Nov. 9, with Iowa State signing the best recruiting class in school history. The Cyclones signed Omaha Biliew (6-8 | Forward | Waukee, Iowa | Waukee HS), Kayden Fish (6-6 | Forward | Kansas City, Mo. | Staley HS), Jelani Hamilton (6-5 | Guard | Marietta, Ga. | Wheeler HS) and Milan Momcilovic (6-8 | Forward | Pewaukee, Wis. | Pewaukee HS).
- The class is rated No. 6 nationally by 247sports and Rivals, while ranking No. 7 by ESPN. It is the top-ranked class in the Big 12 by all three outlets.
- A consensus five-star recruit, Biliew is the highest-ranked signee for Iowa State in the modern era. Biliew was named to the McDonald's All-American Game, becoming the third Cyclone signee named to the game. He is ranked in the top 15 in the country by all three national outlets, ranking as high as ninth on the ESPN Top 100. As a sophomore at Waukee HS, he led the Warriors to the Iowa 4A State Title, averaging 10.9 points, 7.8 rebounds and 3.1 blocks per game. He played his junior year at Link Academy before returning to Waukee for his senior season. He played for MoKan Elite on the AAU circuit, helping the team its third title at the Peach Jam.
- Fish is a three-star recruit, with Rivals listing him as the 30th best power forward in the class. Fish teamed with Biliew on the AAU circuit with MoKan Elite. In the championship game of the Peach Jam, Fish scored a team-high 13 points. He averaged 11 points and five rebounds as a junior, while shooting 60 percent from the field and 40 percent from 3-point range.
- Hamilton is a ranked a four-star recruit by Rivals, landing 96th on their Top 100 list. ESPN and 247 both list him as a three-star, with 247 ranking him the 15th-best recruit in program history. Hamilton is a Cyclone legacy, with both his parents attending Iowa State, while his brother is a manager for the team. Hamilton played for the Georgia Stars, a member of the Nike EYBL Circuit.
- Momcilovic is a consensus four-star recruit, landing in the top 35 by all three national outlets. He is the third-best recruit in program history by 247. During his junior year, Momcilovic led Pewaukee to its second-straight WIAA Division 2 State Title with a 27-3 record, scoring 19 points in the championship game. He averaged 18.1 points and 7.7 rebounds per game as a junior.

CYCLONES IN THE NBA



Georges Niang
Philadelphia 76ers
(Seventh Season)

Stats	Season	Career
Games	61	366
PPG	8.4	6.5
RPG	2.4	2.1
APG	1.1	0.9
FG%	44.6	43.9
3P%	40.8	40.5
PER	11.5	11.2



Monté Morris
Washington Wizards
(Sixth Season)

Stats	Season	Career
Games	51	331
PPG	10.4	10.5
RPG	3.4	2.5
APG	5.3	4.0
FG%	48.3	48.1
3P%	40.6	39.6
PER	14.7	15.0



Talen Horton-Tucker
Utah Jazz
(Fourth Season)

Stats	Season	Career
Games	51	182
PPG	8.0	8.9
RPG	2.7	2.8
APG	3.0	2.7
FG%	40.7	42.9
3P%	27.5	27.6
PER	11.9	11.9



Tyrese Haliburton
Indiana Pacers
(Third Season)

Stats	Season	Career
Games	53	188
PPG	20.6	16.1
RPG	3.7	3.6
APG	10.3	7.9
FG%	48.9	47.8
3P%	40.7	41.0
PER	23.6	19.2

HALIBURTON AN NBA ALL-STAR

- Former Iowa State men's basketball player Tyrese Haliburton had himself a time at the NBA All-Star Weekend. Haliburton became the first Cyclone to be named to the NBA All-Star Game since Jeff Hornacek in 1992.
- Haliburton opened the weekend in the Starry 3-Point Contest, where he tied an NBA record with 31 points in the first round to advance to the finals. Haliburton finished third in the finals with 17 points behind Portland's Damian Lillard and his Indiana Pacer teammate Buddy Hield.
- On Sunday, Haliburton was the fourth pick on Team LeBron in the NBA All-Star Game Draft. Haliburton finished with 18 points, three assists and a rebound. His 18 points are the most a Cyclone has ever scored in the NBA All-Star Game.

FROM THE NOTEBOOK

Overtime Records

Overall: 68-70

Record	Last time...Score	Date
Home: 31-35		
Kansas State	L, 69-75	2-12-22
Road: 27-27		
at Texas Tech	L, 77-80	1-30-23
Neutral: 10-8		
Villanova	W, 81-79	11-24-22

Single: 59-63

Record	Last time...Score	Date
Home: 28-34		
Kansas State	L, 69-75	2-12-22
Road: 23-21		
at Texas Tech	L, 77-80	1-30-23
Neutral: 8-8		
Villanova	W, 81-79	11-24-22
NCAA Tournament: 1-1		
vs. UCLA	L, 73-74	3-20-97
vs. Miami (Ohio)	W, 81-79	3-14-86

Double: 7-5

Home: 3-1		
Houston	W, 82-75	1-3-10
Creighton	L, 94-99	1-16-90
Iowa	W, 76-72	1-14-84
Kansas	W, 78-72	1-13-69
Road: 2-4		
at Oklahoma	W, 92-87	1-21-17
at Texas	L, 86-89	2-13-13
at Missouri	L, 75-81	3-5-08
at Oklahoma	L, 75-80	1-22-00
at Wyoming	W, 70-66	12-16-95
at N. Illinois	L, 95-97	1-4-71
Neutral: 2-0		
vs. NSU	W, 81-77	1-22-05
vs. Okla. State	W, 87-84	1-30-69

Triple: 1-1

Road: 1-1		
Nebraska	L, 88-91	2-5-74
Okla. State	W, 98-97	2-3-14

Four: 0-1

Road: 0-1		
at Missouri	L, 109-112	1-13-00

Five: 1-0

Road: 1-0		
at Colorado	W, 83-80	2-27-60

ISU Active Career Leaders

Points	Gabe Kalscheur (1,633)
Points/Game	Jaren Holmes (13.1)
Field Goal Percentage	Osun Osunniyi (59.4)
Field Goals Made	Osun Osunniyi (568)
3-Point Percentage	Aljaž Kunc (34.6)
3-Pointers Made	Gabe Kalscheur (284)
Free Throw Percentage	Aljaž Kunc (75.8)
Free Throws Made	Jaren Holmes (292)
Rebounds	Osun Osunniyi (1,019)
Rebounds/Game	Osun Osunniyi (7.2)
Assists	Jaren Holmes (310)
Assists/Game	Tamin Lipsey (4.6)
Steals	Gabe Kalscheur (162)
Blocks	Osun Osunniyi (338)

Lock Down Defense

Iowa State has held nearly every opponent this year below its scoring average going into the game. IUPUI (Season Opener), Villanova (Overtime) and Texas Tech (Overtime) are the only three times a team has hit their average against ISU.

Team	Average	Total
IUPUI	0.0	39
North Carolina A&T	85.5	43
Milwaukee	89.0	53
vs. Villanova	69.0	79
vs. North Carolina	82.4	65
vs. UConn	85.9	71
North Dakota	71.1	44
St. John's	83.5	60
at Iowa	83.4	75
McNeese	66.4	40
Western Michigan	70.5	57
Baylor	80.8	62
at Oklahoma	69.0	60
at TCU	78.8	67
Texas Tech	78.4	50
at Kansas	77.8	62
Texas	81.5	67
at Oklahoma State	69.1	61
Kansas State	77.9	76
at Missouri	83.4	78
at Texas Tech	74.5	80
Kansas	76.6	53
at West Virginia	77.6	76
Oklahoma State	69.4	64
TCU	76.2	59
at Kansas State	75.9	61
at Texas	76.9	72
Oklahoma	68.3	61
West Virginia	76.5	72
at Baylor	78.0	58

ON THIS DATE

- Iowa State is 7-11 all-time on March 9.
- The Cyclones are 2-4 on March 9 in Big 12 play. ISU beat West Virginia (2013) and Oklahoma State (2017), while dropping games against Baylor (2001), Oklahoma State (2006), Colorado (2011) and Texas Tech (2019).
- This will be the second time Iowa State and Baylor have faced each other on March 9, with the Bears defeating the Cyclones 62-49 in the 2001 Phillips 66 Big 12 Championship.
- Iowa State is 1-3 in the Phillips 66 Big 12 Championship on March 9.



Category 5 Culture

Gratitude
Enthusiasm
Toughness
Unity
Integrity

When T.J. Otzelberger arrived at Iowa State as head coach, one of his first priorities was creating a culture with a number of core values that define Cyclone basketball. Through that process, #C5C was born.

FROM THE NOTEBOOK

AP Top 25 Wins This Season

1. Iowa State	8
2. Kansas	7
3. Kansas State	7
4. Texas	7
5. Alabama	5
6. Arizona	5
7. Baylor	5
8. Creighton	5
9. Illinois	5
10. Indiana	5
11. Marquette	5
12. Maryland	5
13. Missouri	5
14. Tennessee	5
15. TCU	5
16. Xavier	5

AP Top 10 Wins This Season

1. Iowa State	5
2. Kansas	4
3. Texas	4
4. Arizona	3
5. Baylor	3
6. Kansas State	3
7. Tennessee	3
8. Alabama	2
9. Gonzaga	2
10. Illinois	2
11. Indiana	2
12. Kentucky	2
13. Marquette	2
14. Purdue	2
15. Rutgers	2
16. TCU	2

AP Top 25 Wins In the Last 10 Years

1. Kansas	78
2. Baylor	55
3. Michigan State	54
4. Duke	53
5. North Carolina	51
6. Villanova	51
7. Iowa State	48
8. Oklahoma	47
9. Virginia	44
10. Michigan	42

Big 12 Overall Wins since 2011-12

1. Kansas	344
2. Baylor	294
3. Iowa State	236
4. Texas	234
5. Kansas State	229
6. Oklahoma	229
7. West Virginia	224
8. Texas Tech	220
9. Oklahoma State	214
10. TCU	187

ISU Winning Percentage (Overall)

1. Fred Hoiberg (2011-15)	.673
2. Tim Floyd (1995-98)	.633
3. Larry Eustachy (1999-03)	.631
4. T.J. Otzelberger (2022-Present)	.615
5. Bill Strannigan (1955-59)	.600
6. Wayne Morgan (2004-06)	.585
7. Maury Kent (1921)	.556
8. Maury John (1972-74)	.551
9. Johnny Orr (1981-94)	.522
10. Louis Menze (1929-47)	.520

ISU Winning Percentage (Conference)

1. Fred Hoiberg (2011-15)	.557
2. Larry Eustachy (1999-03)	.525
3. Tim Floyd (1995-98)	.500
4. Bill Strannigan (1955-59)	.484
5. Wayne Morgan (2004-06)	.458
6. Glen Anderson (1960-71)	.458
7. T.J. Otzelberger (2022-Present)	.444
8. Louis Menze (1929-47)	.432
9. Maury John (1972-74)	.429
10. Maury Kent (1921)	.429

ISU Winning Percentage (Home)

1. Fred Hoiberg (2011-15)	.872 (75-11)
2. Larry Eustachy (1999-03)	.835 (71-14)
3. Wayne Morgan (2004-06)	.792 (38-10)
4. T.J. Otzelberger (2022-Pres.)	.771 (27-8)
5. Tim Floyd (1995-98)	.769 (50-15)
6. Johnny Orr (1981-94)	.766 (154-47)
7. Bill Strannigan (1955-59)	.725 (37-14)
8. Maury John (1972-74)	.725 (29-11)
9. Louis Menze (1929-47)	.671 (112-55)
10. Steve Prohm (2016-21)	.652 (60-32)

ISU Winning Percentage (Road)

1. Maury Kent (1921)	.556 (5-4)
2. Bill Strannigan (1955-59)	.438 (21-27)
3. Tim Floyd (1995-98)	.436 (17-22)
4. Louis Menze (1929-47)	.363 (53-93)
5. Fred Hoiberg (2011-15)	.358 (19-34)
6. H.H. Walter (1916-19)	.333 (9-18)
7. T.J. Otzelberger (2022-Pres.)	.333 (7-14)
8. Larry Eustachy (1999-03)	.320 (16-34)
9. Glen Anderson (1960-71)	.282 (37-94)
10. Wayne Morgan (2004-06)	.281 (9-23)

ISU Winning Percentage (Neutral)

1. Bill Strannigan (1955-59)	.688 (11-5)
2. T.J. Otzelberger (2022-Pres.)	.667 (6-3)
3. Maury John (1972-74)	.667 (6-3)
4. Steve Prohm (2016-21)	.657 (23-12)
5. Fred Hoiberg (2011-15)	.656 (21-11)
6. Wayne Morgan (2004-06)	.600 (9-6)
7. Tim Floyd (1995-98)	.583 (14-10)
8. Larry Eustachy (1999-03)	.560 (14-11)
9. Glen Anderson (1960-71)	.487 (19-20)
10. Johnny Orr (1981-94)	.408 (24-35)

ISU Wins on Neutral Court

1. Johnny Orr (1981-94)	24
2. Steve Prohm (2016-21)	23
3. Fred Hoiberg (2011-15)	21
4. Glen Anderson (1960-71)	19
5. Larry Eustachy (1999-03)	14
6. Tim Floyd (1995-98)	14
7. Bill Strannigan (1955-59)	11
8. Wayne Morgan (2004-06)	9
9. Clayton Sutherland (1948-54)	7
10. T.J. Otzelberger (2022-Pres.)	6
11. Maury John (1972-74)	6

ISU Wins vs. AP Top 25 Teams

1. Johnny Orr (1981-94)	24
2. Fred Hoiberg (2011-15)	23
3. Steve Prohm (2016-21)	17
4. T.J. Otzelberger (2022-Present)	13
5. Larry Eustachy (1999-03)	12
6. Wayne Morgan (2004-06)	9
7. Tim Floyd (1995-98)	7
8. Bill Strannigan (1955-59)	6
9. Glen Anderson (1960-71)	6
10. Maury John (1972-74)	3
11. Greg McDermott (2007-10)	1
12. Lynn Nance (1977-80)	1
13. Ken Trickey (1975-76)	1

ISU Wins vs. AP Top 10 Teams

1. Johnny Orr (1981-94)	12
2. Fred Hoiberg (2011-15)	7
3. Steve Prohm (2016-21)	7
4. T.J. Otzelberger (2022-Present)	6
5. Tim Floyd (1995-98)	4
6. Larry Eustachy (1999-03)	3
7. Bill Strannigan (1955-59)	3
8. Glen Anderson (1960-71)	3
9. Wayne Morgan (2004-06)	1
10. Greg McDermott (2007-10)	1

ISU Wins at Hilton Coliseum

1. Johnny Orr (1981-94)	154
2. Fred Hoiberg (2011-15)	75
3. Larry Eustachy (1999-03)	71
4. Steve Prohm (2016-21)	60
5. Tim Floyd (1995-98)	50
6. Greg McDermott (2007-10)	48
7. Wayne Morgan (2004-06)	38
8. Lynn Nance (1977-80)	32
9. Maury John (1972-74)	29
10. T.J. Otzelberger (2022-Pres.)	27

Most Wins in First Two Years at ISU

1. Steve Prohm (2016-21)	47
2. Larry Eustachy (1999-03)	47
3. Tim Floyd (1995-98)	47
4. T.J. Otzelberger (2022-Present)	40
5. Fred Hoiberg (2011-15)	39
6. Wayne Morgan (2004-06)	39
7. Greg McDermott (2007-10)	29
8. Glen Anderson (1960-71)	29
9. Bill Strannigan (1955-59)	29
10. Maury John (1972-74)	28

INDIVIDUAL RECORDS

STEALS, SINGLE SEASON

1.	98	Jamaal Tinsley (1999-2000)
2.	79	Jamaal Tinsley (2000-01)
3.	73	Curtis Stinson (2005-06)
4.	72	Curtis Stinson (2004-05)
	72	Justus Thigpen (1992-93)
17.	71	Tyrese Hunter (2021-22)
6.	65	Will Blalock (2005-06)
	65	Fred Hoiberg (1991-92)
	65	Jeff Hornacek (1984-85)
9.	64	Monte Morris (2014-15)
	64	Ron Bayless (1992-93)
	64	Jeff Hornacek (1985-86)
12.	62	Tamin Lipsey (2022-23)
	62	Monte Morris (2015-16)
	62	Jeff Grayer (1985-86)
14.	61	Justus Thigpen (1991-92)
	61	Jeff Hornacek (1983-84)
16.	60	Will Blalock (2004-05)
	59	Ron Bayless (1991-92)
19.	58	Jeff Grayer (1987-88)
20.	56	Kenny Pratt (1995-96)
	56	Fred Hoiberg (1992-93)

STEALS BY A FRESHMAN, IOWA STATE

1.	71	Tyrese Hunter (2021-22)
2.	65	Fred Hoiberg (1991-92)
3.	62	Tamin Lipsey (2022-23)
4.	55	Curtis Stinson (2003-04)
5.	54	Tyrese Haliburton (2018-19)

STEALS BY A FRESHMAN, BIG 12

1.	99	Marcus Smart-OSU	2012-13
2.	89	Mario Chalmers-KU	2005-06
3.	87	Cookie Belcher-NU	1996-97
4.	72	T.J. Ford-UT	2001-02
—	59	Tyrese Hunter-ISU	2021-22
5.	67	Jevon Carter-WVU	2014-15
	67	Byron Eaton-OSU	2005-06
7.	66	Kevin Durant-UT	2006-07
8.	62	Tamin Lipsey-ISU	2022-23
	62	Jarrius Jackson-TTU	2003-04
9.	61	Josh Gray-TTU	2012-13
	61	Phil Pressey-MU	2010-11

ASSISTS BY A FRESHMAN, IOWA STATE

1.	172	Tyrese Hunter (2021-22)
2.	146	Gary Thompkins (1984-85)
3.	143	Curtis Stinson (2003-04)
4.	137	Tamin Lipsey (2022-23)
5.	134	Monte Morris (2013-14)
	134	Will Blalock (2003-04)

ASSISTS BY A FRESHMAN, BIG 12

1.	279	Trae Young-OU	2017-18
2.	273	T.J. Ford-UT	2001-02
3.	252	Aaron Miles-KU	2001-02
4.	233	D.J. Augustin-UT	2006-07
5.	176	Myck Kabongo-UT	2011-12
6.	172	Tyrese Hunter-ISU	2021-22
7.	154	Tommy Mason-Griffin-OU	2009-10
8.	152	Jordan Woodard-OU	2013-14
9.	143	Curtis Stinson-ISU	2003-04
10.	141	Isaiah Taylor-UT	2013-14
-	137	Tamin Lipsey-ISU	2022-23

ISU Senior FG Percentage Record

1.	Stevie Johnson (1999-00)	66.3
2.	Victor Alexander (1990-91)	65.9
3.	Jameel McKay (2015-16)	60.5
4.	Osun Osunniyi (2022-23)	59.1
5.	Terrence Allen (1983-84)	58.1

TEAM RECORDS

STEALS (Single-Season)

1.	381	2002-03
2.	328	1992-93
3.	299	2021-22
4.	295	2004-05
5.	293	1987-88
6.	290	2005-06
7.	277	1999-00
8.	272	2016-17
9.	269	1985-86
10.	265	2022-23

MOST WINS vs. RANKED TEAMS, SEASON

1.	9-2014-15
	9-2013-14
3.	8-2022-23
4.	7-1999-00
5.	6-2018-19
6.	5-2004-05
	5-1991-92
	5-2021-22
9.	4-2015-16
	4-2000-01
	4-1987-88

Turnover Margin (Single-Season)

1.	1985-86	6.79
2.	2005-06	6.10
3.	1992-93	5.19
4.	1991-92	4.62
5.	1983-84	4.59
6.	2004-05	4.16
7.	2022-23	4.00
8.	2016-17	3.88
9.	1987-88	3.13
10.	2021-22	2.80

STAT RANKINGS

Category	NCAA	Big 12
Assist/Turnover Ratio	130th	6th
Assists Per Game	99th	6th
Bench Points Per Game	238th	8th
Blocks Per Game	225th	8th
Effective Field Goal Percent	191st	8th
Fastbreak Points	329th	10th
Field Goal Percentage	162nd	8th
Field Goal Percentage Def.	65th	3rd
Fouls Per Game	323rd	10th
Free Throw Att. Per Game	291st	9th
Free Throw Percentage	308th	10th
Free Throws Made Per Game	317th	10th
Rebound Margin	108th	5th
Rebounds (Def.) Per Game	333rd	10th
Rebounds (Off.) Per Game	106th	4th
Rebounds Per Game	266th	9th
Scoring Defense	16th	1st
Scoring Margin	83rd	6th
Scoring Offense	258th	9th
Steals Per Game	21st	1st
3-Point Attempts Per Game	272nd	9th
3-Point Percentage	210th	8th
3-Point Percentage Def.	141st	8th
3-Pointers Per Game	270th	9th
Turnover Margin	14th	2nd
Turnovers Forced Per Game	13th	1st
Turnovers Per Game	212th	5th
Winning Percentage	121st	6th

Category	NCAA	Big 12
Tamin Lipsey		
Steals Per Game	28th	3rd
Steals	30th	4th
Assists Per Game	77th	5th
Assists	82nd	5th
Assist/Turnover Ratio	107th	7th
Gabe Kalscheur		
3-Point Attempts	190th	7th
Steals Per Game	197th	9th
Steals	210th	10th
3-Pointers Per Game	217th	10th
Total 3-Pointers Made	220th	9th
Minutes Per Game	250th	9th
Osun Osunniyi		
Blocks Per Game	158th	4th
Blocks	158th	5th
Jaren Holmes		
Field Goal Attempts	211th	8th
Assist/Turnover Ratio	249th	9th
Assists Per Game	280th	10th

MISC. STATS

Largest...	2022-23	Under Otz
Lead	49 vs. IUPUI (11/7/22)	49 vs. IUPUI (11/7/22)
Margin of Victory	49 vs. IUPUI (11/7/22)	49 vs. IUPUI (11/7/22)
Deficit	29 at Iowa (12/8/22)	33 vs. Texas Tech (3/10/22)
Deficit Overcome to Win	11 vs. No. 7 Texas (1/17/23)	12 vs. West Virginia (2/23/22)
Deficit Overcome to Lead	15 at West Virginia (2/8/23)	25 at Baylor (3/5/22)
Margin of Defeat	19 at Iowa (12/8/22)	31 vs. Texas Tech (3/10/22)
Halftime Lead	23, twice	24 vs. Grambling (11/21/21)
Halftime Deficit	20 at Iowa (12/8/22)	20 at Iowa (12/8/22)
Iowa State Run	21 vs. IUPUI (11/7/22)	21 vs. IUPUI (11/7/22)
Opponent Run	20 at Oklahoma (1/4/23)	22 at Baylor (3/5/22)
Most...		
Points in a Half	49 vs. #5 Kansas State (1/24/23)	53 vs. West Virginia (2/23/22)
Opp. Points in a Half	49 vs. Texas Tech (1/30/23)	49 vs. Texas Tech (1/30/23)
Points Off Turnovers	36 vs. McNeese (12/11/22)	36 vs. McNeese (12/11/22)
2nd Chance Points	22 vs. Texas Tech (1/10/23)	22 vs. Texas Tech (1/10/23)
Points in the Paint	50 vs. IUPUI (11/7/22)	50 vs. IUPUI (11/7/22)
Fastbreak Points	14 vs. #1 North Carolina (11/25/22)	20 vs. Memphis (11/26/21)

SHOT PERCENT PER HALF

Highest	2022-23	Under Otz
Iowa State	65.2% 2nd vs. Western Michigan (12/18/22)	76.9% 2nd vs. Southeastern (12/19/21)
Opponent	61.1% 2nd at Oklahoma State (1/21/23)	81.8% 2nd at Oklahoma (1/8/22)
Lowest		
Iowa State	21.9% 2nd at No. 12 Kansas State (2/18/23)	15.8% 2nd vs. Texas Tech (1/5/22)
Opponent	24.0% 2nd vs. N.C. A&T (11/13/22)	23.1% 2nd vs. Wisconsin (3/20/22)

DOUBLE FIGURE SCORERS

Number	W-L	Under Otz
0 Players	0-0	0-1
1 Player	0-0	0-1
2 Players	1-7	11-11
3 Players	10-5	18-12
4 Players	5-0	7-0
5 Players	2-0	4-0

BENCH SCORING

Team	Points	PPG	Pct.
Iowa State	472	15.7	23.0
Opponent	499	16.6	26.8

Season High - 38 vs. Western Michigan (12/18/22)

High Under Otz - 50 vs. Grambling (11/21/21)

Season Low - 3 at Oklahoma (1/4/23)

Low Under Otz - 3, twice

IN THE POLLS

Week	AP/Coach	Week	AP/Coach
Nov. 14	-/-	Jan. 16	12/12
Nov. 21	-/RV	Jan. 23	12/13
Nov. 28	23/23	Jan. 30	13/13
Dec. 5	20/20	Feb. 6	11/13
Dec. 12	RV/RV	Feb. 13	19/18
Dec. 19	RV/RV	Feb. 20	23/21
Dec. 26	RV/RV	Feb. 27	RV/RV
Jan. 2	25/25	Mar. 6	RV/RV
Jan. 9	14/14	Mar. 13	-/-

CYCLONE FACTS

13

Iowa State's transfer class of Tre King, Jaren Holmes, Osun Osunniyi, Hason Ward and Jeremiah Williams ranked 13th in the country according to 247Sports.

25

Gabe Kalscheur has 25 victories over AP Top 25 teams in his career, the third-most among active NCAA Division I players in the country.

26

26 times Iowa State has had a player named to an All-America team, including seven times in the last 10 seasons.

523

The Cyclones have made at least one three-point field goal in 523 consecutive games, a streak dating back to the 2007-08 season opener against Winston-Salem State.

SITUATIONAL RECORDS

	2022-23	Under Otz	Streak
Against Non-conference opponents	9-3	24-4	L1
Against Big 12 opponents	9-9	16-21	W1
At Home:	13-3	27-8	L2
On Road:	3-8	7-14	W1
At Neutral Sites:	2-1	6-3	L1
Leading at half	14-5	31-8	W1
Trailing at half	2-7	6-17	L4
Tied at half	2-0	3-0	W3
Outrebound opponent	11-6	24-8	W1
Tied or Outrebounded	7-6	16-17	L4
Make more free throws	8-1	15-4	W1
Make same or fewer free throws	10-11	25-21	L5
Make 15 or more FTs	7-1	15-2	W2
Make Less Than 15 FTs	11-11	25-22	L5
Shooting 50 percent or better	7-0	14-1	W11
Shooting less than 50 percent	11-12	26-24	L4
Better FG% than opponent	14-3	31-4	W1
Worse FG% than opponent	4-9	9-21	L6
Makes 10 or more 3-pointers	3-0	11-0	W11
Makes Less Than 10 3-pointers	15-12	29-25	W1
Commit same or more turnovers	2-6	6-11	W1
Commits less turnovers	16-6	34-14	L3
More bench points	13-4	28-9	W2
Same or fewer bench points	5-8	12-16	L7
Score 59 points or less	0-7	5-12	L8
Score 60-69 points	5-3	9-10	L1
Score 70-79 points	8-2	15-3	W2
Score 80-89 points	5-0	11-0	W17
Score 90-99 points	0-0	0-0	W11
Score more than 100 points	0-0	0-0	W12
Allow 59 points or less	10-0	24-2	W12
Allow 60-69 points	6-5	8-7	L4
Allow 70-79 points	2-6	6-15	L4
Allow 80-89 points	0-1	2-1	L1
Allow 90-99 points	0-0	0-0	L11
Allowing more than 100 points	0-0	0-0	L16
Reach 40 points first	17-4	36-6	W2
Opponent reach 40 points first	1-8	4-19	L6
Decided by 5 points or less	5-5	12-7	L3
Decided by 6-10 points	0-2	5-5	L5
Decided by 11 points or more	13-5	23-13	W1
Leading with 5:00 left	17-5	37-6	W1
Trailing with 5:00 left	1-7	2-18	L7
Tied with 5:00 left	0-0	1-1	L1
Leading with 1:00 left	17-1	37-1	W3
Trailing with 1:00 left	0-11	2-23	L15
Tied with 1:00 left	1-0	1-1	W1
In November	6-1	12-1	W1
In December	4-1	10-1	W3
In January	5-4	9-9	L2
In February	2-6	6-10	L4
In March	1-0	3-4	W1
In April	0-0	0-0	-
In overtime	1-1	2-2	L1
In double overtime	0-0	0-0	W1
As AP Top-25 team	10-10	20-17	L3
Vs. AP Top-25 team	8-4	13-11	W1
Vs. AP Top-15 team	6-3	8-8	W1
Vs. AP Top 10 team	5-2	6-6	W1
On Big 12 Now on ESPN+	8-2	19-5	L1
On ESPN	2-2	2-3	L1
On ESPN2	4-5	6-8	W1
On ESPNU	4-1	10-5	L1
On Longhorn Network	0-1	0-2	L2
On FS1	0-1	1-1	L1
On TBS	0-0	1-1	L1
On TNT	0-0	1-0	W1
White Jersey	8-2	16-6	L2
Gold Jersey	5-3	9-7	L1
Cardinal Jersey	4-6	13-11	W1
Black Jersey	1-1	1-1	W1
Anthracite Jersey	0-0	1-0	W1

THE LAST TIME

Iowa State had...

100 points	104 vs. Alabama (11-28-19)
FG% 60% or better	63.3 (31-49) vs. Western Michigan (12-18-22)
FG% 30% or less	28.3 (15-53) vs. Oklahoma State (3-2-22)
Made 10 3-pointers	12 vs. Texas Tech (1-10-23)
Attempted 40 FTs	41 vs. Drake (12-15-09)
Attempted Fewer Than 5 FTs	4 vs. Miami (3-25-22)
Had 50 rebounds	50 vs. Iowa (12-9-21)
Had 60 rebounds	63 vs. The Citadel (11-20-16)
Had 30 assists	32 vs. Mississippi Valley State (11-5-19)
Had 10 steals	11 vs. No. 22 TCU (2-15-23)
Had 10 blocks	10 vs. Memphis (11-26-21)
Five Players With 10+ pts	5 at No. 17 TCU (1-7-23)
<i>(Lipsey, Holmes, Kalscheur, T. King, Jones)</i>	
Six Players With 10+ pts	7 vs. Miss. Valley State (11-5-19)
<i>(Conditt, Griffin, Haliburton, Jacobson, Jackson, Nixon, Young)</i>	
Two Players with 20 pts	2 vs. No. 1 North Carolina (11-25-22)
<i>(Grill, 31; Holmes, 22)</i>	
Three Players with 20 pts	3 vs. Oklahoma State (1-21-20)
<i>(Young, 27; Bolton, 21; Haliburton, 20)</i>	
Two Players with 5+ 3-Pointers	2 vs. No. 12 Baylor (12-31-22)
<i>(Grill 5, Kalscheur 5)</i>	
2 double-doubles	2 vs. Chicago State (12-21-21)
<i>(Brockington, Enaruna)</i>	
3 double-doubles	3 vs. Buffalo (12-7-15)
<i>(McKay, Morris, Niang)</i>	

A Cyclone had...

30 points	31, Caleb Grill vs. No. 1 North Carolina (11-25-22)
40 points	48, Melvin Ejim vs. TCU (2-8-14)
5 3-pointers	5, Gabe Kalscheur vs. West Virginia (2-27-23)
10 rebounds	10, Caleb Grill at West Virginia (2-8-23)
15 rebounds	16, Mike Jacobson vs. Kansas St. (3-15-19)
20 rebounds	20, Jared Homan vs. No. Carolina (3-20-05)
10 assists	10, Tamin Lipsey vs. No. 8 Kansas (2-4-23)
5 steals	5, Caleb Grill vs. St. John's (12-4-22)
5 blocks	5, George Conditt vs. Seton Hall (12-8-19)
Double-Double	Caleb Grill at West Virginia (2-8-23)
Triple-Double	Tyrese Haliburton vs. TCU (1-4-20)

An Opposing Team had...

100 points	105 by Iowa (12-11-20)
FG% 60% or better	61.7 (29-47) by Oklahoma (1-8-22)
FG% 30% or less	25.6 by N.C. A&T (11-13-22)
Made 10 3-pointers	10 by No. 7 Baylor (3-4-23)
Made 0 3-pointers	Southern Miss (11-19-19)
Had 50 rebounds	51 by TCU (2-9-21)
Had 30 assists	31 by Texas A&M (1-16-99)
Six Players With 10+ pts	6 by Oklahoma (2-12-20)

An Opposing Player had...

30 points	32, Nijel Pack, Kansas State (2-26-22)
40 points	40, Devin Smith, Virginia (12-6-04)
5 3-pointers	5, Adam Flagler, No. 7 Baylor (3-4-23)
10 rebounds	13, Tanner Groves, Oklahoma (2-25-23)
15 rebounds	15, Mark Vital, Baylor (2-23-21)
20 rebounds	21, Stacey King, Oklahoma (1-30-88)
10 assists	13, Xavier Simpson, Michigan (11-27-19)
5 steals	5, De'Vion Harmon, Texas Tech (1-10-23)
5 blocks	6, Kevin Samuel, TCU (1-4-20)

SPECIALTY STATS

Dunks (at ISU)

Player	2022-23	Career
Osunniyi	31	31
Ward	17	17
T. King	10	10
Watson	7	7
Jones	5	14
Holmes	3	3
Grill	2	11
Kalscheur	1	1
Kunc	1	1
Lipsey	1	1

Charges Taken (at ISU)

Player	2022-23	Career
Kalscheur	15	42
Kunc	13	32
Osunniyi	10	10
Jones	8	8
Lipsey	8	8
Holmes	6	6
Grill	4	7
Hawley	2	2
T. King	2	2
Watson	2	2

First Points of a Game (at ISU)

Player	2022-23	Career
Osunniyi	9	9
Kalscheur	6	13
Grill	5	5
Lipsey	4	4
Holmes	3	3
Kunc	2	4
Jones	1	1

First Sub of a Game (at ISU)

Player	2022-23	Career
Jones	29	42
T. King	17	17
Kalscheur	6	7
Watson	6	6
Kunc	2	21
Grill	1	18
Ward	1	1
Osunniyi	1	1

20-plus Points in a Game (At ISU)

Player	2022-23	Career
Kalscheur	5	8
Holmes	4	4
Grill	3	4
Kunc	2	3

30-plus Points in a Game (At ISU)

Player	2022-23	Career
Grill	1	1
Kalscheur	0	1

10-plus Rebounds in a Game (At ISU)

Player	2022-23	Career
Grill	2	2
Kunc	1	1
Watson	1	1
Jones	1	1

10-plus Assists in a Game (At ISU)

Player	2022-23	Career
Lipsey	1	1

LED IOWA STATE IN...

Player	Points		Rebounds		Assists	
	'22-23	Career	'22-23	Career	'22-23	Career
Grill	5	9	6	9	-	1
Hawley	-	-	-	-	-	-
Holmes	9	9	2	2	12	12
Jones	-	-	5	7	2	4
Kalscheur	8	15	2	5	3	7
E. King	-	-	-	-	-	-
T. King	-	-	4	4	-	-
Kunc	5	7	7	14	3	3
Lipsey	-	-	3	3	19	19
Osunniyi	3	3	5	5	1	1
Ward	-	-	1	1	-	-
Watson	-	-	2	2	-	-
Williams	-	-	-	-	-	-

RECORD BY STARTERS

Starters

Kunc, Osunniyi, Lipsey, Holmes, Grill
 Grill, Osunniyi, Lipsey, Holmes, Kalscheur
 Kunc, Osunniyi, Lipsey, Holmes, Kalscheur
 T. King, Jones, Lipsey, Holmes, Kalscheur
 T. King, Osunniyi, Lipsey, Holmes, Kalscheur

W-L

8-2
 7-5
 2-4
 1-0
 0-1

WINNING STREAKS

All Opponents

Total: Won 1 Home: Lost 2
 Road: Won 1 Neutral: Lost 1

Big 12 Opponents

Total: Won 1 Home: Lost 2
 Road: Won 1 Neutral: Lost 3

Non-Conference Opponents

Total: Lost 1 Home: Won 18
 Road: Lost 2 Neutral: Lost 1

A.P. Top-25 Ranked Opponents

Total: Won 1 Home: Won 5
 Road: Won 1 Neutral: Lost 1

Last Win Over Ranked Team

Home - #22 TCU (70-59), 2/15/23
 Road - #7 Baylor (73-58), 3/4/23
 Neutral - #1 North Carolina (70-65), 11/25/22

Homecourt Win Streaks

39 2/16/99 - 11/30/01 (four seasons)
 22 1/18/12 - 2/25/13 (two seasons)
 22 2/16/85 - 12/22/86 (three seasons)
 21 3/4/92 - 12/21/93 (three seasons)
 21 1/25/14 - 2/25/15 (two seasons)

Current streak --

Conference Home Win Streaks

18 2/16/99 - 1/9/02 (four seasons)
 14 1/18/12 - 2/5/13 (two seasons)
 14 1/25/14 - 2/25/15 (two seasons)
 12 2/16/85 - 1/20/87 (three seasons)

Current streak--

Non-Conference Home Win Streaks

41 1/2/91 - 12/9/95 (six seasons)
 37 12/6/11 - 12/1/16 (six seasons)
 28 11/23/98 - 12/1/01 (four seasons)
 21 11/28/03 - 11/26/05 (three seasons)

Current streak- 18 (12/20/20-Present)

MOST 3-POINTERS, GAME

1.	18	Kansas	2/4/17
2.	17	Kansas	2/25/13
3.	16	Oklahoma	2/6/21
	16	No. Colorado	11/22/11
4.	15	Alabama	11/28/19
	15	Oklahoma State	2/28/17
	15	Omaha	12/5/16
	15	UNC-Wilmington	11/10/13
	15	Oklahoma	2/4/12
	15	UW-Milwaukee	11/16/08
9.	14	Pur.-Fort Wayne	12/22/19
	14	Kansas State	2/16/19
	14	San Diego State	11/21/18
	14	Northern Illinois	12/4/17
	14	Drake	12/17/16
	14	Chattanooga	11/23/15
	14	Oklahoma	2/9/15
	14	Kansas	1/9/13
	14	TCU	2/16/13
	14	West Virginia	3/9/13
	14	Rice	11/26/11
	14	Kansas	2/12/11
	14	Baylor	1/15/11
	14	Drake	11/17/19

DOUBLE-DOUBLES

Aljaž Kunc (1)

vs. N.C. A&T 17 points, 10 rebounds

Robert Jones (1)

at Iowa 11 points, 10 rebounds

Caleb Grill (1)

at West Virginia 13 points, 10 rebounds



TRE KING

@atgtreking @atg.treking

Senior, Forward, 6-7, 230
Lexington, Ky. (Georgetown/
Eastern Kentucky/Hargrave Military Academy)



SEASON HIGHS

Points:	13 at No. 7 Baylor (3/4/23)
FG:	5, five times
FGA:	11 at No. 7 Baylor (3/4/23)
3FG:	1, four times
3FGA:	2, five times
FT:	3, three times
FTA:	4, twice
Off. Reb:	4 at Texas Tech (1/30/23)
Def. Reb:	6 at Oklahoma State (1/21/23)
Reb:	8 at Oklahoma State (1/21/23)
Assists:	1, twice
Blocks:	1, twice
Steals:	4 at Oklahoma State (1/21/23)
Minutes:	29:02 at Oklahoma State (1/21/23)

CAREER HIGHS

Points:	29 vs. Tennessee Tech (1/9/21)
FG:	13 vs. Tennessee Tech (1/9/21)
FGA:	23 vs. Tennessee Tech (1/9/21)
3FG:	3 at Eastern Illinois (1/16/21)
3FGA:	5 vs. Murray State (2/6/21)
FT:	9 at Austin Peay (2/15/20)
FTA:	10 at SIUE (2/8/21)
Off. Reb:	8 vs. Murray State (2/16/19)
Def. Reb:	9, twice
Reb:	13 at Xavier (11/30/20)
Assists:	5 vs. Brescia (12/29/18)
Blocks:	4 vs. Jacksonville State (1/7/21)
Steals:	7 vs. Morehead State (12/7/20)
Minutes:	40 at Xavier (11/30/20)

PERSONAL BENCHMARKS

	Season	Career
Games	20	112 (20*)
Starts	2	79 (2*)
Double-Figure Points	5	52 (5*)
20+ Points	-	9 (0*)
Double-Figure Rebounds	-	9 (0*)
Double-Doubles	-	8 (0*)
3+ Blocks	-	5 (0*)

*at ISU

2022-23 PLAYER TRENDS

Team Record w/10+ Points	4-1
Team Record w/20+ Points	-
Team Record w/10+ Rebounds	-
Team Record w/a block	2-1
Team Record w/multiple blocks	-

UPCOMING MILESTONES

- Two Minutes from 2,500 in his career.
- 12 Points from 1,110 in his career.
- 25 Assists from 100 in his career.

BEST PERFORMANCES

- **vs. Western Michigan:** Scored 11 points off the bench in his Iowa State debut.
- **vs. Tennessee Tech:** While at Eastern Kentucky, tallied a career-high 29 points, while grabbing nine rebounds, in 2021.
- **at Xavier:** Turned in his second double-double in the first three games of 2020-21 for Eastern Kentucky with 25 points and 13 points.
- **vs. Jacksonville State:** While at Eastern Kentucky, tallied a career-high four blocks and added 16 points and 10 rebounds in 2021.

KING QUICK HITS

- Transferred to Iowa State in December 2021 and sat out the remainder of the season due to NCAA transfer rules. His first game at Iowa State was Dec. 18, 2022 against Western Michigan, where he scored 11 points off the bench.
- A two-time All-Ohio Valley selection during his sophomore and junior seasons at Eastern Kentucky.
- Was a team captain at Hargrave Academy, where he led the Tigers to a 33-4 record, a No. 4 national ranking and an appearance in the National Prep Championship Elite Eight in 2018.

CAREER STATISTICS

KING, Tre

SEASON	TEAM	Field Goals		3-Point		F-Throws		Rebounds				Scoring								
		GP-GS	MIN/AVG	FG-FGA	FG%	3FG-3FGA	3FG%	FT-FTA	FT%	OFF	DEF	TOT	AVG	PF-FO	A	TO	BLK	STL	PTS	AVG
2018-19	EKU	31-18	574/18.5	67-145	.462	4-18	.222	47-69	.681	55	82	137	4.4	92-3	25	38	17	25	185	6.0
2019-20	EKU	33-32	807/24.5	146-283	.516	3-23	.130	77-99	.778	63	106	169	5.1	125-9	21	52	25	41	372	11.3
2020-21	EKU	28-27	777/27.7	170-346	.491	19-56	.339	57-84	.679	57	117	174	6.2	97-8	27	56	34	41	416	14.9
2022-23	IowaSt	20-2	341/17.0	46-93	.495	4-13	.308	19-25	.760	25	55	80	4.0	53-2	2	16	3	19	115	5.8
TOTAL FOR IowaSt	20-2	341/17.0	46-93	.495	4-13	.308	19-25	.760	25	55	80	4.0	53-2	2	16	3	19	115	5.8	
TOTAL	112-79	2498/22.3	429-867	.495	30-110	.273	200-277	.722	200	360	560	5.0	367-22	75	162	79	126	1088	9.7	

CAREER STATISTICS VS. BAYLOR

#0 Tre King - 7.5 ppg, 6.0 rpg, 0.5 app

Date	MP	FG-Att	Pct	3Pt-Att	Pct	FT-Att	Pct	PF	Off	Def	Tot	A	TO	BS	S	TP
12/31/22	19	1-1	1.000	0-0	.000	0-0	.000	3	2	3	5	0	1	0	1	2
3/4/23	26	5-11	.455	1-2	.500	2-4	.500	1	2	5	7	1	2	0	1	13
TOTALS	45	6-12	.500	1-2	.500	2-4	.500	4	4	8	12	1	3	0	2	15

CAREER STATISTICS IN PHILLIPS 66 BIG 12 CHAMPIONSHIP

No Games Played



ELI KING

@king_eli02

Freshman, Guard, 6-3, 190
Caledonia, Minn. (Caledonia HS)



CAREER HIGHS

Points:	5 vs. McNeese (12/11/22)
FG:	1, twice
FGA:	2 vs. Texas Tech (1/10/23)
3FG:	1 vs. McNeese (12/11/22)
3FGA:	1, four times
FT:	2, twice
FTA:	2, twice
Off. Reb:	-
Def. Reb:	1, four times
Reb:	1, four times
Assists:	2 vs. IUPUI (11/7/22)
Blocks:	-
Steals:	-
Minutes:	6:02 at No. 7 Baylor (3/4/23)

PERSONAL BENCHMARKS

	Season	Career
Games	7	7
Starts	-	-
Double-Figure Points	-	-
20+ Points	-	-
Double-Figure Rebounds	-	-
4+ 3-Pointers Made	-	-
5+ Assists	-	-
Consecutive Games Started	-	-
Consecutive Games w/10+ points	-	-
Consecutive Games w/20+ points	-	-
Consecutive Games with a 3-pointer	-	-
Consecutive Free Throws Made	-	4

2022-23 PLAYER TRENDS

Team Record w/10+ Points	-
Team Record w/20+ Points	-
Team Record w/10+ Rebounds	-

UPCOMING MILESTONES

-

BEST PERFORMANCES

- vs. McNeese:** Scored a career-high five points, hitting his first career 3-pointer and a pair of free throws.
- vs. IUPUI:** Had two assists and two points in his Cyclone debut.

KING QUICK HITS

- The 15th-ranked recruit in Iowa State history according to 247 Sports.
- Finalist for Minnesota's Mr. Basketball last season.
- Led Caledonia to a third-place finish at the Minnesota State Tournament last season, finishing with 35 points, 14 rebounds, four assists and eight steals in the third-place game.
- Averaged 19.9 points, 9.7 rebounds, 4.4 assists and 4.2 steals, as he led Caledonia to a 29-2 record last season.
- Scored 1,656 points in his high school career (missed junior season with injury), which ranks third in Caledonia history behind his two older brothers.

CAREER STATISTICS

KING, Eli

SEASON	TEAM	GP-GS	MIN	AVG	FG-FGA	FG%	3FG-3FGA	3FG%	FT-FTA	FT%	OFF	DEF	TOT	AVG	PF	FO	A	TO	BLK	STL	PTS	AVG
2022-23	IowaSt	7-0	26	3.7	2-6	.333	1-4	.250	4-4	1.000	0	4	4	0.6	5-0	2	1	0	0	0	9	1.3
TOTAL		7-0	26	3.7	2-6	.333	1-4	.250	4-4	1.000	0	4	4	0.6	5-0	2	1	0	0	0	9	1.3

CAREER STATISTICS VS. BAYLOR

#1 Eli King - 0 ppg, 1 rpg, 0 apg

Date	MP	FG-Att	Pct	3Pt-Att	Pct	FT-Att	Pct	PF	Off	Def	Tot	A	TO	BS	S	TP
3/4/23	6	0-1	.000	0-1	.000	0-0	.000	2	0	1	1	0	0	0	0	0
TOTALS	6	0-1	.000	0-1	.000	0-0	.000	2	0	1	1	0	0	0	0	0

CAREER STATISTICS IN PHILLIPS 66 BIG 12 CHAMPIONSHIP


No Games Played

3

TAMIN LIPSEY

@TaminLipsey @Tamin_Lipsey

Freshman, Guard, 6-1, 200
Ames, Iowa (Ames HS)



CAREER HIGHS

Points:	16 at West Virginia (2/8/23)
FG:	6, twice
FGA:	11 vs. Oklahoma State (2/11/23)
3FG:	1, four times
3FGA:	3, twice
FT:	4, three times
FTA:	5 vs. Oklahoma (2/25/23)
Off. Reb:	4, twice
Def. Reb:	5, twice
Reb:	8 vs. No. 8 Kansas (2/4/23)
Assists:	10 vs. No. 8 Kansas (2/4/23)
Blocks:	1, three times
Steals:	4, three times
Minutes:	39:56 at Texas Tech (1/30/23)

PERSONAL BENCHMARKS

	Season	Career
Games	30	30
Starts	30	30
Double-Figure Points	10	10
20+ Points	-	-
Double-Figure Rebounds	-	-
4+ 3-Pointers Made	-	-
5+ Assists	14	14
Consecutive Games Started		30
Consecutive Games w/10+ points		-
Consecutive Games w/20+ points		-
Consecutive Games with a 3-pointer		-

2022-23 PLAYER TRENDS

Team Record w/10+ Points	4-6
Team Record w/5+ Assists	10-4
Team Record w/10+ Rebounds	-

UPCOMING MILESTONES

-

BEST PERFORMANCES

- at West Virginia:** Had a career-high 16 points, including seven in the first 1:30 of the second half.
- vs. No. 8 Kansas:** Stuffed the stat sheet with nine points, eight rebounds and 10 assists.
- vs. No. 5 K-State:** Tallied 10 points, six rebounds, four assists, three steals and a block to beat the Wildcats.
- vs. Texas Tech:** For the third time this season, Lipsey tied a career-high with eight assists, while adding nine points, in a victory over the Red Raiders.
- vs. No. 12 Baylor:** Tied a career-high with eight assists in a win over the Bears.
- vs. IUPUI:** In his first career start, Lipsey had five assists and no turnovers to go along with a pair of steals.

LIPSEY QUICK HITS

- Earned Big 12 All-Freshman Team honors this season.
- Becomes the 15th player in Iowa State men's basketball history to be on the roster from Ames.
- He is the first Ames High School player to be signed to a scholarship at Iowa State out of high school since Ross Marsden in 2005.
- Named Iowa Mr. Basketball by the Iowa Print Sportswriters Association and the Gatorade Player of the Year during his senior year.
- Tallied a triple-double with 11 points, 11 rebounds and 10 assists in the 2022 Iowa State championship game, as the Little Cyclones beat Johnston.
- Averaged 16.3 points, 5.3 assists, 4.2 rebounds and 2.2 steals per game in his high school career.
- Won a gold medal with USA Basketball at the 2019 FIBA Americas U16 Championship. He averaged 6.0 points, 2.8 rebounds, 3.7 assists and 1.7 steals as the United States went 6-0 to win the gold medal in Brazil.
- Mom (Holly) played volleyball, while dad (Robert) played football at Southwest Minnesota State. Both his parents currently work at Iowa State.

CAREER STATISTICS

LIPSEY, Tamin

SEASON	TEAM	GP-GS	MIN/AVG	Field Goals		3-Point		F-Throws		Rebounds				PF-FO			A		TO		BLK		STL		PTS		AVG
				FG-FGA	FG%	3FG-3FGA	3FG%	FT-FTA	FT%	OFF	DEF	TOT	AVG	PF	FO	A	TO	BLK	STL	PTS	AVG						
2022-23	IowaSt	30-30	882/29.4	88-174	.506	4-22	.182	40-52	.769	36	71	107	3.6	69-2	137	71	3	62	220	7.3							
TOTAL		30-30	882/29.4	88-174	.506	4-22	.182	40-52	.769	36	71	107	3.6	69-2	137	71	3	62	220	7.3							

CAREER STATISTICS VS. BAYLOR

#3 Tamin Lipsey - 5.5 ppg, 3.0 rpg, 6.5 apg

Date	MP	FG-Att	Pct	3Pt-Att	Pct	FT-Att	Pct	PF	Off	Def	Tot	A	TO	BS	S	TP
12/31/22	28	4-6	.666	0-1	.000	0-0	.000	4	2	3	5	8	4	0	3	8
3/4/23	27	0-1	.000	0-0	.000	3-4	.750	1	0	1	1	5	2	0	2	3
TOTALS	55	4-7	.571	0-1	.000	3-4	.750	5	2	4	6	13	6	0	5	8

CAREER STATISTICS IN PHILLIPS 66 BIG 12 CHAMPIONSHIP

No Games Played

4

DEMARION WATSON

@WatsonDemarion @demarion124

Freshman, Guard, 6-6, 215
Maple Grove, Minn. (Totino-Grace HS)



CAREER HIGHS

Points:	7 vs. IUPUI (11/7/22)
FG:	3 vs. IUPUI (11/7/22)
FGA:	5, twice
3FG:	2 at No. 2 Kansas (1/14/23)
3FGA:	3 vs. North Dakota (11/30/22)
FT:	1, four times
FTA:	2, five times
Off. Reb:	4 vs. North Dakota (11/30/22)
Def. Reb:	6 vs. North Dakota (11/30/22)
Reb:	10 vs. North Dakota (11/30/22)
Assists:	2, three times
Blocks:	2, three times
Steals:	2 at No. 2 Kansas (1/14/23)
Minutes:	21:28 vs. North Dakota (11/30/22)

PERSONAL BENCHMARKS

	Season	Career
Games	26	26
Starts	-	-
Double-Figure Points	-	-
20+ Points	-	-
Double-Figure Rebounds	1	1
4+ 3-Pointers Made	-	-
5+ Assists	-	-
Consecutive Games Started	-	-
Consecutive Games w/10+ points	-	-
Consecutive Games w/20+ points	-	-
Consecutive Free Throws Made	-	-

2022-23 PLAYER TRENDS

Team Record w/10+ Points	-
Team Record w/20+ Points	-
Team Record w/10+ Rebounds	1-0

UPCOMING MILESTONES

-

BEST PERFORMANCES

- vs. North Dakota:** Had a career-high 10 rebounds, including six defensive, in a victory over the Fighting Hawks.
- vs. Milwaukee:** Grabbed a then career-high eight rebounds, including five on the defensive glass.
- vs. IUPUI:** Was 3-of-5 from the field, finishing with seven points and two rebounds in his Cyclone debut.

WATSON QUICK HITS

- Helped Totino-Grace to its first Minnesota AAA State Championship, beating De La Salle, 50-44, in the title game, where Watson had three blocked shots.
- Averaged 14.1 points, 6.9 rebounds and 4.1 blocked shots as a senior.
- Played in the Minnesota High School All-Star Game as a senior, where he teamed with future teammate Eli King.
- One of 10 finalists for the Minnesota Mr. Basketball award.
- Ranked as the 14th best recruit in Iowa State history by 247 Sports.

CAREER STATISTICS

WATSON, Demarion

SEASON	TEAM	GP-GS	MIN/AVG	Field Goals		3-Point		F-Throws		Rebounds				Scoring						
				FG-FGA	FG%	3FG-3FGA	3FG%	FT-FTA	FT%	OFF	DEF	TOT	AVG	PF-FO	A	TO	BLK	STL	PTS	AVG
2022-23	IowaSt	26-0	298/11.4	19-48	.396	4-18	.222	4-12	.333	25	43	68	2.6	27-0	10	14	11	9	46	1.8
TOTAL		26-0	298/11.4	19-48	.396	4-18	.222	4-12	.333	25	43	68	2.6	27-0	10	14	11	9	46	1.8

CAREER STATISTICS VS. BAYLOR

#4 DeMarion Watson - 3.5 ppg, 2.5 rpg, 1.0 apg

Date	MP	FG-Att	Pct	3Pt-Att	Pct	FT-Att	Pct	PF	Off	Def	Tot	A	TO	BS	S	TP
12/31/22	7	0-1	.000	0-0	.000	0-0	.000	0	0	2	2	0	0	1	0	0
3/4/23	16	2-2	1.000	0-0	.000	0-0	.000	1	1	2	3	2	1	0	0	7
TOTALS	23	2-3	.667	0-0	.000	0-0	.000	1	1	4	5	2	1	1	0	7

CAREER STATISTICS IN PHILLIPS 66 BIG 12 CHAMPIONSHIP

No Games Played



SEASON HIGHS

Points:	22 vs. No. 22 TCU (2/15/23)
FG:	8 vs. McNeese (12/11/22)
FGA:	12 vs. McNeese (12/11/22)
3FG:	5 vs. No. 22 TCU (2/15/23)
3FGA:	8, twice
FT:	5, twice
FTA:	8 vs. St. John's (12/4/22)
Off. Reb:	5 vs. North Carolina A&T (11/13/22)
Def. Reb:	7, twice
Reb:	10 vs. North Carolina A&T (11/13/22)
Assists:	6 vs. North Dakota (11/30/22)
Blocks:	3 vs. Milwaukee (11/20/22)
Steals:	3 vs. Milwaukee (11/20/22)
Minutes:	35:18 vs. Villanova (11/24/22)

CAREER HIGHS

Points:	22 vs. No. 22 TCU (2/15/23)
FG:	8 vs. McNeese (12/11/22)
FGA:	12, three times
3FG:	5, three times
3FGA:	9 vs. Kansas State (2/12/22)
FT:	9 vs. Texas Southern (11/25/20)
FTA:	10 vs. Texas Tech (1/5/22)
Off. Reb:	5, vs. North Carolina A&T (11/13/22)
Def. Reb:	10 at Arizona (2/25/21)
Reb:	14 at Arizona (2/25/21)
Assists:	6 vs. North Dakota (11/30/22)
Blocks:	3, twice
Steals:	4 vs. Stanford (2/20/21)
Minutes:	38 at Arizona State (2/27/21)

PERSONAL BENCHMARKS

	Season	Career
Games	20	138 (55*)
Starts	16	52 (26*)
Double-Figure Points	7	27 (15*)
20+ points	2	3 (3*)
Double-Figure Rebounds	1	2 (1*)
5+ Assists	1	1 (1*)
4+ 3-Pointers Made	1	3 (3*)
Double-Doubles	1	1 (1*)

*at ISU

Consecutive Games Started	-
Consecutive Games w/10+ points	-
Consecutive Games w/20+ points	-
Consecutive Games with a 3-pointer	2
Consecutive Free Throws Made	-

2022-23 PLAYER TRENDS

Team Record w/10+ Points	5-2
Team Record w/20+ Points	2-0
Team Record When Makes 3-Pointer	9-5
Team Record w/10+ Rebounds	1-0

UPCOMING MILESTONES

- Six Free Throws from 150 in his career.
- Seven Steals from 100 in his career.
- 23 Rebounds from 500 in his career.

BEST PERFORMANCES

- **vs. No. 22 TCU:** Scored a career-high 22 points on 5-of-8 3-point shooting.
- **vs. McNeese:** Tied his then career-high with 21 points while also grabbing eight rebounds.
- **vs. North Carolina A&T:** Tallied his first career double-double with 17 points and 10 rebounds, while dropping four assists.
- **vs. Grambling State:** Connected on all seven field goal attempts, including all five 3-pointers, to finish with a then career-high 21 points...also had a career-best three assists and pulled down seven boards.

KUNC QUICK HITS

- Earned College Sports Communicators Academic All-District honors this season and is eligible for the CSC Academic All-America Teams.
- Missed the first nine Big 12 games of the year with a broken finger on his left (non-shooting) hand. The injury happened in late December, with Kunc returning against No. 8 Kansas on Feb. 4.
- Washington State transfer Aljaz Kunc was the first player to join Iowa State after T.J. Otzelberger was named head coach ... was limited by an ankle injury in his final season at WSU ... reached double figures in five of the season's final eight games and averaged 8.9 points and 7.4 rebounds during that stretch.
- Provides the Cyclones with length as a skilled frontline player that has proven to have the ability as a Power-5 player to knock down threes and stretch the defense ... a highly active player that can rebound outside his area.
- Competed for Slovenia in the 2016 FIBA U18 European Championships ... hails from same hometown as Luka Doncic.
- Son of Andrej and Karmen Kunc ... attended Elevation Preparatory Academy in Sarasota, Florida.

CAREER STATISTICS

KUNC, Aljaz

SEASON	TEAM	GP-GS	MIN/AVG	Field Goals			3-Point		F-Throws		Rebounds				Scoring					
				FG-FGA	FG%	3FG-3FGA	3FG%	FT-FTA	FT%	OFF	DEF	TOT	PF	FO	A	TO	BLK	STL	PTS	AVG
2018-19	WSU	31-1	360/11.6	30-67	.448	12-34	.353	10-13	.769	10	45	55	1.8	48-0	13	23	8	13	82	2.6
2019-20	WSU	29-18	506/17.5	44-128	.344	21-71	.296	22-31	.710	29	65	94	3.2	41-0	11	14	12	14	131	4.5
2020-21	WSU	23-7	456/19.8	45-107	.421	21-62	.339	34-39	.872	31	67	98	4.3	36-1	12	13	3	15	145	6.3
2021-22	IowaSt	35-10	783/22.4	62-148	.419	37-95	.389	48-67	.716	33	110	143	4.1	82-2	36	20	20	29	209	6.0
2022-23	IowaSt	20-16	522/26.1	52-114	.456	26-76	.342	30-40	.750	20	67	87	4.4	40-0	30	18	6	22	160	8.0
TOTAL FOR IowaSt	55-26	1305/23.7	114-262	.435	63-171	.368	78-107	.729	53	177	230	4.2	122-2	66	38	26	51	369	6.7	
TOTAL	138-52	2628/19.0	233-564	.413	117-338	.346	144-190	.758	123	354	477	3.5	247-3	102	88	49	93	727	5.3	

CAREER STATISTICS VS. BAYLOR

#5 Aljaz Kunc - 5.3 ppg, 3.6 rpg, 0.6 apg

Date	MP	FG-Att	Pct	3Pt-Att	Pct	FT-Att	Pct	PF	Off	Def	Tot	A	TO	BS	S	TP
1/1/22	15	0-2	.000	0-1	.000	2-2	1.000	2	0	2	2	0	1	0	0	2
3/5/22	26	3-5	.600	2-4	.500	0-0	.000	2	0	5	5	1	0	0	0	8
3/4/23	14	2-4	.500	2-4	.500	0-0	.000	4	0	1	1	1	2	0	0	6
TOTALS	41	5-11	.455	4-9	.444	2-2	1.000	8	0	8	8	2	3	0	0	16

CAREER STATISTICS IN PHILLIPS 66 BIG 12 CHAMPIONSHIP

#5 Aljaz Kunc - 5.0 ppg, 6.0 rpg, 1.0 apg

Opponent	MP	FG-Att	Pct	3Pt-Att	Pct	FT-Att	Pct	PF	Off	Def	Tot	A	TO	BS	S	TP
TTU (3/10/22)	24	1-3	.333	1-2	.500	2-2	1.000	3	0	6	6	1	2	0	2	5
TOTALS	24	1-3	.333	1-2	.500	2-2	1.000	3	0	6	6	1	2	0	2	5



SEASON HIGHS

Points:	11 vs. St. John's (12/4/22)
FG:	5, five times
FGA:	11 vs. No. 1 North Carolina (11/26/22)
3FG:	-
3FGA:	-
FT:	3 vs. St. John's (12/4/22)
FTA:	6 vs. St. John's (12/4/22)
Off. Reb:	5 at Missouri (1/28/23)
Def. Reb:	6 at Iowa (12/8/22)
Reb:	10 at Iowa (12/8/22)
Assists:	5 vs. Western Michigan (12-18-22)
Blocks:	1, 11 times
Steals:	2, five times
Minutes:	27:10 at Iowa (12/8/22)

CAREER HIGHS

Points:	23 vs. Regis (11/28/20)
FG:	10, twice
FGA:	19 vs. Regis (11/28/20)
3FG:	-
3FGA:	-
FT:	7 at South Dakota (1/5/20)
FTA:	11 at South Dakota (1/5/20)
Off. Reb:	6 vs. South Dakota State (1/8/20)
Def. Reb:	9 vs. Omaha (2/27/21)
Reb:	11 vs. South Dakota State (1/8/20)
Assists:	5, twice
Blocks:	5 vs. Omaha (2/27/21)
Steals:	3 vs. Southeast Missouri State (11/30/19)
Minutes:	35 vs. North Dakota State (3/7/20)

PERSONAL BENCHMARKS

	Season	Career
Games	30	110 (64*)
Starts	1	47 (10*)
Double-Figure Points	7	27 (9*)
20+ points	-	0 (0*)
Double-Figure Rebounds	1	3 (1*)
Double-Doubles	1	3 (1*)
4+ Blocks	-	1 (0*)
*at ISU		
Consecutive Games Started		1
Consecutive Games w/10+ points		-
Consecutive Games w/20+ points		-
Consecutive Games w/a block		1

2022-23 PLAYER TRENDS

Team Record w/10+ Points	7-1
Team Record w/20+ Points	-
Team Record w/10+ Rebounds	0-1

UPCOMING MILESTONES

- Four Rebounds from 200 at ISU.
- Seven Field Goals from 300 in his career.
- 11 Minutes from 2,000 in his career.
- 13 Points from 700 in his career.

BEST PERFORMANCES

- **at Iowa:** Turned in his first double-double at Iowa State with 11 points and 10 rebounds.
- **at Baylor:** Scored 12 points and was 6-for-8 from the field against the Bears...had five offensive boards.
- **at Kansas State:** Was 4-for-4 and finished with eight points off the bench...also pulled down four boards.
- **vs. Regis:** Scored a career-high 23 points while at Denver.
- **vs. Omaha:** Had 13 points and 10 rebounds against Omaha in the 2020-21 season finale for the Pioneers.

JONES QUICK HITS

- Transfer from Denver where he played in 46 games and made 37 starts.
- Brings a burst of energy to the floor, earning him the nickname "Big Rob Energy."
- Motor. Enthusiasm. Ability to run the floor ... Jones excels in those areas and is a physical defensive presence that proved during the recruiting process that his top priority was impacting a winning culture.
- Connected on nearly 57 percent of his field goal attempts at Denver.
- Son of Kenderick and Laura Jones.

CAREER STATISTICS

JONES, Robert

SEASON	TEAM	GP-GS	MIN/AVG	Field Goals		3-Point		F-Throws		Rebounds				Scoring						
				FG-FGA	FG%	3FG-3FGA	3FG%	FT-FTA	FT%	OFF	DEF	TOT	AVG	PF-FO	A	TO	BLK	STL	PTS	AVG
2019-20	Denver	31-23	734/23.7	118-204	.578	0-0	.000	44-101	.436	56	91	147	4.7	88-2	25	57	11	25	280	9.0
2020-21	Denver	15-14	316/21.1	56-104	.538	0-0	.000	24-42	.571	20	55	75	5.0	48-5	7	27	14	9	136	9.1
2021-22	IowaSt	34-9	423/12.4	44-88	.500	0-0	.000	11-37	.297	34	49	83	2.4	60-2	28	26	15	13	99	2.9
2022-23	IowaSt	30-1	516/17.2	75-157	.478	0-0	.000	22-56	.393	51	62	113	3.8	81-2	24	42	11	21	172	5.7
TOTAL FOR IowaSt		64-10	939/14.7	119-245	.486	0-0	.000	33-93	.355	85	111	196	3.1	141-4	52	68	26	34	271	4.2
TOTAL		110-47	1989/18.1	293-553	.530	0-0	.000	101-236	.428	161	257	418	3.8	277-11	84	152	51	68	687	6.2

CAREER STATISTICS VS. BAYLOR

#12 Robert Jones - 7.25 ppg, 3.5 rpg, 0.5 apg

Date	MP	FG-Att	Pct	3Pt-Att	Pct	FT-Att	Pct	PF	Off	Def	Tot	A	TO	BS	S	TP
1/1/22	9	2-3	.667	0-0	.000	1-3	.333	0	1	1	2	0	1	0	0	5
3/5/22	19	6-8	.750	0-0	.000	0-0	.000	4	5	1	6	0	1	0	1	12
12/31/22	15	2-6	.333	0-0	.000	1-2	.500	3	0	1	1	0	3	1	0	5
3/4/23	14	3-5	.600	0-0	.000	1-3	.333	2	1	4	5	2	1	1	0	7
TOTALS	57	13-22	.591	0-0	.000	3-8	.375	9	7	7	14	2	6	2	1	29

CAREER STATISTICS IN PHILLIPS 66 BIG 12 CHAMPIONSHIP

#12 Robert Jones - 5.0 ppg, 3.0 rpg, 3.0 apg

Opponent	MP	FG-Att	Pct	3Pt-Att	Pct	FT-Att	Pct	PF	Off	Def	Tot	A	TO	BS	S	TP
TTU (3/10/22)	20	2-4	.500	0-0	.000	1-2	.500	1	1	2	3	3	1	0	2	5
TOTALS	20	2-4	.500	0-0	.000	1-2	.500	1	1	2	3	3	1	0	2	5

13

JAREN HOLMES

@3BallJay

@Jaren.Holmes

Senior, Guard, 6-4, 210
Romulus, Mich. (St. Bonaventure/
Ranger C.C./Romulus HS)



SEASON HIGHS

Points:	23, twice
FG:	8, four times
FGA:	17, twice
3FG:	4 vs. No. 8 Kansas (2/4/23)
3FGA:	7 at Texas Tech (1/30/23)
FT:	6 vs. IUPUI (11/7/22)
FTA:	9 vs. IUPUI (11/7/22)
Off. Reb:	4 vs. IUPUI (11/7/22)
Def. Reb:	7 at No. 8 Texas (2/21/23)
Reb:	7, four times
Assists:	9 vs. Villanova (11/24/22)
Blocks:	1, three times
Steals:	3, three times
Minutes:	38:16 vs. No. 5 Kansas State (1/24/23)

CAREER HIGHS

Points:	38 vs. Saint Joseph's (1-6-21)
FG:	14 vs. Saint Joseph's (1-6-21)
FGA:	22 vs. Saint Joseph's (1-6-21)
3FG:	8 vs. Saint Joseph's (1-6-21)
3FGA:	12 vs. Saint Joseph's (1-6-21)
FT:	8, three times
FTA:	12 vs. Marquette (11-21-21)
Off. Reb:	4, five times
Def. Reb:	10 vs. Marquette (11-21-21)
Reb:	13 vs. Marquette (11-21-21)
Assists:	9, twice
Blocks:	2, twice
Steals:	4 vs. Richmond (3-4-22)
Minutes:	45 at La Salle (1-11-21)

PERSONAL BENCHMARKS

	Season	Career
Games	30	108 (30*)
Starts	30	107 (30*)
Double-Figure Points	21	75 (21*)
20+ Points	4	11 (4*)
4+ 3-Pointers Made	1	8 (1*)
Double-Figure Rebounds	-	7 (0*)

*at ISU

Consecutive Games Started 107

2022-23 PLAYER TRENDS

Team Record w/10+ Points	17-4
Team Record w/20+ Points	4-0
Team Record w/10+ Rebounds	-

UPCOMING MILESTONES

- Four Field Goals from 500 in his career.
- Five Points from 400 at ISU.
- Eight Free Throws from 300 in his career.

BEST PERFORMANCES

- **vs. No. 5 K-State:** Tied a season-high with 23 points, while dropping seven assists to beat the Wildcats.
- **vs. No. 7 Texas:** Scored 21 points with three rebounds and two steals against the Longhorns.
- **vs. No. 1 North Carolina:** Hit the 20-point mark for the second time this season, scoring 22 points against the Tar Heels.
- **vs. IUPUI:** Dropped a game-high 23 points on 8-of-16 shooting in his Iowa State debut, while adding three steals and four rebounds.
- **vs. Saint Joseph's:** Scored a career-high 38 points, while also grabbing 10 rebounds during his junior year at St. Bonaventure.
- **at Fordham:** Followed up his 38-point performance against Saint Joseph's with 26 points in the next game.
- **at Oklahoma:** Scored 23 points to lead St. Bonaventure to a win over the Sooners in the 2022 NIT.

HOLMES QUICK HITS

- Earned All-Big 12 Honorable Mention and Big 12 All-Newcomer Team honors this year.
- Named to the Phil Knight Invitational All-Tournament team, averaging 15.0 points, 4.7 assists, 3.3 rebounds and 2.0 steals in three games.
- A two-time CoSIDA Academic All-District selection at St. Bonaventure, while also being named to the 2021 NABC Honors Court.
- Earned Atlantic 10 second team all-conference honors in 2021.
- Was a three-time Atlantic 10 All-Academic team selection.
- His brother, William, was drafted as a pitcher by the Los Angeles Angels with the 151st pick in the 2018 MLB Draft. He currently plays for the Inland Empire 66ers, the single A affiliate of the Angels.
- Legally changed his last name prior to the 2020-21 season from English to Holmes to reflect his mother's name, who he will tell you is his best friend.
- During the spring 2020 semester, he took part in a workshop with PolitiFact and co-authored two articles for the nationally-known fact-checking organization.

CAREER STATISTICS

HOLMES, Jaren

SEASON	TEAM	Field Goals		3-Point		F-Throws		Rebounds			Scoring									
		GP-GS	MIN/AVG	FG-FGA	FG%	3FG-3FGA	3FG%	FT-FTA	FT%	OFF	DEF	TOT	AVG	PF-FO	A	TO	BLK	STL	PTS	AVG
2019-20	SBU	24-23	754/31.4	92-203	.453	24-60	.400	78-104	.750	21	93	114	4.8	53-0	52	37	4	14	286	11.9
2020-21	SBU	21-21	692/32.9	108-256	.422	37-97	.381	36-56	.643	29	82	111	5.3	47-0	41	36	2	19	289	13.8
2021-22	SBU	33-33	1256/38.1	151-385	.392	33-121	.273	110-144	.764	34	131	165	5.0	60-0	119	67	11	37	445	13.5
2022-23	IowaSt	30-30	955/31.8	145-370	.392	37-109	.339	68-101	.673	22	88	110	3.7	66-1	98	66	3	32	395	13.2
TOTAL FOR IowaSt	30-30	955/31.8	145-370	.392	37-109	.339	68-101	.673	22	88	110	3.7	66-1	98	66	3	32	395	13.2	
TOTAL	108-107	3656/33.9	496-1214	.409	131-387	.339	292-405	.721	106	394	500	4.6	226-1	310	206	20	102	1415	13.1	

CAREER STATISTICS VS. BAYLOR

#13 Jaren Holmes - 13.0 ppg, 4.5 rpg, 4.0 apg

Date	MP	FG-Att	Pct	3Pt-Att	Pct	FT-Att	Pct	PF	Off	Def	Tot	A	TO	BS	S	TP
12/31/22	31	3-11	.272	0-4	.000	4-4	1.000	1	0	2	2	3	3	0	0	10
3/4/23	32	6-9	.667	1-3	.333	3-4	.750	2	1	6	7	5	0	0	1	16
TOTALS	63	9-20	.450	1-7	.143	7-8	.875	3	1	8	9	8	3	0	1	26

CAREER STATISTICS IN PHILLIPS 66 BIG 12 CHAMPIONSHIP

No Games Played



SEASON HIGHS

Points:	17 vs. Villanova (11/24/22)
FG:	8, vs. Villanova (11/24/22)
FGA:	15 at Oklahoma State (1/21/23)
3FG:	1, three times
3FGA:	1, 13 times
FT:	8 vs. No. 5 Kansas State (1/24/23)
FTA:	11 vs. No. 5 Kansas State (1/24/23)
Off. Reb:	5 at Oklahoma (1/4/23)
Def. Reb:	6, twice
Reb:	8, twice
Assists:	3, twice
Blocks:	3, three times
Steals:	1, 12 times
Minutes:	26:51 vs. No. 20 UConn (11/27/22)

CAREER HIGHS

Points:	25 vs. Akron (12-15-20)
FG:	10, twice
FGA:	15, three times
3FG:	1, four times
3FGA:	1, 16 times
FT:	8 vs. No. 5 Kansas State (1/24/23)
FTA:	11 vs. No. 5 Kansas State (1/24/23)
Off. Reb:	13 at Dayton (1-21-22)
Def. Reb:	14 vs. George Mason (1-30-21)
Reb:	22 at Duquesne (2-6-19)
Assists:	7 at Fordham (1-13-21)
Blocks:	7, four times
Steals:	4, twice
Minutes:	43 at La Salle (1-11-21)

PERSONAL BENCHMARKS

	Season	Career
Games	30	141 (30*)
Starts	29	122 (29*)
Double-Figure Points	11	62 (11*)
20+ points	-	5 (0*)
Double-Figure Rebounds	-	36 (0*)
Double-Doubles	-	22 (0*)
4+ Blocks	-	32 (0*)

*at ISU

Consecutive Games Started	-
Consecutive Games w/10+ points	-
Consecutive Games w/20+ points	-
Consecutive Games w/a block	-

2022-23 PLAYER TRENDS

Team Record w/10+ Points	7-4
Team Record w/20+ Points	-
Team Record w/10+ Rebounds	-

UPCOMING MILESTONES

- Three Games Started from 125 in his career.

BEST PERFORMANCES

- **vs. No. 7 Texas:** Tallied 11 points and seven rebounds in ISU's win over the Longhorns.
- **vs. North Carolina A&T:** Scored 16 points in 16:36 of action in his second game at ISU.
- **vs. Akron:** Scored a career-high 25 points in the 2020-21 season opener while at St. Bonaventure.
- **at Duquesne:** Grabbed a season-high 17 rebounds last season, to go along with 21 points and six blocked shots.
- **vs. Jackson State:** In his second career game at St. Bonaventure, he blocked seven shots. He has tied that career-high three times since.
- **at Duquesne:** Tallied a career-high 22 rebounds during his freshman year, while adding six blocked shots and nine points.

OSUNNIYI QUICK HITS

- Earned All-Big 12 Honorable Mention honors this season.
- Surpassed 1,000 career rebounds against No. 22 TCU on Feb. 15, becoming the 12th active NCAA Division I player with 1,000 career points and rebounds.
- One of 20 players named to the Kareem Abdul-Jabbar Award Watch List, an award that honors the nation's best center. He was also named to the watch list last season.
- Named the 2021 and 2022 Atlantic 10 Defensive Player of the Year.
- Earned Lefty Driesell Defensive All-America team honors last year at St. Bonaventure.
- Named the 2021 Atlantic 10 Championship Most Outstanding Player.
- A three-time Atlantic 10 all-conference selection, earning second-team honors twice and third-team honors once.
- Was named to the Atlantic 10 All-Defensive team all four years at St. Bonaventure.
- Tabbed to the Atlantic 10 All-Rookie team in 2019.
- Has a 7'8" wingspan, which is two inches less than Mo Bamba, the largest in the NBA.
- Didn't begin seriously playing basketball until his junior year of high school.

CAREER STATISTICS

OSUNNIYI, Osun

SEASON	TEAM	GP-GS	MIN/AVG	Field Goals			3-Point			F-Throws		Rebounds				Scoring				
				FG-FGA	FG%	3FG-3FGA	3FG%	FT-FTA	FT%	OFF	DEF	TOT	AVG	PF-FO	A	TO	BLK	STL	PTS	AVG
2018-19	SBU	34-21	927/27.3	105-184	.571	0-0	.000	46-69	.667	100	158	258	7.6	97-2	26	30	92	18	256	7.5
2019-20	SBU	24-19	720/30.0	112-182	.615	0-0	.000	34-59	.576	56	145	201	8.4	63-2	29	29	59	17	258	10.8
2020-21	SBU	21-21	720/34.3	89-156	.571	0-1	.000	47-69	.681	55	143	198	9.4	56-2	50	35	60	17	225	10.7
2021-22	SBU	32-32	983/30.7	155-253	.613	1-2	.500	50-78	.641	87	154	241	7.5	70-1	48	49	94	17	361	11.3
2022-23	IowaSt	30-29	571/19.0	107-181	.591	3-13	.231	42-61	.689	51	70	121	4.0	75-2	34	37	33	12	259	8.6
TOTAL FOR IowaSt		30-29	571/19.0	107-181	.591	3-13	.231	42-61	.689	51	70	121	4.0	75-2	34	37	33	12	259	8.6
TOTAL		141-122	3921/27.8	568-956	.594	4-16	.250	219-336	.652	349	670	1019	7.2	361-9	187	180	338	81	1359	9.6

CAREER STATISTICS VS. BAYLOR

#21 Osun Osunniyi - 8.0 ppg, 3.5 rpg, 0.5 apg

Date	MP	FG-Att	Pct	3Pt-Att	Pct	FT-Att	Pct	PF	Off	Def	Tot	A	TO	BS	S	TP
12/31/22	21	3-4	.750	0-0	.000	2-2	1.000	4	2	2	4	1	0	1	0	8
3/4/23	16	3-4	.750	0-0	.000	2-2	1.000	1	0	3	3	0	3	0	0	8
TOTALS	37	6-8	.750	0-0	.000	4-4	1.000	5	2	5	7	1	3	1	0	16

CAREER STATISTICS IN PHILLIPS 66 BIG 12 CHAMPIONSHIP

No Games Played



SEASON HIGHS

Points:	26 vs. West Virginia (2/27/23)
FG:	10 vs. Texas Tech (1/10/23)
FGA:	19, twice
3FG:	5, four times
3FGA:	15 vs. Villanova (11/24/22)
FT:	6 at West Virginia (2/8/23)
FTA:	7, twice
Off. Reb:	4 at No. 2 Kansas (1/14/23)
Def. Reb:	6 vs. Texas Tech (1/10/23)
Reb:	7, twice
Assists:	5 vs. McNeese (12/11/22)
Blocks:	2, twice
Steals:	4 vs. No. 20 UConn (11/27/22)
Minutes:	45:00 at Texas Tech (1/30/23)

CAREER HIGHS

Points:	34 vs. Oklahoma State (12/21/19)
FG:	11 vs. Oklahoma State (12/21/19)
FGA:	19, three times
3FG:	8 vs. Nebraska (3/8/20)
3FGA:	15 vs. Villanova (11/24/22)
FT:	8 vs. Kennesaw State (11/9/21)
FTA:	13 vs. Kennesaw State (11/9/21)
Off. Reb:	4 at Wisconsin (12/31/20)
Def. Reb:	8 vs. Memphis (11/26/21)
Reb:	8, three times
Assists:	8 vs. Chicago State (12/21/21)
Blocks:	3 vs. Wisconsin (2/6/19)
Steals:	5, twice
Minutes:	48 at Purdue (1/2/20)

PERSONAL BENCHMARKS

	Season	Career
Games	30	153 (65*)
Starts	20	142 (54*)
Double-Figure Points	19	72 (31*)
20+ Points	5	5 (8*)
30+ Points	-	2 (1*)
4+ 3-Pointers Made	7	20 (9*)
Double-Figure Rebounds	-	-(0*)
*at ISU		
Consecutive Games Started	19	
Consecutive Free Throws Made	1	
Consecutive Games w/a 3-pointer	7	

2022-23 PLAYER TRENDS

Team Record w/10+ Points	10-9
Team Record w/20+ Points	3-2
Team Record w/30+ Points	-
Team Record w/10+ Rebounds	-

UPCOMING MILESTONES

- Three Free Throws from 100 at ISU.
- 16 3-Pointers from 300 in his career.

BEST PERFORMANCES

- **vs. West Virginia:** Scored a season-high 26 points on 5-of-9 3-point shooting.
- **vs. Wisconsin:** In the 2022 NCAA Tournament, connected on 10-of-19 field goals and scored a team-high 22 points to lift ISU past the Badgers and into the Sweet Sixteen.
- **vs. Memphis:** Scored 30 points on 10-of-18 shooting to lead Iowa State past Memphis ... hit 3-of-5 threes and 7-of-9 free throws ... matched career highs with eight boards and five steals.
- **vs. Nebraska:** Playing at Minnesota, hit a career-best eight three-pointers on 11 attempts to finish with 26 points against the Huskers.

KALSCHUR QUICK HITS

- Named to the All-Big 12 Second Team and Big 12 All-Defensive Team this season.
- A volunteer at YSS (Youth & Shelter Services), Kalschur was presented with the 2023 YSS Champion for Youth Award on Jan. 26.
- MVP and All-Tournament team at 2021 Upsie NIT Season Tip-Off ... Big 12 Player and Newcomer of the Week (Nov. 29) ... Big 12 Newcomer of the Week (Jan. 17).
- In search of shooting in spring 2021, the Cyclones added the Minnesota transfer who made 180 3-pointers in three seasons while a team captain for the Gophers.
- Started first 88 games of his career until a broken right hand sidelined him for final eight games of 2020-21 season.
- Kalschur immediately added leadership, toughness, defensive prowess and basketball IQ to team.
- Kalschur has proven multiple times that when he's hot, you get him the ball ... at Minnesota he hit four or more 3-pointers in 11 games, including games of 8-for-11, 7-for-9, 7-for-12, 6-for-8 and 6-for-6.
- Son of Craig and LeeAnna Kalschur ... mother played basketball at Nebraska and Cal Poly.

CAREER STATISTICS

KALSCHUR, Gabe

SEASON	TEAM	Field Goals			3-Point		F-Throws		Rebounds				Scoring							
		GP-GS	MIN/AVG	FG-FGA	FG%	3FG-3FGA	3FG%	FT-FTA	FT%	OFF	DEF	TOT	AVG	PF-FO	A	TO	BLK	STL	PTS	AVG
2018-19	MINN	36-36	1107/30.7	118-283	.417	77-188	.410	48-64	.750	21	50	71	2.0	97-1	41	37	12	28	361	10.0
2019-20	MINN	31-31	1034/33.4	127-338	.376	76-223	.341	31-44	.705	17	67	84	2.7	79-0	46	45	8	31	361	11.6
2020-21	MINN	21-21	646/30.8	59-187	.316	27-110	.245	49-57	.860	24	37	61	2.9	44-1	37	30	3	16	194	9.2
2021-22	IowaSt	35-34	1081/30.9	124-342	.363	40-170	.235	47-71	.662	20	63	83	2.4	109-6	61	93	2	43	335	9.6
2022-23	IowaSt	30-20	994/33.1	134-334	.401	64-182	.352	50-68	.735	17	54	71	2.4	78-1	49	53	6	44	382	12.7
TOTAL FOR IowaSt	65-54	2075/31.9	258-676	.382	104-352	.295	97-139	.698	37	117	154	2.4	187-7	110	146	8	87	717	11.0	
TOTAL	153-142	4861/31.8	562-1484	.379	284-873	.325	225-304	.740	99	271	370	2.4	407-9	234	258	31	162	1633	10.7	

CAREER STATISTICS VS. BAYLOR

#22 Gabe Kalschur - 13.25 ppg, 1.5 rpg, 1.5 apg

Date	MP	FG-Att	Pct	3Pt-Att	Pct	FT-Att	Pct	PF	Off	Def	Tot	A	TO	BS	S	TP
1/1/22	25	0-2	.000	0-2	.000	0-0	.000	5	0	1	1	1	6	0	3	0
3/5/22	25	8-13	.615	2-6	.333	0-0	.000	4	1	1	2	1	3	0	0	18
12/31/22	36	7-13	.538	5-9	.555	4-5	.800	4	0	1	1	1	0	0	3	23
3/4/23	38	3-9	.333	2-6	.333	4-5	.800	3	0	2	2	3	1	0	2	12
TOTALS	124	18-37	.586	9-23	.391	8-10	.800	16	1	5	6	6	10	0	8	53

CAREER STATISTICS IN PHILLIPS 66 BIG 12 CHAMPIONSHIP

#22 Gabe Kalschur - 5.0 ppg, 2.0 rpg, 1.0 apg

Opponent	MP	FG-Att	Pct	3Pt-Att	Pct	FT-Att	Pct	PF	Off	Def	Tot	A	TO	BS	S	TP
TTU (3/10/22)	37	1-5	.200	0-4	.000	3-4	.750	2	1	1	2	1	3	0	1	5
TOTALS	37	1-5	.200	0-4	.000	3-4	.750	2	1	1	2	1	3	0	1	5

23

CONRAD HAWLEY

 @conradxhawley
  @conradxhawley

Sophomore, Forward, 6-5, 220
Raymore, Mo. (Peculiar HS)



CAREER HIGHS

Points:	1 at Missouri (1/28/23)
FG:	-
FGA:	2 vs. North Carolina A&T (11/13/22)
3FG:	-
3FGA:	1 at Missouri (1/28/23)
FT:	1 at Missouri (1/28/23)
FTA:	2 at Missouri (1/28/23)
Off. Reb:	1, twice
Def. Reb:	2 vs. IUPUI (11/7/22)
Reb:	2, twice
Assists:	-
Blocks:	-
Steals:	-
Minutes:	3:44 vs. IUPUI (11/7/22)

PERSONAL BENCHMARKS

	Season	Career
Games	7	7
Starts	-	-
Double-Figure Points	-	-
20+ Points	-	-
Double-Figure Rebounds	-	-
4+ 3-Pointers Made	-	-
5+ Assists	-	-
Consecutive Games Started	-	-
Consecutive Games w/10+ points	-	-
Consecutive Games w/20+ points	-	-
Consecutive Games with a 3-pointer	-	-
Consecutive Free Throws Made	-	1

2022-23 PLAYER TRENDS

Team Record w/10+ Points	-
Team Record w/20+ Points	-
Team Record w/10+ Rebounds	-

UPCOMING MILESTONES

■ -

BEST PERFORMANCES

- **vs. IUPUI:** Grabbed two rebounds off the bench, while also drawing two charges in his Iowa State debut.

HAWLEY QUICK HITS

- Joined team as a walk-on over the summer.
- Designated as the Bench CEO (Chief Energy Officer), Hawley has his own designed seat on the bench.
- Was a member of the Kansas Jayhawk football team as a freshman, where he was a quarterback.
- Helped Raymore-Peculiar HS to a 25-4 record as a junior, winning the district championship.
- Led the Panthers to the Missouri Class 6 Football state championship as a senior. Threw for 2,722 yards and 26 touchdowns as a senior.
- Won the Simone Award, awarded to the best Kansas City metro area football player, as a senior. Was also all-state and the Missouri Offensive Player of the Year.

CAREER STATISTICS

HAWLEY, Conrad

SEASON	TEAM	GP-GS	MIN/AVG	Field Goals		3-Point		F-Throws		Rebounds				Scoring						
				FG-FGA	FG%	3FG-3FGA	3FG%	FT-FTA	FT%	OFF	DEF	TOT	AVG	PF-FO	A	TO	BLK	STL	PTS	AVG
2022-23	IowaSt	7-0	15/2.1	0-4	.000	0-1	.000	1-2	.500	2	4	6	0.9	1-0	0	0	0	0	1	0.1
TOTAL		7-0	15/2.1	0-4	.000	0-1	.000	1-2	.500	2	4	6	0.9	1-0	0	0	0	0	1	0.1

CAREER STATISTICS VS. BAYLOR

#23 Conrad Hawley -0 ppg, 0 rpg, 0ppg

Date	MP	FG-Att	Pct	3Pt-Att	Pct	FT-Att	Pct	PF	Off	Def	Tot	A	TO	BS	S	TP
3/4/23	1	0-0	.000	0-0	.000	0-0	.000	0	0	0	0	0	0	0	0	0
TOTALS	1	0-0	.000	0-0	.000	0-0	.000	0	0	0	0	0	0	0	0	0

CAREER STATISTICS IN PHILLIPS 66 BIG 12 CHAMPIONSHIP

No Games Played



SEASON HIGHS

Points:	6, three times
FG:	3, three times
FGA:	5, twice
3FG:	-
3FGA:	1 at Iowa (12/8/22)
FT:	1, twice
FTA:	2, three times
Off. Reb:	4 vs. North Carolina A&T (11/13/22)
Def. Reb:	5 vs. IUPUI (11/7/22)
Reb:	7, twice
Assists:	1, six times
Blocks:	2 vs. McNeese (12/11/22)
Steals:	3 vs. IUPUI (11/7/22)
Minutes:	14:16 vs. North Carolina A&T (11/13/22)

CAREER HIGHS

Points:	14, twice
FG:	7 at Richmond (1-29-22)
FGA:	10, three times
3FG:	0
3FGA:	1, 12 times
FT:	5 vs. Old Dominion (12-20-20)
FTA:	6, twice
Off. Reb:	7 at St. Bonaventure (1-20-21)
Def. Reb:	8, twice
Reb:	10, six times
Assists:	4, twice
Blocks:	6 vs. St. Bonaventure (3-1-22)
Steals:	4 vs. Florida Atlantic (12-15-21)
Minutes:	35 vs. George Mason (2-20-21)

PERSONAL BENCHMARKS

	Season	Career
Games	20	99 (20*)
Starts	-	35 (0*)
Double-Figure Points	-	12 (0*)
20+ points	-	0 (0*)
Double-Figure Rebounds	-	6 (0*)
Double-Doubles	-	5 (0*)
4+ Blocks	-	12 (0*)

*at ISU

Consecutive Games Started	-
Consecutive Games w/10+ points	-
Consecutive Games w/20+ points	-
Consecutive Games w/a block	-

2022-23 PLAYER TRENDS

Team Record w/10+ Points	-
Team Record w/20+ Points	-
Team Record w/10+ Rebounds	-

UPCOMING MILESTONES

- One Game from 100 in his career.
- 16 Points from 500 in his career.
- 30 Minutes from 1,500 in his career.

BEST PERFORMANCES

- **vs. Saint Peter's:** Set a career-high with 14 points in the 2021-22 season opener at VCU with 14 points, while adding nine rebounds and four blocked shots.
- **at Richmond:** Tied his career-high with 14 points, while tallying his first double-double of the 2021-22 season with 10 rebounds.
- **vs. Duquense:** Recorded a double-double for the second time in three games with 13 points and 10 rebounds, while adding five blocked shots and two steals.
- **vs. La Salle:** Had his first career double-double as a junior, finishing with 13 points and 10 rebounds on 6-of-7 shooting.

WARD QUICK HITS

- Named to the 2021 Atlantic 10 All-Defensive team.
- During his junior year, he blocked multiple shots in 11 of his 29 games played.
- Ranked second in the A-10 and 21st nationally in blocked shots per game as a junior.
- Averaged 10.5 points, 6.3 rebounds and 2.2 blocked shots as a senior at Springfield Central (Mass.) High School.
- Helped the Golden Eagles to the MIAA State Division I Quarterfinals.
- Once blocked 22 shots in a game during his junior year of high school.

CAREER STATISTICS

WARD, Hason

SEASON	TEAM	Field Goals		3-Point		F-Throws		Rebounds				Scoring								
		GP-GS	MIN/AVG	FG-FGA	FG%	3FG-3FGA	3FG%	FT-FTA	FT%	OFF	DEF	TOT	AVG	PF-FO	A	TO	BLK	STL	PTS	AVG
2019-20	VCU	24-0	173/7.2	30-48	.625	0-0	.000	11-16	.688	11	37	48	2.0	30-1	7	11	15	5	71	3.0
2020-21	VCU	26-11	555/21.4	67-115	.583	0-6	.000	33-45	.733	41	92	133	5.1	60-0	26	35	61	16	167	6.4
2021-22	VCU	29-24	592/20.4	84-152	.553	0-6	.000	20-30	.667	43	97	140	4.8	72-3	23	42	43	26	188	6.5
2022-23	IowaSt	20-0	151/7.5	28-42	.667	0-1	.000	2-6	.333	20	21	41	2.1	28-0	6	9	7	13	58	2.9
TOTAL FOR IowaSt	20-0	151/7.5	28-42	.667	0-1	.000	2-6	.333	20	21	41	2.1	28-0	6	9	7	13	58	2.9	
TOTAL	99-35	1470/14.9	209-357	.585	0-13	.000	66-97	.680	115	247	362	3.7	190-4	62	97	126	60	484	4.9	

CAREER STATISTICS VS. BAYLOR

#24 Hason Ward - 4.3 ppg, 3.0 rpg, 1.0 apg -- First game at VCU

Date	MP	FG-Att	Pct	3Pt-Att	Pct	FT-Att	Pct	PF	Off	Def	Tot	A	TO	BS	S	TP
11/25/21	28	3-8	.375	0-1	.000	0-1	.000	3	3	3	6	3	4	1	1	6
12/31/22	4	1-1	1.000	0-0	.000	1-2	.500	0	0	0	0	0	1	1	1	3
3/4/23	7	2-2	1.000	0-0	.000	0-0	.000	1	2	1	3	0	0	0	0	4
TOTALS	39	6-11	.545	0-1	.000	1-3	.333	4	5	4	9	3	5	2	2	13

CAREER STATISTICS IN PHILLIPS 66 BIG 12 CHAMPIONSHIP

No Games Played

25

JEREMIAH WILLIAMS

@jeremiah0002

@jwilliams3x

Junior, Guard, 6-4, 177
Chicago, Ill. (Temple/Simeon HS)



SEASON HIGHS

Points:	-
FG:	-
FGA:	-
3FG:	-
3FGA:	-
FT:	-
FTA:	-
Off. Reb:	-
Def. Reb:	-
Reb:	-
Assists:	-
Blocks:	-
Steals:	-
Minutes:	-

CAREER HIGHS

Points:	22 vs. Elon (11-21-21)
FG:	7 at Cincinnati (2-12-21)
FGA:	14 at Saint Joseph's (12-11-21)
3FG:	3 at SMU (1-29-22)
3FGA:	5 vs. Elon (11-21-21)
FT:	13 vs. Elon (11-21-21)
FTA:	14 vs. Elon (11-21-21)
Off. Reb:	3, twice
Def. Reb:	10 vs. Tulane (1-31-21)
Reb:	11 vs. Tulane (1-31-21)
Assists:	9, twice
Blocks:	4 vs. Delaware State (12-22-21)
Steals:	4, twice
Minutes:	42 at Vanderbilt (12-7-21)

PERSONAL BENCHMARKS

	Season	Career
Games	-	38 (0*)
Starts	-	37 (0*)
Double-Figure Points	-	20 (0*)
20+ Points	-	1 (0*)
Double-Figure Rebounds	-	1 (0*)
Double-Figure Assists	-	0 (0*)
*at ISU		
Consecutive Games Started	-	-

2022-23 PLAYER TRENDS

Team Record w/10+ Points	-
Team Record w/20+ Points	-
Team Record w/30+ Points	-
Team Record w/10+ Rebounds	-

UPCOMING MILESTONES

-

BEST PERFORMANCES

- vs. Elon:** In the fifth game of his sophomore year at Temple, went for a career-high 22 points, while adding eight rebounds and eight assists. Did his damage at the charity stripe, where he was 13-of-14.
- vs. Tulane:** Just missed his first career double-double as a freshman, finishing with nine assists and 11 rebounds.
- vs. Tulsa:** Recorded four steals for the second-straight game, while adding 13 points and five rebounds.

WILLIAMS QUICK HITS

- Will miss the 2022-23 season with an Achilles injury.
- Transferred to Iowa State from Temple. Was the first player to announce his transfer to Iowa State this past summer.
- Started 21 of 22 games played at Temple as a sophomore, scoring in double figures in 12 of those 22 games.
- Scored a career-high 22 points against Elon as a sophomore, while entering triple-double talk with eight rebounds and eight assists.
- Earned all-city honors as a senior at Simeon, where he averaged 16.8 points, 8.9 rebounds, 3.7 assists and 1.4 blocked shots as a senior.

CAREER STATISTICS

WILLIAMS, Jeremiah

SEASON	TEAM	GP-GS	MIN/AVG	Field Goals		3-Point		F-Throws		Rebounds				Scoring							
				FG-FGA	FG%	3FG-3FGA	3FG%	FT-FTA	FT%	OFF	DEF	TOT	AVG	PF-FO	A	TO	BLK	STL	PTS	AVG	
2020-21	Temple	16-16	520/32.5	53-122	.434	11-34	.324	31-48	.646	13	44	57	3.6	33-1	65	30	5	19	148	9.3	
2021-22	Temple	22-21	685/31.1	75-180	.417	12-52	.231	48-76	.632	13	63	76	3.5	31-0	95	49	15	30	210	9.5	
TOTAL FOR IowaSt		0-0	0/0.0	0-0	.000	0-0	.000	0-0	.000	0	0	0	0.0	0-0	0	0	0	0	0	0	0.0
TOTAL		38-37	1206/31.7	128-302	.424	23-86	.267	79-124	.637	26	107	133	3.5	64-1	160	79	20	49	358	9.4	

CAREER STATISTICS VS. BAYLOR

No Games Played

CAREER STATISTICS IN PHILLIPS 66 BIG 12 CHAMPIONSHIP

No Games Played

2022-23 BOX SCORES



Official Basketball Box Score - Final
IUPUI at Iowa State
 11/07/22 James H. Hilton Coliseum, Ames, Iowa
 2022-23 Men's Basketball

Game Time: 7:01 PM
 Game Duration: 1:59
 Attendance: 12,562

Officials: Kelly Seil, Bret Smith, Roland Simmons

NO.	Name	Min	FG		3P		FT		Rebounds		Fouls		TP	AS	TO	ST	Blocks		+/-
			M/A	M/A	M/A	M/A	OR	DR	PF	FD	BS	BA							
23	Chris Osten	F 20:37	1-4	0-0	1-1	3-0	3	2	1	2	0	2	0	2	0	1	1	0	-33
0	Jlynn Counter	G 24:35	5-11	0-1	6-7	1	3	4	1	16	2	6	1	0	0	0	0	-18	
1	Vincent Brady II	G 24:03	1-2	0-1	0-0	1	3	4	3	2	0	2	0	1	0	0	-23		
5	Amhad Jarrad	G 21:28	0-0	0-0	2-4	0	0	0	3	3	2	1	1	0	0	0	-27		
12	Armon Jarrad	G 13:04	0-2	0-1	0-0	1	1	3	0	0	0	0	0	3	1	0	0	-26	
11	Daylan Hamilton	11:50	1-4	1-4	0-0	0	1	1	3	2	3	0	7	2	0	0	0	-20	
13	DJ Jackson	16:19	1-4	0-1	0-0	0	2	2	2	0	2	0	2	0	0	0	0	-34	
24	Jonah Carrasco	16:36	1-1	0-0	0-0	1	2	3	1	0	2	0	0	1	0	0	0	-14	
2	John Egbuta	17:07	3-6	0-1	0-0	0	0	0	3	0	6	0	4	0	0	0	0	-13	
25	Boston Stanton III	09:48	1-2	1-1	0-0	0	2	2	1	2	3	0	0	1	0	0	0	-1	
10	Cooper Dewitt	09:19	0-1	0-1	0-0	0	0	0	0	0	0	0	0	0	0	0	0	-24	
22	Kaleb Edwards	04:50	0-1	0-1	0-0	0	0	0	1	1	0	0	0	0	0	0	0	-4	
55	Marlon Taylor	04:50	0-0	0-0	1-2	0	0	0	1	1	0	0	0	0	0	0	0	-4	
20	Derek Petersen	02:47	0-0	0-0	0-0	0	0	0	1	1	0	1	0	1	0	0	0	-2	
30	Caleb Crane	02:47	0-1	0-1	0-0	0	1	1	0	0	0	0	0	0	0	0	0	-2	
Team						1	3	4			0								
Totals		14:42	2-13	9-16		7	18	25		24	18	39	4	29	7	2	4	-49	

Technical Fouls: Edwards 2nd, 2:47

NO.	Name	Min	FG		3P		FT		Rebounds		Fouls		TP	AS	TO	ST	Blocks		+/-
			M/A	M/A	M/A	M/A	OR	DR	PF	FD	BS	BA							
5	Aljaz Kunc	F 22:37	3-4	0-1	3-3	3	4	7	0	3	9	2	1	1	1	0	0	17	
21	Osun Osunniyi	C 18:11	4-6	0-0	2-2	1	1	2	3	10	2	2	1	2	0	0	0	38	
2	Caleb Grill	G 31:34	3-11	1-6	2-2	0	7	7	0	2	9	2	3	2	1	0	0	40	
3	Tamin Lipsy	G 17:21	0-1	0-0	0-0	1	1	2	4	1	0	5	0	2	0	0	0	23	
13	Jaren Holmes	G 24:14	8-16	1-3	6-9	4	0	4	2	8	23	2	4	3	0	1	22		
4	Demarion Watson	14:31	3-5	0-2	1-2	1	1	2	1	7	1	1	0	0	0	0	26		
12	Robert Jones	16:56	2-4	0-0	2-2	1	1	2	2	6	1	3	2	1	0	0	27		
22	Gabe Kalscheur	31:32	5-10	4-7	2-3	0	1	1	2	5	16	2	0	1	0	0	42		
24	Hason Ward	12:35	3-4	0-0	0-0	2	5	7	1	0	6	1	0	3	0	0	25		
1	Eli King	06:45	1-1	0-0	0-0	0	1	1	3	0	2	2	0	0	0	0	12		
23	Conrad Hawley	03:44	0-0	0-0	0-0	0	2	2	0	2	0	0	0	0	0	0	4		
Team						2	2	4			0								
Totals		32:62	6-19	18-23		15	26	41		18	24	88	20	14	15	4	2	49	

Technical Fouls: NONE

Biggest lead	IUP	ISU	Points from Turnovers	MKE	ISU	Period by Period Scoring		
						1st	2nd	TOT
3 (1st 18:21)	49 (2nd 0:42)		16	50	22	17	39	
Best Scoring Run	6 (2nd 17:45)	21 (2nd 5:02)	4	11	45	43	88	
Lead Changes	4							
Times Tied	4							
Time with Lead	01:37	36:26						



Official Basketball Box Score - Final
N.C. A&T at Iowa State
 11/13/22 James H. Hilton Coliseum, Ames, Iowa
 2022-23 Men's Basketball

Game Time: 12:01 PM
 Game Duration: 1:52
 Attendance: 12,731

Officials: Doug Simmons, Rick Crawford, Bobby Bissard III

NO.	Name	Min	FG		3P		FT		Rebounds		Fouls		TP	AS	TO	ST	Blocks		+/-
			M/A	M/A	M/A	M/A	OR	DR	PF	FD	BS	BA							
12	Austin Johnson	F 29:53	0-5	0-2	3-4	2	3	5	2	4	3	0	3	1	1	0	0	-28	
25	Webster Fildore	F 10:35	1-1	0-0	0-0	0	0	0	0	2	0	2	1	1	0	0	0	-14	
3	Kam Woods	G 33:05	4-11	3-6	6-8	1	0	1	0	4	17	0	4	1	0	0	0	-42	
4	Marcus Watson	G 22:43	1-5	0-3	2-2	0	2	2	2	2	2	4	1	3	1	0	0	-22	
24	Demetric Horton	G 33:35	0-6	0-5	2-2	0	4	4	2	2	2	4	2	1	0	0	0	-25	
1	Jeremy Robinson	21:29	1-2	1-1	1-2	0	2	2	0	1	4	0	0	1	0	0	0	-15	
31	Duncan Powell	16:06	1-5	0-3	1-2	2	6	8	3	2	3	0	3	1	0	0	0	-13	
2	Love Bettis	14:16	2-3	1-1	0-0	0	0	0	0	1	5	0	1	0	0	0	0	-15	
5	Tyrese Elliott	13:17	0-4	0-3	0-0	0	1	1	3	1	3	0	0	1	0	0	0	-9	
0	Kyle Duke	05:01	1-1	0-0	1-1	0	0	0	1	1	3	0	0	1	0	0	0	-2	
Team						0	2	2			0								
Totals		11:43	5-24	16-21		5	20	25		15	18	43	6	19	8	1	1	-37	

Technical Fouls: NONE

NO.	Name	Min	FG		3P		FT		Rebounds		Fouls		TP	AS	TO	ST	Blocks		+/-
			M/A	M/A	M/A	M/A	OR	DR	PF	FD	BS	BA							
5	Aljaz Kunc	F 23:03	6-9	2-4	3-3	5	5	10	0	4	17	4	1	2	0	0	0	43	
21	Osun Osunniyi	C 16:36	7-12	1-1	1-2	2	2	4	3	1	16	2	0	0	0	0	0	29	
2	Caleb Grill	G 28:13	1-6	1-6	1-2	0	4	4	2	1	4	1	1	0	0	0	0	38	
3	Tamin Lipsy	G 24:29	4-6	0-0	2-2	0	4	4	2	3	10	3	2	2	0	0	0	23	
13	Jaren Holmes	G 29:39	5-13	1-4	2-2	1	6	7	3	13	3	2	0	0	1	21			
4	Demarion Watson	11:56	0-2	0-0	1-2	3	1	4	0	1	0	0	0	0	0	0	-2		
12	Robert Jones	17:24	3-3	0-0	0-0	1	2	3	0	6	0	1	1	1	0	0	-2		
22	Gabe Kalscheur	29:23	3-10	1-5	0-0	1	1	1	3	0	7	1	2	2	0	0	24		
24	Hason Ward	14:16	3-5	0-0	0-0	4	3	7	2	2	6	1	2	2	0	0	9		
1	Eli King	03:15	0-0	0-0	0-0	0	0	0	0	0	0	0	0	0	0	0	0		
23	Conrad Hawley	01:46	0-2	0-0	0-0	1	0	1	0	0	0	0	0	0	0	0	-1		
Team						0	0	0			0								
Totals		32:68	6-20	10-13		17	27	44		18	15	80	15	11	9	1	1	37	

Technical Fouls: NONE

Biggest lead	NCA	ISU	Points from Turnovers	NCA	ISU	Period by Period Scoring		
						1st	2nd	TOT
0 (1st 20:00)	40 (2nd 1:17)		9	23	16	27	43	
Best Scoring Run	7 (2nd 7:14)	17 (2nd 1:17)	10	46	39	41	80	
Lead Changes	0							
Times Tied	1							
Time with Lead	00:00	39:25						



Official Basketball Box Score - Final
Milwaukee at Iowa State
 11/02/22 James H. Hilton Coliseum, Ames, Iowa
 2022-23 Men's Basketball

Game Time: 5:01 PM
 Game Duration: 1:59
 Attendance: 11,785

Officials: Gary Maxwell, Chance Moore, Chris Pasi

NO.	Name	Min	FG		3P		FT		Rebounds		Fouls		TP	AS	TO	ST	Blocks		+/-
			M/A	M/A	M/A	M/A	OR	DR	PF	FD	BS	BA							
20	Vincent Miszkiewicz	F 15:04	2-3	0-1	0-0	1	2	3	1	0	4	1	1	1	0	0	0	-11	
23	Ahmad Rand	F 11:26	0-5	0-1	1-2	2	2	4	2	2	1	0	1	0	1	0	0	-19	
2	Elijah Jamison	G 15:06	0-1	0-0	1-2	1	2	5	1	1	4	0	0	0	0	0	0	-10	
10	BJ Freeman	G 23:41	3-7	1-3	4-5	1	1	2	0	3	11	1	6	0	0	0	0	-23	
12	Kentrell Pullian	G 15:50	0-2	0-1	0-0	0	0	0	0	0	2	0	2	1					

2022-23 BOX SCORES



Official Basketball Box Score - Final
North Carolina at Iowa St.
 11/29/22 Veterans Memorial Coliseum, Portland
 2022-23 Men's Basketball

Game Time: 2:30 PM
 Game Duration: 2:08
 Attendance: 4,431

Officials: Keith Kintle, Lee Cassel, DG Nelson

North Carolina - 65

Record: 5-1

NO. Name	Min	FG		3P		FT		Rebounds		Fouls		TP	AS	TO	ST	Blocks		+/-
		M-A	M-A	M-A	M-A	OR	DR	PF	FD	BS	BA							
5 Armando Bacot	F 37:10	5-6	0-0	3-5	3	6	9	4	7	13	2	5	1	2	0	0	-2	
32 Pete Nance	F 31:42	3-6	1-3	2-4	1	7	8	3	3	9	3	2	1	0	0	-10		
1 Leaky Black	G 31:00	2-4	0-0	2-2	3	2	5	2	1	6	2	1	1	0	0	-11		
2 Caleb Love	G 36:19	4-14	1-7	3-4	0	0	0	2	3	12	3	3	1	0	2	-2		
4 RJ Davis	G 31:56	5-14	1-7	4-4	0	2	3	4	15	1	2	1	1	0	0	-11		
0 Seth Trimble	12:33	0-1	0-0	2-2	0	1	1	1	3	2	0	1	0	0	0	4		
14 Puff Johnson	12:10	2-4	0-1	2-4	2	3	5	2	2	6	1	0	2	0	0	1		
11 D'Marco Dunn	07:10	1-1	0-0	0-0	0	0	0	0	2	0	0	0	0	0	0	6		
Team																		
Totals		22:50	3-18	18:25	12	24	36	19	23	65	12	14	7	2	2	-5		

Shooting By Period

1st FG%	14-28	50.0%
2nd FG%	2-10	20.0%
3rd FG%	4-5	80%
4th FG%	8-22	36.4%
3PT%	1-8	12.5%
FT%	14-20	70%
GM FG%	22-50	44.0%
3PT%	3-18	16.7%
FT%	18-25	72.0%

Dead Ball Rebounds: 4.0

Technical Fouls: NONE

Iowa St. - 70

Record: 5-0

NO. Name	Min	FG		3P		FT		Rebounds		Fouls		TP	AS	TO	ST	Blocks		+/-
		M-A	M-A	M-A	M-A	OR	DR	PF	FD	BS	BA							
5 Aljaz Kunc	F 33:19	0-3	0-2	0-0	2	4	6	3	3	0	1	0	0	0	0	0	16	
21 Osun Osunniyi	C 15:01	0-1	0-0	2-2	1	3	4	3	2	2	2	0	0	0	0	3		
2 Caleb Grill	G 38:15	11-15	7-11	2-2	2	2	2	3	31	1	0	0	0	1	0	0		
3 Tamin Lipsey	G 27:27	1-3	0-0	0-0	1	0	1	2	3	2	6	2	1	0	0	-2		
13 Jaren Holmes	G 28:55	8-17	2-4	4-6	0	4	4	4	22	3	2	2	0	0	0	3		
12 Robert Jones	19:40	5-11	0-0	1-1	1	2	4	1	10	3	1	0	1	2	0	9		
4 Demarion Watson	01:45	0-0	0-0	0-0	0	0	0	0	0	0	0	1	0	0	0	-5		
22 Gabe Kalscheur	23:38	0-5	0-3	3-4	1	2	4	3	3	1	2	3	0	0	0	9		
24 Hason Ward	12:00	0-2	0-0	0-0	2	2	4	1	0	0	0	2	0	0	0	-18		
Team																		
Totals		25:57	9-20	11-15	10	19	29	23	19	70	17	10	8	2	2	-5		

Shooting By Period

1st FG%	12-30	40.0%
2nd FG%	6-13	46.2%
3PT%	2-2	100%
4th FG%	13-27	48.1%
3PT%	3-7	42.9%
FT%	9-13	69.2%
GM FG%	25-57	43.9%
3PT%	9-20	45.0%
FT%	11-15	73.3%

Dead Ball Rebounds: 2.0

Technical Fouls: NONE

	UNC	IOW
Biggest lead	9 (1st 10:19)	7 (2nd 0:08)
Best Scoring Run	10 (2nd 6:23)	10 (2nd 0:23)
Lead Changes	4	4
Times Tied	8	8
Time with Lead	25:19	07:56

Points from	UNC		IOW	
	Turnovers	6	21	26
Paint	8	21	21	26
Second Chance	14	6	14	6
Fast Breaks	18	14	18	14
Bench	10	13	10	13

Period by Period Scoring	UNC		IOW	
	1st	2nd	TOT	TOT
UNC	34	31	65	65
IOW	32	38	70	70

Biggest lead 9 (1st 10:19) 7 (2nd 0:08)

Best Scoring Run 10 (2nd 6:23) 10 (2nd 0:23)

Lead Changes 4

Times Tied 8

Time with Lead 25:19 07:56



Official Basketball Box Score - Final
North Dakota at #23 Iowa State
 11/30/22 James H. Hilton Coliseum, Ames, Iowa
 2022-23 Men's Basketball

Game Time: 7:01 PM
 Game Duration: 1:45
 Attendance: 13,467

Officials: Rick Crawford, Marques Pettigrew, Owen Short

North Dakota - 44

Record: 5-4

NO. Name	Min	FG		3P		FT		Rebounds		Fouls		TP	AS	TO	ST	Blocks		+/-
		M-A	M-A	M-A	M-A	OR	DR	PF	FD	BS	BA							
10 Tsotne Tsartsidze	F 18:02	2-7	1-5	0-0	1	2	3	2	5	0	2	0	0	0	0	-11		
20 B.J. Omot	F 21:14	2-6	0-2	0-0	0	0	0	1	0	4	1	1	0	0	0	-6		
21 A'Jahni Levias	F 27:42	3-6	2-4	0-0	1	3	4	2	8	2	2	2	0	0	0	-17		
2 Matt Norman	G 31:33	3-7	3-6	0-0	1	6	7	2	1	9	3	3	0	0	0	-12		
4 Jalun Trent	G 19:00	0-1	0-0	0-0	0	1	1	2	1	0	2	4	1	0	0	-1		
0 Caleb Nero	19:42	0-4	0-2	2-2	1	1	2	1	2	0	2	0	0	0	0	-18		
15 Brady Danielson	24:15	1-4	0-3	0-0	2	3	1	1	2	1	1	0	1	0	0	-15		
12 Brian Mathews	12:25	1-1	0-0	0-0	2	4	6	1	1	2	1	1	0	0	0	-2		
52 Trysen Eaglestaff	09:41	2-6	1-2	0-0	1	1	0	0	5	0	2	0	0	0	0	-7		
65 Mitchell Suiker	09:33	3-6	0-2	1-1	0	3	3	1	1	7	0	0	0	0	0	-6		
1 Elijah Brooks	05:35	0-0	0-0	0-0	0	0	0	0	0	0	0	1	0	0	0	0		
3 Reid Grant	01:18	0-0	0-0	0-0	0	0	0	0	0	0	0	0	0	0	0	0		
Team																		
Totals		17:48	7-26	3-3	8	21	29	14	10	44	10	20	5	1	1	-19		

Shooting By Period

1st FG%	10-24	41.7%
2nd FG%	1-1	27.3%
3rd FG%	7-24	29.2%
4th FG%	4-15	26.7%
3PT%	2-2	100%
GM FG%	17-48	35.4%
3PT%	7-26	26.9%
FT%	3-3	100%

Dead Ball Rebounds: 0.1

Technical Fouls: NONE

Biggest lead 2 (1st 16:18) 20 (2nd 3:29)

Best Scoring Run 7 (1st 9:16) 11 (2nd 14:13)

Lead Changes 8

Times Tied 6

Time with Lead 04:37 30:24

Points from	UNC		IOW	
	Turnovers	9	26	26
Paint	16	32	16	32
Second Chance	5	18	5	18
Fast Breaks	0	6	0	6
Bench	18	21	18	21

Period by Period Scoring	UNC		IOW	
	1st	2nd	TOT	TOT
UNC	24	20	44	44
IOW	26	37	63	63

Biggest lead 2 (1st 16:18) 20 (2nd 3:29)

Best Scoring Run 7 (1st 9:16) 11 (2nd 14:13)

Lead Changes 8

Times Tied 6

Time with Lead 04:37 30:24

Points from	UNC		IOW	
	Turnovers	9	26	26
Paint	16	32	16	32
Second Chance	5	18	5	18
Fast Breaks	0	6	0	6
Bench	18	21	18	21

Period by Period Scoring	UNC		IOW	
	1st	2nd	TOT	TOT
UNC	24	20	44	44
IOW	26	37	63	63



Official Basketball Box Score - Final
Iowa St. at UConn
 11/27/22 Moda Center, Portland
 2022-23 Men's Basketball

Game Time: 7:00 PM
 Game Duration: 1:57
 Attendance: 5,005

Officials: Verne Harris, Paul Selez, Earl Walton

Iowa St. - 53

Record: 5-1

NO. Name	Min	FG		3P		FT		Rebounds		Fouls		TP	AS	TO	ST	Blocks		+/-
		M-A	M-A	M-A	M-A	OR	DR	PF	FD	BS	BA							
5 Aljaz Kunc	F 24:31	1-1	1-1	0-1	0	5	5	3	2	3	1	1	0	0	0	-6		
21 Osun Osunniyi	C 26:51	5-7	1-1	3-3	3	0	3	0	3	14	0	1	1	0	0	-9		
2 Caleb Grill	G 27:42	0-5	0-3	1-2	0	2	2	3	1	1	1	1	2	0	0	-17		
3 Tamin Lipsey	G 29:02	6-9	0-0	0-0	1	1	2	4	3	12	3	1	2	0	0	-13		
13 Jaren Holmes	G 28:24	4-12	1-3	2-4	0	1	1	4	3	11	2	3	1	0	2	-18		
4 Demarion Watson	07:05	1-3	0-1	0-0	1	0	1	0	0	2	1	0	0	0	0	-1		
3 Joey Calcaterra	12:01	0-2	0-0	0-0	1	1	3	0	0	0	0	0	1	0	0	-7		
22 Gabe Kalscheur	32:23	3-13	0-4	0-0	1	1	2	2	2	6	1	2	4	0	0	-11		
24 Hason Ward	12:01	2-2	0-0	0-0	1	1	2	2	0	4	0	1	1	0	0	-8		
Team																		
Totals		22:54	3-13	6-10	7	12	19	21	14	53	9	12	3	0	2	-18		

Shooting By Period

1st FG%	12-28	42.9%
2nd FG%	1-3	33.3%
3rd FG%	10-26	38.5%
4th FG%	2-10	20.0%

2022-23 BOX SCORES



Official Basketball Box Score - Final
Iowa St. at Iowa
 12/09/22 Carver-Hawkeye Arena, Iowa City
 2022-23 Men's Basketball

Game Time: 7:01 PM
 Game Duration: 1:59
 Attendance: 14,335



Official Basketball Box Score - Final
McNeese at #20 Iowa State
 12/11/22 James H. Hilton Coliseum, Ames, Iowa
 2022-23 Men's Basketball

Game Time: 5:01 PM
 Game Duration: 2:01
 Attendance: 12,886

Officials: James Breeding, Don Daily, Keith Kimble

Officials: Rick Crawford, Bret Smith, Amy Bonner

Iowa St. - 56 Record: 7-2

NO. Name	Min	FG		3P		FT		Rebounds		Fouls		TP	AS	TO	ST	Blocks		+/-
		M-A	M-A	M-A	M-A	OR	DR	PF	FD	BS	BA							
5 Aljaz Kunc	27:05	1-4	1-3	2-2	1	2	3	4	2	5	0	1	1	0	0	0	0	-18
21 Osun Osunniyi	C 09:36	2-4	0-0	0-0	1	0	1	4	0	4	1	3	0	0	0	0	0	-14
2 Caleb Grill	G 30:26	1-6	0-5	0-0	0	4	0	1	2	1	1	0	0	0	0	0	0	-15
3 Tamin Lipsey	G 32:52	5-8	1-2	0-0	3	2	5	4	1	11	5	2	2	1	0	0	0	-15
13 Jaren Holmes	G 27:28	3-12	0-3	1-2	0	1	1	2	1	7	2	4	2	0	2	0	0	-21
12 Robert Jones	27:10	5-8	0-0	1-2	4	6	10	2	6	11	2	1	0	0	2	0	0	-3
22 Gabe Kalschur	33:02	5-13	1-7	1-1	0	2	2	0	1	12	0	2	3	1	0	0	0	-2
4 Demarion Watson	07:06	0-1	0-1	0-0	0	2	2	1	0	0	0	0	0	0	0	0	0	-2
24 Hason Ward	05:15	2-3	0-1	0-0	0	1	1	3	0	4	0	0	0	0	0	0	0	-5
Team					0	0	0	0	0	0	0	0	0	0	0	0	0	
Totals		24-59	3-22	5-7	9	20	29	20	12	56	11	15	8	2	4	1	0	-19

Shooting By Period

1st FG%	10-31	32.3%
3PT%	0-11	0.0%
FT%	0-0	0%
2nd FG%	14-28	50.0%
3PT%	3-11	27.3%
FT%	5-7	71.4%
GM FG%	24-59	40.7%
3PT%	3-22	13.6%
FT%	5-7	71.4%

Dead Ball Rebounds: 0.0

McNeese - 40 Record: 3-7

NO. Name	Min	FG		3P		FT		Rebounds		Fouls		TP	AS	TO	ST	Blocks		+/-
		M-A	M-A	M-A	M-A	OR	DR	PF	FD	BS	BA							
0 Tyrone McMillan	F 20:22	0-1	0-0	2-4	1	2	3	4	5	2	3	4	1	0	0	0	0	-13
5 Johnathan Massie	G 23:50	0-3	0-2	0-0	0	6	2	0	0	1	7	1	0	0	0	0	0	-13
15 Zach Scott	G 25:52	3-8	2-5	0-0	0	4	2	0	0	8	0	0	2	0	0	0	0	-30
22 Harwin Francois	G 16:34	1-2	0-1	0-0	2	2	2	1	2	0	0	0	0	0	0	0	0	-29
24 Christian Shumate	G 29:27	2-5	0-1	1-3	2	4	6	2	2	5	1	8	1	0	0	0	0	-24
1 Trae English	26:40	3-6	2-4	0-0	1	2	3	3	3	8	1	4	1	0	0	0	0	-22
12 Dionjaha Thomas	14:10	1-3	0-0	0-0	0	0	0	1	0	2	0	4	0	0	1	0	0	-13
2 Donovan Oday	17:37	2-6	1-4	2-4	0	1	1	2	3	7	1	0	2	0	1	0	0	-8
10 Roberts Berze	16:40	2-3	2-3	0-0	0	0	0	0	0	6	0	1	1	0	0	0	0	-10
3 Rhyjon Blackwell	05:55	0-1	0-1	0-0	0	0	0	0	0	0	0	0	0	0	0	0	0	-14
21 Zach Blackwell	02:53	0-0	0-0	0-0	0	0	0	0	0	0	0	0	0	0	0	0	0	-9
Team					2	0	2	0	0	0	0	0	0	0	0	0	0	
Totals		14-38	7-21	5-11	8	21	29	21	14	40	8	30	9	0	2	3	0	-37

Shooting By Period

1st FG%	9-19	47.4%
3PT%	4-9	44.4%
FT%	2-4	50%
2nd FG%	5-19	26.3%
3PT%	3-12	25.0%
FT%	3-7	42.9%
GM FG%	14-38	36.8%
3PT%	7-21	33.3%
FT%	5-11	45.5%

Dead Ball Rebounds: 3.0

Iowa - 75 Record: 7-2

NO. Name	Min	FG		3P		FT		Rebounds		Fouls		TP	AS	TO	ST	Blocks		+/-
		M-A	M-A	M-A	M-A	OR	DR	PF	FD	BS	BA							
0 Filip Rebraca	F 37:03	9-11	2-2	2-5	5	6	11	2	5	22	4	2	0	0	3	0	0	22
22 Patrick McCaffery	F 27:58	5-8	3-5	0-0	0	1	1	1	3	13	1	2	0	0	0	0	0	11
1 Ahron Ulis	G 35:46	2-5	2-2	2-2	0	7	7	0	2	8	2	6	2	0	0	0	0	18
11 Tony Perkins	G 31:28	3-11	2-4	2-2	0	6	6	4	3	10	3	1	2	1	2	1	0	18
30 Connor McCaffery	G 35:42	2-7	2-7	0-0	3	3	2	5	14	4	0	2	0	0	0	0	0	18
20 Payton Sandfort	15:53	2-5	1-3	1-2	0	3	3	1	1	6	1	2	0	0	0	0	0	9
23 Josh Ogundole	02:57	0-0	0-0	0-0	0	0	0	2	0	0	2	0	0	0	0	0	0	0
5 Dasonte Bowen	02:55	0-0	0-0	0-0	0	1	1	0	1	0	1	2	0	0	0	0	0	2
4 Josh Dix	10:18	1-1	0-0	0-0	0	1	0	1	0	2	0	0	0	0	0	0	0	0
Team					1	1	2	0	0	0	0	0	0	0	0	0	0	
Totals		24-48	12-23	15-19	7	28	35	12	20	75	16	18	6	4	2	1	0	-19

Shooting By Period

1st FG%	13-25	52.0%
3PT%	7-14	50.0%
FT%	7-9	77.8%
2nd FG%	11-23	47.8%
3PT%	5-9	55.6%
FT%	8-10	80%
GM FG%	24-48	50.0%
3PT%	12-23	52.2%
FT%	15-19	78.9%

Dead Ball Rebounds: 1.0

Technical Fouls: NONE

ISU	IOWA	Points from		Turnovers		Period by Period Scoring	
		1st	2nd	1st	2nd	TOT	
0 (1st 20:00)	29 (2nd 15:36)	14	20	20	36	56	
11 (2nd 4:41)	15 (1st 14:36)	38	24	40	35	75	
0	0	10	9	33	44	77	
0	0	8	9	33	44	77	
00:00	38:49	27	8	33	44	77	

#20 Iowa State - 77 Record: 8-2

NO. Name	Min	FG		3P		FT		Rebounds		Fouls		TP	AS	TO	ST	Blocks		+/-
		M-A	M-A	M-A	M-A	OR	DR	PF	FD	BS	BA							
5 Aljaz Kunc	F 34:44	8-12	3-5	2-2	1	7	8	0	2	21	3	2	1	0	0	0	0	37
21 Osun Osunniyi	C 11:21	2-2	0-0	0-0	0	0	0	0	2	3	4	0	4	1	0	0	0	14
3 Tamin Lipsey	G 30:42	5-10	2-4	0-0	0	1	1	2	4	8	2	1	0	0	0	0	0	19
13 Jaren Holmes	G 32:22	6-10	3-5	2-1	3	1	4	7	2	2	1	0	0	0	0	0	0	31
22 Gabe Kalschur	G 40:00	6-13	3-7	0-0	0	3	3	2	15	5	2	3	0	0	0	0	0	37
4 Demarion Watson	15:57	1-2	1-1	0-0	1	2	1	1	3	0	1	0	0	0	0	0	0	21
12 Robert Jones	17:59	1-5	0-0	0-0	3	2	5	2	6	2	1	1	2	0	0	0	0	7
24 Hason Ward	12:28	3-5	0-0	0-0	1	0	1	4	0	6	1	0	0	0	0	0	0	6
1 Et King	02:53	1-1	1-1	2-2	0	1	1	0	1	5	0	0	0	0	0	0	0	9
23 Conrad Hawley	01:34	0-0	0-0	0-0	0	1	1	0	0	0	0	0	0	0	0	0	0	4
Team					0	1	1	0	0	0	0	0	0	0	0	0	0	
Totals		30-55	10-18	7-12	8	19	27	14	21	77	21	14	9	2	0	0	0	-37

Shooting By Period

1st FG%	14-29	48.3%
3PT%	3-7	42.9%
FT%	2-3	66.7%
2nd FG%	16-26	61.5%
3PT%	7-11	63.6%
FT%	5-9	55.6%
GM FG%	30-55	54.5%
3PT%	10-18	55.6%
FT%	7-12	58.3%

Dead Ball Rebounds: 1.0

Technical Fouls: NONE

ISU	IOWA	Points from		Turnovers		Period by Period Scoring	
		1st	2nd	TOT			
0 (1st 20:00)	37 (2nd 0:04)	9	36	24	16	40	
6 (1st 12:41)	18 (2nd 13:36)	10	38	33	44	77	
0	0	5	9	33	44	77	
0	0	23	16	33	44	77	
00:00	39:43	23	16	33	44	77	



Official Basketball Box Score - Final
Western Michigan at Iowa State
 12/18/22 James H. Hilton Coliseum, Ames, Iowa
 2022-23 Men's Basketball

Game Time: 12:01 PM
 Game Duration: 1:48
 Attendance: 11,992



Official Basketball Box Score - Final
#12 Baylor at Iowa State
 12/31/22 James H. Hilton Coliseum, Ames, Iowa
 2022-23 Men's Basketball

Game Time: 1:05 PM
 Game Duration: 2:10
 Attendance: 14,287

Officials: Kipp Kissingir, Kelly Self, Brooks Wells

Officials: Ray Natli, Terry Ojlesby, Amy Bonner

Western Michigan - 57 Record: 3-8

NO. Name	Min	FG		3P		FT		Rebounds		Fouls		TP	AS	TO	ST	Blocks		+/-
		M-A	M-A	M-A	M-A	OR	DR	PF	FD	BS	BA							
0 Markeese Hastings	F 25:2																	

2022-23 BOX SCORES



Official Basketball Box Score - Final
Iowa St. at Oklahoma
 01/02/23 Lloyd Noble Center, Norman
 2022-23 Men's Basketball

Game Time: 6:00 PM
 Game Duration: 2:10
 Attendance: 4,758

Officials: John Huggins, Tony Padilla, Patrick Adams

NO.	Name	Min	FG		3P		FT		Rebounds		Fouls		TP	AS	TO	ST	Blocks			+/-
			M	A	M	A	M	A	OR	DR	OR	DR					PF	FD	BS	
1	Osun Osunniyi	22:45	4-6	1-1	3-5	5	3	8	1	3	12	0	1	0	2	0	0	0	0	-5
2	Caleb Grill	36:25	5-9	5-9	5-5	0	1	1	2	4	20	1	3	4	0	0	0	0	6	
3	Tamin Lipsey	27:35	4-7	0-0	1-2	2	2	4	3	1	9	4	3	2	0	1	4	0	-3	
13	Jaren Holmes	33:23	5-15	0-1	0-0	1	1	2	2	0	10	4	1	1	0	1	0	1	5	
22	Gabe Kalscheur	38:19	3-9	1-4	2-2	0	2	2	2	4	9	1	2	1	2	0	2	0	-2	
0	Tre King	20:58	0-0	0-0	1-2	0	4	2	3	1	0	1	0	1	1	0	0	0	-8	
12	Robert Jones	17:15	1-5	0-0	0-0	0	3	2	0	2	0	0	0	0	0	0	0	0	8	
4	Demarion Watson	03:20	0-0	0-0	0-0	0	0	0	0	0	0	0	0	0	0	0	0	0	-2	
Team																				
Totals		22:51	7:15	12:16	10	18	28	14	15	63	10	11	9	5	2	3				

Technical Fouls: NONE

NO.	Name	Min	FG		3P		FT		Rebounds		Fouls		TP	AS	TO	ST	Blocks			+/-
			M	A	M	A	M	A	OR	DR	OR	DR					PF	FD	BS	
1	Jalen Hill	36:17	5-8	2-2	4-4	2	4	6	1	7	16	3	1	4	1	1	1	1	-1	
35	Tanner Groves	30:01	6-9	1-4	2-2	0	8	8	4	1	15	2	3	2	0	0	0	0	-6	
12	Milos Uzan	31:48	2-6	0-2	0-0	2	2	4	0	2	4	4	4	2	0	1	1	0	-4	
25	Grant Sherfield	26:53	1-7	0-3	2-2	0	0	0	4	1	4	0	1	0	1	0	0	0	-17	
34	Jacob Groves	16:00	2-8	0-3	1-1	0	0	0	0	1	5	0	0	0	0	0	0	0	-8	
10	Sam Godwin	10:01	0-1	0-0	0-0	0	1	1	2	0	0	2	0	0	0	1	3	0		
22	CJ Noland	21:13	2-4	2-4	0-0	0	0	0	1	0	6	1	2	0	0	0	0	4		
14	Bijan Cortes	27:47	4-6	2-4	0-0	0	4	3	2	10	3	2	0	1	0	1	0	14		
Team																				
Totals		22:49	7:22	9:9	7	22	29	15	14	60	15	13	8	2	5	3				

Technical Fouls: NONE

ISU	OU	Points from Turnovers	ISU	OU	Period by Period Scoring		
					1st	2nd	TOT
18 (1st 11:36)	2 (1st 3:02)	14	12	ISU	29	34	63
20 (1st 12:31)	20 (1st 3:02)	26	26	OU	29	31	60
9 (1st 12:31)	14	4	4				
8		4	2				
31:59	01:08	3	16				

Game Notes: EST: Attendance 3,414



Official Basketball Box Score - Final
Iowa St. at TCU
 01/07/23 Ed and Rae Scholmaier Arena, Fort Worth
 2022-23 Men's Basketball

Game Time: 1:00 PM
 Game Duration: 2:27
 Attendance: 6,333

Officials: Gerry Polard, Keith Kimble, Brooks Wells

NO.	Name	Min	FG		3P		FT		Rebounds		Fouls		TP	AS	TO	ST	Blocks			+/-
			M	A	M	A	M	A	OR	DR	OR	DR					PF	FD	BS	
21	Osun Osunniyi	18:29	3-6	0-0	1-2	4	1	5	3	2	7	2	1	0	2	2	0	0	-1	
2	Caleb Grill	35:16	1-5	1-5	0-0	1	4	5	1	2	3	2	2	1	0	0	0	5		
3	Tamin Lipsey	27:58	5-8	0-1	0-0	0	4	4	3	2	10	3	2	1	0	0	0	-3		
13	Jaren Holmes	29:43	4-8	2-3	0-0	0	2	2	3	1	10	4	3	0	0	2	1	0		
22	Gabe Kalscheur	35:34	7-14	1-6	0-2	1	2	3	3	3	15	4	1	3	0	1	6			
0	Tre King	17:48	5-10	0-1	2-3	2	2	4	3	1	12	0	1	1	0	2	4			
12	Robert Jones	22:48	5-6	0-0	0-2	2	2	4	2	1	2	3	1	0	0	1	0			
4	Demarion Watson	12:24	1-2	0-0	0-0	1	2	3	1	0	2	0	0	0	2	1	-3			
Team																				
Totals		31:59	4:16	13:9	12	20	32	21	13	69	17	15	7	4	9	2				

Technical Fouls: NONE

NO.	Name	Min	FG		3P		FT		Rebounds		Fouls		TP	AS	TO	ST	Blocks			+/-
			M	A	M	A	M	A	OR	DR	OR	DR					PF	FD	BS	
2	Emanuel Miller	30:32	3-6	1-2	0-0	2	3	5	2	1	7	2	4	1	2	2	0	-3		
5	Chuck O'Bannon	25:38	2-5	1-1	2-4	1	0	1	2	7	1	0	0	0	1	0	0	-6		
4	Eddie Lampkin	26:25	3-4	0-0	0-1	1	2	3	2	4	6	2	3	0	2	0	0	-12		
1	Mike Miles	29:46	5-9	1-2	7-9	0	2	2	3	5	18	1	2	0	1	0	1	0		
10	Damion Baugh	38:05	5-12	3-6	4-6	1	6	7	3	4	17	5	6	1	2	1	2			
0	Micha Peavy	14:22	1-1	0-0	0-4	0	2	2	0	3	2	1	0	1	0	1	0			
12	Xavier Cook	13:22	0-0	0-0	2-2	1	2	3	0	1	2	0	1	0	1	0	0			
11	Rondel Walker	08:46	0-2	0-2	0-0	0	0	0	0	0	0	0	0	0	0	0	0			
21	JaKobe Coles	09:41	3-4	1-1	1-2	0	2	2	2	1	8	0	1	0	0	0	13			
13	Shahada Wells	03:23	0-1	0-1	0-0	0	0	0	0	0	0	2	1	0	0	0	0			
Team																				
Totals		22:44	7:15	16:28	8	19	27	13	21	67	14	18	3	9	4	2				

Technical Fouls: NONE

ISU	TCU	Points from Turnovers	ISU	TCU	Period by Period Scoring		
					1st	2nd	TOT
9 (2nd 14:19)	1 (1st 18:49)	25	18	ISU	36	33	69
7 (2nd 4:43)	9 (2nd 0:23)	44	20	TCU	30	37	67
4	14	10	10				
3	4	19	12				
36:08	00:39	24	12				



Official Basketball Box Score - Final
Texas Tech at #14 Iowa State
 01/10/23 James H. Hill Coliseum, Ames, Iowa
 2022-23 Men's Basketball

Game Time: 7:01 PM
 Game Duration: 1:54
 Attendance: 13,464

Officials: Gary Maxwell, Antonio Petty, Roger Ayers

NO.	Name	Min	FG		3P		FT		Rebounds		Fouls		TP	AS	TO	ST	Blocks			+/-
			M	A	M	A	M	A	OR	DR	OR	DR					PF	FD	BS	
0	Kevin Obanor	28:46	2-4	0-2	3-3	1	3	3	7	0	4	1	0	0	0	0	0	0	-27	
12	Daniel Batcho	31:41	2-4	0-1	0-1	0	3	3	1	2	4	1	4	0	3	1	0	-30		
2	Pop Isaacs	32:01	3-13	1-9	3-3	0	2	2	1	4	10	3	3	3	0	1	0	-24		
20	Jaylon Tyson	16:43	2-8	1-4	0-0	3	1	4	0	1	5	0	2	0	1	1	0	-22		
23	De'Von Harmon	34:54	6-13	1-3	1-2	0	5	5	3	2	14	4	4	5	0	2	-31			
4	Robert Jennings	09:34	1-1	0-0	0-1	1	2	3	1	2	2	0	0	0	0	0	0	-1		
1	Lamar Washington	15:54	0-1	0-1	0-0	0	3	3	0	0	2	1	0	0	0	0	0	-10		
22	Elijah Fisher	12:43	1-2	0-1	0-0	1	1	2	0	1	2	0	0	0	0	0	0	-15		
3	D'Maurian Williams	07:06	0-2	0-2	0-0	0	0	0	0	0	0	0	0	0	0	0	0	-7		
24	Kenwin Walton	08:58	2-2	2-2	0-0	0	0	0	0	6	0	0	0	1	1	0	0			
13	CJ Williams	01:40	0-2	0-1	0-0	0	1	1	0	0	0	0	0	0	0	0	0	-3		
Team																				
Totals		19:52	5:26	7:10	7	21	28	11	15	50	10	19	9	6	6	3				

Technical Fouls: NONE

NO.	Name	Min	FG		3P		FT		Rebounds		Fouls		TP	AS	TO	ST	Blocks			+/-
			M	A	M	A	M	A	OR	DR	OR	DR					PF	FD	BS	
21	Osun Osunniyi	12:50	1-5	0-1	0-0	0	3	3	0	2	1	1	0	2	2	4	0	0		
2	Caleb Grill	31:15	4-8	4-8	2-5	1</														

2022-23 BOX SCORES



Official Basketball Box Score - Final
#7 Texas at #12 Iowa State
 01/17/23 James H. Hilton Coliseum, Ames, Iowa
 2022-23 Men's Basketball

Game Time: 7:01 PM
 Game Duration: 2:17
 Attendance: 14,267

Officials: Ray Nail, Rick Crawford, Bret Smith

NO. Name	Min	FG	3P	FT	Rebounds		Fouls		TP	AS	TO	ST	Blocks		+/-	
					OR	DR	PF	FD					BS	BA		
0 Timmy Allen	29:09	2-5	0-2	5-7	1	5	6	5	5	9	2	1	2	1	0	-9
1 Dylan Disu	F 13:45	4-5	0-1	2-2	0	2	2	4	1	0	0	0	0	1	0	-6
23 Dillon Mitchell	F 16:13	0-0	0-0	0-0	0	1	1	2	1	0	0	0	0	0	0	-6
4 Tyrese Hunter	G 33:08	3-11	2-6	2-3	0	2	2	1	3	10	3	2	0	0	2	-7
5 Marcus Carr	G 35:53	4-9	1-3	2-2	0	3	3	4	2	11	4	4	1	0	0	-9
10 SirJabari Rice	25:53	2-7	0-3	2-2	0	1	1	1	6	0	3	0	0	0	1	-15
32 Christian Bishop	18:48	4-7	0-0	4-4	2	3	5	4	4	12	1	2	1	2	0	-3
30 Brock Cunningham	18:16	2-2	0-0	2-2	0	2	2	4	3	6	1	0	0	0	0	-1
2 Anterio Morris	08:55	1-2	1-2	0-0	0	0	0	3	0	3	0	0	1	0	0	-1
Team					1	2	3	0	0	1						
Totals		22-48	4-17	19-22	4	21	25	28	20	67	11	13	5	4	3	-11

Technical Fouls: NONE

Shooting By Period	
1st FG%	12-22 54.5%
3PT%	2-4 50.0%
FT%	9-11 81.8%
2nd FG%	10-26 38.5%
3PT%	2-13 15.4%
FT%	10-11 90.9%
GM FG%	22-48 45.8%
3PT%	4-17 23.5%
FT%	19-22 86.4%

Dead Ball Rebounds: 2, 0

NO. Name	Min	FG	3P	FT	Rebounds		Fouls		TP	AS	TO	ST	Blocks		+/-	
					OR	DR	PF	FD					BS	BA		
21 Osun Osunniyi	C 25:25	5-6	0-0	1-4	3	4	7	4	3	11	1	0	1	1	1	17
2 Caleb Grill	G 36:42	4-9	3-7	6-6	0	6	6	2	4	17	1	1	1	0	0	-9
3 Tamin Lipsy	G 30:20	1-5	0-0	4-4	1	2	3	2	5	6	3	3	1	1	1	12
13 Jaren Holmes	G 35:46	7-13	2-6	5-6	0	3	3	0	6	21	2	0	1	0	0	11
22 Gabe Kalscheur	G 33:46	5-12	3-8	3-4	0	1	1	3	6	16	1	0	0	0	14	
0 Tre King	13:26	1-4	1-2	3-4	3	1	4	3	2	6	0	0	1	0	1	-10
12 Robert Jones	09:08	0-2	0-0	1-2	0	1	1	3	2	1	0	1	0	1	1	-12
4 Demarion Watson	10:00	0-1	0-1	0-0	0	2	2	2	0	1	0	0	0	0	0	8
24 Hason Ward	05:27	0-0	0-0	0-0	0	2	2	2	0	0	0	0	0	0	0	6
Team					2	1	3	0	0	1						
Totals		23-52	9-24	23-30	9	23	32	21	28	78	12	7	7	3	4	11

Technical Fouls: King 1st 3rd 3rd

Shooting By Period	
1st FG%	13-31 41.9%
3PT%	5-14 35.7%
FT%	5-7 71.4%
2nd FG%	10-21 47.6%
3PT%	4-10 40.0%
FT%	18-23 78.3%
GM FG%	23-52 44.2%
3PT%	9-24 37.5%
FT%	23-30 76.7%

Dead Ball Rebounds: 6, 0

Biggest lead	TEX		ISU	
	11 (1 st 9:36)	12 (2 nd 2:40)		
Best Scoring Run	6 (2 nd 14:03)		10 (1 st 4:46)	
Lead Changes	6			
Times Tied	5			
Time with Lead	16:12		18:08	

Game Notes: Fouled Out: TEX #0 Allen (1:54) ◆



Official Basketball Box Score - Final
Iowa St. at Oklahoma St.
 01/21/23 Gallagher-Iba Arena, Stillwater
 2022-23 Men's Basketball

Game Time: 1:00 PM
 Game Duration: 2:16
 Attendance: 6,656

Officials: Gary Maxwell, Antonio Petty, Brent Hampton

NO. Name	Min	FG	3P	FT	Rebounds		Fouls		TP	AS	TO	ST	Blocks		+/-	
					OR	DR	PF	FD					BS	BA		
21 Osun Osunniyi	C 23:28	7-15	0-1	1-4	4	3	7	1	2	15	0	1	0	3	1	5
2 Caleb Grill	G 17:11	0-1	0-1	0-0	1	2	3	2	0	0	0	0	0	0	0	6
3 Tamin Lipsy	G 22:45	3-6	0-0	2-3	1	0	1	3	2	8	0	0	0	0	0	-2
13 Jaren Holmes	G 36:59	3-13	0-1	2-2	3	4	7	2	2	8	6	4	0	1	1	1
22 Gabe Kalscheur	G 40:00	5-13	2-4	2-3	1	1	2	1	3	14	1	0	0	1	2	-2
0 Tre King	29:02	5-10	0-2	0-0	2	6	8	5	2	10	0	1	4	0	0	-2
12 Robert Jones	11:42	1-4	0-0	0-0	2	0	2	3	1	2	1	1	0	0	2	1
4 Demarion Watson	14:03	0-0	0-0	0-0	1	4	5	4	0	0	1	0	0	0	0	-9
24 Hason Ward	04:50	1-1	0-0	0-0	0	0	0	2	0	2	0	0	0	1	0	-7
Team					0	4	4	0	0	2						
Totals		25-63	2-9	7-12	15	24	39	23	12	59	11	10	6	5	6	-2

Technical Fouls: NONE

Shooting By Period	
1st FG%	16-39 41.0%
3PT%	3-11 27.3%
FT%	2-2 100%
2nd FG%	9-24 37.5%
3PT%	1-3 33.3%
FT%	5-10 50%
GM FG%	25-63 39.7%
3PT%	2-9 22.2%
FT%	7-12 58.3%

Dead Ball Rebounds: 2, 0

NO. Name	Min	FG	3P	FT	Rebounds		Fouls		TP	AS	TO	ST	Blocks		+/-	
					OR	DR	PF	FD					BS	BA		
4 Woody Newton	F 27:26	3-6	2-4	1-2	0	6	6	1	2	9	1	0	1	0	0	3
22 Kalib Boone	F 18:18	4-9	0-0	5-6	1	1	2	1	3	13	1	0	1	0	0	2
0 Avery Anderson, III	G 36:15	5-9	2-3	6-9	0	3	3	2	9	18	5	8	0	3	2	2
1 Bryce Thompson	G 09:31	0-1	0-1	1-2	0	0	0	2	1	1	0	2	0	0	0	-14
51 John-Michael Wright	G 25:20	3-6	2-4	0-0	0	1	1	1	1	8	2	1	0	0	0	8
23 Tyreek Smith	07:17	0-0	0-0	0-4	0	3	3	0	2	0	0	0	0	2	0	1
5 Caleb Asberry	33:42	2-5	2-4	1-3	1	5	6	2	4	7	2	2	0	0	0	9
33 Moussa Cisse	14:07	0-0	0-0	0-0	0	3	3	1	0	0	0	0	1	0	0	0
13 Quion Williams	12:34	0-1	0-1	0-0	0	2	2	1	0	0	0	1	0	0	0	-1
2 Chris Harris Jr.	15:30	1-4	1-4	2-2	1	0	1	1	1	5	1	1	0	0	0	0
Team					1	3	4	0	0	1						
Totals		18-41	9-21	16-28	6	25	31	12	23	61	12	16	3	6	5	2

Technical Fouls: NONE

Biggest lead	ISU		OSU	
	16 (1 st 8:51)	3 (2 nd 1:42)		
Best Scoring Run	7 (1 st 12:53)		8 (2 nd 12:17)	
Lead Changes	1			
Times Tied	4			
Time with Lead	35:56		02:45	

Points from Turnovers ISU OSU
 ISU 35 32 67
 OSU 36 42 78



Official Basketball Box Score - Final
#5 Kansas State at #12 Iowa State
 01/24/23 James H. Hilton Coliseum, Ames, Iowa
 2022-23 Men's Basketball

Game Time: 8:05 PM
 Game Duration: 2:19
 Attendance: 14,267

Officials: Keith Kimble, James Breeding, Kelly Self

NO. Name	Min	FG	3P	FT	Rebounds		Fouls		TP	AS	TO	ST	Blocks		+/-	
					OR	DR	PF	FD					BS	BA		
11 Keyontae Johnson	F 34:00	6-12	0-2	3-6	1	9	10	3	3	15	0	5	2	0	1	9
35 NaeQwan Tomlin	F 32:10	2-3	0-0	2-2	0	0	0	3	2	6	2	0	2	0	0	-11
23 Abayomi Iyola	C 12:56	1-1	0-0	0-0	0	0	0	3	1	2	0	2	0	0	0	-1
1 Markquise Nowell	G 38:01	6-17	4-5	7-8	1	1	2	6	23	9	4	3	0	2	3	
5 Cam Carter	G 28:28	5-5	1-1	4-4	0	1	1	4	3	15	0	2	1	0	0	-3
25 Ismael Massoud	27:21	4-6	4-5	1-2	0	0	0	5	1	13	0	0	0	0	1	0
13 Desi Sills	20:30	0-3	0-3	0-2	0	2	2	1	1	0	2	1	1	0	1	-12
4 Tykel Greene	06:34	1-1	0-0	0-1	1	0	1	1	2	0	0	0	0	0	0	-7
Team					3	1	4	0	0	0						
Totals		25-48	9-16	17-25	6	14	20	22	18	76	13	14	9	0	5	-4

Technical Fouls: NONE

Shooting By Period	
1st FG%	13-25 52.0%
3PT%	3-9 33.3%
FT%	6-10 60%
2nd FG%	13-23 56.5%
3PT%	6-7 85.7%
FT%	11-15 73.3%
GM FG%	25-48 52.1%
3PT%	9-16 56.3%
FT%	17-25 68.0%

Dead Ball Rebounds: 5, 0

NO. Name	Min	FG	3P	FT	Rebounds		Fouls		TP	
----------	-----	----	----	----	----------	--	-------	--	----	--

2022-23 BOX SCORES



Official Basketball Box Score - Final
Iowa St. at Texas Tech
 01/30/23 United Supermarkets Arena, Lubbock
 2022-23 Men's Basketball

Game Time: 8:00 PM
 Game Duration: 2:23
 Attendance: 13,428

Officials: Gary Maxwell, Gerry Pollard, Rick Crawford

NO. Name	Min	FG		3P		FT		Rebounds		Fouls		TP	AS	TO	ST	Blocks		+/-
		M-A	M-A	M-A	M-A	OR	DR	PF	FD	BS	BA							
21 Osun Osunniyi	C 26:18	2-4	0-1	2-4	1	5	6	3	3	6	0	1	0	3	0	0	-2	
2 Caleb Grill	G 36:41	8-12	0-0	1	2	3	4	0	24	3	3	1	0	0	7			
3 Tamin Lipsey	G 39:56	4-6	0-1	3-4	0	5	5	3	11	4	4	2	0	0	-3			
13 Jaren Holmes	G 32:52	3-12	1-7	2	1	2	4	3	9	2	4	1	0	0	-9			
22 Gabe Kalscheur	G 45:00	8-19	0-6	3-7	3	4	7	4	19	2	4	2	0	0	-3			
0 Tre King	16:15	1-2	0-0	0-0	4	3	7	3	2	0	0	0	0	0	-3			
12 Robert Jones	18:42	1-3	0-0	2-2	0	3	3	2	1	4	0	1	0	1	-1			
4 Demarion Watson	09:16	1-1	0-0	0-0	1	2	3	0	2	0	0	0	2	0	-1			
Team					0	2	2	0	0	0	0							
Totals		28-59	9-27	12-21	11	27	38	25	77	11	17	6	6	0	-3			

Technical Fouls: Jones 1st 15:26

Shooting By Period
 1st FG% 16.33 48.5%
 3PT% 6.15 40.0%
 FT% 1.2 50%
 2nd FG% 10-16 62.5%
 3PT% 3-6 50.0%
 FT% 9-14 64.3%
 OT FG% 2-10 20.0%
 3PT% 0-6 0.0%
 FT% 2-5 40%
 GM FG% 28-59 47.5%
 3PT% 9-27 33.3%
 FT% 12-21 57.1%

NO. Name	Min	FG		3P		FT		Rebounds		Fouls		TP	AS	TO	ST	Blocks		+/-
		M-A	M-A	M-A	M-A	OR	DR	PF	FD	BS	BA							
0 Kevin Obanor	F 42:14	5-11	3-5	11-15	5	8	13	3	9	24	1	3	1	0	2	-4		
12 Daniel Batcho	F 10:40	0-1	0-0	0	2	1	3	0	1	0	1	1	0	0	0	-13		
20 Jaylon Tyson	G 36:00	4-9	1-4	2-3	3	6	9	3	3	11	2	1	4	0	0	9		
23 Javon Harmon	G 35:06	5-17	0-4	6-8	0	4	4	1	5	16	5	1	1	0	2	9		
24 Kerwin Walton	G 21:16	2-7	1-5	0-0	1	1	3	0	3	5	1	0	0	0	-9			
0 Robert Jennings	12:46	2-4	0-0	2-3	1	0	1	0	4	6	0	1	0	0	1	-3		
22 Elijah Fisher	14:27	0-2	0-1	3-4	1	2	3	0	3	3	1	0	0	1	-9			
1 Lamar Washington	26:17	3-5	0-2	2-4	0	1	1	1	3	8	1	0	2	0	0	18		
5 KJ Allen	07:57	1-1	1-1	0-0	0	0	0	0	1	3	0	0	0	0	-6			
3 D'Maurian Williams	18:17	2-3	0-1	0-0	0	0	0	0	4	0	1	1	0	0	15			
Team					1	0	1	0	2	0	2							
Totals		24-60	6-23	26-37	13	23	36	15	28	80	12	10	9	0	6	3		

Technical Fouls: NONE

Shooting By Period
 1st FG% 7.24 29.2%
 3PT% 2.12 16.7%
 FT% 6.8 75%
 2nd FG% 14-29 48.3%
 3PT% 4-10 40.0%
 FT% 17-23 73.9%
 OT FG% 3-7 42.9%
 3PT% 0-1 0.0%
 FT% 3-6 50%
 GM FG% 24-60 40.0%
 3PT% 6-23 26.1%
 FT% 26-37 70.3%

ISU	TTU	Points from Turnovers	ISU	TTU	Period by Period Scoring		
					1st	2nd	TOT
Biggest lead	23 (2 nd 12:38)	3 (1 st 01:19)	8	22			
Best Scoring Run	8 (1 st 6:29)	9 (2 nd 8:39)	34	34			
Lead Changes	3	9	8	14			
Times Tied	2		4	8			
Time with Lead	41:46	01:50	8	24			



Official Basketball Box Score - Final
#8 Kansas at #13 Iowa State
 02/04/23 James H. Hilton Coliseum, Ames, Iowa
 2022-23 Men's Basketball

Game Time: 11:01 AM
 Game Duration: 2:00
 Attendance: 14,267

Officials: Ray Nallie, Antrio Petty, Brooks Wells

NO. Name	Min	FG		3P		FT		Rebounds		Fouls		TP	AS	TO	ST	Blocks		+/-
		M-A	M-A	M-A	M-A	OR	DR	PF	FD	BS	BA							
10 Jalen Wilson	F 39:12	7-16	3-8	9-11	1	8	9	2	9	26	2	4	0	0	0	-13		
24 KJ Adams, Jr.	F 32:57	3-6	0-0	1-2	1	3	4	0	2	7	3	1	0	1	0	-10		
3 Dajuan Harris	G 33:39	1-5	0-3	0	0	3	1	1	2	3	2	2	1	0	-18			
4 Grady Dick	G 30:18	2-6	1-4	2-2	0	1	1	2	1	2	1	7	0	0	-9			
15 Kevin McCullar	G 23:19	1-4	0-2	0-1	2	9	11	4	5	2	1	3	1	1	0	-7		
1 Joseph Yesufu	19:27	3-6	2-5	0	0	1	1	2	0	3	0	8	0	0	0	-9		
0 Bobby Pettiford	07:34	0-1	0-1	0-0	0	0	0	0	0	2	0	3	3	0	0	-2		
23 Ernest Udeh Jr.	06:42	0-0	0-0	1-2	1	1	2	1	1	0	2	1	0	0	-3			
11 MJ Rice	04:24	0-0	0-0	0	1	1	0	0	0	0	0	0	0	0	-5			
21 Zach Clemence	00:21	0-0	0-0	0	0	0	0	0	0	0	0	0	0	0	-2			
20 Michael Jankovich	02:07	0-0	0-0	0	0	0	0	0	0	0	0	0	0	0	0			
Team					0	0	0	0	0	0	0							
Totals		17-44	6-23	13-18	5	27	32	16	19	53	12	20	5	4	0	-15		

Technical Fouls: NONE

Shooting By Period
 1st FG% 8-25 32.0%
 3PT% 4-14 28.6%
 FT% 1-2 50%
 2nd FG% 9-19 47.4%
 3PT% 2-9 22.2%
 FT% 12-16 75%
 GM FG% 17-44 38.6%
 3PT% 6-23 26.1%
 FT% 13-18 72.2%

NO. Name	Min	FG		3P		FT		Rebounds		Fouls		TP	AS	TO	ST	Blocks		+/-
		M-A	M-A	M-A	M-A	OR	DR	PF	FD	BS	BA							
21 Osun Osunniyi	C 23:29	6-8	0-0	1-2	1	4	5	4	3	13	1	3	0	0	0	13		
2 Caleb Grill	G 37:23	3-10	1-7	2-2	0	2	2	0	4	9	4	1	2	0	1	21		
3 Tamin Lipsey	G 33:02	4-9	0-3	1-2	4	4	8	1	3	9	10	2	3	0	1	16		
13 Jaren Holmes	G 31:34	5-10	4-6	1-2	0	6	6	3	2	15	2	2	1	0	1	8		
22 Gabe Kalscheur	G 32:05	3-7	2-4	0-1	0	2	2	3	2	8	1	1	1	0	0	12		
5 Aljaz Kunc	10:36	0-3	0-3	0-0	0	0	4	2	0	1	0	1	0	0	-7			
12 Robert Jones	16:31	2-7	0-0	0-0	1	2	2	0	4	0	0	1	0	1	2			
0 Tre King	15:20	5-7	0-0	0-0	1	4	5	2	0	10	0	0	0	0	10			
Team					1	4	2	0	0	0	1							
Totals		28-61	7-23	5-9	8	24	32	19	16	68	19	10	9	0	4	15		

Technical Fouls: NONE

Shooting By Period
 1st FG% 15-31 48.4%
 3PT% 2-9 22.2%
 FT% 1-2 50%
 2nd FG% 13-30 43.3%
 3PT% 5-14 35.7%
 FT% 4-7 57.1%
 GM FG% 28-61 45.9%
 3PT% 7-23 30.4%
 FT% 5-9 55.6%

ISU	TTU	Points from Turnovers	ISU	TTU	Period by Period Scoring		
					1st	2nd	TOT
Biggest lead	1 (1 st 19:34)	19 (2 nd 8:29)	8	19			
Best Scoring Run	8 (2 nd 16:03)	7 (1 st 16:45)	16	36			
Lead Changes	2		3	12			
Times Tied	0		3	6			
Time with Lead	01:03	38:46	9	14			



Official Basketball Box Score - Final
Iowa State at West Virginia
 02/06/23 WVU Coliseum, Morgantown
 2022-23 Men's Basketball

Game Time: 7:00 PM
 Game Duration: 2:26
 Attendance: 11,573

Officials: Roger Ayers, James Breeding, Byron Jarrett

NO. Name	Min	FG		3P		FT		Rebounds		Fouls		TP	AS	TO	ST	Blocks		+/-
		M-A	M-A	M-A	M-A	OR	DR	PF	FD	BS	BA							
21 Osun Osunniyi	C 16:55	2-2	0-0	0-0	0	2	2	5	0	4	1	0	0	2	0	7		
2 Caleb Grill	G 35:46	4-10	3-7	2-2	1	9	10	4	1	13	0	3	0	0	1	-5		
3 Tamin Lipsey	G 24:38	6-8	1-2	3-4	0	3	3	5	16	0	4	1	0	0	12			
13 Jaren Holmes	G 34:28	6-14	2-5	4-4	1	4	5	3	3	18	5	1	1	0	2	0		
22 Gabe Kalscheur	G 38:18	1-6	0-3	6-7	0	2	2	2	2	8	2	3	1	0	0	-6		
0 Tre King	15:98	1-3	0-0	1-1	1	0	1	4	3	3	0	1	2	0	0	-9		
12 Robert Jones	12:27	1-2	0-0	2-4	1	1	2	5	3	4	0	2	0	0	1	-2		
5 Aljaz Kunc	21:36	1-2	0-1	1-2	0	3	3	2	1	3	0	0	0	2	0	-19		
24 Hason Ward	02:30	1-3	0-0	0-0	1	1	2	0	2	0	0	0	0	0	0			
Team					0	0	0	0	0	0	0							
Totals		23-50	6-18	19-24	5	25	30	30	18	71	8	14	7	2	4	-5		

Technical Fouls: Jones 2nd 8:29

Shooting By Period
 1st FG% 10-24 41.7%
 3PT% 3-9 33.3%
 FT% 7-8 87.5%
 2nd FG% 13-26 50.0%
 3PT% 3-9 33.3%
 FT% 12-16 75%
 GM FG% 23-50 46.0%
 3PT% 6-18 33.3%
 FT% 19-24 79.2%

2022-23 BOX SCORES



Official Basketball Box Score - Final
#22 TCU at #19 Iowa State
 02/15/23 James H. Hilton Coliseum, Ames, Iowa
 2022-23 Men's Basketball

Game Time: 8:05 PM
 Game Duration: 2:09
 Attendance: 13,557

Officials: John Higgins, Tony Padilla, Jeb Hartness

NO. Name	Min	FG M-A	3P M-A	FT M-A	Rebounds OR DR TOT	Fouls PF FD	TP	AS	TO	ST	Blocks BS BA		+/-
											BS	BA	
2 Emanuel Miller	19:38	3-6	1-2	0-1	1 2 3	3 0 7	2	0	0	0	2	0	-13
12 Xavier Cork	16:07	2-3	0-0	1-4	1 1 2	1 2 5	0	1	0	0	1	0	4
0 Micah Peavy	21:53	6-9	1-3	0-0	1 4 5	4 1 13	3	3	2	1	1	10	
10 Damion Baugh	39:27	2-7	1-2	2-4	2 3 5	2 5 7	9	6	2	0	0	-12	
13 Shahada Wells	35:20	7-14	1-7	0-4	1 6 7	1 2 15	2	2	3	0	0	-16	
4 Eddie Lampkin	21:35	1-2	0-0	1-1	0 0 0	3 2 3	0	1	1	0	0	-16	
5 Chuck O'Bannon	20:29	1-4	1-3	0-0	0 2 2	1 0 3	0	1	1	0	0	-12	
21 Jakobe Coles	20:58	2-7	0-2	2-4	0 3 3	1 2 6	1	0	0	1	0	4	
22 Tyler Lundblade	02:51	0-0	0-0	0-0	0 0 0	0 0 0	0	0	0	0	0	0	
25 Souleymane Doumbia	01:42	0-0	0-0	0-0	0 0 0	2 0 0	0	0	0	0	0	4	
Team					1 0 1	0 0							
Totals		24-52	5-19	6-18	7 21 28	18 14 59	17	14	9	2	4	-11	

Technical Fouls: NONE

NO. Name	Min	FG M-A	3P M-A	FT M-A	Rebounds OR DR TOT	Fouls PF FD	TP	AS	TO	ST	Blocks BS BA		+/-
											BS	BA	
5 Aljaz Kunc	31:04	7-10	3-3	0-5	5 5 10	2 4 22	0	0	2	1	0	4	
21 Osun Osunniyi	16:28	1-3	0-1	4-4	1 4 5	3 5 6	1	1	0	1	0	6	
3 Tamin Lipsey	32:54	2-2	0-0	2-2	2 2 4	3 1 6	6	6	2	0	0	10	
13 Jaren Holmes	33:38	6-15	1-5	3-3	0 2 3	0 2 16	2	0	0	1	1	18	
22 Gabe Kalscheur	31:54	3-7	1-2	0-0	4 4 3	0 7 2	5	3	0	0	0	19	
0 Tre King	17:24	3-6	0-2	3-3	1 2 3	1 2 9	0	1	3	1	1	-2	
12 Robert Jones	15:04	1-1	0-0	0-0	2 2 2	1 2 1	2	1	1	0	1	14	
2 Caleb Grill	12:36	0-4	0-2	0-1	0 2 2	0 2 0	0	1	0	0	0	-16	
4 Demarion Watson	09:18	1-1	0-0	0-0	0 0 0	1 2 0	0	1	1	0	0	2	
Team					2 1 3	0 0							
Totals		24-49	7-20	15-17	6 25 31	14 18 70	12	16	11	4	2	11	

Technical Fouls: Kunc 2nd 4:0

TCU	ISU	Points from Turnovers	TCU	ISU	Period by Period Scoring		
					1st	2nd	TOT
Biggest lead	0 (1st 20:00)	21 (2nd 17:14)	20	12			
Best Scoring Run	12 (1st 9:47)	10 (1st 16:34)	20	26			
Lead Changes	0	0	TCU	24	35	59	
Times Tied	0	0	ISU	35	35	70	
Time with Lead	00:00	39:35					



Official Basketball Box Score - Final
Iowa St. at Kansas St.
 02/18/23 Bramlage Coliseum, Manhattan
 2022-23 Men's Basketball

Game Time: 1:00 PM
 Game Duration: 2:20
 Attendance: 11,000

Officials: Gary Maxwell, Darron George, Antonio Palty

NO. Name	Min	FG M-A	3P M-A	FT M-A	Rebounds OR DR TOT	Fouls PF FD	TP	AS	TO	ST	Blocks BS BA		+/-
											BS	BA	
5 Aljaz Kunc	31:30	4-10	2-7	5-6	1 4 5	2 4 15	0	1	1	0	0	-10	
21 Osun Osunniyi	C 25:43	2-4	0-0	1-1	3 2 5	2 2 4	1	1	1	1	2	-12	
3 Tamin Lipsey	G 37:36	3-7	0-1	3-4	2 5 7	2 3 9	6	6	4	0	1	-6	
13 Jaren Holmes	G 30:28	2-16	0-4	1-2	1 2 3	3 2 5	1	2	1	1	0	-2	
22 Gabe Kalscheur	G 35:59	4-14	3-12	0-0	2 2 4	4 1 11	2	3	1	0	0	-2	
0 Tre King	15:23	2-4	0-2	2-2	2 2 4	5 1 6	0	2	0	0	0	9	
12 Robert Jones	14:17	2-5	0-0	0-0	2 2 4	4 3 4	0	0	0	0	0	6	
4 Demarion Watson	09:04	0-2	0-1	1-2	0 1 1	0 1 1	0	0	0	0	0	-13	
Team					5 3 8	0 0							
Totals		19-62	5-27	12-17	18 23 41	22 17	55	10	14	9	3	4	

Technical Fouls: Holmes 1st 5:11

NO. Name	Min	FG M-A	3P M-A	FT M-A	Rebounds OR DR TOT	Fouls PF FD	TP	AS	TO	ST	Blocks BS BA		+/-
											BS	BA	
11 Keyontae Johnson	F 37:55	6-13	0-1	3-4	1 5 6	1 6 15	2	2	1	0	0	7	
35 Nae'Qwan Tomlin	F 22:30	2-3	0-0	1-2	3 3 6	4 2 5	3	1	1	1	1	13	
1 Markquis Nowell	G 37:00	4-13	4-9	8-8	0 6 6	3 7 20	5	4	0	0	0	7	
5 Cam Carter	G 27:02	2-6	2-3	0-0	0 3 3	2 0 6	0	2	1	0	0	-3	
13 Desi Sills	G 33:13	1-5	0-3	2-4	0 3 3	3 3 3	4	3	1	1	1	5	
23 Abayomi Iyola	11:19	0-0	0-0	0-0	0 2 2	1 0 0	0	0	0	0	0	-14	
3 David N'Guessan	11:58	1-2	0-0	0-0	1 0 1	1 3 2	0	1	1	2	1	11	
25 Ismael Massoud	19:03	2-6	1-5	4-4	1 2 3	1 2 9	0	0	0	0	0	4	
Team					1 1 2	0 0							
Totals		18-48	7-21	18-22	7 25 32	18 21	61	13	11	5	4	3	

Technical Fouls: N'Guessan 1st 5:11

ISU	KState	Points from Turnovers	ISU	KState	Period by Period Scoring		
					1st	2nd	TOT
Biggest lead	10 (1st 3:19)	9 (2nd 0:13)	7	19			
Best Scoring Run	10 (1st 13:34)	8 (2nd 15:21)	24	18			
Lead Changes	6	6	ISU	31	24	55	
Times Tied	4	4	KState	23	38	61	
Time with Lead	19:34	16:25					



Official Basketball Box Score - Final
Iowa St. at Texas
 02/21/23 Moody Center, Austin
 2022-23 Men's Basketball

Game Time: 8:00 PM
 Game Duration: 2:08
 Attendance: 11,313

Officials: Doug Simons, Ray Nail, Chance Moore

NO. Name	Min	FG M-A	3P M-A	FT M-A	Rebounds OR DR TOT	Fouls PF FD	TP	AS	TO	ST	Blocks BS BA		+/-
											BS	BA	
5 Aljaz Kunc	28:04	1-5	0-4	0-0	1 1 2	0 2 2	1	0	0	0	0	-18	
21 Osun Osunniyi	C 24:44	5-7	0-1	2-3	3 3 6	2 2 12	1	2	1	0	0	-4	
3 Tamin Lipsey	G 35:47	3-5	0-0	2-2	1 2 3	0 3 3	8	3	2	0	1	-10	
13 Jaren Holmes	G 35:05	2-8	0-2	5-6	0 7 7	2 3 9	3	2	1	0	0	-14	
22 Gabe Kalscheur	G 40:00	3-14	3-11	1-2	1 1 2	3 2 10	0	2	1	0	0	-18	
0 Tre King	18:46	3-4	1-1	0-0	0 3 3	3 2 7	0	1	1	0	0	-10	
12 Robert Jones	15:16	3-4	0-0	0-0	1 0 1	3 2 6	0	4	0	0	0	-14	
4 Demarion Watson	02:18	0-0	0-0	0-0	0 0 0	1 0 0	0	1	0	1	0	-2	
Team					2 3 5	0 1							
Totals		20-47	4-19	10-13	9 20 29	14 16 54	8	16	6	1	1	18	

Technical Fouls: NONE

NO. Name	Min	FG M-A	3P M-A	FT M-A	Rebounds OR DR TOT	Fouls PF FD	TP	AS	TO	ST	Blocks BS BA		+/-
											BS	BA	
0 Timmy Allen	F 26:15	3-6	0-1	0-1	2 6 8	2 4 6	4	2	1	0	0	11	
1 Dylan Dieu	F 17:55	1-6	0-2	0-0	2 1 3	4 0 2	1	2	0	1	0	-11	
23 Dillon Mitchell	F 12:10	1-2	0-0	0 1 3	2 0 2	0 0 0	0	0	0	0	0	-11	
4 Tyrese Hunter	G 29:49	5-9	3-5	2-2	0 3 3	1 2 15	1	2	1	0	0	4	
5 Marcus Carr	G 35:13	5-9	3-5	0-0	2 2 1	1 1 13	5	1	1	0	0	14	
30 Brock Cunningham	23:25	3-4	1-1	1-1	1 2 2	1 8 4	1	1	3	0	0	25	
32 Christian Bishop	22:25	1-4	0-1	1-5	3 3 6	3 5 3	1	2	3	0	0	29	
10 SirJabari Rice	21:18	5-12	3-8	2-2	0 0 0	0 1 15	1	1	0	0	1	23	
2 Arterio Morris	11:50	3-5	2-4	0-0	1 0 1	1 0 8	1	0	0	0	0	6	
Team					3 2 5	0 1							
Totals		27-57	12-28	6-11	14 19 33	16 14 72	18	12	9	1	1	18	

Technical Fouls: NONE

ISU	TEX	Points from Turnovers	ISU	TEX	Period by Period Scoring		
					1st	2nd	TOT
Biggest lead	6 (1st 15:53)	20 (1st 0:51)	27	28			
Best Scoring Run	8 (1st 15:53)	16 (1st 11:51)	28	18			
Lead Changes	3	3	ISU	29	25	54	
Times Tied	2	2	TEX	47	25	72	
Time with Lead	03:47	34:16					



Official Basketball Box Score - Final
Oklahoma at #23 Iowa State
 02/25/23 James H. Hilton Coliseum, Ames, Iowa
 2022-23 Men's Basketball

Game Time: 11:02 AM
 Game Duration: 2:03
 Attendance: 14,267

Officials: Rick Crawford, Bret Smith, Tyler Kumpf

NO. Name	Min	FG M-A	3P M-A	FT M-A	Rebounds OR DR TOT	Fouls PF FD	TP	AS	TO	ST	Blocks BS BA		+/-
											BS	BA	
1 Jalen Hill	F 36:41	1-5	0-2	0-0	0 6 6	2 4 2	3	2	2	2	2	11	
35 Tanner Groves	F 32:55	4-8	1-3	0-0	0 13 13	4 0 9	2	2	1	3	0	2	
3 Otega Owah	G 16:47	2-2	0-0										

2022-23 BOX SCORES



Official Basketball Box Score - Final West Virginia at Iowa State

02/27/23 James H. Hilton Coliseum, Ames, Iowa
2022-23 Men's Basketball

Game Time: 8:01 PM
Game Duration: 2:33
Attendance: 13,575

Officials: Ron Groover, Tony Padilla, Jeb Harshess

West Virginia - 72

Record: 17-13 (6-11)

NO. Name	Min	FG		3P		FT		Rebounds			Fouls		TP	AS	TO	ST	Blocks		+/-
		M-A	M-A	M-A	M-A	OR	DR	TOT	PF	FD	BS	BA							
1 Emmitt Matthews Jr.	F 35:44	5-12	1-6	2-2	2 2 4	1 2	13	0	1	1	2	0	2	0	1	2	0	2	
3 Tre Mitchell	F 24:30	0-5	0-2	0-0	0 2 2	4 2	0	2	2	0	1	0	-13						
15 Jimmy Bell Jr.	F 20:59	0-1	0-0	0-0	0 2 5	4 2	0	0	0	0	0	0	-9						
0 Kedrian Johnson	G 28:54	2-4	0-1	4-6	0 4 4	3 8	8	5	1	2	0	1	14						
10 Erik Stevenson	G 28:59	8-17	4-10	3-5	0 2 2	3 3	23	1	4	1	0	0	3						
32 James Okonkwo	01:13	0-0	0-0	0-0	1 0 1	1 0	0	0	0	0	0	0	3						
5 Joe Toussaint	24:16	4-6	3-5	8-8	1 6 7	3 3	19	3	1	0	0	0	9						
24 Pat Suemnick	09:52	1-1	0-0	1-1	0 1 1	1 2	3	0	2	1	0	0	1						
14 Seth Wilson	11:55	1-2	1-2	0-0	0 0 0	0 0	3	0	0	0	0	0	1						
2 Kobe Johnson	12:03	1-1	0-1	1-1	0 3 3	0 1	3	0	0	0	0	0	2						
22 Josiah Harris	01:35	0-1	0-1	0-0	0 0 0	0 0	0	0	0	0	0	0	2						
Totals		22-50	9-27	19-23	7 22 29	20 23	72	11	12	5	3	1	3						

Technical Fouls:Stevenson 1st12:03Mitchell 2nd10:44

Shooting By Period		
1 st	FG%	13-29 44.8%
	3PT%	6-16 37.5%
	FT%	3-3 100%
2 nd	FG%	9-21 42.9%
	3PT%	3-11 27.3%
	FT%	16-20 80%
GM	FG%	22-50 44.0%
	3PT%	9-27 33.3%
	FT%	19-23 82.6%

Dead Ball Rebounds: 7, 0

Iowa State - 69

Record: 17-12 (8-9)

NO. Name	Min	FG		3P		FT		Rebounds			Fouls		TP	AS	TO	ST	Blocks		+/-
		M-A	M-A	M-A	M-A	OR	DR	TOT	PF	FD	BS	BA							
5 Aljaz Kunc	F 24:15	2-5	1-4	0-2	0 1 1	4 2	5	2	2	0	0	0	2						
21 Osun Osunniyi	C 18:19	3-4	0-0	0-0	0 3 3	4 1	6	3	0	1	0	0	-4						
3 Tamin Lipsey	G 33:00	1-5	0-1	1-2	2 1 3	3 2	3	3	1	3	0	0	-6						
13 Jaren Holmes	G 37:42	6-16	2-6	2-2	0 2 2	3 2	16	3	2	1	0	2	-7						
22 Gabe Kalscheur	G 24:01	8-15	5-9	5-5	0 1 1	4 4	25	1	2	1	0	0	10						
0 Tre King	15:53	2-3	0-0	3-3	1 4 5	3 4	7	0	1	0	1	1	-5						
2 Caleb Grill	19:21	0-2	0-1	0-0	0 2 2	2 0	0	0	2	0	0	0	5						
12 Robert Jones	21:32	2-2	0-0	2-4	2 3 5	2 3	6	1	0	0	0	0	1						
4 Demarion Watson	05:57	0-0	0-0	0-0	0 1 1	0 1	0	0	0	0	0	0	-1						
Totals		24-52	8-21	13-18	8 18 26	25 19	69	13	10	6	1	3	-3						

Technical Fouls:Kunc 2nd10:44Grill 2nd10:44

Shooting By Period		
1 st	FG%	10-23 43.5%
	3PT%	2-6 33.3%
	FT%	5-6 83.3%
2 nd	FG%	14-29 48.3%
	3PT%	6-15 40.0%
	FT%	8-12 66.7%
GM	FG%	24-52 46.2%
	3PT%	8-21 38.1%
	FT%	13-18 72.2%

Dead Ball Rebounds: 3, 0

	WVU	ISU
Biggest lead	11 (1 st 2:21)	7 (2 nd 8:44)
Best Scoring Run	9 (2 nd 0:20)	7 (2 nd 15:12)
Lead Changes	8	
Times Tied	5	
Time with Lead	21:58	15:58

Points from	WVU	ISU
Turnovers	14	17
Paint	18	20
Second Chance	9	10
Fast Breaks	2	0
Bench	28	13

Period by Period Scoring	1st	2nd	TOT
WVU	35	37	72
ISU	27	42	69



Official Basketball Box Score - Final Iowa St. at Baylor

03/04/23 Ferrell Center, Waco, Texas
2022-23 Men's Basketball

Game Time: 11:00 AM
Game Duration: 2:10
Attendance: 10,165

Officials: Ray Nail, Marques Pettigrew, Chris Pasci

Iowa St. - 73

Record: 18-12 (9-9)

NO. Name	Min	FG		3P		FT		Rebounds			Fouls		TP	AS	TO	ST	Blocks		+/-
		M-A	M-A	M-A	M-A	OR	DR	TOT	PF	FD	BS	BA							
0 Tre King	F 26:27	5-11	1-2	2-4	2 5 7	1 2	13	1	2	1	0	1	5						
12 Robert Jones	F 14:40	3-5	0-0	1-3	1 4 5	2 3	7	2	1	0	1	0	4						
3 Tamin Lipsey	G 27:04	0-1	0-0	3-4	0 1 1	1 3	3	5	2	2	0	0	10						
13 Jaren Holmes	G 32:13	6-9	1-3	3-4	1 6 7	2 4	16	5	0	1	0	0	8						
22 Gabe Kalscheur	G 38:15	3-9	2-6	4-5	0 2 2	3 3	12	3	1	2	0	0	15						
4 Demarion Watson	16:26	2-2	0-0	0-0	1 2 3	1 1	4	2	1	0	0	0	7						
5 Aljaz Kunc	14:20	2-4	2-4	0-0	0 1 1	4 0	6	1	2	0	0	0	7						
21 Osun Osunniyi	16:51	3-4	0-0	2-2	0 3 3	1 1	8	0	3	0	0	0	6						
24 Hason Ward	07:05	2-2	0-0	0-0	2 1 3	1 1	4	0	0	0	0	0	9						
1 Eli King	06:02	0-1	0-1	0-0	0 1 1	2 0	0	0	0	0	0	0	5						
23 Conrad Hawley	00:37	0-0	0-0	0-0	0 0 0	0 0	0	0	0	0	0	0	1						
Totals		26-48	6-16	15-22	7 29 36	18 18	73	19	14	6	1	1	15						

Technical Fouls:NONE

Shooting By Period		
1 st	FG%	13-24 54.2%
	3PT%	2-9 22.2%
	FT%	5-9 55.6%
2 nd	FG%	13-24 54.2%
	3PT%	4-7 57.1%
	FT%	10-13 76.9%
GM	FG%	26-48 54.2%
	3PT%	6-16 37.5%
	FT%	15-22 68.2%

Dead Ball Rebounds: 5, 0

Baylor - 58

Record: 22-9 (11-7)

NO. Name	Min	FG		3P		FT		Rebounds			Fouls		TP	AS	TO	ST	Blocks		+/-
		M-A	M-A	M-A	M-A	OR	DR	TOT	PF	FD	BS	BA							
0 Flo Thamba	F 19:10	0-0	0-0	1-2	1 1 2	4 3	1	1	2	1	0	0	5						
11 Jalen Bridges	F 27:55	1-9	1-4	2-2	3 3 6	0 1	5	1	1	1	1	1	-10						
1 Keyonte George	G 26:26	3-10	1-7	0-2	0 1 1	3 2	7	2	2	0	0	0	1						
4 Lj Croyer	G 34:20	3-11	2-5	5-5	0 1 1	1 4	13	2	2	0	0	0	-21						
10 Adam Flagler	G 34:31	7-11	5-8	1-5	1 1 2	4 3	20	1	3	0	0	0	-12						
23 Jonathan Tchamwa Tchatchoua	18:25	1-3	0-0	0-0	2 5 7	3 0	2	1	3	0	0	0	-21						
3 Dale Bonner	26:14	3-7	1-3	1-2	0 0 0	3 4	8	1	0	1	0	0	-20						
33 Caleb Lohner	07:46	1-2	0-1	0-0	0 1 1	0 0	2	0	0	0	0	0	-6						
15 Josh Ojanwuna	02:25	0-0	0-0	0-0	0 0 0	0 0	1	0	0	0	0	0	1						
5 Jordan Turner	01:24	0-0	0-0	0-0	0 0 0	0 0	0	0	0	0	0	0	4						
32 Zach Loveday	01:24	0-0	0-0	0-0	0 0 0	0 0	0	0	0	0	0	0	4						
Totals		19-53	10-28	10-18	8 16 24	19 18	58	9	14	3	1	1	-15						

Technical Fouls:Coach 1st1:36

Shooting By Period		
1 st	FG%	8-29 27.6%
	3PT%	3-15 20.0%
	FT%	3-6 50%
2 nd	FG%	11-24 45.8%
	3PT%	7-13 53.8%
	FT%	7-12 58.3%
GM	FG%	19-53 35.8%
	3PT%	10-28 35.7%
	FT%	10-18 55.6%

Dead Ball Rebounds: 5, 1

	ISU	BAY
Biggest lead	20 (2 nd 1:24)	3 (1 st 17:13)
Best Scoring Run	11 (2 nd 12:07)	10 (2 nd 15:29)
Lead Changes	3	
Times Tied	0	
Time with Lead	35:40	01:33

2022-23 IOWA STATE OVERALL STATS

Game Records

Record	Overall	Home	Away	Neutral
ALL GAMES	18-12	13-3	3-8	2-1
CONFERENCE	9-9	6-3	3-6	0-0
NON-CONFERENCE	9-3	7-0	0-2	2-1

Score by Periods

Team	1st	2nd	OT	TOT
Iowa St.	981	1053	20	2054
Opponents	856	988	21	1865

Team Box Score

No.	Player				Total			3-Point		F-Throw		Rebounds										
		GP-GS	MIN	AVG	FG-FGA	FG%	3FG-3FGA	3FG%	FT-FTA	FT%	OFF	DEF	TOT	AVG	PF	DQ	A	TO	BLK	STL	PTS	AVG
13	HOLMES, Jaren	30-30	954:42	31.8	145-370	.392	37-109	.339	68-101	.673	22	88	110	3.7	66	1	98	66	3	32	395	13.2
22	KALSCHEUR, Gabe	30-20	993:49	33.1	134-334	.401	64-182	.352	50-68	.735	17	54	71	2.4	78	1	49	53	6	44	382	12.7
2	GRILL, Caleb	25-22	780:22	31.2	72-183	.393	53-144	.368	40-52	.769	11	88	99	4.0	52	1	35	38	1	31	237	9.5
21	OSUNNIYI, Osun	30-29	570:42	19.0	107-181	.591	3-13	.231	42-61	.689	51	70	121	4.0	75	2	34	37	33	12	259	8.6
5	KUNC, Aljaz	20-16	522:29	26.1	52-114	.456	26-76	.342	30-40	.750	20	67	87	4.4	40	0	30	18	6	22	160	8.0
3	LIPSEY, Tamin	30-30	881:51	29.4	88-174	.506	4-22	.182	40-52	.769	36	71	107	3.6	69	2	137	71	3	62	220	7.3
0	KING, Tre	20-2	340:43	17.0	46-93	.495	4-13	.308	19-25	.760	25	55	80	4.0	53	2	2	16	3	19	115	5.8
12	JONES, Robert	30-1	516:00	17.2	75-157	.478	0-0	.000	22-56	.393	51	62	113	3.8	81	2	24	42	11	21	172	5.7
24	WARD, Hason	20-0	150:40	7.5	28-42	.667	0-1	.000	2-6	.333	20	21	41	2.1	28	0	6	9	7	13	58	2.9
4	WATSON, Demarion	26-0	297:36	11.4	19-48	.396	4-18	.222	4-12	.333	25	43	68	2.6	27	0	10	14	11	9	46	1.8
1	KING, Eli	7-0	26:10	3.7	2-6	.333	1-4	.250	4-4	1.000	0	4	4	0.6	5	0	2	1	0	0	9	1.3
23	HAWLEY, Conrad	7-0	14:56	2.1	0-4	.000	0-1	.000	1-2	.500	2	4	6	0.9	1	0	0	0	0	0	1	0.1
Team											48	42	90					18				
Total		30	6050		768-1706	.450	196-583	.336	322-479	.672	328	669	997	33.2	575	11	427	383	84	265	2054	68.5
Opponents		30	6050		611-1462	.418	226-680	.332	417-584	.714	245	676	921	30.7	510	5	354	503	87	196	1865	62.2

Team Statistics

	IOWAST	OPP
Scoring	2054	1865
Points per game	68.5	62.2
Scoring margin	+6.3	-
Field goals-att	768-1706	611-1462
Field goal pct	.450	.418
3 point fg-att	196-583	226-680
3-point FG pct	.336	.332
3-pt FG made per game	6.5	7.5
Free throws-att	322-479	417-584
Free throw pct	.672	.714
F-Throws made per game	10.7	13.9
Rebounds	997	921
Rebounds per game	33.2	30.7
Rebounding margin	+2.5	-
Assists	427	354
Assists per game	14.2	11.8
Turnovers	383	503
Turnovers per game	12.8	16.8
Turnover margin	+4.0	-
Assist/turnover ratio	1.1	0.7
Steals	265	196
Steals per game	8.8	6.5
Blocks	84	87
Blocks per game	2.8	2.9
Winning streak	1	-
Home win streak	0	-
Attendance	213998	118062
Home games-Avg/Game	16-13375	11-10733
Neutral site-Avg/Game	-	3-5222

Team Results

Date	Opponent		Score	Att.
11/07/2022	IUPUI	W	88-39	12562
11/13/2022	N.C. A&T	W	80-43	12731
11/20/2022	Milwaukee	W	68-53	11785
11/24/2022	vs Villanova	Wot	81-79	6229
11/25/2022	vs North Carolina	W	70-65	4431
11/27/2022	vs UConn	L	53-71	5005
11/30/2022	North Dakota	W	63-44	12467
12/04/2022	St. John's (NY)	W	71-60	13377
12/08/2022	at Iowa	L	56-75	14535
12/11/2022	McNeese	W	77-40	12886
12/18/2022	Western Mich.	W	73-57	11992
12/31/2022	Baylor	W	77-62	14267
01/04/2023	at Oklahoma	W	63-60	4758
01/07/2023	at TCU	W	69-67	6333
01/10/2023	Texas Tech	W	84-50	13464
01/14/2023	at Kansas	L	60-62	16300
01/17/2023	Texas	W	78-67	14267
01/21/2023	at Oklahoma St.	L	59-61	6656
01/24/2023	Kansas St.	W	80-76	14267
01/28/2023	at Missouri	L	61-78	15061
01/30/2023	at Texas Tech	Lot	77-80	10428
02/04/2023	Kansas	W	68-53	14267
02/08/2023	at West Virginia	L	71-76	11573
02/11/2023	Oklahoma St.	L	56-64	14267
02/15/2023	TCU	W	70-59	13557
02/18/2023	at Kansas St.	L	55-61	11000
02/21/2023	at Texas	L	54-72	11313
02/25/2023	Oklahoma	L	50-61	14267
02/27/2023	West Virginia	L	69-72	13575
03/04/2023	at Baylor	W	73-58	10105

2022-23 IOWA STATE BIG 12 STATS

Game Records

Record	Overall	Home	Away	Neutral
ALL GAMES	9-9	6-3	3-6	0-0
CONFERENCE	9-9	6-3	3-6	0-0
NON-CONFERENCE	0-0	0-0	0-0	0-0

Score by Periods

Team	1st	2nd	OT	TOT
Iowa St.	585	622	6	1213
Opponents	511	641	9	1161

Team Box Score

No.	Player				Total		3-Point		F-Throw		Rebounds											
		GP-GS	MIN	AVG	FG-FGA	FG%	3FG-3FGA	3FG%	FT-FTA	FT%	OFF	DEF	TOT	AVG	PF	DQ	A	TO	BLK	STL	PTS	AVG
22	KALSCHEUR, Gabe	18-18	649:40	36.1	90-216	.417	44-114	.386	39-55	.709	13	38	51	2.8	52	0	26	29	5	22	263	14.6
13	HOLMES, Jaren	18-18	594:25	33.0	82-213	.385	21-69	.304	39-52	.750	12	56	68	3.8	37	1	61	36	2	15	224	12.4
2	GRILL, Caleb	15-12	458:11	30.5	38-102	.373	34-88	.386	27-37	.730	6	50	56	3.7	35	1	23	24	0	16	137	9.1
21	OSUNNIYI, Osun	18-17	374:18	20.8	65-107	.607	1-8	.125	28-45	.622	32	55	87	4.8	50	2	17	19	27	6	159	8.8
3	LIPSEY, Tamin	18-18	549:13	30.5	59-119	.496	2-15	.133	31-41	.756	27	47	74	4.1	42	2	83	50	2	41	151	8.4
5	KUNC, Aljaz	9-5	207:09	23.0	21-50	.420	12-37	.324	12-17	.706	3	19	22	2.4	23	0	5	5	2	9	66	7.3
0	KING, Tre	18-1	296:54	16.5	37-78	.474	4-13	.308	17-22	.773	23	50	73	4.1	48	2	1	14	3	16	95	5.3
12	JONES, Robert	18-1	295:36	16.4	34-79	.430	0-0	.000	12-30	.400	26	37	63	3.5	46	1	9	26	7	7	80	4.4
24	WARD, Hason	8-0	34:30	4.3	8-11	.727	0-0	.000	1-2	.500	5	6	11	1.4	7	0	0	2	3	2	17	2.1
4	WATSON, Demarion	14-0	151:56	10.9	8-19	.421	2-7	.286	1-6	.167	7	20	27	1.9	15	0	6	5	8	4	19	1.4
1	KING, Eli	2-0	09:16	4.6	0-3	.000	0-2	.000	2-2	1.000	0	1	1	0.5	2	0	0	0	0	0	2	1.0
23	HAWLEY, Conrad	2-0	03:51	1.9	0-1	.000	0-0	.000	0-0	.000	1	1	2	1.0	1	0	0	0	0	0	0	0.0
Team											33	27	60				13					
Total		18	3625		442-998	.443	120-353	.340	209-309	.676	188	407	595	33.1	358	9	231	223	59	138	1213	67.4
Opponents		18	3625		382-882	.433	133-393	.338	264-377	.700	130	404	534	29.7	312	3	227	261	68	110	1161	64.5

Team Statistics

	IOWAST	OPP
Scoring	1213	1161
Points per game	67.4	64.5
Scoring margin	+2.9	-
Field goals-att	442-998	382-882
Field goal pct	.443	.433
3 point fg-att	120-353	133-393
3-point FG pct	.340	.338
3-pt FG made per game	6.7	7.4
Free throws-att	209-309	264-377
Free throw pct	.676	.700
F-Throws made per game	11.6	14.7
Rebounds	595	534
Rebounds per game	33.1	29.7
Rebounding margin	+3.4	-
Assists	231	227
Assists per game	12.8	12.6
Turnovers	223	261
Turnovers per game	12.4	14.5
Turnover margin	+2.1	-
Assist/turnover ratio	1.0	0.9
Steals	138	110
Steals per game	7.7	6.1
Blocks	59	68
Blocks per game	3.3	3.8
Winning streak	1	-
Home win streak	0	-
Attendance	126198	88466
Home games-Avg/Game	9-14022	9-9830
Neutral site-Avg/Game	-	0-0

Team Results

Date	Opponent		Score	Att.
12/31/2022	Baylor	W	77-62	14267
01/04/2023	at Oklahoma	W	63-60	4758
01/07/2023	at TCU	W	69-67	6333
01/10/2023	Texas Tech	W	84-50	13464
01/14/2023	at Kansas	L	60-62	16300
01/17/2023	Texas	W	78-67	14267
01/21/2023	at Oklahoma St.	L	59-61	6656
01/24/2023	Kansas St.	W	80-76	14267
01/30/2023	at Texas Tech	Lot	77-80	10428
02/04/2023	Kansas	W	68-53	14267
02/08/2023	at West Virginia	L	71-76	11573
02/11/2023	Oklahoma St.	L	56-64	14267
02/15/2023	TCU	W	70-59	13557
02/18/2023	at Kansas St.	L	55-61	11000
02/21/2023	at Texas	L	54-72	11313
02/25/2023	Oklahoma	L	50-61	14267
02/27/2023	West Virginia	L	69-72	13575
03/04/2023	at Baylor	W	73-58	10105

2022-23 IOWA STATE SEASON/CAREER STATS

Summary

Player	Season Statistics										Career Statistics									
	GP-GS	MIN/G	FG%	3FG%	FT%	R/G	A/G	STL	BLK	PTS/G	GP-GS	MIN/G	FG%	3FG%	FT%	R/G	A/G	STL	BLK	PTS/G
GRILL, Caleb	25-22	31.2	.393	.368	.769	4.0	1.4	31	1	9.5	116-51	25.2	.385	.342	.698	2.8	1.4	117	12	6.6
HAWLEY, Conrad	7-0	2.1	.000	.000	.500	0.9	0.0	0	0	0.1	7-0	2.1	.000	.000	.500	0.9	0.0	0	0	0.1
HOLMES, Jaren	30-30	31.8	.392	.339	.673	3.7	3.3	32	3	13.2	108-107	33.9	.409	.339	.721	4.6	2.9	102	20	13.1
JONES, Robert	30-1	17.2	.478	.000	.393	3.8	0.8	21	11	5.7	110-47	18.1	.530	.000	.428	3.8	0.8	68	51	6.2
KALSCHEUR, Gabe	30-20	33.1	.401	.352	.735	2.4	1.6	44	6	12.7	153-142	31.8	.379	.325	.740	2.4	1.5	162	31	10.7
KING, Eli	7-0	3.7	.333	.250	1.000	0.6	0.3	0	0	1.3	7-0	3.7	.333	.250	1.000	0.6	0.3	0	0	1.3
KING, Tre	20-2	17.0	.495	.308	.760	4.0	0.1	19	3	5.8	112-79	22.3	.495	.273	.722	5.0	0.7	126	79	9.7
KUNC, Aljaz	20-16	26.1	.456	.342	.750	4.4	1.5	22	6	8.0	138-52	19.0	.413	.346	.758	3.5	0.7	93	49	5.3
LIPSEY, Tamin	30-30	29.4	.506	.182	.769	3.6	4.6	62	3	7.3	30-30	29.4	.506	.182	.769	3.6	4.6	62	3	7.3
OSUNNIYI, Osun	30-29	19.0	.591	.231	.689	4.0	1.1	12	33	8.6	141-122	27.8	.594	.250	.652	7.2	1.3	81	338	9.6
WARD, Hason	20-0	7.5	.667	.000	.333	2.1	0.3	13	7	2.9	99-35	14.9	.585	.000	.680	3.7	0.6	60	126	4.9
WATSON, Demarion	26-0	11.4	.396	.222	.333	2.6	0.4	9	11	1.8	26-0	11.4	.396	.222	.333	2.6	0.4	9	11	1.8

Scoring

Player	Season Statistics								Career Statistics							
	FG-FGA	FG%	3FG-3FGA	3FG%	FT-FTA	FT%	PTS	PTS/G	FG-FGA	FG%	3FG-3FGA	3FG%	FT-FTA	FT%	PTS	PTS/G
GRILL, Caleb	72-183	.393	53-144	.368	40-52	.769	237	9.5	259-672	.385	178-521	.342	74-106	.698	770	6.6
HAWLEY, Conrad	0-4	.000	0-1	.000	1-2	.500	1	0.1	0-4	.000	0-1	.000	1-2	.500	1	0.1
HOLMES, Jaren	145-370	.392	37-109	.339	68-101	.673	395	13.2	496-1214	.409	131-387	.339	292-405	.721	1415	13.1
JONES, Robert	75-157	.478	0-0	.000	22-56	.393	172	5.7	293-553	.530	0-0	.000	101-236	.428	687	6.2
KALSCHEUR, Gabe	134-334	.401	64-182	.352	50-68	.735	382	12.7	562-1484	.379	284-873	.325	225-304	.740	1633	10.7
KING, Eli	2-6	.333	1-4	.250	4-4	1.000	9	1.3	2-6	.333	1-4	.250	4-4	1.000	9	1.3
KING, Tre	46-93	.495	4-13	.308	19-25	.760	115	5.8	429-867	.495	30-110	.273	200-277	.722	1088	9.7
KUNC, Aljaz	52-114	.456	26-76	.342	30-40	.750	160	8.0	233-564	.413	117-338	.346	144-190	.758	727	5.3
LIPSEY, Tamin	88-174	.506	4-22	.182	40-52	.769	220	7.3	88-174	.506	4-22	.182	40-52	.769	220	7.3
OSUNNIYI, Osun	107-181	.591	3-13	.231	42-61	.689	259	8.6	568-956	.594	4-16	.250	219-336	.652	1359	9.6
WARD, Hason	28-42	.667	0-1	.000	2-6	.333	58	2.9	209-357	.585	0-13	.000	66-97	.680	484	4.9
WATSON, Demarion	19-48	.396	4-18	.222	4-12	.333	46	1.8	19-48	.396	4-18	.222	4-12	.333	46	1.8

Totals

Player	Season Statistics									Career Statistics								
	O-REB	D-REB	TOTAL	PF	FO	A	TO	A/TO	O-REB	D-REB	TOTAL	PF	FO	A	TO	A/TO		
GRILL, Caleb	11	88	99	52	1	35	38	0.9	40	284	324	213	3	166	112	1.5		
HAWLEY, Conrad	2	4	6	1	0	0	0	0.0	2	4	6	1	0	0	0	0.0		
HOLMES, Jaren	22	88	110	66	1	98	66	1.5	106	394	500	226	1	310	206	1.5		
JONES, Robert	51	62	113	81	2	24	42	0.6	161	257	418	277	11	84	152	0.6		
KALSCHEUR, Gabe	17	54	71	78	1	49	53	0.9	99	271	370	407	9	234	258	0.9		
KING, Eli	0	4	4	5	0	2	1	2.0	0	4	4	5	0	2	1	2.0		
KING, Tre	25	55	80	53	2	2	16	0.1	200	360	560	367	22	75	162	0.5		
KUNC, Aljaz	20	67	87	40	0	30	18	1.7	123	354	477	247	3	102	88	1.2		
LIPSEY, Tamin	36	71	107	69	2	137	71	1.9	36	71	107	69	2	137	71	1.9		
OSUNNIYI, Osun	51	70	121	75	2	34	37	0.9	349	670	1019	361	9	187	180	1.0		
WARD, Hason	20	21	41	28	0	6	9	0.7	115	247	362	190	4	62	97	0.6		
WATSON, Demarion	25	43	68	27	0	10	14	0.7	25	43	68	27	0	10	14	0.7		

2022-23 IOWA STATE EXTENDED BOX SCORE

Game Records

Record	Overall	Home	Away	Neutral
ALL GAMES	18-12	13-3	3-8	2-1
CONFERENCE	9-9	6-3	3-6	0-0
NON-CONFERENCE	9-3	7-0	0-2	2-1

Team Box Score Extended

No.	Player	GP-GS	MIN	AVG	Total			3-Point			F-Throw			Rebounds			PF	DO	A	A/G	TO	TO/G	A/TO	BLK	BLK/G	STL	STL/G	PTS	AVG
					FG-FGA	FG%	3FG-3FGA	3FG%	FT-FTA	FT%	OFF	DEF	TOT	AVG	AVG														
13	HOLMES, Jaren	30-30	95:42	31.8	145-370	.392	37-109	.339	68-101	.673	22	88	110	3.7	66	1	98	3.27	66	2.20	1.48	3	0.10	32	1.07	395	13.2		
22	KALSCHER, Gabe	30-20	99:34	33.1	134-334	.401	64-182	.352	50-68	.735	17	54	71	2.4	78	1	49	1.63	53	1.77	0.92	6	0.20	44	1.47	382	12.7		
2	GRILL, Caleb	25-22	78:02	31.2	72-183	.393	53-144	.368	40-52	.769	11	88	99	4.0	52	1	35	1.40	38	1.52	0.92	1	0.04	31	1.24	237	9.5		
21	OSUNNIYI, Osun	30-29	57:04	19.0	107-181	.591	3-13	.231	42-61	.689	51	70	121	4.0	75	2	34	1.13	37	1.23	0.92	33	1.10	12	0.40	259	8.6		
5	KUNC, Aljaz	20-16	52:29	26.1	52-114	.456	26-76	.342	30-40	.750	20	67	87	4.4	40	0	30	1.50	18	0.90	1.67	6	0.30	22	1.10	160	8.0		
3	LIPSEY, Tamin	30-30	88:51	29.4	88-174	.506	4-22	.182	40-52	.769	36	71	107	3.6	69	2	137	4.57	71	2.37	1.93	3	0.10	62	2.07	220	7.3		
0	KING, Tre	20-2	34:03	17.0	46-93	.495	4-13	.308	19-25	.760	25	55	80	4.0	53	2	2	0.10	16	0.80	0.13	3	0.15	19	0.95	115	5.8		
12	JONES, Robert	30-1	51:00	17.2	75-157	.478	0-0	.000	22-56	.393	51	62	113	3.8	81	2	24	0.80	42	1.40	0.57	11	0.37	21	0.70	172	5.7		
24	WARD, Hason	20-0	15:04	7.5	28-42	.667	0-1	.000	2-6	.333	20	21	41	2.1	28	0	6	0.30	9	0.45	0.67	7	0.35	13	0.65	58	2.9		
4	WATSON, Demarion	26-0	29:36	11.4	19-48	.396	4-18	.222	4-12	.333	25	43	68	2.6	27	0	10	0.38	14	0.54	0.71	11	0.42	9	0.35	46	1.8		
1	KING, Eli	7-0	26:10	3.7	2-6	.333	1-4	.250	4-4	1.000	0	4	4	0.6	5	0	2	0.29	1	0.14	2.00	0	0.00	0	0.00	9	1.3		
23	HAWLEY, Conrad	7-0	14:56	2.1	0-4	.000	0-1	.000	1-2	.500	2	4	6	0.9	1	0	0	0.00	0	0.00	0.00	0	0.00	0	0.00	1	0.1		
Total		30	6050		768-1706	.450	196-583	.336	322-479	.672	328	669	997	33.2	575	11	427	14.23	383	12.77	1.11	84	2.80	265	8.83	2054	68.5		
Opponents		30	6050		611-1462	.418	226-680	.332	417-584	.714	245	676	921	30.7	510	5	354	11.80	503	16.77	0.70	87	2.90	196	6.53	1865	62.2		

Score by Periods

Team	1st	2nd	OT	TOT
Iowa St.	981	1053	20	2054
Opponents	856	988	21	1865

2022-23 IOWA STATE COMPARISON STATS

Opponent	1st	2nd	Score	Mar	Total FG	FG Pct	3-Pointers	3FG Pct	Free Throws	FT Pct	Rebounds	Assist	T/Over	Block	Steal	Fouls
IUPUI	45/22	43/17	88-39	+49	32-62/14-42	.516/.333	6-19/2-13	.316/.154	18-23/9-16	.783/.563	41/25 +16	20/4	14/29	4/2	15/7	18/24
N.C. A&T	39/16	41/27	80-43	+37	32-68/11-43	.471/.256	6-20/5-24	.300/.208	10-13/16-21	.769/.762	44/25 +19	15/6	11/19	1/1	9/8	18/15
MILWAUKEE	37/26	31/27	68-53	+15	26-67/17-43	.388/.395	6-28/7-20	.214/.350	10-15/12-18	.667/.667	38/35 +3	12/8	14/27	6/3	11/8	17/16
Villanova	34/34	33/33	81-79	+2	30-66/23-57	.455/.404	8-28/13-36	.286/.361	13-15/20-25	.867/.800	37/36 +1	22/17	16/18	3/0	12/8	23/19
North Carolina	32/34	38/31	70-65	+5	25-57/22-50	.439/.440	9-20/3-18	.450/.167	11-15/18-25	.733/.720	29/36 (7)	17/12	10/14	2/2	8/7	23/19
UConn	28/38	25/33	53-71	(18)	22-54/22-53	.407/.415	3-13/7-26	.231/.269	6-10/20-25	.600/.800	19/48 (29)	9/16	12/19	0/2	13/5	21/15
NORTH DAKOTA	26/24	37/20	63-44	+19	24-57/17-48	.421/.354	7-16/7-26	.438/.269	8-16/3-3	.500/1.000	38/29 +9	14/10	12/20	1/1	12/5	10/14
ST. JOHN'S (NY)	33/22	38/38	71-60	+11	24-56/19-53	.429/.358	5-13/3-16	.385/.188	18-28/19-25	.643/.760	36/37 (1)	17/6	12/20	1/2	13/6	22/20
Iowa	20/40	36/35	56-75	(19)	24-59/24-48	.407/.500	3-22/12-23	.136/.522	5-7/15-19	.714/.789	29/35 (6)	11/16	15/18	2/4	8/6	20/12
MCNEESE	33/24	44/16	77-40	+37	30-55/14-38	.545/.368	10-18/7-21	.566/.333	7-12/5-11	.583/.455	27/29 (2)	21/8	14/30	2/0	9/9	14/21
WESTERN MICH.	37/23	36/34	73-57	+16	31-49/20-52	.633/.385	7-18/13-34	.389/.382	4-8/4-5	.500/.800	26/27 (1)	24/10	11/16	2/0	11/9	14/11
BAYLOR	34/31	43/31	77-62	+15	26-52/20-53	.500/.377	10-23/5-22	.435/.227	15-20/17-23	.750/.739	30/32 (2)	17/7	15/19	4/3	9/7	21/19
Oklahoma	29/29	34/31	63-60	+3	22-51/22-49	.431/.449	7-15/7-22	.467/.318	12-16/9-9	.750/1.000	28/29 (1)	10/15	11/13	5/2	9/8	14/15
TCU	36/30	33/37	69-67	+2	31-59/22-44	.525/.500	4-16/7-15	.250/.467	3-9/16-28	.333/.571	32/27 +5	17/14	15/18	4/9	7/3	21/13
TEXAS TECH	39/20	45/30	84-50	+34	34-69/19-52	.493/.365	12-22/5-26	.545/.192	4-10/7-10	.400/.700	45/28 +17	20/10	11/19	6/6	9/9	15/11
Kansas	28/29	32/33	60-62	(2)	23-60/22-48	.383/.458	8-20/6-21	.400/.286	6-10/12-20	.600/.600	37/32 +5	12/15	13/12	5/6	9/9	16/12
TEXAS	36/35	42/32	78-67	+11	23-52/22-48	.442/.458	9-24/4-17	.375/.235	23-30/19-22	.767/.864	32/25 +7	12/11	7/13	3/4	7/5	21/28
Oklahoma St.	35/25	24/36	59-61	(2)	25-63/18-41	.397/.439	2-9/9-21	.222/.429	7-12/16-28	.583/.571	39/31 +8	11/12	10/16	5/6	6/3	23/12
KANSAS ST.	31/33	49/43	80-76	+4	28-49/25-48	.571/.521	5-16/9-16	.313/.563	19-25/17-25	.760/.680	28/20 +8	15/13	13/14	5/0	8/9	18/22
Missouri	32/42	29/36	61-78	(17)	26-58/26-53	.448/.491	6-15/14-30	.400/.467	3-8/12-14	.375/.857	38/25 +13	14/14	19/12	1/2	6/8	17/12
Texas Tech	39/22	32/49	77-80	(3)	28-59/24-60	.475/.400	9-27/6-23	.333/.261	12-21/26-37	.571/.703	38/36 +2	11/12	17/10	6/0	6/9	28/15
KANSAS	33/21	35/32	68-53	+15	28-61/17-44	.459/.386	7-23/6-23	.304/.261	5-9/13-18	.556/.722	32/32 -	19/12	10/20	0/4	9/5	19/16
West Virginia	30/36	41/40	71-76	(5)	23-50/21-50	.460/.420	6-18/8-19	.333/.421	19-24/26-31	.792/.839	30/23 +7	8/13	14/11	2/4	7/5	30/19
OKLAHOMA ST.	32/26	24/38	56-64	(8)	20-57/21-44	.351/.477	7-22/8-22	.318/.364	9-19/14-20	.474/.700	34/34 -	11/10	12/16	2/5	8/4	23/22
TCU	35/24	35/35	70-59	+11	24-49/24-52	.490/.462	7-20/5-19	.350/.263	15-17/6-18	.882/.333	31/28 +3	12/17	16/14	4/2	11/9	14/18
Kansas St.	31/23	24/38	55-61	(6)	19-62/18-48	.306/.375	5-27/7-21	.185/.333	12-17/18-22	.706/.818	41/32 +9	10/13	14/11	3/4	9/5	22/18
Texas	29/47	25/25	54-72	(18)	20-47/27-57	.426/.474	4-19/12-28	.211/.429	10-13/6-11	.769/.545	29/33 (4)	8/18	16/12	1/1	6/9	14/16
OKLAHOMA	28/23	22/38	50-61	(11)	18-58/19-41	.310/.463	4-15/10-23	.267/.435	10-17/13-14	.588/.929	27/39 (12)	6/15	5/18	2/8	6/3	16/18
WEST VIRGINIA	27/35	42/37	69-72	(3)	24-52/22-50	.462/.440	8-21/9-27	.381/.333	13-18/19-23	.722/.826	26/29 (3)	13/11	10/12	1/3	6/5	25/20
Baylor	33/22	40/36	73-58	+15	26-48/19-53	.542/.358	6-16/10-28	.375/.357	15-22/10-18	.682/.556	36/24 +12	19/9	14/14	1/1	6/3	18/18

Note: Game totals are displayed in the format TEAM/OPPONENT for each category

2022-23 IOWA STATE PLAYER GAME-BY-GAME STATS

#0 KING, Tre

Opponent	Date	GS	MIN	Total		3-Pointers		Free throws		Rebounds				PF	A	TO	BLK	STL	PTS	AVG
				FG-FGA	PCT	3FG-3FGA	PCT	FT-FTA	PCT	OFF	DEF	TOT	AVG							
Western Mich.	12/18/2022		16:22	5-6	.833	0-0	.000	1-1	1.000	0	2	2	2.0	2	0	1	0	2	11	11.0
Baylor	12/31/2022		19:29	1-1	1.000	0-0	.000	0-0	.000	2	3	5	3.5	3	0	1	0	1	2	6.5
at Oklahoma	01/04/2023		20:58	0-0	.000	0-0	.000	1-2	.500	0	4	4	3.7	2	0	1	1	1	4.7	
at TCU	01/07/2023		17:48	5-10	.500	0-1	.000	2-3	.667	2	2	4	3.8	3	0	1	0	1	12	6.5
Texas Tech	01/10/2023		17:00	2-7	.286	1-1	1.000	0-0	.000	2	3	5	4.0	3	0	0	0	0	5	6.2
at Kansas	01/14/2023		07:45	0-0	.000	0-0	.000	0-0	.000	0	0	0	3.3	3	0	1	0	0	0	5.2
Texas	01/17/2023		13:26	1-4	.250	1-2	.500	3-4	.750	3	1	4	3.4	3	0	0	0	1	6	5.3
at Oklahoma St.	01/21/2023		29:02	5-10	.500	0-2	.000	0-0	.000	2	6	8	4.0	5	0	1	0	4	10	5.9
Kansas St.	01/24/2023		11:58	1-2	.500	0-0	.000	0-0	.000	0	3	3	3.9	0	0	0	0	1	2	5.4
at Missouri	01/28/2023	*	27:27	4-9	.444	0-0	.000	1-2	.500	2	3	5	4.0	3	1	1	0	1	9	5.8
at Texas Tech	01/30/2023		16:15	1-2	.500	0-0	.000	0-0	.000	4	3	7	4.3	3	0	0	0	0	2	5.5
Kansas	02/04/2023		15:20	5-7	.714	0-0	.000	0-0	.000	1	4	5	4.3	2	0	0	0	0	10	5.8
at West Virginia	02/08/2023		15:08	1-3	.333	0-0	.000	1-1	1.000	1	0	1	4.1	4	0	1	0	2	3	5.6
Oklahoma St.	02/11/2023		10:18	0-2	.000	0-0	.000	0-0	.000	0	3	3	4.0	3	0	1	0	0	0	5.2
TCU	02/15/2023		17:24	3-6	.500	0-2	.000	3-3	1.000	1	2	3	3.9	1	0	1	1	3	9	5.5
at Kansas St.	02/18/2023		15:23	2-4	.500	0-2	.000	2-2	1.000	2	2	4	3.9	5	0	2	0	0	6	5.5
at Texas	02/21/2023		18:46	3-4	.750	1-1	1.000	0-0	.000	0	3	3	3.9	3	0	1	0	1	7	5.6
Oklahoma	02/25/2023		08:35	0-2	.000	0-0	.000	0-0	.000	0	2	2	3.8	1	0	0	0	0	0	5.3
West Virginia	02/27/2023		15:53	2-3	.667	0-0	.000	3-3	1.000	1	4	5	3.8	3	0	1	1	0	7	5.4
at Baylor	03/04/2023	*	26:27	5-11	.455	1-2	.500	2-4	.500	2	5	7	4.0	1	1	2	0	1	13	5.8
Totals		2	340:43	46-93	.495	4-13	.308	19-25	.760	25	55	80	4.0	53	2	16	3	19	115	5.8

Player Averages

Games Played	Minutes/game	Points/game	FG Pct	3FG Pct	FT Pct	Rebounds/game	Assists/game	Turnovers/game	Assist/Turnover ratio	Steals/game	Blocks/game
20	17.0	5.8	49.5	30.8	76.0	4.0	0.1	0.8	0.1	1.0	0.2

#1 KING, Eli

Opponent	Date	GS	MIN	Total		3-Pointers		Free throws		Rebounds				PF	A	TO	BLK	STL	PTS	AVG
				FG-FGA	PCT	3FG-3FGA	PCT	FT-FTA	PCT	OFF	DEF	TOT	AVG							
IUPUI	11/07/2022		06:45	1-1	1.000	0-0	.000	0-0	.000	0	1	1	1.0	3	2	0	0	0	2	2.0
N.C. A&T	11/13/2022		03:15	0-0	.000	0-0	.000	0-0	.000	0	0	0	0.5	0	0	0	0	0	0	1.0
North Dakota	11/30/2022		01:18	0-0	.000	0-0	.000	0-0	.000	0	0	0	0.3	0	0	1	0	0	0	0.7
McNeese	12/11/2022		02:53	1-1	1.000	1-1	1.000	2-2	1.000	0	1	1	0.5	0	0	0	0	0	5	1.8
Texas Tech	01/10/2023		03:14	0-2	.000	0-1	.000	2-2	1.000	0	0	0	0.4	0	0	0	0	0	2	1.8
at Missouri	01/28/2023		02:43	0-1	.000	0-1	.000	0-0	.000	0	1	1	0.5	0	0	0	0	0	1.5	
at Baylor	03/04/2023		06:02	0-1	.000	0-1	.000	0-0	.000	0	1	1	0.6	2	0	0	0	0	1.3	
Totals		0	26:10	2-6	.333	1-4	.250	4-4	1.000	0	4	4	0.6	5	2	1	0	0	9	1.3

Player Averages

Games Played	Minutes/game	Points/game	FG Pct	3FG Pct	FT Pct	Rebounds/game	Assists/game	Turnovers/game	Assist/Turnover ratio	Steals/game	Blocks/game
7	3.7	1.3	33.3	25.0	100.0	0.6	0.3	0.1	2.0	0.0	0.0

2022-23 IOWA STATE PLAYER GAME-BY-GAME STATS

#3 LIPSEY, Tamin

Opponent	Date	GS	MIN	Total		3-Pointers		Free throws		Rebounds				PF	A	TO	BLK	STL	PTS	AVG
				FG-FGA	PCT	3FG-3FGA	PCT	FT-FTA	PCT	OFF	DEF	TOT	AVG							
IUPUI	11/07/2022	*	17:21	0-1	.000	0-0	.000	0-0	.000	1	1	2	2.0	4	5	0	0	2	0	0.0
N.C. A&T	11/13/2022	*	24:29	4-6	.667	0-0	.000	2-2	1.000	0	4	4	3.0	2	3	2	0	2	10	5.0
Milwaukee	11/20/2022	*	34:59	1-6	.167	0-3	.000	2-3	.667	1	3	4	3.3	1	4	2	0	2	4	4.7
vs Villanova	11/24/2022	*	16:17	0-0	.000	0-0	.000	4-4	1.000	1	2	3	3.3	1	3	4	0	2	4	4.5
vs North Carolina	11/25/2022	*	27:27	1-3	.333	0-0	.000	0-0	.000	1	0	1	2.8	2	6	2	0	1	2	4.0
vs UConn	11/27/2022	*	29:02	6-9	.667	0-0	.000	0-0	.000	1	1	2	2.7	4	3	1	0	2	12	5.3
North Dakota	11/30/2022	*	32:14	5-7	.714	1-1	1.000	0-0	.000	1	2	3	2.7	0	4	1	0	4	11	6.1
St. John's (NY)	12/04/2022	*	24:01	3-4	.750	0-0	.000	1-2	.500	0	1	1	2.5	3	2	0	0	1	7	6.3
at Iowa	12/08/2022	*	32:52	5-8	.625	1-2	.500	0-0	.000	3	2	5	2.8	4	5	2	1	2	11	6.8
McNeese	12/11/2022	*	30:42	2-5	.400	0-1	.000	0-0	.000	0	1	1	2.6	2	8	2	0	1	4	6.5
Western Mich.	12/18/2022	*	30:16	1-2	.500	0-0	.000	0-0	.000	0	3	3	2.6	3	5	2	0	2	2	6.1
Baylor	12/31/2022	*	28:34	4-6	.667	0-1	.000	0-0	.000	2	3	5	2.8	4	8	4	0	3	8	6.3
at Oklahoma	01/04/2023	*	27:35	4-7	.571	0-0	.000	1-2	.500	2	2	4	2.9	3	4	3	0	2	9	6.5
at TCU	01/07/2023	*	27:58	5-8	.625	0-1	.000	0-0	.000	0	4	4	3.0	3	3	2	0	1	10	6.7
Texas Tech	01/10/2023	*	27:06	4-9	.444	1-2	.500	0-0	.000	1	3	4	3.1	0	8	3	0	1	9	6.9
at Kansas	01/14/2023	*	31:26	2-5	.400	0-1	.000	0-0	.000	0	2	2	3.0	0	6	4	0	1	4	6.7
Texas	01/17/2023	*	30:20	1-5	.200	0-0	.000	4-4	1.000	1	2	3	3.0	2	6	3	1	3	6	6.6
at Oklahoma St.	01/21/2023	*	22:45	3-6	.500	0-0	.000	2-3	.667	1	0	1	2.9	3	3	0	0	2	8	6.7
Kansas St.	01/24/2023	*	27:08	5-10	.500	0-2	.000	0-0	.000	4	2	6	3.1	3	4	1	1	3	10	6.9
at Missouri	01/28/2023	*	32:57	1-4	.250	0-0	.000	0-0	.000	0	4	4	3.1	1	6	3	0	0	2	6.7
at Texas Tech	01/30/2023	*	39:56	4-6	.667	0-1	.000	3-4	.750	0	5	5	3.2	5	4	4	0	2	11	6.9
Kansas	02/04/2023	*	33:02	4-9	.444	0-3	.000	1-2	.500	4	4	8	3.4	1	10	2	0	3	9	7.0
at West Virginia	02/08/2023	*	24:38	6-8	.750	1-2	.500	3-4	.750	0	3	3	3.4	5	0	4	0	1	16	7.3
Oklahoma St.	02/11/2023	*	30:48	5-11	.455	0-0	.000	2-3	.667	3	3	6	3.5	2	2	1	0	2	12	7.5
TCU	02/15/2023	*	32:54	2-2	1.000	0-0	.000	2-2	1.000	2	2	4	3.5	3	6	6	0	2	6	7.5
at Kansas St.	02/18/2023	*	37:36	3-7	.429	0-1	.000	3-4	.750	2	5	7	3.7	2	6	6	0	4	9	7.5
at Texas	02/21/2023	*	35:47	3-5	.600	0-0	.000	2-2	1.000	1	2	3	3.6	0	3	3	0	2	8	7.6
Oklahoma	02/25/2023	*	31:36	3-9	.333	0-0	.000	4-5	.800	2	3	5	3.7	2	2	1	0	4	10	7.6
West Virginia	02/27/2023	*	33:00	1-5	.200	0-1	.000	1-2	.500	2	1	3	3.7	3	3	1	0	3	3	7.5
at Baylor	03/04/2023	*	27:04	0-1	.000	0-0	.000	3-4	.750	0	1	1	3.6	1	5	2	0	2	3	7.3
Totals		30	881:51	88-174	.506	4-22	.182	40-52	.769	36	71	107	3.6	69	137	71	3	62	220	7.3

Player Averages

Games Played	Minutes/game	Points/game	FG Pct	3FG Pct	FT Pct	Rebounds/game	Assists/game	Turnovers/game	Assist/Turnover ratio	Steals/game	Blocks/game
30	29.4	7.3	50.6	18.2	76.9	3.6	4.6	2.4	1.9	2.1	0.1

2022-23 IOWA STATE PLAYER GAME-BY-GAME STATS

#4 WATSON, Demarion

Opponent	Date	GS	MIN	Total		3-Pointers		Free throws		Rebounds				PF	A	TO	BLK	STL	PTS	AVG
				FG-FGA	PCT	3FG-3FGA	PCT	FT-FTA	PCT	OFF	DEF	TOT	AVG							
IUPUI	11/07/2022		14:31	3-5	.600	0-2	.000	1-2	.500	1	1	2	2.0	1	1	1	0	0	7	7.0
N.C. A&T	11/13/2022		11:56	0-2	.000	0-0	.000	1-2	.500	3	1	4	3.0	0	0	0	0	0	1	4.0
Milwaukee	11/20/2022		21:02	1-3	.333	0-0	.000	0-0	.000	3	5	8	4.7	2	0	1	1	1	2	3.3
vs Villanova	11/24/2022		08:34	0-1	.000	0-1	.000	0-0	.000	2	1	3	4.3	1	0	0	0	0	0	2.5
vs North Carolina	11/25/2022		01:45	0-0	.000	0-0	.000	0-0	.000	0	0	0	3.4	0	0	1	0	0	0	2.0
vs UConn	11/27/2022		07:05	1-3	.333	0-1	.000	0-0	.000	1	0	1	3.0	0	1	0	0	1	2	2.0
North Dakota	11/30/2022		21:28	1-3	.333	1-3	.333	0-0	.000	4	6	10	4.0	1	0	1	1	1	3	2.1
St. John's (NY)	12/04/2022		15:02	2-5	.400	0-1	.000	1-2	.500	1	2	3	3.9	3	0	1	1	1	5	2.5
at Iowa	12/08/2022		07:06	0-1	.000	0-1	.000	0-0	.000	0	2	2	3.7	1	0	1	0	0	0	2.2
McNeese	12/11/2022		15:57	1-2	.500	1-1	1.000	0-0	.000	1	2	3	3.6	1	0	1	0	0	3	2.3
Western Mich.	12/18/2022		03:41	1-2	.500	0-1	.000	0-0	.000	0	1	1	3.4	0	2	0	0	0	2	2.3
Baylor	12/31/2022		07:26	0-1	.000	0-0	.000	0-0	.000	0	2	2	3.3	0	0	0	1	0	0	2.1
at Oklahoma	01/04/2023		03:20	0-0	.000	0-0	.000	0-0	.000	0	0	0	3.0	0	0	0	0	0	0	1.9
at TCU	01/07/2023		12:24	1-2	.500	0-0	.000	0-0	.000	1	2	3	3.0	1	0	0	2	0	2	1.9
Texas Tech	01/10/2023		16:31	1-3	.333	0-1	.000	0-1	.000	1	1	2	2.9	2	0	0	0	0	2	1.9
at Kansas	01/14/2023		18:40	2-4	.500	2-2	1.000	0-2	.000	1	1	2	2.9	0	2	0	2	2	6	2.2
Texas	01/17/2023		10:00	0-1	.000	0-1	.000	0-0	.000	0	2	2	2.8	2	1	0	0	0	0	2.1
at Oklahoma St.	01/21/2023		14:03	0-0	.000	0-0	.000	0-0	.000	1	4	5	2.9	4	0	1	0	0	0	1.9
Kansas St.	01/24/2023		17:13	0-2	.000	0-2	.000	0-0	.000	1	2	3	2.9	1	1	1	0	1	0	1.8
at Missouri	01/28/2023		17:33	1-2	.500	0-0	.000	0-0	.000	2	2	4	3.0	2	0	2	0	1	2	1.9
at Texas Tech	01/30/2023		09:16	1-1	1.000	0-0	.000	0-0	.000	1	2	3	3.0	3	0	0	2	0	2	1.9
TCU	02/15/2023		09:18	1-1	1.000	0-0	.000	0-1	.000	0	0	0	2.9	0	0	1	0	1	2	1.9
at Kansas St.	02/18/2023		09:04	0-2	.000	0-1	.000	1-2	.500	0	1	1	2.8	0	0	0	0	0	1	1.8
at Texas	02/21/2023		02:18	0-0	.000	0-0	.000	0-0	.000	0	0	0	2.7	1	0	1	1	0	0	1.8
West Virginia	02/27/2023		05:57	0-0	.000	0-0	.000	0-0	.000	0	1	1	2.6	0	0	0	0	0	0	1.7
at Baylor	03/04/2023		16:26	2-2	1.000	0-0	.000	0-0	.000	1	2	3	2.6	1	2	1	0	0	4	1.8
Totals		0	297:36	19-48	.396	4-18	.222	4-12	.333	25	43	68	2.6	27	10	14	11	9	46	1.8

Player Averages

Games Played	Minutes/game	Points/game	FG Pct	3FG Pct	FT Pct	Rebounds/game	Assists/game	Turnovers/game	Assist/Turnover ratio	Steals/game	Blocks/game
26	11.4	1.8	39.6	22.2	33.3	2.6	0.4	0.5	0.7	0.3	0.4

#5 KUNC, Aljaz

Opponent	Date	GS	MIN	Total		3-Pointers		Free throws		Rebounds				PF	A	TO	BLK	STL	PTS	AVG
				FG-FGA	PCT	3FG-3FGA	PCT	FT-FTA	PCT	OFF	DEF	TOT	AVG							
IUPUI	11/07/2022	*	22:37	3-4	.750	0-1	.000	3-3	1.000	3	4	7	7.0	0	2	1	1	1	9	9.0
N.C. A&T	11/13/2022	*	23:03	6-9	.667	2-4	.500	3-3	1.000	5	5	10	8.5	0	4	1	0	2	17	13.0
Milwaukee	11/20/2022	*	31:56	4-10	.400	2-8	.250	0-0	.000	1	3	4	7.0	2	0	3	3	3	10	12.0
vs Villanova	11/24/2022	*	35:18	2-6	.333	2-5	.400	0-0	.000	0	6	6	6.8	1	2	1	0	2	6	10.5
vs North Carolina	11/25/2022	*	33:19	0-3	.000	0-2	.000	0-0	.000	2	4	6	6.6	3	1	0	0	0	0	8.4
vs UConn	11/27/2022	*	24:31	1-1	1.000	1-1	1.000	0-1	.000	0	5	5	6.3	3	1	1	0	0	3	7.5
North Dakota	11/30/2022	*	24:07	1-4	.250	1-3	.333	3-4	.750	2	3	5	6.1	2	6	1	0	2	6	7.3
St. John's (NY)	12/04/2022	*	32:26	3-6	.500	1-4	.250	5-8	.625	1	7	8	6.4	1	3	2	0	1	12	7.9
at Iowa	12/08/2022	*	27:05	1-4	.250	1-3	.333	2-2	1.000	1	2	3	6.0	4	0	1	0	1	5	7.6
McNeese	12/11/2022	*	34:44	8-12	.667	3-5	.600	2-2	1.000	1	7	8	6.2	0	3	2	0	1	21	8.9
Western Mich.	12/18/2022	*	26:13	2-5	.400	1-3	.333	0-0	.000	1	2	3	5.9	1	3	0	0	0	5	8.5
Kansas	02/04/2023		10:36	0-3	.000	0-3	.000	0-0	.000	0	0	0	5.4	4	1	0	0	1	0	7.8
at West Virginia	02/08/2023		18:05	1-2	.500	0-1	.000	1-2	.500	0	3	3	5.2	2	0	0	0	2	3	7.5
Oklahoma St.	02/11/2023		22:58	4-7	.571	2-4	.500	3-4	.750	1	2	3	5.1	3	0	1	0	2	13	7.9
TCU	02/15/2023	*	31:04	7-10	.700	5-8	.625	3-3	1.000	0	5	5	5.1	2	0	0	1	2	22	8.8
at Kansas St.	02/18/2023	*	31:30	4-10	.400	2-7	.286	5-6	.833	1	4	5	5.1	2	0	0	0	1	15	9.2
at Texas	02/21/2023	*	28:04	1-5	.200	0-4	.000	0-0	.000	1	1	2	4.9	0	1	0	0	0	2	8.8
Oklahoma	02/25/2023	*	26:17	0-4	.000	0-2	.000	0-0	.000	0	2	2	4.7	2	0	0	1	1	0	8.3
West Virginia	02/27/2023	*	24:15	2-5	.400	1-4	.250	0-2	.000	0	1	1	4.5	4	2	2	0	0	5	8.1
at Baylor	03/04/2023		14:20	2-4	.500	2-4	.500	0-0	.000	0	1	1	4.4	4	1	2	0	0	6	8.0
Totals		16	522:29	52-114	.456	26-76	.342	30-40	.750	20	67	87	4.4	40	30	18	6	22	160	8.0

Player Averages

Games Played	Minutes/game	Points/game	FG Pct	3FG Pct	FT Pct	Rebounds/game	Assists/game	Turnovers/game	Assist/Turnover ratio	Steals/game	Blocks/game
20	26.1	8.0	45.6	34.2	75.0	4.4	1.5	0.9	1.7	1.1	0.3

2022-23 IOWA STATE PLAYER GAME-BY-GAME STATS

#12 JONES, Robert

Opponent	Date	GS	MIN	Total		3-Pointers		Free throws		Rebounds				PF	A	TO	BLK	STL	PTS	AVG
				FG-FGA	PCT	3FG-3FGA	PCT	FT-FTA	PCT	OFF	DEF	TOT	AVG							
IUPUI	11/07/2022		16:56	2-4	.500	0-0	.000	2-2	1.000	1	1	2	2.0	2	1	3	1	2	6	6.0
N.C. A&T	11/13/2022		17:24	3-3	1.000	0-0	.000	0-0	.000	1	1	2	2.0	3	0	1	1	1	6	6.0
Milwaukee	11/20/2022		11:59	5-10	.500	0-0	.000	0-1	.000	3	1	4	2.7	3	0	0	0	0	10	7.3
vs Villanova	11/24/2022		20:12	4-7	.571	0-0	.000	2-3	.667	3	2	5	3.3	3	0	2	1	1	10	8.0
vs North Carolina	11/25/2022		19:40	5-11	.455	0-0	.000	0-1	.000	1	1	2	3.0	4	3	1	1	0	10	8.4
vs UConn	11/27/2022		12:01	0-2	.000	0-0	.000	0-0	.000	0	1	1	2.7	3	0	0	0	1	0	7.0
North Dakota	11/30/2022		18:47	5-9	.556	0-0	.000	0-4	.000	3	2	5	3.0	2	0	1	0	1	10	7.4
St. John's (NY)	12/04/2022		20:29	4-6	.667	0-0	.000	3-6	.500	1	3	4	3.1	5	3	2	0	2	11	7.9
at Iowa	12/08/2022		27:10	5-8	.625	0-0	.000	1-2	.500	4	6	10	3.9	2	2	1	0	0	11	8.2
McNeese	12/11/2022		17:59	1-5	.200	0-0	.000	0-3	.000	3	2	5	4.0	2	1	1	0	2	2	7.6
Western Mich.	12/18/2022		21:43	4-6	.667	0-0	.000	2-4	.500	0	2	2	3.8	4	5	2	0	2	10	7.8
Baylor	12/31/2022		14:35	2-6	.333	0-0	.000	1-2	.500	0	1	1	3.6	3	0	3	1	0	5	7.6
at Oklahoma	01/04/2023		17:15	1-5	.200	0-0	.000	0-0	.000	0	3	3	3.5	2	0	0	0	0	2	7.2
at TCU	01/07/2023		22:48	5-6	.833	0-0	.000	0-2	.000	2	2	4	3.6	4	2	3	0	1	10	7.4
Texas Tech	01/10/2023		21:50	3-6	.500	0-0	.000	0-2	.000	3	2	5	3.7	0	2	1	1	1	6	7.3
at Kansas	01/14/2023		19:04	1-8	.125	0-0	.000	1-2	.500	4	5	9	4.0	0	0	1	0	1	3	7.0
Texas	01/17/2023		09:08	0-2	.000	0-0	.000	1-2	.500	0	1	1	3.8	3	0	1	1	0	1	6.6
at Oklahoma St.	01/21/2023		11:42	1-4	.250	0-0	.000	0-0	.000	2	0	2	3.7	3	1	1	0	0	2	6.4
Kansas St.	01/24/2023		13:22	1-1	1.000	0-0	.000	1-2	.500	0	1	1	3.6	4	0	4	1	0	3	6.2
at Missouri	01/28/2023		16:05	3-7	.429	0-0	.000	0-0	.000	5	3	8	3.8	2	0	2	0	2	6	6.2
at Texas Tech	01/30/2023		18:42	1-3	.333	0-0	.000	2-2	1.000	0	3	3	3.8	2	0	1	1	0	4	6.1
Kansas	02/04/2023		16:31	2-7	.286	0-0	.000	0-0	.000	1	1	2	3.7	2	0	0	0	1	4	6.0
at West Virginia	02/08/2023		14:12	1-2	.500	0-0	.000	2-4	.500	1	1	2	3.6	5	0	2	0	0	4	5.9
Oklahoma St.	02/11/2023		13:57	2-5	.400	0-0	.000	0-2	.000	3	3	6	3.7	2	0	1	0	1	4	5.8
TCU	02/15/2023		15:04	1-1	1.000	0-0	.000	0-0	.000	0	2	2	3.6	2	1	1	1	0	2	5.7
at Kansas St.	02/18/2023		14:17	2-5	.400	0-0	.000	0-0	.000	2	2	4	3.7	4	0	0	0	1	4	5.6
at Texas	02/21/2023		15:16	3-4	.750	0-0	.000	0-0	.000	1	0	1	3.6	3	0	4	0	0	6	5.6
Oklahoma	02/25/2023		21:41	3-7	.429	0-0	.000	1-3	.333	4	3	7	3.7	3	0	2	0	1	7	5.7
West Virginia	02/27/2023		21:32	2-2	1.000	0-0	.000	2-4	.500	2	3	5	3.7	2	1	0	0	0	6	5.7
at Baylor	03/04/2023	*	14:40	3-5	.600	0-0	.000	1-3	.333	1	4	5	3.8	2	2	1	1	0	7	5.7
Totals			1 516:00	75-157	.478	0-0	.000	22-56	.393	51	62	113	3.8	81	24	42	11	21	172	5.7

Player Averages

Games Played	Minutes/game	Points/game	FG Pct	3FG Pct	FT Pct	Rebounds/game	Assists/game	Turnovers/game	Assist/Turnover ratio	Steals/game	Blocks/game
30	17.2	5.7	47.8	0.0	39.3	3.8	0.8	1.4	0.6	0.7	0.4

2022-23 IOWA STATE PLAYER GAME-BY-GAME STATS

#13 HOLMES, Jaren

Opponent	Date	GS	MIN	Total		3-Pointers		Free throws		Rebounds				PF	A	TO	BLK	STL	PTS	AVG
				FG-FGA	PCT	3FG-3FGA	PCT	FT-FTA	PCT	OFF	DEF	TOT	AVG							
IUPUI	11/07/2022	*	24:14	8-16	.500	1-3	.333	6-9	.667	4	0	4	4.0	2	2	4	0	3	23	23.0
N.C. A&T	11/13/2022	*	29:39	5-13	.385	1-4	.250	2-2	1.000	1	6	7	5.5	3	3	2	0	0	13	18.0
Milwaukee	11/20/2022	*	35:37	7-17	.412	3-6	.500	2-4	.500	0	3	3	4.7	2	5	2	0	2	19	18.3
vs Villanova	11/24/2022	*	37:30	5-15	.333	0-2	.000	2-3	.667	0	5	5	4.8	4	9	4	0	3	12	16.8
vs North Carolina	11/25/2022	*	28:55	8-17	.471	2-4	.500	4-6	.667	0	4	4	4.6	4	3	2	0	2	22	17.8
vs UConn	11/27/2022	*	28:24	4-12	.333	1-3	.333	2-4	.500	0	1	1	4.0	4	2	3	0	1	11	16.7
North Dakota	11/30/2022	*	24:43	1-8	.125	0-1	.000	2-4	.500	0	2	2	3.7	4	1	2	0	0	4	14.9
St. John's (NY)	12/04/2022	*	31:42	4-12	.333	2-2	1.000	4-6	.667	2	1	3	3.6	2	2	1	0	0	14	14.8
at Iowa	12/08/2022	*	27:28	3-12	.250	0-3	.000	1-2	.500	0	1	1	3.3	2	2	4	0	2	7	13.9
McNeese	12/11/2022	*	32:22	6-10	.600	2-3	.667	3-5	.600	2	1	3	3.3	1	3	2	0	1	17	14.2
Western Mich.	12/18/2022	*	26:00	4-9	.444	2-5	.400	0-0	.000	1	4	5	3.5	0	2	2	1	2	10	13.8
Baylor	12/31/2022	*	31:24	3-11	.273	0-4	.000	4-4	1.000	0	2	2	3.3	1	3	3	0	0	10	13.5
at Oklahoma	01/04/2023	*	33:23	5-15	.333	0-1	.000	0-0	.000	1	1	2	3.2	2	4	1	0	1	10	13.2
at TCU	01/07/2023	*	29:43	4-8	.500	2-3	.667	0-0	.000	0	2	2	3.1	3	4	3	0	0	10	13.0
Texas Tech	01/10/2023	*	29:48	7-11	.636	1-2	.500	0-0	.000	1	2	3	3.1	1	3	2	0	3	15	13.1
at Kansas	01/14/2023	*	30:29	3-9	.333	1-2	.500	0-0	.000	2	3	5	3.3	2	3	4	0	2	7	12.8
Texas	01/17/2023	*	35:46	7-13	.538	2-6	.333	5-6	.833	0	3	3	3.2	0	2	0	0	1	21	13.2
at Oklahoma St.	01/21/2023	*	36:59	3-13	.231	0-1	.000	2-2	1.000	3	4	7	3.4	2	6	4	0	0	8	12.9
Kansas St.	01/24/2023	*	38:16	8-11	.727	2-3	.667	5-6	.833	0	3	3	3.4	1	7	1	1	1	23	13.5
at Missouri	01/28/2023	*	33:44	8-16	.500	2-4	.500	1-4	.250	0	4	4	3.5	1	3	2	0	1	19	13.8
at Texas Tech	01/30/2023	*	32:52	3-12	.250	1-7	.143	2-4	.500	1	1	2	3.4	4	2	4	0	1	9	13.5
Kansas	02/04/2023	*	31:34	5-10	.500	4-6	.667	1-2	.500	0	6	6	3.5	3	2	2	0	1	15	13.6
at West Virginia	02/08/2023	*	34:28	6-14	.429	2-5	.400	4-4	1.000	1	4	5	3.6	3	5	1	0	1	18	13.8
Oklahoma St.	02/11/2023	*	25:01	2-8	.250	2-6	.333	2-4	.500	1	0	1	3.5	5	3	4	0	0	8	13.5
TCU	02/15/2023	*	33:38	6-15	.400	1-5	.200	3-3	1.000	0	3	3	3.4	0	2	0	0	0	16	13.6
at Kansas St.	02/18/2023	*	30:28	2-16	.125	0-4	.000	1-2	.500	1	2	3	3.4	3	1	2	1	1	5	13.3
at Texas	02/21/2023	*	35:05	2-8	.250	0-2	.000	5-6	.833	0	7	7	3.6	2	3	2	0	1	9	13.1
Oklahoma	02/25/2023	*	35:36	4-14	.286	0-3	.000	0-3	.000	0	5	5	3.6	0	3	1	0	0	8	13.0
West Virginia	02/27/2023	*	37:42	6-16	.375	2-6	.333	2-2	1.000	0	2	2	3.6	3	3	2	0	1	16	13.1
at Baylor	03/04/2023	*	32:13	6-9	.667	1-3	.333	3-4	.750	1	6	7	3.7	2	5	0	0	1	16	13.2
Totals		30	954:42	145-370	.392	37-109	.339	68-101	.673	22	88	110	3.7	66	98	66	3	32	395	13.2

Player Averages

Games Played	Minutes/game	Points/game	FG Pct	3FG Pct	FT Pct	Rebounds/game	Assists/game	Turnovers/game	Assist/Turnover ratio	Steals/game	Blocks/game
30	31.8	13.2	39.2	33.9	67.3	3.7	3.3	2.2	1.5	1.1	0.1

2022-23 IOWA STATE PLAYER GAME-BY-GAME STATS

#21 OSUNNIYI, Osun

Opponent	Date	GS	MIN	Total		3-Pointers		Free throws		Rebounds				PF	A	TO	BLK	STL	PTS	AVG
				FG-FGA	PCT	3FG-3FGA	PCT	FT-FTA	PCT	OFF	DEF	TOT	AVG							
IUPUI	11/07/2022	*	18:11	4-6	.667	0-0	.000	2-2	1.000	1	1	2	2.0	3	2	2	2	1	10	10.0
N.C. A&T	11/13/2022	*	16:36	7-12	.583	1-1	1.000	1-2	.500	2	2	4	3.0	3	2	0	0	0	16	13.0
Milwaukee	11/20/2022	*	21:06	3-5	.600	0-1	.000	2-2	1.000	2	2	4	3.3	3	2	0	1	0	8	11.3
vs Villanova	11/24/2022	*	20:43	8-10	.800	0-1	.000	1-1	1.000	3	2	5	3.8	4	3	3	2	1	17	12.8
vs North Carolina	11/25/2022	*	15:01	0-1	.000	0-0	.000	2-2	1.000	1	3	4	3.8	3	2	2	0	0	2	10.6
vs UConn	11/27/2022	*	26:51	5-7	.714	1-1	1.000	3-3	1.000	3	0	3	3.7	0	0	1	0	1	14	11.2
North Dakota	11/30/2022	*	08:24	2-8	.250	0-0	.000	1-2	.500	3	2	5	3.9	0	0	0	0	0	5	10.3
St. John's (NY)	12/04/2022	*	17:16	3-12	.250	0-1	.000	2-2	1.000	2	1	3	3.8	1	2	2	0	1	8	10.0
at Iowa	12/08/2022	*	09:36	2-4	.500	0-0	.000	0-0	.000	1	0	1	3.4	4	1	3	0	0	4	9.3
McNeese	12/11/2022	*	11:21	2-2	1.000	0-0	.000	0-0	.000	0	0	0	3.1	2	0	4	0	1	4	8.8
Western Mich.	12/18/2022	*	05:49	2-2	1.000	0-0	.000	0-0	.000	0	0	0	2.8	1	2	0	0	1	4	8.4
Baylor	12/31/2022	*	20:56	3-4	.750	0-0	.000	2-2	1.000	2	2	4	2.9	4	1	0	1	0	8	8.3
at Oklahoma	01/04/2023	*	22:45	4-6	.667	1-1	1.000	3-5	.600	5	3	8	3.3	1	0	1	2	0	12	8.6
at TCU	01/07/2023	*	18:29	3-6	.500	0-0	.000	1-2	.500	4	1	5	3.4	3	2	1	2	0	7	8.5
Texas Tech	01/10/2023	*	12:50	1-5	.200	0-1	.000	0-0	.000	0	3	3	3.4	3	1	1	2	0	2	8.1
at Kansas	01/14/2023	*	18:32	7-10	.700	0-1	.000	0-0	.000	0	6	6	3.6	5	1	0	3	0	14	8.4
Texas	01/17/2023	*	25:25	5-6	.833	0-0	.000	1-4	.250	3	4	7	3.8	4	1	0	1	1	11	8.6
at Oklahoma St.	01/21/2023	*	23:28	7-15	.467	0-1	.000	1-4	.250	4	3	7	3.9	1	0	1	3	0	15	8.9
Kansas St.	01/24/2023	*	24:13	4-7	.571	0-0	.000	8-11	.727	2	1	3	3.9	2	2	1	2	1	16	9.3
at Missouri	01/28/2023	*	25:30	4-5	.800	0-0	.000	0-0	.000	1	2	3	3.9	1	1	1	1	0	8	9.3
at Texas Tech	01/30/2023	*	26:18	2-4	.500	0-1	.000	2-4	.500	1	5	6	4.0	3	0	1	3	0	6	9.1
Kansas	02/04/2023	*	23:29	6-8	.750	0-0	.000	1-2	.500	1	4	5	4.0	4	1	3	0	0	13	9.3
at West Virginia	02/08/2023	*	16:55	2-2	1.000	0-0	.000	0-0	.000	0	2	2	3.9	5	1	0	2	0	4	9.0
Oklahoma St.	02/11/2023	*	24:25	4-7	.571	0-1	.000	1-1	1.000	2	6	8	4.1	1	1	2	2	1	9	9.0
TCU	02/15/2023	*	16:28	1-3	.333	0-1	.000	4-4	1.000	1	4	5	4.1	3	1	1	1	0	6	8.9
at Kansas St.	02/18/2023	*	25:43	2-4	.500	0-0	.000	0-1	.000	3	2	5	4.2	2	1	1	2	1	4	8.7
at Texas	02/21/2023	*	24:44	5-7	.714	0-1	.000	2-3	.667	3	3	6	4.2	2	1	2	0	1	12	8.9
Oklahoma	02/25/2023	*	14:28	3-5	.600	0-0	.000	0-0	.000	1	0	1	4.1	2	0	1	1	0	6	8.8
West Virginia	02/27/2023	*	18:19	3-4	.750	0-0	.000	0-0	.000	0	3	3	4.1	4	3	0	0	1	6	8.7
at Baylor	03/04/2023		16:51	3-4	.750	0-0	.000	2-2	1.000	0	3	3	4.0	1	0	3	0	0	8	8.6
Totals		29	570:42	107-181	.591	3-13	.231	42-61	.689	51	70	121	4.0	75	34	37	33	12	259	8.6

Player Averages

Games Played	Minutes/game	Points/game	FG Pct	3FG Pct	FT Pct	Rebounds/game	Assists/game	Turnovers/game	Assist/Turnover ratio	Steals/game	Blocks/game
30	19.0	8.6	59.1	23.1	68.9	4.0	1.1	1.2	0.9	0.4	1.1

2022-23 IOWA STATE PLAYER GAME-BY-GAME STATS

#22 KALSCHEUR, Gabe

Opponent	Date	GS	MIN	Total		3-Pointers		Free throws		Rebounds				PF	A	TO	BLK	STL	PTS	AVG
				FG-FGA	PCT	3FG-3FGA	PCT	FT-FTA	PCT	OFF	DEF	TOT	AVG							
IUPUI	11/07/2022		31:32	5-10	.500	4-7	.571	2-3	.667	0	1	1	1.0	2	2	0	0	1	16	16.0
N.C. A&T	11/13/2022		29:23	3-10	.300	1-5	.200	0-0	.000	0	1	1	1.0	3	1	2	0	2	7	11.5
Milwaukee	11/20/2022		05:55	0-3	.000	0-2	.000	1-1	1.000	0	0	0	0.7	0	1	0	0	0	1	8.0
vs Villanova	11/24/2022		35:21	8-19	.421	5-15	.333	2-2	1.000	0	4	4	1.5	5	3	0	0	0	23	11.8
vs North Carolina	11/25/2022		23:38	0-5	.000	0-3	.000	3-4	.750	1	1	2	1.6	4	1	2	0	3	3	10.0
vs UConn	11/27/2022		32:23	3-13	.231	0-4	.000	0-0	.000	1	1	2	1.7	2	1	2	0	4	6	9.3
North Dakota	11/30/2022		25:24	2-7	.286	0-3	.000	2-2	1.000	0	2	2	1.7	0	1	2	0	1	6	8.9
St. John's (NY)	12/04/2022		23:26	2-4	.500	1-2	.500	0-0	.000	1	0	1	1.6	4	3	4	0	2	5	8.4
at Iowa	12/08/2022		33:02	5-13	.385	1-7	.143	1-1	1.000	0	2	2	1.7	0	0	2	1	3	12	8.8
McNeese	12/11/2022	*	40:00	6-13	.462	3-7	.429	0-0	.000	0	3	3	1.8	2	5	2	0	3	15	9.4
Western Mich.	12/18/2022		28:47	5-8	.625	1-4	.250	0-0	.000	0	1	1	1.7	1	3	2	0	2	11	9.5
Baylor	12/31/2022	*	36:02	7-13	.538	5-9	.556	4-5	.800	0	1	1	1.7	4	1	0	0	3	23	10.7
at Oklahoma	01/04/2023	*	38:19	3-9	.333	1-4	.250	2-2	1.000	0	2	2	1.7	2	1	2	2	1	9	10.5
at TCU	01/07/2023	*	35:34	7-14	.500	1-6	.167	0-2	.000	1	2	3	1.8	3	4	1	0	3	15	10.9
Texas Tech	01/10/2023	*	31:52	10-14	.714	5-6	.833	0-0	.000	1	6	7	2.1	3	2	0	2	1	25	11.8
at Kansas	01/14/2023	*	37:31	7-16	.438	4-8	.500	5-6	.833	4	2	6	2.4	3	0	1	0	1	23	12.5
Texas	01/17/2023	*	33:46	5-12	.417	3-8	.375	3-4	.750	0	1	1	2.3	3	1	1	0	0	16	12.7
at Oklahoma St.	01/21/2023	*	40:00	5-13	.385	2-4	.500	2-3	.667	1	1	2	2.3	1	1	0	1	0	14	12.8
Kansas St.	01/24/2023	*	40:00	7-11	.636	2-5	.400	3-4	.750	0	1	1	2.2	2	0	1	0	0	19	13.1
at Missouri	01/28/2023	*	35:18	5-13	.385	4-9	.444	0-0	.000	1	0	1	2.2	3	2	6	0	1	14	13.2
at Texas Tech	01/30/2023	*	45:00	8-19	.421	0-6	.000	3-7	.429	3	4	7	2.4	4	2	4	0	2	19	13.4
Kansas	02/04/2023	*	32:05	3-7	.429	2-4	.500	0-1	.000	0	2	2	2.4	3	1	1	0	1	8	13.2
at West Virginia	02/08/2023	*	38:18	1-6	.167	0-3	.000	6-7	.857	0	2	2	2.3	2	2	3	0	1	8	13.0
Oklahoma St.	02/11/2023	*	37:36	2-12	.167	2-6	.333	0-0	.000	0	3	3	2.4	2	3	2	0	1	6	12.7
TCU	02/15/2023	*	31:34	3-7	.429	1-2	.500	0-0	.000	0	4	4	2.4	3	2	5	0	3	7	12.4
at Kansas St.	02/18/2023	*	35:59	4-14	.286	3-12	.250	0-0	.000	2	2	4	2.5	4	2	3	0	1	11	12.4
at Texas	02/21/2023	*	40:00	3-14	.214	3-11	.273	1-2	.500	1	1	2	2.5	3	0	2	0	1	10	12.3
Oklahoma	02/25/2023	*	33:48	4-11	.364	3-5	.600	1-2	.500	0	1	1	2.4	3	0	0	0	0	12	12.3
West Virginia	02/27/2023	*	24:01	8-15	.533	5-9	.556	5-5	1.000	0	1	1	2.4	4	1	2	0	1	26	12.8
at Baylor	03/04/2023	*	38:15	3-9	.333	2-6	.333	4-5	.800	0	2	2	2.4	3	3	1	0	2	12	12.7
Totals		20	993:49	134-334	.401	64-182	.352	50-68	.735	17	54	71	2.4	78	49	53	6	44	382	12.7

Player Averages

Games Played	Minutes/game	Points/game	FG Pct	3FG Pct	FT Pct	Rebounds/game	Assists/game	Turnovers/game	Assist/Turnover ratio	Steals/game	Blocks/game
30	33.1	12.7	40.1	35.2	73.5	2.4	1.6	1.8	0.9	1.5	0.2

2022-23 IOWA STATE PLAYER GAME-BY-GAME STATS

#23 HAWLEY, Conrad

Opponent	Date	GS	MIN	Total		3-Pointers		Free throws		Rebounds				PF	A	TO	BLK	STL	PTS	AVG	
				FG-FGA	PCT	3FG-3FGA	PCT	FT-FTA	PCT	OFF	DEF	TOT	AVG								
IUPUI	11/07/2022		03:44	0-0	.000	0-0	.000	0-0	.000	0	2	2	2.0	0	0	0	0	0	0	0.0	
N.C. A&T	11/13/2022		01:46	0-2	.000	0-0	.000	0-0	.000	1	0	1	1.5	0	0	0	0	0	0	0.0	
North Dakota	11/30/2022		01:18	0-0	.000	0-0	.000	0-0	.000	0	0	0	1.0	0	0	0	0	0	0	0.0	
McNeese	12/11/2022		01:34	0-0	.000	0-0	.000	0-0	.000	0	1	1	1.0	0	0	0	0	0	0	0.0	
Texas Tech	01/10/2023		03:14	0-1	.000	0-0	.000	0-0	.000	1	1	2	1.2	1	0	0	0	0	0	0.0	
at Missouri	01/28/2023		02:43	0-1	.000	0-1	.000	1-2	.500	0	0	0	1.0	0	0	0	0	0	1	0.2	
at Baylor	03/04/2023		00:37	0-0	.000	0-0	.000	0-0	.000	0	0	0	0.9	0	0	0	0	0	0	0.1	
Totals		0	14:56	0-4	.000	0-1	.000	1-2	.500	2	4	6	0.9	1	0	0	0	0	0	1	0.1

Player Averages

Games Played	Minutes/game	Points/game	FG Pct	3FG Pct	FT Pct	Rebounds/game	Assists/game	Turnovers/game	Assist/Turnover ratio	Steals/game	Blocks/game
7	2.1	0.1	0.0	0.0	50.0	0.9	0.0	0.0	0.0	0.0	0.0

#24 WARD, Hason

Opponent	Date	GS	MIN	Total		3-Pointers		Free throws		Rebounds				PF	A	TO	BLK	STL	PTS	AVG
				FG-FGA	PCT	3FG-3FGA	PCT	FT-FTA	PCT	OFF	DEF	TOT	AVG							
IUPUI	11/07/2022		12:35	3-4	.750	0-0	.000	0-0	.000	2	5	7	7.0	1	1	0	0	3	6	6.0
N.C. A&T	11/13/2022		14:16	3-5	.600	0-0	.000	0-0	.000	4	3	7	7.0	2	1	2	0	2	6	6.0
Milwaukee	11/20/2022		10:34	1-2	.500	0-0	.000	1-2	.500	3	2	5	6.3	0	0	1	1	2	3	5.0
vs Villanova	11/24/2022		12:52	2-3	.667	0-0	.000	0-0	.000	1	1	2	5.3	2	0	1	0	1	4	4.8
vs North Carolina	11/25/2022		12:00	0-2	.000	0-0	.000	0-0	.000	2	2	4	5.0	1	0	0	0	2	0	3.8
vs UConn	11/27/2022		12:01	2-2	1.000	0-0	.000	0-0	.000	1	1	2	4.5	2	0	1	0	1	4	3.8
North Dakota	11/30/2022		07:55	1-2	.500	0-0	.000	0-0	.000	1	0	1	4.0	1	1	0	0	0	2	3.6
St. John's (NY)	12/04/2022		02:05	1-1	1.000	0-0	.000	0-0	.000	0	0	0	3.5	0	0	0	0	0	2	3.4
at Iowa	12/08/2022		05:15	2-3	.667	0-1	.000	0-0	.000	0	1	1	3.2	3	0	0	0	0	4	3.4
McNeese	12/11/2022		12:28	3-5	.600	0-0	.000	0-0	.000	1	0	1	3.0	4	1	0	2	0	6	3.7
Western Mich.	12/18/2022		08:08	2-2	1.000	0-0	.000	0-2	.000	0	0	0	2.7	1	1	1	1	0	4	3.7
Baylor	12/31/2022		04:29	1-1	1.000	0-0	.000	1-2	.500	0	0	0	2.5	0	0	1	1	1	3	3.7
Texas Tech	01/10/2023		05:20	2-3	.667	0-0	.000	0-0	.000	2	2	4	2.6	0	0	0	1	0	4	3.7
at Kansas	01/14/2023		02:24	0-0	.000	0-0	.000	0-0	.000	0	0	0	2.4	1	0	0	0	0	0	3.4
Texas	01/17/2023		05:27	0-0	.000	0-0	.000	0-0	.000	0	2	2	2.4	2	0	0	0	0	0	3.2
at Oklahoma St.	01/21/2023		04:50	1-1	1.000	0-0	.000	0-0	.000	0	0	0	2.3	2	0	0	1	0	2	3.1
Kansas St.	01/24/2023		02:25	1-1	1.000	0-0	.000	0-0	.000	0	0	0	2.1	1	0	1	0	1	2	3.1
at Missouri	01/28/2023		06:00	0-0	.000	0-0	.000	0-0	.000	0	0	0	2.0	4	1	1	0	0	0	2.9
at West Virginia	02/08/2023		02:30	1-3	.333	0-0	.000	0-0	.000	1	1	2	2.0	0	0	0	0	0	2	2.8
at Baylor	03/04/2023		07:05	2-2	1.000	0-0	.000	0-0	.000	2	1	3	2.1	1	0	0	0	0	4	2.9
Totals		0	150:40	28-42	.667	0-1	.000	2-6	.333	20	21	41	2.1	28	6	9	7	13	58	2.9

Player Averages

Games Played	Minutes/game	Points/game	FG Pct	3FG Pct	FT Pct	Rebounds/game	Assists/game	Turnovers/game	Assist/Turnover ratio	Steals/game	Blocks/game
20	7.5	2.9	66.7	0.0	33.3	2.1	0.3	0.5	0.7	0.7	0.4



2023 PHILLIPS 66 BIG 12 MEN'S BASKETBALL CHAMPIONSHIP

T-Mobile Center * Kansas City

First Round
Wednesday
March 8

Quarterfinals
Thursday
March 9

Semifinals
Friday
March 10

Final
Saturday
March 11



#BIG12MBB
BIG12SPORTS.COM
@BIG12CONFERENCE

All times Central.
Times/network lineups are subject to change
All games also available via ESPN App

RADIO/TV CHART

COACHING STAFF/SUPPORT STAFF



T.J. OTZELBERGER
Head Coach
2nd Year
OTTS-ull-burger



JR BLOUNT
Assistant Coach
2nd year
J-R rhymes with count



KYLE GREEN
Assistant Coach
2nd year




NATE SCHMIDT
Assistant Coach
2nd year



MICAH BYARS
Dir. of Operations
12th year



PETE LINK
Strength Coach
2nd year



ERIK CRAWFORD
Director of Player
Development
4th Year



MO BA
Assistant Director of
Player Development
2nd year



THOMAS POLLARD
Data Analytics
Specialist
1st year



HENOC BIENNE
Graduate Assistant
1st year




CARTER MUMM
Graduate Assistant
1st year



VIC MILLER
Athletic Trainer
21st year


STUDENT-ATHLETES



Tre King
F • 6-7 • 236 • Sr.
Lexington, Ky.



Eli King
G • 6-3 • 182 • Fr.
Caledonia, Minn.




Tamin Lipsey
(TAY-min)
G • 6-1 • 200 • Fr.
Ames, Iowa




Demarion Watson
(Duh-MAR-ee-in)
G • 6-6 • 197 • Fr.
Maple Grove, Minn.




Aljaz "Jaz" Kunc
(Ollie-ahj koontz)
F • 6-8 • 215 • Sr.
Ljubljana, Slovenia



Robert Jones
F • 6-9 • 245 • Jr.
Prior Lake, Minn.



Jaren Holmes
(JARE-IN)
G • 6-4 • 207 • Sr.
Romulus, Mich.



Osunniyi
(Oh-SHOON Oh-SHOON-uh-hee)
C • 6-10 • 218 • Sr.
Pleasantville, N.J.




Gabe Kalscheur
(cal-SURE)
G • 6-4 • 194 • Sr.
Edina, Minn.



Conrad Hawley
F • 6-5 • 209 • So.
Raymore, Mo.



Hason Ward
(Huh-SAHN)
F • 6-9 • 215 • Sr.
St. Thomas, Barbados



Jeremiah Williams
G • 6-4 • 177 • Jr.
Chicago, Ill.

SOCIAL MEDIA DIRECTORY

PLAYER	TWITTER	INSTAGRAM
HAWLEY	@conradxhawley	@conradxhawley
HOLMES	@3BallJay	@jaren.holmes
JONES	@robbyj1415	@rbtjns12
KALSCHOUR	@GabrielKalsche1	@thegabek
E. KING	-	@king_eli02
T. KING	@atgTrekking	@atg.trekking
KUNC	@AljazKunc	@aljazkunc
LIPSEY	@TaminLipsey	@tamin_lipsey
OSUNNIYI	@Sh00n_	@shoonshoes10
WARD	@HasonWard	@hasonward
WATSON	@WatsonDemarion	@demarion124
WILLIAMS	@jeremiah0002	@jwilliams3x