



Texas at Baylor

02/25/23 Ferrell Center, Waco, Texas  
2022-23 Men's Basketball

Game Time: 1:00 PM  
Game Duration: 2:22  
Attendance: 10,499

Officials: Gary Maxwell, Kipp Kissinger, Amy Bonner

Texas - 72

Record: 22-7 (11-5)

NO.	Name	F	Min	FG			3P			FT			Rebounds			Fouls		TP	AS	TO	ST	Blocks		+/-
				M-A	M-A	M-A	OR	DR	TOT	PF	FD	BS	BA											
0	Timmy Allen	F	32:45	5-8	0-1	2-4	2	7	9	2	5	12	3	5	1	0	1	-10						
1	Dylan Disu	F	26:13	10-15	3-4	1-2	3	1	4	5	5	24	2	2	2	0	1	-4						
23	Dillon Mitchell	F	10:32	0-1	0-0	0-0	0	2	2	0	0	0	0	1	0	0	0	-2						
4	Tyrese Hunter	G	36:49	5-13	3-6	0-1	0	0	0	4	2	13	4	1	2	1	0	-11						
5	Marcus Carr	G	36:46	3-10	2-9	3-3	1	4	5	1	2	11	6	1	1	0	0	-4						
10	Sir'Jabari Rice		23:09	4-9	2-5	2-2	0	3	3	5	1	12	2	2	0	0	0	-6						
30	Brock Cunningham		16:23	0-2	0-2	0-0	0	2	2	2	0	0	3	1	0	0	0	0						
32	Christian Bishop		13:10	0-2	0-0	0-0	0	0	0	2	1	0	0	1	1	0	2	-2						
2	Arterio Morris		04:13	0-0	0-0	0-0	0	0	0	1	0	0	0	1	0	0	0	-6						
Team										0 0 0					0									
<b>Totals</b>				27-60	10-27	8-12	6	19	25	22	16	72	20	15	7	1	4	-9						

Shooting By Period		
1 <sup>st</sup> FG%	9-28	32.1%
3PT%	4-11	36.4%
FT%	5-5	100%
2 <sup>nd</sup> FG%	18-32	56.3%
3PT%	6-16	37.5%
FT%	3-7	42.9%
GM FG%	27-60	45.0%
3PT%	10-27	37.0%
FT%	8-12	66.7%

Dead Ball Rebounds: 2, 0

Technical Fouls: Bishop 1<sup>st</sup>3:57

Baylor - 81

Record: 21-8 (10-6)

NO.	Name	F	Min	FG			3P			FT			Rebounds			Fouls		TP	AS	TO	ST	Blocks		+/-
				M-A	M-A	M-A	OR	DR	TOT	PF	FD	BS	BA											
0	Flo Thamba	F	23:13	3-4	0-0	6-8	2	10	12	4	6	12	0	6	0	0	0	8						
11	Jalen Bridges	F	33:57	6-10	1-2	4-4	3	5	8	3	4	17	0	2	2	4	0	7						
1	Keyonte George	G	05:38	0-1	0-1	0-0	0	1	1	0	1	0	0	2	0	0	0	-9						
4	LJ Cryer	G	35:07	2-7	1-4	4-4	0	3	3	0	3	9	4	3	1	0	0	2						
10	Adam Flagler	G	37:29	5-13	2-5	2-4	0	3	3	3	2	14	4	2	2	0	0	14						
13	Langston Love		21:35	4-7	2-3	1-3	1	2	3	1	2	11	0	0	0	0	1	10						
15	Josh Ojianwuna		02:50	0-0	0-0	0-0	0	1	1	0	0	0	0	1	1	0	0	-3						
23	Jonathan Tchamwa Tchatchoua		16:47	1-2	1-1	2-2	1	1	2	3	1	5	0	2	0	0	0	1						
3	Dale Bonner		20:11	4-6	2-3	3-4	0	0	0	2	2	13	4	3	2	0	0	10						
33	Caleb Lohner		03:13	0-0	0-0	0-0	0	0	0	1	0	0	0	0	0	0	0	5						
Team							1 3 4					0			0									
<b>Totals</b>				25-50	9-19	22-29	8	29	37	17	21	81	12	21	8	4	1	9						

Shooting By Period		
1 <sup>st</sup> FG%	10-25	40.0%
3PT%	3-8	37.5%
FT%	6-7	85.7%
2 <sup>nd</sup> FG%	15-25	60.0%
3PT%	6-11	54.5%
FT%	16-22	72.7%
GM FG%	25-50	50.0%
3PT%	9-19	47.4%
FT%	22-29	75.9%

Dead Ball Rebounds: 5, 0

Technical Fouls: Bonner 1<sup>st</sup>3:57

	TEX	BAY
Biggest lead	14 (1 <sup>st</sup> 11:32)	18 (2 <sup>nd</sup> 9:19)
Best Scoring Run	16 (1 <sup>st</sup> 11:32)	18 (1 <sup>st</sup> 1:12)
Lead Changes	2	
Times Tied	5	
Time with Lead	11:30	21:36

Points from	TEX	BAY
Turnovers	16	20
Paint	30	20
Second Chance	9	11
Fast Breaks	17	13
Bench	12	29

	Period by Period Scoring		
	1st	2nd	TOT
TEX	27	45	72
BAY	29	52	81



**Period 1**

**Quarter Starters:**

<b>BAY</b>	0 Thamba F	1 George K	4 Cryer L	10 Flagler A	11 Bridges J
<b>TEX</b>	0 Allen T	1 Disu D	4 Hunter T	5 Carr M	23 Mitchell D

Game Time	BAY	Score	Diff	TEX
20:00	0 THAMBA F jumpball lost			23 MITCHELL D jumpball won
19:41				1 DISU D 2pt FG outside the paint, jump shot missed
19:38	0 THAMBA F defensive rebound (1)			
19:12	11 BRIDGES J 2pt FG outside the paint, jump shot made (2)	<b>2-0</b>	<b>2</b>	
19:02		<b>2-2</b>	<b>0</b>	1 DISU D 2pt FG in the paint, jump shot made (2)
19:02				4 HUNTER T assist (1)
18:30	0 THAMBA F turnover lost ball (1)			5 CARR M steal (1)
18:13				23 MITCHELL D 2pt FG from turnover in the paint, jump shot missed
18:11	0 THAMBA F defensive rebound (2)			
17:56	11 BRIDGES J 2pt FG outside the paint, jump shot made (4)	<b>4-2</b>	<b>2</b>	
17:46				0 ALLEN T 3pt FG , jump shot missed
17:43				1 DISU D offensive rebound (1)
17:41		<b>4-4</b>	<b>0</b>	0 ALLEN T 2pt FG second chance in the paint, jump shot made (2)
17:41				1 DISU D assist (1)
17:26	0 THAMBA F turnover travel (2)			
17:12				1 DISU D 2pt FG from turnover outside the paint, jump shot missed
17:09	1 GEORGE K defensive rebound (1)			
17:00	1 GEORGE K 3pt FG , jump shot missed			
16:56				0 ALLEN T defensive rebound (1)
16:44				0 ALLEN T turnover travel (1)
16:32	1 GEORGE K turnover lost ball (1)			1 DISU D steal (1)
16:28				1 DISU D 2pt FG from turnover in the paint, jump shot blocked
16:28	11 BRIDGES J block (1)			
16:28				5 CARR M offensive rebound (1)
16:13				4 HUNTER T 3pt FG from turnover second chance, jump shot missed
16:10	11 BRIDGES J defensive rebound (1)			
16:04	0 THAMBA F 2pt FG in the paint, dunk, missed			
16:02				23 MITCHELL D defensive rebound (1)
15:56		<b>4-7</b>	<b>-3</b>	1 DISU D 3pt FG fast break, jump shot made (5)
15:56				4 HUNTER T assist (2)
15:35	11 BRIDGES J 3pt FG , jump shot missed			
15:31				23 MITCHELL D defensive rebound (2)
15:18		<b>4-10</b>	<b>-6</b>	1 DISU D 3pt FG , jump shot made (8)
15:18				5 CARR M assist (1)
14:52	4 CRYER L 3pt FG , jump shot missed			
14:50				1 DISU D defensive rebound (2)
14:50	0 THAMBA F foul personal (1 - 1)			1 DISU D foul drawn (1)
14:50	Timeout media			
14:50	0 THAMBA F substitution out			
14:50	1 GEORGE K substitution out			



**Texas at Baylor**

02/25/23 Ferrell Center, Waco, Texas  
2022-23 Men's Basketball

**Game Time:** 1:00 PM  
**Game Duration:** 2:22  
**Attendance:** 10,499

**Officials:** Gary Maxwell, Kipp Kissinger, Amy Bonner

Game Time	BAY	Score	Diff	TEX
14:50	11 BRIDGES J substitution out			
14:50	13 LOVE L substitution in			
14:50	15 OJIANWUNA J substitution in			
14:50	23 TCHAMWA TCHATCHOUA J substitution in			
14:50				0 ALLEN T substitution out
14:50				1 DISU D substitution out
14:50				23 MITCHELL D substitution out
14:50				10 RICE S substitution in
14:50				30 CUNNINGHAM B substitution in
14:50				32 BISHOP C substitution in
14:28		<b>4-13</b>	<b>-9</b>	4 HUNTER T 3pt FG , jump shot made (3)
14:28				5 CARR M assist (2)
14:06	15 OJIANWUNA J turnover travel (1)			
13:56				10 RICE S 3pt FG from turnover, jump shot missed
13:53	4 CRYER L defensive rebound (1)			
13:48	4 CRYER L foul drawn (1)			5 CARR M foul personal (1 - 1)
13:31	4 CRYER L 2pt FG outside the paint, jump shot missed			
13:29				5 CARR M defensive rebound (2)
13:12				5 CARR M 3pt FG , jump shot missed
13:09	15 OJIANWUNA J defensive rebound (1)			
12:49	10 FLAGLER A foul offensive (1 - 2)			32 BISHOP C foul drawn (1)
12:49	10 FLAGLER A turnover offensive (1)			
12:49				4 HUNTER T substitution out
12:49				2 MORRIS A substitution in
12:25	15 OJIANWUNA J steal (1)			30 CUNNINGHAM B turnover lost ball (1)
12:08	10 FLAGLER A 2pt FG from turnover outside the paint, jump shot missed			
12:05				30 CUNNINGHAM B defensive rebound (1)
12:00	13 LOVE L foul shooting (1 - 3)			5 CARR M foul drawn (1)
12:00	Timeout media			
12:00	10 FLAGLER A substitution out			
12:00	15 OJIANWUNA J substitution out			
12:00	1 GEORGE K substitution in			
12:00	11 BRIDGES J substitution in			
12:00		<b>4-14</b>	<b>-10</b>	5 CARR M free throw fast break 1 - 3 made (1)
12:00		<b>4-15</b>	<b>-11</b>	5 CARR M free throw fast break 2 - 3 made (2)
12:00				30 CUNNINGHAM B substitution out
12:00				0 ALLEN T substitution in
12:00		<b>4-16</b>	<b>-12</b>	5 CARR M free throw fast break 3 - 3 made (3)
12:00				5 CARR M substitution out
12:00				4 HUNTER T substitution in
11:49	1 GEORGE K foul drawn (1)			10 RICE S foul personal (1 - 2)
11:36	1 GEORGE K turnover bad pass (2)			32 BISHOP C steal (1)
11:32	23 TCHAMWA TCHATCHOUA J foul shooting (1 - 4)			10 RICE S foul drawn (1)
11:32	1 GEORGE K substitution out			
11:32	10 FLAGLER A substitution in			
11:32		<b>4-17</b>	<b>-13</b>	10 RICE S free throw fast break 1 - 2 made (1)
11:32		<b>4-18</b>	<b>-14</b>	10 RICE S free throw fast break 2 - 2 made (2)
11:28	13 LOVE L 3pt FG , jump shot made (3)	<b>7-18</b>	<b>-11</b>	



**Texas at Baylor**

02/25/23 Ferrell Center, Waco, Texas  
2022-23 Men's Basketball

**Game Time:** 1:00 PM  
**Game Duration:** 2:22  
**Attendance:** 10,499

**Officials:** Gary Maxwell, Kipp Kissinger, Amy Bonner

Game Time	BAY	Score	Diff	TEX
11:28	4 CRYER L assist (1)			
11:08				0 ALLEN T 2pt FG outside the paint, jump shot missed
11:05	defensive rebound (7)			
10:43	23 TCHAMWA TCHATCHOUA J foul drawn (1)			32 BISHOP C foul shooting (1 - 3)
10:42	23 TCHAMWA TCHATCHOUA J free throw 1 - 2 made (1)	<b>8-18</b>	<b>-10</b>	
10:42				2 MORRIS A substitution out
10:42				32 BISHOP C substitution out
10:42				1 DISU D substitution in
10:42				5 CARR M substitution in
10:42	23 TCHAMWA TCHATCHOUA J free throw 2 - 2 made (2)	<b>9-18</b>	<b>-9</b>	
10:18				5 CARR M turnover (1)
09:57	4 CRYER L 2pt FG from turnover outside the paint, jump shot made (2)	<b>11-18</b>	<b>-7</b>	
09:47		<b>11-21</b>	<b>-10</b>	10 RICE S 3pt FG , jump shot made (5)
09:47				1 DISU D assist (2)
09:30	23 TCHAMWA TCHATCHOUA J turnover 3 seconds (1)			
09:30				10 RICE S substitution out
09:30				23 MITCHELL D substitution in
09:19		<b>11-23</b>	<b>-12</b>	1 DISU D 2pt FG from turnover in the paint, jump shot made (10)
09:19				0 ALLEN T assist (1)
08:55	13 LOVE L 3pt FG , jump shot made (6)	<b>14-23</b>	<b>-9</b>	
08:55	4 CRYER L assist (2)			
08:42				4 HUNTER T 2pt FG in the paint, jump shot missed
08:40	11 BRIDGES J defensive rebound (2)			
08:30	4 CRYER L turnover bad pass (1)			
08:30	4 CRYER L substitution out			
08:30	3 BONNER D substitution in			
08:12				0 ALLEN T 2pt FG from turnover outside the paint, jump shot blocked
08:12	11 BRIDGES J block (2)			
08:09	defensive rebound (9)			
07:54	10 FLAGLER A 2pt FG outside the paint, jump shot made (2)	<b>16-23</b>	<b>-7</b>	
07:35	23 TCHAMWA TCHATCHOUA J foul personal (2 - 5)			5 CARR M foul drawn (2)
07:35	Timeout media			
07:35	23 TCHAMWA TCHATCHOUA J substitution out			
07:35	0 THAMBA F substitution in			
07:20				1 DISU D turnover travel (1)
06:56	0 THAMBA F 2pt FG from turnover in the paint, layup made (2)	<b>18-23</b>	<b>-5</b>	
06:38	10 FLAGLER A steal (1)			23 MITCHELL D turnover bad pass (1)
06:16	13 LOVE L 2pt FG from turnover outside the paint, jump shot missed			
06:14				0 ALLEN T defensive rebound (2)
05:56				1 DISU D 3pt FG , jump shot missed
05:54	11 BRIDGES J defensive rebound (3)			
05:45	10 FLAGLER A 3pt FG , jump shot made (5)	<b>21-23</b>	<b>-2</b>	
05:30	13 LOVE L substitution out			
05:30	4 CRYER L substitution in			
05:30				0 ALLEN T substitution out
05:30				1 DISU D substitution out
05:30				23 MITCHELL D substitution out



**Texas at Baylor**

02/25/23 Ferrell Center, Waco, Texas  
2022-23 Men's Basketball

**Game Time:** 1:00 PM  
**Game Duration:** 2:22  
**Attendance:** 10,499

**Officials:** Gary Maxwell, Kipp Kissinger, Amy Bonner

Game Time	BAY	Score	Diff	TEX
05:30				10 RICE S substitution in
05:30				30 CUNNINGHAM B substitution in
05:30				32 BISHOP C substitution in
05:14				10 RICE S 2pt FG outside the paint, jump shot missed
05:12	0 THAMBA F defensive rebound (3)			
05:06	0 THAMBA F turnover lost ball (3)			
04:50				32 BISHOP C 2pt FG from turnover outside the paint, jump shot blocked
04:50	11 BRIDGES J block (3)			
04:47	10 FLAGLER A defensive rebound (1)			
04:40	3 BONNER D 3pt FG , jump shot missed			
04:38	0 THAMBA F offensive rebound (4)			
04:38	0 THAMBA F foul drawn (1)			30 CUNNINGHAM B foul personal (1 - 4)
04:28	4 CRYER L 2pt FG second chance outside the paint, jump shot missed			
04:26	0 THAMBA F offensive rebound (5)			
04:26	0 THAMBA F foul drawn (2)			10 RICE S foul shooting (2 - 5)
04:26	0 THAMBA F free throw 1 - 2 made (3)	<b>22-23</b>	<b>-1</b>	
04:26	10 FLAGLER A substitution out			
04:26	13 LOVE L substitution in			
04:26				10 RICE S substitution out
04:26				0 ALLEN T substitution in
04:26	0 THAMBA F free throw 2 - 2 made (4)	<b>23-23</b>	<b>0</b>	
04:08				32 BISHOP C 2pt FG outside the paint, jump shot blocked
04:08	11 BRIDGES J block (4)			
04:04	4 CRYER L defensive rebound (2)			
03:57	3 BONNER D foul offensive (1 - 6)			4 HUNTER T foul drawn (1)
03:57	3 BONNER D turnover offensive (1)			
03:57				32 BISHOP C foul class A technical (2 - 6)
03:57				32 BISHOP C turnover offensive (1)
03:57	3 BONNER D foul class A technical (2 - 7)			
03:57	3 BONNER D turnover offensive (2)			
03:57	Timeout media			
03:57	3 BONNER D substitution out			
03:57	10 FLAGLER A substitution in			
03:57				32 BISHOP C substitution out
03:57				1 DISU D substitution in
03:45				5 CARR M 3pt FG from turnover, jump shot missed
03:42	0 THAMBA F defensive rebound (6)			
03:40	13 LOVE L 2pt FG in the paint, layup blocked			
03:40				4 HUNTER T block (1)
03:35				5 CARR M defensive rebound (3)
03:14				0 ALLEN T turnover dribbling violation (2)
03:14				30 CUNNINGHAM B substitution out
03:14				2 MORRIS A substitution in
03:03	11 BRIDGES J 2pt FG from turnover in the paint, jump shot made (6)	<b>25-23</b>	<b>2</b>	
03:03	10 FLAGLER A assist (1)			
03:03	11 BRIDGES J foul drawn (1)			1 DISU D foul shooting (1 - 7)
03:03	11 BRIDGES J free throw 1 - 1 made (7)	<b>26-23</b>	<b>3</b>	



**Texas at Baylor**

02/25/23 Ferrell Center, Waco, Texas  
2022-23 Men's Basketball

**Game Time:** 1:00 PM  
**Game Duration:** 2:22  
**Attendance:** 10,499

**Officials:** Gary Maxwell, Kipp Kissinger, Amy Bonner

Game Time	BAY	Score	Diff	TEX
02:52				4 HUNTER T 2pt FG outside the paint, jump shot missed
02:48	10 FLAGLER A defensive rebound (2)			
02:44	0 THAMBA F foul drawn (3)			2 MORRIS A foul shooting (1 - 8)
02:44	0 THAMBA F free throw fast break 1 - 2 made (5)	<b>27-23</b>	<b>4</b>	
02:44	0 THAMBA F free throw fast break 2 - 2 missed			
02:43	11 BRIDGES J offensive rebound (4)			
02:34	11 BRIDGES J 2pt FG second chance in the paint, jump shot missed			
02:32	11 BRIDGES J offensive rebound (5)			
02:31	11 BRIDGES J 2pt FG second chance in the paint, jump shot missed			
02:27				5 CARR M defensive rebound (4)
02:12				1 DISU D 2pt FG in the paint, jump shot missed
02:09	13 LOVE L defensive rebound (1)			
01:45	0 THAMBA F turnover lost ball (4)			
01:45	0 THAMBA F substitution out			
01:45	23 TCHAMWA TCHATCHOUA J substitution in			
01:45				2 MORRIS A substitution out
01:45				4 HUNTER T substitution out
01:45				10 RICE S substitution in
01:45				30 CUNNINGHAM B substitution in
01:29				10 RICE S 3pt FG from turnover, jump shot missed
01:26	4 CRYER L defensive rebound (3)			
01:18	10 FLAGLER A 2pt FG outside the paint, jump shot missed			
01:12	11 BRIDGES J offensive rebound (6)			
01:12	11 BRIDGES J 2pt FG second chance in the paint, dunk, made (9)	<b>29-23</b>	<b>6</b>	
01:01		<b>29-25</b>	<b>4</b>	1 DISU D 2pt FG outside the paint, jump shot made (12)
01:01				5 CARR M assist (3)
00:44	10 FLAGLER A 3pt FG , jump shot missed			
00:40				30 CUNNINGHAM B defensive rebound (2)
00:27		<b>29-27</b>	<b>2</b>	1 DISU D 2pt FG in the paint, jump shot made (14)
00:27				30 CUNNINGHAM B assist (1)
00:03	10 FLAGLER A 2pt FG in the paint, jump shot missed			
00:03				0 ALLEN T defensive rebound (3)
<b>END OF PERIOD</b>				
<b>BAY 29-27 TEX</b>				



**Texas at Baylor**

02/25/23 Ferrell Center, Waco, Texas  
2022-23 Men's Basketball

Game Time: 1:00 PM  
Game Duration: 2:22  
Attendance: 10,499

Officials: Gary Maxwell, Kipp Kissinger, Amy Bonner

**Texas - 27**

NO.	Name	F	Min	FG	3P	FT	Rebounds			Fouls		TP	AS	TO	ST	Blocks		+/-
				M-A	M-A	M-A	OR	DR	TOT	PF	FD					BS	BA	
0	Timmy Allen	F	16:06	1-4	0-1	0-0	0	3	3	0	0	2	1	2	0	0	1	-6
1	Dylan Disu	F	14:19	6-11	2-3	0-0	1	1	2	1	1	14	2	1	1	0	1	-4
23	Dillon Mitchell	F	09:10	0-1	0-0	0-0	0	2	2	0	0	0	0	1	0	0	0	-2
4	Tyrese Hunter	G	17:26	1-4	1-2	0-0	0	0	0	0	1	3	2	0	0	1	0	-7
5	Marcus Carr	G	18:42	0-2	0-2	3-3	1	3	4	1	2	3	3	1	1	0	0	0
10	Sir'Jabari Rice		08:09	1-4	1-3	2-2	0	0	0	2	1	5	0	0	0	0	0	5
30	Brock Cunningham		06:51	0-0	0-0	0-0	0	2	2	1	0	0	1	1	0	0	0	5
32	Christian Bishop		05:41	0-2	0-0	0-0	0	0	0	2	1	0	0	1	1	0	2	2
2	Arterio Morris		03:36	0-0	0-0	0-0	0	0	0	1	0	0	0	0	0	0	0	-3
Team							0	0	0			0		0				
<b>Totals</b>				9-28	4-11	5-5	2	11	13	8	6	27	9	7	3	1	4	-2

Shooting By Period		
1 <sup>st</sup> FG%	9-28	32.1%
3PT%	4-11	36.4%
FT%	5-5	100%
GM FG%	9-28	32.1%
3PT%	4-11	36.4%
FT%	5-5	100.0%

Dead Ball Rebounds: 0, 0

Technical Fouls: Bishop 1<sup>st</sup>3:57

**Baylor - 29**

NO.	Name	F	Min	FG	3P	FT	Rebounds			Fouls		TP	AS	TO	ST	Blocks		+/-
				M-A	M-A	M-A	OR	DR	TOT	PF	FD					BS	BA	
0	Flo Thamba	F	11:00	1-2	0-0	3-4	2	4	6	1	3	5	0	4	0	0	0	5
11	Jalen Bridges	F	17:10	4-7	0-1	1-1	3	3	6	0	1	9	0	0	0	4	0	5
1	Keyonte George	G	05:38	0-1	0-1	0-0	0	1	1	0	1	0	0	2	0	0	0	-9
4	LJ Cryer	G	17:00	1-4	0-1	0-0	0	3	3	0	1	2	2	1	0	0	0	-5
10	Adam Flagler	G	19:03	2-6	1-2	0-0	0	2	2	1	0	5	1	1	1	0	0	4
13	Langston Love		13:46	2-4	2-2	0-0	0	1	1	1	0	6	0	0	0	0	1	7
15	Josh Ojianwuna		02:50	0-0	0-0	0-0	0	1	1	0	0	0	0	1	1	0	0	-3
23	Jonathan Tchamwa Tchatchoua		09:00	0-0	0-0	2-2	0	0	0	2	1	2	0	1	0	0	0	-3
3	Dale Bonner		04:33	0-1	0-1	0-0	0	0	0	2	0	0	0	2	0	0	0	9
Team							0	2	2			0		0				
<b>Totals</b>				10-25	3-8	6-7	5	17	22	7	7	29	3	12	2	4	1	2

Shooting By Period		
1 <sup>st</sup> FG%	10-25	40.0%
3PT%	3-8	37.5%
FT%	6-7	85.7%
GM FG%	10-25	40.0%
3PT%	3-8	37.5%
FT%	6-7	85.7%

Dead Ball Rebounds: 0, 0

Technical Fouls: Bonner 1<sup>st</sup>3:57

	TEX	BAY
Biggest lead	14 (1 <sup>st</sup> 11:32)	6 (1 <sup>st</sup> 1:12)
Best Scoring Run	16 (1 <sup>st</sup> 11:32)	18 (1 <sup>st</sup> 1:12)
Lead Changes	2	
Times Tied	3	
Time with Lead	11:30	03:28

Points from	TEX	BAY
Turnovers	4	7
Paint	8	6
Second Chance	2	4
Fast Breaks	8	1
Bench	5	8

	Period by Period Scoring		
	1st	2nd	TOT
TEX	27	45	72
BAY	29	52	81



**Texas at Baylor**

02/25/23 Ferrell Center, Waco, Texas  
2022-23 Men's Basketball

**Game Time:** 1:00 PM  
**Game Duration:** 2:22  
**Attendance:** 10,499

**Officials:** Gary Maxwell, Kipp Kissinger, Amy Bonner

**Period 2**

**Quarter Starters:**

<b>BAY</b>	0 Thamba F	4 Cryer L	10 Flagler A	11 Bridges J	13 Love L
<b>TEX</b>	0 Allen T	1 Disu D	4 Hunter T	5 Carr M	23 Mitchell D

Game Time	BAY	Score	Diff	TEX
20:00	23 TCHAMWA TCHATCHOUA J substitution out			
20:00	0 THAMBA F substitution in			
20:00				10 RICE S substitution out
20:00				30 CUNNINGHAM B substitution out
20:00				4 HUNTER T substitution in
20:00				23 MITCHELL D substitution in
19:50	10 FLAGLER A turnover bad pass (2)			4 HUNTER T steal (1)
19:46		<b>29-29</b>	<b>0</b>	4 HUNTER T 2pt FG fast break from turnover in the paint, layup made (5)
19:46	11 BRIDGES J foul shooting (1 - 1)			4 HUNTER T foul drawn (2)
19:46				4 HUNTER T free throw fast break 1 - 1 missed
19:45	11 BRIDGES J defensive rebound (7)			
19:44	11 BRIDGES J foul drawn (2)			0 ALLEN T foul personal (1 - 1)
19:25	0 THAMBA F foul offensive (2 - 2)			0 ALLEN T foul drawn (1)
19:25	0 THAMBA F turnover offensive (5)			
19:04				4 HUNTER T 3pt FG from turnover, jump shot missed
19:01				0 ALLEN T offensive rebound (4)
18:51				5 CARR M 3pt FG from turnover second chance, jump shot missed
18:48	0 THAMBA F defensive rebound (7)			
18:42	4 CRYER L 3pt FG , jump shot missed			
18:39	13 LOVE L offensive rebound (2)			
18:39	13 LOVE L 2pt FG second chance in the paint, layup made (8)	<b>31-29</b>	<b>2</b>	
18:38				23 MITCHELL D substitution out
18:38				10 RICE S substitution in
18:23		<b>31-31</b>	<b>0</b>	0 ALLEN T 2pt FG in the paint, layup made (4)
18:23				10 RICE S assist (1)
18:03	4 CRYER L turnover bad pass (2)			
17:49				5 CARR M 3pt FG from turnover, jump shot missed
17:46	0 THAMBA F defensive rebound (8)			
17:38	4 CRYER L 3pt FG , jump shot made (5)	<b>34-31</b>	<b>3</b>	
17:38	10 FLAGLER A assist (2)			
17:22				5 CARR M 3pt FG , jump shot missed
17:20				offensive dead ball rebound (1)
17:20	11 BRIDGES J foul personal (2 - 3)			1 DISU D foul drawn (2)
17:17		<b>34-33</b>	<b>1</b>	1 DISU D 2pt FG second chance in the paint, layup made (16)
17:17				5 CARR M assist (4)
16:49	10 FLAGLER A 3pt FG , jump shot made (8)	<b>37-33</b>	<b>4</b>	
16:40				4 HUNTER T 2pt FG outside the paint, jump shot missed
16:38	0 THAMBA F defensive rebound (9)			
16:32	10 FLAGLER A 2pt FG outside the paint, jump shot made (10)	<b>39-33</b>	<b>6</b>	
16:31	0 THAMBA F foul drawn (4)			1 DISU D foul flagrant 1 (2 - 2)
16:31				1 DISU D turnover offensive (2)
16:31	0 THAMBA F free throw 1 - 2 made (6)	<b>40-33</b>	<b>7</b>	





**Texas at Baylor**

02/25/23 Ferrell Center, Waco, Texas  
2022-23 Men's Basketball

**Game Time:** 1:00 PM  
**Game Duration:** 2:22  
**Attendance:** 10,499

**Officials:** Gary Maxwell, Kipp Kissinger, Amy Bonner

Game Time	BAY	Score	Diff	TEX
16:31	0 THAMBA F free throw 2 - 2 made (7)	<b>41-33</b>	<b>8</b>	
16:31	0 THAMBA F substitution out			
16:31	23 TCHAMWA TCHATCHOUA J substitution in			
16:31	13 LOVE L substitution out			
16:31	3 BONNER D substitution in			
16:19	23 TCHAMWA TCHATCHOUA J foul offensive (3 - 4)			1 DISU D foul drawn (3)
16:19	23 TCHAMWA TCHATCHOUA J turnover offensive (2)			
16:00		<b>41-36</b>	<b>5</b>	1 DISU D 3pt FG from turnover, jump shot made (19)
16:00				10 RICE S assist (2)
15:39	11 BRIDGES J 2pt FG in the paint, jump shot made (11)	<b>43-36</b>	<b>7</b>	
15:39	10 FLAGLER A assist (3)			
15:39	11 BRIDGES J foul drawn (3)			1 DISU D foul shooting (3 - 3)
15:39	Timeout media			
15:39				1 DISU D substitution out
15:39				32 BISHOP C substitution in
15:39	11 BRIDGES J free throw 1 - 1 made (12)	<b>44-36</b>	<b>8</b>	
15:14		<b>44-38</b>	<b>6</b>	0 ALLEN T 2pt FG in the paint, jump shot made (6)
15:14				5 CARR M assist (5)
14:59	23 TCHAMWA TCHATCHOUA J 3pt FG , jump shot made (5)	<b>47-38</b>	<b>9</b>	
14:59	3 BONNER D assist (1)			
14:42		<b>47-40</b>	<b>7</b>	10 RICE S 2pt FG in the paint, jump shot made (7)
14:15	3 BONNER D 3pt FG , jump shot made (3)	<b>50-40</b>	<b>10</b>	
14:15	4 CRYER L assist (3)			
14:02		<b>50-42</b>	<b>8</b>	5 CARR M 2pt FG outside the paint, jump shot made (5)
14:02				0 ALLEN T assist (2)
13:45	3 BONNER D 2pt FG in the paint, jump shot missed			
13:42				10 RICE S defensive rebound (1)
13:42	3 BONNER D steal (1)			10 RICE S turnover lost ball (1)
13:38	3 BONNER D 2pt FG fast break from turnover in the paint, layup made (5)	<b>52-42</b>	<b>10</b>	
13:24	10 FLAGLER A steal (2)			0 ALLEN T turnover bad pass (3)
13:21	10 FLAGLER A foul drawn (1)			10 RICE S foul shooting (3 - 4)
13:21	10 FLAGLER A free throw fast break 1 - 2 missed			
13:21	offensive dead ball rebound (1)			
13:21	11 BRIDGES J substitution out			
13:21	33 LOHNER C substitution in			
13:21				4 HUNTER T substitution out
13:21				32 BISHOP C substitution out
13:21				2 MORRIS A substitution in
13:21				30 CUNNINGHAM B substitution in
13:21	10 FLAGLER A free throw fast break 2 - 2 made (11)	<b>53-42</b>	<b>11</b>	
13:05	3 BONNER D steal (2)			2 MORRIS A turnover bad pass (1)
12:59	3 BONNER D 2pt FG fast break from turnover in the paint, layup made (7)	<b>55-42</b>	<b>13</b>	
12:59				Timeout 30 Sec
12:59	Timeout media			
12:59	23 TCHAMWA TCHATCHOUA J substitution out			
12:59	0 THAMBA F substitution in			
12:48				30 CUNNINGHAM B 3pt FG , jump shot missed
12:44	defensive rebound (28)			



**Texas at Baylor**

02/25/23 Ferrell Center, Waco, Texas  
2022-23 Men's Basketball

**Game Time:** 1:00 PM  
**Game Duration:** 2:22  
**Attendance:** 10,499

**Officials:** Gary Maxwell, Kipp Kissinger, Amy Bonner

Game Time	BAY	Score	Diff	TEX
12:44				2 MORRIS A substitution out
12:44				4 HUNTER T substitution in
12:44				0 ALLEN T substitution out
12:44				1 DISU D substitution in
12:25	4 CRYER L 3pt FG , jump shot missed			
12:22				10 RICE S defensive rebound (2)
12:05				4 HUNTER T 2pt FG in the paint, jump shot missed
12:02	10 FLAGLER A defensive rebound (3)			
11:44	Timeout media			
11:35	0 THAMBA F 2pt FG in the paint, layup made (9)	<b>57-42</b>	<b>15</b>	
11:35	3 BONNER D assist (2)			
11:20				5 CARR M 3pt FG , jump shot missed
11:17	0 THAMBA F defensive rebound (10)			
11:16	0 THAMBA F turnover lost ball (6)			1 DISU D steal (2)
11:15	0 THAMBA F foul shooting (3 - 5)			1 DISU D foul drawn (4)
11:15				1 DISU D free throw fast break 1 - 2 missed
11:15				offensive dead ball rebound (2)
11:15				5 CARR M substitution out
11:15				0 ALLEN T substitution in
11:15		<b>57-43</b>	<b>14</b>	1 DISU D free throw fast break 2 - 2 made (20)
10:55	3 BONNER D 3pt FG , jump shot made (10)	<b>60-43</b>	<b>17</b>	
10:55	10 FLAGLER A assist (4)			
10:32	33 LOHNER C foul personal (1 - 6)			0 ALLEN T foul drawn (2)
10:30		<b>60-45</b>	<b>15</b>	1 DISU D 2pt FG in the paint, jump shot made (22)
10:30				4 HUNTER T assist (3)
10:08	3 BONNER D turnover bad pass (3)			
10:08	4 CRYER L substitution out			
10:08	33 LOHNER C substitution out			
10:08	11 BRIDGES J substitution in			
10:08	13 LOVE L substitution in			
09:50				10 RICE S 2pt FG from turnover in the paint, jump shot missed
09:48				0 ALLEN T offensive rebound (5)
09:48	10 FLAGLER A foul personal (2 - 7)			0 ALLEN T foul drawn (3)
09:48				0 ALLEN T 1&1 free throw 1 missed
09:48	0 THAMBA F defensive rebound (11)			
09:23	10 FLAGLER A 2pt FG outside the paint, jump shot missed			
09:21	offensive dead ball rebound (2)			
09:21	0 THAMBA F foul drawn (5)			1 DISU D foul personal (4 - 5)
09:21				1 DISU D substitution out
09:21				32 BISHOP C substitution in
09:19	13 LOVE L 2pt FG second chance in the paint, layup made (10)	<b>62-45</b>	<b>17</b>	
09:19	3 BONNER D assist (3)			
09:19	13 LOVE L foul drawn (1)			10 RICE S foul shooting (4 - 6)
09:19	13 LOVE L free throw 1 - 1 made (11)	<b>63-45</b>	<b>18</b>	
09:19				10 RICE S substitution out
09:19				5 CARR M substitution in
09:04		<b>63-48</b>	<b>15</b>	4 HUNTER T 3pt FG , jump shot made (8)
09:04				30 CUNNINGHAM B assist (2)
08:40	11 BRIDGES J 2pt FG in the paint, jump shot missed			



**Texas at Baylor**

02/25/23 Ferrell Center, Waco, Texas  
2022-23 Men's Basketball

**Game Time:** 1:00 PM  
**Game Duration:** 2:22  
**Attendance:** 10,499

**Officials:** Gary Maxwell, Kipp Kissinger, Amy Bonner

Game Time	BAY	Score	Diff	TEX
08:37				0 ALLEN T defensive rebound (6)
08:15	10 FLAGLER A foul personal (3 - 8)			0 ALLEN T foul drawn (4)
08:15	0 THAMBA F substitution out			
08:15	3 BONNER D substitution out			
08:15	4 CRYER L substitution in			
08:15	23 TCHAMWA TCHATCHOUA J substitution in			
08:15				0 ALLEN T 1&1 free throw 1 missed
08:15	13 LOVE L defensive rebound (3)			
07:53	10 FLAGLER A 3pt FG , jump shot missed			
07:49	23 TCHAMWA TCHATCHOUA J offensive rebound (1)			
07:42	23 TCHAMWA TCHATCHOUA J 2pt FG second chance in the paint, jump shot missed			
07:40				5 CARR M defensive rebound (5)
07:22	jump ball situation			
07:22	Timeout media			
07:22	10 FLAGLER A substitution out			
07:22	3 BONNER D substitution in			
07:08		<b>63-51</b>	<b>12</b>	4 HUNTER T 3pt FG , jump shot made (11)
06:34	13 LOVE L 3pt FG , jump shot missed			
06:32				0 ALLEN T defensive rebound (7)
06:25				30 CUNNINGHAM B 3pt FG , jump shot missed
06:21	23 TCHAMWA TCHATCHOUA J defensive rebound (2)			
06:07	13 LOVE L foul drawn (2)			0 ALLEN T foul shooting (2 - 7)
06:07	13 LOVE L free throw 1 - 2 missed			
06:07	offensive dead ball rebound (3)			
06:07				0 ALLEN T substitution out
06:07				10 RICE S substitution in
06:07	13 LOVE L free throw 2 - 2 missed			
06:07				10 RICE S defensive rebound (3)
05:51				10 RICE S 3pt FG , jump shot missed
05:48	11 BRIDGES J defensive rebound (8)			
05:48	11 BRIDGES J foul drawn (4)			30 CUNNINGHAM B foul personal (2 - 8)
05:48	13 LOVE L substitution out			
05:48	10 FLAGLER A substitution in			
05:48	11 BRIDGES J 1&1 free throw 1 made (13)	<b>64-51</b>	<b>13</b>	
05:48	11 BRIDGES J 1&1 free throw 2 made (14)	<b>65-51</b>	<b>14</b>	
05:33		<b>65-53</b>	<b>12</b>	10 RICE S 2pt FG in the paint, layup made (9)
05:33				5 CARR M assist (6)
05:09	11 BRIDGES J 3pt FG , jump shot made (17)	<b>68-53</b>	<b>15</b>	
05:09	3 BONNER D assist (4)			
04:48	11 BRIDGES J steal (1)			10 RICE S turnover bad pass (2)
04:28	3 BONNER D foul drawn (1)			4 HUNTER T foul personal (1 - 9)
04:28				30 CUNNINGHAM B substitution out
04:28				32 BISHOP C substitution out
04:28				0 ALLEN T substitution in
04:28				1 DISU D substitution in
04:28	3 BONNER D 1&1 free throw 1 made (11)	<b>69-53</b>	<b>16</b>	
04:28	3 BONNER D 1&1 free throw 2 made (12)	<b>70-53</b>	<b>17</b>	
04:15		<b>70-56</b>	<b>14</b>	5 CARR M 3pt FG , jump shot made (8)



**Texas at Baylor**

02/25/23 Ferrell Center, Waco, Texas  
2022-23 Men's Basketball

**Game Time:** 1:00 PM  
**Game Duration:** 2:22  
**Attendance:** 10,499

**Officials:** Gary Maxwell, Kipp Kissinger, Amy Bonner

Game Time	BAY	Score	Diff	TEX
04:15				0 ALLEN T assist (3)
04:00	11 BRIDGES J foul offensive (3 - 9)			1 DISU D foul drawn (5)
04:00	11 BRIDGES J turnover offensive (1)			
04:00	Timeout media			
04:00	23 TCHAMWA TCHATCHOUA J substitution out			
04:00	0 THAMBA F substitution in			
03:51				4 HUNTER T 2pt FG from turnover in the paint, jump shot missed
03:46				1 DISU D offensive rebound (3)
03:46		<b>70-58</b>	<b>12</b>	1 DISU D 2pt FG from turnover second chance in the paint, layup made (24)
03:13	10 FLAGLER A 2pt FG outside the paint, jump shot missed			
03:10	offensive rebound (36)			
02:56	4 CRYER L foul drawn (2)			4 HUNTER T foul shooting (2 - 10)
02:56	4 CRYER L free throw 1 - 2 made (6)	<b>71-58</b>	<b>13</b>	
02:56	4 CRYER L free throw 2 - 2 made (7)	<b>72-58</b>	<b>14</b>	
02:55	4 CRYER L steal (1)			0 ALLEN T turnover lost ball (4)
02:50	11 BRIDGES J turnover lost ball (2)			0 ALLEN T steal (1)
02:46	0 THAMBA F foul shooting (4 - 10)			0 ALLEN T foul drawn (5)
02:46		<b>72-59</b>	<b>13</b>	0 ALLEN T free throw fast break 1 - 2 made (7)
02:46		<b>72-60</b>	<b>12</b>	0 ALLEN T free throw fast break 2 - 2 made (8)
02:40	4 CRYER L turnover bad pass (3)			4 HUNTER T steal (2)
02:35		<b>72-62</b>	<b>10</b>	0 ALLEN T 2pt FG fast break from turnover in the paint, dunk, made (10)
02:35				4 HUNTER T assist (4)
02:33	Timeout 30 Sec			
02:22	Timeout 30 Sec			
02:06	10 FLAGLER A 3pt FG , jump shot missed			
02:03				0 ALLEN T defensive rebound (8)
02:00		<b>72-64</b>	<b>8</b>	0 ALLEN T 2pt FG fast break in the paint, layup made (12)
01:30	10 FLAGLER A 2pt FG outside the paint, jump shot made (13)	<b>74-64</b>	<b>10</b>	
01:20	11 BRIDGES J steal (2)			4 HUNTER T turnover bad pass (1)
01:02	0 THAMBA F 2pt FG from turnover in the paint, dunk, made (11)	<b>76-64</b>	<b>12</b>	
01:02	4 CRYER L assist (4)			
00:50				4 HUNTER T 3pt FG , jump shot missed
00:47				1 DISU D offensive rebound (4)
00:44		<b>76-67</b>	<b>9</b>	10 RICE S 3pt FG second chance, jump shot made (12)
00:43				Timeout 30 Sec
00:42	10 FLAGLER A foul drawn (2)			4 HUNTER T foul personal (3 - 11)
00:42	10 FLAGLER A free throw fast break 1 - 2 missed			
00:42	offensive dead ball rebound (4)			
00:42				0 ALLEN T substitution out
00:42				30 CUNNINGHAM B substitution in
00:42	10 FLAGLER A free throw fast break 2 - 2 made (14)	<b>77-67</b>	<b>10</b>	
00:32		<b>77-70</b>	<b>7</b>	5 CARR M 3pt FG , jump shot made (11)
00:32				30 CUNNINGHAM B assist (3)
00:30				Timeout 60 Sec
00:30				30 CUNNINGHAM B substitution out
00:30				0 ALLEN T substitution in
00:26	3 BONNER D foul drawn (2)			10 RICE S foul personal (5 - 12)



**Texas at Baylor**

02/25/23 Ferrell Center, Waco, Texas  
2022-23 Men's Basketball

**Game Time:** 1:00 PM  
**Game Duration:** 2:22  
**Attendance:** 10,499

**Officials:** Gary Maxwell, Kipp Kissinger, Amy Bonner

Game Time	BAY	Score	Diff	TEX
00:26				10 RICE S substitution out
00:26				30 CUNNINGHAM B substitution in
00:26	3 BONNER D free throw fast break 1 - 2 made (13)	<b>78-70</b>	<b>8</b>	
00:26	3 BONNER D free throw fast break 2 - 2 missed			
00:26				0 ALLEN T defensive rebound (9)
00:21				5 CARR M 3pt FG , jump shot missed
00:19	0 THAMBA F defensive rebound (12)			
00:17	0 THAMBA F foul drawn (6)			1 DISU D foul personal (5 - 13)
00:17				1 DISU D substitution out
00:17				32 BISHOP C substitution in
00:17	0 THAMBA F free throw fast break 1 - 2 missed			
00:17	offensive dead ball rebound (5)			
00:17	0 THAMBA F free throw fast break 2 - 2 made (12)	<b>79-70</b>	<b>9</b>	
00:11				0 ALLEN T turnover offensive goal tending (5)
00:08	4 CRYER L foul drawn (3)			4 HUNTER T foul personal (4 - 14)
00:08	4 CRYER L free throw fast break 1 - 2 made (8)	<b>80-70</b>	<b>10</b>	
00:08	4 CRYER L free throw fast break 2 - 2 made (9)	<b>81-70</b>	<b>11</b>	
00:02		<b>81-72</b>	<b>9</b>	4 HUNTER T 2pt FG in the paint, layup made (13)
<b>END OF GAME</b>				
<b>BAY 81-72 TEX</b>				



Texas at Baylor

02/25/23 Ferrell Center, Waco, Texas  
2022-23 Men's Basketball

Game Time: 1:00 PM  
Game Duration: 2:22  
Attendance: 10,499

Officials: Gary Maxwell, Kipp Kissinger, Amy Bonner

Texas - 45

NO.	Name	Min	FG	3P	FT	Rebounds			Fouls		TP	AS	TO	ST	Blocks		+/-
			M-A	M-A	M-A	OR	DR	TOT	PF	FD					BS	BA	
0	Timmy Allen	F 16:39	4-4	0-0	2-4	2	4	6	2	5	10	2	3	1	0	0	-4
1	Dylan Disu	F 11:54	4-4	1-1	1-2	2	0	2	4	4	10	0	1	1	0	0	0
23	Dillon Mitchell	F 01:22	0-0	0-0	0-0	0	0	0	0	0	0	0	0	0	0	0	0
4	Tyrese Hunter	G 19:23	4-9	2-4	0-1	0	0	0	4	1	10	2	1	2	0	0	-4
5	Marcus Carr	G 18:04	3-8	2-7	0-0	0	1	1	0	0	8	3	0	0	0	0	-4
10	Sir'Jabari Rice	15:00	3-5	1-2	0-0	0	3	3	3	0	7	2	2	0	0	0	-11
32	Christian Bishop	07:29	0-0	0-0	0-0	0	0	0	0	0	0	0	0	0	0	0	-4
2	Arterio Morris	00:37	0-0	0-0	0-0	0	0	0	0	0	0	0	1	0	0	0	-3
30	Brock Cunningham	09:32	0-2	0-2	0-0	0	0	0	1	0	0	2	0	0	0	0	-5
Team						0	0	0			0		0				
<b>Totals</b>			18-32	6-16	3-7	4	8	12	14	10	45	11	8	4	0	0	-7

Shooting By Period		
2 <sup>nd</sup> FG%	18-32	56.3%
3PT%	6-16	37.5%
FT%	3-7	42.9%
GM FG%	18-32	56.3%
3PT%	6-16	37.5%
FT%	3-7	42.9%

Dead Ball Rebounds: 2, 0

Technical Fouls::NONE

Baylor - 52

NO.	Name	Min	FG	3P	FT	Rebounds			Fouls		TP	AS	TO	ST	Blocks		+/-
			M-A	M-A	M-A	OR	DR	TOT	PF	FD					BS	BA	
0	Flo Thamba	F 12:13	2-2	0-0	3-4	0	6	6	3	3	7	0	2	0	0	0	3
11	Jalen Bridges	F 16:47	2-3	1-1	3-3	0	2	2	3	3	8	0	2	2	0	0	2
1	Keyonte George	G 00:00	0-0	0-0	0-0	0	0	0	0	0	0	0	0	0	0	0	0
4	LJ Cryer	G 18:07	1-3	1-3	4-4	0	0	0	0	2	7	2	2	1	0	0	7
10	Adam Flagler	G 18:26	3-7	1-3	2-4	0	1	1	2	2	9	3	1	1	0	0	10
3	Dale Bonner	15:38	4-5	2-2	3-4	0	0	0	0	2	13	4	1	2	0	0	1
23	Jonathan Tchamwa Tchatchoua	07:47	1-2	1-1	0-0	1	1	2	1	0	3	0	1	0	0	0	4
33	Caleb Lohner	03:13	0-0	0-0	0-0	0	0	0	1	0	0	0	0	0	0	0	5
13	Langston Love	07:49	2-3	0-1	1-3	1	1	2	0	2	5	0	0	0	0	0	3
Team						1	1	2			0		0				
<b>Totals</b>			15-25	6-11	16-22	3	12	15	10	14	52	9	9	6	0	0	7

Shooting By Period		
2 <sup>nd</sup> FG%	15-25	60.0%
3PT%	6-11	54.5%
FT%	16-22	72.7%
GM FG%	15-25	60.0%
3PT%	6-11	54.5%
FT%	16-22	72.7%

Dead Ball Rebounds: 5, 0

Technical Fouls::NONE

	TEX	BAY
Biggest lead	0 (1 <sup>st</sup> 20:00)	18 (2 <sup>nd</sup> 9:19)
Best Scoring Run	6(2 <sup>nd</sup> 7:08)	7(2 <sup>nd</sup> 16:31)
Lead Changes	0	
Times Tied	2	
Time with Lead	00:00	17:54

	TEX	BAY
Points from	12	13
Turnovers	12	13
Paint	22	14
Second Chance	7	7
Fast Breaks	9	12
Bench	7	21

	Period by Period Scoring		
	1st	2nd	TOT
TEX	27	45	72
BAY	29	52	81



**Texas at Baylor**

02/25/23 Ferrell Center, Waco, Texas  
2022-23 Men's Basketball

**Game Time:** 1:00 PM  
**Game Duration:** 2:22  
**Attendance:** 10,499

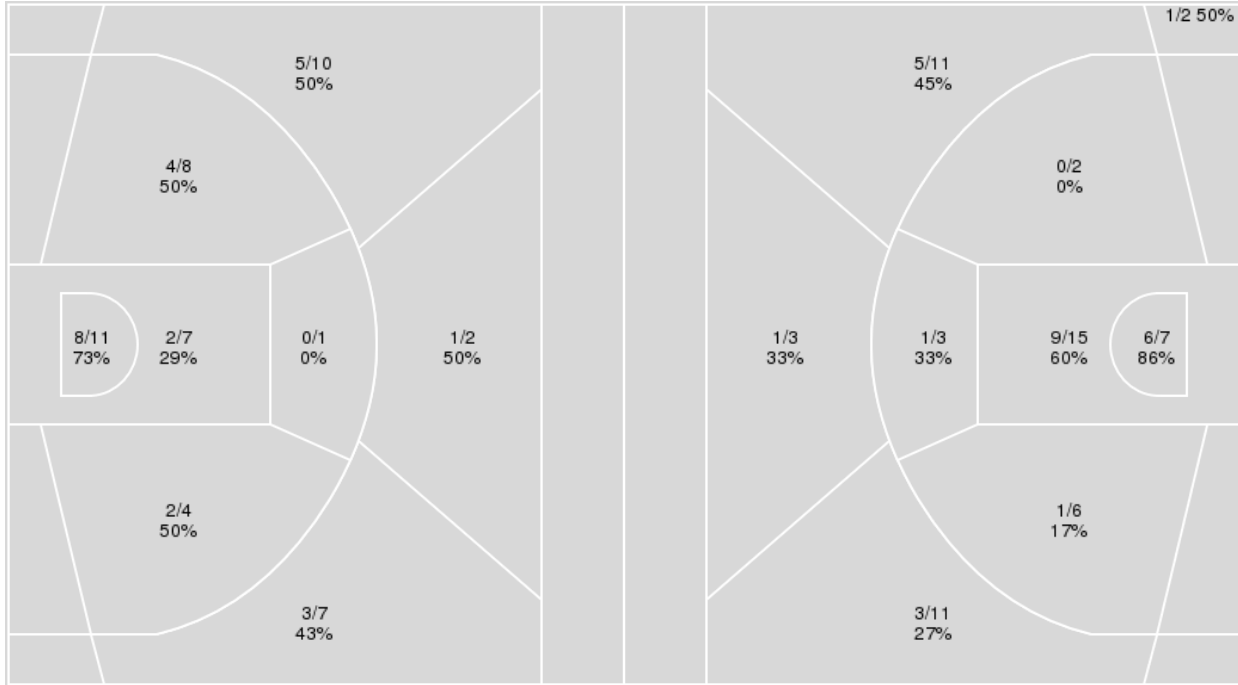
**Officials:** Gary Maxwell, Kipp Kissinger, Amy Bonner

{ Players => All; } FG Types => All; Results => All;

{ Players => All; } FG Types => All; Results => All;

**Baylor**

**Texas**



<b>Baylor</b>	<b>M/A</b>	<b>%</b>
Field Goals	25/50	50
2 Points	16/31	52
3 Points	9/19	47
Free Throws	22/29	76

<b>Texas</b>	<b>M/A</b>	<b>%</b>
Field Goals	27/60	45
2 Points	17/33	52
3 Points	10/27	37
Free Throws	8/12	67



**Texas at Baylor**

02/25/23 Ferrell Center, Waco, Texas  
2022-23 Men's Basketball

Game Time: 1:00 PM  
Game Duration: 2:22  
Attendance: 10,499

Officials: Gary Maxwell, Kipp Kissinger, Amy Bonner

**Texas**

No	Name	Mins		Score		Points Diff		Points per Min		Assists		Rebounds		Steals		Turnovers	
		On	Off	On	Off	On	Off	On	Off	On	Off	On	Off	On	Off	On	Off
0	Timmy Allen	32:45	07:15	62 - 72	10 - 9	-10	1	1.89	1.38	17	3	21	4	6	1	13	2
1	Dylan Disu	26:13	13:47	48 - 52	24 - 29	-4	-5	1.83	1.74	15	5	18	7	6	1	8	7
2	Arterio Morris	04:13	35:47	5 - 11	67 - 70	-6	-3	1.19	1.87	0	20	2	23	1	6	2	13
4	Tyrese Hunter	36:49	03:11	65 - 76	7 - 5	-11	2	1.77	2.20	18	2	22	3	7	0	13	2
5	Marcus Carr	36:46	03:14	67 - 71	5 - 10	-4	-5	1.82	1.55	19	1	24	1	6	1	15	0
10	Sir'Jabari Rice	23:09	16:51	50 - 56	22 - 25	-6	-3	2.16	1.31	14	6	11	14	4	3	9	6
23	Dillon Mitchell	10:32	29:28	14 - 16	58 - 65	-2	-7	1.33	1.97	5	15	8	17	3	4	3	12
30	Brook Cunningham	16:23	23:37	25 - 25	47 - 56	0	-9	1.53	1.99	7	13	12	13	1	6	6	9
32	Christian Bishop	13:10	26:50	24 - 26	48 - 55	-2	-7	1.82	1.79	5	15	7	18	1	6	6	9

**Baylor**

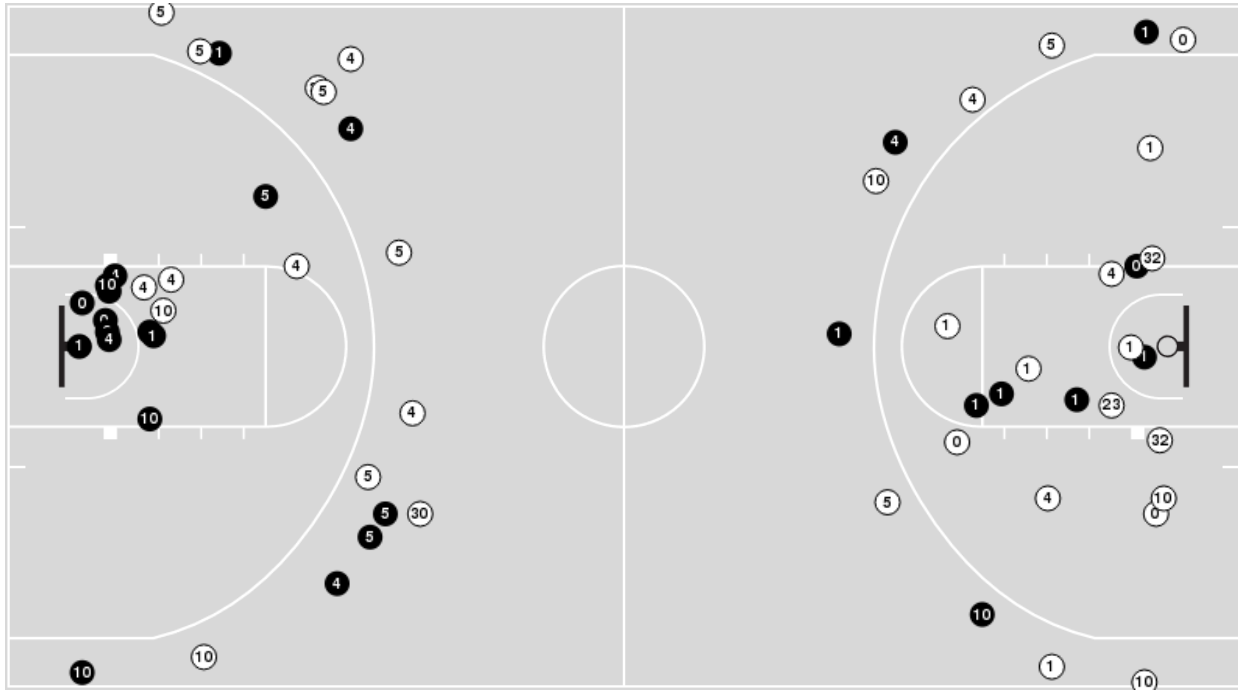
No	Name	Mins		Score		Points Diff		Points per Min		Assists		Rebounds		Steals		Turnovers	
		On	Off	On	Off	On	Off	On	Off	On	Off	On	Off	On	Off	On	Off
0	Flo Thamba	23:13	16:47	46 - 38	35 - 34	8	1	1.98	2.09	6	6	26	11	3	5	14	7
1	Keyonte George	05:38	34:22	4 - 13	77 - 59	-9	18	0.71	2.24	0	12	4	33	0	8	4	17
3	Dale Bonner	20:11	19:49	49 - 39	32 - 33	10	-1	2.43	1.61	8	4	15	22	7	1	9	12
4	LJ Cryer	35:07	04:53	71 - 69	10 - 3	2	7	2.02	2.05	11	1	34	3	7	1	21	0
10	Adam Flagler	37:29	02:31	80 - 66	1 - 6	14	-5	2.13	0.40	12	0	34	3	8	0	18	3
11	Jalen Bridges	33:57	06:03	73 - 66	8 - 6	7	2	2.15	1.32	10	2	32	5	6	2	17	4
13	Langston Love	21:35	18:25	39 - 29	42 - 43	10	-1	1.81	2.28	5	7	24	13	2	6	11	10
15	Josh Ojianwuna	02:50	37:10	0 - 3	81 - 69	-3	12	0.00	2.18	0	12	2	35	1	7	2	19
23	Jonathan Tchamwa Tchatchoua	16:47	23:13	35 - 34	46 - 38	1	8	2.09	1.98	6	6	11	26	5	3	7	14
33	Caleb Lohner	03:13	36:47	8 - 3	73 - 69	5	4	2.49	1.98	2	10	3	34	1	7	2	19



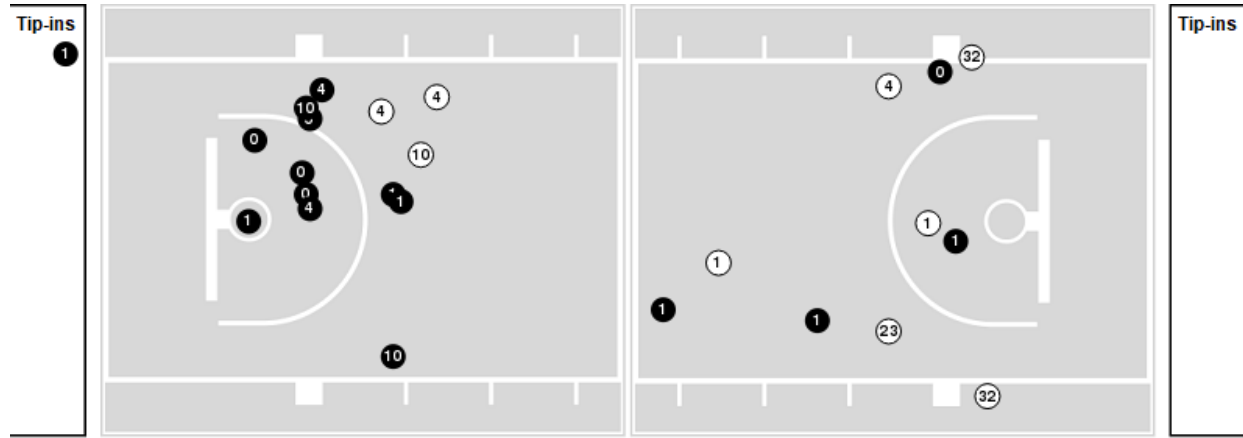


Players => AllFG Types=>AllResults=>All  
**Texas**

**All Field Goals**



**Blow Up Chart**



● Made    ○ Missed    N - Player Number

Texas	M/A	%
Field Goals	27/60	45
2 Points	17/33	52
3 Points	10/27	37
Free Throws	8/12	67

Texas	M/A	%
Points in the Paint	30 (15 / 22)	68
Fast Break Points	17 (12/14)	86
Second Chance Points	9 (4/7)	57
Effective FG%	53	



**Texas at Baylor**

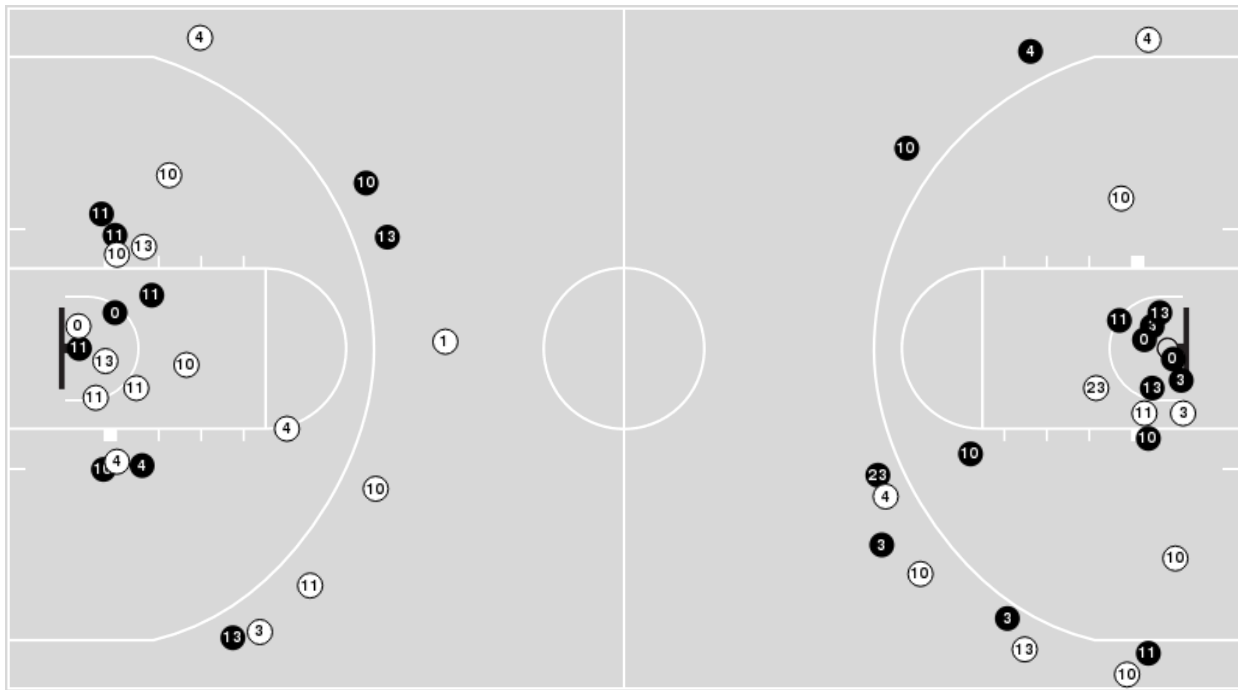
02/25/23 Ferrell Center, Waco, Texas  
2022-23 Men's Basketball

Officials: Gary Maxwell, Kipp Kissinger, Amy Bonner

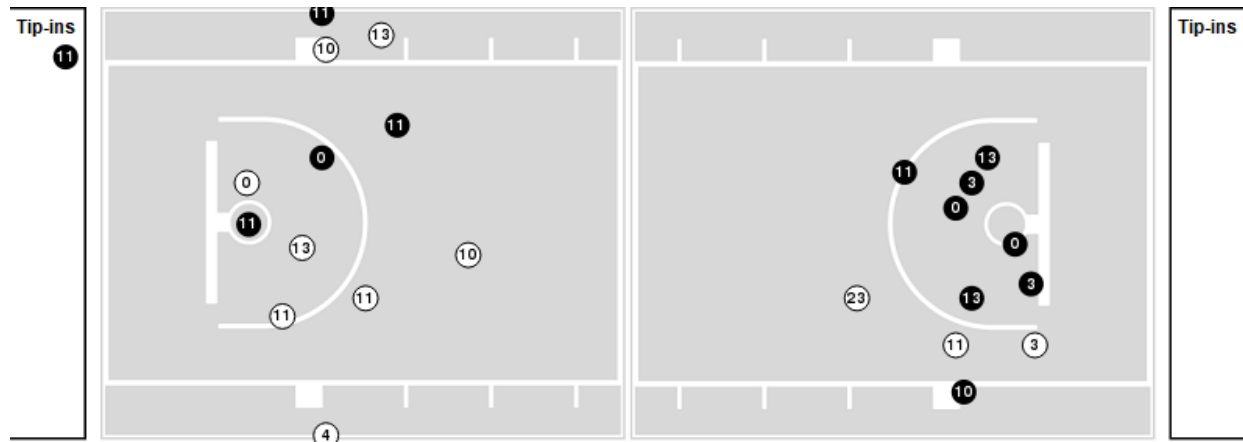
Players => AllFG Types=>AllResults=>All

**Baylor**

**All Field Goals**



**Blow Up Chart**



● Made ○ Missed N - Player Number

Baylor	M/A	%
Field Goals	25/50	50
2 Points	16/31	52
3 Points	9/19	47
Free Throws	22/29	76

Baylor	M/A	%
Points in the Paint	20 (10 / 18)	56
Fast Break Points	13 (11/16)	69
Second Chance Points	11 (8/12)	67
Effective FG%	59	



**Texas at Baylor**

02/25/23 Ferrell Center, Waco, Texas  
2022-23 Men's Basketball

**Game Time:** 1:00 PM  
**Game Duration:** 2:22  
**Attendance:** 10,499

**Officials:** Gary Maxwell, Kipp Kissinger, Amy Bonner

**Texas**

Lineup	Quarter On	Time On	Quarter Off	Time Off	Time on Court	Score	Score Diff	Reb	Stl	Tov	Ass	PPP
0- Allen T/ 1- Disu D/ 4- Hunter T/ 5- Carr M/ 23- Mitchell D/	1	20:00	1	14:50	05:10	10-4	6	6	2	1	4	1.1111
4- Hunter T/ 5- Carr M/ 10- Rice S/ 30- Cunningham B/ 32- Bishop C/	1	14:50	1	12:49	02:01	3-0	3	1	0	0	1	1.0000
2- Morris A/ 5- Carr M/ 10- Rice S/ 30- Cunningham B/ 32- Bishop C/	1	12:49	1	12:00	00:49	2-0	2	1	0	1	0	1.0638
0- Allen T/ 2- Morris A/ 5- Carr M/ 10- Rice S/ 32- Bishop C/	1	12:00	1	12:00	00:00	1-0	1	0	0	0	0	2.2727
0- Allen T/ 2- Morris A/ 4- Hunter T/ 10- Rice S/ 32- Bishop C/	1	12:00	1	10:42	01:18	2-4	-2	0	1	0	0	1.0638
0- Allen T/ 1- Disu D/ 4- Hunter T/ 5- Carr M/ 10- Rice S/	1	10:42	1	09:30	01:12	3-3	0	0	0	1	1	1.5000
0- Allen T/ 1- Disu D/ 4- Hunter T/ 5- Carr M/ 23- Mitchell D/	1	09:30	1	05:30	04:00	2-10	-8	1	0	2	1	0.3333
4- Hunter T/ 5- Carr M/ 10- Rice S/ 30- Cunningham B/ 32- Bishop C/	1	05:30	1	04:26	01:04	0-1	-1	0	0	0	0	0.0000
0- Allen T/ 4- Hunter T/ 5- Carr M/ 30- Cunningham B/ 32- Bishop C/	1	04:26	1	03:57	00:29	0-1	-1	0	0	1	0	0.0000
0- Allen T/ 1- Disu D/ 4- Hunter T/ 5- Carr M/ 30- Cunningham B/	1	03:57	1	03:14	00:43	0-0	0	1	0	1	0	0.0000
0- Allen T/ 1- Disu D/ 2- Morris A/ 4- Hunter T/ 5- Carr M/	1	03:14	1	01:45	01:29	0-4	-4	1	0	0	0	0.0000
0- Allen T/ 1- Disu D/ 5- Carr M/ 10- Rice S/ 30- Cunningham B/	1	01:45	2	20:00	01:45	4-2	2	2	0	0	2	1.3333
0- Allen T/ 1- Disu D/ 4- Hunter T/ 5- Carr M/ 23- Mitchell D/	2	20:00	2	18:38	01:22	2-2	0	1	1	0	0	0.8197
0- Allen T/ 1- Disu D/ 4- Hunter T/ 5- Carr M/ 10- Rice S/	2	18:38	2	15:39	02:59	7-12	-5	0	0	1	3	1.0000
0- Allen T/ 4- Hunter T/ 5- Carr M/ 10- Rice S/ 32- Bishop C/	2	15:39	2	13:21	02:18	6-9	-3	1	0	2	2	1.2000
0- Allen T/ 2- Morris A/ 5- Carr M/ 10- Rice S/ 30- Cunningham B/	2	13:21	2	12:44	00:37	0-3	-3	0	0	1	0	0.0000
0- Allen T/ 4- Hunter T/ 5- Carr M/ 10- Rice S/ 30- Cunningham B/	2	12:44	2	12:44	00:00	0-0	0	0	0	0	0	0.0000
1- Disu D/ 4- Hunter T/ 5- Carr M/ 10- Rice S/ 30- Cunningham B/	2	12:44	2	11:15	01:29	0-2	-2	1	1	0	0	0.0000
0- Allen T/ 1- Disu D/ 4- Hunter T/ 10- Rice S/ 30- Cunningham B/	2	11:15	2	09:21	01:54	3-3	0	1	0	0	1	1.5957
0- Allen T/ 4- Hunter T/ 10- Rice S/ 30- Cunningham B/ 32- Bishop C/	2	09:21	2	09:19	00:02	0-3	-3	0	0	0	0	0.0000
0- Allen T/ 4- Hunter T/ 5- Carr M/ 30- Cunningham B/ 32- Bishop C/	2	09:19	2	06:07	03:12	6-0	6	3	0	0	1	1.7442
4- Hunter T/ 5- Carr M/ 10- Rice S/ 30- Cunningham B/ 32- Bishop C/	2	06:07	2	04:28	01:39	2-5	-3	1	0	1	1	0.6667
0- Allen T/ 1- Disu D/ 4- Hunter T/ 5- Carr M/ 10- Rice S/	2	04:28	2	00:42	03:45	14-8	6	3	2	2	2	1.7766
1- Disu D/ 4- Hunter T/ 5- Carr M/ 10- Rice S/ 30- Cunningham B/	2	00:42	2	00:30	00:13	3-1	2	0	0	0	1	3.0000
0- Allen T/ 1- Disu D/ 4- Hunter T/ 5- Carr M/ 10- Rice S/	2	00:30	2	00:26	00:04	0-0	0	0	0	0	0	0.0000
0- Allen T/ 1- Disu D/ 4- Hunter T/ 5- Carr M/ 30- Cunningham B/	2	00:26	2	00:17	00:08	0-1	-1	1	0	0	0	0.0000
0- Allen T/ 4- Hunter T/ 5- Carr M/ 30- Cunningham B/ 32- Bishop C/	2	00:17	2	00:00	00:18	2-3	-1	0	0	1	0	1.0000



**Texas at Baylor**

02/25/23 Ferrell Center, Waco, Texas  
2022-23 Men's Basketball

**Game Time:** 1:00 PM  
**Game Duration:** 2:22  
**Attendance:** 10,499

**Officials:** Gary Maxwell, Kipp Kissinger, Amy Bonner

**Baylor**

Lineup	Quarter On	Time On	Quarter Off	Time Off	Time on Court	Score	Score Diff	Reb	Stl	Tov	Ass	PPP
0- Thamba F/ 1- George K/ 4- Cryer L/ 10- Flagler A/ 11- Bridges J/	1	20:00	1	14:50	05:10	4-10	-6	4	0	3	0	0.4444
4- Cryer L/ 10- Flagler A/ 13- Love L/ 15- Ojianwuna J/ 23- Tchamwa Tchatchoua J/	1	14:50	1	12:00	02:50	0-3	-3	2	1	2	0	0.0000
1- George K/ 4- Cryer L/ 11- Bridges J/ 13- Love L/ 23- Tchamwa Tchatchoua J/	1	12:00	1	11:32	00:28	0-3	-3	0	0	1	0	0.0000
4- Cryer L/ 10- Flagler A/ 11- Bridges J/ 13- Love L/ 23- Tchamwa Tchatchoua J/	1	11:32	1	08:30	03:02	10-7	3	2	0	2	2	1.7007
3- Bonner D/ 10- Flagler A/ 11- Bridges J/ 13- Love L/ 23- Tchamwa Tchatchoua J/	1	08:30	1	07:35	00:55	2-0	2	1	0	0	0	2.0000
0- Thamba F/ 3- Bonner D/ 10- Flagler A/ 11- Bridges J/ 13- Love L/	1	07:35	1	05:30	02:05	5-0	5	1	1	0	0	1.6667
0- Thamba F/ 3- Bonner D/ 4- Cryer L/ 10- Flagler A/ 11- Bridges J/	1	05:30	1	04:26	01:04	1-0	1	4	0	1	0	0.6944
0- Thamba F/ 3- Bonner D/ 4- Cryer L/ 11- Bridges J/ 13- Love L/	1	04:26	1	03:57	00:29	1-0	1	1	0	2	0	0.4098
0- Thamba F/ 4- Cryer L/ 10- Flagler A/ 11- Bridges J/ 13- Love L/	1	03:57	1	01:45	02:12	4-0	4	5	0	1	1	0.9259
4- Cryer L/ 10- Flagler A/ 11- Bridges J/ 13- Love L/ 23- Tchamwa Tchatchoua J/	1	01:45	2	20:00	01:45	2-4	-2	2	0	0	0	0.6667
0- Thamba F/ 4- Cryer L/ 10- Flagler A/ 11- Bridges J/ 13- Love L/	2	20:00	2	16:31	03:29	12-6	6	5	0	3	1	1.5228
4- Cryer L/ 10- Flagler A/ 11- Bridges J/ 13- Love L/ 23- Tchamwa Tchatchoua J/	2	16:31	2	16:31	00:00	0-0	0	0	0	0	0	0.0000
3- Bonner D/ 4- Cryer L/ 10- Flagler A/ 11- Bridges J/ 23- Tchamwa Tchatchoua J/	2	16:31	2	13:21	03:10	11-9	2	0	2	1	3	1.5988
3- Bonner D/ 4- Cryer L/ 10- Flagler A/ 23- Tchamwa Tchatchoua J/ 33- Lohner C/	2	13:21	2	12:59	00:22	3-0	3	0	1	0	0	2.0833
0- Thamba F/ 3- Bonner D/ 4- Cryer L/ 10- Flagler A/ 33- Lohner C/	2	12:59	2	10:08	02:51	5-3	2	3	0	2	2	1.0000
0- Thamba F/ 3- Bonner D/ 10- Flagler A/ 11- Bridges J/ 13- Love L/	2	10:08	2	08:15	01:53	3-3	0	1	0	0	1	0.8721
4- Cryer L/ 10- Flagler A/ 11- Bridges J/ 13- Love L/ 23- Tchamwa Tchatchoua J/	2	08:15	2	07:22	00:53	0-0	0	2	0	0	0	0.0000
3- Bonner D/ 4- Cryer L/ 11- Bridges J/ 13- Love L/ 23- Tchamwa Tchatchoua J/	2	07:22	2	05:48	01:34	0-3	-3	2	0	0	0	0.0000
3- Bonner D/ 4- Cryer L/ 10- Flagler A/ 11- Bridges J/ 23- Tchamwa Tchatchoua J/	2	05:48	2	04:00	01:48	7-5	2	0	1	1	1	1.8617
0- Thamba F/ 3- Bonner D/ 4- Cryer L/ 10- Flagler A/ 11- Bridges J/	2	04:00	2	00:00	04:00	11-16	-5	2	2	2	1	1.1702



**Texas at Baylor**

02/25/23 Ferrell Center, Waco, Texas  
2022-23 Men's Basketball

**Game Time:** 1:00 PM  
**Game Duration:** 2:22  
**Attendance:** 10,499

**Officials:** Gary Maxwell, Kipp Kissinger, Amy Bonner

**Texas**

Lineup	Time	Score	Score Diff	Pts/Min	Reb	Stl	Tov	Ass	PPP
0- Allen T/ 1- Disu D/ 4- Hunter T/ 5- Carr M/ 23- Mitchell D/	10:32	14-16	-2	1.3291	8	3	3	5	0.8028
0- Allen T/ 1- Disu D/ 4- Hunter T/ 5- Carr M/ 10- Rice S/	08:00	24-23	1	3.0000	3	2	4	6	1.4218
4- Hunter T/ 5- Carr M/ 10- Rice S/ 30- Cunningham B/ 32- Bishop C/	04:44	5-6	-1	1.0563	2	0	1	2	0.6250
0- Allen T/ 4- Hunter T/ 5- Carr M/ 30- Cunningham B/ 32- Bishop C/	03:59	8-4	4	2.0084	3	0	2	1	1.0753
0- Allen T/ 4- Hunter T/ 5- Carr M/ 10- Rice S/ 32- Bishop C/	02:18	6-9	-3	2.6087	1	0	2	2	1.2000
0- Allen T/ 1- Disu D/ 4- Hunter T/ 10- Rice S/ 30- Cunningham B/	01:54	3-3	0	1.5789	1	0	0	1	1.5957
0- Allen T/ 1- Disu D/ 5- Carr M/ 10- Rice S/ 30- Cunningham B/	01:45	4-2	2	2.2857	2	0	0	2	1.3333
1- Disu D/ 4- Hunter T/ 5- Carr M/ 10- Rice S/ 30- Cunningham B/	01:42	3-3	0	1.7647	1	1	0	1	0.8721
0- Allen T/ 1- Disu D/ 2- Morris A/ 4- Hunter T/ 5- Carr M/	01:29	0-4	-4	0.0000	1	0	0	0	0.0000
0- Allen T/ 2- Morris A/ 4- Hunter T/ 10- Rice S/ 32- Bishop C/	01:18	2-4	-2	1.5385	0	1	0	0	1.0638
0- Allen T/ 1- Disu D/ 4- Hunter T/ 5- Carr M/ 30- Cunningham B/	00:51	0-1	-1	0.0000	2	0	1	0	0.0000
2- Morris A/ 5- Carr M/ 10- Rice S/ 30- Cunningham B/ 32- Bishop C/	00:49	2-0	2	2.4490	1	0	1	0	1.0638
0- Allen T/ 2- Morris A/ 5- Carr M/ 10- Rice S/ 30- Cunningham B/	00:37	0-3	-3	0.0000	0	0	1	0	0.0000
0- Allen T/ 4- Hunter T/ 10- Rice S/ 30- Cunningham B/ 32- Bishop C/	00:02	0-3	-3	0.0000	0	0	0	0	0.0000
0- Allen T/ 2- Morris A/ 5- Carr M/ 10- Rice S/ 32- Bishop C/	00:00	1-0	1	∞	0	0	0	0	2.2727
0- Allen T/ 4- Hunter T/ 5- Carr M/ 10- Rice S/ 30- Cunningham B/	00:00	0-0	0	NaN	0	0	0	0	0.0000



**Texas at Baylor**

02/25/23 Ferrell Center, Waco, Texas  
2022-23 Men's Basketball

**Game Time:** 1:00 PM  
**Game Duration:** 2:22  
**Attendance:** 10,499

**Officials:** Gary Maxwell, Kipp Kissinger, Amy Bonner

**Baylor**

Lineup	Time	Score	Score Diff	Pts/Min	Reb	Stl	Tov	Ass	PPP
0- Thamba F/ 4- Cryer L/ 10- Flagler A/ 11- Bridges J/ 13- Love L/	05:41	16-6	10	2.8152	10	0	4	2	1.3115
4- Cryer L/ 10- Flagler A/ 11- Bridges J/ 13- Love L/ 23- Tchamwa Tchatchoua J/	05:40	12-11	1	2.1176	6	0	2	2	1.2146
0- Thamba F/ 1- George K/ 4- Cryer L/ 10- Flagler A/ 11- Bridges J/	05:10	4-10	-6	0.7742	4	0	3	0	0.4444
0- Thamba F/ 3- Bonner D/ 4- Cryer L/ 10- Flagler A/ 11- Bridges J/	05:04	12-16	-4	2.3684	6	2	3	1	1.1070
3- Bonner D/ 4- Cryer L/ 10- Flagler A/ 11- Bridges J/ 23- Tchamwa Tchatchoua J/	04:58	18-14	4	3.6242	0	3	2	4	1.6917
0- Thamba F/ 3- Bonner D/ 10- Flagler A/ 11- Bridges J/ 13- Love L/	03:58	8-3	5	2.0168	2	1	0	1	1.2422
0- Thamba F/ 3- Bonner D/ 4- Cryer L/ 10- Flagler A/ 33- Lohner C/	02:51	5-3	2	1.7544	3	0	2	2	1.0000
4- Cryer L/ 10- Flagler A/ 13- Love L/ 15- Ojianwuna J/ 23- Tchamwa Tchatchoua J/	02:50	0-3	-3	0.0000	2	1	2	0	0.0000
3- Bonner D/ 4- Cryer L/ 11- Bridges J/ 13- Love L/ 23- Tchamwa Tchatchoua J/	01:34	0-3	-3	0.0000	2	0	0	0	0.0000
3- Bonner D/ 10- Flagler A/ 11- Bridges J/ 13- Love L/ 23- Tchamwa Tchatchoua J/	00:55	2-0	2	2.1818	1	0	0	0	2.0000
0- Thamba F/ 3- Bonner D/ 4- Cryer L/ 11- Bridges J/ 13- Love L/	00:29	1-0	1	2.0690	1	0	2	0	0.4098
1- George K/ 4- Cryer L/ 11- Bridges J/ 13- Love L/ 23- Tchamwa Tchatchoua J/	00:28	0-3	-3	0.0000	0	0	1	0	0.0000
3- Bonner D/ 4- Cryer L/ 10- Flagler A/ 23- Tchamwa Tchatchoua J/ 33- Lohner C/	00:22	3-0	3	8.1818	0	1	0	0	2.0833