



BAYLOR

MEN'S BASKETBALL



BIG 12 CONFERENCE

GAME 29

8/8 **TEXAS** (22-6, 11-4 Big 12) vs. 9/10 **BAYLOR** (20-8, 9-6 Big 12)



Feb. 25, 2023 • 1:00 p.m. CT • Watch: ESPN and ESPN App • Listen: ESPN Central Texas & Varsity Network App
Waco, Texas • The Ferrell Center (10,284) • Social Media: @BaylorMBB | #SicEm | #CultureofJOY

MEDIA INFORMATION

TV: ESPN and the ESPN App

Talent: Dave O'Brien (pxp), Dick Vitale (analyst), Kris Budden (Sideline)

ESPN Radio: Pat O'Keefe (pxp), Bob Valvano (analyst)

BU Radio: Learfield / 1660 AM & 92.3 FM in Central Texas and the Varsity Network App

Talent: John Morris (pxp), Pat Nunley (analyst)

Satellite Radio: Sirius 84, XM 84, Internet 84

Social Media: @BaylorMBB | #SicEm | #CultureofJOY

All-Time Series Baylor is 96-164

Drew Era Baylor is 20-22

Waco Baylor is 57-66

Austin Baylor is 34-90

Neutral Baylor is 8-8

Last Meeting Jan. 30, 2023 – TEX 76-71

2022-23 SCHEDULE & RESULTS

DATE	BU	OPP	OPPONENT	TV	TIME/SCORE
N7	5/6	—	MISS. VALLEY STATE	ESPN+	W, 117-53
N11	5/6	—	NORFOLK STATE	ESPN+	W, 87-70
N14	5/6	—	NORTHERN COLORADO	ESPN+	W, 95-62
N18	5/6	16/14	vs. Virginia ¹	ESPN2	L, 79-86
N20	5/6	8/7	vs. UCLA ¹	ESPN	W, 80-75
N23	7/7	—	MCNEESE STATE	ESPN+	W, 89-60
N29	6/10	—	at Marquette ²	FS1	L, 70-96
D2	6/10	14/12	vs. Gonzaga	Peacock	W, 64-63
D6	12/12	—	TARLETON	ESPN+	W, 80-57
D18	11/11	—	vs. Washington State ³	ESPN2	W, 65-59
D20	12/13	—	NORTHWESTERN STATE	ESPN+	W, 58-48
D28	12/13	—	NICHOLLS	ESPN+	W, 85-56
D31	12/13	rv/rv	• at Iowa State	ESPNU	L, 62-77
J4	19/16	17/17	• TCU	ESPN2	L, 87-88
J7	19/16	rv/rv	• KANSAS STATE	ESPN+	L, 95-97 ^{OT}
J11	rv/rv	—	• at West Virginia	ESPN+	W, 83-78
J14	rv/rv	—	• OKLAHOMA STATE	ESPN2	W, 74-58
J17	21/22	nr/rv	• at Texas Tech	ESPNU	W, 81-74
J21	21/22	—	• at Oklahoma	ESPN2	W, 62-60
J23	17/17	9/9	• KANSAS	ESPN	W, 75-69
J28	17/17	rv/nr	ARKANSAS ⁴	ESPN	W, 67-64
J30	11/11	10/10	• at Texas	ESPN	L, 71-76
F4	11/11	—	• TEXAS TECH	CBS	W, 89-62
F8	14/12	—	• OKLAHOMA	ESPNU	W, 82-72
F11	14/12	17/19	• at TCU	ESPN2	W, 72-68
F13	9/9	nr/nr	• WEST VIRGINIA	ESPN2	W, 79-67
F18	9/9	5/7	• at Kansas	ESPN	L, 71-87
F21	9/10	14/16	• at Kansas State	ESPN2	L, 65-75
F25	9/10	8/8	• TEXAS	ESPN	1 pm
F27	—	—	• at Oklahoma State	ESPN	8 pm
M4	—	—	• IOWA STATE	ESPN/2	11 am
M8-11	—	—	Big 12 Championship ⁵	ESPN/2/U	TBA

SCHEDULE KEY

1 – Continental Tire Main Event (Las Vegas, Nev.)

2 – Big 12-Big East Battle at Fiserv Forum (Milwaukee, Wisc.)

3 – Coast-to-Coast Pac 12 Challenge at American Airlines Center (Dallas)

4 – SEC/Big 12 Challenge at the Ferrell Center (Waco, Texas)

5 – Big 12 Championship at T-Mobile Center (Kansas City)

Rankings: AP/Coaches at time of game; All times Central

BAYLOR ATHLETICS COMMUNICATIONS

MATT ROBERTS

Associate Director

254-227-2280 • WM_Roberts@baylor.edu

STORY LINES

- No. 9 Baylor puts its six-game home win streak on the line against No. 8 Texas in a Saturday matinee on ESPN.
- Saturday is the 261st series meeting – the most-played rivalry in Baylor history dating back 107 years.
- BU is 12-2 in its last 14 games vs. Texas since Feb. 20, 2016 (5-0 in Waco, 6-2 in Austin, 1-0 in KC).
- The Bears have won six of the last seven meetings in Waco with the last loss coming Feb. 1, 2016.
- Baylor is 22-9 vs. Texas since snapping a 24-game series losing streak at the 2009 Big 12 Championship.
- This is the fourth-straight meeting where both programs are ranked, the longest such streak in series history.
- BU has won six of the last seven series meetings when Texas was ranked.
- Baylor is 80-22 against in-state opponents since the start of the 2011-12 season, and the Bears have Advanced deeper into postseason play than any of Texas' 23 Division I teams in five of the last nine seasons.
- The Bears are aiming to avoid a series sweep at the hands of the Longhorns for the first time since 2014.
- In the last meeting in Waco, No. 3 BU won 80-63 against No. 20 Texas. In that game, all five BU starters scored in double-figures but the Bears lost **Jonathan Tchamwa Tchatchoua** to a season-ending knee injury.
- BU is coming off an 75-65 loss to Kansas State where the Wildcats shot 58% in the second half.
- Against KSU, **Tchamwa Tchatchoua** recorded his first double-double in 392 days with 11 points and 12 rebounds.
- **Keyonte George** had a game-high 23 points against the Cats, setting a new program record for the most 20-point games by a freshman (12).
- **George's** 16.9 points per game rank third among freshman in Division I.
- Baylor's eight quad-one victories are the third most in the Big 12 and fourth most in the country.
- Baylor is 12-3 against top-10 ranked teams over the last 3 years, beating Nos. 5, 9, 6, 6, 10, 6, 1, 6, 8, 5, 8 an 9.
- Drew has won 20+ games in 14 of the last 16 years – the Bears had 3 seasons of 20+ wins prior to his arrival.
- BU has won 8+ Big 12 games in 12-straight seasons after winning 8+ just 3 times in the league's first 15 years.
- Baylor has double-digit Big 12 wins in 7 of the last 8 years and 9 of the last 13 seasons. BU didn't reach double-digit Big 12 wins in any of its first 13 years in the league.
- BU has won 75-straight when shooting a higher percentage than its opponent (last loss March 2, 2019 at K-State).
- The Bears are a nations-best 26-11 vs. AP top-25 teams over the last four years, with 16 of those wins coming away from home.
- At 25-9, BU has the best Big 12 road record over the last four seasons, and is one of just three teams with a .500+ road record in the conference during that span.
- Baylor's 52-14 Big 12 record over the last four seasons is the best of any Power-5 team.
- BU is 163-95 in Big 12 play in 13 seasons since 2010 after going 59-149 in the league's first 13 seasons.
- Against TCU, BU trailed by 10 with 8:44 to play, overcoming a 10-point deficit 2nd-half deficit on the road for the first time in over three years (1/18/20, at OSU).
- **Adam Flagler** scored 16-straight second-half points against the Frogs to lift BU to its fourth Big 12 road win of the season (T-most in the conference).
- **Flagler** is second in the Big 12 (17th in the nation) in assist-turnover ratio (2.89).

TEAM INFORMATION

BAYLOR (20-8, 9-6 Big 12)

Ranking	9 – AP, 10 – Coaches
Head Coach	Scott Drew (Butler, 1993)
Career Record	437-241 (21st season)
BU Record	417-230 (20th season)
vs. Texas	20-22

TEXAS (22-6, 11-4 Big 12)

Ranking	8 – AP, 8 – Coaches
Head Coach	Rodney Terry (St. Edwards – 1990)
Career Record	178-161 (11th season)
Texas Record	15-5 (1st season)
vs. Baylor	1-0
SID	Scott McConnell – sm@utexas.edu

BAYLOR 2022-23 STATS

#	P	NAME	YR	PPG	RPG	APG	MPG
1	G	Keyonte George	Fr.	16.9	4.5	2.9	29.7
10	G	Adam Flagler	Sr.	15.6	2.4	4.8	33.4
4	G	LJ Cryer	Jr.	14.9	2.2	2.0	31.7
11	F	Jalen Bridges	Jr.	9.5	5.8	1.0*	26.5
23	F	J. Tchamwa Tchatchoua	Sr.	6.0	6.0	0.7*	21.9
13	G	Langston Love	Fr.	6.6	2.3	0.9	17.3
0	F	Flo Thamba	Sr.	5.0	4.7	0.4*	21.5
15	F	Josh Ojianwuna	Fr.	4.8	3.8	0.4*	14.1
3	G	Dale Bonner	Sr.	3.7	1.3	2.8	18.1
33	F	Caleb Lohrer	Jr.	3.3	3.9	0.4	13.0
32	F	Zach Loveday	Jr.	1.1	0.6	0.1*	3.4
5	F	Jordan Turner	Jr.	0.2	1.0	0.0	2.6
2	F	Jake Younkin	Jr.	0.0	0.0	0.0	1.4

* - blocks per game

GAME 29 – TEXAS

PRONUNCIATIONS

KEYONTE George	Key-AHN-tay
DANTWAN Grimes	DAN-twan
John JAKUS	JAYK-us
Caleb LOHNER	LOH-ner
Josh OJIANWUNA	Oh-JON-woo-nuh
Jonathan TCHAMWA TCHATCQUA	CHOM-wuh CHAA-chew-wuh
Flo THAMBA	THOM-buh
Jake YOUNKIN	YUN-kin

BAYLOR IN THE RANKINGS

WEEK	W/L	AP	COACHES
Preseason	0-0	5th (1,200)	6th (632)
Nov. 14	1-0	5th (1,253)	6th (643)
Nov. 21	4-1	7th (1,102)	7th (543)
Nov. 28	5-1	6th (1,111)	10th (497)
Dec. 5	6-2	12th (841)	12th (382)
Dec. 12	7-2	11th (881)	11th (387)
Dec. 19	8-2	12th (873)	13th (468)
Dec. 26	9-2	12th (888)	13th (477)
Jan. 2	10-3	19th (520)	16th (290)
Jan. 9	10-5	RV (93)	RV (48)
Jan. 16	12-5	21 (267)	22 (133)
Jan. 23	14-5	17 (497)	17 (256)
Jan. 30	16-5	11 (905)	11 (428)
Feb. 6	17-6	14 (832)	12 (453)
Feb. 13	19-6	9 (1,072)	9 (549)
Feb. 20	20-7	9 (1,013)	10 (512)
Feb. 27	–	–	–
March 6	–	–	–
March 13	–	–	–
FINAL	–	–	–

ACTIVE STREAKS

CONSECUTIVE STARTS

92	Flo Thamba
80	Jalen Bridges (28 at BU)
28	Keyonte George
17	Adam Flagler
15	LJ Cryer

CONSECUTIVE GAMES PLAYED

94	Flo Thamba
91	Jalen Bridges
90	Caleb Lohner
28	Keyonte George
16	Adam Flagler
15	LJ Cryer
6	Langston Love
6	Jonathan Tchamwa Tchatchoua
3	Josh Ojjanwuna

CONSECUTIVE GAMES WITH 3-POINTER

7	Langston Love
7	Adam Flagler
5	LJ Cryer
3	Keyonte George

CONSECUTIVE GAMES WITH 10+ POINTS

4	LJ Cryer
2	Keyonte George

QUICK HITS

- Last year, Baylor claimed its 7th conference title in program history (1932, 1946, 1948, 1949, 1950, 2021, 2022).
- Baylor is the first team other than Kansas to win back-to-back Big 12 Titles since Iowa State in 2000 and 2001.
- No Big 12 team other than Kansas has won three-straight titles in conference history.
- Selected ninth overall by the San Antonio Spurs in June's NBA Draft, **Jeremy Sochan** gave BU back-to-back lottery picks for the first time in program history (**Davion Mitchell** 9th overall to Sacramento in 2021).
- The Bears have had 10 picks in the last 10 drafts, which is the most in the state of Texas and second-most in the Big 12 since 2012.
- With **Kendall Brown's** selection at No. 48 overall in the 2022 Draft, Baylor became one of five schools with multiple picks in back-to-back NBA Drafts.
- BU's four draft selections in the last two drafts trail only Duke (6) and Kentucky (5).
- BU is 53-5 in home games over the last four seasons.
- Baylor has sold over 6,000 season tickets this season, a record-high for the program.
- Baylor has reached the 25-win milestone in each of the last 3 seasons and in 7 of the last 13 years. Prior to that, BU reached 25 wins just once in the program's first 103 years (25-5 in 1945-46).
- Baylor is 26-11 against ranked teams over the last four seasons, including a 16-5 mark away from home.
- Baylor's 51-14 Big 12 record over the last four seasons is the best record of any Power-5 team.
- Head coach **Scott Drew** is in his 20th season at Baylor with a school-record 417 career victories.
- Over the last 4 seasons, Baylor is 81-9 when leading at the half and 100-12 when taking a 2nd-half lead.
- Baylor spent a school-record 54-straight weeks ranked in the top-10 of the AP Poll, from Dec. 16, 2019-Dec 5, 2022.
- BU set a school-record streak of 65-straight weeks ranked in the AP Top 25 (previous record was 25). The streak lasted from Nov. 5, 2019 to Jan 9, 2023 (1,161 Days).
- Baylor has been ranked in all 25 spots in the AP Top 25 at some point in the last 8 years.
- Baylor has been No. 1 ranked in 4 of the last 7 seasons (Gonzaga, Duke and Kansas are only others).
- Baylor and Kansas are the only Power-5 schools to win 18+ games every year since 2008.
- Baylor has built leads of 10+ points in 49 of 64 games since the start of the 2021 NCAA Tournament (50-14 record).
- BU has built double-digit leads in 96 of 120 games over the last 4 seasons.
- BU went 305 days between losses last year, the longest in program history (March 12, 2021 – Jan. 11, 2022).
- BU had a 36-game non-conference winning streak with 813 days between losses (Nov. 8, 2019 – Jan. 29, 2022).
- Last year, Baylor became the first program to start consecutive seasons 15-0 since Syracuse in 2010-11 and 2011-12.
- Baylor's streak of 10 consecutive postseasons is tied as the nation's 6th-longest active streak.
- Baylor is 1 of 9 teams nationally to appear in every postseason since 2012 (8 NAAs, 2 NITs).
- Baylor is 111-12 when leading at halftime over the last 6 seasons (80-9 over last four seasons).
- Baylor has won 90% of its games when leading at the half since 2011-12 (230-28).
- Entering 2022-23 Baylor is 274-106 over the last 11 seasons, averaging 24.5 wins per season since 2011-12.
- Baylor's 291 wins since 2011-12 are second-most in the Big 12 behind only Kansas (342).
- Baylor is 382-161 since 2007-08, the first year Drew's staff had a full allotment of scholarships.
- Six of Baylor's players have used or are currently using a redshirt year. Three after transferring to BU (Flagler, Grimes, Tchamwa Tchatchoua), one before transferring (Bonner) and two as freshmen – Turner and Langston Love.
- Eleven of Baylor's 12 starting point guards under Drew have earned All-Big recognition (17 of last 18 seasons).
- Baylor has the nation's 9th-longest active streak with at least one 3-point FG made in 1,023 straight games – the last time Baylor failed to make a 3-pointer was over 33 years ago, on Feb. 21, 1990 vs. Texas Tech (0-8).

2022-23 BAYLOR BASKETBALL ROSTER

NO.	NAME	POS.	HT.	WT.	CL.	EXP.	HOMETOWN/HIGH SCHOOL (PREVIOUS COLLEGE)
0	Flo Thamba	F	6-10	250	5Sr.	4L	Kinshasa, Democratic Republic of Congo/Mountain Mission School
1	Keyonte George	G	6-4	185	Fr.	HS	Lewisville, Texas/IMG Academy
2	Jake Younkin	G	6-3	195	Jr.	HS	Loveland, Ohio/Cincinnati Hills Christian Academy
3	Dale Bonner	G	6-2	170	Sr.#	1L	Shaker Heights, Ohio/Shaker Heights HS (Fairmont State)
4	LJ Cryer	G	6-1	190	Jr.	2L	Katy, Texas/Morton Ranch HS
5	Jordan Turner	G/F	6-8	195	Jr.#	2L	Houston, Texas/Sunrise Christian
10	Adam Flagler	G	6-3	185	RSr.%	2L	Duluth, Ga./Duluth HS (Presbyterian)
11	Jalen Bridges	F	6-7	225	Jr.	TR	Fairmont, W.Va./Fairmont Senior HS (West Virginia)
12	Dantwan Grimes	G	6-2	190	Jr.	TR	Ocala, Fla./PHS Academy (Kilgore)
13	Langston Love	G	6-5	210	RFr.^	SQ	Universal City, Texas/Montverde Academy
15	Josh Ojjanwuna	F	6-10	230	Fr.	HS	Asaba, Nigeria/NBA Global Academy
20	Austin Sacks	F	6-7	200	Jr.	SQ	Encino, Calif./Oakwood HS (Santa Clara)
23	Jonathan Tchamwa Tchatchoua	F	6-8	250	Sr.%	2L	Douala, Cameroon/NBA Global Academy - Australia (UNLV)
32	Zach Loveday	F	7-0	240	So.	2L	Gallipolis, Ohio/Huntington Prep
33	Caleb Lohner	F	6-8	235	Jr.	TR	Flower Mound, Texas/Watsatch Academy (BYU)

- sat out 2018-19 as redshirt % - sat out 2019-20 season as redshirt ^ - sat out 2021-22 as redshirt

COACHING STAFF

Head Coach: Scott Drew (Butler, 1993), 20th season at Baylor (21st season as Division I head coach)

Associate Head Coach: Alvin Brooks III (Idaho State, 2002), 7th season at Baylor

Associate Head Coach: John Jakus (Trinity International, 1999), 6th season at Baylor

Assistant Coach: Jared Nuness (Valparaiso, 2001), 13th season at Baylor

Special Assistant to the Head Coach: Bill Peterson (Eckerd, 1979), 6th season at Baylor

Director of Basketball Operations: Luke Simons (Purdue, 2000), 1st season at Baylor

Director of Video Operations: Ty Beard (Baylor, 2009), 6th season at Baylor

Director of Player Development: Tweety Carter (Baylor, 2010) 1st season

Director of Recruiting Operations: Jason Smith (Baylor, 2011), 2nd season at Baylor

ONE OF THE GREATEST REBUILDS IN NCAA HISTORY

- **Scott Drew** became Baylor's head coach in 2003, starting of one of the greatest rebuilds in NCAA history.
- Drew is one of 10 active men's Division I coaches with at least 400 wins at their current school.
- Drew is one of 2 active coaches to have won an NCAA Title and an NIT Title. He is the only active coach to have won both at the same school (John Calipari NCAA: Kentucky, NIT: Memphis).
- Drew was named 2020 NBC Sports National Coach of the Year and 2017 Basketball Times National COY.
- Drew is now in his 20th season at Baylor and is the school's all-time wins leader (417).
- Baylor has a .706 winning percentage (382-161) since Drew's first year with no scholarship restrictions in 2007-08 and a .727 winning percentage (290-110) over the last 11 seasons since 2011-12.
- Drew (52) is the youngest active collegiate head coach to win a National Championship.
- In Drew's first 19 seasons at Baylor, 51 players have gone on to professional careers.
- Was announced as a member of the Texas Sports Hall of Fame Class of 2023.
- He is the 23rd BU player or coach to be inducted into the Texas Sports Hall of Fame
- Will be inducted April 15, 2023, alongside Texas legends like Michael Strahan (Texas Southern), Adrian Peterson (Palestine High School) and Priest Holmes (Marshall High School & the University of Texas)

UP NEXT

- BU will be featured on ESPN's final "Big Monday" of the Season when they face Oklahoma State in Stillwater.
- The Bears will return home for the regular-season finale and will honor its senior class prior to the game.

NATION'S-BEST 26-11 VS. RANKED TEAMS OVER LAST FOUR SEASONS

- Baylor is a nation's-best 26-11 against AP Top-25 ranked teams since 2019-2020.
- BU is 10-3 at home vs. ranked teams in the last 3 seasons – wins vs. #12 Arizona (Dec. 2019), #18 Butler (Dec. 2019), #14 West Virginia (Feb. 2020), #9 Kansas (Jan. 2021), #17 Oklahoma State (March 2021), #18 Texas Tech (March 2021), #6 Villanova (Dec. 2021), #20 Texas (Feb. 2022), #5 Kansas (Feb. 2022) and #9 Kansas (Feb. 2023) and losses by 3 points to #3 Kansas (Feb. 2020) and #19 Texas Tech (Jan. 2022).
- The record includes 16-7 away from home, with neutral wins vs. #17 Villanova (Nov. 2019), vs. #5 Illinois (Nov. 2020), vs. #18 Villanova (March 2021), vs. #10 Arkansas (March 2021), vs. #6 Houston (April 2021), #1 Gonzaga (April 2021), #8 UCLA and #14 Gonzaga, with road wins at #22 Texas Tech (Jan. 2020), at #4 Kansas (Jan. 2020), at #15 Texas Tech (Jan. 2021), at #6 Texas (Feb. 2021), at #6 West Virginia (March 2021), at #8 Iowa State (January 2022), at #21 Texas (Feb. 2022) and at #17 TCU (Feb. 2023).

TEXAS TWO STEP

- Saturday is the 261st series meeting – the most-played rivalry in Baylor history dating back 107 years.
- BU is 12-2 in its last 14 games vs. Texas since Feb. 20, 2016 (5-0 in Waco, 6-2 in Austin, 1-0 in KC).
- Baylor is aiming to avoid its first season sweep at the hands of the Horns since 2014.
- The Bears have won six of the last seven meetings in Waco with the last loss coming Feb. 1, 2016.
- Baylor is 22-9 vs. Texas since snapping a 24-game series losing streak at the 2009 Big 12 Championship.
- This is the fourth-straight meeting where both programs are ranked, the longest such streak in series history.
- BU has won six of the last seven series meetings when Texas was ranked.

THE LAST MEETING

- BU shot .368 its fourth-straight game shooting below 38% in a 76-71 loss at No. 10 Texas.
- After the Bears tied the game to start the second-half, Texas went on an 8-0 run to wrestle back the league they would never give back.
- **LJ Cryer** scored a team-high 19 points, leading the team in scoring for a second time in three games, his 11th 15+ point game of the season.
- **Keyonte George** tallied 17 points, his 14th game of 15+ points this season.

MILESTONE WATCH

- With a win over Tarleton (12/6), fifth-year senior **Flo Thamba** became the program's all-time winningest player in both career games (108) and wins in games participated in (100).
- Thamba has 144 career games played, the most in program history.
- With a win over TCU, the senior tallied the most Big 12 wins in program history, and continues to build on the record (54).

NOTABLE STREAKS

- Baylor has taken a lead in 146-consecutive games (last wire-to-wire loss Dec. 1, 2018 at Wichita State).
- BU has won 75-straight when shooting a higher percentage than its opponent (last loss March 2, 2019 at K-State).
- Baylor has won 42-straight games when shooting 50% or higher (last loss March 18, 2018 vs. Mississippi State).
- Baylor has made 2 or more 3-pointers in 174-consecutive games (last on Jan. 2, 2018 vs. TCU).



SCOTT DREW
HEAD COACH
20TH SEASON AT BAYLOR

THE DREW FILE

PERSONAL

Birthdate: Oct. 23, 1970
Birthplace: Kansas City, Mo.
Family: Wife, Kelly; daughter Mackenzie, sons Peyton and Brody

EDUCATION

College: Butler, 1993; Valparaiso, 1994 (Master's)

COACHING EXPERIENCE

1993-01 Valparaiso (assistant coach)
2001-02 Valparaiso (associate head coach)
2002-03 Valparaiso (head coach)
2003-pres. Baylor (head coach)

THE DREW WORKSHEET

YEAR	SCHOOL	OVERALL	CONF.
2002-03	Valparaiso	20-11	12-2
2003-04	Baylor	8-21	3-13
2004-05	Baylor	9-19	1-15
2005-06†	Baylor	4-13	4-12
2006-07	Baylor	15-16	4-12
2007-08	Baylor ¹	21-11	9-7
2008-09	Baylor ²	24-15	5-11
2009-10	Baylor ¹	28-8	11-5
2010-11	Baylor	18-13	7-9
2011-12	Baylor ¹	30-8	12-6
2012-13*	Baylor ²	23-14	9-9
2013-14	Baylor ¹	26-12	9-9
2014-15	Baylor ¹	24-10	11-7
2015-16	Baylor ¹	22-12	10-8
2016-17	Baylor ¹	27-8	12-6
2017-18	Baylor ²	19-15	8-10
2018-19	Baylor ¹	20-14	10-8
2019-20	Baylor ³	26-4	15-3
2020-21	Baylor ¹	28-2	13-1
2021-22	Baylor ¹	27-7	14-4
2022-23	Baylor	20-7	9-5
TOTAL	21st season	437-241	186-163
BAYLOR	20th season	417-230	174-161

† Baylor played no non-conference schedule due to NCAA sanctions.
* Two of Baylor's wins were credited to interim head coach Jerome Tang.
¹ NCAA Tournament Appearances | ² NIT Appearances | ³ COVID-19 pandemic

DREW VS. 2022-23 OPPONENTS

OPPONENT	CAREER
Arkansas	3-1
Central Arkansas	4-0
Gonzaga	2-4
Iowa State	20-14
Kansas	8-28
Kansas State	18-18
Marquette	0-1
McNeese State	2-0
Mississippi Valley	2-0
Nicholls State	3-0
Norfolk State	4-0
Northern Colorado	1-0
Northwestern State	4-0
Oklahoma	19-23
Oklahoma State	23-18
Oregon	3-1
Tarleton	1-0
Texas	20-22
TCU	17-5
Texas Tech	24-15
UCLA	1-0
Virginia	0-1
Washington State	2-2
West Virginia	16-8
CAREER W-L TOTAL	437-241

GAME 29 – TEXAS

MISCELLANEOUS STATISTICS

Current Streak.....	Lost 2
Current Home Streak.....	Won 6
Current Neutral Streak.....	Won 3
Current Road Streak.....	Lost 1
Last Win.....	Feb. 13 vs. West Virginia (79-67)
Last Home Win.....	Feb. 13 vs. West Virginia (79-67)
Last Neutral Win.....	Dec. 18 vs. Washington St. (65-59)
Last Road Win.....	Feb. 11 at TCU (72-68)
Last Loss.....	Feb. 21 at No. 14 Kansas State (65-75)
Last Home Loss.....	Jan. 7 vs. KSU (95-97) ^{OT}
Last Neutral Loss.....	Nov. 18 vs. No. 16 Virginia (86-79)
Last Road Loss.....	Feb. 21 at No. 14 Kansas State (65-75)

2022-23 RECORD BY STARTING LINEUP

George (g), Flagler (g), Cryer (g), Bridges (f), Thamba (f).....	17-7
George (g), Bonner (g), Love (g), Bridges (f), Thamba (f).....	1-0
George (g), Bonner (g), Cryer (g), Bridges (f), Thamba (f).....	1-0
George (g), Flagler (g), Bonner (g), Bridges (f), Thamba (f).....	1-1

RECORD WHEN...

	2022-23		DREW
	ALL	B12	ERA
Leading or tied at halftime	17-4	7-3	339-55
Trailing at halftime	3-3	2-2	80-174
Shoot 50 percent or higher	5-0	2-0	186-12
Shoot lower than 50 percent	15-8	7-6	232-218
Shoot higher pct than opponent	12-0	4-0	352-29
Shoot lower percentage than opp	8-8	5-6	67-201
Opp. shoot lower than 50 percent	16-3	7-3	388-122
Opp. shoot 50 percent or higher	4-5	2-3	31-108
Score fewer than 60 points	1-0	—	18-53
Score 60-plus points	19-8	9-6	401-178
Score 70-plus points	14-6	8-4	344-77
Score 80-plus points	11-2	4-2	178-15
Score 90-plus points	2-1	0-1	72-4
Score 100-plus points	1-0	—	27-0
Opp. score fewer than 50 points	1-0	—	44-1
Opp. score fewer than 60 points	5-0	—	153-9
Opp. score fewer than 70 points	14-0	5-0	302-57
Opp. score fewer than 80 points	18-3	9-3	395-151
Opp. score 80-plus points	0-5	0-3	21-79
Opp. score 90-plus points	0-2	0-1	3-22
More rebounds than opponent	12-7	4-5	310-90
Equal/fewer rebounds than opp.	8-1	5-1	109-140
Fewer turnovers than opp.	14-1	6-0	231-76
Equal/more turnovers than opp.	6-7	3-6	188-154
Games decided by 5 or fewer pts	6-3	3-3	83-68
OT games	0-1	0-1	21-7
Games as a ranked team	18-8	7-6	253-84
Games vs. AP ranked opponents	4-5	2-4	67-110
Games following a win	15-5	8-3	295-130
Games following a loss	5-3	2-3	123-100
More points in paint than opp.	10-2	3-1	289-91
Equal/fewer pts in paint than opp.	10-6	6-5	130-139
More points off TO than opp.	14-1	5-1	267-79
Equal/fewer pts off TO than opp.	6-7	4-5	152-151
More bench points than opp.	9-3	3-3	250-116
Equal/fewer bench points than opp.	11-5	6-3	169-114
More 2nd-chance points than opp.	12-8	6-6	254-123
Equal/fewer 2nd-ch. pts than opp.	8-0	3-0	165-107
Playing in November	5-2	—	90-18
Playing in December	5-1	0-1	94-20
Playing in January	6-3	5-3	97-69
Playing in February	4-2	4-2	79-75
Playing in March	—	—	54-48
Playing in April	—	—	4-1

THE BIG 12'S MOST WINS ON CONFERENCE CHALLENGES

- Baylor is 13-4 in conference challenges – 8-2 in Big 12/SEC Challenge, 3-1 in Big 12/Pac-10, 2-1 in Big 12/Big East.
- Baylor's 13-4 record in conference challenges (Big 12-Big East, Big 12/SEC, Big 12/Pac-12) is best in the Big 12, followed by Kansas at 12-7, OSU at 12-8, Texas Tech at 10-8, Iowa State at 9-8, Texas at 9-8, OU at 9-10, TCU at 7-7, K-State at 8-12 and WVU at 5-10.

ANOTHER TALENTED CROP HEADED TO WACO

- BU signed Miro Little and Ja'Kobe Walker on signing day, the 21st-ranked class according to ESPN.com.
- Walter is rated as a five-star prospect (No. 17 overall) by ESPN. BU has signed a five-star prospect in each of the last three classes.
- A native of McKinney, Texas, Walter led McKinney High School to its first-ever state championship game in 2021-22, before transferring to Link Academy in Branson, Mo., for the 2022-23 season.
- Walter is the sixth McDonald All-American in program history.
- Miro Little is rated as a four-star prospect from Helsinki, Finland, by way of Sunrise Christian Academy in Bel Aire, Kan. He is BU's 3rd player to sign out of Sunrise Christian in the last five years. (Turner 2019 & Kendall Brown 2021)
- Little averaged 15.6 points, 4.0 assists and 9.4 rebounds to help Finland to the third-place game in Division B U18 European Championships.
- This past summer, he became the youngest Finnish player to ever play for the senior team when he helped them to the quarterfinals of the FIBA EuroBasket Championships.

CATS USE ANOTHER SECOND-HALF SURGE TO SWEEP THE BEARS

- Kansas State shot 58% in the second half to outscore BU by 13 points in the second half.
- The Wildcats swept the season series for the first time since 2019.
- **Jonathan Tchamwa Tchatchoua** recorded his first double-double in 392 days with 11 points and 12 rebounds.
- **Keyonte George** had a game-high 23 points against the Cats, setting a new program record for the most 20-point games by a freshman (12).

BEARS DROP ROAD CONTEST AT KANSAS

- Baylor led by as many as 17 points in the first half, but Kansas went on a 21-4 run to end the first half and start the second, to take control of the game for an 87-71 win.
- Kansas committed just four turnovers, the fewest by a Baylor opponent since 2014.
- Baylor had multiple 20-point scorers for the eighth time this season.
- **Adam Flagler** (22) eclipsed the 20-point mark for the 8th time, and led the team in assists (7) for an 18th time this season.
- **Keyonte George** scored 20 points for an 11th time, tying Lawrence Roberts for the most 20-point games by a freshman in program history.
- BU is the only team with at least one win over Kansas in each of the last four seasons.

CRYER GOES OFF IN HOME WIN OVER TCU

- **LJ Cryer** hit eight of his 11 three pointers (two shy of the school record) en route to 26 points.
- **Cryer** became the ninth BU player to make 8+ threes in a game and the first since MaCio Teague had a school-record 10 against Texas Tech (3/7/21).
- BU shot a season high .519 from three-point range.
- Baylor won its 42nd-straight game when shooting over 50%.

FLAGLER LEADS A 10-POINT COMEBACK ON THE ROAD AT NO. 17 TCU

- **Adam Flagler** scored 16-straight points for Baylor to turn a six-point deficit into a four-point BU lead, and sealed the win 72-68 with a pair of free throws with :01 remaining.
- BU shot a season-best .923% (12-13) from the free throw line .
- The win marked BU's first 10-point comeback on the road in over three years (1/18/20 at OSU).
- **LJ Cryer** scored 23 points on a season-best .727% shooting.

THREE-HEADED BEARS SWEEP AWAY OKLAHOMA

- **Langston Love, Adam Flagler** and **Keyonte George** combined for 62 of Baylor's 82 points to sweep the season series from OU.
- The win over the Sooners marked the sixth time this season BU had multiple 20-point scorers.
- BU won the turnover battle for a 14th time this season and improved to 13-1 in those games.
- The win was Baylor's 10th-straight against the Sooners in the regular season.

BEARS BLITZ TEXAS TECH IN BLOWOUT WIN

- Baylor shot a season high .583 from the field and scored 89 points against the Red Raiders, the most in the series since 2002.
- With 26 assists and just eight turnovers, Baylor posted its highest assist-turnover ratio of the season (3.25).
- **Jonathan Tchamwa Tchatchoua** played for the first time in 357 days following catastrophic knee injury suffered on Feb. 12, 2022.
- With 18 points **Jalen Bridges** extended his double-figure scoring streak to nine games, the longest active streak on the team.

SHOOTING STRUGGLES CONTINUE IN LOSS AT NO. 10 TEXAS

- BU shot .368 its fourth-straight game shooting below 38% in a 76-71 loss at No. 10 Texas.
- After the Bears tied the game to start the second-half, Texas went on an 8-0 run to wrestle back the league they would never give back.
- **LJ Cryer** scored a team-high 19 points, leading the team in scoring for a second time in three games, his 11th 15+ point game of the season.
- **Keyonte George** tallied 17 points, his 14th game of 15+ points this season.

CHALLENGE ACCEPTED

- Baylor held off Arkansas 67-64 to win its sixth-straight game and finish the SEC/Big 12 challenge at 8-2 the best record in either conference.
- **Keyonte George** scored nine of Bu's last 11 points to secure the win in front of the second-largest crowd in Ferrell Center History.
- **LJ Cryer** poured in 20 points, his fourth 20-point output of the season.
- It marked the third time BU had multiple players score 20-plus points this season.

BAYLOR BEATS KANSAS FOR A FOURTH-STRAIGHT SEASON

- The Bears controlled the game, leading for 38:39 en route to a 75-69 win over the Jayhawks, BU's third-straight in Waco.
- **LJ Cryer** finished with a team-leading 22 points on 8-of-16 shooting with three assists and two boards in 37 minutes.
- **Cryer** had five 3-pointers in the first half, the first player with 5 triples in the first half since Adam Flagler had 5 at Oregon last season.
- Baylor improved to 12-1 vs. top-10 ranked teams in the last three years and are 10-4 in home games against top-10 foes over the last 10 seasons.

BAYLOR STEALS A ROAD WIN AT OKLAHOMA

- Despite trailing for nearly half the game, Jalen Bridges and Adam Flagler hit clutch three-pointers in the final 1:30 to go from trailing by two, to leading by four, which put the game out of reach.
- BU had a season high 30 second-chance points, its most since they had 32 against Washington State on 12/23/2010.
- BU's .362 FG% was its lowest in a win since they shot .317% in a 74-49 win over K-State on 1/25/22.

BEARS HOLD OFF TEXAS TECH FOR THIRD-STRAIGHT BIG 12 WIN

- Leading by as much as 16 in the second half, BU held off a hard-charge from the home-standing Red Raiders 81-74 to move to 3-3 in conference play.
- Baylor improved to 78-21 against in-state opponents since the start of the 2011-2012 season.
- Texas Tech allowed a season-high 48 points against the Bears.
- George recorded his eighth 20-point game of the season the most by a freshman since Aaron Bruce had nine in 2004-2005.

BEARS PUT UP A LIGHTS-OUT PERFORMANCE AGAINST OKLAHOMA STATE

- After starting the game on a 13-0 run, Baylor led wire-to-wire to win a second-straight game over Oklahoma State.
- The Bears improved to 153-9 under Scott Drew (5-0 this season) when holding teams to below 60 points.
- A city-wide power outage caused the arena to lose power at the 11:00 minute mark of the 2nd half, causing a 20-minute delay.
- **LJ Cryer** scored a game-high 16 points his most since he scored 19 at Marquette on 11/29.
- With 11 points, **Adam Flagler** extended his streak of 10+ point games to 17.

BEARS BREAK THROUGH IN BIG 12 PLAY AGAINST WEST VIRGINIA

- Baylor held off West Virginia 83-78 in overtime for its first Big 12 win of the season
- **Keyonte George** scored 32 points, the most by a freshman since LaceDarius Dunn had 38 against Texas Tech in 2008.
- In his return to West Virginia, **Jalen Bridges** recorded his first double-double at Baylor with 10 points and 11 rebounds.
- The Bears snapped a three-game losing streak, the longest since 2018-2019.

BEARS FORCE OVERTIME BUT FALL IN RETURN OF JEROME TANG

- Ismael Massoud hit a go-ahead three pointer with 32 seconds left in overtime to Snap BU's seven-game winning streak over Kansas State.
- **Jalen Bridges'** three-pointer with 22 seconds left tied the game and sent it to overtime.
- **Keyonte George** scored 22 points, his sixth 20-point performance of the season, the most by a freshman since Perry Jones III in 2010-2011 (6).
- BU dropped to 21-7 in overtime games under **Scott Drew**.

MILES & TCU USE SECOND-HALF SURGE TO DROP BU

- TCU erased a 17-point deficit, hitting a game-winning shot with 0:04 seconds left to drop the Bears to 0-2 in Big 12 Play.
- Baylor went on a 9:11 field goal drought in the second-half that allowed TCU back into the game.
- The Frogs blitzed the Bears 23-2 in fast-break points
- Keyonte George scored 20+ points for a team-leading fifth time, the most 20-point games by a freshman since Perry Jones III (6).
- TCU's Mike Miles dropped a career-high 33 points

@BAYLORMBB

2022-23 HONORS

LJ CRYER

- Preseason All-Big 12 (Honorable Mention)
- Big 12 Player of the Week (11/21)
- Big 12 Player of the Week (1/30)

KEYONTE GEORGE

- Preseason Big 12 Freshman of the Year
- Big 12 Newcomer of the Week (1/2)
- Big 12 Co-Newcomer of the Week (12/5)
- Naismith Award Midseason Team
- Jerry West Award Top-10
- Wooden Award Midseason Top-25
- Oscar Robertson Trophy Midseason Watch List
- Preseason All-Big 12 (Honorable Mention)
- Preseason All-America Second Team (Sporting News)
- Preseason All-America Third Team (CBS Sports)
- Preseason All-America HM (The Almanac)
- NABC Player of the Year Watch List
- Wooden Award Preseason Top 50 Watch List

SCOTT DREW

Texas Sports Hall of Fame Class of 2023

ADAM FLAGLER

- Preseason All-Big 12 Team
- Big 12 Player of the Week (11/14)
- Big 12 Player of the Week (2/13)
- Naismith Award Midseason Team
- Jerry West Award Top-10
- Wooden Award Midseason Top-25
- Oscar Robertson Trophy Midseason Watch List
- Jerry West Award Watch List
- Preseason All-America Third Team (CBS Sports)
- Preseason All-America Third Team (The Almanac)
- NABC Player of the Year Watch List
- Wooden Award Preseason Top 50 Watch List

MISCELLANEOUS

CHARGES DRAWN BU 55, OPP 56

13	Keyonte George
10	Adam Flagler
8	Flo Thamba
7	Jalen Bridges
6	LJ Cryer
4	Dale Bonner
3	Langston Love
2	Josh Ojianwuna
2	Caleb Lohner

DUNKS BU 62, OPP 63

14	Josh Ojianwuna
15	Flo Thamba
12	Jalen Bridges
11	Caleb Lohner
4	Dale Bonner
3	Keyonte George
2	Langston Love
2	Zach Loveday
1	Jonathan Tchamwa Tchatchoua

KENPOM RANKINGS (2022-23 SEASON)

CATEGORY	NATIONAL	BIG 12
Team Rankings — +20.9	14th	3rd
Adj. Offensive Eff. — 121.6	2nd	1st
Adj. Defensive Eff. — 100.7	93rd	10th

GAME 29 – TEXAS

LARGEST LEADS & DEFICITS

	W/L	HALFTIME	LARGEST	LARGEST
	SCORE	MARGIN	LEAD	DEFICIT
MVSU	W, 117-53	+40 (61-21)	+66	—
Norfolk State	W, 87-70	+8 (42-34)	+21	-1
Northern Colorado	W, 95-62	+18 (44-26)	+38	-3
vs. Virginia	L, 79-86	+3 (33-30)	+7	-22
vs. UCLA	W, 80-75	+2 (37-35)	+9	-3
McNeese State	W, 89-60	+9 (39-30)	+36	-4
at Marquette	L, 70-96	-26 (25-51)	+5	-32
vs. Gonzaga	W, 64-63	+5 (38-33)	+12	-7
Tarleton	W, 80-57	+9 (39-30)	+23	-2
vs. Washington St.	W, 65-59	+6 (31-25)	+8	-6
Northwestern St.	W, 58-48	+2 (24-22)	+16	-4
Nicholls State	W, 85-56	+14 (45-31)	+30	—
at Iowa State	L, 62-77	-3 (34-31)	+9	-18
TCU	L, 87-88	+10 (49-39)	+17	-3
Kansas State	L, 95-97	— (47-47)	+6	-8
at West Virginia	W, 83-78	+6 (33-27)	+8	-5
Oklahoma State	W, 74-58	+16 (39-23)	+28	—
at Texas Tech	W, 81-74	+8 (48-40)	+16	-2
at Oklahoma	W, 62-60	-4 (26-30)	+6	-6
Kansas	W, 75-69	+7 (41-34)	+7	-1
Arkansas	W, 67-64	-6 (27-33)	+11	-8
at Texas	L, 71-76	-2 (38-36)	+3	-9
Texas Tech	W, 89-62	+4 (38-34)	+30	-5
Oklahoma	W, 82-72	+6 (41-35)	+11	-2
at TCU	W, 72-68	-3 (31-34)	+6	-10
West Virginia	W, 79-62	+7 (36-29)	+19	-7
at Kansas	L, 71-87	+13 (45-32)	+17	-18
at Kansas State	L, 65-75	+3 (34-31)	+8	-14
Texas	—	—	—	—
at Oklahoma State	—	—	—	—
Iowa State	—	—	—	—

GAME TRENDS

	W/L	TIME	TIME	TIME
	SCORE	LEADING	TRAILING	TIED
MVSU	W, 117-53	38:20	0:00	1:40
Norfolk State	W, 87-70	38:47	0:18	0:55
Northern Colorado	W, 95-62	37:26	0:22	2:12
vs. Virginia	L, 79-86	14:27	20:03	5:30
vs. UCLA	W, 80-75	28:45	4:38	6:37
McNeese State	W, 89-60	33:57	4:15	1:48
at Marquette	L, 70-96	4:21	35:09	0:30
vs. Gonzaga	W, 64-63	26:16	9:10	4:34
Tarleton	W, 80-57	32:13	3:25	4:22
vs. Washington St.	W, 65-59	23:24	13:04	3:32
Northwestern St.	W, 58-48	30:58	5:59	3:03
Nicholls	W, 85-56	39:42	0:00	0:18
at Iowa State	L, 62-77	18:04	21:31	0:25
TCU	L, 87-88	34:14	2:30	3:16
Kansas State	L, 95-97	28:36	12:19	4:05
at West Virginia	W, 83-78	30:50	4:06	5:04
Oklahoma State	W, 74-58	39:43	0:00	0:17
at Texas Tech	W, 81-74	38:06	0:21	1:33
at Oklahoma	W, 62-60	14:30	19:57	5:33
Kansas	W, 75-69	38:29	0:52	0:39
Arkansas	W, 67-64	22:23	14:57	2:40
at Texas	L, 71-76	4:24	33:28	2:08
Texas Tech	W, 89-62	27:31	8:03	4:26
Oklahoma	W, 82-72	38:24	1:23	0:13
at TCU	W, 72-68	18:25	16:52	4:43
West Virginia	W, 79-67	31:34	7:41	0:15
at Kansas	L, 71-87	18:52	17:25	3:43
at Kansas St.	L, 65-75	8:16	26:36	5:08
Texas	—	—	—	—
at Oklahoma State	—	—	—	—
Iowa State	—	—	—	—
TOTAL		762:17 (67.8%)	321:00 (23.8%)	79:13 (7.0%)

CYCLONES SLOW DOWN THE SHORT-HANDED BEARS TO OPEN CONFERENCE PLAY

- Playing without **L.J. Cryer** ISU snapped Baylor's four-game winning streak in Ames, the longest road winning streak by either team in the series.
- **Adam Flagler** scored a season-high 18 first-half points, his 12th-straight double-figure scoring effort, and his fourth-straight against Iowa State.
- **Keyonte George** notched a double-figure scoring effort for the 11th time this season.
- Iowa State used a 10-0 run late in the first half to take a halftime lead they would never relinquish.

BEARS BEAT BACK THE COUGARS IN BIG D

- **Keyonte George** led the Bears with 19 points, leading the team in scoring for a third-straight game, to hold off Washington State.
- With BU facing its largest deficit of the second half, **George** scored or assisted on nine of Baylor's next 10 points to take the lead back for good.
- With 12 points, **Adam Flagler** scored in double figures for an 11th-straight game.
- It was **Flagler's** 80th career double-figure scoring effort (10 this season, 48 at Baylor)

SHORTHANDED BEARS HOLD OFF TARLETON

- Baylor played without its two leading scorers in **Adam Flagler** and **LJ Cryer**.
- Baylor improved to 61-17 against in-state opponents since the start of the 2011-12 season.
- With 100 career wins, Flo Thamba is now the winningest player in program history (Only includes games played).
- The senior also set a new program record with his 108th win of his career (including all games regardless of participation).
- Langston Love made his first-career start and notched his first-career 20-point game, a new career high.
- **Keyonte George** had a game-high 22 points, his third 20-point game this season.

STRUTTING THEIR STUFF, BU TAKES THE INAUGURAL PEACOCK CLASSIC VS. GONZAGA

- Baylor trailed by seven with 1:31 to play in the game, but back-to-back threes by **Adam Flagler** and a pair of clutch free throws from **Jalen Bridges** gave BU its second-straight win over the Zags.
- The Bears built on the nations best record against AP Top 25 teams over the last 4 years (24-7, 15 of those coming away from home).
- The Bears limited Gonzaga, the nation's best offense, to a season-low 63 points in the win.
- **Keyonte George** led all scorers with 18 points, the fourth time he led the Bears in eight games

BEARS DROP ROAD CONTEST AT MARQUETTE

- Baylor played in front of its largest crowd of the season (14,022), and its largest since last year against Oklahoma in the Big 12 Tournament (15,805).
- **LJ Cryer** had a team-high 19 points, and has averaged 20.4 points per game in his last five contests.
- With four made threes, **Adam Flagler** made 4+ three pointers in five of seven games this season.
- **Keyonte George** scored in double figures for the sixth time in seven games

BEARS ROPE THE COWBOYS

- The Bears finished with 30 assists, the first game with 30+ assists since BU had 33 against McNeese State on 11/15/21.
- **LJ Cryer** scored the first 10 points of the game (10-0 run), and finished with 16 points, his fifth game in double figures this season.
- **Cryer** is averaging 20.8 points over the last three games, and has made multiple three-pointers in 13-straight games.
- **Keyonte George** had a game-high 17 points, his fifth game of 13+ points.
- **Dale Bonner** set a new career high with 12 assists. His previous high was 11 assists at Fairmont State against Bowie State (11/30/19) and Concord (2/8/21).

BLISTERING THE BRUINS

- Baylor held off No. 8 UCLA 80-75, thanks in part to a career-high 28 points for **LJ Cryer**, while **Adam Flagler** chipped in 22 points.
- **Cryer** found his stroke in the second half, scoring 18 points on 5-of-8 shooting, including three of his four three-pointers and a pair of clutch free throws to seal the game.
- BU improved to 11-1 in its last 12 games against AP Top-10 teams.
- Baylor improved to 10-1 in its last 11 meetings against Pac 12 opponents, including 6-straight wins.

BEARS SUFFER FIRST LOSS OF THE SEASON AGAINST NO. 16 VIRGINIA

- Baylor dropped its first game of the season, 86-79, against No. 16 Virginia in a matchup of two of the last three national champions.
- BU held a 33-30 lead at the half, before a 14-0 second-half run by the Cavaliers put them in control of the game.
- **Keyonte George** scored 20+ points for the second time in four games.
- **LJ Cryer** hit a 3-pointer for a 16th-consecutive game
- **Caleb Lohner** set a new Baylor career high with 11 points, his most since scoring 20 with BYU against Long Beach State, in the opening round of the NIT.

BAYLOR BEATS BACK NORTHERN COLORADO

- Scott Drew won his 400th game at Baylor, becoming one of 10 active Division 1 men’s coaches with 400+ wins at their current school.
- 299 points through the first three games were the most in program history.
- Dale Bonner matched a career high with 6 steals. He is the fifth player in program history with multiple games of 6+ steals (Micheal Williams, Terry Black, Wendell Greenleaf and A.J. Walton).
- Jalen Bridges scored in double figures for a third-straight game. It is the first time in his career he has reached double figures in three-straight games.
- With 13 points and 10 assists, Adam Flagler recorded the second double-double of his career.

STRONG SHOWING AGAINST THE SPARTANS

- BU defeated Norfolk State 87-70 in an NCAA Tournament rematch at the Ferrell Center (11/11)
- The Bears improved to 3-1 under Scott Drew when facing an NCAA Tournament foe the following season.
- 38 three-point attempts tied for the 5th most in school history (2nd most in the Drew Era), and were the most since BU shot 39 against Alcorn State (11/23/02).
- **Keyonte George** scored 23 points in the win, which was the most points by a freshman since Jared Butler scored 31 against Kansas in 2019.
- **Jalen Bridges** set a new Baylor career high with 20 points, two points shy of his career high of 22.

DEALT WITH THE DELTA DEVILS

- BU Improved to 18-2 in season openers under Scott Drew with a 117-53 win over MVSU (11/7).
- 117 points were the most by a Baylor team since the Bears scored 118 against Savannah State on 12/17/2017.
- BU’s 64-point win was the third-largest margin of victory in program history and the most since beating Hardin Simmons by 69 on Jan. 19, 2013.
- **Jalen Bridges, Keyonte George and Langston Love** all scored 13 points, which are the most in a BU debut since LJ Cryer had 17 against Louisiana on 11/28/2020.
- **Adam Flagler** reached the 20-point mark for the second-straight game (21). Scoring in double figures in 23 of his last 25 games.

SUCCESS IN TOURNAMENTS

- Baylor is 40-13 in regular-season tournaments during the Drew era, including titles in 4 of the last 5 tournaments.
- BU is 27-5 in its eight regular-season tournaments since 2013-14, going 3-1, 3-1, 3-1, 4-0, 4-0, 3-1, 3-0, 3-0 and 1-1.
- BU advanced to championship games in the 2007 Paradise Jam (won), 2008 76 Classic (lost), 2011 Las Vegas Classic (won), 2013 Maui Invitational (lost), 2014 Las Vegas Invitational (lost), 2016 Battle 4 Atlantis (won), 2017 Hall of Fame Classic (won), 2019 Myrtle Beach Invitational (won) and 2021 Battle 4 Atlantis (won).
- Baylor has won six regular-season tournament titles under Drew – 2021 Battle 4 Atlantis, 2019 Myrtle Beach Invitational, 2017 Hall of Fame Classic, 2016 Battle 4 Atlantis, 2011 Las Vegas Classic and 2007 Paradise Jam.

TWO-STRAIGHT NO. 1 SEEDS

- Baylor earned its second-straight No. 1 seed last year – the previous high was No. 3 in 2010, 2012, 2015 and 2017 – and if 2020 had been played, the Bears likely would’ve become just the 11th team all-time to earn 3-straight No. 1 seeds.
- Baylor has earned a top-3 seed in 6 of the last 12 NCAA Tournaments.
- BU is 15-5 in NCAAAT games as the higher seed, but 2021 was the first time as a higher seed after the Sweet 16.
- BU is 3-5 in NCAAAT games as the lower/same seed, though four of those five losses were to top-2 seeds.

YEAR – ROUND	MATCHUP	WINNER	SCORE	SITE
1988 First Round	No. 8 Baylor vs. No. 9 Memphis	Memphis	75-60	South Bend, Ind.
2008 First Round	No. 6 Purdue vs. No. 11 Baylor	Purdue	79-60	Washington, D.C.
2010 First Round	No. 3 Baylor vs. No. 14 Sam Houston St.	Baylor	68-59	New Orleans, La.
2010 Second Round	No. 3 Baylor vs. No. 11 Old Dominion	Baylor	76-68	New Orleans, La.
2010 Sweet 16	No. 3 Baylor vs. No. 10 Saint Mary’s	Baylor	72-49	Houston, Texas
2010 Elite Eight	No. 1 Duke vs. No. 3 Baylor	Duke	78-71	Houston, Texas
2012 First Round	No. 3 Baylor vs. No. 14 South Dakota State	Baylor	68-60	Albuquerque, N.M.
2012 Second Round	No. 3 Baylor vs. No. 11 Colorado	Baylor	80-63	Albuquerque, N.M.
2012 Sweet 16	No. 3 Baylor vs. No. 10 Xavier	Baylor	75-70	Atlanta, Ga.
2012 Elite Eight	No. 1 Kentucky vs. No. 3 Baylor	Kentucky	82-70	Atlanta, Ga.
2014 First Round	No. 6 Baylor vs. No. 11 Nebraska	Baylor	74-60	San Antonio, Texas
2014 Second Round	No. 3 Creighton vs. No. 6 Baylor	Baylor	85-55	San Antonio, Texas
2014 Sweet 16	No. 2 Wisconsin vs. No. 6 Baylor	Wisconsin	69-52	Anaheim, Calif.
2015 First Round	No. 3 Baylor vs. No. 14 Georgia State	Georgia State	57-56	Jacksonville, Fla.
2016 First Round	No. 5 Baylor vs. No. 12 Yale	Yale	79-75	Providence, R.I.
2017 First Round	No. 3 Baylor vs. No. 14 New Mexico State	Baylor	91-73	Tulsa, Okla.
2017 Second Round	No. 3 Baylor vs. No. 11 USC	Baylor	82-78	Tulsa, Okla.
2017 Sweet 16	No. 3 Baylor vs. No. 7 South Carolina	South Carolina	70-50	New York, N.Y.
2019 First Round	No. 8 Syracuse vs. No. 9 Baylor	Baylor	78-69	Salt Lake City, Utah
2019 Second Round	No. 1 Gonzaga vs. No. 9 Baylor	Gonzaga	83-71	Salt Lake City, Utah
2021 First Round	No. 1 Baylor vs. No. 16 Hartford	Baylor	79-55	Indianapolis, Ind.
2021 Second Round	No. 1 Baylor vs. No. 9 Wisconsin	Baylor	76-63	Indianapolis, Ind.
2021 Sweet 16	No. 1 Baylor vs. No. 5 Villanova	Baylor	62-51	Indianapolis, Ind.
2021 Elite Eight	No. 1 Baylor vs. No. 3 Arkansas	Baylor	81-72	Indianapolis, Ind.
2021 Final Four	No. 1 Baylor vs. No. 2 Houston	Baylor	78-59	Indianapolis, Ind.
2021 Championship	No. 1 Baylor vs. No. 1 Gonzaga	Baylor	86-70	Indianapolis, Ind.
2022 First Round	No. 1 Baylor vs. No. 16 Norfolk State	Baylor	85-49	Fort Worth, Texas
2022 Second Round	No. 1 Baylor vs. No. 8 North Carolina	North Carolina	93-86	Fort Worth, Texas

DOUBLE-FIGURE GAMES

POINTS	22-23	CAREER
Adam Flagler	22	93 (61 at BU)
Keyonte George	21	21
LJ Cryer	17	32
Jalen Bridges	15	30 (15 at BU)
Langston Love	9	9
Dale Bonner	4	52 (4 at BU)
Flo Thamba	2	12
Josh Ojianwuna	2	2
J. Tchamwa Tchatchoua	2	19 (18 at BU)
Caleb Lohner	1	17 (1 at BU)
Jordan Turner	—	1
Zach Loveday	—	1

REBOUNDS	22-23	CAREER
Flo Thamba	2	6
Caleb Lohner	1	11 (1 at BU)
J. Tchamwa Tchatchoua	1	11 (9 at BU)
Jalen Bridges	1	5 (1 at BU)
Josh Ojianwuna	1	1

ASSISTS	22-23	CAREER
Adam Flagler	1	2 (2 at BU)
Dale Bonner	1	4 (1 at BU)

DOUBLE-DOUBLES	22-23	CAREER
J. Tchamwa Tchatchoua	1	5 (4 at BU)
Adam Flagler	1	3 (2 at BU)
Jalen Bridges	1	3 (1 at BU)
Caleb Lohner	—	2 (0 at BU)
Josh Ojianwuna	1	1
Flo Thamba	—	1

20+ POINTS	22-23	CAREER
Keyonte George	12	12
Adam Flagler	8	25 (15 at BU)
LJ Cryer	6	11
Jalen Bridges	1	3 (1 at BU)
Langston Love	1	1
Caleb Lohner	—	1 (0 at BU)
J. Tchamwa Tchatchoua	—	1 (1 at BU)

PARTICIPATION

CAREER STARTS

93	Adam Flagler (56 at BU)
92	Flo Thamba
79	Jalen Bridges (28 at BU)
56	Dale Bonner (6 at BU)
45	Caleb Lohner (0 at BU)
28	LJ Cryer
28	Keyonte George
12	Jonathan Tchamwa Tchatchoua (0 at BU)
1	Langston Love

CAREER GAMES PLAYED (NCAA)

144	Flo Thamba
121	Adam Flagler (84 at BU)
104	Dale Bonner (54 at BU)
91	Jonathan Tchamwa Tchatchoua (60 at BU)
90	Caleb Lohner (28 at BU)
89	Jalen Bridges (28 at BU)
64	LJ Cryer
35	Zach Loveday
31	Jordan Turner
28	Keyonte George
27	Langston Love
25	Josh Ojianwuna
8	Jake Younkun

GAME 29 – TEXAS

SPECIALTY STATISTICS

[PP - Paint; POT - Turnovers; 2nd - Second chance; BP - Bench]

[BAYLOR-OPPONENT]				
OPPONENT	PP	POT	2ND	BP
Mississippi Valley	38-22	35-7	27-4	49-10
Norfolk State	26-28	23-11	9-12	13-15
Northern Colorado	52-18	28-4	10-4	29-12
vs. #16 Virginia	26-24	14-21	18-8	17-19
vs. #8 UCLA	20-42	10-11	12-9	25-18
McNeese State	38-18	29-9	12-6	30-16
at Marquette	32-42	10-26	12-7	14-34
vs. Gonzaga	30-28	17-15	13-16	17-23
Tarleton	36-24	18-15	24-10	14-33
vs. Washington State	26-18	15-12	6-6	16-16
Northwestern State	24-14	11-17	14-16	13-2
Nicholls	24-40	24-12	10-9	32-14
at Iowa State	20-28	15-19	13-17	5-10
TCU	24-52	9-16	15-13	21-6
Kansas State	32-38	16-10	16-9	16-15
at West Virginia	18-30	8-11	9-9	4-37
Oklahoma St.	26-24	8-8	11-16	15-26
at Texas Tech	26-18	12-8	16-13	11-15
at Oklahoma	26-40	9-15	30-12	12-12
Kansas	18-28	19-8	16-4	13-2
Arkansas	22-34	13-8	12-5	5-8
at Texas	26-20	7-9	17-13	6-30
Texas Tech	36-30	17-12	9-4	26-4
Oklahoma	20-38	10-8	14-6	25-20
at TCU	26-50	14-10	11-14	7-24
West Virginia	16-24	4-18	21-20	17-27
at Kansas	32-40	5-13	11-8	7-10
at Kansas State	16-42	5-19	12-7	9-15
Texas				
at Oklahoma State				
BAYLOR TOTAL	756	405	400	416
Baylor Average	27.0	14.5	14.3	14.9
OPP TOTAL	884	334	277	446
Opp Average	31.5	11.9	9.9	15.9

ADJ. POINTS PER POSSESSION

GAME	BAYLOR	OPPONENT
Mississippi Valley State	1.48	0.67
Norfolk State	1.28	1.03
Northern Colorado	1.19	0.78
vs. #16 Virginia	1.18	1.28
vs. #8 UCLA	1.16	1.09
McNeese State	1.31	0.88
Marquette	1.01	1.39
vs. #14 Gonzaga	0.85	0.84
Tarleton	1.14	0.81
Washington State	1.07	0.97
Northwestern State	0.95	0.79
Nicholls	1.08	0.71
Iowa State	0.91	1.13
#17 TCU	1.18	1.19
Kansas State	1.20	1.23
West Virginia	1.11	1.19
Oklahoma State	1.14	0.89
Texas Tech	1.40	1.28
Oklahoma	1.02	0.98
Kansas	1.05	1.14
Arkansas	1.03	1.02
Texas	1.03	1.10
Texas Tech	1.27	0.89
Oklahoma	1.19	1.04
#17 TCU	1.12	1.06
West Virginia	1.32	1.12
#5 Kansas	1.06	1.30
#14 Kansas State	1.00	1.15
#8 Texas		

BACK-TO-BACK BIG 12 CHAMPIONS

- Baylor has won back-to-back Big 12 Championships, claiming its first league titles since the 1950 SWC.
- BU became the first team other than Kansas to win consecutive Big 12 titles since Iowa State in 2000-01.
- Baylor has won seven league titles in program history, the first five in the Southwest Conference – SWC Championships: 1932 (10-2), 1946 (11-1), 1948 (11-1), 1949 (9-3) and 1950 (8-4); Big 12 Championships: 2021 (13-1) and 2022 (14-4). The 1949, 1950 and 2022 titles were co-championships.
- This marks 3-straight years of top-2 finishes; the best prior Big 12 finish was a tie for 2nd (2010 & 2017).
- Baylor’s 15 Big 12 wins in 2020 were the most ever by a team that didn’t claim the Big 12 title.

BAYLOR PARTNERS WITH CITY OF WACO ON \$700 MILLION RIVERFRONT PROJECT

- Baylor and the City of Waco have partnered on a \$700 million riverfront development project, headlined by the \$212 million Foster Pavilion, the future home for Baylor’s national champion basketball programs.
- Foster Pavilion (capacity 7,500) will be located along the Brazos River on the opposite side of I-35 from McLane Stadium.
- Construction is underway, with the pavilion targeted for a January 2024 opening.
- Development Centers for both basketball programs are included in the 245k square foot Foster Pavilion project.

FINAL FULL SEASON AT THE FERRELL

- BU has played in the Ferrell Center since 1988, and holds a 411-169 record all-time.
- LaceDarius Dunn holds the individual scoring record at the Ferrell Center when he scored 43 against Morgan State on 1/4/2011.
- The team record is 118 points by BU against Savannah State on 12/17/2017. The Bears got within one point of that in a 117-52 win over MVSU in the season opener (11/7/22).
- Three of the top six crowds in Ferrell Center history have come in the last four seasons (10,628 vs. KU 2/26/22, 10,627 vs. Arkansas 1/28/23 and 10,627 vs. Kansas 2/22/20)

A TOP-25 STAPLE

- BU returned to the AP Top-25 after a one week absence, and have now been ranked in 71 of the last 72 AP Polls.
- After spending a school record 54 weeks in the AP Top-10 from Dec. 16, 2019-Dec. 5, 2022, BU returned to the top 10 last week.
- BU set a school-record streak of 65-straight weeks ranked in the AP Top 25 (previous record was 25). The streak lasted from Nov. 5, 2019 to Jan 9, 2023 (1,161 Days).

PROGRAM HIGHLIGHTS

- Scott Drew is in his 20th season at Baylor and is the school’s all-time wins leader (417).
- Baylor has had a nation-leading four players selected in the NBA Draft since 2010 who weren’t ranked in the ESPN100 out of high school – Quincy Acy, Ekpe Udoh, Pierre Jackson and Taurean Prince.
- The Bears have advanced to postseason play in a school-record 10 straight seasons (8 NCAA, 2 NIT).
- Baylor is 27-5 in regular-season tournaments since 2013-14, including 5 regular-season tournament titles.
- Drew has won 20+ games in 14 of the last 16 years – the Bears had 3 seasons of 20+ wins prior to his arrival.

BEARS MAKE BIG 12 HISTORY

- In the last four seasons, Baylor has recorded the longest winning streak in the Big 12 Conference’s 26-year history (23 in 2019-20), the 3rd-longest in Big 12 history (21 in 2021-22) and tied the 5th-longest (18 in 2020-21).

LONGEST WINNING STREAKS IN BIG 12 HISTORY

1. 23 – Baylor, 2019-20
2. 22 – Kansas, 1996-97
3. 21 – Baylor, 2021-22
4. 20 – Kansas, 2007-08
5. 18 – Baylor, 2020-21; Kansas 2016-17; Kansas 2012-13; Kansas, 2010-11

RANKED IN EVERY AP TOP 25 SPOT IN LAST 7 YEARS

- Baylor has been ranked in every AP Top 25 spot at some point in the last 7 years (since March 2, 2015).
- The Bears were ranked in every AP Top 10 spot at some point last season (since Nov. 15, 2021).

RANK - LAST TIME

- No. 1 – Jan. 10, 2022
- No. 2 – Dec. 6, 2021
- No. 3 – March 7, 2022
- No. 4 – March 14, 2022
- No. 5 – Nov. 14, 2022
- No. 6 – Nov. 28, 2022
- No. 7 – Nov. 21, 2022
- No. 8 – Jan. 31, 2022
- No. 9 – Feb. 20, 2023
- No. 10 – Feb. 21, 2022
- No. 11 – Jan. 30, 2023
- No. 12 – Dec. 26, 2022
- No. 13 – Jan. 18, 2016

RANK - LAST TIME

- No. 14 – Feb. 6, 2023
- No. 15 – Feb. 1, 2016
- No. 16 – Oct. 21, 2019
- No. 17 – Jan. 23, 2023
- No. 18 – Dec. 2, 2019
- No. 19 – Jan. 2, 2023
- No. 20 – Nov. 21, 2016
- No. 21 – Jan. 16, 2023
- No. 22 – Nov. 20, 2017
- No. 23 – Dec. 4, 2017
- No. 24 – Nov. 18, 2019
- No. 25 – Nov. 13, 2017

SCOTT DREW COACHING TREE

- Four current Division I head coaches took their first DI head coaching jobs after stints on Scott Drew’s BU staff.
- Jerome Tang is in his first year as head coach at Kansas State. He was a member of Drew’s original Baylor staff in 2003-04 and spent 19 years with Drew.
- Matthew Driscoll is in his 14th season as head coach at North Florida after six seasons as a Baylor assistant.
- Grant McCasland is in his sixth season as head coach at North Texas. He spent five years as a Baylor assistant before taking over as Arkansas State head coach for one season in 2016-17.
- Paul Mills is in his sixth season as head coach at Oral Roberts. He was a member of Drew’s original Baylor staff in 2003-04 and spent 14 years with Drew, the final eight as an assistant coach.
- 3 of the 4 former assistants have led their teams to NCAA Tournaments – Driscoll led UNF to the 2015 NCAA Tournament, while McCasland took UNT to the 2021 Second Round and Mills took ORU to the 2021 Sweet 16.
- Drew is 0-1 all time when facing a former assistant as a head coach.

PROTECTING HALFTIME LEADS

- Baylor is 111-12 when leading at halftime since the start of 2017-18.
- Baylor has won 90% of its games (229-28) when leading at the half in the last 10+ seasons ... **17-4** in 2022-23 **20-3** in 2021-22, **24-0** in 2020-21, **21-2** in 2019-20, **15-3** in 2018-19, **15-0** in 2017-18, **18-3** in 2016-17, **18-2** in 2015-16, **21-7** in 2014-15, **18-2** in 2013-14, **17-1** in 2012-13 and **26-1** in 2011-12.
- BU has won 42% of games in which it’s been tied or trailing at the half since 2011-12, going 62-85 in those.

TEN CONSECUTIVE POSTSEASON BERTHS

- Baylor is on a school-record streak of 10-consecutive postseason berths and has appeared in 13 of the last 14 postseasons. BU made seven postseason appearances in the program’s 97 seasons prior to the **Scott Drew** era.
- Baylor is 1 of 9 teams to appear in every postseason since 2012, joining Gonzaga, Iona, Kansas, Michigan State, North Carolina, Oregon, Saint Mary’s and Virginia.
- BU earned NCAA bids in 2012, 2014, 2015, 2016, 2017, 2019, 2021 and 2022 and NIT bids in 2013 and 2018.
- Baylor has appeared in 13 of 14 postseasons since 2008. Prior to that, Baylor’s only postseason berths were in 1946 (NCAA), 1948 (NCAA), 1950 (NCAA), 1987 (NIT), 1988 (NCAA), 1990 (NIT) and 2001 (NIT).

SECOND-MOST WINS AMONG BIG 12 TEAMS IN LAST DECADE

- Baylor’s 291-114 record since 2011-12 trails only Kansas (342-81) among Big 12 teams.
- West Virginia (243-157) is 3rd, Iowa State (236-158) is 4th, Texas (233-161) is 5th, Oklahoma (228-159) is 6th, Kansas State (228-165) is 7th, Texas Tech (220-170) is 8th, TCU (203-188) is 9th and Oklahoma St. (198-172) is 10th.
- Baylor has averaged 24.6 wins per season over the last 11 seasons since 2011-12.

NON-CONFERENCE HIGHLIGHTS

- Baylor is 13-2 against the Big East during the Drew era, 17-5 vs. the Pac-12 during the Drew era, and 18-11 against the SEC during the Drew era, including 13-7 since 2012-13 and 8-2 in the Big 12/SEC Challenge.
- The Bears are 11-1 against their last 12 Pac 12 opponents, with wins in each of their last 6 meetings against teams from out west.

POINT GUARDS THRIVE IN DREW’S SYSTEM

- Eleven of Baylor’s 12 starting point guards during the **Scott Drew** era have earned All-Big 12 recognition.
- Baylor’s starting point guard has earned All-Big 12 recognition in 17 of 18 seasons since 2004-05.
- James Akinjo (2022), Jared Butler (2019, 2020, 2021), Davion Mitchell (2020, 2021), Makai Mason (2019), Manu Lecomte (2017, 2018), Lester Medford (2016), Kenny Chery (2014, 2015), Pierre Jackson (2012, 2013), Tweety Carter (2010), Curtis Jerrells (2007, 2008, 2009) and Aaron Bruce (2005, 2006, 2007) have earned All-Big 12 recognition.

51 PRO PLAYERS IN DREW ERA

- In Scott Drew’s 19 years at Baylor, 51 of his players have gone on to professional careers.
- Six Bears are currently on NBA rosters – Kendall Brown (Pacers), Davion Mitchell (Kings), Royce O’Neale (Nets), Taurean Prince (Timberwolves), Jeremy Sochan (Spurs) and Ishmail Wainright (Suns).
- In addition to the six current NBA players, eight more of Drew’s former players have played in the NBA (most recent team) – Quincy Acy (Raptors), Jared Butler (Jazz), Freddie Gillespie (Raptors), Pierre Jackson (Mavs), Cory Jefferson (Suns), Perry Jones III (Thunder), Quincy Miller (Kings), Johnathan Motley (Clippers) and Ekpe Udoh (Jazz).

HISTORY OF DEVELOPMENT WITH REDSHIRTS

- Baylor has a track record of success when redshirting players. **Davion Mitchell, MaCio Teague, Freddie Gillespie, Mark Vital, Ekpe Udoh, Johnathan Motley, Cory Jefferson, Brady Heslip, Jo Lual-Acuil Jr. and Manu Lecomte** have all gone on to professional careers after redshirting.
- **Adam Flagler** and **Jonathan Tchamwa Tchatchoua** redshirted in 2019-20 while sitting out to satisfy NCAA transfer rules, while **Jordan Turner** elected to redshirt in 2019-20. **Langston Love** redshirted last season and **Dantwan Grimes** has elected to redshirt for 2022-23.

RUN TRACKER

GAME	BAYLOR	OPPONENT
Mississippi Valley State	24-0	5-0
Norfolk State	10-0	6-0
Northern Colorado	13-0	7-0
vs. #16 Virginia	8-0	14-0
vs. #8 UCLA	11-0	10-0
McNeese State	12-0	12-0
Marquette	6-0	14-0
Gonzaga	11-0	11-0
Tarleton	8-0	5-0
Washington State	7-0	6-0
Northwestern State	14-0	8-0
Nicholls	13-0	8-0
Iowa State	8-0	10-0
#17 TCU	7-0	6-0
Kansas State	7-0	9-0
West Virginia	8-0	6-0
Oklahoma State	13-0	10-0
Texas Tech	9-0	7-0
Oklahoma	6-0	7-0
#9 Kansas	9-0	8-0
Arkansas	10-0	13-0
#10 Texas	5-0	8-0
Texas Tech	11-0	6-0
Oklahoma	6-0	6-0
#17 TCU	9-0	6-0
West Virginia	8-0	9-0
#5 Kansas	8-0	13-0
#14 Kansas State	11-0	8-0
#8 Texas		

SERIES HISTORY VS. TEXAS (DREW ERA)

DATE	BU	OPP	LOCATION	W/L	SCORE
J10, 2004	—	18/19	Austin, Texas	L	57-79
F10, 2004	—	11/11	Waco, Texas	L	58-84
J9, 2005	—	15/11	Austin, Texas	L	60-79
F19, 2005	—	—	Waco, Texas	L	60-75
J21, 2006	—	5/6	Waco, Texas	L	47-66
F14, 2006	—	6/6	Austin, Texas	L	63-90
J27, 2007	—	—	Austin, Texas	L	79-84
F17, 2007	—	—	Waco, Texas	L	67-68
M9, 2007	—	15/14	Oklahoma City	L	69-74
F2, 2008	—	10/10	Austin, Texas	L	72-80
F16, 2008	—	11/11	Waco, Texas	L	77-82
J27, 2009	rv/rv	11/12	Waco, Texas	L	72-78
M2, 2009	—	—	Austin, Texas	L	57-73
M13, 2009	—	—	Oklahoma City	W	76-70
J30, 2010	24/rv	6/6	Austin, Texas <i>OT</i>	W	80-77
M6, 2010	21/22	rv/25	Waco, Texas	W	92-77
M11, 2010	21/20	—	Kansas City, Mo.	W	86-67
F12, 2011	rv/nr	3/3	Austin, Texas	L	60-69
M5, 2011	—	7/8	Waco, Texas	L	54-60
J28, 2012	6/7	—	Waco, Texas	W	76-71
F20, 2012	13/14	—	Austin, Texas	W	77-72
J5, 2013	—	—	Waco, Texas <i>OT</i>	W	86-79
M4, 2013	—	—	Austin, Texas	L	70-79
J25, 2014	24/23	rv/rv	Waco, Texas	L	60-74
F26, 2014	-/rv	24/23	Austin, Texas	L	69-74
M14, 2014	rv/rv	rv/rv	Kansas City, Mo.	W	86-69
J31, 2015	20/19	19/20	Waco, Texas	W	83-60
M2, 2015	14/16	-/rv	Austin, Texas <i>OT</i>	L	59-61
F1, 2016	15/13	rv/rv	Waco, Texas	L	59-67
F20, 2016	25/22	24/25	Austin, Texas	W	78-64
M10, 2016	22/20	23/22	Kansas City, Mo.	W	75-61
J17, 2017	6/6	—	Waco, Texas	W	74-64
M4, 2017	11/11	—	Austin, Texas	W	75-64
J6, 2018	rv/rv	rv/rv	Waco, Texas	W	69-60
F12, 2018	—	—	Austin, Texas <i>2OT</i>	W	74-73
F6, 2019	rv/rv	-/rv	Austin, Texas	L	72-84
F27, 2019	rv/rv	—	Waco, Texas <i>OT</i>	W	84-83

GAME 29 – TEXAS

J4, 2020	6/4	–	Waco, Texas	W	59-44
F10, 2020	1/1	–	Austin, Texas	W	52-45
F2, 2021	2/2	6/6	Austin, Texas	W	83-69
F12, 2022	10/10	20/20	Waco, Texas	W	80-63
F 28, 2022	3/4	21/21	Austin, Texas	W	68-61
J 30, 2023	11/11	10/10	Austin, Texas	L	71-76

Series Summary

Home: 57-66; Away: 34-90; Neutral: 8-8

BAYLOR BASKETBALL ON THE RADIO

- Baylor basketball is aired live via the Baylor Sports Network from Learfield on ESPN Central Texas and flagship station 1660AM/92.3 FM ESPN Radio (KRZI) in Waco, worldwide on Sirius/XM Radio and The Varsity Network App.
- Games are broadcast by the “Voice of the Bears” John Morris, who was named NSMA 2019 Texas co-Sportscaster of the Year on Jan. 13, 2020, and former Baylor basketball standout Pat Nunley.
- Morris is in his 39th year doing BU broadcasts (28th full-time), and Nunley is in his 42nd season as analyst.
- All of Baylor’s games can be heard live on the Internet at www.BaylorBears.com and via the Varsity Network App.

OFFENSIVE REBOUNDING A BAYLOR STAPLE

- BU leads the conference (14th in the nation) in offensive rebound % (35.6) according to KenPom
- Baylor has ranked top-13 nationally in offensive rebounding percentage in all nine seasons since 2013-14, including six times ranked in the nation’s top-5. The Bears only cracked the top-20 once in Drew’s first 10 years.
- Baylor finished ranked No. 13 nationally in 2021-22, No. 5 nationally in 2020-21, No. 8 in 2019-20, No. 2 in 2018-19, No. 9 in 2017-18, No. 3 in 2016-17, No. 4 in 2015-16, No. 1 in 2014-15 and No. 3 in 2013-14. Prior to that top-10 streak, BU’s best rank was No. 16 in 2011-12.

BREAKTHROUGH IN BIG 12

- BU is 165-94 in Big 12 play in 13 seasons since 2010 after going 59-149 in the league’s first 13 seasons.
- BU is 178-111 in Big 12 play in 15 seasons since 2008 after going 45-131 in the league’s first 11 seasons.
- Baylor is 67-48 in Big 12 road games since 2012, second-best in the league behind only Kansas (74-43).
- BU has won 8+ Big 12 games in 12-straight seasons after winning 8+ just 3 times in the league’s first 15 years.
- BU has double-digit Big 12 wins in 7 of the last 8 years and 9 of the last 13 seasons. BU didn’t reach double-digit Big 12 wins in any of its first 13 years in the league before reaching 10+ for the first time in 2010.

DREW IS THIRD BIG 12 COACH TO REACH 150 CONFERENCE WINS

- **Scott Drew** joined Rick Barnes and Bill Self as the only coaches to reach 150 Big 12 wins on March 4, 2021 vs. OSU.
- Drew needed 136 games over 2,940 days for his first 50 Big 12 wins (50-86), 88 games over 1,821 days for his next 50 Big 12 wins (50-38) and only 77 games over 1,493 days for his next 50 Big 12 wins (50-27).

IMPRESSIVE NON-CONFERENCE NUMBERS AT HOME

- Baylor is 81-4 in its last 85 non-conference home games dating back to Dec. 12, 2012.
- Baylor is 145-16 in non-conference home games in the **Drew era**, including 117-8 since 2007-08.
- Baylor is 61-8 in home games against unranked opponents (including Big 12 play) since 2016-17.

GRADUATING 91 PERCENT OF SENIORS

- Since **Scott Drew** took over the Baylor Basketball program in 2003, 39 of 43 scholarship players who have played their final years of collegiate eligibility under Drew have graduated from Baylor.
- Players recruited by Drew to graduate at Baylor: Tim Bush, Patrick Fields, Aaron Bruce, Mamadou Diene, Delbert Simpson, Curtis Jerrells, Henry Dugat, Kevin Rogers, Tweety Carter, Josh Lomers, Ekpe Udoh, Fred Ellis, Quincy Acy, Anthony Jones, J’mison Morgan, A.J. Walton, Cory Jefferson, Brady Heslip, Gary Franklin, Kenny Chery, Royce O’Neale, Lester Medford, Rico Gathers, Taurean Prince, Al Freeman, Johnathan Motley, Ishmail Wainright, Manu Lecomte, Jo Lual-Acuil Jr., Nuni Omot, Jake Lindsey, King McClure, Freddie Gillespie, Devonte Bando, MaCio Teague, Jared Butler, Mark Vital, Flo Thamba and Matthew Mayer.

BEST IN TEXAS

- Baylor is 80-22 against in-state opponents since the start of the 2011-12 season, and the Bears have advanced deeper into postseason play than any of Texas’ 23 Division I teams in five of the last nine seasons.
- BU is a combined 93-26 against Lone Star State teams over the last 14 seasons after going 10-27 against in-state teams in Scott Drew’s first six seasons at Baylor (4-2 in 2022-23, 5-2 in 2021-22, 6-0 in 2020-21, 6-1 in 2019-20, 4-5 in 2018-19, 6-3 in 2017-18, 7-1 in 2016-17, 9-3 in 2015-16, 10-1 in 2014-15, 6-3 in 2013-14, 7-1 in 2012-13, 10-0 in 2011-12, 5-3 in 2010-11 and 9-1 in 2009-10).
- Additionally, 10 of the 20 NBA Draft picks from Texas colleges since 2012 have come from Baylor. Texas (seven), SMU (three), Texas Tech (three), Texas A&M (two), Houston (two), North Texas (one), TCU (one) and UT Arlington (one) have also had players selected in the last 10 NBA Drafts.

BIG 12 BOASTS SOME OF THE BEST

- The Big 12 has won the last two NCAA men’s basketball national championships, played in the last three national championship games and appeared in the last four Final Fours.
- It’s the only conference to have a representative in the title game in three-straight seasons.
- The Big 12 is the first conference to win back-to-back national championships since the ACC in 2009 and 2010.
- Sixty percent of Big 12 institutions have advanced to the Final Four since 2002, the highest percentage among conferences.
- The Big 12 finished first in conference NET average last season and has led the nation in NET/RPI ratings six of the last nine seasons. The Big 12 also led all leagues in strength of schedule.
- The Big 12 led the nation in winning over 80% of its non-conference games last season and also had the best win



3 — DALE BONNER

G • 6-2 • 170 • SR. • TR
SHAKER HEIGHTS, OHIO
(SHAKER HEIGHTS HS / FAIRMONT STATE)

SEASON HIGHS

Points: 14 vs. Mississippi Valley State (11/7/22)
FG: 5 vs. MVSU (11/7/22); Northern Colorado (11/14/22)
FGA: 8, vs. Northwestern State (12/20/22)
3FG: 3 vs. MVSU (11/7/22)
3FGA: 4 vs. MVSU (11/7/22), vs. NWST (12/20/22)
FT: 6; vs. UCLA (11/20/22)
FTA: 7, vs. UCLA (11/20/22)
Rebounds: 4, three times
Assists: 12 vs. McNeese (11/23/22)
Turnovers: 3, four times
Blocks: 1 vs. Virginia (11/18/22)
Steals: 6, vs. Northern Colorado (11/14/22)
Minutes Played: 38 vs. Tarleton (12/6/22)

CAREER HIGHS

Points: — 35 at Notre Dame (OH) (2/22/21)
FG: — 12 vs. Glenville State (12/15/19)
FGA: — 26 vs. Glenville State (12/15/19)
3FG: — 5 vs. Frostburg State (2/27/21)
3FGA: — 9 vs. Charleston (WV) (3/6/21)
FT: — 11, three times
FTA: — 18 at West Liberty (1/15/20)
Rebounds: — 11 at West Virginia Wesleyan (11/26/19)
Assists: — 12 vs. McNeese (11/23/22)
Turnovers: — 8 vs. West Virginia Wesleyan (2/26/20)
Blocks: — 2 vs. Frostburg State (2/29/20)
Steals: — 6 vs. three times
Minutes Played: — 40, four times

MISCELLANEOUS

	22-23	BU RECORD
Double-Figure Points:	4	4-0
20+ Points:	—	—
5+ Assists:	3	3-1
Led team in Points:	—	—
Led team in Rebounds:	—	—
Led team in Assists:	5	7-0
Led team in Blocks:	—	0-1
Led team in Bench Points:	4	3-1

BONNER NOTEBOOK

- Transfer from Division II Fairmont State, started 50 games over 2 seasons with Falcons
- His 1.5 steals per game rank him 13th in the Big 12 Conference.
- Played a BU career high 38 minutes, with 12 points and a team-leading 3 steals in a win over Tarleton State (12/6/22)
- Led the team with 3 assists and tied for the team high in steals (2), including a crucial steal in the final seconds to hold off Gonzaga (12/2/22)
- Set a new career high with 12 assists against McNeese State (11/23/22).
- Matched a career high with 6 steals against Northern Colorado (11/14), becoming the 5th player in BU history with multiple games of 6+ steals (11/14/22).
- Scored in double figures for the first time in his Baylor career with 14 points in a win over MVSU (11/7/22)
- Added a BU career-high with 6 assists against the Delta Devils
- Averaged 24.4 minutes per game over last 14 games of 2021-22 after 9.1 mpg over team's first 15 games (3 DNP)
- Led the team in minutes played (170) in five games at Canada Basketball's GLOBL Jam this summer
- Finished second on the team, averaging 11.0 points in five games at GLOBL Jam.
- Season-highs of 9 points and 6 steals in 20 minutes off bench in Big 12 Championship quarterfinal vs. Oklahoma (3/10)
- Made 2nd start of season and played season-high 37 minutes in win over TCU (2/19), recording 5 points and 4 steals
- Played final 16:52 of win at K-State (2/9) — had 9 points, 4 assists, 3 rebounds and 3 steals, all in that stretch
- Made first Division I start and played season-high 36 minutes, 5 points, 4 assists, 0 turnovers in win vs. West Virginia (1/31)
- Scored 1,000th point of collegiate career (while making first D1 start) with first bucket in win over WVU (1/31)
- Posted season-high 5 assists along with 7 points and 2 steals in 24 minutes of win vs. Kansas State (1/25)
- Saw then-season-high 26 minutes of action in win at West Virginia (1/18), recorded 4 assists, 3 rebounds and 2 points
- Played 17 minutes off bench vs. Oklahoma State (season-high in Big 12 play), recording 4 rebounds and 1 assist
- Scored 9 points in then-season-high 24 minutes off bench vs. Northwestern State (12/28) after 14 points over first 10 games
- Led Fairmont State in scoring, assists and steals in both seasons, guiding FSU to 38-12 record
- Averaged FSU team-best 20.2 points per game as redshirt sophomore in 2020-21
- Also led Falcons in assists (4.5/game) and steals (2.0 per game) in 2020-21
- Posted 17.8 ppg, 5.3 apg, 2.3 spg as redshirt freshman in 2019-20, leading Fairmont to 23-7 record

2022-23 GAME-BY-GAME

OPPONENT	DATE	GS	MIN	FG	3FG	FT	OR-DR-TR	PF	A	T	B	S	PTS
Mississippi Valley State	11/7		23	5/6	3/4	1/2	2-2-4	2	6	1	0	3	14
Norfolk State	11/11		18	0/3	0/1	0/0	0-0-0	1	1	0	0	2	0
Northern Colorado	11/14		23	4/5	0/0	2/2	1-3-4	0	4	0	0	6	12
vs. #16 Virginia	11/18		23	1/3	0/2	2/2	1-3-4	5	0	0	1	0	4
vs. #8 UCLA	11/20		26	1/3	1/2	6/7	0-1-1	2	1	1	0	1	9
McNeese State	11/23		25	2/2	1/1	2/4	1-0-1	0	12	1	0	2	7
at Marquette	11/29		20	0/1	0/1	0/0	1-0-1	0	3	2	0	2	0
vs. #14 Gonzaga	12/2		22	0/2	0/0	0/0	1-1-2	1	3	2	0	2	0
Tarleton	12/6	*	38	3/6	2/3	4/5	0-2-2	4	2	3	0	3	12
vs. Washington State	12/18		18	1/4	0/2	0/0	0-1-1	0	4	2	0	1	2
Northwestern State	12/20	*	32	4/8	1/4	2/2	0-1-1	1	7	3	0	3	11
Nicholls State	12/28	*	31	1/5	1/3	1/2	0-3-3	2	6	0	0	3	4
at Iowa State	12/31	*	30	1/3	0/2	2/2	0-2-2	2	1	3	0	2	4
#17 TCU	1/4		13	0/1	0/0	0/0	0-0-0	1	2	3	0	0	0
Kansas State	1/7		19	0/4	0/1	2/2	0-1-1	2	6	1	0	1	2
at West Virginia	1/11		16	0/2	0/0	1/2	0-1-1	4	1	1	0	0	1
Oklahoma State	1/14		3	0/1	0/1	0/0	0-0-0	0	0	0	0	0	0
at Texas Tech	1/17						DNP						
at Oklahoma	1/21		2	0/0	0/0	0/0	0-0-0	0	0	1	0	0	0
#9 Kansas	1/23						DNP						
Arkansas	1/28		1	0/1	0/1	0/0	0-0-0	1	0	0	0	0	0
at #10 Texas	1/30		18	1/3	0/2	1/2	0-2-2	0	3	1	0	2	3
Texas Tech	2/4		3	0/1	0/1	0/0	0-0-0	0	2	0	0	0	0
Oklahoma	2/8		7	0/0	0/0	0/0	0-0-0	1	0	0	0	1	0
at #17 TCU	2/11						DNP						
West Virginia	2/13		0	0/0	0/0	0/0	0-0-0	0	0	0	0	0	0
at #5 Kansas	2/18						DNP						
at #14 Kansas State	2/21						DNP						
#8 Texas	2/25												
at Oklahoma State	2/27												
Iowa State	3/4												

BONNER, Dale

SEASON	TEAM	GP-GS	MIN/AVG	Field Goals		3-Point		F-Throws		Rebounds				Scoring						
				FG-FGA	FG%	3FG-3FGA	3FG%	FT-FTA	FT%	OFF	DEF	TOT	AVG	PF-FO	A	TO	BLK	STL	PTS	AVG
2019-20	FairSt	30-30	1002/33.4	191-417	.458	39-105	.371	113-166	.681	39	106	145	4.8	72-1	158	93	6	69	534	17.8
2020-21	FairSt	20-20	694/34.7	138-301	.458	45-103	.437	102-128	.797	23	81	104	5.2	36-1	90	58	2	40	423	21.2
2021-22	Baylor	31-2	537/17.3	33-98	.337	10-52	.192	20-27	.741	18	19	37	1.2	35-0	47	24	2	27	96	3.1
2022-23	Baylor	23-4	416/18.1	25-65	.385	9-31	.290	26-34	.765	7	23	30	1.3	29-1	64	27	2	33	85	3.7
TOTAL FOR Baylor		54-6	953/17.6	58-163	.356	19-83	.229	46-61	.754	25	42	67	1.2	64-1	111	51	4	60	181	3.4
TOTAL		104-56	2648/25.5	387-881	.439	103-291	.354	261-355	.735	87	229	316	3.0	172-3	359	202	12	169	1138	10.9



11 – JALEN BRIDGES

F • 6-7 • 225 • JR. • TR

FAIRMONT, W. VA.

(FAIRMONT SENIOR HS / WEST VIRGINIA)

SEASON HIGHS

Points: 20 vs. Norfolk State (11/11/22)

FG: 7 vs. Northern Colorado (11/14/22), vs. Texas Tech (2/4/23)

FGA: 12 vs. Texas Tech (2/4/23)

3FG: 3, at Oklahoma (1/21/23)

3FGA: 5, four times

FT: 8 vs. Norfolk State (11/11/22)

FTA: 8 vs. Norfolk State (11/11/22)

Rebounds: 11 vs. WVU (11/11/23)

Assists: 4 vs. UCLA (11/20/22), at KSU (2/21/23)

Turnovers: 3 vs. Iowa State (12/31/22) vs. WVU (1/11/23)

Blocks: 3, vs. Nicholls (12/28/22)

Steals: 3, vs. Kansas (1/23/23)

Minutes Played: 36 vs. WVU (1/11/23)

CAREER HIGHS

Points: – 22 vs. TCU (3/4/21); (1/11/22)

FG: – 7 at Texas (1/1/22); vs. Northern Colorado (11/14/22)

FGA: – 14 vs. Oklahoma State (1/11/22)

3FG: – 5 at Oklahoma (1/21/23)

3FGA: – 8 vs. Texas Tech (2/5/22)

FT: – 10 vs. Oklahoma State (1/11/22)

FTA: – 10 vs. Oklahoma State (1/11/22)

Rebounds: – 12 vs. TCU (3/4/21)

Assists: – 4 vs. UCLA (11/20/22), at KSU (2/21/23)

Turnovers: – 3, vs. Syracuse (3/21/21)

Blocks: – 5 vs. Pittsburgh (11/12/21)

Steals: – 3, four times

Minutes Played: – 48 vs. Oklahoma (2/13/21)

MISCELLANEOUS

	22-23	BU RECORD
Double-Figure Points:	15	13-2
20+ Points:	1	1-0
5+ Assists:	–	–
Led team in Points:	2	2-0
Led team in Rebounds:	12	9-3
Led team in Assists:	2	2-0
Led team in Blocks:	15	11-4
Led team in Bench Points:	–	–

BRIDGES NOTEBOOK

- Transfer from West Virginia, started 52 games over 2 seasons with the Mountaineers
- scored a team-high 18 points while leading the team in rebounds (8) and blocks (1). It was his ninth-straight game in double figures (2/4/23).
- Bridges recorded a career-best fifth-straight game in double figures with 11 points to go along with eight rebounds in win over OU (1/21/23)
- Scored in double figures for a third-straight game (12), and led the team in blocks for an 11th time lifting BU past Ok. State (1/14/23).
- Recorded the third double-double of his career (10 pts and 11 rebs) and his first at BU, helping the Bears get first conference win at WVU (1/11/23).
- Jalen Bridges scored in double figures for the third time in the last five games (11) and led the team in blocks for an eighth time vs. KSU (1/7/23)
- Led the team in blocks (2) for a sixth time and tallied 12 points against Iowa State, his second double-figure scoring game against ISU (12/31/22)
- Snapped a 1-for-22 three-point shooting slump against NWST, netting a team-high 13 points with a pair of made threes (12/20)
- Pulled down a season-high 8 rebounds to go along with 6 points to help the short-handed Bears beat Tarleton (12/6)
- Pulled down an offensive rebound and made two crucial free throws in the final 20 seconds to secure a win over Gonzaga (12/2)
- Dished out a career-high four assists to help BU beat No. 8 UCLA (11/20)
- Scored in double figures for the 3rd-straight game against Northern Colorado (11/14), the longest streak of his career.
- Set a new Baylor career high with 20 points, two points shy of his career high of 22 against Norfolk State (11/11)
- Shot 1.000 from the free throw line for the seventh time in his career (min. 4 attempts) against Norfolk State (11/11)
- Started and scored 13 points in his debut with the Bears in a win over Mississippi Valley State (11/7)
- Was BU's third-leading scorer in Canada Basketball's inaugural GLOBL JAM Tournament (9.8 PPG)
- Was the only player to start all 33 games for the Mountaineers in 2021-22
- Finished second on the team in rebounds per game (4.6) and fourth in points per game (8.4)
- Notched 11 double-figure scoring games with WVU in 2021-22
- Named to the 2020-21 All-Big 12 Freshman Team after averaging 5.9 points and 3.6 rebounds
- Shot 46.9 percent from the field and 40.9 percent from three-point range as a freshman
- Improved his free throw percentage from .714 in 2020-21 to .823 in 2021-22
- Scored 19 points and grabbed two steals in his first-career start at Oklahoma (1/2/21)
- Set career-highs with 22 points and 12 rebounds in his first career double-double vs. TCU (3/4/21)
- Led Fairmont Senior High School to four-straight state championship games, winning two
- Captain of the Class AA Boys All-State Basketball First Team by the West Virginia Sports Writers Association
- Won the Bill Evans Award in 2019, given annually to the state player of the year in West Virginia

2022-23 GAME-BY-GAME

OPPONENT	DATE	GS	MIN	FG	3FG	FT	OR-DR-TR	PF	A	T	B	S	PTS
Mississippi Valley State	11/7	*	22	4/7	1/3	4/4	2-0-2	1	1	0	2	1	13
Norfolk State	11/11	*	23	5/7	2/4	8/8	2-3-5	3	3	1	0	0	20
Northern Colorado	11/14	*	22	7/11	1/5	0/0	1-1-2	3	2	0	1	1	15
vs. #16 Virginia	11/18	*	22	0/5	0/3	2/2	1-1-2	2	0	1	1	1	2
vs. #8 UCLA	11/20	*	16	0/4	0/3	0/0	1-2-3	3	4	2	0	0	0
McNeese State	11/23	*	18	3/5	0/2	2/6	4-3-7	3	0	1	1	2	8
at Marquette	11/29	*	20	4/6	0/1	0/0	2-3-5	2	0	2	0	0	8
vs. #14 Gonzaga	12/2	*	21	2/8	1/6	4/4	1-2-3	2	0	1	2	0	9
Tarleton	12/6	*	32	3/6	0/2	0/2	3-5-8	2	2	0	2	0	6
vs. Washington State	12/18	*	22	1/6	0/3	2/2	2-5-7	2	1	0	0	0	4
Northwestern State	12/20	*	26	5/8	2/4	1/2	4-3-7	0	0	0	0	0	13
Nicholls State	12/28	*	21	1/4	0/2	2/2	1-2-3	1	1	1	3	2	4
at Iowa State	12/31	*	28	6/10	0/2	0/0	2-3-5	0	0	3	2	2	12
#17 TCU	1/4	*	27	3/6	2/3	0/0	1-6-7	3	1	0	2	0	8
Kansas State	1/7	*	32	4/7	2/5	1/2	4-3-7	4	0	1	2	0	11
at West Virginia	1/11	*	36	3/8	0/3	4/5	5-6-11	3	1	3	1	1	10
Oklahoma State	1/14	*	25	5/7	1/3	1/2	2-6-8	2	1	1	1	0	12
at Texas Tech	1/17	*	32	6/9	1/4	1/1	3-2-5	3	1	0	1	1	14
at Oklahoma	1/21	*	25	4/6	3/5	0/0	3-5-8	0	0	0	0	0	11
#9 Kansas	1/23	*	27	3/6	1/2	4/5	4-5-9	2	3	1	2	3	11
Arkansas	1/28	*	26	3/5	1/1	3/4	5-2-7	3	0	0	0	2	10
at #10 Texas	1/30	*	34	6/10	1/3	0/0	4-3-7	4	0	2	0	1	13
Texas Tech	2/4	*	26	7/12	2/5	2/3	2-6-8	2	0	1	1	0	18
Oklahoma	2/8	*	31	0/3	0/1	3/4	0-8-8	1	2	1	0	2	3
at #17 TCU	2/11	*	31	2/8	0/3	2/2	4-2-6	1	2	1	1	2	6
West Virginia	2/13	*	32	3/9	1/4	5/6	0-1-1	2	1	2	1	1	12
at #4 Kansas	2/18	*	35	2/6	1/2	1/2	2-2-4	3	0	0	0	0	6
at #14 Kansas State	2/21	*	29	2/6	0/3	2/3	2-5-7	4	4	2	2	0	6
#8 Texas	2/25												
at Oklahoma State	2/27												
Iowa State	3/4												

BRIDGES, Jalen

SEASON	TEAM	GP-GS		Field Goals			3-Point		F-Throws		Rebounds				Scoring									
		GP	GS	FG	FGA	FG%	3FG	3FGA	3FG%	FT	FTA	FT%	OFF	DEF	TOT	AVG	PF	FO	A	TO	BLK	STL	PTS	AVG
2020-21	WVU	28	19	59	119	.496	27	66	.409	20	28	.714	49	52	101	3.6	46	0	9	14	12	14	165	5.9
2021-22	WVU	33	33	85	222	.428	37	114	.325	51	62	.823	66	91	157	4.8	65	1	26	24	22	32	278	8.4
2022-23	Baylor	28	28	74	195	.482	23	87	.264	54	71	.761	67	94	161	5.8	61	0	30	27	28	22	265	9.5
TOTAL FOR Baylor		28-28	741/26.5	94-195	.482	23-87	.264	54-71	.761	67	94	161	5.8	61-0	30	27	28	22	265	9.5				
TOTAL		89-80	2134/24.0	248-536	.463	87-267	.326	125-161	.776	182	237	419	4.7	172-1	65	65	62	68	708	8.0				



4 — LJ CRYER

G • 6-1 • 190 • JR. • 2L

KATY, TEXAS

(MORTON RANCH HS)

SEASON HIGHS

Points: 28 vs. UCLA (11/20/22)
 FG: 10 vs. UCLA (11/20/22)
 FGA: 18 vs. UCLA (11/20/22)
 3FG: 8 vs. West Virginia (2/13/23)
 3FGA: 12 vs. Norfolk State (11/11/22)
 FT: 6 vs. TCU (1/4/23), vs. Arkansas (1/28/23)
 FTA: 7 at Texas Tech (1/17/23)
 Rebounds: 5 vs. NWST (12/20/22), at Texas (1/30/23)
 Assists: 6 at KSU (2/21/23)
 Turnovers: 3, five times
 Blocks: 1, vs. McNeese (11/23/22)
 Steals: 4, vs. Northern Colorado
 Minutes Played: 38 vs. Kansas (1/23/23)

CAREER HIGHS

Points: — 28 vs. UCLA (11/20/22)
 FG: — 10 vs. UCLA (11/20/22)
 FGA: — 18 vs. UCLA (11/20/22)
 3FG: — 8 vs. West Virginia (2/13/23)
 3FGA: — 12, vs. Norfolk State (11/11/22)
 FT: — 6 vs. TCU (1/4/23)
 FTA: — 7 at Texas Tech (1/17/23)
 Rebounds: — 5 vs. NWST (12/20/22), at Texas (1/30/23)
 Assists: — 6 vs. Central Arkansas (11/17/21) at KSU (2/21/23)
 Turnovers: — 6 vs. Kansas State (1/25/22)
 Blocks: — 1 vs. Kansas State (1/25/22) vs. McNeese (11/23/22)
 Steals: — 4 vs. Norfolk State (11/11/22)
 Minutes Played: — 38 vs. Kansas (1/23/23)

MISCELLANEOUS

	22-23	CAREER	BU RECORD
Double-Figure Points:	18	33	26-7
20+ Points:	6	11	11-0
5+ Assists:	1	2	1-1
Led team in Points:	7	17	15-2
Led team in Rebounds:	—	—	—
Led team in Assists:	1	2	1-1
Led team in Bench Points:	—	12	10-2

CRYER NOTEBOOK

- Junior guard from Katy, Texas, just 170 miles southeast of Waco
- Named Preseason All-Big 12 Honorable mention
- Leads the Big 12 in three-point field goal percentage (.428).
- Has six 20+ point games this season, after tallying five last season (BU is 11-0 in games where Cryer scores 20+)
- Had offseason foot surgery, missed 15 games last season battling discomfort, including 13 of last 14 games
- Has 33 career double-figure scoring games (18 in 2022-23, 13 in 2021-22), including 21 games with 15+ points (14 this season).
- Went 8-of-11 from three against WVU (2/13), becoming the ninth BU player to make 8+ threes in a game and the first since MaCio Teague had a school-record 10 against Texas Tech (3/7/21).
- Shot a season-best .727% from the field en route to 23 points in a road win at TCU (2/11).
- Named Big 12 Player of the Week for the second time this season after a pair of 20-point performances in wins over No. 9 Kan. and Ark. (1/30).
- Notched 20 points in 67-64 win over Arkansas in the SEC/Big 12 Challenge (1/28/23)
- Made a career-high five three pointers en route to a team-high 22 points in a win over No. 9 Kansas (1/23/23)
- Went a perfect 4-for-4 from 3-point range and scored 16 points to lift Baylor to a win in Lubbock (1/17/23)
- Scored a team-high 16 points to help lead the Bears past Oklahoma State (1/14/23)
- Returned to the lineup against TCU and scored 13 points after missing two games in concussion protocol (1/4/23).
- Pulled down a career-high five rebounds to go along with 11 points against NWST (12/20) in his first double-figure scoring game since 11/29
- Named Big 12 Player of the Week (11/21) after averaging 22.3 points on 26-of-46 shooting
- Set career highs in points (28) and minutes (35), leading Baylor to a win over No. 8 UCLA in the final game of the Continental Tire Main Event
- Eclipsed the 20-point mark for a 6th time in his Baylor career with 20 points against Northern Colorado (11/14), his most since scoring a career-high 25 at West Virginia (11/18/22).
- Set a career high with four steals against Norfolk State (11/11/22)
- In his first game since Feb. 16, 2022, Cryer scored 16 points against MVSU (11/7/22), his 7th double-figure scoring effort in previous 8 games
- Appeared in 20 games off bench as true freshman during 2020-21 national championship season
- Led team in scoring 8 times last season, including all 3 starts (21 vs. Stanford, 25 at West Virginia, 14 vs. Kansas State)
- Made 2nd career start and posted career-high 25 points, including career-high 5 3FGM, in win at West Virginia (1/18/22)
- Made first-career start and set new career-high with 21 points in 32 minutes vs. Stanford (11/20/21)
- Made collegiate debut with 17 points in 15 minutes off bench vs. Louisiana (11/28/20), making 5-of-7 treys and adding 2 steals
- Scored 3,488 points at Morton Ranch High School, 5th-most all-time in Texas public schools
- Averaged 34.2 points, 5.3 assists and 2.4 steals as high school senior, earning Class 6A All-State recognition
- Ranked No. 12 PG by ESPN and No. 51 overall by Rivals in 2020 high school class rankings
- Made 145 treys (4.3/game) and scored 1,164 points during pandemic-shortened high school senior season
- Both parents played sports at Grambling, father Lionel Sr. (football) and mother Tamica (volleyball)

2022-23 GAME-BY-GAME

OPPONENT	DATE	GS	MIN	FG	3FG	FT	OR-DR-TR	PF	A	T	B	S	PTS
Mississippi Valley State	11/7	*	20	5/11	3/8	3/3	0-1-1	3	1	2	0	1	16
Norfolk State	11/11	*	28	2/13	2/12	1/1	0-1-1	0	4	2	0	4	7
Northern Colorado	11/14	*	32	8/16	4/9	0/0	0-4-4	2	2	1	0	1	20
vs. #16 Virginia	11/18	*	31	8/12	3/5	0/0	0-0-0	1	4	0	0	0	19
vs. #8 UCLA	11/20	*	35	10/18	4/8	4/4	0-4-4	4	1	3	0	2	28
McNeese State	11/23	*	26	7/13	2/6	0/0	0-3-3	3	2	3	1	0	16
at Marquette	11/29	*	35	7/14	3/6	2/2	0-1-1	0	3	3	0	1	19
vs. #14 Gonzaga	12/2	*	26	3/7	0/1	1/2	0-3-3	1	0	3	0	0	7
Tarleton	12/6						DNP (Back)						
vs. Washington State	12/18	*	30	2/7	2/5	0/0	0-1-1	2	2	1	0	0	6
Northwestern State	12/20	*	36	4/13	3/10	0/0	0-5-5	1	3	2	0	0	11
Nicholls State	12/28						DNP (Concussion Protocol)						
at Iowa State	12/31						DNP (Concussion Protocol)						
#17 TCU	1/4	*	34	3/9	1/5	6/6	0-1-1	1	2	3	0	0	13
Kansas State	1/7	*	30	1/5	0/3	2/3	0-1-1	1	3	1	0	1	4
at West Virginia	1/11	*	33	5/8	1/3	2/2	0-2-2	3	2	2	0	0	13
Oklahoma State	1/14	*	35	6/9	4/5	0/0	0-2-2	0	2	1	0	0	16
at Texas Tech	1/17	*	30	5/7	4/4	4/7	0-4-4	4	1	0	0	0	18
at Oklahoma	1/21	*	31	2/11	0/2	2/2	0-0-0	0	1	1	0	1	6
#9 Kansas	1/23	*	38	8/16	5/11	1/2	1-1-2	2	2	2	0	0	22
Arkansas	1/28	*	36	6/13	2/4	6/6	1-1-2	2	1	2	0	0	20
at #10 Texas	1/30	*	37	7/17	3/6	2/2	0-5-5	1	2	1	0	1	19
Texas Tech	2/4	*	31	2/8	0/4	2/2	0-1-1	2	4	0	0	0	6
Oklahoma	2/8	*	15	3/7	1/4	0/0	0-2-2	0	1	0	0	0	7
at #17 TCU	2/11	*	36	8/11	4/6	3/3	1-2-3	0	2	1	0	1	23
West Virginia	2/13	*	35	8/12	8/11	2/2	0-1-1	2	0	2	0	0	26
at #5 Kansas	2/18	*	38	5/14	3/7	2/2	0-2-2	0	0	1	0	0	15
at #14 Kansas State	2/21	*	35	6/11	4/7	0/0	2-1-3	1	4	0	0	1	16
#8 Texas	2/25												
at Oklahoma State	2/27												
Iowa State	3/4												

CRYER, Lj

SEASON	TEAM	Field Goals			3-Point		F-Throws		Rebounds				Scoring							
		GP-GS	MIN/AVG	FG-FGA	FG%	3FG-3FGA	3FG%	FT-FTA	FT%	OFF	DEF	TOT	AVG	PF-FO	A	TO	BLK	STL	PTS	AVG
2020-21	Baylor	20-0	197/9.9	21-55	.382	16-44	.364	9-14	.643	3	8	11	0.6	7-0	15	9	0	10	67	3.4
2021-22	Baylor	19-3	491/25.9	88-185	.476	52-111	.468	28-36	.778	2	27	29	1.5	25-0	32	33	1	15	256	13.5
2022-23	Baylor	25-25	792/31.7	131-282	.465	66-152	.434	45-51	.882	5	49	54	2.2	35-0	51	38	1	14	373	14.9
TOTAL		64-28	1481/23.1	240-522	.460	134-307	.436	82-101	.812	10	84	94	1.5	67-0	98	80	2	39	696	10.9



10 — ADAM FLAGLER

G • 6-3 • 185 • SR. • 2L

DULUTH, GA.

(DULUTH HS / PRESBYTERIAN)

SEASON HIGHS

Points: 28 at TCU (2/11/23)
 FG: 9 at TCU (2/11/23), at Kansas (2/18/23)
 FGA: 18 vs. Kansas (1/23/23)
 3FG: 5 at TCU (2/11/23)
 3FGA: 10 at TCU (2/11/23)
 FT: 8 at WVU (1/11/23)
 FTA: 10 at WVU (1/11/23)
 Rebounds: 6, vs. UCLA (11/20/22), at Marquette (11/29/22)
 Assists: 10 vs. Northern Colorado (11/14/22)
 Turnovers: 4 vs. Norfolk State (11/11/22) vs. UCLA (11/20/22)
 Blocks: —
 Steals: 4 vs. Washington State (12/18/22)
 Minutes Played: 39 at Texas Tech (1/17/23), at Kansas (2/18/23)

CAREER HIGHS

Points: — 29 at UCLA (11/19/18); at Oklahoma State (2/21/22)
 FG: — 11 vs. Winthrop (1/26/19); at Oklahoma State (2/21/22)
 FGA: — 25 vs. North Carolina (3/19/22)
 3FG: — 7 at UCLA (11/19/18); at Oklahoma State (2/21/22)
 3FGA: — 14 at UCLA (11/19/18)
 FT: — 10 vs. VMI (12/12/18)
 FTA: — 10 vs. VMI (12/12/18); at Robert Morris (3/24/19)
 Rebounds: — 10 at UNC Asheville (2/23/19)
 Assists: — 11 vs. Northwestern State (12/28/21)
 Turnovers: — 5 at Iowa State (1/1/22); vs. Oklahoma (1/4/22)
 Blocks: — 1, 14 times
 Steals: — 5 vs. Alcorn State (12/20/21)
 Minutes Played: — 41 at OSU (2/21/22); vs. North Carolina (3/19/22)

MISCELLANEOUS

	22-23	BU CAREER	BU RECORD
Double-Figure Points:	23	62	50-12
Double-Figure Assists:	1	2	2-0
Double-Doubles:	1	2	2-0
20+ Points:	8	15	11-4
5+ Assists:	14	21	16-5
Led team in Points:	6	18	12-6
Led team in Rebounds:	—	—	—
Led team in Assists:	18	27	19-8
Led team in Blocks:	—	1	0-1
Led team in Bench Points:	—	13	12-1

FLAGLER NOTEBOOK

- Fifth-year senior, sat out and redshirted 2019-20 season after playing freshman year at Presbyterian College
- Named to the Wooden Award Midseason Top 25, Jerry West Award Top 10 and the Naismith Award Midseason Team.
- Preseason All-Big 12 Selection, 1 of 2 Big 12 players on the Jerry West Award Preseason Watch List
- Named Preseason Third-Team All American by *CBS Sports* and *The Almanac*
- Joined his teammate Keyonte George on the Wooden Award midseason Top-25. BU was one of three schools with multiple representatives.
- 2nd in the Big 12 (18th in the nation) in assist-turnover ratio (2.89) and third in the Big 12 in 3-point FG% (.400).
- Made 4+ 3-pointers in 16 of last 45 games played after doing so in 11 of previous 72 games played
- Multiple 3FGs made in 83 games; 3+ in 53 games; 4+ in 27 games; 5+ in 13 games; 6+ in 6 games; 7+ in 2 games
- Scored in double-figures in 62 of 85 games played at BU (47 of 57 as starter), including 33 games with 15+ points
- Scored in double-figures in 94 of 121 collegiate games; has 25 career 20-point games (15 at Baylor).
- Recorded his third-career double-double (2nd at BU) with 13 points and 10 assists in win over Northern Colorado (11/14)
- Won Big 12 Player of the Week (11/14) after leading the conference in FG% (.650) and 3-point FG% (.667), while finishing in the top-4 in the conference in points per game (19.5), assists per game (7.0) and three-pointers made (8) with wins over MVSU (11/7) & Norfolk State (11/11).
- Notched 18 points against Norfolk State (11/11/22), and scored in double figures in 25 of the last 27 games.
- Was a Second-Team All-Big 12 selection, and 1 of 3 Big 12 players on Jerry West Shooting Guard of the Year Award Top 10 last season
- Career-highs of 29 points, 7 made 3-pointers and 41 minutes (including all of last 29 minutes) in OT win at OSU (2/21/22)
- Named Big 12 Player of the Week (1/10/22) after scoring Baylor career-high 22 points in back-to-back games vs. OU and TCU
- Recorded 1st double-double at BU (2nd of career) with 21 points, 11 assists and 0 turnovers vs. Northwestern State (12/28/21)
- Came off bench in 28 games of 2020-21 national title season, had 14 double-figure scoring games and led BU in scoring 5 times
- Scored 13 points in 21 minutes off bench in national title game win over Gonzaga (4/5/21)
- Led team with 16 points and made 2 of team's 3 treys in Sweet 16 win over No. 18 Villanova (3/27/21)
- Earned 2019 Big South Freshman of the Year honors and was 5-time Big South Freshman of the Week
- Posted career-high 29 points at UCLA (11/19/18), including 24 points and 6 treys in 2nd half
- Scored 20+ points 10 times as freshman, including games at Dayton, at UCLA and at Marquette
- Brother, Duvaughn, played football at Gardner-Webb (2004-07) and finished with 188 receptions, 2,552 yards and 31 TDs
- Aspires to become an orthopedic surgeon

2022-23 GAME-BY-GAME

OPPONENT	DATE	GS	MIN	FG	3FG	FT	OR-DR-TR	PF	A	T	B	S	PTS
Mississippi Valley State	11/7	*	26	6/9	4/6	5/5	0-2-2	1	8	1	0	2	21
Norfolk State	11/11	*	34	7/11	4/6	0/0	0-1-1	2	5	4	0	0	18
Northern Colorado	11/14	*	26	5/10	3/7	0/0	0-2-2	2	10	1	0	3	13
vs. #16 Virginia	11/18	*	37	5/14	4/8	1/1	0-2-2	2	7	3	0	2	15
vs. #8 UCLA	11/20	*	33	7/15	4/8	4/4	0-6-6	3	4	3	0	0	22
McNeese State	11/23	*	28	5/9	3/6	0/0	0-4-4	0	9	1	0	2	13
at Marquette	11/29	*	32	5/9	4/7	2/2	0-6-6	0	5	3	0	0	16
vs. No. 14 Gonzaga	12/2	*	33	4/14	2/6	1/2	1-0-1	2	1	1	0	2	11
Tarleton	12/6						DNP (Illness)						
vs. Washington State	12/18	*	32	5/7	1/2	1/2	0-1-1	1	2	2	0	4	12
Northwestern State	12/20						DNP (Illness)						
Nicholls State	12/28	*	29	7/17	4/9	2/4	0-5-5	2	6	2	0	2	20
at Iowa State	12/31	*	35	6/13	3/7	5/6	1-3-4	3	3	2	0	0	20
#17 TCU	1/4	*	31	4/14	2/7	3/4	1-1-2	3	6	0	0	0	13
Kansas State	1/7	*	33	8/15	3/6	4/5	0-1-1	4	7	2	1	1	23
at West Virginia	1/11	*	28	4/12	3/7	8/10	0-1-1	4	4	0	0	2	19
Oklahoma State	1/14	*	32	2/5	2/4	5/6	0-1-1	2	8	3	0	1	11
at Texas Tech	1/17	*	39	4/14	1/8	0/0	0-1-1	0	5	0	0	1	9
at Oklahoma	1/21	*	37	7/16	2/4	0/0	0-2-2	1	5	2	0	1	16
#9 Kansas	1/23	*	35	5/18	2/9	5/5	1-1-2	2	3	3	0	2	17
Arkansas	1/28	*	35	1/11	0/3	3/4	0-3-3	2	0	1	0	1	5
at #10 Texas	1/30	*	35	4/12	2/7	1/1	1-1-2	2	4	1	0	0	11
Texas Tech	2/4	*	36	5/10	3/6	0/0	0-2-2	2	8	1	0	0	13
Oklahoma	2/8	*	37	6/15	2/8	6/6	1-1-2	2	4	2	0	1	20
at #17 TCU	2/11	*	38	9/16	5/10	5/5	0-2-2	0	4	3	0	0	28
West Virginia	2/13	*	27	5/9	2/4	1/1	1-0-1	2	6	1	0	0	13
at #5 Kansas	2/18	*	39	9/17	1/4	3/4	1-2-3	2	7	2	0	0	22
at #14 Kansas State	2/21	*	38	1/13	0/6	2/2	0-3-3	3	1	2	0	1	4
#8 Texas	2/25												
at Oklahoma State	2/27												
Iowa State	3/4												

FLAGLER, Adam

SEASON	TEAM	GP-GS	MIN/AVG	Field Goals		3-Point		F-Throws		Rebounds				Scoring						
				FG-FGA	FG%	3FG-3FGA	3FG%	FT-FTA	FT%	OFF	DEF	TOT	AVG	PF-FO	A	TO	BLK	STL	PTS	AVG
2018-19	Presb	36-36	1104/30.7	196-447	.438	108-280	.386	71-85	.835	27	95	122	3.4	61-0	45	42	9	28	571	15.9
2020-21	Baylor	28-0	637/22.8	84-185	.454	46-106	.434	41-47	.872	25	39	64	2.3	43-0	40	21	1	24	255	9.1
2021-22	Baylor	31-31	953/30.8	156-356	.438	75-194	.387	40-54	.741	19	49	68	2.2	47-0	94	52	4	34	427	13.8
2022-23	Baylor	26-26	867/33.4	136-325	.418	66-165	.400	67-79	.848	8	54	62	2.4	51-0	127	44	2	31	405	15.6
TOTAL FOR Baylor		85-57	2458/28.9	376-866	.434	187-465	.402	148-180	.822	52	142	194	2.3	141-0	261	117	7	89	1087	12.8
TOTAL		121-93	3561/29.4	572-1313	.436	295-745	.396	219-265	.826	79	237	316	2.6	202-0	306	159	16	117	1658	13.7



1 — KEYONTE GEORGE

G • 6-4 • 185 • FR. • HS

LEWISVILLE, TEXAS

(IMG ACADEMY)

SEASON/CAREER HIGHS

- Points: 32 at WVU (1/11/23)
- FG: 10 at WVU (1/11/23)
- FGA: 20 vs. Arkansas (1/28/23)
- 3FG: 6 vs. Norfolk State (11/14/22) vs. Tarleton (12/6/22)
- 3FGA: 11, four times
- FT: 12 vs. KSU (1/7/23)
- FTA: 16 vs. KSU (1/7/23)
- Rebounds: 9 vs. West Virginia (2/13/23)
- Assists: 7, Four times
- Turnovers: 6, three times
- Blocks: 1, five times
- Steals: 4 vs. WVU (2/13/23)
- Minutes Played: 36 vs. Tarleton (12/6/22) at KSU (2/21/23)

MISCELLANEOUS

	2022-23	BU RECORD
Double-Figure Points:	22	14-8
20+ Points:	12	7-5
5+ Assists:	6	6-0
Led team in Points:	13	10-3
Led team in Rebounds:	2	3-0
Led team in Assists:	5	5-0
Led team in Bench Points:	—	—

GEORGE NOTEBOOK

- 6-foot-4 freshman guard from Lewisville, and played for IMG Academy
- Preseason Big 12 Freshman of the Year, and All-Big 12 Preseason Honorable Mention
- Holds the program record for the most 20-point games by a freshman (12).
- Named to the Wooden Award Midseason Top 25, Jerry West Award Top 10 and the Naismith Award Midseason Team.
- His 17.4 points per game in conference play is fourth-best in the Big 12.
- 16.9 points per game are third-best among Freshman in NCAA Division I.
- Became the second preseason Big 12 Freshman of the Year in program history, joining Kendall Brown in 2021
- Named Preseason All American by CBS Sports (third team) and The Almanac (honorable mention)
- Among the top four rebounding guards in the Big 12 Conference (4.5 rpg).
- Had a team high 23 points in Loss at Kansas State (2/21/23).
- Eclipsed the 20-point mark for an 11th time with 20 points at Kansas (2/18).
- Pulled down a career-high nine rebounds and tied a season high with seven assists against WVU (2/13/23).
- Scored a game-high 23 points to lead the Bears past Oklahoma (2/8).
- Had a team-high 24 points including nine of the team's last 12 points in win over Arkansas (1/28/23)
- Shot .533% en route to 27 points to lift Baylor to a road win at Texas Tech (1/17/23).
- Set a career high with 32 points at WVU, the most by a freshman since LaceDarius Dunn had 38 at Texas Tech in March 2008.
- Scored the most points by a freshman (27) since Jared Butler (31), including 11-for-12 from the line against TCU (1/4/23)
- Picked up his second Big 12 Newcomer of the week Award, averaging 18.5 points against Nicholls and Iowa State (1/2/23)
- Poured in a team-high 21 points to lead the Bears past Nicholls in the final non-conference tune up (12/28/22)
- Led the Bears in scoring for a third-straight game with 19 points to lift BU past Washington State in Dallas (12/18)
- Notched game-highs in points (22) and assists (6) to help lift the shorthanded Bears past Tarleton (12/6)
- Named Big 12 Co-Newcomer of the week averaging 15 points per game, highlighted by his 18 points in a win over No. 14 Gonzaga (12/5)
- Scored a game-high 18 points to lead Baylor past Gonzaga (12/2). It was his fourth time to lead the team in scoring in 2022-23
- Scored 14 second-half points to finish with a team-high 20 against No. 16 Virginia (11/18)
- His 23 points against The Spartans were the most by a BU freshman since Jared Butler had 31 at Kansas (3/9/19)
- Scored 13 points in his BU debut against MVSU (11/7), the most points in a Baylor debut since LJ Cryer's 17 against UL in 2020
- Seven assists against the Delta Devils were the most by a BU player in their debut since Adam Flagler vs. UL in 2020
- Scored 22.8 points per game to lead the Bears to the GLOBL JAM Championship game in July
- The No. 3-ranked player in the 2022 class by ESPN, making him the highest-ranked recruit in program history
- Fifth McDonalds All-American in program history
- In his senior season at IMG, he played in 14 games, averaging 17.8 points while shooting 41% from 3-point range
- Scored a career-high 40 points against the La Lumiere Lakers
- Named MVP of the 2021 3x3 U18 World Cup while playing for USA Basketball

2022-23 GAME-BY-GAME

OPPONENT	DATE	GS	MIN	FG	3FG	FT	OR-DR-TR	PF	A	T	B	S	PTS
Mississippi Valley State	11/7	*	28	4/13	2/8	3/4	1-5-6	3	7	2	1	0	13
Norfolk State	11/11	*	30	8/13	6/11	1/1	3-2-5	0	7	2	0	3	23
Northern Colorado	11/14	*	26	4/12	1/6	3/5	1-6-7	1	6	2	0	2	13
vs. #16 Virginia	11/18	*	27	6/15	3/6	5/5	0-0-0	5	2	5	0	2	20
vs. #8 UCLA	11/20	*	25	2/10	0/6	0/0	1-2-3	2	3	4	0	0	4
McNeese State	11/23	*	23	6/13	4/11	1/1	2-3-5	1	5	2	0	0	17
at Marquette	11/29	*	26	5/12	1/5	1/2	1-1-2	2	0	4	1	1	12
vs. #14 Gonzaga	12/2	*	25	6/15	3/8	3/3	0-6-6	2	2	2	0	2	18
Tarleton	12/6	*	36	6/15	3/9	7/7	4-3-7	2	6	6	1	2	22
vs. Washington State	12/18	*	32	6/14	3/11	4/5	1-3-4	2	3	2	1	1	19
Northwestern State	12/20	*	32	2/9	2/5	0/1	0-3-3	2	2	3	0	0	6
Nicholls State	12/28	*	32	5/13	5/13	7/8	3-3-6	1	4	6	0	2	21
at Iowa State	12/31	*	33	5/18	2/9	4/5	1-2-3	2	1	5	0	0	16
#17 TCU	1/4	*	27	6/13	4/7	11/12	2-4-6	1	2	3	0	1	27
Kansas State	1/7	*	32	5/14	0/5	12/16	2-3-5	4	2	3	0	3	22
at West Virginia	1/11	*	33	10/18	5/9	7/9	1-6-7	3	2	1	0	0	32
Oklahoma State	1/14	*	30	2/8	2/5	2/5	2-6-8	1	5	0	0	0	8
at Texas Tech	1/17	*	32	8/15	5/11	6/6	2-3-5	3	3	2	0	1	27
at Oklahoma	1/21	*	32	3/12	2/8	3/7	0-1-1	2	0	4	1	0	11
#9 Kansas	1/23	*	29	2/11	0/5	4/5	2-2-4	4	3	0	0	0	8
Arkansas	1/28	*	33	8/20	2/5	6/6	0-3-3	3	3	3	0	1	24
at #10 Texas	1/30	*	30	5/18	2/8	5/5	1-3-4	0	0	3	0	0	17
Texas Tech	2/4	*	31	7/11	2/3	1/1	1-4-5	3	3	4	0	3	17
Oklahoma	2/8	*	29	8/18	2/8	5/7	1-1-2	2	0	2	0	1	23
at #17 TCU	2/11	*	22	2/8	0/3	0/0	0-2-2	1	3	3	1	2	4
West Virginia	2/13	*	32	1/4	1/3	3/3	2-7-9	3	7	4	0	4	6
at #5 Kansas	2/18	*	29	7/15	5/10	1/1	0-5-5	2	1	6	0	0	20
at #14 Kansas State	2/21	*	36	7/15	6/10	3/4	0-3-3	3	1	3	0	1	23
#8 Texas	2/25												
at Oklahoma State	2/27												
Iowa State	3/4												

GEORGE, Keyonte

SEASON	TEAM	GP-GS	MIN/AVG	Field Goals		3-Point		F-Throws		Rebounds				Scoring						
				FG-FGA	FG%	3FG-3FGA	3FG%	FT-FTA	FT%	OFF	DEF	TOT	AVG	PF-FO	A	TO	BLK	STL	PTS	AVG
2022-23	Baylor	28-28	831/29.7	146-372	.392	72-201	.358	108-134	.806	33	92	125	4.5	59-1	83	85	5	32	472	16.9
TOTAL		28-28	831/29.7	146-372	.392	72-201	.358	108-134	.806	33	92	125	4.5	59-1	83	85	5	32	472	16.9



12 – DANTWAN GRIMES

G • 6-2 • 190 • JR. • TR

OCALA, FLA.

(PHS ACADEMY / KILGORE)

SEASON/CAREER HIGHS

Points: –
 FG: –
 FGA: –
 3FG: –
 3FGA: –
 FT: –
 FTA: –
 Rebounds: –
 Assists: –
 Turnovers: –
 Blocks: –
 Steals: –
 Minutes Played: –

MISCELLANEOUS

	2022-23	BU RECORD
Double-Figure Points:	–	–
20+ Points:	–	–
5+ Assists:	–	–
Led team in Points:	–	–
Led team in Rebounds:	–	–
Led team in Assists:	–	–
Led team in Bench Points:	–	–

GRIMES NOTEBOOK

- Transfer guard from Kilgore College
- Elected to take a redshirt year in 2022-23
- Played the third-most minutes at Canada Basketball's inaugural GLOBL Jam tournament in July
- Scored 10 points in the semifinals against Canada and 11 points in the finals against Brazil
- His 4.2 assists in five games in Canada ranked second on the team
- Started 53 games in two seasons with the Rangers
- Second-Team NJCAA All American in 2021-22
- Led the team in points per game (14.1), assists per game (3.2), and was fourth on the team in rebounds per game (4.1)
- Helped the team to a 31-3 (17-2) record finishing the year as the No. 3 ranked team in Division I
- Led the Rangers to the 2021-22 Region XIV regular-season and tournament championships
- Named 2022 Region XIV Tournament's Most Valuable Player, averaging 14.7 points, 4.7 steals and 1.7 assists
- Averaged 9.5 points, 5.0 rebounds and a team-leading 3.5 assists in two games at the National Tournament
- Started 19 of 23 games in a COVID-shortened season as a freshman at Ranger in 2021
- As a freshman in 2021, he helped the Rangers to a 17-6 record and a return to the National Tournament for the first time since 2013
- Averaged 16.6 points, 3.8 rebounds, 1.8 assists and 1.8 steals in 37 games for Vanguard High School in Ocala, Fla., in 2019.

2022-23 GAME-BY-GAME

OPPONENT	DATE	GS	MIN	FG	3FG	FT	OR-DR-TR	PF	A	T	B	S	PTS
Mississippi Valley State	11/7						R						
Norfolk State	11/11						E						
Northern Colorado	11/14						D						
vs. Virginia	11/18						S						
vs. UCLA or Illinois	11/20						H						
McNeese State	11/23						I						
at Marquette	11/29						R						
vs. Gonzaga	12/2						T						
Tarleton	12/6						I						
vs. Washington State	12/18						N						
Northwestern State	12/20						G						
Nicholls State	12/28												
at Iowa State	12/31						I						
TCU	1/4						N						
Kansas State	1/7												
at West Virginia	1/11						2						
Oklahoma State	1/14						0						
at Texas Tech	1/17						2						
at Oklahoma	1/21						2						
Kansas	1/23						•						
Arkansas	1/28						2						
at Texas	1/30						0						
Texas Tech	2/4						2						
Oklahoma	2/8						3						
at TCU	2/11												
West Virginia	2/13												
at Kansas	2/18												
at Kansas State	2/21												
Texas	2/25												
at Oklahoma State	2/27												
Iowa State	3/4												



33 — CALEB LOHNER

F • 6-8 • 235 • JR. • TR
 FLOWER MOUND, TEXAS
 (WASATCH ACADEMY / BYU)

SEASON HIGHS

Points: 11 vs. Virginia (11/18/22)
 FG: 4 vs. Virginia (11/18/22)
 FGA: 6 vs. Northern Colorado (11/14/22), vs. Gonzaga (12/2/22)
 3FG: 1, three times
 3FGA: 3 vs. KSU (1/7/23)
 FT: 3, three times
 FTA: 4, four times
 Rebounds: 10, Northern Colorado (11/14/22)
 Assists: 2 vs. MVSU (11/7/22) vs. Gonzaga (12/2/22)
 Turnovers: 4 vs. Northern Colorado (11/14/22) vs. Nicholls (12/28/22)
 Blocks: 1 vs. Washington State (12/18/22)
 Steals: 2, four times
 Minutes Played: 21 vs. UCLA (11/20/22)

CAREER HIGHS

Points: — 20 vs. Long Beach State (3/16/22)
 FG: — 9 vs. Long Beach State (3/16/22)
 FGA: — 12 vs. San Diego State (11/12/21)
 3FG: — 5, at Pacific (2/18/21)
 3FGA: — 6 at Pacific (2/18/21)
 FT: — 4 at Pepperdine (1/27/21), at LMU (2/20/21), at Missouri St. (12/4/21)
 FTA: — 7, at LMU (2/20/21)
 Rebounds: — 14 vs. South Florida (12/22/21)
 Assists: — 6 vs. Portland (1/21/22)
 Turnovers: — 5 vs. Utah (12/12/20)
 Blocks: — 2 vs. UNI (3/19/22)
 Steals: — 4 vs. Westminster (UT) (11/25/20)
 Minutes Played: — 35 at Pepperdine (2/12/22) vs. UCLA (3/20/21); vs. Pepperdine (3/8/21)

MISCELLANEOUS

	22-23	BU RECORD
Double-Figure Points:	1	0-1
2+ Blocks:	—	—
Led team in Points:	—	—
Led team in Rebounds:	1	1-0
Led team in Blocks:	1	1-0
Led team in Bench Points:	4	2-2

LOHNER NOTEBOOK

- 6-foot-8 athletic transfer forward from BYU; played in 62 games with 44 starts over two seasons in Provo
- Notched his first double-digit scoring effort at BU with 11 points against No. 16 Virginia (11/18/22)
- Set a Baylor career high with 10 rebounds against Northern Colorado (11/14/22)
- Debuted with 7 points 5 rebounds and 2 assists for the Bears against Mississippi Valley State (11/7/22)
- Led the Bears with 6.6 rebounds per game in five games at Canada Basketball's GLOBL JAM in July
- Helped BYU to a 44-18 record during his two years
- Averaged 7.0 points and 6.7 rebounds in two seasons with the Cougars
- Played in 35 games with 31 starts last season, finishing second on the team with 6.4 rebounds and 7.0 points per game
- Recorded nine double-figure scoring efforts last year
- Had nine points and season highs in rebounds (11) and assists (5) in a 77-58 NIT quarterfinal loss to Washington State
- Scored a career-high 20 against Long Beach State in the opening round of the NIT
- Led the team in rebounding 13 times in 2021-22, including six of his seven double-digit rebounding performances
- Pulled down a career-high 14 rebounds against South Florida (12/22/21)
- Played in 27 games with 13 starts as a freshman in 2020-21
- Averaged 7.0 points, 7.1 rebounds and 1.2 blocks per game in 2020-21
- Shot a career-best 33 percent from three-point-range in 23.8 minutes per game
- Scored six points and grabbed a team-leading 10 rebounds in the NCAA First Round against UCLA (3/20/21)
- Played at Wasatch Academy in Utah from 2018-20
- Helped lead the Tigers to a 27-2 record, averaging 14.5 points, 5.8 rebounds, 1.7 assists and 1.3 steals as a senior
- Helped Wasatch to a 26-3 record with a bid to the GEICO High School Nationals
- Played his freshman and sophomore seasons for Flower Mound High School in Flower Mound, Texas

2022-23 GAME-BY-GAME

OPPONENT	DATE	GS	MIN	FG	3FG	FT	OR-DR-TR	PF	A	T	B	S	PTS
Mississippi Valley State	11/7	15	2/4	0/0	3/4	2-3-5	4	2	1	0	2	7	
Norfolk State	11/11	17	1/1	0/0	1/2	2-2-4	4	0	2	0	1	3	
Northern Colorado	11/14	13	2/6	0/1	2/2	2-8-10	0	0	4	0	2	6	
vs. #16 Virginia	11/18	20	4/4	1/1	2/4	3-2-5	3	0	0	0	1	11	
vs. #8 UCLA	11/20	21	3/4	1/1	2/2	3-2-5	4	1	0	0	0	9	
McNeese State	11/23	20	3/5	0/1	0/0	0-1-1	4	0	0	0	1	6	
at Marquette	11/29	19	1/3	0/0	0/0	2-3-5	3	0	0	0	1	2	
vs. #14 Gonzaga	12/2	19	3/6	0/2	0/0	1-3-4	2	2	2	0	1	6	
Tarleton	12/6	12	1/1	0/0	3/4	1-1-2	5	1	1	0	0	5	
vs. Washington State	12/18	18	2/3	0/0	0/0	2-1-3	2	0	1	1	2	4	
Northwestern State	12/20	14	2/2	0/0	2/2	3-2-5	1	0	0	0	0	6	
Nicholls State	12/28	16	1/4	0/0	2/5	1-6-7	3	1	4	0	0	4	
at Iowa State	12/31	12	0/2	0/0	3/4	2-0-2	3	0	1	0	2	3	
#17 TCU	1/4	13	0/0	0/0	0/0	2-4-6	0	0	0	0	0	0	
Kansas State	1/7	13	1/4	1/3	0/0	2-4-6	1	1	1	0	0	3	
at West Virginia	1/11	4	0/0	0/0	0/0	0-0-0	0	0	0	0	0	0	
Oklahoma State	1/14	15	3/4	0/1	0/1	1-5-6	2	1	1	0	0	6	
at Texas Tech	1/17	9	1/2	0/0	0/0	0-3-3	2	0	1	0	0	2	
at Oklahoma	1/21	15	0/0	0/0	0/0	2-5-7	1	0	0	0	0	0	
#9 Kansas	1/23	13	0/1	0/1	0/0	0-2-2	1	0	0	0	2	0	
Arkansas	1/28	10	1/3	0/1	0/0	2-2-4	2	0	0	0	0	2	
at #10 Texas	1/30	14	1/3	0/0	0/0	1-0-1	2	0	0	0	0	1	
Texas Tech	2/4	12	2/3	0/0	0/2	1-3-4	0	1	0	0	0	4	
Oklahoma	2/8	8	0/0	0/0	0/0	1-3-4	0	0	1	0	0	0	
at #17 TCU	2/11	9	1/1	0/0	0/0	0-2-2	3	0	0	0	0	2	
West Virginia	2/13	8	0/1	0/1	0/0	0-0-0	1	0	1	0	0	0	
at #5 Kansas	2/18	5	0/1	0/0	0/0	0-1-1	0	0	0	0	0	0	
at #14 Kansas State	2/21	6	0/0	0/0	0/0	0-3-3	0	0	3	0	0	0	
#8 Texas	2/25												
at Oklahoma State	2/27												
Iowa State	3/4												

LOHNER, Caleb

SEASON	TEAM	GP-GS		Field Goals			3-Point		F-Throws		Rebounds				Scoring					
		GP-GS	MIN/AVG	FG-FGA	FG%	3FG-3FGA	3FG%	FT-FTA	FT%	OFF	DEF	TOT	AVG	PF-FO	A	TO	BLK	STL	PTS	AVG
2020-21	BYU	27-13	643/23.8	67-143	.469	19-57	.333	36-54	.667	49	144	193	7.1	69-4	32	43	2	19	189	7.0
2021-22	BYU	35-31	811/23.2	100-237	.422	13-61	.213	31-56	.554	64	159	223	6.4	98-2	39	59	7	15	244	7.0
2022-23	Baylor	28-0	364/13.0	34-66	.515	3-13	.231	21-34	.618	35	73	108	3.9	55-1	10	27	1	17	92	3.3
TOTAL FOR Baylor		28-0	364/13.0	34-66	.515	3-13	.231	21-34	.618	35	73	108	3.9	55-1	10	27	1	17	92	3.3
TOTAL		90-44	1818/20.2	201-446	.451	35-131	.267	88-144	.611	148	376	524	5.8	222-7	81	129	10	51	525	5.8



13 – LANGSTON LOVE

G • 6-5 • 210 • RFR. • RS
UNIVERSAL CITY, TEXAS
(MONTVERDE ACADEMY)

SEASON/CAREER HIGHS

Points: 20 vs. Tarleton (12/6/22)
FG: 7 vs. Tarleton (12/6/22)
FGA: 15 vs. Tarleton (12/6/22)
3FG: 2, six times
3FGA: 6 vs. Tarleton (12/6/22)
FT: 5 vs. Nicholls (12/28/22)
FTA: 7 vs. Oklahoma (2/8/23)
Rebounds: 8 vs. MVSU (11/7/22)
Assists: 4 vs. Texas Tech (2/4/23), vs. WVU (2/13/23)
Turnovers: 3 vs. Tarleton (12/6/22) vs. Iowa State (12/31/22)
Blocks: 1, three times
Steals: 2, three times
Minutes Played: 35 vs. Tarleton (12/6/22)

MISCELLANEOUS

	2022-23	BU RECORD
Double-Figure Points:	9	7-2
20+ Points:	1	1-0
5+ Assists:	—	—
Led team in Points:	—	—
Led team in Rebounds:	—	—
Led team in Assists:	—	—
Led team in Bench Points:	8	7-1

LOVE NOTEBOOK


- Redshirt freshman guard from Universal City, Texas
- Averaging 7.2 points per game, while shooting .434% in his last 22 games w/o his knee brace, after averaging 4.2 points on .389% shooting in his first 5 games with.
- Scored 19 points on .778 shooting, including a pair of threes helping the Bears beat Oklahoma (2/8/23).
- Led the team in bench points for a sixth time this season with 11 points to help lift BU to a win over Kansas (1/23/23).
- Eclipsed double-figure scoring mark with 10 points on 3-of-5 shooting against Kansas State (1/7/23)
- Recorded his sixth double-figure game with 10-points on 3-of-4 shooting against TCU (1/4/23)
- Went 5-of-6 with 17 points to help the short-handed Bears past Nicholls (12/28/22)
- Had a career night in his first career start, scoring 20 points with 6 rebs., 2 assists and 2 steals to lift the short-handed Bears past Tarleton (12/6)
- Notched his third-career game in double figures, scoring 10 points to help lift the Bears over No. 14 Gonzaga (12/2/22)
- Notched second-career game in double figures, leading the Bears with 11 bench points against McNeese (11/23/22)
- Scored 13 points against MVSU (11/7/22), which are the most in a BU debut since LJ Cryer had 17 against UL on 11/28/2020
- Became the first player with 10+ points and 8+ rebounds in his BU debut since Macio Teague against Central Arkansas (11/5/19)
- Suffered a torn ACL in a private scrimmage prior to 2021-22 and missed the full season
- Four-star guard ranked No. 28 in 2021 recruiting class (ESPN100)
- Attended Montverde Academy in Florida, signed with Baylor in Nov. 2020 as part of highest-ranked recruiting class in program history (No. 4 by ESPN)
- Helped Montverde Academy to a 24-1 record and MaxPreps National Championship as a senior in 2020-21
- Participated in 2021 USA Basketball Men's U19 World Cup Team Training Camp
- Played in 2019 USA Basketball Men's Junior National Team minicamps
- Played first two high school seasons at Cibolo Steele High School before transferring to Montverde
- Averaged 23.1 points and 7.8 rebounds to help Steele to Class 6A state semifinals as a sophomore in 2018-19

2022-23 GAME-BY-GAME

OPPONENT	DATE	GS	MIN	FG	3FG	FT	OR-DR-TR	PF	A	T	B	S	PTS
Mississippi Valley State	11/7		21	4/9	1/2	4/6	3-5-8	1	1	1	1	2	13
Norfolk State	11/11		10	1/4	1/4	0/0	0-1-1	1	0	0	0	0	3
Northern Colorado	11/14		13	2/4	1/2	0/0	0-0-0	0	0	0	0	0	5
#16 vs. Virginia	11/18		4	0/1	0/1	0/0	0-0-0	2	0	0	0	0	0
#8 vs. UCLA	11/20		4	0/0	0/0	0/0	0-1-1	0	0	0	0	0	0
McNeese State	11/23		17	4/7	2/3	1/1	1-3-4	2	1	1	0	1	11
at Marquette	11/29		14	3/7	1/4	1/2	1-1-2	2	1	1	0	0	8
#14 vs. Gonzaga	12/2		14	4/6	0/1	2/2	1-1-2	2	0	0	0	0	10
Tarleton	12/6	*	35	7/15	2/6	4/4	1-5-6	2	2	3	1	2	20
vs. Washington State	12/18		11	0/1	0/1	3/4	0-1-1	2	1	1	0	0	3
Northwestern State	12/20		20	0/7	0/2	2/2	1-1-2	0	1	1	0	0	2
Nicholls State	12/28		24	5/6	2/3	5/6	2-1-3	3	2	2	0	2	17
at Iowa State	12/31		21	0/3	0/2	0/0	0-1-1	3	0	3	0	0	0
#17 TCU	1/4		16	3/4	2/2	2/2	1-1-2	0	1	1	0	0	10
Kansas State	1/7		20	3/5	2/2	2/2	0-1-1	1	0	0	0	0	10
at West Virginia	1/11		10	0/1	0/1	0/0	1-2-3	3	0	0	0	1	0
Oklahoma State	1/14		17	1/6	0/4	0/0	0-2-2	2	0	1	0	0	2
at Texas Tech	1/17		19	1/7	0/2	1/2	2-0-2	0	2	0	0	1	3
at Oklahoma	1/21		18	2/5	0/1	2/2	1-1-2	2	0	0	0	0	6
#9 Kansas	1/23		18	3/7	1/2	4/4	1-0-1	1	0	1	0	1	11
Arkansas	1/28		19	1/6	1/3	0/0	1-0-1	3	0	0	0	0	3
at #10 Texas	1/30						DNP (Thigh/Hip Contusion)						
Texas Tech	2/4		18	3/7	1/3	0/0	1-0-1	2	4	0	0	1	7
Oklahoma	2/8		31	7/9	2/2	3/7	3-2-5	2	1	0	0	0	19
at #17 TCU	2/11		25	2/4	1/2	0/1	0-2-2	2	1	0	0	1	5
West Virginia	2/13		21	2/4	2/3	0/0	1-2-3	1	4	0	0	0	6
at #5 Kansas	2/18		14	1/3	0/2	0/2	1-0-1	4	0	1	0	0	2
at Kansas State	2/21		16	1/2	0/1	1/3	2-0-2	1	1	2	0	0	3
Texas	2/25												
at Oklahoma State	2/27												
Iowa State	3/4												

LOVE, Langston

		Field Goals		3-Point		F-Throws		Rebounds				Scoring								
SEASON	TEAM	GP-GS	MIN/AVG	FG-FGA	FG%	3FG-3FGA	3FG%	FT-FTA	FT%	OFF	DEF	TOT	AVG	PF-FO	A	TO	BLK	STL	PTS	AVG
2022-23	Baylor	27-1	467/17.3	60-140	.429	22-62	.355	37-52	.712	25	36	61	2.3	44-0	23	19	4	12	179	6.6
TOTAL		27-1	467/17.3	60-140	.429	22-62	.355	37-52	.712	25	36	61	2.3	44-0	23	19	4	12	179	6.6



32 — ZACH LOVEDAY

F • 7-0 • 240 • SO. • 1L

GALLIPOLIS, OHIO
(HUNTINGTON PREP)

SEASON HIGHS

Points: 6 vs. MVSU (11/7/22)
 FG: 3 vs. MVSU (11/7/22)
 FGA: 4 vs. MVSU (11/7/22)
 3FG: 1 vs. MVSU (11/7/22)
 3FGA: 3 vs. MVSU (11/7/22)
 FT: 0
 FTA: 3 vs. MVSU (11/7/22)
 Rebounds: 2 vs. MVSU (11/7/22), at Marquette (11/29/22)
 Assists: —
 Turnovers: 1 vs. McNeese (11/23/22) vs. Nicholls (12/28/22)
 Blocks: 1 vs. MVSU (11/7/22)
 Steals: 1 vs. McNeese (11/23/22)
 Minutes Played: 10

CAREER HIGHS

Points: — 10 vs. Alcorn State (12/30/20)
 FG: — 4 vs. UAPB (12/21/20); vs. Alcorn State (12/30/20)
 FGA: — 5 vs. UAPB (12/21/20)
 3FG: — 1, four times
 3FGA: — 2 vs. UAPB (12/4/21); vs. Alcorn State (12/20/21)
 FT: — 2 vs. Alcorn State (12/30/20)
 FTA: — 4 vs. Norfolk State (3/17/22)
 Rebounds: — 4 vs. UAPB (12/21/20)
 Assists: — 1 vs. Kansas State (1/27/21); at Kansas (2/5/22)
 Turnovers: — 3 vs. Alcorn State (12/20/21)
 Blocks: — 2 vs. Alcorn State (12/30/20); vs. NWST (12/28/21)
 Steals: — 1, three times
 Minutes Played: — 16 vs. UAPB (12/21/20)

MISCELLANEOUS

	22-23	CAREER	BU RECORD
Double-Figure Points:	—	1	1-0
2+ Blocks:	—	2	2-0
Led team in Points:	—	—	—
Led team in Rebounds:	—	—	—
Led team in Blocks:	—	6	5-1
Led team in Bench Points:	—	—	—

LOVEDAY NOTEBOOK

- Junior 7-footer from Ohio, played final two high school seasons at national power Huntington Prep
- Blocked 2 shots in 7 minutes off bench vs. Northwestern State (12/28/21)
- Had 4 blocks in 35 minutes over final 7 games played last season
- Scored in double-figures for first time with 10 points (4-4 FGs) and added 2 blocks in 10 minutes vs. Alcorn State (12/30/20)
- Made career-first 3-pointer and added assist as part of 6-point effort in 5 minutes off bench vs. K-State (1/27/21)
- Posted 8 points and 4 rebounds and 16 minutes off bench vs. UAPB (12/21)
- Ranked No. 51 overall and No. 12 among centers in 2020 signing class by Rivals
- One of five players from 2019-20 Huntington Prep squad to sign with Division I programs
- Father, Billy Loveday, played basketball at Hanover College

2022-23 GAME-BY-GAME

OPPONENT	DATE	GS	MIN	FG	3FG	FT	OR-DR-TR	PF	A	T	B	S	PTS
Mississippi Valley State	11/7		10	3/4	1/3	0/3	0-2-2	2	0	0	1	0	6
Norfolk State	11/11		3	1/1	0/0	0/0	0-1-1	1	0	0	0	0	2
Northern Colorado	11/14		8	0/0	0/0	0/0	0-0-0	2	0	0	0	0	0
vs. Virginia	11/18						DNP						
vs. UCLA	11/20		1	0/0	0/0	0/0	0-0-0	0	0	0	0	0	0
McNeese State	11/23		5	0/2	0/0	0/0	0-0-0	1	0	1	0	1	0
at Marquette	11/29		3	1/2	0/0	0/0	2-0-2	0	0	0	0	0	2
vs. Gonzaga	12/2						DNP						
Tarleton	12/6		1	0/0	0/0	0/0	0-0-0	0	0	0	0	0	0
vs. Washington State	12/18						DNP						
Northwestern State	12/20		1	0/0	0/0	0/0	0-1-1	0	0	0	0	0	0
Nicholls State	12/28		3	0/0	0/0	0/0	0-1-1	0	0	1	0	0	0
at Iowa State	12/31						DNP						
TCU	1/4						DNP						
Kansas State	1/7						DNP						
at West Virginia	1/11						DNP						
Oklahoma State	1/14		1	0/0	0/0	0/0	0-0-0	0	0	0	0	0	0
at Texas Tech	1/17						DNP						
at Oklahoma	1/21						DNP						
#9 Kansas	1/23						DNP						
Arkansas	1/28						DNP						
at #10 Texas	1/30						DNP						
Texas Tech	2/4		1	1/1	0/0	0/0	0-0-0	0	0	0	0	0	2
Oklahoma	2/8						DNP						
at #11 TCU	2/11						DNP						
West Virginia	2/13						DNP						
at #5 Kansas	2/18						DNP						
at Kansas State	2/21						DNP						
Texas	2/25						DNP						
at Oklahoma State	2/27						DNP						
Iowa State	3/4						DNP						

LOVEDAY, Zach

SEASON	TEAM	GP-GS	MIN/AVG	Field Goals		3-Point		F-Throws		Rebounds				Scoring						
				FG-FGA	FG%	3FG-3FGA	3FG%	FT-FTA	FT%	OFF	DEF	TOT	AVG	PF-FO	A	TO	BLK	STL	PTS	AVG
2020-21	Baylor	13-0	59/4.6	12-17	.706	1-2	.500	3-4	.750	4	10	14	1.1	8-0	1	1	4	1	28	2.2
2021-22	Baylor	12-0	46/3.8	4-9	.444	2-5	.400	2-6	.333	5	8	13	1.1	8-0	1	5	4	1	12	1.0
2022-23	Baylor	11-0	37/3.4	6-10	.600	0-1	.000	0-3	.000	2	5	7	0.6	6-0	0	2	1	1	12	1.1
TOTAL		36-0	143/4.0	22-36	.611	3-8	.375	5-13	.385	11	23	34	0.9	22-0	2	8	9	3	52	1.4



15 – JOSH OJIANWUNA

F • 6-10 • 230 • FR. • HS
 ASABA, NIGERIA
 (NBA GLOBAL ACADEMY)

SEASON/CAREER HIGHS

Points: 11 vs. Nicholls (12/28/22), vs. TCU (1/4/23)
 FG: 4, four times
 FGA: 7 vs. Tarleton (12/6/22), vs. Nicholls (12/28/22)
 3FG: –
 3FGA: –
 FT: 3, four times
 FTA: 6 vs. Norfolk State (11/11/22), at Oklahoma (1/21/23)
 Rebounds: 11 vs. Nicholls (12/28/22)
 Assists: 2 vs. Nicholls (12/28/22), at Texas Tech (1/17/23)
 Turnovers: 2, vs. NWST (12/20/22)
 Blocks: 3 vs. Nicholls (12/28/22)
 Steals: 2 vs. Arkansas (1/28/23)
 Minutes Played: 22 vs. Tarleton (12/6/22), at WVU (1/11/23)

MISCELLANEOUS

	22-23	BU RECORD
Double-Figure Points:	2	2-0
Double-Figure Rebounds:	1	1-0
Double-Doubles:	1	1-0
2+ Blocks:	2	2-0
Led team in Points:	–	–
Led team in Rebounds:	4	4-0
Led team in Blocks:	3	3-0
Led team in Bench Points:	7	7-0

OJIANWUNA NOTEBOOK

- 6-foot-10 Freshman from Asaba, Nigeria, who played at the NBA Global Academy
- Matched his career high with 11 points off the bench against TCU (1/4/23)
- Recorded his career-first double-double with 11 points and 11 rebounds against Nicholls (12/28/22)
- Notched a then career high 8 rebounds, leading the Bears to a win over Northwestern State (12/20/22)
- Scored nine points and grabbed seven rebounds in his collegiate debut against MVSU (11/7/22)
- Had 14 rebounds through his first two games of his collegiate career
- Made his debut with the Bears as they represented Team USA in the inaugural GLOBL JAM in Toronto in July
- He arrived just hours before BU's game against Team Canada, but played 14 minutes, scoring 6 points and grabbing 4 rebounds
- Finished second on the team with 5.5 rebounds per game in four contests
- Attended NBA Academy Africa in 2017, before transitioning to NBA Global Academy in 2019
- Participated in the NCAA's Next Generation Sunday event at the 2019 Men's Final Four
- Competed for The NBA Academy Africa at the 2019 NBA Academy Games in Atlanta
- Participated in Basketball Without Borders Africa 2019 in Senegal
- Helped his team to a third-place finish in the 2018 NBA Academy Games for NBA Academy Africa
- Competed alongside top prospects from the league's academies in a series of exhibition games at the NBA G League Winter Showcase in Las Vegas in December of 2018

2022-23 GAME-BY-GAME

OPPONENT	DATE	GS	MIN	FG	3FG	FT	OR-DR-TR	PF	A	T	B	S	PTS
Mississippi Valley State	11/7		14	4/6	0/0	1/2	5-2-7	4	0	1	1	0	9
Norfolk State	11/11		16	1/2	0/0	3/6	5-2-7	4	0	1	1	0	5
Northern Colorado	11/14		19	2/2	0/0	2/2	2-1-3	4	0	1	2	0	6
vs. #16 Virginia	11/18		9	1/1	0/0	0/0	1-2-3	1	0	0	0	0	2
vs. #8 UCLA	11/20		12	2/2	0/0	3/4	0-2-2	0	0	0	1	0	7
McNeese State	11/23		14	2/2	0/0	2/2	0-2-2	1	0	1	0	0	6
at Marquette	11/29		9	1/1	0/0	0/0	0-1-1	3	0	1	0	0	2
vs. #14 Gonzaga	12/2		12	0/1	0/0	1/2	0-1-1	2	0	0	1	0	1
Tarleton	12/6		22	4/7	0/0	0/0	2-3-5	4	0	1	0	1	8
vs. Washington State	12/18		13	3/3	0/0	1/1	3-0-3	3	1	0	0	1	7
Northwestern State	12/20		19	2/4	0/0	1/2	3-5-8	1	0	2	0	0	5
Nicholls State	12/28		21	4/7	0/0	3/4	3-8-11	1	2	1	3	1	11
at Iowa State	12/31		17	1/1	0/0	0/0	0-4-4	3	0	1	0	1	2
#17 TCU	1/4		21	4/5	0/0	3/4	4-3-7	4	1	1	1	1	11
Kansas State	1/7		12	3/5	0/0	0/0	1-2-3	1	0	0	0	0	6
at West Virginia	1/11		22	1/1	0/0	1/2	0-1-1	3	0	0	0	0	3
Oklahoma State	1/14		17	3/6	0/0	1/2	1-2-3	3	0	1	0	0	7
at Texas Tech	1/17		17	3/4	0/0	0/0	3-3-6	3	2	0	0	1	6
at Oklahoma	1/21		12	0/4	0/0	6/6	4-0-4	0	0	0	0	0	6
#9 Kansas	1/23		14	1/2	0/0	0/1	3-2-5	1	0	2	0	0	2
Arkansas	1/28		14	0/0	0/0	0/0	0-3-3	1	1	2	0	2	0
at #10 Texas	1/30		14	1/3	0/0	0/0	1-0-1	3	0	0	0	1	2
Texas Tech	2/4		9	2/4	0/0	1/2	1-0-1	0	0	0	0	0	0
Oklahoma	2/8						DNP						
at #11 TCU	2/11						DNP						
West Virginia	2/13		2	0/0	0/0	0/0	0-0-0	0	0	0	0	0	0
at #5 Kansas	2/18		3	0/0	0/0	0/0	2-1-3	0	0	0	0	0	0
at Kansas State	2/21						DNP						
Texas	2/25												
at Oklahoma State	2/27												
Iowa State	3/4												

OJIANWUNA, Josh

SEASON	TEAM	Field Goals		3-Point		F-Throws		Rebounds				Scoring								
		GP-GS	MIN/AVG	FG-FGA	FG%	3FG-3FGA	3FG%	FT-FTA	FT%	OFF	DEF	TOT	AVG	PF-FO	A	TO	BLK	STL	PTS	AVG
2022-23	Baylor	25-0	353/14.1	45-73	.616	0-0	.000	29-42	.690	44	50	94	3.8	50-0	7	16	10	9	119	4.8
TOTAL		25-0	353/14.1	45-73	.616	0-0	.000	29-42	.690	44	50	94	3.8	50-0	7	16	10	9	119	4.8



23 — JONATHAN TCHAMWA TCHATCHOUA

F • 6-8 • 250 • SR. • 2L

DOUALA, CAMEROON

(NBA GLOBAL ACADEMY – AUSTRALIA / UNLV)

SEASON HIGHS

Points: 11 vs. WVU (2/13/23) at KSU (2/21/23)
 FG: 5 vs. WVU (2/13/23)
 FGA: 7 vs. WVU (2/13/23), at KSU (2/21/23)
 3FG: 2 vs. Texas Tech (2/4/23), vs. Oklahoma (2/8/23)
 3FGA: 5 vs. Oklahoma (2/8/23)
 FT: 2 at KSU (2/21/23)
 FTA: 4 at KSU (2/21/23)
 Rebounds: 12 at KSU (2/21/23)
 Assists: 2 at KSU (2/21/23)
 Turnovers: 1, five times
 Blocks: 1, four times
 Steals: 1, three times
 Minutes Played: 25 at Kansas (2/18/23)

CAREER HIGHS

Points: — 21 at Kansas State (2/9/22)
 FG: — 9 at Kansas State (2/9/22)
 FGA: — 10, three times
 3FG: — 2, three times
 3FGA: — 5 vs. Oklahoma (2/8/23)
 FT: — 9 vs. Colorado State (1/2/19)
 FTA: — 10 vs. Colorado State (1/2/19)
 Rebounds: — 13 vs. UAPB (12/4/21)
 Assists: — 2, six times
 Turnovers: — 4, four times
 Blocks: — 4 at Oklahoma State (1/23/21)
 Steals: — 2, 12 times
 Minutes Played: — 40 vs. BYU (12/15/18)

MISCELLANEOUS

	22-23	BU CAREER	BU RECORD
Double-Figure Points:	2	18	17-1
Double-Figure Rebounds:	1	9	7-2
Double-Doubles:	1	4	3-1
20+ Points:	—	1	1-0
2+ Blocks:	—	5	5-0
Led team in Points:	—	2	2-0
Led team in Rebounds:	3	23	19-4
Led team in Blocks:	3	16	13-3
Led team in Bench Points:	4	21	17-4

TCHAMWA TCHATCHOUA NOTEBOOK

- Fifth-year senior big man with tremendous athleticism, extremely coachable
- Recorded his first double-double in over a year with 11 points and 12 rebounds at Kansas State (2/21/23).
- Scored in double-figures (11) for the first time since Feb. 9, 2022, against WVU (2/13/23).
- Played a season-high 21 minutes tying a career high with two three pointers against Oklahoma (2/8/23)
- Made his return to the court 357 days after a devastating knee injury and scored 8 points on a career-high two threes vs. Tech (2/4/23)
- Suffered season-ending injury in win over Texas (2/12/22)
- Had a 4 1/2 hour surgery on 2/13 to repair multiple ligaments in left knee
- Had a second surgery to repair nerve damage in his knee on July 1st
- No timetable has been set for his return
- Honored as 2022 Big 12 Defensive Player of the Year and named to Big 12 All-Defensive Team
- Coaches refer to him as “Everyday Jon,” because they know he’s going to be the same energy-giving person every day
- Transferred to Baylor after playing one year at UNLV, sat out 2019-20 season and participated on BU practice squad
- Named to Naismith Defensive Player of the Year Watch List (1 of 15 overall; 1 of 3 from Big 12 Conference)
- Scored in double-figures off bench in 10 of final 20 games in 2021-22; did so in 7 of previous 65 collegiate games
- Has 17 career double-figure scoring games (16 at BU; Bears are 16-0), 10 career double-figure rebounding games (8 at BU)
- Scored career-high 21 points on 9-of-108, added 6 rebounds in 25 minutes off bench at K-State (2/9/22)
- Recorded 4th career double-double (3rd at BU) with 13 points and 12 rebounds in 22 minutes off bench vs. K-State (1/25/22)
- Then-career-high 16 points on perfect 6-of-6 from field, including 2-of-2 from 3-point range, in win over Alcorn State (12/20/21)
- Posted 3rd career double-double (2nd at BU) with career-highs of 14 points and 13 rebounds in 21 minutes vs. UAPB (12/4/21)
- Opened season with 3-straight 10-rebound games; has 8 career double-digit rebounding games (6 at Baylor)
- Had 11 points and 6 rebounds in 21 minutes of Final Four win vs. Houston (4/3/21), highest-scoring game since Dec. 29, 2020
- 2nd career double-double with 13 points and then-career-high 11 boards vs. Central Arkansas (12/29/20)
- Played 31 games (11 starts) as freshman at UNLV, averaging 3.4 PPG, 3.5 RPG, 0.7 BPG in 13.3 MPG
- Recorded career-first double-double with 13 points and 12 rebounds in 16 minutes vs. Colorado State (1/2/19) while at UNLV
- Played 40 minutes in overtime win in first collegiate start vs. BYU (12/15/18) while at UNLV
- Born in Cameroon, moved to Australia and played at NBA Global Academy for final two high school seasons

2021-22 GAME-BY-GAME

OPPONENT	DATE	GS	MIN	FG	3FG	FT	OR-DR-TR	PF	A	T	B	S	PTS
Mississippi Valley State	11/7						DNP						
Norfolk State	11/11						DNP						
Northern Colorado	11/14						DNP						
vs. #16 Virginia	11/18						DNP						
vs. #7 UCLA	11/20						DNP						
McNeese State	11/23						DNP						
at Marquette	11/29						DNP						
vs. #14 Gonzaga	12/2						DNP						
Tarleton	12/6						DNP						
vs. Washington State	12/18						DNP						
Northwestern State	12/20						DNP						
Nicholls State	12/28						DNP						
at Iowa State	12/31						DNP						
#17 TCU	1/4						DNP						
Kansas State	1/7						DNP						
at West Virginia	1/11						DNP						
Oklahoma State	1/14						DNP						
at Texas Tech	1/17						DNP						
at Oklahoma	1/21						DNP						
#9 Kansas	1/23						DNP						
Arkansas	1/28						DNP						
at #10 Texas	1/30						DNP						
Texas Tech	2/4		14	3/4	2/2	0/0	2-2-4	1	0	1	0	0	8
Oklahoma	2/8		21	2/5	2/5	0/0	0-4-4	3	1	1	1	1	6
at #17 TCU	2/11		24	0/4	0/2	0/0	1-6-7	2	0	1	1	0	0
West Virginia	2/13		23	5/7	0/0	1/1	2-1-3	2	1	1	1	1	11
at #5 Kansas	2/18		24	2/3	0/0	1/1	0-6-6	3	0	0	0	1	5
at Kansas State	2/21		23	4/7	1/1	2/4	5-7-12	2	2	1	1	0	11
Texas	2/25												
at Oklahoma State	2/27												
Iowa State	3/4												

TCHAMWA TCHATCHOUA, Jonathan

SEASON	TEAM	GP-GS	MIN/AVG	Field Goals		3-Point		F-Throws		Rebounds				Scoring						
				FG-FGA	FG%	3FG-3FGA	3FG%	FT-FTA	FT%	OFF	DEF	TOT	AVG	PF-FO	A	TO	BLK	STL	PTS	AVG
2018-19	UNLV	31-11	410/13.2	38-80	.475	0-3	.000	30-44	.682	57	50	107	3.5	68-0	6	25	21	7	106	3.4
2020-21	Baylor	29-0	556/19.2	76-132	.576	0-0	.000	34-44	.773	57	87	144	5.0	63-0	13	27	19	15	186	6.4
2021-22	Baylor	25-0	523/20.9	88-130	.677	6-13	.462	27-35	.771	54	116	170	6.8	57-2	17	29	9	17	209	8.4
2022-23	Baylor	6-0	131/21.9	16-30	.533	5-10	.500	4-6	.667	10	26	36	6.0	13-0	4	5	4	3	41	6.8
TOTAL FOR Baylor		60-0	1210/20.2	180-292	.616	11-23	.478	65-85	.765	121	229	350	5.8	133-2	34	61	32	35	436	7.3
TOTAL		91-11	1620/17.8	218-372	.586	11-26	.423	95-129	.736	178	279	457	5.0	201-2	40	86	53	42	542	6.0



0 — FLO THAMBA

F • 6-10 • 250 • 5SR. • 4L

KINSHASA, CONGO

(MOUNTAIN MISSION SCHOOL)

SEASON HIGHS

Points: 14 vs. Kansas State (1/17/23)
FG: 4 vs. Kansas State (1/17/23)
FGA: 6 vs. Kansas State (1/17/23)
3FG: –
3FGA: –
FT: 6 vs. Kansas State (1/17/23), vs. Oklahoma State (1/14/23)
FTA: 10 vs. MVSU (1/17/22)
Rebounds: 10 vs. MVSU (1/17/22), at Oklahoma (1/21/23)
Assists: 4 vs. Texas Tech (2/4/23)
Turnovers: 4 vs. Tarleton (12/6/22)
Blocks: 2, three times
Steals: 2 vs. Norfolk State (11/11/22), vs. McNeese (11/23/22)
Minutes Played: 33 vs. Kansas State (1/17/23)

CAREER HIGHS

Points: – 18 vs. Kansas (2/26/22)
FG: – 8 vs. Alcorn State (12/20/21); vs. Kansas (2/26/22)
FGA: – 13 vs. Kansas (2/26/22)
3FG: –
3FGA: –
FT: – 8 vs. Texas (2/12/22)
FTA: – 11 vs. Texas (2/12/22)
Rebounds: – 11 vs. Auburn (1/30/21); vs. Texas (2/12/22)
Assists: – 4 vs. Texas Tech (2/4/23)
Turnovers: – 4 at Oklahoma (1/22/22)
Blocks: – 4 vs. UT Martin (12/18/19); vs. Texas (2/12/22)
Steals: – 3 vs. Central Arkansas (11/17/21); at Oklahoma (1/22/22)
Minutes Played: – 33 at Oklahoma State (2/21/22), vs. KSU (1/17/23)

MISCELLANEOUS

	22-23	CAREER	BU RECORD
Double-Figure Points:	2	12	10-2
Double-Figure Rebounds:	2	6	6-0
Double-Doubles:	–	1	1-0
2+ Blocks:	2	20	16-4
Led team in Points:	–	2	2-0
Led team in Rebounds:	5	13	11-2
Led team in Blocks:	4	40	34-6

THAMBA NOTEBOOK

- Fifth-year senior with 7-foot-5 wingspan, originally from Kinshasa, Congo
- Has the most Big 12 wins in program history (54).
- The program's all-time winningest player in both games played (113) and career wins (121).
- Shooting 46/61 (.754) from the free throw line over the last 18 games, after starting the season 14/34 (.412) in nine games.
- Notched double figures for the second time in three games with 12 points to help BU past Oklahoma State (1/14/23).
- Set a season high with 14 points against KSU (1/7/23), his highest total since he had 14 against Norfolk State in the opening round of the NCAA Tournament (3/17/22)
- Scored a season-high 8 points to go along with 6 rebounds in a win over Washington State (12/18)
- With a win over Tarleton (12/6), Thamba became Baylor's all-time winningest player in games played (100), and career games regardless of participation (108).
- Notched 11 rebounds in the opener vs. MVSU (11/7/22), his fifth double-digit rebound game of his career and first since 2/12/22.
- Appeared in all five games of Canada basketball's inaugural GLOBL Jam, led the team with four blocks in five games
- One of two players in program history with 10 NCAA tournament games played, one of three with 8 NCAA Tournament starts
- Has started 66-consecutive games after entering 2020-21 national championship season with 0 career starts in 52 games played
- Scored in double-figures in 6 of last 12 games after doing so in 4 of first 106 games
- 10 games after Jon's injury last year: averaged 9.8 points, 7.6 rebounds, 1.2 blocks in 27.9 minutes per game
- Had 8 more steals last season (22 in 694 minutes) than first 3 seasons combined (13 in 952 minutes)
- Broke program record with 9th NCAA Tournament game played (7th start), had 14 points vs. Norfolk State (3/17/22)
- Had a career-high 18 points and 9 rebounds in 23 minutes in win over No. 5 Kansas (2/26/22)
- Recorded 10 points, 8 rebounds, 1 block, 1 assist and 1 steal in 30 minutes of win vs. TCU (2/19/22)
- Career-first double-double with 12 points and career-highs of 11 rebounds, 4 blocks and 30 minutes vs. No. 20 Texas (2/12/22)
- Had then-season-high 10 rebounds along with 7 points and career-highs of 3 steals and 28 minutes in win at Oklahoma (1/22/22)
- Tied then-career-high with 11 points, added 2 steals and a block in career-high 23 minutes vs. Arizona State (11/24/21)
- Came off bench in 33 of team's 34 games as freshman in 2018-19, including 15 games with double-digit minutes
- Born in Congo, lived in England, France and South Africa, emigrated to United States in 2014
- Averaged 14.0 points, 10.0 rebounds and 1.5 blocks as senior at Mountain Mission School in Grundy, Va.
- Late addition to 2018 signing class, ranked No. 243 overall and No. 34 center by 247Sports

2022-23 GAME-BY-GAME

OPPONENT	DATE	GS	MIN	FG	3FG	FT	OR-DR-TR	PF	A	T	B	S	PTS
Mississippi Valley State	11/7	*	19	0/1	0/0	5/10	6-4-10	1	1	0	1	1	5
Norfolk State	11/11	*	22	2/2	0/0	2/7	1-1-2	4	0	3	2	2	6
Northern Colorado	11/14	*	18	2/2	0/0	2/5	1-3-4	2	0	1	1	0	6
vs. Virginia	11/18	*	27	3/3	0/0	0/0	1-4-5	3	2	1	0	1	6
vs. UCLA	11/20	*	27	0/0	0/0	1/2	3-3-6	0	0	0	2	0	1
McNeese State	11/23	*	23	2/2	0/0	1/3	2-2-4	3	1	0	0	2	5
at Marquette	11/29	*	22	0/1	0/0	1/2	1-2-3	4	0	2	0	0	1
vs. Gonzaga	12/2	*	28	1/3	0/0	0/0	1-7-8	2	0	3	2	0	2
Tarleton	12/6	*	17	2/4	0/0	2/5	1-3-4	3	0	4	0	0	6
vs. Washington State	12/18	*	24	3/5	0/0	2/2	1-5-6	4	0	3	0	0	8
Northwestern State	12/20	*	20	2/3	0/0	0/0	0-6-6	3	0	1	0	0	4
Nicholls State	12/28	*	19	1/1	0/0	2/2	2-2-4	3	2	1	0	0	4
at Iowa State	12/31	*	22	1/3	0/0	3/6	2-3-5	3	2	1	0	0	5
TCU	1/4	*	19	1/2	0/0	3/5	0-4-4	5	1	1	1	1	5
Kansas State	1/7	*	14	4/6	0/0	6/8	4-3-7	2	2	3	0	1	14
at West Virginia	1/11	*	18	0/2	0/0	5/6	2-4-6	4	0	1	0	1	5
Oklahoma State	1/14	*	22	3/7	0/0	6/6	1-3-4	2	1	2	0	1	12
at Texas Tech	1/17	*	23	0/0	0/0	2/2	1-1-2	3	2	0	0	0	2
at Oklahoma	1/21	*	28	3/4	0/0	0/0	4-6-10	3	0	2	0	0	6
#9 Kansas	1/23	*	26	1/1	0/0	2/3	1-1-2	3	0	0	0	1	4
Arkansas	1/28	*	26	0/0	0/0	3/4	2-4-6	2	0	0	1	1	3
at #10 Texas	1/30	*	25	1/4	0/0	3/4	2-4-6	5	0	1	0	0	5
Texas Tech	2/4	*	18	3/4	0/0	3/3	0-4-4	2	4	1	0	0	9
Oklahoma	2/8	*	19	1/1	0/0	2/2	3-2-5	4	1	1	1	1	4
at #17 TCU	2/11	*	16	1/2	0/0	2/2	0-0-0	4	0	3	0	0	4
West Virginia	2/13	*	15	2/4	0/0	1/2	3-2-5	3	0	2	0	0	5
at #5 Kansas	2/18	*	12	0/0	0/0	1/4	1-1-2	4	0	0	0	0	1
at #14 Kansas State	2/21	*	16	1/1	0/0	0/0	0-1-1	2	0	0	0	0	2
#8 Texas	2/25												
at Oklahoma State	2/27												
Iowa State	3/4												

THAMBA, Flo

SEASON	TEAM	GP-GS	MIN/AVG	Field Goals			3-Point			F-Throws		Rebounds				Scoring				
				FG-FGA	FG%	3FG-3FGA	3FG%	FT-FTA	FT%	OFF	DEF	TOT	AVG	PF-FO	A	TO	BLK	STL	PTS	AVG
2018-19	Baylor	33-0	330/10.0	21-39	.538	0-0	.000	16-30	.533	31	41	72	2.2	57-1	11	24	21	6	58	1.8
2019-20	Baylor	19-0	172/9.1	13-27	.481	0-0	.000	17-30	.567	14	28	42	2.2	33-1	2	7	13	1	43	2.3
2020-21	Baylor	30-30	449/15.0	40-71	.563	0-0	.000	29-47	.617	52	67	119	4.0	76-1	5	19	20	6	109	3.6
2021-22	Baylor	34-34	694/20.4	78-143	.545	0-0	.000	56-95	.589	97	92	189	5.6	92-2	10	27	35	22	212	6.2
2022-23	Baylor	28-28	601/21.5	40-68	.588	0-0	.000	60-95	.632	46	85	131	4.7	82-2	19	37	11	13	140	5.0
TOTAL		144-92	2247/15.6	192-348	.552	0-0	.000	178-297	.599	240	313	553	3.8	340-7	47	114	100	48	562	3.9



5 — JORDAN TURNER

G/F • 6-8 • 195 • JR. • 2L
HOUSTON, TEXAS
(SUNRISE CHRISTIAN – KS)

SEASON HIGHS

Points: 1 vs. Tarleton (12/6/22)
FG: —
FGA: 2 vs. Tarleton (12/6/22)
3FG: —
3FGA: —
FT: 1 vs. Tarleton (12/6/22)
FTA: 2 vs. Tarleton (12/6/22), vs. Nicholls (12/28/22)
Rebounds: 2 vs. Tarleton (12/6/22)
Assists: —
Turnovers: — 1 vs. Nicholls (12/28/22)
Blocks: —
Steals: —
Minutes Played: 5 vs. Tarleton (12/6/22)

CAREER HIGHS

Points: — 10 vs. Alcorn State (12/30/20)
FG: — 3 vs. Alcorn State (12/30/20)
FGA: — 6 vs. Northwestern State (12/28/21)
3FG: — 3 vs. Alcorn State (12/30/20)
3FGA: — 5 vs. Northwestern State (12/28/21)
FT: — 4 vs. UAPB (12/21/20)
FTA: — 4 vs. UAPB (12/21/20)
Rebounds: — 6 vs. Norfolk State (3/17/22)
Assists: — 2 vs. UAPB (12/21/20); vs. UAPB (12/4/21)
Steals: —
Blocks: — 1 vs. Central Arkansas (11/17/21)
Turnovers: — 1, three times
Minutes Played: — 14 vs. UAPB (12/21/20)

MISCELLANEOUS

	22-23	BU CAREER	BU RECORD
Double-Figure Points:	—	1	1-0
2+ Blocks:	—	—	—
Led team in Points:	—	—	—
Led team in Rebounds:	—	—	—
Led team in Blocks:	—	—	—
Led team in Bench Points:	—	—	—

TURNER NOTEBOOK

- Fourth-year junior wing from Houston, attended Sunrise Christian in Bel Aire, Kan., for final 2 prep seasons
- After missing the first eight games with a wrist injury, made his season debut playing 5 minutes and scoring one point vs. Tarleton (12/6)
- Finished fourth on the team, scoring 8.4 points per game in Canada Basketball's GLOBL Jam in July
- Scored in double figures in both games against Brazil (13 pts. in pool play and 11 pts. in championship game)
- Combined for 16 points, 13 rebounds and 2 assists in 48 minutes over last 7 games played last season
- Recorded 6 points and career-high 6 rebounds in 10 minutes off bench in NCAA Tournament vs. Norfolk State (3/17/22)
- Posted 4 offensive rebounds, 2 points and 1 assist in 5 minutes of season-opener vs. Incarnate Word (11/12/21)
- Combined for 20 points and 15 rebounds in 47 minutes over final 9 games played last season (5-of-8 from 3-point range)
- Posted career-high 10 points (3-3 3FGs), added 3 rebounds in 8 minutes off bench vs. Alcorn State (12/30/20)
- Scored career-first points with 7 points and 4 rebounds in season-high 14 minutes off bench vs. UAPB (12/21/20)
- Played first two collegiate games in Bears' trip to Las Vegas, seeing 2 minutes of late-game action in both games
- Elected to take voluntary redshirt and participate on practice squad during 2019-20 season
- Ranked No. 11 recruit in Texas and No. 24 SF nationally in 2019 signing class by ESPN
- Played first two prep seasons at Global Learning Village in Houston
- Twin brother, Jalyn, is junior on Central Oklahoma basketball squad

2022-23 GAME-BY-GAME

OPPONENT	DATE	GS	MIN	FG	3FG	FT	OR-DR-TR	PF	A	T	B	S	PTS
Mississippi Valley State	11/7						DNP (Wrist)						
Norfolk State	11/11						DNP (Wrist)						
Northern Colorado	11/14						DNP (Wrist)						
vs. Virginia	11/18						DNP (Wrist)						
vs. UCLA	11/20						DNP (Wrist)						
McNeese State	11/23						DNP (Wrist)						
at Marquette	11/29						DNP (Wrist)						
vs. Gonzaga	12/2						DNP (Wrist)						
Tarleton	12/6		5	0/2	0/0	1/2	2-0-2	1	0	0	0	0	1
vs. Washington State	12/18						DNP						
Northwestern State	12/20						DNP						
Nicholls State	12/28		3	0/0	0/0	0/2	1-0-1	0	0	1	0	0	0
at Iowa State	12/31		2	0/0	0/0	0/0	0-1-1	0	0	0	0	0	0
TCU	1/4						DNP						
Kansas State	1/7						DNP						
at West Virginia	1/11						DNP						
Oklahoma State	1/14		1	0/0	0/0	0/0	1-0-1	0	0	0	0	0	0
at Texas Tech	1/17						DNP						
at Oklahoma	1/21						DNP						
#9 Kansas	1/23						DNP						
Arkansas	1/28						DNP						
at Texas	1/30						DNP						
Texas Tech	2/4						DNP						
Oklahoma	2/8						DNP						
at TCU	2/11						DNP						
West Virginia	2/13		1	0/0	0/0	0/0	0-0-0	0	0	0	0	0	0
at #5 Kansas	2/18						DNP						
at #14 Kansas State	2/21						DNP						
#8 Texas	2/25												
at Oklahoma State	2/27												
Iowa State	3/4												

TURNER, Jordan

SEASON	TEAM	GP-GS	MIN/AVG	Field Goals		3-Point		F-Throws		Rebounds				Scoring						
				FG-FGA	FG%	3FG-3FGA	3FG%	FT-FTA	FT%	OFF	DEF	TOT	AVG	PF-FO	A	TO	BLK	STL	PTS	AVG
2020-21	Baylor	12-0	54/4.5	5-19	.263	5-8	.625	5-6	.833	5	10	15	1.3	11-1	3	2	0	0	20	1.7
2021-22	Baylor	13-0	78/6.0	9-30	.300	5-21	.238	3-6	.500	9	10	19	1.5	3-0	5	1	1	0	26	2.0
2022-23	Baylor	5-0	13/2.6	0-2	.000	0-0	.000	1-4	.250	4	1	5	1.0	1-0	0	1	0	0	1	0.2
TOTAL		30-0	144/4.8	14-51	.275	10-29	.345	9-16	.563	18	21	39	1.3	15-1	8	4	1	0	47	1.6



2022-23 Baylor Men's Basketball
Combined Team Statistics
All games

Game Records

Record	Overall	Home	Away	Neutral
ALL GAMES	20-8	13-2	4-5	3-1
CONFERENCE	9-6	5-2	4-4	0-0
NON-CONFERENCE	11-2	8-0	0-1	3-1

Score by Periods

Team	1st	2nd	OT	TOT
Baylor	1060	1115	9	2184
Opponents	908	1038	11	1957

Team Box Score

No.	Player	Total			3-Point			F-Throw		Rebounds				Other								
		GP-GS	MIN	AVG	FG-FGA	FG%	3FG-3FGA	3FG%	FT-FTA	FT%	OFF	DEF	TOT	AVG	PF	DQ	A	TO	BLK	STL	PTS	AVG
1	GEORGE, Keyonte	28-28	830:54	29.7	146-372	.392	72-201	.358	108-134	.806	33	92	125	4.5	59	1	83	85	5	32	472	16.9
10	FLAGLER, Adam	26-26	867:17	33.4	136-325	.418	66-165	.400	67-79	.848	8	54	62	2.4	51	0	127	44	2	31	405	15.6
4	CRYER, LJ	25-25	792:13	31.7	131-282	.465	66-152	.434	45-51	.882	5	49	54	2.2	35	0	51	38	1	14	373	14.9
11	BRIDGES, Jalen	28-28	740:58	26.5	94-195	.482	23-87	.264	54-71	.761	67	94	161	5.8	61	0	30	27	28	22	265	9.5
23	TCHAMWA TCHATCHOUA, Jonathan	6-0	131:27	21.9	16-30	.533	5-10	.500	4-6	.667	10	26	36	6.0	13	0	4	5	4	3	41	6.8
13	LOVE, Langston	27-1	466:57	17.3	60-140	.429	22-62	.355	37-52	.712	25	36	61	2.3	44	0	23	19	4	12	179	6.6
0	THAMBA, Flo	28-28	601:11	21.5	40-68	.588	0-0	.000	60-95	.632	46	85	131	4.7	82	2	19	37	11	13	140	5.0
15	OJIANWUNA, Josh	25-0	353:14	14.1	45-73	.616	0-0	.000	29-42	.690	44	50	94	3.8	50	0	7	16	10	9	119	4.8
3	BONNER, Dale	23-4	415:51	18.1	25-65	.385	9-31	.290	26-34	.765	7	23	30	1.3	29	1	64	27	2	33	85	3.7
33	LOHNER, Caleb	28-0	363:39	13.0	34-66	.515	3-13	.231	21-34	.618	35	73	108	3.9	55	1	10	27	1	17	92	3.3
32	LOVEDAY, Zach	11-0	37:03	3.4	6-10	.600	0-1	.000	0-3	.000	2	5	7	0.6	6	0	0	2	1	1	12	1.1
5	TURNER, Jordan	5-0	12:56	2.6	0-2	.000	0-0	.000	1-4	.250	4	1	5	1.0	1	0	0	1	0	0	1	0.2
2	YOUNKIN, Jake	8-0	11:20	1.4	0-6	.000	0-5	.000	0-0	.000	0	0	0	0.0	1	0	0	0	0	0	0	0.0
Team		28	5625		733-1634	.449	266-727	.366	452-605	.747	339	648	987	35.3	487	5	418	337	69	187	2184	78.0
Opponents		28	5625		705-1561	.452	186-584	.318	361-507	.712	271	613	884	31.6	521	13	425	379	84	175	1957	69.9

Team Statistics

	BAYLOR	OPP
Scoring	2184	1957
Points per game	78.0	69.9
Scoring margin	+8.1	-
Field goals-att	733-1634	705-1561
Field goal pct	.449	.452
3 point fg-att	266-727	186-584
3-point FG pct	.366	.318
3-pt FG made per game	9.5	6.6
Free throws-att	452-605	361-507
Free throw pct	.747	.712
F-Throws made per game	16.1	12.9
Rebounds	987	884
Rebounds per game	35.3	31.6
Rebounding margin	+3.7	-
Assists	418	425
Assists per game	14.9	15.2
Turnovers	337	379
Turnovers per game	12.0	13.5
Turnover margin	+1.5	-
Assist/turnover ratio	1.2	1.1
Steals	187	175
Steals per game	6.7	6.3
Blocks	69	84
Blocks per game	2.5	3.0
Winning streak	0	-
Home win streak	6	-
Attendance	140443	108182
Home games-Avg/Game	15-9363	9-12020
Neutral site-Avg/Game	-	4-6008

Team Results

Date	Opponent		Score	Att.
11/07/2022	Mississippi Val.	W	117-53	10284
11/11/2022	Norfolk St.	W	87-70	9728
11/14/2022	Northern Colo.	W	95-62	8548
11/18/2022	vs Virginia	L	79-86	8707
11/20/2022	vs UCLA	W	80-75	7678
11/23/2022	McNeese	W	89-60	8181
11/29/2022	at Marquette	L	70-96	14022
12/02/2022	vs Gonzaga	W	64-63	3448
12/06/2022	Tarleton St.	W	80-57	8527
12/18/2022	vs Washington St.	W	65-59	4200
12/20/2022	Northwestern St.	W	58-48	8200
12/28/2022	Nicholls	W	85-56	8577
12/31/2022	at Iowa St.	L	62-77	14267
01/04/2023	TCU	L	87-88	8710
01/07/2023	Kansas St.	Lot	95-97	9211
01/11/2023	at West Virginia	W	83-78	11815
01/14/2023	Oklahoma St.	W	74-58	9616
01/17/2023	at Texas Tech	W	81-74	14152
01/21/2023	at Oklahoma	W	62-60	8808
01/23/2023	Kansas	W	75-69	10219
01/28/2023	Arkansas	W	67-64	10627
01/30/2023	at Texas	L	71-76	10763
02/04/2023	Texas Tech	W	89-62	10343
02/08/2023	Oklahoma	W	82-72	9861
02/11/2023	at TCU	W	72-68	7055
02/13/2023	West Virginia	W	79-67	9811
02/18/2023	at Kansas	L	71-87	16300
02/21/2023	at Kansas St.	L	65-75	11000

2022-23 CONFERENCE STATS



2022-23 Baylor Men's Basketball
Combined Team Statistics
In Conference games

Game Records

Record	Overall	Home	Away	Neutral
ALL GAMES	9-6	5-2	4-4	0-0
CONFERENCE	9-6	5-2	4-4	0-0
NON-CONFERENCE	0-0	0-0	0-0	0-0

Score by Periods

Team	1st	2nd	OT	TOT
Baylor	575	564	9	1148
Opponents	507	590	11	1108

Team Box Score

No.	Player	Overall			Total			3-Point			F-Throw		Rebounds				Other				PTS	AVG
		GP-GS	MIN	AVG	FG-FGA	FG%	3FG-3FGA	3FG%	FT-FTA	FT%	OFF	DEF	TOT	AVG	PF	DQ	A	TO	BLK	STL		
1	GEORGE, Keyonte	15-15	456:15	30.4	78-198	.394	38-104	.365	67-86	.779	17	52	69	4.6	34	0	33	43	2	16	261	17.4
10	FLAGLER, Adam	15-15	523:02	34.9	79-199	.397	33-97	.340	48-55	.873	7	22	29	1.9	34	0	75	25	1	12	239	15.9
4	CRYER, LJ	14-14	456:38	32.6	69-145	.476	38-78	.487	28-33	.848	4	25	29	2.1	16	0	28	15	0	5	204	14.6
11	BRIDGES, Jalen	15-15	449:49	30.0	56-113	.496	15-48	.313	26-35	.743	38	62	100	6.7	34	0	16	18	15	13	153	10.2
23	TCHAMWA TCHATCHOUA, Jonathan	6-0	131:27	21.9	16-30	.533	5-10	.500	4-6	.667	10	26	36	6.0	13	0	4	5	4	3	41	6.8
13	LOVE, Langston	14-0	262:57	18.8	29-67	.433	11-29	.379	15-25	.600	14	16	30	2.1	24	0	14	9	2	5	84	6.0
0	THAMBA, Flo	15-15	310:31	20.7	22-41	.537	0-0	.000	39-53	.736	24	39	63	4.2	49	2	13	18	2	6	83	5.5
15	OJIANWUNA, Josh	12-0	159:27	13.3	19-35	.543	0-0	.000	12-17	.706	20	18	38	3.2	21	0	3	5	1	4	50	4.2
33	LOHNER, Caleb	15-0	150:38	10.0	8-20	.400	1-6	.167	4-9	.444	11	37	48	3.2	18	0	3	11	0	6	21	1.4
32	LOVEDAY, Zach	2-0	02:26	1.2	1-1	1.000	0-0	.000	0-0	.000	0	0	0	0.0	0	0	0	0	0	0	2	1.0
3	BONNER, Dale	10-1	113:45	11.4	2-15	.133	0-7	.000	6-8	.750	0	6	6	0.6	10	0	15	10	1	5	10	1.0
2	YOUNKIN, Jake	3-0	03:33	1.2	0-2	.000	0-2	.000	0-0	.000	0	0	0	0.0	0	0	0	0	0	0	0	0.0
5	TURNER, Jordan	3-0	04:32	1.5	0-0	.000	0-0	.000	0-0	.000	1	1	2	0.7	0	0	0	0	0	0	0	0.0
Team											31	28	59				4					
Total		15	3025		379-866	.438	141-381	.370	249-327	.761	177	332	509	33.9	253	2	204	163	28	75	1148	76.5
Opponents		15	3025		404-856	.472	101-328	.308	199-266	.748	140	336	476	31.7	270	6	241	161	54	78	1108	73.9

Team Statistics

	BAYLOR	OPP
Scoring	1148	1108
Points per game	76.5	73.9
Scoring margin	+2.7	-
Field goals-att	379-866	404-856
Field goal pct	.438	.472
3 point fg-att	141-381	101-328
3-point FG pct	.370	.308
3-pt FG made per game	9.4	6.7
Free throws-att	249-327	199-266
Free throw pct	.761	.748
F-Throws made per game	16.6	13.3
Rebounds	509	476
Rebounds per game	33.9	31.7
Rebounding margin	+2.2	-
Assists	204	241
Assists per game	13.6	16.1
Turnovers	163	161
Turnovers per game	10.9	10.7
Turnover margin	-0.1	-
Assist/turnover ratio	1.3	1.5
Steals	75	78
Steals per game	5.0	5.2
Blocks	28	54
Blocks per game	1.9	3.6
Winning streak	0	-
Home win streak	5	-
Attendance	67771	94160
Home games-Avg/Game	7-9682	8-11770
Neutral site-Avg/Game	-	0-0

Team Results

Date	Opponent		Score	Att.
12/31/2022	at Iowa St.	L	62-77	14267
01/04/2023	TCU	L	87-88	8710
01/07/2023	Kansas St.	Lot	95-97	9211
01/11/2023	at West Virginia	W	83-78	11815
01/14/2023	Oklahoma St.	W	74-58	9616
01/17/2023	at Texas Tech	W	81-74	14152
01/21/2023	at Oklahoma	W	62-60	8808
01/23/2023	Kansas	W	75-69	10219
01/30/2023	at Texas	L	71-76	10763
02/04/2023	Texas Tech	W	89-62	10343
02/08/2023	Oklahoma	W	82-72	9861
02/11/2023	at TCU	W	72-68	7055
02/13/2023	West Virginia	W	79-67	9811
02/18/2023	at Kansas	L	71-87	16300
02/21/2023	at Kansas St.	L	65-75	11000

THE LAST TIME ...

THE LAST TIME A BAYLOR TEAM...

Shot 65 pct from floor	66.1 (41-62) vs. Texas Southern (12/14/17)
Shot 60 pct from floor	60.8 (31-51) vs. PVAMU (11/12/18)
Shot less than 30 pct from floor	29.6 (21-71) at Kansas (2/5/22)
Shot 65 pct from 3FG	70.6 (12-17) vs. Central Arkansas (11/10/17)
Shot 60 pct from 3FG	62.5 (15-24) vs. Texas Tech (3/7/21)
Shot less than 15 pct from 3FG	136 (3-22) vs. Oklahoma (3/10/22)
Shot less than 10 pct from 3FG	.083 (1-12) vs. TCU (1/2/18)
Made 15 3-point field goals	15 vs. Norfolk State (11/11/22)
Failed to make a 3FG	0-8 at Texas Tech (2/21/90)
Shot 95 pct from FT line	100.0 (7-7) vs. Villanova (12/12/21)
Shot 90 pct from FT line	92.3 (12-13) at TCU (2/11/23)
Shot less than 40 pct from FT line	37.5 (6-16) at Kansas (2/27/21)
Had 60 Rebounds	60 vs. Huston-Tillotson (1/21/15)
Had 55 Rebounds	58 vs. Savannah State (12/17/17)
Had 50 Rebounds	53 vs. Mississippi Valley (1/17/22)
Had 25 Offensive Rebounds	26 vs. Kansas (11/12/19)
Had 20 Offensive Rebounds	22 vs. Mississippi Valley (1/17/22)
Had 40 Defensive Rebounds	43 vs. Savannah State (12/17/17)
Had 30 Assists	30 vs. McNeese State (11/23/22)
Had 25 Assists	26 vs. Texas Tech (2/4/23)
Had 25 Turnovers	29 at West Virginia (1/10/17)
Had 20 Turnovers	20 at Marquette (11/29/22)
Had fewer than 7 Turnovers	6 vs. Oklahoma (3/10/22)
Had fewer than 6 Turnovers	4 vs. Wisconsin (3/21/21)
Had fewer than 4 Turnovers	3 at Texas Tech (1/17/23)
Had 0 Live-Ball Turnovers	vs. Wisconsin (3/21/21)
Had 17 Steals	21 vs. Central Arkansas (11/17/21)
Had 15 Steals	16 at Oklahoma (1/22/22)
Had 12 Blocked Shots	12 vs. Louisiana-Lafayette (11/28/20)
Had 10 Blocked Shots	10 vs. TCU (2/2/19)
Had no Blocked Shots	at No.5 Kansas (2/18/23)
Had two 20-point scorers	Adam Flagler (22), Keyonte George (20) at No. 5 Kansas (2/18/23)
Had two 25-point scorers	Jo Lual-Acuil Jr. (31), Manu Lecomte (25) vs. Savannah State (12/17/17)
Had seven double-figure scorers	vs. Long Beach State (3/20/13)
Had six double-figure scorers	vs. Mississippi Valley (1/17/22)
Had all five starters score in double figures	vs. Texas (2/12/22)
Had all five starters score 15+ points	vs. Central Arkansas (11/10/17)
Had three reserves score in double figures	vs. UAPB (12/4/21)
Had no players score in double figures	vs. Texas A&M (3/5/08)
Had no starters score in double figures	at Kansas State (3/3/18)
Had four players score 15+ points	vs. Louisiana-Lafayette (11/28/20)
Had five players score 15+ points	vs. Central Arkansas (11/10/17)
Had four players score 18+ points	vs. Savannah State (12/17/17)
Had four players with 5+ assists	vs. Savannah State (12/17/17)
Had two double-doubles	Adam Flagler (21p/11a), Jeremy Sochan (16p/11r) vs. NWST (12/28/21)
Had two double-figure rebounders	Jeremy Sochan (12), J. Tchamwa Tchatchoua (10) vs. UCA (11/17/21)
Scored 50-plus points in first half	61 vs. Mississippi Valley (1/17/22)
Scored 50-plus points in first half on road	56 at Kansas State (12/19/20)
Scored 50-plus points in second half	51 vs. Texas Tech (2/4/23)
Scored 50-plus points in both halves	vs. Mississippi Valley (1/17/22)
Scored 60-plus points in first half	61 vs. Mississippi Valley (1/17/22)
Scored 60-plus points in second half	60 at Iowa State (1/9/16)
Scored fewer than 20 points in 1st half	15 at Wichita State (12/1/18)
Scored fewer than 20 points in 2nd half	19 vs. Butler (12/20/19)
Led wire-to-wire	vs. Oklahoma State (1/14/23)
Came back from a 20-point deficit	vs. North Carolina, trailed 67-42, forced OT at 80-80 (3/19/22)
Overcame a 20-point deficit to win	vs. Louisville, trailed 32-10, won 66-63 (11/25/16)
Overcame a 15-pt deficit with less than 10 min left to win	vs. Texas, trailed 55-36, won 84-83 (2/27/19)
Overcame a 15-point deficit to win	vs. Iowa State, trailed 32-15, won 77-72 (2/23/21)
Overcame a 15-point halftime deficit to win	vs. Louisville, trailed 39-24, won 66-63 (11/25/16)
Overcame a 10-point halftime deficit to win	vs. Texas, trailed 40-29, won 84-83 (2/27/19)
Overcame a 10-point 2nd half deficit to win at home	vs. WVU, trailed 41-31, won 81-77 (1/31/22)
Overcame a 10-point 2nd half deficit to win on the road	at TCU, trailed 56-46, won 72-68 (2/11/23)
Won an OT game	66-64 at Oklahoma State (2/21/22)
Lost an OT game	95-97 vs. K-State (1/17/23)
Won a 20T game	74-73 at Texas (2/12/18)
Lost a 20T game	84-91 to Colorado (3/13/08)
Won a 30T game	Never
Lost a 30T game	93-97 at SMU (1/9/88)
Won a 40T game	96-95 vs. North Texas (12/17/88)
Won a 50T game	116-110 at Texas A&M (1/23/08)

THE LAST TIME AN OPPOSING PLAYER

Scored 35 Points	Brandon Clarke (36) vs. Gonzaga (3/23/19)
Scored 30 Points	Marquis Nowell (32) vs. K-State (1/7/23)
Had 20 Rebounds	Jamahl Mosley (20) vs. Colorado [Kansas City] (3/8/01)
Had 15 Rebounds	Armando Bacott (16) vs. North Carolina (3/19/22)
Had 10 Assists	Marquis Nowell (14) vs. K-State (1/7/23)
Had 8 Turnovers	Trae Young (8) vs. Oklahoma (2/27/18)
Had 7 Turnovers	Jordan Goldwire (7) at Oklahoma (1/22/22)
Had 8 Blocked Shots	Sagaba Konate (9) vs. West Virginia (2/20/18)
Had 7 Blocked Shots	doka Azubuike (7) at Kansas (1/11/20)
Had 5 Steals	Pierce Spencer (5) vs. Nicholls State (11/15/21)
Had 6 Steals	Jevon Carter (6) vs. West Virginia (3/9/18)

THE LAST TIME A BAYLOR PLAYER...

Recorded a Triple-Double (Pts/Reb/Ast)	Kenny Chery (20/10/12) vs. Kansas State (2/15/14)
Recorded a Triple-Double (Pts/Reb/Blk)	Ekpe Udoh (18/17/10) vs. Morgan State (1/6/10)
Recorded a Double-Double Before Halftime	King McClure (12p/10r) vs. George Mason (11/24/18)
Scored 40 Points	Makai Mason (40) vs. TCU (2/2/19)
Scored 30 Points	Keyonte George (32) at WVU (1/11/23)
Scored 30 Points in a Road Game	Keyonte George (32) at WVU (1/11/23)
Scored 20 Points in a 1st Half	King McClure (20) at Oklahoma State (1/14/19)
Scored 20 Points in a 2nd Half	Adam Flagler (20) at TCU (2/11/23)
Scored 30 Points off the Bench	Nuni Omot (30) at Kansas State (3/3/18)
Scored 25 Points off the Bench	Terry Maston (26) vs. Mississippi State (3/18/18)
Scored 20 Points off the Bench	Adam Flagler (20) vs. Iowa State (2/23/21)
Made 5+ 3-pointers in a 1st Half	LJ Cryer (5-7) vs. Kansas (1/23/23)
Made 6+ 3-pointers in a 1st Half	King McClure (6-7) 1st half at Oklahoma State (1/14/19)
Made 5+ 3-pointers in a 2nd Half	LJ Cryer (5-7) vs. WVU (1/13/23)
Made 7+ 3-pointers in a 2nd Half	MaCio Teague (7-8) vs. Texas Tech (3/7/21)
Had 20 Rebounds	Jo Lual-Acuil Jr. (20) vs. Savannah State (12/17/17)
Had 15 Rebounds	Mark Vital (15) vs. Oklahoma State (3/12/21)
Had 8+ Offensive Rebounds	Mark Vital (8) vs. Gonzaga (4/5/21)
Had 9+ Offensive Rebounds	Mark Vital (9) at Arizona (12/15/18)
Had 12 Rebounds in a Half	Johnathan Motley (14 in 2nd half) vs. Texas (1/17/17)
Had 10 Rebounds in a Half	Mark Vital (11 in 2nd half) vs. Oklahoma State (3/12/21)
Had 13+ Assists	Jared Butler (13) at Kansas State (12/19/20)
Had 12+ Assists	Dale Bonner (12) vs. McNeese (11/23/22)
Had 11+ Assists	Dale Bonner (12) vs. McNeese (11/23/22)
Had 10+ Assists and 0 Turnovers	Adam Flagler (11 AST/0 TO) vs. Northwestern State (12/28/21)
Had 6 Blocked Shots	Freddie Gillespie (6) vs. TCU (2/1/20)
Had 7 Blocked Shots	Jo Lual-Acuil Jr. (7) vs. Oklahoma (2/21/17)
Had 5 Steals	Dale Bonner (6) vs. Northern Colorado (11/14/22)
Had 7 Steals	Lester Medford (7) vs. Savannah State (11/23/15)
Played 40+ Minutes	Adam Flagler (41) vs. North Carolina (3/19/22)
Played 45+ Minutes	Jo Lual-Acuil Jr. (48) & Manu Lecomte (46) at Texas (2/12/18)
Made a Game-Winning Shot	James Akinjo (2FG) at Oklahoma State, 66-64 OT (2/21/22)
Made a Game-Winning Shot in Final 10 Seconds	Jo Lual-Acuil Jr. (Dunk) at Texas, 74-73 2OT (2/12/18)
Made a Game-Winning Shot at Buzzer	Lester Medford (3FG) at Texas Tech, 63-60 (1/16/16)
Made a Game-Winning FT in Final 10 Seconds	Mario Kegler vs. Texas, 84-83 OT (2/29/19)

THE LAST TIME A BAYLOR OPPONENT...

Scored 100 Points	102 at Kansas (1/2/16)
Scored 90 Points	97 vs. K-State (1/7/23)
Scored Fewer than 50 Points at Home	49 at TCU (1/9/21)
Scored Fewer than 50 Points on the Road	48 vs. NWST (12/20/22)
Scored Fewer than 40 Points	36 vs. Villanova (12/12/21)
Shot 65 pct from floor	66.1 (39-59) at Oklahoma (2/26/05)
Shot 60 pct from floor	62.0 (31-50) vs. Oklahoma (1/23/16)
Shot less than 25 pct from floor	22.2 (12-52) vs. Villanova (12/12/21)
Shot 55 pct from 3FG	64.3 (9-14) vs. Virginia (11/18/22)
Shot less than 15 pct from 3FG	11.1 (2-18) vs. Nicholls (12/28/22)
Made 15 3-point field goals	15 vs. Texas (2/27/19)
Shot 95 pct from FT line (min. 10 FTs)	100.0 (16-16) vs. Kansas (1/23/23)
Shot less than 40 pct from FT line	21.4 (3-14) at Texas (2/2/21)
Had 50 Rebounds	62 vs. Wake Forest [Anaheim] (11/30/08)
Had fewer than 20 Rebounds	16 vs. Oklahoma (1/4/22)
Had 20 Offensive Rebounds	20 vs. Wagner (3/13/18)
Had 25 Assists	29 vs. Oklahoma (1/23/16)
Had 25 Turnovers	25 at Oklahoma (1/22/22)
Had fewer than 5 Turnovers	4 at Kansas (2/18/23)
Had 13 Steals	14 vs. Oklahoma (1/4/22)
Had 0 Steals	vs. Wisconsin (3/21/21)
Had 12+ Blocked Shots	13 vs. West Virginia (2/20/18)
Had 10+ Blocked Shots	10 at Kansas (1/11/20)
Had no Blocked Shots	vs. Norfolk State (11/11/22)
Had two 20-point scorers	Grady Dick (24), Jalen Wilson (23) vs. Kansas (1/23/23)
Had three 20-point scorers	Abdel Nader (26), Georges Niang (24), Monte Morris (20) vs. Iowa State (2/16/16)
Had five double-figure scorers	vs. Oklahoma (3/10/22)
Had four 15+ point scorers	at Texas (2/12/18)
Had no double-figure scorers	vs. Iowa State (1/15/20)
Had two double-figure rebounders	David McCormack (13), Christian Braun (10) vs. Kansas (2/26/22)
Scored 50-plus points in 1st half	51 at Marquette (11/29/22)
Scored 50-plus points in 2nd half	55 at Kansas (2/18/23)
Scored 20 points or fewer in 1st half at home	16 at Texas (2/8/20)
Scored 20 points or fewer in 1st half on road	15 vs. Villanova (12/12/21)
Scored 20 points or fewer in 2nd half	20 vs. Stanford (11/20/21)
Failed to make a 3FG	vs. Oklahoma, 0-12 (2/25/12)

2022-23 INDIVIDUAL SUPERLATIVES

CATEGORY	BAYLOR	OPPONENT
Points Scored	32, Keyonte George at West Virginia (1/11) 28, Adam Flagler at TCU (2/11) 28, LJ Cryer vs. UCLA (11/20)	33, Mike Miles vs. TCU (1/4) 32, Marquis Nowell vs. K-State (1/7) 26, Armaan Franklin vs. Virginia (11/18)
Field Goals Made	10, Keyonte George (1/11) 10, LJ Cryer vs. UCLA (11/20)	12, Mike Miles vs. TCU (1/4) 11, Keyontae Johnson at KSU (1/21)
FGs Attempted	20 Keyonte George vs. Arkansas (1/28)	28, Ja'Monta Black vs. Northwestern State (12/20)
Highest FG % (min 5 made)	.833 (5-6), Langston Love vs. Nicholls (12/28) .833 (5-6), Dale Bonner vs. Northern Colorado (11/14) .833 (5-6), Dale Bonner vs. MVSU (11/7)	1.000 (6-6), Kadin Shedrick vs. Virginia (11/18) .750 (6-7), David Joplin at Marquette (11/29)
3-Point FGs Made	8, LJ Cryer vs. WVU (2/13/23) 6, Keyonte George at Kansas State (2/21) 6, Keyonte George vs. Norfolk State (11/11)	5, Caleb Grill at Iowa State (12/31) 5, Gabe Kalscheur at Iowa State (12/31) 5, Ja'Monta Black vs. Northwestern State (12/20)
3-Point FGs Attempted	12, LJ Cryer vs. Norfolk State (11/11)	20, Ja'Monta Black vs. Northwestern State (12/20)
3-Point FG % (min 2 att)	1.000 (4-4), LJ Cryer, at Texas Tech (1/17) 1.000 (2-2), Langston Love, vs. Oklahoma (2/8) 1.000 (2-2), Jonathan Tchamwa Tchatchoua vs. TTU (2/4) 1.000 (2-2), Langston Love, vs. Kansas State (1/7) 1.000 (2-2), Langston Love vs. TCU (1/4)	1.000 (2-2), Dajuan Harris at Kansas (2/18) 1.000 (2-2), Reece Beekman vs. Virginia (11/18) .800 (4-5), Sir' Jabari Rice at Texas (1/30/23)
Free Throws Made	12, Keyonte George vs. K-State (1/7)	12, Marquis Nowell vs. K-State (1/7)
Free Throws Attempted	16, Keyonte George vs. TCU (1/7)	13, Marquis Nowell vs. K-State (1/7) 12, Tre Mitchell at WVU (1/11)
Free Throw % (min 7 made)	1.000 (8-8), Jalen Bridges vs. Norfolk State (11/11) 1.000 (7-7), Keyonte George vs. Tarleton (12/6)	1.000 (10-10) Markquis Nowell (1/21) 1.000 (8-8), Kevin McCullar vs. Kansas (1/23) 1.000 (8-8), Kedrian Johnson at WVU (1/11)
Offensive Rebounds	6, Flo Thamba vs. Mississippi Valley (11/7)	6, Anton Watson vs. Gonzaga (12/2)
Defensive Rebounds	8, Josh Ojianwuna vs. Nicholls (12/28) 7, Keyonte George vs. West Virginia (2/13) 7, Jalen Bridges vs. NWST (12/20)	11, Tre Mitchell at WVU (1/11) 10, Kevin McCullar vs. Kansas (1/23) 10, Dalton Knecht vs. Northern Colorado (11/14)
Total Rebounds	12, Jonathan Tchamwa Tchatchoua at Kansas State (02/2) 11, Jalen Bridges at WVU (1/11) 11, Josh Ojianwuna vs. Nicholls (12/28)	15, Tre Mitchell at WVU (1/11) 13, Jalen Wilson at Kansas (2/18) 13, Anton Watson vs. Gonzaga (12/2)
Assists	12, Dale Bonner vs. McNeese (11/23)	14, Markquis Nowell vs. K-State (1/7)
Turnovers	6, Keyonte George at Kansas (2/18) 6, Keyonte George vs. Nicholls (12/28) 6, Keyonte George vs. Tarleton State (12/6)	6, Dalton Knecht vs. Northern Colorado (11/14) 6, Cahiem Brown vs. Norfolk State (11/11)
Blocked Shots	3, Jalen Bridges vs. Nicholls (12/28) 3, Josh Ojianwuna vs. Nicholls (12/28)	3, Makhel Mitchell 3, Tanner Groves at Oklahoma (1/21) 3, Nae'Qwan Tomlin vs. K-State (1/7)
Steals	6, Dale Bonner vs. Northern Colorado (12/2) 4, Keyonte George vs. WVU (2/13) 4, Adam Flagler vs. Washington State (12/18) 4, LJ Cryer vs. Norfolk State (11/11)	4, Kedrian Johnson vs. WVU (2/13) 4, Tyler Kolek at Marquette (11/29) 4, Chase Ross at Marquette (11/29) 4, Trae English vs. Mississippi Valley (11/23)
Minutes Played	39:12, Adam Flagler at Kansas (2/18) 38:38, Adam Flagler at Texas Tech (1/17) 38:00, Dale Bonner vs. Tarleton State (12/6)	43:17, Markquis Nowell vs. K-State (1/7) 42:26, Keyontae Johnson vs. K-State (1/7)
Fouls Drawn	10, Keyonte George vs. K-State (1/7)	9, Tre Mitchell at WVU (1/11) 8, Mouhamed Gueye vs. Washington State (12/18)
Plus-Minus (min. 15 mp)	+56, Keyonte George vs. MVSU (11/7)	+34, David Joplin at Marquette (11/29)

2022-23 TEAM SUPERLATIVES

BAYLOR HIGH	BAYLOR LOW	CATEGORY	OPPONENT HIGH	OPPONENT LOW
117 vs. MVSU (11/7)	58 vs. Northwestern State (12/20)	Points Scored	97 vs. K-State (1/7)	48 vs. Northwestern State (12/20)
61 vs. MVSU (11/7)	24 vs. Northwestern State (12/20)	Points, 1st Half	51 at Marquette (11/29)	21 vs. MVSU (11/7)
56 vs. MVSU (11/7)	26 vs. Gonzaga (12/2)	Points, 2nd Half	55 at Kansas (2/18)	26 vs. Northwestern State (12/20)
9 vs. K-State (1/7)	9 vs. K-State (1/7)	Points, Overtime	11 vs. K-State (1/7)	11 vs. K-State (1/7)
37 vs. MVSU (11/7) & Northern Colorado (11/14) 20, twice last vs. Ark. (1/28)	20, twice last vs. Ark. (1/28)	Field Goals Made	35 at Marquette (11/29)	16 vs. MVSU (11/7)
72 vs. MVSU (11/7)	50 vs. Washington State (12/18)	Field Goal Attempts	68 vs. TCU (1/4)	45 vs. Virginia (11/18)
.538 (35-65) vs. Texas Tech	.339 vs. Arkansas (1/28)	FG Percentage	.583 (35-60) at Marquette (11/29)	.327 (16-49) vs. MVSU (11/7)
15 vs. Norfolk State (11/11)	5 at Iowa State (12/31)	3-Point FGs Made	12, twice last at TTU (1/17)	2, twice last at TCU (2/11)
38 vs. Norfolk State (11/11)	18 vs. Arkansas (1/28)	3-Point FG Attempts	33, Oklahoma State (1/14)	10 at TCU (2/11)
.519 (14-27) vs. WVU (2/13)	.227 (5-22) at Iowa State (12/31)	3-Point FG Percentage	.643 (9-14) vs. Virginia (11/18)	.111 (2-18) vs. Nicholls (12/28)
29 vs. MVSU (11/7) & TCU (1/7)	7 at Marquette (11/29)	Free Throws Made	27 vs. Virginia (11/18)	3, twice last at OU (1/21)
43 vs. MVSU (11/17)	10 at Marquette (11/29)	Free Throw Attempts	35 vs. Virginia (11/18)	4 at Oklahoma (1/21)
.923 (12-13) at TCU (2/11)	.529 (9-17) vs. McNeese State (11/23)	Free Throw Percentage	1.000 vs. Kansas (1/23)	.500 (3-6) vs. Northwestern State (12/20)
22 vs. MVSU (11/7)	7 vs. Gonzaga (12/2)	Offensive Rebounds	16 vs. Gonzaga (12/2)	3 vs. Texas Tech (2/4)
32 vs. Nicholls (12/28)	14 vs. WVU (2/13)	Defensive Rebounds	31 vs. Gonzaga (12/2)	14 vs. Tarleton (12/6)
53 vs. MVSU (11/7)	25 vs. WVU (2/13)	Total Rebounds	47 vs. Gonzaga (12/2)	22 at Marquette (11/29)
30 vs. McNeese State (11/23)	5 vs. Arkansas (1/28)	Assists	24 vs. K-State (1/7)	7 vs. Northwestern State (12/20)
20 at Marquette (11/29)	3 at Texas Tech (1/17)	Turnovers	25 vs. MVSU (11/7)	4, at Kansas (2/18)
7 vs. MVSU (11/7)	0 at Kansas (2/18)	Blocked Shots	6, twice last vs. ARK (1/28)	0 vs. Norfolk State (11/11)



2022-23

20-8

BIG 12

9-6

AP

9th

COACHES

10th

NET

12th

9/10 BAYLOR vs. 8/8 Texas | GAME 29
Feb. 25, 2023 (Waco, Texas) // Ferrell Center

Broadcast Notes

0



Flo Thamba (THOM-buh) F • 6-10 • 250 • 5Sr. • Kinshasa, Democratic Rep. of Congo

	PTS	REB	BLK	FG%	3FG%	FT%	MIN
SEA	5.0	4.7	0.4	.588	—	.632	21.5
B12	5.5	4.2	0.1	.537	—	.736	20.7
CAR	3.9	3.8	0.7	.552	—	.599	15.6

- Has started 92-straight gms after 0 starts first 2 yrs; lone returning starter from title team
- Shooting 46/61 (.754) from the free throw line over the last 17 games
- All-time winningest player in BU history (113 wins in games played & 121 in all games)
- His 54 Big 12 wins are the most in program history
- Enters Saturday with 144 games played (most in program history)
- 1 of 2 players in BU history to have 10 NCAAAT games played

LAST GAME at No. 14 KANSAS STATE

PTS	REB	AST	STL	BLK	MIN
2	1	0	0	0	16:18

CAREER HIGHS

PTS	REB	AST	STL	BLK
18	11	4	3	4

1



Keyonte George (Key-AHN-tay) Preseason Freshman of the Year

	PTS	REB	AST	FG%	3FG%	FT%	MIN
SEA	16.9	4.5	2.9	.392	.358	.806	29.7
B12	17.4	4.6	2.2	.394	.365	.779	30.4
CAR	16.9	4.5	2.9	.392	.358	.806	29.7

- Preseason Big 12 Freshman of the Year; 2nd-straight for Baylor (Kendall Brown)
- Has the most 20-point games by a freshman in program history (12).
- 16.9 points per game is third nationally among NCAA Div. I freshman.
- 17.4 points per game in conference is 4th in the Big 12 (1st among B12 Freshman)
- The highest-ranked recruit in Baylor history (No. 3 by ESPN in 2022)
- The Fifth McDonalds All American in Program History

LAST GAME at No. 14 KANSAS STATE

PTS	REB	AST	STL	BLK	MIN
23	3	1	1	0	35:42

CAREER HIGHS

PTS	REB	AST	STL	BLK
32	9	7	4	1

2



Jake Younkin

G • 6-3 • 195 • Jr. • Loveland, Ohio

	PTS	REB	AST	FG%	3FG%	FT%	MIN
SEA	0	0	0	.000	.000	.000	1.4
B12	0	0	0	.000	.000	.000	1.2
CAR	0	0	0	.000	.000	.000	1.4

- Junior walk-on guard, joined the team prior to the 2022-23 season
- Made his collegiate debut, playing 2 minutes against MVSU in the season opener
- Won a State Championship in High School at Archbishop Moeller in Cincinnati
- Says his dad is his biggest basketball influence
- Looks up to Atlanta's Trae Young
- Outside of basketball, Younkin enjoys photography

LAST GAME vs. WVU

PTS	REB	AST	STL	BLK	MIN
0	0	0	0	0	1:07

CAREER HIGHS

PTS	REB	AST	STL	BLK
—	—	—	—	—

3



Dale Bonner

G • 6-2 • 170 • Sr. • Shaker Heights, Ohio

	PTS	REB	AST	FG%	3FG%	FT%	MIN
SEA	3.7	1.3	2.8	.385	.290	.765	18.1
B12	1.0	0.6	1.5	.133	.000	.750	11.4
BUCAR	3.4	1.2	2.1	.356	.229	.754	17.6
CAR*	10.9	3.0	3.5	.439	.354	.735	25.5

- Transfer from Division II Fairmont State, started 50 games over 2 seasons with Falcons
- 13th in the Big 12 in steals per game (1.5).
- Has set or tied BU career highs in points (14), assists (12) and steals (6) this year
- One of 5 players in program history with multiple games of 6+ steals
- Led Fairmont State in scoring, assists and steals in both seasons; FSU went 38-12
- Averaged FSU team-best 20.2 points per game as redshirt sophomore in 2020-21

* - Includes Fairmont State (19-20, 20-21)

LAST GAME vs. WVU

PTS	REB	AST	STL	BLK	MIN
0	0	0	0	0	2:08

CAREER HIGHS (BAYLOR ONLY)

PTS	REB	AST	STL	BLK
14	4	12	6	1

4



LJ Cryer

Preseason All-Big 12 (HM)

G • 6-1 • 190 • Jr. • Katy, Texas

	PTS	REB	AST	FG%	3FG%	FT%	MIN
SEA	14.9	2.2	2.0	.465	.434	.882	31.7
B12	14.6	2.1	2.0	.476	.487	.848	32.6
CAR	10.9	1.5	1.5	.465	.436	.812	23.1

- Preseason All-Big 12 Honorable Mention
- Ranks eighth in the Big 12 in points per game (14.5)
- Leading the Big 12 in three-point percentage (.434)
- Scored a career-high 28 points in BU's win over No. 8 UCLA at the Continental Tire Main Event
- Six 20-point games this season, 11 in his career. BU is 60 this yr. & 110 in career when he scores 20+.
- Led team in scoring 8x last season; 5 games with 20+ points, 8 games with 15+ points

LAST GAME at No. 14 KANSAS STATE

PTS	REB	AST	STL	BLK	MIN
16	3	6	1	0	35:13

CAREER HIGHS

PTS	REB	AST	STL	BLK
28	5	6	2	1

5



Jordan Turner

G/F • 6-8 • 195 • Jr. • Houston, Texas

	PTS	REB	AST	FG%	3FG%	FT%	MIN
SEA	0.3	1.3	0	.000	—	.250	3.0
B12	0.0	0.7	0	.000	—	.000	1.5
CAR	1.6	1.3	0.3	.275	.345	.563	4.9

- Fourth-year junior wing from Houston, attended Sunrise Christian in Bel Aire, Kan.
- Made season debut with 1 point in 5 minutes against Tarleton (12/6)
- Took voluntary redshirt during 2019-20 season, participated on team's practice squad
- Scored in double figures twice in five games at Canada Basketball's GLOBAL Jam
- Ranked No. 11 recruit in Texas and No. 24 SF nationally in 2019 signing class by ESPN
- Twin brother, Jalyon, is junior on Central Oklahoma basketball squad

LAST GAME vs. WVU

PTS	REB	AST	STL	BLK	MIN
0	0	0	0	0	1:07

CAREER HIGHS

PTS	REB	AST	STL	BLK
10	6	2	—	1

10



Adam Flagler

Preseason All-Big 12

G • 6-3 • 185 • Sr. • Duluth, Ga.

	PTS	REB	AST	FG%	3FG%	FT%	MIN
SEA	15.6	2.4	4.8	.418	.400	.848	33.4
B12	15.9	1.9	5.0	.397	.340	.873	34.9
BUCAR	12.8	2.3	3.1	.434	.402	.822	28.8
CAR*	13.7	2.6	2.5	.436	.396	.826	29.4

- Preseason All-Big 12 Selection; 1 of 2 Big 12 players on Jerry West Award watch list
- Preseason Third Team All-American (CBS Sports & The Almanac)
- Scored 10+ points in 43 of his last 47 games.
- 3rd in the Big 12 in three-point percentage (.400)
- 2nd in the Big 12 (18th in the nation) in assist-turnover ratio (2.89).
- Made 12-of-18 3FGs; 10.7 ppg in 23.2 mpg off bench during 2021 Championship run

LAST GAME at No. 14 KANSAS STATE

PTS	REB	AST	STL	BLK	MIN
4	3	1	1	0	38:22

CAREER HIGHS (* - AT PRESBYTERIAN)

PTS	REB	AST	STL	BLK
29	10*	11	5	1

11



Jalen Bridges

F • 6-7 • 225 • Jr. • Fairmont W. Va.

	PTS	REB	BLK	FG%	3FG%	FT%	MIN
SEA	9.5	5.8	1.0	.482	.264	.761	26.5
B12	10.2	6.7	1.0	.496	.313	.743	30.0
BUCAR	9.5	5.8	1.0	.482	.264	.761	26.5
CAR*	8.0	4.7	0.7	.463	.326	.776	24.0

- Junior transfer from West Virginia; started 52 games over 2 seasons with the Mountaineers
- The team's leading shot blocker (28) and leading rebounder (161)
- The only player to start all 33 games for WVU in 2021-22
- Sixth in the conference in blocks per game (1.0)
- BU's third-leading scorer at Canada Basketball's GLOBAL Jam in July (9.8 ppg)
- Named to the 2020-21 All-Big 12 Freshman Team @ WVU (5.9 points and 3.6 rebounds)

* - Includes WVU (2020-21, 2021-22)

LAST GAME at No. 14 KANSAS STATE

PTS	REB	AST	STL	BLK	MIN
6	7	4	0	2	29:18

CAREER HIGHS (* - AT WVU)

PTS	REB	AST	STL	BLK
22*	12*	4	3	5*



2022-23
20-8

BIG 12

9-6

AP

9th

COACHES

10th

NET

12th

9/10 BAYLOR vs. 8/8 Texas | GAME 29
Feb. 25, 2023 (Waco, Texas) // Ferrell Center)

Broadcast Notes

12



Dantwan Grimes

G • 6-2 • 190 • Jr. • Ocala, Fla.

	PTS	REB	AST	FG%	3FG%	FT%	MIN
SEA	—	—	—	—	—	—	—
B12	—	—	—	—	—	—	—
CAR	—	—	—	—	—	—	—

- Elected to redshirt for the 2022-23 season
- Transfer guard from Kilgore College; started 53 games in 2 seasons with the Rangers
- Second-Team NJCAA All-American in 2021-22
- Led Kilgore in points per game (14.1), and assists per game (3.2) last season
- Led Kilgore in points per game (14.1), and assists per game (3.2) last season
- 2022 Region XIV Tournament MVP averaging 14.7 points, 4.7 steals and 1.7 assists
- Helped carry the load in for an injury-plagued back court this summer at GLOBL Jam

LAST GAME n/a						
PTS	REB	AST	STL	BLK	MIN	
—	—	—	—	—	—	—

CAREER HIGHS				
PTS	REB	AST	STL	BLK
—	—	—	—	—

13



Langston Love

G • 6-5 • 210 • RFr. • Universal City, Texas

	PTS	REB	AST	FG%	3FG%	FT%	MIN
SEA	6.6	2.3	0.9	.429	.355	.712	17.3
B12	6.0	2.1	1.0	.433	.379	.600	18.8
CAR	6.6	2.3	0.9	.429	.355	.712	17.3

- Redshirt freshman guard, missed last season after knee injury in private scrimmage vs. Texas A&M
- Avg. 7.2 PPG, on .434 % in last 22 gms w/o knee brace after avg. 4.2 points on .389% shooting in first 5 gms with.
- 1st player with 10+ points & 8+ rebounds in BU debut since Macio Teague vs. UCA (11/5/19)
- 4-star, attended Montverde (Fla.) Academy, where he won 2021 national championship
- Ranked No. 28 in class of 2021 by ESPN; played first 2 HS seasons at Cibolo (TX) Steele HS

LAST GAME at No. 14 KANSAS STATE						
PTS	REB	AST	STL	BLK	MIN	
3	2	1	0	0	15:36	

CAREER HIGHS				
PTS	REB	AST	STL	BLK
20	8	4	2	1

15



Josh Ojianwuna

(Oh-JON-wu-nuh)

F • 6-10 • 230 • Fr. • Asaba, Nigeria

	PTS	REB	BLK	FG%	3FG%	FT%	MIN
SEA	4.8	3.8	0.4	.616	—	.690	14.1
B12	4.2	3.2	0.1	.525	—	.706	13.3
CAR	4.8	3.8	0.4	.616	—	.690	14.1

- 6-foot-10 Freshman from Asaba, Nigeria, who played at the NBA Global Academy
- Notched 1st career double-double (11 pts., 11 rebs.) against Nicholls (12/28)
- Finished 2nd on the team with 5.5 rebounds per game, in four games at GLOBL Jam
- Attended NBA Academy Africa in 2017, before transitioning to NBA Global Academy in 2019

LAST GAME at No. 5 KANSAS						
PTS	REB	AST	STL	BLK	MIN	
0	3	0	0	0	3:03	

CAREER HIGHS				
PTS	REB	AST	STL	BLK
11	11	2	2	3

20



Austin Sacks

F • 6-7 • 200 • Jr. • Los Angeles, Calif.

	PTS	REB	AST	FG%	3FG%	FT%	MIN
SEA	—	—	—	—	—	—	—
B12	—	—	—	—	—	—	—
CAR	0.0	0.0	0.0	.000	.000	.000	1.9

- Junior walk-on, transferred to BU after redshirting 2020-21 season at Santa Clara
- Made collegiate debut in season opener vs. UIW (11/12), had 1 steal in 1:22 of action
- Led Oakwood School in North Hollywood to 24-5, including 7-0 in league play as HS senior
- All-Independent League first-team honors, averaging 14.7 ppg, 11.0 rpg, 4.5 apg as senior
- First-team all-tournament at 2019 Rancho Mirage Holiday Invitational Tournament

LAST GAME vs. NORFOLK STATE (March 17, 2022)						
PTS	REB	AST	STL	BLK	MIN	
0	0	0	0	0	2:05	

CAREER HIGHS				
PTS	REB	AST	STL	BLK
0	0	0	1	0

23



Jonathan Tchamwa Tchatchoua

Big 12 Defensive Player of the Year (CHOM-wuh CHAA-chew-wuh)

F • 6-8 • 250 • Sr. • Douala, Cameroon


	PTS	REB	BLK	FG%	3FG%	FT%	MIN
SEA	6.8	6.0	0.7	.533	.500	.667	21.9
B12	6.8	6.0	0.7	.533	.500	.667	21.9
BUCAR	7.3	5.8	0.5	.616	.478	.765	20.2
CAR*	6.0	5.0	0.6	.586	.423	.736	17.8

- Suffered season-ending injury to left knee (multiple ligaments) on Feb. 12, 2022 vs. Texas
- Made his return to the court after 357 days & scored 8 pts vs. Tech (2/4/23)
- Notched his first double-double in over a year with 11 pts & 12 rebs @ KSU (2/21/23)
- Had 4 1/2 hour surgery on 2/14/22; had a second surgery to repair nerve damage July 1
- Named 2022 Big 12 Co-Defensive Player of Year
- Worked on 3-pt range in offseason - 46% (6-13) this season after 0 attempts in 2020-21

LAST GAME at No. 14 KANSAS STATE						
PTS	REB	AST	STL	BLK	MIN	
11	12	0	0	1	23:42	

CAREER HIGHS				
PTS	REB	AST	STL	BLK
21	13	2	2	4

32



Zach Loveday

F • 7-0 • 240 • Jr. • Gallipolis, Ohio

	PTS	REB	BLK	FG%	3FG%	FT%	MIN
SEA	1.1	0.6	0.1	.600	.000	.000	3.4
B12	1.0	0.0	0.0	1.000	.000	.000	1.2
CAR	1.4	0.9	0.3	.611	.375	.385	4.0

- Junior 7-footer from Ohio, played final two HS seasons at Huntington Prep in W.Va.
- Ranked No. 51 player nationally and No. 12 among centers in 2020 class by Rivals
- Career-high 10 points (4-4 FGs), 2 blocks in 8 minutes vs. Alcorn State (12/30/20)
- 1 of 5 players on 2019-20 Huntington Prep squad to sign with Division I programs
- Father, Billy Loveday, played basketball at Hanover College

LAST GAME vs. TEXAS TECH						
PTS	REB	AST	STL	BLK	MIN	
2	0	0	0	0	1:17	

CAREER HIGHS				
PTS	REB	AST	STL	BLK
10	4	1	1	2

33



Caleb Lohner

(LOH-ner)

F • 6-8 • 235 • Jr. • Flower Mound, Texas

	PTS	REB	BLK	FG%	3FG%	FT%	MIN
SEA	3.3	3.9	0.1	.515	.231	.618	13.0
B12	1.4	3.2	0.0	.400	.167	.444	10.0
BUCAR	3.3	3.9	0.1	.515	.231	.618	13.0
CAR*	5.8	5.8	0.1	.451	.267	.611	20.2

- Transfer forward from BYU; played in 62 games with 44 starts for the Cougars
- Led BU w/6.6 rebounds per game in 5 games at Canada Basketball's GLOBL JAM in July
- Averaged 7.0 points and 6.7 rebounds in two seasons with the Cougars
- Led BYU in rebounding 13 times last yr., including 6 of his 7 double-digit rebounding efforts
- Played at Wasatch Academy in Utah from 2018-20; after freshman and sophomore year at Flower Mound HS

LAST GAME at No. 14 KANSAS STATE						
PTS	REB	AST	STL	BLK	MIN	
0	3	0	0	0	5:49	

CAREER HIGHS (* - at BYU)				
PTS	REB	AST	STL	BLK
20*	14*	6*	4*	2*



Scott Drew
Head Coach
20th season at BU



Alvin Brooks III
Associate Head Coach
7th season at BU



John Jakus
Associate Head Coach
6th season at BU



Jared Nuness
Assistant Coach
13th season at BU



Bill Peterson
Special Asst. to the Head Coach
6th season at BU



Luke Simons
Director of Basketball Ops
1st season at BU



Ty Beard
Director of Video Ops
6th season at BU




Tweety Carter
Director of Player Development
1st season at BU



Jason Smith
Director of Recruiting Ops
2nd season at BU



Charlie Melton
Strength Coach
18th season at BU



Dave Snyder
Athletic Trainer
6th season at BU