

TEXAS TECH BASKETBALL NOTES

19 NCAA TOURNAMENT APPEARANCES

1954 • 1956 • 1961 • 1962 • 1973 • 1976 • 1985 • 1986 • 1993 • 1996 • 2002 • 2004 • 2005 • 2007 • 2016 • 2018 • 2019 • 2021 • 2022



2019 NCAA NATIONAL RUNNER-UP

Big 12 Champions: 2019

NCAA Final Four: 2019

NCAA Elite Eight: 2018, 2019

NCAA Sweet 16: 1976, 1996, 2005, 2018, 2019, 2022



TEXASTECH.COM



GAME 23

TEXAS TECH (12-10, 1-8) AT NO. 11 BAYLOR (16-6, 5-4)

SATURDAY, FEBRUARY 4, 2023 • 12 P.M. • WACO • FERRELL CENTER

SOCIAL MEDIA: @TEXASTECHMBB • TV: CBS • RADIO: DOUBLE T 97.3 FM

TEXASTECH.com: Obanor with 2,022 points, 1,033 rebounds in career | Tech on 2-game winning streak after snapping 8-game skid | Adams is 27-4 at home | Tech overcame 23-point deficit to earn 80-77 OT win over No. 13 Iowa State on Monday

SERIES HISTORY: Texas Tech leads 82-63

IN WACO: Baylor leads 38-30

LAST MATCHUP: Baylor won 81-74 (1/17/23)

NOTE: Texas Tech upset No. 1 Baylor in Waco last season with a 65-62 win on January 11, 2022. The win broke a streak of 5 straight losses in Waco for the Red Raiders... Tech swept the series last year with an 83-73 win in Lubbock on February 16.

UP NEXT: at Oklahoma State

Wednesday, February 8 - 7 p.m. - Stillwater, Oklahoma

2022-23 SCHEDULE - RESULTS

NOVEMBER (5-2 RECORD)

- 7 Northwestern State • W, 73-49 • Lubbock, Texas
- 10 Texas Southern • W, 78-54 • Lubbock, Texas
- 14 Louisiana Tech • W, 64-55 • Lubbock, Texas
- 21 vs. No. 9 Creighton • L, 76-65 • Maui
- 22 vs. Louisville • W, 70-38 • Maui
- 23 vs. Ohio State • L, 80-73 • Maui
- 30 Georgetown • W, 79-65 • Lubbock, Texas

DECEMBER (5-1 RECORD)

- 7 Nicholls State • W, 78-71 • Lubbock, Texas
- 13 Eastern Washington • W, 77-70 • Lubbock, Texas
- 17 vs. Jackson State • W, 102-52 • Houston, Texas
- 21 Houston Christian • W, 111-67 • Lubbock, Texas
- 27 South Carolina State • W, 110-71 • Lubbock, Texas
- 31 at No. 18 TCU • L, 67-61 • Fort Worth, Texas

JANUARY (2-7 RECORD)

- 3 No. 3 Kansas • L, 75-72 • Lubbock, Texas
- 7 Oklahoma • L, 68-63 (OT) • Lubbock, Texas
- 10 at No. 14 Iowa State • L, 84-50 • Ames, Iowa
- 14 at No. 10 Texas • L, 72-70 • Austin, Texas
- 17 No. 21 Baylor • L, 81-74 • Lubbock, Texas
- 21 at No. 13 Kansas State • L, 68-58 • Manhattan, Kansas
- 25 West Virginia • L, 76-61 • Lubbock, Texas
- 28 at LSU • W, 76-68 • Baton Rouge, Louisiana
- 30 No. 13 Iowa State • W, 80-77 (OT) • Lubbock

FEBRUARY (0-0 RECORD)

- 4 at No. 11 Baylor • Noon • Waco, Texas
- 8 at Oklahoma State • 7 p.m. • Stillwater, Oklahoma
- 11 Kansas State • 6 p.m. • Lubbock, Texas
- 13 Texas • 8 p.m. • Lubbock, Texas
- 18 at West Virginia • 11 a.m. • Morgantown, WV
- 21 at Oklahoma • 8 p.m. • Norman, Oklahoma
- 25 TCU • 11 a.m. • Lubbock, Texas
- 28 at Kansas • 8 p.m. • Lawrence, Kansas

MARCH (0-0 RECORD)

- 4 Oklahoma State • 5 p.m. • Lubbock, Texas
- 8-11 Big 12 Tournament • Kansas City
- 14-15 NCAA First Four • Dayton, Ohio
- 16-19 NCAA First/Second Rounds • TBD
- 23-26 NCAA Sweet 16 & Elite 8 • TBD

APRIL (NCAA CHAMPIONSHIP)

- 1 Final Four • Houston, Texas (NRG Stadium)
- 3 Championship Final • Houston, Texas (NRG Stadium)

TWITTER & INSTAGRAM: @TEXASTECHMBB | FACEBOOK.COM/TEXASTECHMBB
COMMUNICATIONS: Wes Bloomquist (512.966.6971 - wes.bloomquist@ttu.edu)

TEXAS TECH RED RAIDERS

2022-23 Record 12-10 • 1-8 Big 12 • W2
Last Game Won 80-77 in OT against No. 13 Iowa State (1/30/23)
2022-23 Stats 74.8/67.5 PPG • 46.3/41.6 FG • 34.2/32.7 3FG • 70.1 FT • 35.3 RPG
2022-23 Ranking AP: NR; USA TODAY: NR

TECH LEADERS

Scoring Kevin Obanor • 15.7 PPG • 346 points
Rebounding Kevin Obanor • 6.5 RPG • 144 rebounds
Assists De'Vion Harmon • 3.7 APG • 81 assists
Blocks Daniel Batcho • 1.9 BPG • 35 blocks
Steals De'Vion Harmon • 1.9 SPG • 41 steals

No. 11 BAYLOR BEARS

2022-23 Record 16-6 • 5-4 Big 12 • L1
Last Game Lost 76-71 at No. 10 Texas (1/30/23)
2022-23 Stats 78.5/69.4 PPG • 44.3/44.3 FG • 35.5/32.9 3FG • 75.1 FT • 36.3 RPG
2022-23 Ranking AP: 11; USA TODAY: 11

BAYLOR LEADERS

Scoring Keyonte George • 17.2 PPG • 379 points
Rebounding Jalen Bridges • 5.8 RPG • 127 rebounds
Assists Adam Flagler • 4.9 APG • 97 assists
Blocks Jalen Bridges • 1.1 BPG • 24 blocks
Steals Dale Bonner • 1.7 SPG • 33 steals



TEXAS TECH'S STARTING FIVE in past two games (2-0 as a starting unit)

TEXAS TECH 2022-23 Overall Record: 12-10 • Home Record: 9-4 • Road Record: 1-4 • Neutral Court Record: 2-2 • Big 12 Record: 1-8 • Non-Conference Record: 11-2

HC MARK ADAMS | 2ND SEASON | BROWNFIELD, TEXAS | TTU (1979) | 2022 NAISMITH NATIONAL COACH OF THE YEAR FINALIST

39-20 TTU • 592-243 Overall • 290-188 Four-Year... 2022 AP Big 12 Coach of the Year... Led Tech to 27-10 record, Big 12 Championship Final, NCAA Sweet 16 in 1st season

0 KEVIN OBANOR | F | 6-8 | 235 | 5TH-YEAR SENIOR-1L | HOUSTON, TEXAS (ORAL ROBERTS)

Leads Tech with 15.7 ppg... 59 straight starts at Tech... Career: 2,022 points, 1,033 rebounds, 145 games... 37 double-doubles... 2022 All-Big 12 Honorable Mention

1 LAMAR WASHINGTON | G | 6-4 | 205 | FRESHMAN | PORTLAND, OREGON (COMPASS PREP)

Career-high 12 points against Nicholls... 7 rebounds against Nicholls and Louisville... 2021 Oregon Gatorade Player of the Year at Jefferson HS... Scored 2,135 points in HS career

2 POP ISAACS | G | 6-2 | 170 | FRESHMAN | LAS VEGAS, NEVADA (CORONADO HS)

Led Tech with 23 points at Texas (5 3-pointers)... Career-high 24 points vs Nicholls... Averaging 11.6 ppg. (13.9 Big 12)... Left game vs. WVU with 15:24 remaining (ankle injury)

3 D'MAURIAN WILLIAMS | G | 6-3 | 200 | JUNIOR-TRANSFER | PHOENIX, ARIZONA (GARDNER-WEBB)

Season-high 17 points against JSU with five 3s... Transferred from Gardner-Webb... Has scored 796 career points... Westview HS in Arizona before Putnam Science

4 ROBERT JENNINGS | F | 6-7 | 225 | FRESHMAN | DESOTO, TEXAS (TEXAS ALLIANCE OF CHRISTIAN ATHLETES - HOME SCHOOL)

Career-high 8 points Oklahoma, Houston Christian and Louisville... Averaged 17 ppg/10 rpg with Texas Alliance of Christian Athletes... Went to Desoto HS before transferring

5 KJ ALLEN | F | 6-6 | 255 | REDSHIRT JUNIOR-1L | LOS ANGELES, CALIFORNIA (EAST LOS ANGELES COLLEGE)

Career-high 15 points against JSU... 9 points at TCU... 1st signee for Adams (April 19, 2021)... Appeared on Netflix's Last Chance U: Basketball at ELAC

11 FARDAWS AIMAQ | F | 6-11 | 245 | REDSHIRT SENIOR-TRANSFER | VANCOUVER, B.C. (UTAH VALLEY/MERCER)

12 points/5 rebounds in season debut at UT... 12 points/9 rebounds against BU; Has 1,086 points, 938 rebounds in career... 2021 & 2022 WAC Defensive POY... 2021 WAC POY

12 DANIEL BATCHO | F | 6-11 | 235 | REDSHIRT SOPHOMORE-1L | PARIS, FRANCE (ARIZONA)

Leads Tech with 1.9 bpg... Career-high 21 points against Ohio State, 6 blocks against LA Tech... Maui Jim All-Tournament Team... 3 double-doubles

13 CJ WILLIAMS | G | 6-1 | 155 | FRESHMAN | FAYETTEVILLE, ARKANSAS

Walk-on at Texas Tech... Averaged 21 points, 6 rebounds, 5 assists in senior year of HS... Son of Tech assistant coach Corey Williams

20 JAYLON TYSON | G | 6-7 | 210 | SOPHOMORE-TRANSFER | PLANO, TEXAS (UNIVERSITY OF TEXAS)

Two career double-doubles; 19 points/12 rebounds against BU; First career double-double with 12 points/14 rebounds at UT... Averaging 9.5 ppg. - 10 games in double figures

22 ELIJAH FISHER | G | 6-6 | 190 | FRESHMAN | TORONTO, ONTARIO (CRESTWOOD PREP)

Career-high 9 rebounds at LSU, added 5 points... Was No. 15 ranked recruit in 2023 class before reclassifying and enrolling at Tech... Consensus 5-star by ESPN, Rivals, 247Sports

23 DE'VION HARMON | G | 6-2 | 205 | SENIOR-TRANSFER | DENTON, TEXAS (OREGON/OKLAHOMA)

Season-high 23 points against Oklahoma; Had 16 points, 5 assists against ISU... Averaging 12.5 ppg, 3.7 apg... Has 1,202 points, 267 assists, 149 steals through 113 career games

24 KERWIN WALTON | G | 6-5 | 200 | JUNIOR-TRANSFER | HOPKINS, MINNESOTA (NORTH CAROLINA)

Season-high 17 points with 5 3s at LSU in first start... Had 12 points against Baylor with four 3-pointers; First season at Tech after playing two at North Carolina... 103 3-pointers

2022-23 BIG12SPORTS.COM

TEAM	BIG 12	PCT.	HOME	AWAY	STREAK	OVERALL	PCT.	HOME	AWAY	NEUTRAL	STREAK
TEXAS	7-2	.778	4-1	3-1	W3	18-4	.818	13-1	3-2	2-1	W1
KANSAS	6-3	.667	4-1	2-2	W1	18-4	.818	11-1	4-2	3-1	W2
KANSAS STATE	6-3	.667	4-0	2-3	L2	18-4	.818	11-0	3-4	4-0	L1
TCU	6-3	.667	4-1	2-2	W3	17-5	.773	11-2	2-3	4-0	W1
IOWA STATE	6-3	.667	4-0	2-3	L1	15-6	.714	11-0	2-5	2-1	L2
BAYLOR	5-4	.556	2-2	3-2	L1	16-6	.727	10-2	3-3	3-1	L1
OKLAHOMA STATE	3-5	.375	3-1	0-4	L1	12-9	.571	9-2	2-5	1-2	W1
OKLAHOMA	2-6	.250	1-3	1-3	L3	12-9	.571	7-4	1-4	4-1	W1
WEST VIRGINIA	2-7	.222	1-3	1-4	L1	13-9	.591	9-3	2-5	2-1	L1
TEXAS TECH	1-8	.111	1-4	0-4	W1	12-10	.545	9-4	1-4	2-2	W2



0	Kevin Obanor	F	6-8	235	Sr-1L (5)	Houston, Texas (Oral Roberts)
1	Lamar Washington	G	6-4	205	Fr-HS	Portland, Oregon (Arizona Compass)
2	Pop Isaacs	G	6-2	170	Fr-HS	Las Vegas, Nevada (Coronado HS)
3	D'Maurian Williams	G	6-3	200	Jr-TR	Phoenix, Arizona (Gardner-Webb)
4	Robert Jennings	F	6-7	225	Fr-HS	Desoto, Texas (Alliance of Christian Athletes)
5	KJ Allen	F	6-6	255	So-1L	Los Angeles, California (East Los Angeles College)
11	Fardaws Aimaq	F	6-11	245	Sr-TR	Vancouver, British Columbia (Utah Valley/)
12	Daniel Batcho	F	6-11	235	So-1L	Paris, France (Arizona)
13	CJ Williams	G	6-1	155	Fr-HS	Fayetteville, Arkansas
20	Jaylon Tyson	G	6-7	210	So-TR	Plano, Texas (Texas)
22	Elijah Fisher	G	6-6	190	Fr-HS	Toronto, Canada (Crestwood Prep)
23	De'Vion Harmon	G	6-2	205	Sr-TR	Denton, Texas (Oregon/Oklahoma)
24	Kerwin Walton	G	6-5	200	Jr-TR	Hopkins, Minnesota (North Carolina)

Head Coach: Mark Adams
 Assistant Coaches: Corey Williams, Al Pinkins, Steve Green
 Chief of Staff: Rick Cooper
 Director of Basketball Operations: Taylor Sinclair
 Advisor to Coach Adams: Sean Sutton
 Athletic Trainer: Mike Neal
 Strength & Conditioning Coach: Darby Rich
 Strength & Conditioning Assistant: John Bloom
 Director of Player Personnel: Darryl Dora
 Director of Recruiting: Matt Scherbenske
 Coordinator of Basketball Operations: Cooper Anderson
 Director of Scouting: George Neilson
 Player Development: Luke Adams

Executive Assistant to Coach Adams: Briana Whitaker
 Academic Advisor: Jamaal Scott
 Character Advisor: Doug Halcomb
 Graduate Assistants: Kavin Gilder-Tilbury, Gino Saucedo, Masahiro Yamaga, Ty Nurse, Jonathan Holmes
 Student Assistants: Beau Martin, Wyatt Young, Jacob Hirst, Marlei Burrowes, Kade Spears, Eric Sielhant, Kaden McKean, Tyler Benedict, Tyreke Shanklin, Tye Scogin

PRONUNCIATION GUIDE: Kevin O-Ban-Er; D-Mar-E-Ann Williams; Far-Daws A-Mack; Daniel Botch-OH; Day-V-On Harmon



0


KEVIN OBANOR SR. | FORWARD | HOUSTON, TEXAS

Games Played	Minutes/ game	Points/ game	FG Pct	3FG Pct	FT Pct	Rebounds/ game	Assists/ game	Turnovers/ game	Assist/Turnover ratio	Steals/ game	Blocks/ game
22	30.6	15.7	49.8	33.7	79.0	6.5	1.0	2.2	0.4	1.0	0.2

1


LAMAR WASHINGTON FR. | GUARD | PORTLAND, OREGON

Games Played	Minutes/ game	Points/ game	FG Pct	3FG Pct	FT Pct	Rebounds/ game	Assists/ game	Turnovers/ game	Assist/Turnover ratio	Steals/ game	Blocks/ game
22	15.5	3.3	45.3	12.5	67.6	1.9	1.9	1.0	1.8	0.9	0.2

2


POP ISAACS FR. | GUARD | LAS VEGAS, NEVADA

Games Played	Minutes/ game	Points/ game	FG Pct	3FG Pct	FT Pct	Rebounds/ game	Assists/ game	Turnovers/ game	Assist/Turnover ratio	Steals/ game	Blocks/ game
19	28.8	11.6	36.3	37.0	86.8	1.9	2.8	2.5	1.1	1.2	0.0

3


D'MAURIAN WILLIAMS JR. | GUARD | PHOENIX, ARIZONA

Games Played	Minutes/ game	Points/ game	FG Pct	3FG Pct	FT Pct	Rebounds/ game	Assists/ game	Turnovers/ game	Assist/Turnover ratio	Steals/ game	Blocks/ game
18	11.0	3.6	42.2	35.7	81.0	1.3	0.7	0.8	0.9	0.6	0.1

4


ROBERT JENNINGS FR. | FORWARD | DESOTO, TEXAS

Games Played	Minutes/ game	Points/ game	FG Pct	3FG Pct	FT Pct	Rebounds/ game	Assists/ game	Turnovers/ game	Assist/Turnover ratio	Steals/ game	Blocks/ game
20	9.4	3.3	47.7	33.3	65.6	2.1	0.1	0.4	0.3	0.4	0.2

5


KJ ALLEN JR. | FORWARD | LOS ANGELES, CALIFORNIA

Games Played	Minutes/ game	Points/ game	FG Pct	3FG Pct	FT Pct	Rebounds/ game	Assists/ game	Turnovers/ game	Assist/Turnover ratio	Steals/ game	Blocks/ game
19	10.9	3.1	60.0	14.3	55.6	2.4	0.5	0.6	0.9	0.3	0.2

11


FARDAWS AIMAQ SR. | FORWARD | VANCOUVER, B.C., CANADA

Games Played	Minutes/ game	Points/ game	FG Pct	3FG Pct	FT Pct	Rebounds/ game	Assists/ game	Turnovers/ game	Assist/Turnover ratio	Steals/ game	Blocks/ game
3	24.3	10.0	46.4	50.0	40.0	6.7	1.3	2.7	0.5	0.0	0.0

12


DANIEL BATCHO R-SOPH. | FORWARD | PARIS, FRANCE


Games Played	Minutes/ game	Points/ game	FG Pct	3FG Pct	FT Pct	Rebounds/ game	Assists/ game	Turnovers/ game	Assist/Turnover ratio	Steals/ game	Blocks/ game
19	25.8	8.7	61.2	60.0	57.8	6.4	1.5	1.8	0.8	0.6	1.8

13


CJ WILLIAMS FR. | GUARD | FAYETTEVILLE, ARKANSAS

Games Played	Minutes/ game	Points/ game	FG Pct	3FG Pct	FT Pct	Rebounds/ game	Assists/ game	Turnovers/ game	Assist/Turnover ratio	Steals/ game	Blocks/ game
6	2.6	1.0	14.3	0.0	100.0	0.5	0.0	0.2	0.0	0.0	0.0

20


JAYLON TYSON SOPH. | FORWARD | PLANO, TEXAS

Games Played	Minutes/ game	Points/ game	FG Pct	3FG Pct	FT Pct	Rebounds/ game	Assists/ game	Turnovers/ game	Assist/Turnover ratio	Steals/ game	Blocks/ game
21	27.2	9.5	44.8	36.1	69.4	5.9	1.4	1.7	0.8	1.6	0.3

22


ELIJAH FISHER FR. | GUARD | TORONTO, ONTARIO, CANADA


Games Played	Minutes/ game	Points/ game	FG Pct	3FG Pct	FT Pct	Rebounds/ game	Assists/ game	Turnovers/ game	Assist/Turnover ratio	Steals/ game	Blocks/ game
18	11.6	3.1	44.7	23.1	50.0	1.9	0.6	0.6	1.0	0.2	0.2

23


DE'VION HARMON SR. | GUARD | DENTON, TEXAS

Games Played	Minutes/ game	Points/ game	FG Pct	3FG Pct	FT Pct	Rebounds/ game	Assists/ game	Turnovers/ game	Assist/Turnover ratio	Steals/ game	Blocks/ game
22	31.0	12.5	44.4	24.1	68.5	2.8	3.7	1.6	2.3	1.9	0.2

24


KERWIN WALTON JR. | GUARD | HOPKINS, MINNESOTA

Games Played	Minutes/ game	Points/ game	FG Pct	3FG Pct	FT Pct	Rebounds/ game	Assists/ game	Turnovers/ game	Assist/Turnover ratio	Steals/ game	Blocks/ game
20	12.8	4.4	50.0	46.8	83.3	1.0	0.5	0.5	1.1	0.2	0.2

2022-23 TEXAS TECH SEASON STATS

Game Records

Record	Overall	Home	Away	Neutral
ALL GAMES	12-10	9-4	1-4	2-2
CONFERENCE	1-8	1-4	0-4	0-0
NON-CONFERENCE	11-2	8-0	1-0	2-2

Score by Periods

Team	1st	2nd	OT	TOT
Texas Tech	790	839	16	1645
Opponents	672	794	18	1484

Team Box Score

No.	Player	Total					3-Point		F-Throw		Rebounds				Other				PTS	AVG		
		GP-GS	MIN	AVG	FG-FGA	FG%	3FG-3FGA	3FG%	FT-FTA	FT%	OFF	DEF	TOT	AVG	PF	DQ	A	TO			BLK	STL
0	OBANOR, Kevin	22-22	674:03	30.6	116-233	.498	31-92	.337	83-105	.790	46	98	144	6.5	52	1	21	48	4	23	346	15.7
23	HARMON, De'Vion	22-22	681:36	31.0	99-223	.444	13-54	.241	63-92	.685	5	56	61	2.8	32	0	81	35	4	41	274	12.5
2	ISAACS, Pop	19-19	547:26	28.8	70-193	.363	47-127	.370	33-38	.868	2	34	36	1.9	27	0	54	47	0	23	220	11.6
11	AIMAQ, Fardaws	3-2	72:56	24.3	13-28	.464	2-4	.500	2-5	.400	10	10	20	6.7	3	0	4	8	0	0	30	10.0
20	TYSON, Jaylon	21-21	570:12	27.2	74-165	.448	26-72	.361	25-36	.694	31	93	124	5.9	41	1	29	36	7	33	199	9.5
12	BATCHO, Daniel	19-16	489:35	25.8	63-103	.612	3-5	.600	37-64	.578	38	84	122	6.4	37	1	28	34	35	11	166	8.7
24	WALTON, Kerwin	20-2	256:45	12.8	30-60	.500	22-47	.468	5-6	.833	6	14	20	1.0	29	1	10	9	4	3	87	4.4
3	WILLIAMS, D'Maurian	18-1	197:37	11.0	19-45	.422	10-28	.357	17-21	.810	2	21	23	1.3	22	0	12	14	1	10	65	3.6
1	WASHINGTON, Lamar	22-1	340:08	15.5	24-53	.453	2-16	.125	23-34	.676	6	35	41	1.9	35	0	41	23	5	19	73	3.3
4	JENNINGS, Robert	20-4	188:22	9.4	21-44	.477	2-6	.333	21-32	.656	20	21	41	2.1	20	0	2	8	3	8	65	3.3
5	ALLEN, KJ	19-0	207:31	10.9	24-40	.600	1-7	.143	10-18	.556	23	22	45	2.4	20	0	10	11	4	6	59	3.1
22	FISHER, Elijah	18-0	208:06	11.6	21-47	.447	3-13	.231	10-20	.500	10	24	34	1.9	19	0	10	10	3	4	55	3.1
13	WILLIAMS, CJ	6-0	15:43	2.6	1-7	.143	0-3	.000	4-4	1.000	1	2	3	0.5	2	0	0	1	0	0	6	1.0
Team											39	23	62					23				
Total		22	4450		575-1241	.463	162-474	.342	333-475	.701	239	537	776	35.3	339	4	302	307	70	181	1645	74.8
Opponents		22	4450		525-1263	.416	176-538	.327	258-364	.709	233	487	720	32.7	403	10	274	338	87	159	1484	67.5

Team Statistics

	TTU	OPP
Scoring	1645	1484
Points per game	74.8	67.5
Scoring margin	+7.3	-
Field goals-att	575-1241	525-1263
Field goal pct	.463	.416
3 point fg-att	162-474	176-538
3-point FG pct	.342	.327
3-pt FG made per game	7.4	8.0
Free throws-att	333-475	258-364
Free throw pct	.701	.709
F-Throws made per game	15.1	11.7
Rebounds	776	720
Rebounds per game	35.3	32.7
Rebounding margin	+2.5	-
Assists	302	274
Assists per game	13.7	12.5
Turnovers	307	338
Turnovers per game	14.0	15.4
Turnover margin	+1.4	-
Assist/turnover ratio	1.0	0.8
Steals	181	159
Steals per game	8.2	7.2
Blocks	70	87
Blocks per game	3.2	4.0
Winning streak	2	-
Home win streak	1	-
Attendance	169265	51615
Home games-Avg/Game	13-13020	5-10323
Neutral site-Avg/Game	-	4-2156

Team Results

Date	Opponent		Score	Att.
11/07/2022	Northwestern St.	W	73-49	15098
11/10/2022	Texas Southern	W	78-54	13835
11/14/2022	Louisiana Tech	W	64-55	13027
11/21/2022	vs Creighton	L	65-76	2400
11/22/2022	vs Louisville	W	70-38	2400
11/23/2022	vs Ohio St.	L	73-80	2400
11/30/2022	Georgetown	W	79-65	14649
12/07/2022	Nicholls	W	78-71	12682
12/13/2022	Eastern Wash.	W	77-70	11627
12/17/2022	vs Jackson St.	W	102-52	1424
12/21/2022	Houston Christian	W	111-67	10025
12/27/2022	South Carolina St.	W	110-71	13473
12/31/2022	at TCU	L	61-67	5899
01/03/2023	Kansas	L	72-75	14385
01/07/2023	Oklahoma	Lot	63-68	14082
01/10/2023	at Iowa St.	L	50-84	13464
01/14/2023	at Texas	L	70-72	11313
01/17/2023	Baylor	L	74-81	14152
01/21/2023	at Kansas St.	L	58-68	11000
01/25/2023	West Virginia	L	61-76	11802
01/28/2023	at LSU	W	76-68	9939
01/30/2023	Iowa St.	Wot	80-77	10428

DOUBLE-FIGURE SCORING	2022-23	NCAA
Kevin Obanor	17	106
De'Vion Harmon	17	67
Fardaws Aimmaq	2	52
Kerwin Walton	2	16
Pop Isaacs	12	12
Jaylon Tyson	10	11
Daniel Batcho	7	7
Lamar Washington	1	1
KJ Allen	1	1
D'Maurian Williams	1	1
DOUBLE-FIGURE REBOUNDING		
Fardaws Aimmaq	0	49
Kevin Obanor	3	40
Daniel Batcho	4	6
Jaylon Tyson	2	2
DOUBLE-DOUBLES		
Daniel Batcho	3	3
Kevin Obanor	2	37
Fardaws Aimmaq	0	41
Jaylon Tyson	2	2
20+ SCORING		
Kevin Obanor	8	33
Fardaws Aimmaq	0	22
De'Vion Harmon	2	5
Daniel Batcho	1	1
Pop Isaacs	2	2

2022-23 TEXAS TECH CONFERENCE STATS

Game Records

Record	Overall	Home	Away	Neutral
ALL GAMES	1-8	1-4	0-4	0-0
CONFERENCE	1-8	1-4	0-4	0-0
NON-CONFERENCE	0-0	0-0	0-0	0-0

Score by Periods

Team	1st	2nd	OT	TOT
Texas Tech	273	300	16	589
Opponents	305	345	18	668

Team Box Score

No.	Player				Total		3-Point		F-Throw		Rebounds											
		GP-GS	MIN	AVG	FG-FGA	FG%	3FG-3FGA	3FG%	FT-FTA	FT%	OFF	DEF	TOT	AVG	PF	DQ	A	TO	BLK	STL	PTS	AVG
0	OBANOR, Kevin	9-9	302:06	33.6	40-92	.435	10-39	.256	35-50	.700	24	40	64	7.1	24	0	6	27	2	7	125	13.9
2	ISAACS, Pop	7-7	222:40	31.8	31-95	.326	21-64	.328	14-15	.933	1	10	11	1.6	12	0	18	18	0	7	97	13.9
23	HARMON, De'Vion	9-9	287:27	31.9	40-102	.392	5-26	.192	29-45	.644	2	25	27	3.0	16	0	23	18	1	17	114	12.7
11	AIMAQ, Fardaws	3-2	72:56	24.3	13-28	.464	2-4	.500	2-5	.400	10	10	20	6.7	3	0	4	8	0	0	30	10.0
20	TYSON, Jaylon	9-9	291:50	32.4	31-81	.383	10-40	.250	11-15	.733	17	50	67	7.4	20	1	14	18	4	17	83	9.2
24	WALTON, Kerwin	8-1	91:59	11.5	11-21	.524	10-18	.556	0-0	.000	1	3	4	0.5	13	1	4	1	1	1	32	4.0
4	JENNINGS, Robert	7-1	70:40	10.1	8-17	.471	1-3	.333	8-12	.667	6	4	10	1.4	5	0	0	2	0	1	25	3.6
12	BATCHO, Daniel	8-6	188:27	23.6	11-22	.500	0-1	.000	3-10	.300	14	18	32	4.0	20	1	12	16	17	1	25	3.1
5	ALLEN, KJ	6-0	53:10	8.9	7-10	.700	1-2	.500	2-5	.400	5	4	9	1.5	6	0	0	4	0	1	17	2.8
1	WASHINGTON, Lamar	9-1	155:40	17.3	9-27	.333	0-7	.000	5-7	.714	2	16	18	2.0	12	0	11	5	1	6	23	2.6
22	FISHER, Elijah	5-0	53:11	10.6	3-11	.273	0-3	.000	3-4	.750	5	5	10	2.0	3	0	3	1	0	0	9	1.8
3	WILLIAMS, D'Maurian	6-0	58:14	9.7	3-7	.429	1-4	.250	2-4	.500	1	4	5	0.8	8	0	0	1	1	2	9	1.5
13	WILLIAMS, CJ	1-0	01:40	1.7	0-2	.000	0-1	.000	0-0	.000	0	1	1	1.0	0	0	0	0	0	0	0	0.0
Team											17	10	27				10					
Total		9	1850		207-515	.402	61-212	.288	114-172	.663	105	200	305	33.9	142	3	95	129	27	60	589	65.4
Opponents		9	1850		235-527	.446	80-231	.346	118-165	.715	108	224	332	36.9	154	2	129	119	42	69	668	74.2

Team Statistics

	TTU	OPP
Scoring	589	668
Points per game	65.4	74.2
Scoring margin	-8.8	-
Field goals-att	207-515	235-527
Field goal pct	.402	.446
3 point fg-att	61-212	80-231
3-point FG pct	.288	.346
3-pt FG made per game	6.8	8.9
Free throws-att	114-172	118-165
Free throw pct	.663	.715
F-Throws made per game	12.7	13.1
Rebounds	305	332
Rebounds per game	33.9	36.9
Rebounding margin	-3.0	-
Assists	95	129
Assists per game	10.6	14.3
Turnovers	129	119
Turnovers per game	14.3	13.2
Turnover margin	-1.1	-
Assist/turnover ratio	0.7	1.1
Steals	60	69
Steals per game	6.7	7.7
Blocks	27	42
Blocks per game	3.0	4.7
Winning streak	1	-
Home win streak	1	-
Attendance	64849	41676
Home games-Avg/Game	5-12970	4-10419
Neutral site-Avg/Game	-	0-0

Team Results

Date	Opponent	Score	Att.
12/31/2022	at TCU	L 61-67	5899
01/03/2023	Kansas	L 72-75	14385
01/07/2023	Oklahoma	Lot 63-68	14082
01/10/2023	at Iowa St.	L 50-84	13464
01/14/2023	at Texas	L 70-72	11313
01/17/2023	Baylor	L 74-81	14152
01/21/2023	at Kansas St.	L 58-68	11000
01/25/2023	West Virginia	L 61-76	11802
01/30/2023	Iowa St.	Wot 80-77	10428

TEXAS TECH BIG 12 CONFERENCE RECORD BY STARTING LINEUP

1. Obanor • Isaacs • Batcho • Harmon • Tyson	0-5
2. Obanor • Harmon • Tyson • Washington • Jennings	0-1
3. Obanor • Isaacs • Harmon • Tyson • Aimaq	0-2
4. Obanor • Batcho • Harmon • Tyson • Walton	1-0

TEXAS TECH BIG 12 CONFERENCE RECORD BREAKDOWN

At Home	1-4
On Road	0-4
At Neutral Sites	0-0
Against Top-10 Opponent	0-2
Top-25 Matchup	1-6
Overtime Games	1-1
Games Decided by 10 Pts or Less	1-6
Games Decided by 5 Pts or Less	1-3

SCORING

Texas Tech Leads at Halftime	0-3
Texas Tech Trails at Halftime	1-5
Tied at Halftime	0-0
Texas Tech Scores Less Than 60	0-2
Texas Tech Scores 60-69	0-3
Texas Tech Scores 70-79	0-3
Texas Tech Scores 80-89	1-0
Texas Tech Scores 90+	0-0
Opponent Scores Less Than 60	0-0
Opponent Scores 60-69	0-3
Opponent Scores 70-79	1-3
Opponent Scores 80-89	0-2
Opponent Scores 90+	0-0

TEXAS TECH • NOTES

ASSOCIATED PRESS TOP 25 (1/30/2023)

RANK	TEAM	REC.	POINTS	PREV.
1	Purdue (62)	21-1	1,550	1
2	Tennessee	18-3	1,443	4
3	Houston	20-2	1,415	3
4	Alabama	18-3	1,312	2
5	Arizona	19-3	1,310	6
6	Virginia	16-3	1,258	7
7	Kansas State	18-3	1,190	5
8	Kansas	17-4	1,034	9
9	UCLA	17-4	993	8
10	Texas	17-4	939	10
11	Baylor	16-5	905	17
12	Gonzaga	18-4	837	14
13	Iowa State	15-5	832	12
14	Marquette	17-5	769	16
15	TCU	16-5	752	11
16	Xavier	17-5	689	13
17	Providence	17-5	438	23
18	Saint Mary's	19-4	419	22
19	Florida Atlantic	21-1	392	21
20	Clemson	18-4	340	24
21	Indiana	15-6	250	NR
22	San Diego State	17-4	170	NR
23	Miami (Fla.)	16-5	146	20
24	UConn	16-6	131	19
25	Auburn	16-5	117	15

Others receiving votes: Missouri 74, Charleston 68, Illinois 56, Creighton 51, New Mexico 47, North Carolina 47, North Carolina State 39, Boise State 31, Duke 24, Rutgers 17, Texas A&M 16, Northwestern 13, Memphis 10, Arkansas 9, Pittsburgh 9, West Virginia 2, Nevada 2, Oral Roberts 2, Saint Louis 1

2022-23 NATIONAL RANKING TRACKER

ASSOCIATED PRESS	RANKING
Oct. 17	No. 25
Nov. 14	No. 23
Nov. 21	No. 21
Nov. 28	RV
Dec. 5	RV
Dec. 12	RV
Dec. 19	RV
Dec. 25	RV
Jan. 2	NR
Jan. 9	NR
Jan. 15	NR
Jan. 23	NR
Jan. 30	NR

2021-22 NATIONAL RANKING TRACKER

ASSOCIATED PRESS	RANKING
Oct. 18	NOT RANKED
Nov. 15	NOT RANKED
Nov. 22	NOT RANKED
Nov. 29	NOT RANKED
Dec. 6	NOT RANKED
Dec. 13	No. 25
Dec. 20	No. 25
Dec. 27	No. 25
Jan. 3	No. 25
Jan. 10	No. 19
Jan. 17	No. 18
Jan. 24	No. 13
Jan. 31	No. 14
Feb. 7	No. 9
Feb. 14	No. 11
Feb. 21	No. 9
Feb. 28	No. 12
March 7	No. 14



LEGACY

Texas Tech spent the first and second day of October in Stanton, Texas at its annual team retreat working to continue building strong bonds for the season. The Red Raiders were at the Circle 6 Camp for two days with a theme of legacy that was designed to connect the past with the current team. Adams, shown holding up boxing gloves, talked with the current team about past players who helped build the program and also about how each of the current players owes it to themselves and the program to work hard every day to continue building the legacy that many have worked to build.

THE TIP-OFF

MATCHUP: Texas Tech (12-10, 1-8) at No. 11 Baylor (16-6, 5-4 Big 12)

LOCATION: Waco, Texas

VENUE: Ferrell Center

TIP: 12 p.m. (Saturday, February 4, 2023)

TV: CBS

TV TALENT: Ian Eagle (play-by-play), Bill Raftery (analyst)

RADIO (Texas Tech Sports Network): 97.3 Double T FM

RADIO TALENT: Geoff Haxton (play-by-play), Chris Level (analyst)



LUBBOCK, Texas – The restoration project of its season continues this weekend for Texas Tech which travels to Waco for a matchup against No. 11 Baylor at noon on Saturday inside the Ferrell Center.

The Red Raiders (12-10, 1-8 Big 12) are on a two-game winning streak following a 23-point comeback that resulted in an 80-77 overtime win over No. 13 Iowa State on Monday after a 76-68 victory at LSU last Saturday in Baton Rouge. The wins snapped an eight-game losing streak. Nine games remain on the regular-season schedule for Tech to fight back into an opportunity to make the NCAA Tournament for the fifth straight time. On the other side, Baylor (16-6, 5-4 Big 12) had been on a six-game winning streak before taking a 76-71 loss to No. 10 Texas in Austin on Monday night. The Bears won the first matchup, 81-74, against Tech in Lubbock on January 17 after the Red Raiders had swept the series last season.

“We’ve won two in a row now and our guys are confident,” Texas Tech coach Mark Adams said. “I’m proud of the way they finished our last game and we’re ready to build on that. We know how good Baylor is. We were fortunate enough to beat them there last year, but it is a very tough place to play. They shoot the ball really well there so we’ll have to find ways to try to disrupt their offense.”

Kevin Obanor leads Tech with 15.7 points and 6.5 rebounds per game this season, while De’Vion Harmon is at 3.7 assists, 1.9 steals, and 12.5 points per game. Obanor went for 24 points and 13 rebounds in the win over Iowa State, a performance that gave him the 37th double-double of his career and pushed him over the 2K/1K milestone. A fifth-year senior from Houston, Obanor comes into the second matchup against Baylor this season with 2,022 points and 1,033 rebounds in his career. He has scored over 20 points in three straight games after also having 22 points in the win at LSU and providing 20 points and eight rebounds against West Virginia. Harmon added 16 points and five assists in the win over the Cyclone after going for 14 points and eight assists at LSU. Jaylon Tyson added 11 points, nine rebounds, four steals and two assists against ISU, while Lamar Washington added eight points and two steals to lead the reserves. Tech played against ISU without starting point guard Pop Isaacs (ankle) and senior Fardaws Aimaq (foot) who are both recovering from injuries. Both are listed as day-to-day and could be available this weekend.

Tyson had a career-high 19 points and 12 rebounds in the first matchup against Baylor, while Kerwin Walton hit four 3-pointers and finished with 12 points. Tech finished the game with 12 3-pointers, the most it’s had in Big 12 play this season. Isaacs scored 14 points in that game with three 3-pointers, while Aimaq had 12 points and nine rebounds. Walton played that game against Baylor as a reserve, but has started the past two against LSU and ISU with Isaacs out due to his injury. A junior who transferred from North Carolina, Walton scored a season-high 17 points with five 3-pointers at LSU and comes into the second matchup against Baylor with 103 3-pointers in his career.

“We’ll need to stick to the game plan and make shots,” Walton said. “The most important thing is that we have to play hard. With energy, effort and toughness. I think that is big for us. We have to consistently play hard whether we are shooting the ball well or not. We wouldn’t have beat LSU or Iowa State if we didn’t play hard.”

Baylor was picked to win the Big 12 in the preseason poll and is currently 10-2 on its home court. The Bears are led by freshman Keyonte George who is averaging 17.2 points and 4.5 rebounds per game, senior Adams Flagler (15.3 ppg.) and junior LJ Cryer (14.7 ppg.). George led BU with 27 points in the first matchup against Tech where he made five 3-pointers. Cryer scored 18 points against the Red Raiders with four 3-pointers, while Jalen Bridges added 14 points and five rebounds. Bridges is a transfer from WVU and currently leads BU with 5.8 rebounds per game. In Lubbock, Baylor made 11 3-pointers – one of nine games so far this season with double-digit makes from beyond the arc.

INSIDE THE SERIES

Texas Tech leads the overall series by an 82-63 margin going into the second matchup this season. Tech swept the series last year, including earning a 65-62 win in Waco against the Bears who were ranked No. 1 in the nation at that time. The Bears had swept the previous two years for a four-game winning streak. The Red Raiders are 30-38 all-time in Waco, including falling 58-37 on December 8, 1949, in their first road game there.

RED RAIDER STORYLINES

- Mark Adams is in his second season leading the Texas Tech program where he is now 39-20 overall, 13-14 in Big 12 games and 27-4 at home. . . A 1979 Tech graduate, Adams led the Red Raiders to a 27-10 overall record, 12-6 conference mark, to the Big 12 Championship final and the NCAA Sweet 16 in his first season as the head coach. . . He was named the Associated Press Big 12 Coach of the Year and was a finalist for the Naismith National Coach of the Year. . . His 27 wins last season were the most by a first-year Tech head coach. . . Adams is 2-1 against Baylor as a head coach
- Tech trailed No. 13 Iowa State 39-22 at halftime and by as many as 23 points in the second half. . . The comeback is the largest in program history surpassing a 21-point comeback against Texas A&M in the 2009 Big 12 Championship tournament. . . The Aggies led that game 48-29 at halftime and were up 50-29 after a pair of early free throws in the second half. . . The Tech record book previously did not have this comeback accounted for and had a 17-point comeback at Nevada in 1997 as the biggest comeback. . . This season, Tech had overcome an 11-point deficit against Nicholls for its previous largest comeback this season
- Kevin Obanor joined Tech Hall of Fame member Rick Bullock as the only players in program history to reach the 2,000 point, 1,000 rebound milestone. . . Bullock played all four seasons at Texas Tech and scored 2,118 points and had 1,057 during his career from 1972-76. . . Bullock averaged 19.8 points and 9.9 rebounds in 107 career games
- Tech is currently 1-7 against ranked opponents this season after its win over No. 13 Iowa State on Monday. . . The team has losses to No. 10 Creighton in Maui before falling at No. 18 TCU, vs. No. 3 Kansas, at No. 14 Iowa State, at No. 10 Texas, No. 21 Baylor and at No. 13 Kansas State in the opening rounds of Big 12 play
- Tech is 9-4 at home, 1-4 on the road and 2-2 in neutral-court games this season
- Tech is 1-1 in overtime games this season with its 80-77 win over Iowa State after taking a 68-63 overtime loss against Oklahoma. . . Both overtime games have been at home
- Tech had lost eight straight Big 12 games for the first time since 2012 before topping No. 13 Iowa State. . . Tech was coming off a season where it did not lose back-to-back games under Adams. . . Five of the eight Big 12 losses have come by seven points or less. . . The longest losing streak for Tech to begin a Big 12 season is going 0-11 to start the 2012 conference schedule. . . That team went 1-17 in Big 12 play with its win coming against Iowa State who was ranked No. 9 at the time
- Tech is 0-3 when leading at halftime in Big 12 games after seeing a 33-28 advantage slip away at KSU. . . The Red Raiders were up 11 at halftime at TCU and led by nine at halftime at Texas. . . All three halftime leads that were lost were on the road
- Tech trailed at Iowa State by a 39-20 margin at halftime and lost 84-50. . . Both were the largest margins this season. . . Creighton had won by 11 for Tech's only double-digit loss this season
- Tech returned only one starter (Kevin Obanor) and three

- lettermen (Daniel Batcho, KJ Allen and Obanor) from last year's team while welcoming in five transfers (D'Maurian Williams, Fardaws Aimaq, Jaylon Tyson, De'Vion Harmon, Kerwin Walton) and five true freshmen (Lamar Washington, Pop Isaacs, Elijah Fisher, Robert Jennings, CJ Williams) . . . The Red Raiders lost nine contributing players from last year's Sweet 16 team with four exhausting eligibility, four transferring and Clarence Nadolny turning pro overseas
- Tech has three players who have scored over 1,000 points in their careers with Obanor (2,022), Harmon (1,202) and Aimaq (1,086)
- Tech was 12-6 in Big 12 play last season, including going 9-0 in home games. . . The Red Raiders advanced to the Big 12 Championship Finals where they lost to Kansas
- Tech had its season-best six-game winning streak end with the loss at TCU in its Big 12 opener on New Year's Eve in Fort Worth. . . It started the season with three straight wins before falling against Creighton in Maui
- Tech had a 29-game home winning streak end with its first Big 12 home game this season after going 8-0 at home in non-conference play. . . The last home loss before falling to No. 3 Kansas on January 3 and then Oklahoma came back on February 9, 2021, against No. 14 West Virginia in an 82-71 defeat. . . Tech's program record remains at 35 straight home victories. . . That streak started with four wins at the end of the 1993-94 season before a pair of 13-0 runs (1994-95 and 1995-96) and then five home wins to start the 1996-97 season
- Tech came into Big 12 play having scored over 100 points in three straight games. . . The program had not scored 100+ points in three straight games since the 1965-66 season. . . Tech had not scored over 100 points in two straight games since 1996 in a 111-101 win over Fresno State and a 122-105 loss to New Mexico State. . . The Red Raiders are now 70-4 all-time when scoring over 100 points. . . The 111 points against HCU were just outside the top-10 scoring performances in program history. . . The most points scored in a game is 128 against Texas in 2004
- The Red Raiders finished No. 1 in defensive efficiency for the second time in four seasons last year. . . Tech also topped the Kenpom.com category in 2019 and were No. 9 in 2020. . . Tech is currently 62nd overall in Kenpom and 61st defensively and 73rd offensively
- Tech finished with an 18-0 record at home in 2021-22 season which was only matched by Kentucky going 18-0 at Rupp Arena. . . Tech outscored opponents 79.7 to 58.8 per game with opponents shooting 39.1 percent. . . 16 of the 18 home wins were by double-digits with the only ones not by 10 or more being victories over Kansas (75-67, +8) and Kansas State (73-68, +5)
- Tech is hitting 46.3 percent of its shots this season; opponents are being limited to 41.6 percent. . . The Red Raiders limited Louisville to only 22.4 percent shooting and also held Northwestern State to only 28.4 in their best defensive efforts of the season. . . In nine Big 12 games, Tech is shooting just 40.2 percent and opponents are at 44.6 percent
- Tech made 14 3-pointers against South Carolina which was the most since they hit a program-best 16 against Kansas in 2019. . . Tech made 13 3s against Jackson State for a previous season-high. . . Tech had its worst 3-point shooting performance of the season against OU by going just 2-for-18 from beyond the arc in the overtime loss
- Tech forced a season-high 30 turnovers from Jackson State and scored 47 points off those turnovers. . . Tech had 19 steals in the game led by Obanor who had four while Isaacs, Washington and Williams had three steals each. . . The program record for steals in a game is 24 against Nicholls in 2002. . . The 19 matched the second-most ever for a Red Raider team



TEXAS TECH COACHING STAFF
(Full staff/bios at TexasTech.com)

MARK ADAMS

1981-82: Clarendon College, Head Coach
1983-87: Wayland Baptist, Head Coach
1987-92: West Texas A&M, Head Coach
1992-97: Texas-Pan American, Head Coach
1997-04: Lubbock Cotton Kings, Owner/GM
2004-13: Howard College, Head Coach
2013-15: Texas Tech, Director of Operations
2015-16: Little Rock, Assistant Coach
2016-21: Texas Tech, Associate Head Coach
2021-current, Texas Tech, Head Coach

COREY WILLIAMS

1993-94: Student Assistant, Oklahoma State
2000-07: Assistant Coach, Oral Roberts
2007-13: Assistant Coach, Florida State
2013-19: Head Coach, Stetson (58-133, 6 seasons)
2019-21: Assistant Coach, Arkansas
2021-current: Assistant Coach, Texas Tech

AL PINKINS

2003-11: Assistant Coach, Middle Tennessee
2011-14: Assistant Coach, Ole Miss
2014-15: Assistant Coach, Tennessee
2015-16: Assistant Coach, LSU
2016-18: Assistant Coach, Texas Tech
2018-22: Assistant Coach, Florida
2022-current: Assistant Coach, Texas Tech

STEVE GREEN

1988-91: Head Coach, Howard College
1991-94: Head Coach, Midland College
1994-99: Assistant Coach, San Diego State
1999-20: Assistant Coach, TAMU-Corpus Christi
2000-22: Head Coach, South Plains College
2022-current: Assistant Coach, Texas Tech

SEAN SUTTON

1992-93, Ole Miss, Assistant Coach
1993-2006, Oklahoma State, Assistant Coach
2006-08, Oklahoma State, Head Coach
2011-17, Oral Roberts, Assistant Coach
2017-Current, Texas Tech, Advisor to Head Coach

RICK COOPER

1982-87, Wayland Baptist, Assistant Coach
1987-94, Wayland Baptist, Head Coach
1994-2014, West Texas A&M, Head Coach
2014-2021, Wayland Baptist, Athletic Director
2021-current, Texas Tech, Chief of Staff

- The 50-point win over Jackson State was the 14th time in program history a Tech team has won by 50 or more
- Tech has won six games by 20 or more points this season, including the 50-point win over JSU, topping HSU by 44, winning by 39 over SC State and a 34-point win over Louisville in Maui. . . The Red Raiders have held five opponents under 60 points, two under 50 and one under 40 with Louisville scoring only 38 points
- As a program, Tech advanced to the NCAA Sweet 16 for the sixth time in program history and advanced to the NCAA Tournament for the fourth straight time – a new Tech record. . . The Red Raiders advanced to the 2018 Elite 8, 2019 Championship Final, 2021 Second Round and 2022 Sweet 16. . . Tech has an 11-4 record over the past four tournaments. . . The program has made the Sweet 16 in three of the past four tournaments
- Corey Williams returned as an assistant coach for his second season at Tech while Steve Green and Al Pinkins joined the staff as assistant coaches during the offseason. . . Pinkins returned to Tech after four seasons at Florida following working at Tech from 2016-18. . . He was the interim head coach at Florida in the 2022 NIT. . . Green was at South Plains College for the past 23 seasons where he was a national champion. . . Adams has built a staff that also includes: Rick Cooper (chief of staff), Taylor Sinclair (director of operations), Sean Sutton (advisor), Darryl Dora (player personnel), Matt Scherbenske (director of recruiting), George Neilson (director of scouting), Darby Rich (strength & conditioning), John Bloom (assistant strength & conditioning), Luke Adams (player development), Cooper Anderson (coordinator of operations), Jamaal Scott (academics) and Briana Whitaker (executive associate)

- The Red Raiders had a sell-out (15,098) for their 2022-23 season-opener against Northwestern State after they finished 11th nationally in average attendance last season with 13,973 fans per game and 251,515 total. . . Tech is averaging 13,020 fans through its 13 homes this season after having 14,385 against Kansas, 14,082 with Oklahoma in town and 14,152 versus Baylor. . . Tech is currently 20th nationally in average attendance and third within the Big 12

ROSTER REPORT

- Kevin Obanor leads Texas Tech into the matchup at Baylor with 2,022 points and 1,033 rebounds through 145 games in his career after recording the 37th double-double of his career with 24 points and 13 rebounds in the overtime win over Iowa State. . . He scored 22 points at LSU and had 20 points and eight rebounds against WVU last Wednesday for a three-game stretch with 20 or more points in each. . . A fifth-year senior, Obanor reached the 2K points, 1K rebounds milestone in the win over the Cyclones to join Virginia's Jayden Gardner and LSU's KJ Williams as the only other active players currently with over 2,000 points and 1,000 rebounds. . . He has now started all 59 games since he joined the Red Raiders last season and is leading the team with 15.7 points and 6.5 rebounds per game this season. . . Obanor is now averaging 13.9 points and 7.1 rebounds through nine Big 12 games. . . He was 11-for-15 from the free-throw line against Iowa State and has now made 451 free throws in his career at an 81.7 percentage. . . Obanor scored a season-high 26 points against Kansas where he was 8-for-14 from the field and 4-of-8 on 3-pointers against the Jayhawks in 37 minutes of play. . . A Houston native, he has scored in double figures in 17 of 22 games this season, 106 in his career and is shooting 116-for-233 (49.8 percent) from the field this season. . . Obanor had scored a previous

TEXAS TECH WINS VERSUS TOP 10 ASSOCIATED PRESS OPPONENTS

NO. 1			
DATE	OPPONENT	RESULT	LOCATION
12/10/2019	[1] Louisville	W • 70-57	New York
01/11/2022	B12 [1] Baylor	W • 65-62	Waco

NO. 2			
DATE	OPPONENT	RESULT	LOCATION
01/26/1985	SWC [2] SMU	W • 64-63	Lubbock
01/13/2018	B12 [2] West Virginia	W • 72-71	Lubbock

NO. 3			
DATE	OPPONENT	RESULT	LOCATION
03/14/2003	vs. [3] Texas	W • 92-81	Dallas
02/14/2005	B12 [3] Kansas	W • 80-79 • 2OT	Lubbock
02/17/2016	B12 [3] Oklahoma	W • 66-63	Lubbock

NO. 4			
DATE	OPPONENT	RESULT	LOCATION
02/09/1957	[4] SMU	W • 68-67	Lubbock
02/13/2017	B12 [4] Baylor	W • 84-78	Lubbock
03/30/2019	vs. [4] Gonzaga	W • 75-69	Anaheim
01/13/2021	at [4] Texas	W • 79-77	Austin

NO. 5			
DATE	OPPONENT	RESULT	LOCATION
01/02/1982	SWC [5] Arkansas	W • 79-74	Lubbock
02/20/2007	B12 [5] Kansas	W • 69-64	Lubbock
04/06/2019	vs. Michigan State	W • 61-51	Minneapolis

NO. 6			
DATE	OPPONENT	RESULT	LOCATION
01/19/2002	B12 [6] Oklahoma State	W • 94-70	Lubbock
01/26/2002	B12 [6] Oklahoma	W • 92-79	Lubbock
01/24/2007	B12 [6] Texas A&M	W • 70-68	Lubbock
02/13/2007	B12 at [6] Texas A&M	W • 70-68	College Station
01/08/2022	B12 vs [6] Kansas	W • 75-67	Lubbock

NO. 7			
DATE	OPPONENT	RESULT	LOCATION
01/03/2017	B12 [7] West Virginia	W • 64-63	Lubbock
02/16/2022	B12 [7] Baylor	W • 83-73	Lubbock

NO. 8			
DATE	OPPONENT	RESULT	LOCATION
02/28/1978	vs. [8] Michigan	W • 87-75	El Paso
03/28/2019	vs. [8] Michigan	W • 63-44	Anaheim

NO. 9			
DATE	OPPONENT	RESULT	LOCATION
03/04/2009	B12 [9] Kansas	W • 84-65	Lubbock
01/24/2015	B12 [9] Iowa State	W • 78-73	Lubbock
03/24/2022	[9] Duke	L • 78-73	San Francisco

NO. 10			
DATE	OPPONENT	RESULT	LOCATION
12/13/1951	at [10] North Carolina State	W • 63-62	Raleigh
01/16/2008	B12 [10] Texas A&M	W • 68-53	Lubbock
01/02/2018	B12 at [10] Kansas	W • 85-73	Lawrence

TEXAS TECH VS. ASSOCIATED PRESS NO. 1 RANKED TEAMS

O • 2-7		H • 0-3		A • 1-1		N • 1-3	
DATE	OPPONENT	RESULT	LOCATION	DATE	OPPONENT	RESULT	LOCATION
01/29/1997	B12 [1] Kansas	L • 86-77	Lubbock				
03/09/2002	vs. [1] Kansas	L • 90-50	Kansas City				
03/20/2004	vs. [1] Saint Joseph's	L • 70-65	Buffalo, N.Y.				
03/11/2010	vs. [1] Kansas	L • 80-68	Kansas City				
01/09/2016	B12 [1] Kansas	L • 69-59	Lubbock				
01/26/2016	B12 at [1] Oklahoma	L • 91-67	Norman				
12/10/2019	vs. [1] Louisville	W • 70-57	New York				
03/07/2020	B12 [1] Kansas	L • 66-62	Lubbock				
01/11/2022	B12 [1] Baylor	W • 65-62	Waco				

season-high 25 points and 10 rebounds in the win over Eastern Washington for his first double-double of the season and went for 24 points with a season-best five 3-pointers against South Carolina State... It was his first double-double of the season and the 36th in his career... He now has 716 points as a Red Raider... He finished last season with double-doubles in each of the three NCAA Tournament games against Montana State (10 points/11 rebounds), Notre Dame (15/15) and Duke (10/10) . . . Obanor started his college career with three seasons at Oral Roberts before transferring to Tech last season. . . Obanor earned All-Big 12 Honorable Mention selection last season and was on the All-Big 12 Preseason Honorable Mention list along with the Julius Erving Award Watch List to start this year. . . Last season, he scored a season-high 23 points and also had 13 rebounds in the home win over Baylor before going for 15 points and 15 rebounds in the win over Notre Dame to reach the Sweet 16. . . While at ORU, Obanor scored 39 points against Omaha in a game where he hit six 3-pointers for his career-high. . . Six of his 37 career double-doubles have come in the NCAA Tournament with three during ORU's Sweet 16 run before last season. . . Obanor has scored 20 or more points eight times this season and in 33 games in his career.

- De'Vion Harmon leads Tech with 3.7 assists and 1.9 steals this season to go along with 12.5 points after going for 16 points in the overtime win over Iowa State after contributing 14 points and eight assists in the win over LSU. . . He also scored 14 points against WVU last Wednesday and has currently reached double figures in 17 games this season and in 67 during his career. . . He matched his career-high with 23 points against Oklahoma with 21 of those points coming in the second half and followed the performance with a team-high 14 points, four assists, five steals and five rebounds at Iowa State. . . Against Oklahoma, Harmon was 9-for-15 from the field in the game and also hit five free throws before going 6-for-13 from the field in Ames, Iowa. . . A senior in his first season at Tech with another year of eligibility, he has played in 113 career games, scoring 1,202 points to go along with 267 assists and 149 steals. . . Harmon averaged 10.8 points per game and had 7.1 assists last season at Oregon last season after averaging 12.9 points per game at Oklahoma as a sophomore. . . Harmon started 34 of 35 games last year and a season-high 21 points coming against Stanford. . . His career-high 23 points came in his first game as a freshman at Oklahoma against UTSA on November 5, 2019, and then again as a sophomore for the Sooners against Oklahoma State on February 27, 2021. . . Harmon is averaging 12.7 points in Big 12 games with 23 assists.

- Jaylon Tyson is coming off a game against Iowa State with 11 points, nine rebounds and a career-high four assists. . . It was the third game this season where he missed a double-double by one rebound. . . Tyson has two double-doubles this season, going for a career-high 19 points and 12 rebounds against Baylor at home following 12 points and 14 rebounds at Texas. . . A sophomore from Plano, Texas, Tyson was coming off a game at LSU with seven rebounds and four points to take his season averages to 9.5 points and 5.9 rebounds heading into the matchup in Waco. . . His 14 rebounds against the Longhorns were a career-best and the first time he had double-digit rebounds after having nine rebounds in games this season against Georgetown and Kansas. . . Tyson, who transferred from Texas last season, led Tech with nine rebounds against Kansas and added 10 points, three steals and three assists in the game. . . He was just one rebound shy of his first career double-double in games against Georgetown and Kansas before getting it against the Longhorns. . . Tyson has scored in double figures in 10 games this season and has had five or more rebounds in 14 of 21 games played. . . He had scored a career-high 18 points against Georgetown where

he was 4-for-5 on 3-pointers. . . A starter in 21 games, Tyson transferred to Tech at mid-term last season but did not play in a game for the Red Raiders. . . Tyson is currently 26-for-72 (36.1 percent) on 3-pointers and has made at least one 3-pointer in 16 of 21 games played. . . The game at LSU was the first that he did not take a 3-point attempt. . . Against Northwestern State, in his first game at Tech, Tyson made his first collegiate start and was 3-for-4 from the field, including going 2-for-3 on 3-pointers to finish with eight points. . . His 3-pointer on Tech's second possession of the season-opener was the first basket this season for the Red Raiders. . . He began his career at the University of Texas where he played in eight games with freshman season-high 11 points coming against Houston Christian last season.

- Daniel Batcho leads Tech with 1.9 blocks per game to go along with scoring 8.7 points and 6.4 rebounds per game this season. . . A 6-foot-11 sophomore from Paris, France, Batcho was on a streak of 12 straight games with at least one blocked shot after having two more at LSU but not recording one against Iowa State. . . He would add eight points and seven rebounds for the Red Raiders in the win over LSU. . . Batcho had three rebounds against Iowa State but did not score for only the second game this season that he's played in. . . He has 17 blocked shots through eight Big 12 games played after having conference-best five at TCU and then three more against KU and now has 35 blocks for the season and 52 in his career. . . Prior to conference play, he had a 12/10 performance against Jackson State which was his third double-double of the season and the fourth game with 10 or more rebounds this season. . . Batcho recorded a career-high 13 rebounds and his second career double-double with 15 points against Georgetown before having 14 points and nine rebounds against Nicholls. . . Batcho, who has led Tech in scoring in three games and in rebounding in eight, had scored in double figures in five straight games for the first time in his career coming into Big 12 action. . . He scored a career-high 21 points against Ohio State where he was 7 of 10 from the field and 6 of 7 at the free-throw line in Maui. . . His six blocks against Louisiana Tech are tied for the third most in program history with Tariq Owens owning the single-game record with eight in a win over Memphis in 2018 and Will Flemons second with seven against Texas A&M in 1990. . . A reserve in 33 games last season at Tech, he came into this season with a career-high 11 rebounds in the overtime win over Tennessee last season at Madison Square Garden in the 2021 Jimmy V Classic. . . Batcho has 52 blocks, 210 rebounds and 238 points through 52 games in his career.

- Pop Isaacs was sidelined with an ankle injury with 15:24 remaining against WVU last Wednesday after landing on a 3-point shot attempt. . . A starter in 19 of 22 games, he did not play the past two games against LSU or Iowa State and is listed as day-to-day. . . He leads Tech with 13.9 points per game within Big 12 games after going for 13 points with three 3-pointers at KSU but having only two against WVU on 1-for-4 shooting before exiting the game. . . Isaacs had scored in double figures in seven straight games and in 12 this season before having that streak end. . . He led Tech with 23 points at Texas after going 5-for-9 on 3-pointers before providing 14 points and five assists against Baylor. . . His five 3s at UT was his third game with five 3-pointers in a game while his three 3s against BU and KSU last week takes him to nine games with three or more. . . He's scored double figures in each of the six of seven conference games he's played in. . . A freshman from Las Vegas, he missed the game against OU due to being in concussion protocol but returned to contribute 10 points, three assists and three steals at Iowa State in 32 minutes of play. . . Isaacs led Tech with 17 points at TCU after matching a career-high with five 3-pointers before going off for 18 points with four 3-pointers against Kansas. . . He has started Big 12 play by going 21-for-64 (32.8 percent) on 3-pointers. . . For the season, Isaacs is averaging 11.6 points, 2.8 assists and 1.2 steals. . . He scored a career-high 24 points and five 3-pointers in the win over Nicholls. . . His 24 points were the most by a Red Raider in a game this season before Obanor went for his 25 against EWU. . . He has made at least one 3-pointer in 16 of 19 games played.

- Kerwin Walton has started the past two games after playing a reserve role throughout the season. . . He had five points with one 3-pointer against Iowa State after he went off for a season-high 17 points with five 3-pointers at LSU last Saturday in Baton Rouge. . . Walton is now 22-for-47 (46.8 percent) on 3-pointers this season with 12 coming in the past five games. . . At LSU, Walton was 5-for-6 on 3-pointers to match his career-high. . . He had scored a season-high with 12 points against Baylor after going 4-for-6 on 3-pointers. . . He was 2-for-2 on 3-pointers and finished with six points at Iowa State in the first meeting between the two teams. . . He is averaging 4.4 points through 20 games played as a Red Raider. . . Walton led the Tech bench with nine points and four rebounds against Northwestern State in the season-opener and had five points against TSU and LA Tech. . . Walton played the last two seasons at North Carolina before transferring to Tech during the summer. . . He has made 103 3-pointers through 80 games in his career with the first game he had with five 3-pointers made coming against Louisville in his freshman season. . . Walton is 103-for-250 (41.2 percent) from beyond the arc for his career, including making a UNC freshman 3-point percentage record with 58 3-pointers where he started 20 games during his first season in Chapel Hill. . . Walton, a Hopkins, Minnesota native, averaged 8.2 points per game as a freshman for the Tar Heels (starter in 20 of 29 games) with a career-high 19 points coming in that game against Louisville. . . He experienced the Final Four last season as a member of UNC which finished as the national runner-up. . . He is currently 22-for-47 (46.8 percent) on 3-pointers this season.

- Elijah Fisher had a career-high nine rebounds at LSU with three coming on the offensive end before contributing three rebounds and three points against Iowa State. . . At LSU, he would add five points and two steals in 22 minutes of play in the win in Baton Rouge. . . For the season, he scored a best of eight points after going 3-for-4 from the field against Jackson State before scoring five points in each of the wins over SC State and HCU. . . He is now averaging 3.1 points per game with a previous season-best seven points coming against Texas Southern in the second game of the season. . . A reserve in 18 games, he is 21-for-47 (44.7 percent) from the field this season. . . Before his nine rebounds at LSU, his previous career-high in rebounding was three in games against Jackson State, South Carolina State and Oklahoma. . . His first-year resume also includes scoring three points and having two rebounds in the loss to Ohio State. . . A Toronto, Ontario, Canada native, Fisher averaged 28 points and 13 rebounds during his junior season. . . Fisher was a consensus five-star recruit and ranked No. 15 by ESPN for the 2023 class. . . He reclassified to play this season and enrolled at Tech a year early.

- Fardaws Aimaq has missed the last three games and is listed as day-to-day going into Saturday's game at Baylor. . . Aimaq is averaging 10.0 points and 6.7 rebounds through three games played after going for six points and six rebounds at KSU. . . He now has 1,086 points, 938 rebounds and 99 blocked shots in his career. . . Aimaq made his Texas Tech debut at Texas where he went for 12 points and five rebounds in 28:58 of time on the court before going for 12 points and nine rebounds in his home debut last Tuesday against Baylor. . . A 6-foot-11 senior, he came into this season as an All-Big 12 Preseason Honorable Mention selection and was also on the Kareem Abdul-Jabbar Watch



LBK to LA: Texas Tech legend Darvin Ham was named the Los Angeles Lakers head coach on June 3, 2022 after he had helped lead Milwaukee to the 2021 NBA Championship the previous season. Ham, who became an iconic Red Raider nationally by ripping down a rim in the 1996 NCAA Tournament and winning the 1996 NCAA Slam Dunk Contest, played in the NBA from 1996-2005 and was on the Detroit Pistons' 2004 NBA Championship team. Ham was an Atlanta Hawks assistant coach from 2013-18 and had been on the Bucks sideline since the 2018 season where he was the lead assistant. He recently completed his bachelor's degree, earning his Texas Tech degree in 2019 – 23 years after beginning his professional basketball career.



RED RAIDERS IN THE NBA / G-LEAGUE

Adonis Arms: Grand Rapids Gold
 Jarrett Culver: Rio Grande Valley Vipers
 Mac McClung: Delaware Blue Coats
 Norense Odiase: Greensboro Swarm
 Jahmi'us Ramsey: Oklahoma City Blue
 Davion Warren: College Park Skyhawks
 Bryson Williams: Ontario Clippers

RED RAIDER 20-WIN SEASONS (16 in 97 seasons)

1939-40: 21-7 - Berl Huffman
 1948-49: 21-9 - Polk Robison
 1953-54: 21-5 - Polk Robison
 1975-76: 25-6 - Gerald Meyers
 1976-77: 20-9 - Gerald Meyers
 1984-85: 23-8 - Gerald Meyers
 1994-95: 20-10 - James Dickey
 1995-96: 30-2 - James Dickey
 2001-02: 23-9 - Bob Knight
 2002-03: 22-13 - Bob Knight
 2003-04: 23-11 - Bob Knight
 2004-05: 22-11 - Bob Knight
 2006-07: 21-13 - Bob Knight
 2017-18: 27-10 - Chris Beard
 2018-19: 31-7 - Chris Beard (most wins in a season)
 2021-22: 27-10 - Mark Adams

List for the top center in college basketball. . . Listed as a forward from Vancouver, Aimaq had been sidelined with a foot injury he suffered before in September. . . He would go 5-for-12 from the field and was 1-of-3 from beyond the arc in Austin and was 5-for-8 with one 3-pointer against Baylor. . . His 41 double-doubles are tied for fourth nationally among active players. . . He earned the 2020-21 WAC Player of the Year honors as a sophomore after leading the nation with 15.0 rebounds to go along with 13.9 points per game and was coming off a junior season where he went for 18.9 points and 13.6 rebounds per game. . . He was named the WAC Defensive Player of the Year the previous two seasons. . . During his career, he's averaged 10.9 rebounds through 86 games which is the third best career mark nationally. • KJ Allen scored nine points and had five rebounds against TCU in 20 minutes of play for his top Big 12 performance. . . He was 4-for-5 from the field and also came away with one steal against the Horned Frogs. . . Allen went off for a career-high 15 points in the win over Jackson State by shooting 7-for-10 from the field before scoring six against Houston Christian. . . A junior from Los Angeles, Allen had a season-high seven rebounds and scored five points in the win over EWU in 18 minutes off the bench. . . In his second season at Tech, Allen is currently averaging 3.1 points and 2.4 rebounds per game this season. . . He had a previous season-high five rebounds against Creighton in the first game in Maui. . . Allen played in 19 games as a reserve last season for the Red Raiders with a season-high six points coming in games against Kansas State and Omaha. . . Allen was featured on the Netflix documentary Last Chance U while playing at East Los Angeles College where he averaged 18.5 points and 9.3 rebounds per game and was Adams' first signee. • Robert Jennings had six points and a rebound in the win over Iowa State on Monday night in 12:46 on the

floor. . . He had led the Tech reserves with seven points and two rebounds last Wednesday against WVU. . . He made his fourth start of his career against OU in a game where he contributed eight points (matched career-high) and three rebounds in a career-best 23 minutes of play before contributing three rebounds. . . Jennings produced a career-high six rebounds as a reserve in the final non-conference game against SC State. . . He was coming off matching his career-highs with eight points and five rebounds against Houston Christian. . . A freshman from Desoto, he established his career-high with eight points against Louisville in Maui after he went 3-for-5 from the field and also hit two free throws in 15 minutes of work. . . He's currently averaging 3.3 points and 2.1 rebounds per game. • Lamar Washington led the Tech bench with eight points on Monday against Iowa State after going 3-for-5 from the field and making two free throws. . . A steal and dunk with six minutes remaining cut the Cyclone lead to six. . . He had two steals in the game which was the sixth time this season with two or more steals. . . Washington made his first career start against Oklahoma in a game where he contributed six points and six rebounds in 36 minutes of play. . . Washington established a career-high with 12 points and five assists in the non-conference win over Nicholls after going 12-for-17 from the free-throw line. . . A key reserve in his freshman season, he is currently averaging 3.3 points, 1.9 assists, 0.9 steals and 1.9 rebounds per game. . . Washington was averaging 7.8 points and 3.0 assists in the past five games coming into conference play. . . He matched his season-best with three steals against Houston Christian and also scored seven points. . . A freshman from Portland, Oregon, his career-best 12 points against Nicholls was the first time he scored in double figures and came with him going 0-for-1 from the field shooting. . . Washington was the

2021 Oregon Gatorade Player of the Year while playing at Jefferson High School as a junior before playing at Compass Prep in Arizona last season as a senior. . . He produced 2,135 points, 705 rebounds and 823 assists during his high school career. • D'Maurian Williams scored five points at LSU with one 3-pointer before contributing four points and a steal against Iowa State. . . Williams made a tough inside shot against Iowa State with 1:12 remaining to cut it to a 69-66 game. . . He made five 3-pointers and scored a season-high 17 points in the non-conference win over Jackson State with all 17 coming in the second half. . . A junior from Arizona, Williams made his first start at Tech against Nicholls in place of Tyson who was injured. . . He played against JSU as a reserve, going 5-for-7 on 3-pointers after coming into the game with only three made 3-pointers through eight games played. . . Williams scored a previous season-high 10 points against Louisville after hitting two 3-pointers and going 4-for-5 at the free-throw line. . . He is currently averaging 3.6 points this season. . . Williams now has 796 points, 143 assists, 67 steals and 242 rebounds through 75 games in his career. . . He is in his first season at Tech after transferring from Gardner-Webb where he played the past two seasons. . . Williams won a national championship after high school at Putnam Science Academy (Connecticut). . . He averaged in double-figures both seasons at Gardner-Webb, going for 10.8 points per game as a freshman before averaging 14.5 points per game last season as a sophomore. • CJ Williams scored his first career points against Louisville with a pair of free throws and his first bucket with a layup against South Carolina State. . . A freshman guard, he has played in six games this season after making his debut in the opener against Northwestern State. . . He is the son of Tech assistant coach Corey Williams

SIGNING ALERT: Tech adds KyeRon Lindsay to program

LUBBOCK, Texas – Texas Tech head coach Mark Adams announced the signing of KyeRon Lindsay on January 8, 2023 to an Athletic Scholarship Agreement. A transfer from the University of Georgia, Lindsay will join the Red Raider program this semester but will not be eligible to play until the 2023-24 season.

"We are excited to add KyeRon to our program," Adams said. "He is a very talented scorer and rebounder who we think will be able to add a lot to our team next season. He'll be able to join us soon and become a big part of our program this season. I'm looking forward to seeing him compete with our guys during practice this season and what he'll bring to our team next year."

A Denton, Texas native, Lindsay played in 10 games as a freshman at Georgia this season before deciding to put his name into the transfer portal at midterm. He started 8 of 10 games for the Bulldogs, finishing with 6.2 points and 5.2 rebounds per game. Lindsay recorded a

double-double in his third collegiate game after going for 14 points and 10 rebounds against Miami-Ohio after scoring 10 points against Wake Forest.

Lindsay was a four-star recruit coming out of Denton Guyer High School where he averaged 23.3 points, 11.6 rebounds and 4.3 assists for Guyer. He earned District 5-6A Most Valuable Player honors for a team that went 30-6 and advanced to the second round of the 6A tournament. Lindsay was ranked as the seventh-best recruit in Texas for the class of 2022 and had originally signed with UNLV before committing to Georgia.

Texas Tech has also signed Drew Steffe and Jason Jackson who made their signings official in mid-November. Steffe is a senior at Frisco Memorial HS while Jackson is a senior in Sarasota, Florida.



KYERON LINDSAY | Denton, Texas



DREW STEFFE | Frisco, Texas



JASON JACKSON | Sarasota, Florida



O | KEVIN OBANOR

SENIOR | FORWARD | HOUSTON, TEXAS

Reached 2,000 point, 1,000 rebound milestone against ISU
 Preason All-Big 12 Honorable Mention (2023)
 All-Big 12 Honorable Mention (2022)
 Julius Erving Award Watch List (2023)
 Played in two Sweet 16s - 2021 at ORU & 2022 with Tech
 37 Career Double-Doubles (6 in NCAA Tournament)

COLLEGIATE CAREER PATH

2017-18: Redshirt - Oral Roberts
 2018-19: Oral Roberts
 2019-20: Oral Roberts
 2020-21: Oral Roberts
 2021-22: Texas Tech
 2022-23: Texas Tech



TEXAS TECH CAREER HIGHS

POINTS: 26 (vs. No. 3 Kansas- 1/3/23) - REBOUNDS: 15 (vs. Notre Dame - 3/20/22) - 3FG MADE: 5 (vs. Texas - 2/1/22)

SEASON	TEAM	GP-GS	MIN/AVG	Field Goals		3-Point		F-Throws		Rebounds				Scoring						
				FG-FGA	FG%	3FG-3FGA	3FG%	FT-FTA	FT%	OFF	DEF	TOT	AVG	PF-FO	A	TO	BLK	STL	PTS	AVG
2018-19	ORU	27-11	627/23.2	133-228	.583	26-63	.413	110-133	.827	72	129	201	7.4	69-2	13	44	8	4	402	14.9
2019-20	ORU	31-28	763/24.6	124-261	.475	40-103	.388	92-115	.800	88	125	213	6.9	76-3	23	46	25	13	380	12.3
2020-21	ORU	28-28	890/31.8	178-354	.503	56-121	.463	112-128	.875	61	209	270	9.6	78-4	30	61	19	15	524	18.7
2021-22	TTU	37-37	961/26.0	134-287	.467	48-143	.336	54-71	.761	60	145	205	5.5	62-0	20	40	13	11	370	10.0
2022-23	TTU	22-22	674/30.6	116-233	.498	31-92	.337	83-105	.790	46	98	144	6.5	52-1	21	48	4	23	346	15.7
TOTAL FOR TTU		59-59	1635/27.7	250-520	.481	79-235	.336	137-176	.778	106	243	349	5.9	114-1	41	88	17	34	716	12.1
TOTAL		145-126	3916/27.0	685-1363	.503	201-522	.385	451-552	.817	327	706	1033	7.1	337-10	107	239	69	66	2022	13.9

Single Game Highs

Statistic	Value	
Points	39	at Omaha 01/02/21
Rebounds	18	vs North Dakota 01/08/21
Assists	4	vs Eastern Wash. 12/22/21
Steals	4	vs Florida 03/21/21, vs Jackson St. 12/17/22
Blocks	3	vs Central Okla. 12/14/19, at Kansas 01/24/22
FG Made	16	at Omaha 01/02/21
FG Attempts	23	at Omaha 01/02/21
3FG Made	6	at Omaha 01/02/21
3FG Attempts	12	vs Ohio St. 03/19/21
FT Made	16	vs South Dakota 01/17/19
FT Attempts	18	vs South Dakota 01/17/19

SEASON STATS

Opponent	Date	GS	MIN	Total		3-Pointers		Free throws		Rebounds				PF	A	TO	BLK	STL	PTS	AVG	
				FG-FGA	PCT	3FG-3FGA	PCT	FT-FTA	PCT	OFF	DEF	TOT	AVG								
Northwestern St.	11/07/2022	*	26:04	2-7	.286	1-3	.333	4-4	1.000	1	3	4	4.0	2	2	2	0	1	9	9.0	
Texas Southern	11/10/2022	*	16:55	6-8	.750	1-1	1.000	0-0	.000	1	6	7	5.5	3	2	3	0	2	13	11.0	
Louisiana Tech	11/14/2022	*	35:03	5-11	.455	1-3	.333	4-6	.667	4	4	8	6.3	1	1	3	0	0	15	12.3	
vs Creighton	11/21/2022	*	27:23	5-11	.455	0-3	.000	0-0	.000	0	4	4	5.8	1	1	1	0	1	10	11.8	
vs Louisville	11/22/2022	*	21:35	6-9	.667	0-2	.000	3-3	1.000	2	3	5	5.6	3	0	1	0	1	15	12.4	
vs Ohio St.	11/23/2022	*	35:15	7-12	.583	2-4	.500	3-3	1.000	1	3	4	5.3	3	0	4	0	2	19	13.5	
Georgetown	11/30/2022	*	35:05	3-7	.429	0-2	.000	5-6	.833	2	5	7	5.6	3	0	1	0	1	11	13.1	
Nicholls	12/07/2022	*	27:09	7-13	.538	2-6	.333	4-4	1.000	2	5	7	5.8	5	1	1	0	0	20	14.0	
Eastern Wash.	12/13/2022	*	35:54	8-15	.533	1-5	.200	8-8	1.000	4	6	10	6.2	0	1	2	0	2	25	15.2	
vs Jackson St.	12/17/2022	*	27:16	6-11	.545	3-6	.500	1-2	.500	1	1	2	5.8	2	2	2	0	4	16	15.3	
Houston Christian	12/21/2022	*	24:46	7-12	.583	2-4	.500	6-6	1.000	1	8	9	6.1	2	2	0	1	1	22	15.9	
South Carolina St.	12/27/2022	*	23:23	6-10	.600	5-8	.625	7-8	.875	2	7	9	6.3	1	3	0	0	1	24	16.6	
at TCU	12/31/2022	*	23:09	2-7	.286	0-3	.000	2-4	.500	0	4	4	6.2	2	0	5	0	0	6	15.8	
Kansas	01/03/2023	*	36:56	8-14	.571	4-8	.500	6-7	.857	2	5	7	6.2	3	2	4	2	1	26	16.5	
Oklahoma	01/07/2023	*	44:34	5-17	.294	0-4	.000	5-6	.833	2	5	7	6.3	3	0	4	0	0	15	16.4	
at Iowa St.	01/10/2023	*	28:46	2-4	.500	0-2	.000	3-3	1.000	1	2	3	6.1	1	0	4	0	1	7	15.8	
at Texas	01/14/2023	*	33:24	3-8	.375	0-3	.000	2-4	.500	4	6	10	6.3	4	0	4	0	1	8	15.4	
Baylor	01/17/2023	*	27:18	4-6	.667	1-2	.500	1-1	1.000	2	2	4	6.2	2	0	1	0	0	10	15.1	
at Kansas St.	01/21/2023	*	35:51	4-12	.333	1-6	.167	0-5	.000	5	3	8	6.3	3	3	1	0	0	9	14.7	
West Virginia	01/25/2023	*	29:54	7-13	.538	1-6	.167	5-5	1.000	3	5	8	6.4	3	0	1	0	3	20	15.0	
at LSU	01/28/2023	*	36:09	8-15	.533	3-6	.500	3-5	.600	1	3	4	6.2	2	0	1	1	0	22	15.3	
Iowa St.	01/30/2023	*	42:14	5-11	.455	3-5	.600	11-15	.733	5	8	13	6.5	3	1	3	0	1	24	15.7	
Totals			22	674:03	116-233	.498	31-92	.337	83-105	.790	46	98	144	6.5	52	21	48	4	23	346	15.7

Player Averages


Games Played	Minutes/game	Points/game	FG Pct	3FG Pct	FT Pct	Rebounds/game	Assists/game	Turnovers/game	Assist/Turnover ratio	Steals/game	Blocks/game
22	30.6	15.7	49.8	33.7	79.0	6.5	1.0	2.2	0.4	1.0	0.2



1 | LAMAR WASHINGTON

FRESHMAN | GUARD | PORTLAND, OREGON

COLLEGIATE CAREER PATH
2022-23: Texas Tech



Gatorade Oregon Player of the Year (2021 - Jefferson HS)
Played senior season at Compass Prep in Arizona
Recorded 2,135 points, 705 rebounds, 823 assists in prep career

CAREER STATS

SEASON	TEAM	GP-GS	MIN/AVG	Field Goals		3-Point		F-Throws		Rebounds				Scoring						
				FG-FGA	FG%	3FG-3FGA	3FG%	FT-FTA	FT%	OFF	DEF	TOT	AVG	PF-FO	A	TO	BLK	STL	PTS	AVG
2022-23	TTU	22-1	340/15.5	24-53	.453	2-16	.125	23-34	.676	6	35	41	1.9	35-0	41	23	5	19	73	3.3
TOTAL		22-1	340/15.5	24-53	.453	2-16	.125	23-34	.676	6	35	41	1.9	35-0	41	23	5	19	73	3.3

Single Game Highs

Statistic	Value	
Points	12	vs Nicholls 12/07/22
Rebounds	7	vs Nicholls 12/07/22, vs Louisville 11/22/22
Assists	5	vs Nicholls 12/07/22
Steals	3	vs Jackson St. 12/17/22, vs Houston Christian 12/21/22, vs South Carolina St. 12/27/22
Blocks	2	vs Jackson St. 12/17/22
FG Made	4	vs South Carolina St. 12/27/22
FG Attempts	5	5 times
3FG Made	1	vs Northwestern St. 11/07/22, vs Jackson St. 12/17/22
3FG Attempts	2	4 times
FT Made	12	vs Nicholls 12/07/22
FT Attempts	17	vs Nicholls 12/07/22

SEASON STATS

Opponent	Date	GS	MIN	Total		3-Pointers		Free throws		Rebounds				PF	A	TO	BLK	STL	PTS	AVG
				FG-FGA	PCT	3FG-3FGA	PCT	FT-FTA	PCT	OFF	DEF	TOT	AVG							
Northwestern St.	11/07/2022		15:11	1-3	.333	1-2	.500	0-0	.000	0	1	1	1.0	2	4	0	1	1	3	3.0
Texas Southern	11/10/2022		13:39	1-2	.500	0-0	.000	2-2	1.000	0	1	1	1.0	1	1	2	0	0	4	3.5
Louisiana Tech	11/14/2022		02:46	0-0	.000	0-0	.000	0-1	.000	0	0	0	0.7	2	2	1	0	0	0	2.3
vs Creighton	11/21/2022		05:48	0-0	.000	0-0	.000	0-0	.000	0	1	1	0.8	2	2	0	0	0	0	1.8
vs Louisville	11/22/2022		22:55	2-5	.400	0-1	.000	0-2	.000	1	6	7	2.0	2	4	5	0	1	4	2.2
vs Ohio St.	11/23/2022		08:57	0-0	.000	0-0	.000	0-0	.000	0	0	0	1.7	1	1	0	0	0	0	1.8
Georgetown	11/30/2022		00:52	0-0	.000	0-0	.000	0-0	.000	0	0	0	1.4	0	0	0	0	0	0	1.6
Nicholls	12/07/2022		28:25	0-1	.000	0-1	.000	12-17	.706	2	5	7	2.1	2	5	2	0	0	12	2.9
Eastern Wash.	12/13/2022		24:58	2-4	.500	0-2	.000	0-0	.000	0	1	1	2.0	3	4	1	1	2	4	3.0
vs Jackson St.	12/17/2022		21:52	3-3	1.000	1-1	1.000	1-1	1.000	0	3	3	2.1	1	2	1	2	3	8	3.5
Houston Christian	12/21/2022		13:32	2-2	1.000	0-0	.000	3-4	.750	0	1	1	2.0	1	1	3	0	3	7	3.8
South Carolina St.	12/27/2022		19:39	4-5	.800	0-1	.000	0-0	.000	1	0	1	1.9	4	3	2	0	3	8	4.2
at TCU	12/31/2022		22:45	1-3	.333	0-0	.000	1-1	1.000	0	1	1	1.8	1	3	1	0	2	3	4.1
Kansas	01/03/2023		20:59	2-5	.400	0-0	.000	0-0	.000	0	3	3	1.9	0	2	0	0	0	4	4.1
Oklahoma	01/07/2023	*	36:09	2-5	.400	0-2	.000	2-2	1.000	0	6	6	2.2	4	1	1	1	0	6	4.2
at Iowa St.	01/10/2023		15:54	0-1	.000	0-1	.000	0-0	.000	0	3	3	2.3	3	2	1	0	0	0	3.9
at Texas	01/14/2023		09:20	1-4	.250	0-1	.000	0-0	.000	1	0	1	2.2	2	0	1	0	1	2	3.8
Baylor	01/17/2023		04:20	0-0	.000	0-0	.000	0-0	.000	0	0	0	2.1	0	0	0	0	0	0	3.6
at Kansas St.	01/21/2023		14:47	0-1	.000	0-0	.000	0-0	.000	0	1	1	2.0	1	2	0	0	1	0	3.4
West Virginia	01/25/2023		05:09	0-3	.000	0-1	.000	0-0	.000	1	1	2	2.0	0	0	1	0	0	0	3.3
at LSU	01/28/2023		05:55	0-1	.000	0-1	.000	0-0	.000	0	0	0	1.9	2	1	1	0	0	0	3.1
Iowa St.	01/30/2023		26:17	3-5	.600	0-2	.000	2-4	.500	0	1	1	1.9	1	1	0	0	2	8	3.3
Totals		1	340:08	24-53	.453	2-16	.125	23-34	.676	6	35	41	1.9	35	41	23	5	19	73	3.3

Player Averages


Games Played	Minutes/game	Points/game	FG Pct	3FG Pct	FT Pct	Rebounds/game	Assists/game	Turnovers/game	Assist/Turnover ratio	Steals/game	Blocks/game
22	15.5	3.3	45.3	12.5	67.6	1.9	1.9	1.0	1.8	0.9	0.2



2 | POP ISAACS

FRESHMAN | GUARD | LAS VEGAS, NEVADA

COLLEGIATE CAREER PATH
2022-23: Texas Tech



Has not played in last two games against LSU or ISU with ankle injury
 Starter in 19 games as a freshman
 Averaging 13.9 ppg. in seven Big 12 games played
 Averaged 23 points per game as senior at Coronado HS
 Four-Star Recruit by ESPN, Rivals and 247Sports
 Earned Gold Medal playing for USA Basketball U16

CAREER STATS

SEASON	TEAM	GP-GS	MIN/AVG	Field Goals		3-Point		F-Throws		Rebounds				Scoring						
				FG-FGA	FG%	3FG-3FGA	3FG%	FT-FTA	FT%	OFF	DEF	TOT	AVG	PF-FO	A	TO	BLK	STL	PTS	AVG
2022-23	TTU	19-19	547/28.8	70-193	.363	47-127	.370	33-38	.868	2	34	36	1.9	27-0	54	47	0	23	220	11.6
TOTAL		19-19	547/28.8	70-193	.363	47-127	.370	33-38	.868	2	34	36	1.9	27-0	54	47	0	23	220	11.6

Single Game Highs

Statistic	Value	
Points	24	vs Nicholls 12/07/22
Rebounds	3	6 times
Assists	6	vs Houston Christian 12/21/22
Steals	4	vs Houston Christian 12/21/22
FG Made	7	at Texas 01/14/23
FG Attempts	19	at Texas 01/14/23
3FG Made	5	vs Nicholls 12/07/22, at TCU 12/31/22, at Texas 01/14/23
3FG Attempts	13	vs Baylor 01/17/23
FT Made	7	vs Nicholls 12/07/22
FT Attempts	8	vs Nicholls 12/07/22

SEASON STATS

Opponent	Date	GS	MIN	Total		3-Pointers		Free throws		Rebounds				PF	A	TO	BLK	STL	PTS	AVG	
				FG-FGA	PCT	3FG-3FGA	PCT	FT-FTA	PCT	OFF	DEF	TOT	AVG								
Northwestern St.	11/07/2022	*	18:09	2-4	.500	2-3	.667	0-0	.000	0	3	3	3.0	0	2	5	0	0	6	6.0	
Texas Southern	11/10/2022	*	23:37	1-8	.125	1-4	.250	3-4	.750	0	3	3	3.0	1	2	4	0	1	6	6.0	
Louisiana Tech	11/14/2022	*	24:35	3-6	.500	2-4	.500	2-3	.667	0	2	2	2.7	1	4	4	0	0	10	7.3	
vs Creighton	11/21/2022	*	34:27	4-8	.500	4-5	.800	1-2	.500	0	3	3	2.8	2	2	2	0	1	13	8.8	
vs Louisville	11/22/2022	*	21:45	2-6	.333	1-4	.250	0-0	.000	0	3	3	2.8	1	2	1	0	3	5	8.0	
vs Ohio St.	11/23/2022	*	33:16	3-9	.333	0-4	.000	2-2	1.000	0	2	2	2.7	2	5	2	0	1	8	8.0	
Georgetown	11/30/2022	*	29:18	4-12	.333	2-5	.400	0-0	.000	0	0	0	2.3	1	4	3	0	2	10	8.3	
Nicholls	12/07/2022	*	31:17	6-9	.667	5-6	.833	7-8	.875	0	1	1	2.1	2	3	3	0	1	24	10.3	
Eastern Wash.	12/13/2022	*	35:33	5-15	.333	3-12	.250	2-2	1.000	0	3	3	2.2	2	1	1	0	0	15	10.8	
vs Jackson St.	12/17/2022	*	22:39	2-8	.250	0-5	.000	2-2	1.000	1	1	2	2.2	0	2	1	0	3	6	10.3	
Houston Christian	12/21/2022	*	29:08	2-7	.286	2-6	.333	0-0	.000	0	0	0	2.0	3	6	2	0	4	6	9.9	
South Carolina St.	12/27/2022	*	21:01	5-6	.833	4-5	.800	0-0	.000	0	3	3	2.1	0	3	1	0	0	14	10.3	
at TCU	12/31/2022	*	34:24	6-14	.429	5-11	.455	0-0	.000	0	2	2	2.1	4	0	4	0	0	17	10.8	
Kansas	01/03/2023	*	33:51	6-14	.429	4-9	.444	2-2	1.000	0	1	1	2.0	1	2	2	0	2	18	11.3	
at Iowa St.	01/10/2023	*	32:01	3-13	.231	1-9	.111	3-3	1.000	0	2	2	2.0	1	3	3	0	3	10	11.2	
at Texas	01/14/2023	*	35:38	7-19	.368	5-9	.556	4-4	1.000	0	2	2	2.0	2	3	1	0	0	23	11.9	
Baylor	01/17/2023	*	34:08	4-15	.267	3-13	.231	3-4	.750	0	1	1	1.9	2	5	4	0	0	14	12.1	
at Kansas St.	01/21/2023	*	34:29	4-16	.250	3-11	.273	2-2	1.000	0	2	2	1.9	1	3	1	0	1	13	12.1	
West Virginia	01/25/2023	*	18:09	1-4	.250	0-2	.000	0-0	.000	1	0	1	1.9	1	2	3	0	1	2	11.6	
Totals			19	547:26	70-193	.363	47-127	.370	33-38	.868	2	34	36	1.9	27	54	47	0	23	220	11.6

Player Averages

Games Played	Minutes/game	Points/game	FG Pct	3FG Pct	FT Pct	Rebounds/game	Assists/game	Turnovers/game	Assist/Turnover ratio	Steals/game	Blocks/game
19	28.8	11.6	36.3	37.0	86.8	1.9	2.8	2.5	1.1	1.2	0.0



3 | D'MAURIAN WILLIAMS

JUNIOR | GUARD | PHOENIX, ARIZONA

COLLEGIATE CAREER PATH

2020-21: Gardner-Webb
 2021-22: Gardner-Webb
 2022-23: Texas Tech



[D-Mar-E-Ann]

Comes into junior season with 731 career points and 131 assists
 Averaged 14.5 points per game last season as a sophomore
 Earned All-Freshman Big South Conference honors (2020-21)
 Graduated from Westview HS (Arizona) before Putnam Science Prep
 Scored 1,519 points at Westview HS; 2020 Prep National Championship

CAREER HIGHS

POINTS: 27* (vs. Columbia Int'l - 11/24/21) - **REBOUNDS: 10*** (vs. UNLV - 11/10/21) - **ASSISTS: 6*** (at HPU - 2/2/21 & Charleston Southern - 2/12/22)

*While playing for Gardner-Webb

SEASON	TEAM	GP-GS	MIN/AVG	Field Goals		3-Point		F-Throws		Rebounds				Scoring						
				FG-FGA	FG%	3FG-3FGA	3FG%	FT-FTA	FT%	OFF	DEF	TOT	AVG	PF-FO	A	TO	BLK	STL	PTS	AVG
2020-21	GW	26-5	624/24.0	93-228	.408	53-139	.381	41-60	.683	6	69	75	2.9	59-0	53	42	2	28	280	10.8
2021-22	GW	31-29	982/31.7	149-363	.410	79-201	.393	74-92	.804	13	131	144	4.6	60-0	78	55	5	29	451	14.5
2022-23	TTU	18-1	198/11.0	19-45	.422	10-28	.357	17-21	.810	2	21	23	1.3	22-0	12	14	1	10	65	3.6
TOTAL FOR TTU		18-1	198/11.0	19-45	.422	10-28	.357	17-21	.810	2	21	23	1.3	22-0	12	14	1	10	65	3.6
TOTAL		75-35	1804/24.1	261-636	.410	142-368	.386	132-173	.763	21	221	242	3.2	141-0	143	111	8	67	796	10.6

Single Game Highs

Statistic	Value	
Points	27	vs Columbia Int'l 11/24/21
Rebounds	10	at UNLV 11/10/21
Assists	6	at High Point 02/02/22, vs Charleston So. 02/12/22
Steals	3	7 times
Blocks	1	8 times
FG Made	11	vs Columbia Int'l 11/24/21
FG Attempts	17	vs UNC Asheville 02/23/22
3FG Made	6	vs Western Caro. 11/27/21
3FG Attempts	11	vs Western Caro. 11/27/21, vs Charleston So. 02/12/22
FT Made	6	vs USC Upstate 01/19/22
FT Attempts	8	at VMI 12/11/21

SEASON STATS

Opponent	Date	GS	MIN	FG-FGA	PCT	3FG-3FGA	PCT	FT-FTA	PCT	OFF	DEF	TOT	AVG	PF	A	TO	BLK	STL	PTS	AVG
Northwestern St.	11/07/2022		13:19	2-3	.667	0-1	.000	2-2	1.000	0	1	1	1.0	1	0	4	0	1	6	6.0
Texas Southern	11/10/2022		16:04	2-6	.333	1-2	.500	0-0	.000	0	0	0	0.5	1	1	0	0	0	5	5.5
Louisiana Tech	11/14/2022		02:54	0-0	.000	0-0	.000	0-0	.000	0	0	0	0.3	0	0	1	0	0	0	3.7
vs Creighton	11/21/2022		09:55	0-2	.000	0-2	.000	0-0	.000	0	0	0	0.3	1	3	0	0	1	0	2.8
vs Louisville	11/22/2022		11:10	2-4	.500	2-4	.500	4-5	.800	1	2	3	0.8	3	1	2	0	0	10	4.2
Georgetown	11/30/2022		16:07	2-4	.500	0-1	.000	2-2	1.000	0	1	1	0.8	1	0	1	0	1	6	4.5
Nicholls	12/07/2022	*	17:27	0-2	.000	0-1	.000	2-2	1.000	0	3	3	1.1	2	0	4	0	0	2	4.1
Eastern Wash.	12/13/2022		01:04	0-1	.000	0-1	.000	0-0	.000	0	0	0	1.0	0	0	0	0	0	0	3.6
vs Jackson St.	12/17/2022		16:26	5-7	.714	5-7	.714	2-2	1.000	0	1	1	1.0	2	2	0	0	3	17	5.1
Houston Christian	12/21/2022		10:42	1-3	.333	0-2	.000	0-0	.000	0	3	3	1.2	1	2	0	0	0	2	4.8
South Carolina St.	12/27/2022		10:59	1-4	.250	0-2	.000	1-2	.500	0	6	6	1.6	0	2	1	0	1	3	4.6
Oklahoma	01/07/2023		20:52	1-2	.500	1-1	1.000	2-4	.500	1	4	5	1.9	1	0	0	0	1	5	4.7
at Iowa St.	01/10/2023		07:06	0-2	.000	0-2	.000	0-0	.000	0	0	0	1.8	1	0	0	1	0	0	4.3
at Texas	01/14/2023		04:06	0-0	.000	0-0	.000	0-0	.000	0	0	0	1.6	0	0	0	0	0	0	4.0
Baylor	01/17/2023		03:13	0-0	.000	0-0	.000	0-0	.000	0	0	0	1.5	0	0	0	0	0	0	3.7
West Virginia	01/25/2023		04:40	0-0	.000	0-0	.000	0-0	.000	0	0	0	1.4	2	0	0	0	0	0	3.5
at LSU	01/28/2023		13:16	1-2	.500	1-1	1.000	2-2	1.000	0	0	0	1.4	2	1	0	0	1	5	3.6
Iowa St.	01/30/2023		18:17	2-3	.667	0-1	.000	0-0	.000	0	0	0	1.3	4	0	1	0	1	4	3.6
Totals		1	197:37	19-45	.422	10-28	.357	17-21	.810	2	21	23	1.3	22	12	14	1	10	65	3.6

Player Averages

Games Played	Minutes/game	Points/game	FG Pct	3FG Pct	FT Pct	Rebounds/game	Assists/game	Turnovers/game	Assist/Turnover ratio	Steals/game	Blocks/game
18	11.0	3.6	42.2	35.7	81.0	1.3	0.7	0.8	0.9	0.6	0.1



4 | ROBERT JENNINGS

FRESHMAN | GUARD | DESOTO, TEXAS

COLLEGIATE CAREER PATH

2022-23: Texas Tech



Averaged 17 points/10 rebounds at Texas Alliance of Christian Athletes
 Four-Star Recruit by ESPN
 Played at Desoto HS before being home schooled/playing at TACA

CAREER STATS

SEASON	TEAM	GP-GS	MIN/AVG	Field Goals		3-Point		F-Throws		Rebounds				Scoring						
				FG-FGA	FG%	3FG-3FGA	3FG%	FT-FTA	FT%	OFF	DEF	TOT	AVG	PF	FO A	TO	BLK	STL	PTS	AVG
2022-23	TTU	20-4	188/9.4	21-44	.477	2-6	.333	21-32	.656	20	21	41	2.1	20-0	2	8	3	8	65	3.3
TOTAL		20-4	188/9.4	21-44	.477	2-6	.333	21-32	.656	20	21	41	2.1	20-0	2	8	3	8	65	3.3

Single Game Highs

Statistic	Value	
Points	8	vs Houston Christian 12/21/22, vs Oklahoma 01/07/23, vs Louisville 11/22/22
Rebounds	6	vs South Carolina St. 12/27/22
Assists	1	vs Georgetown 11/30/22, vs Jackson St. 12/17/22
Steals	2	vs Jackson St. 12/17/22, vs Houston Christian 12/21/22
Blocks	1	vs Northwestern St. 11/07/22, vs Houston Christian 12/21/22, at LSU 01/28/23
FG Made	3	vs Houston Christian 12/21/22, vs Louisville 11/22/22
FG Attempts	5	4 times
3FG Made	1	vs Jackson St. 12/17/22, vs Oklahoma 01/07/23
3FG Attempts	2	vs Oklahoma 01/07/23
FT Made	3	vs South Carolina St. 12/27/22, vs Oklahoma 01/07/23, vs West Virginia 01/25/23
FT Attempts	5	vs Louisville 11/22/22

SEASON STATS

Opponent	Date	GS	MIN	Total		3-Pointers		Free throws		Rebounds				PF	A	TO	BLK	STL	PTS	AVG
				FG-FGA	PCT	3FG-3FGA	PCT	FT-FTA	PCT	OFF	DEF	TOT	AVG							
Northwestern St.	11/07/2022		10:04	2-3	.667	0-0	.000	2-2	1.000	1	3	4	4.0	0	0	0	1	0	6	6.0
Texas Southern	11/10/2022		07:08	0-1	.000	0-1	.000	2-2	1.000	1	2	3	3.5	2	0	0	0	0	2	4.0
Louisiana Tech	11/14/2022		00:50	0-1	.000	0-1	.000	0-0	.000	0	0	0	2.3	0	0	0	0	0	0	2.7
vs Creighton	11/21/2022		02:54	1-1	1.000	0-0	.000	0-0	.000	0	0	0	1.8	0	0	0	0	0	2	2.5
vs Louisville	11/22/2022		15:21	3-5	.600	0-0	.000	2-5	.400	1	2	3	2.0	3	0	1	0	0	8	3.6
vs Ohio St.	11/23/2022		06:55	0-1	.000	0-0	.000	0-0	.000	0	1	1	1.8	2	0	0	0	0	0	3.0
Georgetown	11/30/2022		08:10	0-0	.000	0-0	.000	0-0	.000	1	1	2	1.9	0	1	0	0	1	0	2.6
Nicholls	12/07/2022		08:39	1-2	.500	0-0	.000	1-4	.250	0	2	2	1.9	1	0	0	0	0	3	2.6
Eastern Wash.	12/13/2022	*	11:36	1-1	1.000	0-0	.000	1-1	1.000	0	1	1	1.8	1	0	1	0	1	3	2.7
vs Jackson St.	12/17/2022	*	16:34	1-4	.250	1-1	1.000	0-0	.000	1	1	2	1.8	0	1	0	0	2	3	2.7
Houston Christian	12/21/2022	*	13:11	3-5	.600	0-0	.000	2-2	1.000	3	2	5	2.1	1	0	2	1	2	8	3.2
South Carolina St.	12/27/2022		09:58	1-2	.500	0-0	.000	3-4	.750	4	2	6	2.4	4	0	1	0	0	5	3.3
at TCU	12/31/2022		06:14	0-1	.000	0-0	.000	0-0	.000	0	0	0	2.2	2	0	1	0	0	0	3.1
Kansas	01/03/2023		03:53	1-1	1.000	0-0	.000	0-0	.000	0	1	1	2.1	0	0	0	0	0	2	3.0
Oklahoma	01/07/2023	*	23:25	2-5	.400	1-2	.500	3-4	.750	2	1	3	2.2	1	0	0	0	1	8	3.3
at Iowa St.	01/10/2023		09:34	1-1	1.000	0-0	.000	0-1	.000	1	2	3	2.3	1	0	0	0	0	2	3.3
at Texas	01/14/2023		00:44	0-0	.000	0-0	.000	0-0	.000	0	0	0	2.1	0	0	0	0	0	0	3.1
West Virginia	01/25/2023		14:04	2-5	.400	0-1	.000	3-4	.750	2	0	2	2.1	1	0	0	0	0	7	3.3
at LSU	01/28/2023		06:21	0-1	.000	0-0	.000	0-0	.000	2	0	2	2.1	1	0	1	1	1	0	3.1
Iowa St.	01/30/2023		12:46	2-4	.500	0-0	.000	2-3	.667	1	0	1	2.1	0	0	1	0	0	6	3.3
Totals		4	188:22	21-44	.477	2-6	.333	21-32	.656	20	21	41	2.1	20	2	8	3	8	65	3.3

Player Averages

Games Played	Minutes/game	Points/game	FG Pct	3FG Pct	FT Pct	Rebounds/game	Assists/game	Turnovers/game	Assist/Turnover ratio	Steals/game	Blocks/game
20	9.4	3.3	47.7	33.3	65.6	2.1	0.1	0.4	0.3	0.4	0.2



5 | KJ ALLEN

JUNIOR | FORWARD | LOS ANGELES, CALIFORNIA

COLLEGIATE CAREER PATH

2019-20: East Los Angeles
 2020-21: ELAC Canceled
 2021-22: Texas Tech
 2022-23: Texas Tech



Second season at Texas Tech
 Transferred to Tech after playing at East Los Angeles College
 Team at ELAC was featured on Netflix's Last Chance U
 Averaged 18.5 points, 9.3 rebounds in the 2019-20 season
 Full name is Kaelen Joel Allen

CAREER STATS

SEASON	TEAM	GP-GS	MIN/AVG	Field Goals		3-Point		F-Throws		Rebounds				Scoring						
				FG-FGA	FG%	3FG-3FGA	3FG%	FT-FTA	FT%	OFF	DEF	TOT	AVG	PF-FO	A	TO	BLK	STL	PTS	AVG
2021-22	TTU	19-0	144/7.6	16-30	.533	0-3	.000	5-14	.357	13	22	35	1.8	8-0	7	7	2	7	37	1.9
2022-23	TTU	19-0	208/10.9	24-40	.600	1-7	.143	10-18	.556	23	22	45	2.4	20-0	10	11	4	6	59	3.1
TOTAL	38-0	352/9.3	40-70	.571	1-10	.100	15-32	.469	36	44	80	2.1	28-0	17	18	6	13	96	2.5	

Single Game Highs

Statistic	Value	
Points	15	vs Jackson St. 12/17/22
Rebounds	8	vs Kansas St. 02/28/22
Assists	2	5 times
Steals	2	vs Alabama St. 12/28/21, vs Oklahoma 02/22/22, at LSU 01/28/23
Blocks	2	vs Louisiana Tech 11/14/22
FG Made	7	vs Jackson St. 12/17/22
FG Attempts	10	vs Jackson St. 12/17/22
3FG Made	1	vs Iowa St. 01/30/23
3FG Attempts	1	10 times
FT Made	3	vs Eastern Wash. 12/13/22

SEASON STATS

Opponent	Date	GS	MIN	Total		3-Pointers		Free throws		Rebounds				PF	A	TO	BLK	STL	PTS	AVG
				FG-FGA	PCT	3FG-3FGA	PCT	FT-FTA	PCT	OFF	DEF	TOT	AVG							
Northwestern St.	11/07/2022		10:58	0-0	.000	0-0	.000	2-2	1.000	3	0	3	3.0	0	2	2	1	1	2	2.0
Texas Southern	11/10/2022		19:60	2-4	.500	0-0	.000	0-1	.000	2	2	4	3.5	0	0	0	1	0	4	3.0
Louisiana Tech	11/14/2022		12:28	0-1	.000	0-1	.000	0-0	.000	0	3	3	3.3	0	2	1	2	1	0	2.0
vs Creighton	11/21/2022		12:59	1-2	.500	0-1	.000	0-0	.000	3	2	5	3.8	0	1	0	0	0	2	2.0
vs Louisville	11/22/2022		10:09	1-3	.333	0-0	.000	1-1	1.000	1	0	1	3.2	2	0	0	0	0	3	2.2
vs Ohio St.	11/23/2022		03:36	1-1	1.000	0-0	.000	0-0	.000	0	0	0	2.7	0	0	0	0	0	2	2.2
Georgetown	11/30/2022		01:45	0-0	.000	0-0	.000	0-0	.000	0	0	0	2.3	1	0	1	0	0	0	1.9
Nicholls	12/07/2022		08:28	0-0	.000	0-0	.000	0-2	.000	1	0	1	2.1	0	0	0	0	0	0	1.6
Eastern Wash.	12/13/2022		18:38	1-2	.500	0-1	.000	3-4	.750	5	2	7	2.7	4	1	3	0	0	5	2.0
vs Jackson St.	12/17/2022		21:24	7-10	.700	0-1	.000	1-1	1.000	2	5	7	3.1	1	1	0	0	1	15	3.3
Houston Christian	12/21/2022		13:48	3-4	.750	0-0	.000	0-0	.000	0	2	2	3.0	3	0	0	0	0	6	3.5
South Carolina St.	12/27/2022		13:49	1-2	.500	0-0	.000	0-0	.000	1	1	2	2.9	2	2	0	0	0	2	3.4
at TCU	12/31/2022		20:25	4-5	.800	0-0	.000	1-3	.333	1	4	5	3.1	3	0	2	0	1	9	3.8
Kansas	01/03/2023		12:37	1-1	1.000	0-0	.000	0-0	.000	1	0	1	2.9	0	0	1	0	0	2	3.7
Baylor	01/17/2023		00:29	0-0	.000	0-0	.000	0-0	.000	0	0	0	2.7	0	0	0	0	0	0	3.5
at Kansas St.	01/21/2023		03:57	0-1	.000	0-0	.000	0-0	.000	2	0	2	2.7	1	0	0	0	0	0	3.3
West Virginia	01/25/2023		07:45	1-2	.500	0-1	.000	1-2	.500	1	0	1	2.6	2	0	1	0	0	3	3.2
at LSU	01/28/2023		06:19	0-1	.000	0-1	.000	1-2	.500	0	1	1	2.5	1	1	0	0	2	1	3.1
Iowa St.	01/30/2023		07:57	1-1	1.000	1-1	1.000	0-0	.000	0	0	0	2.4	0	0	0	0	0	3	3.1
Totals		0	207:31	24-40	.600	1-7	.143	10-18	.556	23	22	45	2.4	20	10	11	4	6	59	3.1

Player Averages

Games Played	Minutes/game	Points/game	FG Pct	3FG Pct	FT Pct	Rebounds/game	Assists/game	Turnovers/game	Assist/Turnover ratio	Steals/game	Blocks/game
19	10.9	3.1	60.0	14.3	55.6	2.4	0.5	0.6	0.9	0.3	0.2



11 | FARDAWS AIMAQ

SENIOR | FORWARD | VANCOUVER, BRITISH COLUMBIA

[Far-daws A-mack]
 Has missed last three games with foot injury
 WAC Player of the Year (2020-21)
 WAC Defensive Player of the Year (2020-21 & 2021-22)
 Led nation with 15.0 rebounds per game in 2020-21
 Kareem Abdul-Jabbar Award Watch List (2023)

COLLEGIATE CAREER PATH

2018-19: Mercer
 2019-20: Redshirt - Utah Valley
 2020-21: Utah Valley
 2021-22: Utah Valley
 2022-23: Texas Tech



CAREER HIGHS

POINTS: 34* (vs. Pepperdine - 11/15/21) - REBOUNDS: 25* (vs. Utah Tech - 2/13/21) - BLOCKS: 5* (vs Tarleton State - 1/30/22)

*While playing for Utah Valley University

SEASON	TEAM	GP-GS	MIN/AVG	Field Goals		3-Point		F-Throws		Rebounds				Scoring						
				FG-FGA	FG%	3FG-3FGA	3FG%	FT-FTA	FT%	OFF	DEF	TOT	AVG	PF-FO	A	TO	BLK	STL	PTS	AVG
2018-19	Mercer	29-5	432/14.9	62-120	.517	1-1	1.000	21-50	.420	65	88	153	5.3	71-0	7	40	22	6	146	5.0
2020-21	UVU	22-22	672/30.6	114-235	.485	1-1	1.000	76-123	.618	95	235	330	15.0	61-0	35	73	37	5	305	13.9
2021-22	UVU	32-32	1098/34.3	222-453	.490	20-46	.435	141-195	.723	96	339	435	13.6	86-2	55	95	40	22	605	18.9
2022-23	TTU	3-2	73/24.3	13-28	.464	2-4	.500	2-5	.400	10	10	20	6.7	3-0	4	8	0	0	30	10.0
TOTAL FOR TTU		3-2	73/24.3	13-28	.464	2-4	.500	2-5	.400	10	10	20	6.7	3-0	4	8	0	0	30	10.0
TOTAL		86-61	2275/26.5	411-836	.492	24-52	.462	240-373	.643	266	672	938	10.9	221-2	101	216	99	33	1086	12.6

Single Game Highs


Statistic	Value	
Points	34	at Pepperdine 11/15/21
Rebounds	25	vs Utah Tech 02/13/21
Assists	6	vs UTRGV 01/20/22
Steals	5	vs BYU 12/01/21
Blocks	5	vs Tarleton St. 01/30/21, vs Tarleton St. 01/01/22
FG Made	14	at Pepperdine 11/15/21
FG Attempts	24	at Pepperdine 11/15/21
3FG Made	2	4 times
3FG Attempts	6	at Wyoming 12/11/21
FT Made	13	at Seattle U 01/15/21
FT Attempts	16	vs Wyoming 12/12/20

SEASON STATS

Opponent	Date	GS	MIN	Total		3-Pointers		Free throws		Rebounds				PF A TO BLK STL PTS AVG						
				FG-FGA	PCT	3FG-3FGA	PCT	FT-FTA	PCT	OFF	DEF	TOT	AVG	PF	A	TO	BLK	STL	PTS	AVG
at Texas	01/14/2023		28:58	5-12	.417	1-3	.333	1-2	.500	2	3	5	5.0	1	2	3	0	0	12	12.0
Baylor	01/17/2023	*	24:16	5-8	.625	1-1	1.000	1-3	.333	4	5	9	7.0	0	1	1	0	0	12	12.0
at Kansas St.	01/21/2023	*	19:42	3-8	.375	0-0	.000	0-0	.000	4	2	6	6.7	2	1	4	0	0	6	10.0
Totals		2	72:56	13-28	.464	2-4	.500	2-5	.400	10	10	20	6.7	3	4	8	0	0	30	10.0

Player Averages

Games Played	Minutes/game	Points/game	FG Pct	3FG Pct	FT Pct	Rebounds/game	Assists/game	Turnovers/game	Assist/Turnover ratio	Steals/game	Blocks/game
3	24.3	10.0	46.4	50.0	40.0	6.7	1.3	2.7	0.5	0.0	0.0



12 | DANIEL BATCHO


SOPHOMORE | FORWARD | PARIS, FRANCE

[Botch-Oh]

Earned Maui Jim Maui All-Tournament Team
 Career-high 21 points against Ohio State in Maui
 Played 33 games as a reserve last season
 Redshirted freshman season at Arizona
 Speaks French, Russian and English

COLLEGIATE CAREER PATH

2020-21: Redshirt - Arizona
 2021-22: Texas Tech
 2022-23: Texas Tech



CAREER STATS

DOUBLE-DOUBLES: 3 (12/10 against HCU; 15/13 against Georgetown; 12 points/10 rebounds vs. Northwestern State)

SEASON	TEAM	GP-GS	MIN/AVG	Field Goals		3-Point		F-Throws		Rebounds				Scoring						
				FG-FGA	FG%	3FG-3FGA	3FG%	FT-FTA	FT%	OFF	DEF	TOT	AVG	PF-FO	A	TO	BLK	STL	PTS	AVG
2021-22	TTU	33-0	326/9.9	24-38	.632	0-2	.000	24-40	.600	28	60	88	2.7	36-0	14	14	17	5	72	2.2
2022-23	TTU	19-16	490/25.8	63-103	.612	3-5	.600	37-64	.578	38	84	122	6.4	37-1	28	34	35	11	166	8.7
TOTAL		52-16	815/15.7	87-141	.617	3-7	.429	61-104	.587	66	144	210	4.0	73-1	42	48	52	16	238	4.6

Single Game Highs

Statistic	Value	
Points	21	vs Ohio St. 11/23/22
Rebounds	13	vs Georgetown 11/30/22
Assists	6	vs Omaha 11/23/21
Steals	3	vs Louisville 11/22/22
Blocks	6	vs Louisiana Tech 11/14/22
FG Made	7	vs Creighton 11/21/22, vs Georgetown 11/30/22, vs Ohio St. 11/23/22
FG Attempts	12	vs Creighton 11/21/22
3FG Made	1	vs Creighton 11/21/22, vs Georgetown 11/30/22, vs Ohio St. 11/23/22
3FG Attempts	1	7 times
FT Made	6	vs Ohio St. 11/23/22
FT Attempts	11	vs South Carolina St. 12/27/22

SEASON STATS

Opponent	Date	GS	MIN	Total		3-Pointers		Free throws		Rebounds				PF	A	TO	BLK	STL	PTS	AVG	
				FG-FGA	PCT	3FG-3FGA	PCT	FT-FTA	PCT	OFF	DEF	TOT	AVG								
Northwestern St.	11/07/2022	*	24:50	4-5	.800	0-0	.000	4-5	.800	3	7	10	10.0	0	4	1	0	1	12	12.0	
Texas Southern	11/10/2022	*	16:13	3-6	.500	0-0	.000	1-2	.500	2	2	4	7.0	2	0	0	1	0	7	9.5	
Louisiana Tech	11/14/2022	*	28:59	3-6	.500	0-0	.000	3-5	.600	1	6	7	7.0	3	0	2	6	0	9	9.3	
vs Creighton	11/21/2022	*	24:07	7-12	.583	1-1	1.000	2-3	.667	3	2	5	6.5	3	1	2	1	1	17	11.3	
vs Louisville	11/22/2022	*	25:16	2-5	.400	0-0	.000	5-6	.833	2	10	12	7.6	1	1	1	3	3	9	10.8	
vs Ohio St.	11/23/2022	*	34:14	7-10	.700	1-1	1.000	6-7	.857	3	3	6	7.3	4	2	2	0	1	21	12.5	
Georgetown	11/30/2022	*	35:00	7-9	.778	1-1	1.000	0-0	.000	3	10	13	8.1	1	2	5	1	1	15	12.9	
Nicholls	12/07/2022	*	35:20	6-7	.857	0-0	.000	2-7	.286	1	8	9	8.3	1	2	2	2	0	14	13.0	
Houston Christian	12/21/2022		21:28	5-7	.714	0-1	.000	2-4	.500	1	9	10	8.4	1	1	1	1	0	12	12.9	
South Carolina St.	12/27/2022	*	23:10	6-6	1.000	0-0	.000	5-11	.455	1	6	7	8.3	0	1	1	1	2	17	13.3	
at TCU	12/31/2022	*	30:12	1-1	1.000	0-0	.000	0-2	.000	5	4	9	8.4	4	2	3	5	0	2	12.3	
Kansas	01/03/2023	*	26:27	3-6	.500	0-0	.000	0-1	.000	3	3	6	8.2	1	1	1	3	0	6	11.8	
at Iowa St.	01/10/2023	*	31:41	2-4	.500	0-1	.000	0-1	.000	0	3	3	7.8	1	1	4	3	0	4	11.2	
at Texas	01/14/2023	*	19:11	0-1	.000	0-0	.000	0-0	.000	0	1	1	7.3	5	2	3	1	0	0	10.4	
Baylor	01/17/2023		22:02	1-1	1.000	0-0	.000	1-2	.500	0	3	3	7.0	2	2	0	1	0	3	9.9	
at Kansas St.	01/21/2023		19:58	3-4	.750	0-0	.000	0-1	.000	3	1	4	6.8	3	0	1	1	1	6	9.6	
West Virginia	01/25/2023	*	28:16	1-4	.250	0-0	.000	2-3	.667	1	2	3	6.6	4	3	3	3	0	4	9.3	
at LSU	01/28/2023	*	32:31	2-8	.250	0-0	.000	4-4	1.000	4	3	7	6.6	1	2	1	2	1	8	9.2	
Iowa St.	01/30/2023	*	10:40	0-1	.000	0-0	.000	0-0	.000	2	1	3	6.4	0	1	1	0	0	0	8.7	
Totals			16	489:35	63-103	.612	3-5	.600	37-64	.578	38	84	122	6.4	37	28	34	35	11	166	8.7

Player Averages

Games Played	Minutes/game	Points/game	FG Pct	3FG Pct	FT Pct	Rebounds/game	Assists/game	Turnovers/game	Assist/Turnover ratio	Steals/game	Blocks/game
19	25.8	8.7	61.2	60.0	57.8	6.4	1.5	1.8	0.8	0.6	1.8



13 | CJ WILLIAMS

FRESHMAN | GUARD | FAYETTEVILLE, ARKANSAS

COLLEGIATE CAREER PATH
2022-23: Texas Tech



Four-time All-State state selection at Fayetteville HS
Averaged 21 points, 6 rebounds and 5 assists as a senior
Helped lead Fayetteville HS to Class 6A West Championship
Had a 35-point performance with nine 3-pointers
Son of Tech assistant coach Corey Williams

CAREER STATS

SEASON	TEAM	GP-GS	MIN/AVG	Field Goals		3-Point		F-Throws		Rebounds				Scoring						
				FG-FGA	FG%	3FG-3FGA	3FG%	FT-FTA	FT%	OFF	DEF	TOT	AVG	PF	FO	A	TO	BLK	STL	PTS
2022-23	TTU	6-0	16/2.6	1-7	.143	0-3	.000	4-4	1.000	1	2	3	0.5	2-0	0	1	0	0	6	1.0
TOTAL		6-0	16/2.6	1-7	.143	0-3	.000	4-4	1.000	1	2	3	0.5	2-0	0	1	0	0	6	1.0

Single Game Highs

Statistic	Value
Points	2 vs Houston Christian 12/21/22, vs South Carolina St. 12/27/22, vs Louisville 11/22/22
Rebounds	1 vs Northwestern St. 11/07/22, at Iowa St. 01/10/23, vs Louisville 11/22/22
FG Made	1 vs South Carolina St. 12/27/22
FG Attempts	2 at Iowa St. 01/10/23
3FG Attempts	1 vs Jackson St. 12/17/22, vs Houston Christian 12/21/22, at Iowa St. 01/10/23
FT Made	2 vs Houston Christian 12/21/22, vs Louisville 11/22/22
FT Attempts	2 vs Houston Christian 12/21/22, vs Louisville 11/22/22

SEASON STATS

Opponent	Date	GS	MIN	Total		3-Pointers		Free throws		Rebounds				PF	A	TO	BLK	STL	PTS	AVG
				FG-FGA	PCT	3FG-3FGA	PCT	FT-FTA	PCT	OFF	DEF	TOT	AVG							
Northwestern St.	11/07/2022		03:00	0-1	.000	0-0	.000	0-0	.000	0	1	1	1.0	0	0	1	0	0	0	0.0
vs Louisville	11/22/2022		02:29	0-1	.000	0-0	.000	2-2	1.000	1	0	1	1.0	1	0	0	0	0	2	1.0
vs Jackson St.	12/17/2022		03:49	0-1	.000	0-1	.000	0-0	.000	0	0	0	0.7	1	0	0	0	0	0	0.7
Houston Christian	12/21/2022		02:56	0-1	.000	0-1	.000	2-2	1.000	0	0	0	0.5	0	0	0	0	0	2	1.0
South Carolina St.	12/27/2022		01:49	1-1	1.000	0-0	.000	0-0	.000	0	0	0	0.4	0	0	0	0	0	2	1.2
at Iowa St.	01/10/2023		01:40	0-2	.000	0-1	.000	0-0	.000	0	1	1	0.5	0	0	0	0	0	0	1.0
Totals		0	15:43	1-7	.143	0-3	.000	4-4	1.000	1	2	3	0.5	2	0	1	0	0	6	1.0

Player Averages

Games Played	Minutes/game	Points/game	FG Pct	3FG Pct	FT Pct	Rebounds/game	Assists/game	Turnovers/game	Assist/Turnover ratio	Steals/game	Blocks/game
6	2.6	1.0	14.3	0.0	100.0	0.5	0.0	0.2	0.0	0.0	0.0



20 | JAYLON TYSON

SOPHOMORE | GUARD | PLANO, TEXAS

COLLEGIATE CAREER PATH

2021-22: Texas and Tech

2022-23: Texas Tech



Recorded first career double-double at Texas (12points/14rebounds)
 Second season at Texas Tech after transferring in for Spring 2022
 Started collegiate career at Texas before entering the portal
 Played in eight games for the Longhorns
 2X All-State in HS at John Paul II... Team won state in junior season
 Averaged 22.3 points, 4.7 rebounds and 4.1 assists as a senior

CAREER STATS

SEASON	TEAM	GP-GS	MIN/AVG	Field Goals		3-Point		F-Throws		Rebounds				Scoring						
				FG-FGA	FG%	3FG-3FGA	3FG%	FT-FTA	FT%	OFF	DEF	TOT	AVG	PF-FO	A	TO	BLK	STL	PTS	AVG
2021-22	UT	8-0	56/7.0	6-15	.400	0-4	.000	2-3	.667	2	7	9	1.1	6-0	3	3	2	4	14	1.8
2022-23	TTU	21-21	570/27.2	74-165	.448	26-72	.361	25-36	.694	31	93	124	5.9	41-1	29	36	7	33	199	9.5
TOTAL FOR TTU		21-21	570/27.2	74-165	.448	26-72	.361	25-36	.694	31	93	124	5.9	41-1	29	36	7	33	199	9.5
TOTAL		29-21	626/21.6	80-180	.444	26-76	.342	27-39	.692	33	100	133	4.6	47-1	32	39	9	37	213	7.3

Single Game Highs

Statistic	Value
Points	19 vs Baylor 01/17/23
Rebounds	14 at Texas 01/14/23
Assists	5 vs Houston Christian 12/21/22
Steals	4 vs Iowa St. 01/30/23
Blocks	2 vs Oklahoma 01/07/23, vs Ohio St. 11/23/22
FG Made	7 vs Georgetown 11/30/22, vs Baylor 01/17/23
FG Attempts	13 vs Baylor 01/17/23
3FG Made	4 vs Georgetown 11/30/22
3FG Attempts	8 vs Baylor 01/17/23
FT Made	3 vs Louisville 11/22/22
FT Attempts	6 vs Louisville 11/22/22

SEASON STATS

Opponent	Date	GS	MIN	Total		3-Pointers		Free throws		Rebounds				PF	A	TO	BLK	STL	PTS	AVG	
				FG-FGA	PCT	3FG-3FGA	PCT	FT-FTA	PCT	OFF	DEF	TOT	AVG								
Northwestern St.	11/07/2022	*	18:17	3-4	.750	2-3	.667	0-0	.000	0	5	5	5.0	1	0	0	0	0	8	8.0	
Texas Southern	11/10/2022	*	20:20	6-11	.545	0-3	.000	1-1	1.000	0	3	3	4.0	0	0	1	0	2	13	10.5	
Louisiana Tech	11/14/2022	*	27:41	3-7	.429	1-2	.500	0-0	.000	1	2	3	3.7	3	0	3	1	2	7	9.3	
vs Creighton	11/21/2022	*	24:16	3-6	.500	1-1	1.000	2-2	1.000	2	3	5	4.0	3	1	2	0	1	9	9.3	
vs Louisville	11/22/2022	*	20:31	2-5	.400	1-3	.333	3-6	.500	0	3	3	3.8	0	1	0	0	2	8	9.0	
vs Ohio St.	11/23/2022	*	21:05	4-8	.500	2-3	.667	0-0	.000	5	1	6	4.2	1	0	1	2	1	10	9.2	
Georgetown	11/30/2022	*	30:01	7-10	.700	4-5	.800	0-0	.000	1	8	9	4.9	0	2	3	0	3	18	10.4	
Eastern Wash.	12/13/2022	*	33:26	2-8	.250	0-3	.000	0-0	.000	0	5	5	4.9	4	0	1	0	0	4	9.6	
vs Jackson St.	12/17/2022	*	15:54	4-7	.571	1-2	.500	2-2	1.000	2	3	5	4.9	2	2	1	0	2	11	9.8	
Houston Christian	12/21/2022	*	22:30	4-6	.667	1-1	1.000	2-2	1.000	0	1	1	4.5	1	5	3	0	0	11	9.9	
South Carolina St.	12/27/2022	*	22:20	4-8	.500	3-6	.500	2-4	.500	1	4	5	4.5	4	3	1	0	1	13	10.2	
at TCU	12/31/2022	*	27:31	3-6	.500	0-2	.000	2-2	1.000	0	4	4	4.5	0	4	3	0	2	8	10.0	
Kansas	01/03/2023	*	36:03	4-8	.500	2-2	1.000	0-0	.000	1	8	9	4.8	1	3	3	0	3	10	10.0	
Oklahoma	01/07/2023	*	38:26	1-8	.125	0-5	.000	2-2	1.000	1	6	7	5.0	0	2	5	2	2	4	9.6	
at Iowa St.	01/10/2023	*	16:43	2-8	.250	1-4	.250	0-0	.000	3	1	4	4.9	0	0	2	1	0	5	9.3	
at Texas	01/14/2023	*	36:49	5-9	.556	1-4	.250	1-2	.500	2	12	14	5.5	5	1	3	0	0	12	9.4	
Baylor	01/17/2023	*	32:53	7-13	.538	3-8	.375	2-2	1.000	4	8	12	5.9	4	1	1	0	2	19	10.0	
at Kansas St.	01/21/2023	*	34:10	3-12	.250	1-6	.167	1-2	.500	3	4	7	5.9	4	0	0	1	3	8	9.9	
West Virginia	01/25/2023	*	33:15	2-8	.250	1-5	.200	1-2	.500	0	1	1	5.7	3	1	0	0	1	6	9.7	
at LSU	01/28/2023	*	22:02	1-4	.250	0-0	.000	2-4	.500	2	5	7	5.8	2	1	2	0	2	4	9.4	
Iowa St.	01/30/2023	*	36:00	4-9	.444	1-4	.250	2-3	.667	3	6	9	5.9	3	2	1	0	4	11	9.5	
Totals			21	570:12	74-165	.448	26-72	.361	25-36	.694	31	93	124	5.9	41	29	36	7	33	199	9.5

Player Averages

Games Played	Minutes/game	Points/game	FG Pct	3FG Pct	FT Pct	Rebounds/game	Assists/game	Turnovers/game	Assist/Turnover ratio	Steals/game	Blocks/game
21	27.2	9.5	44.8	36.1	69.4	5.9	1.4	1.7	0.8	1.6	0.3



22 | ELIJAH FISHER

FRESHMAN | GUARD | TORONTO, ONTARIO, CANADA

COLLEGIATE CAREER PATH
2022-23: Texas Tech



5-Star by ESPN, Rivals and 247Sports
 Reclassified to play at Tech a season early
 Was the No. 15 ranked recruit nationally in the 2023 class
 Averaged 28 points, 13 rebounds and 7 assists as a junior at Crestwood Prep
 Chose Tech over Kansas, Baylor, Kentucky and Memphis (Held 21 offers)

CAREER STATS

SEASON	TEAM	GP-GS	MIN/AVG	Field Goals			3-Point		F-Throws		Rebounds				Scoring					
				FG-FGA	FG%	3FG-3FGA	3FG%	FT-FTA	FT%	OFF	DEF	TOT	AVG	PF-FO	A	TO	BLK	STL	PTS	AVG
2022-23	TTU	18-0	208/11.6	21-47	.447	3-13	.231	10-20	.500	10	24	34	1.9	19-0	10	10	3	4	55	3.1
TOTAL		18-0	208/11.6	21-47	.447	3-13	.231	10-20	.500	10	24	34	1.9	19-0	10	10	3	4	55	3.1

Single Game Highs

Statistic	Value	
Points	8	vs Jackson St. 12/17/22
Rebounds	9	at LSU 01/28/23
Assists	2	vs South Carolina St. 12/27/22
Steals	2	at LSU 01/28/23
Blocks	1	vs Northwestern St. 11/07/22, at LSU 01/28/23, vs Louisville 11/22/22
FG Made	3	vs Texas Southern 11/10/22, vs Jackson St. 12/17/22
FG Attempts	6	vs Texas Southern 11/10/22
3FG Made	1	vs Texas Southern 11/10/22, vs Louisiana Tech 11/14/22, vs South Carolina St. 12/27/22
3FG Attempts	2	vs Texas Southern 11/10/22, vs South Carolina St. 12/27/22, vs Louisville 11/22/22
FT Made	3	vs Iowa St. 01/30/23
FT Attempts	6	vs Jackson St. 12/17/22

SEASON STATS

Opponent	Date	GS	MIN	Total		3-Pointers		Free throws		Rebounds				PF	A	TO	BLK	STL	PTS	AVG	
				FG-FGA	PCT	3FG-3FGA	PCT	FT-FTA	PCT	OFF	DEF	TOT	AVG								
Northwestern St.	11/07/2022		15:53	2-4	.500	0-1	.000	1-3	.333	0	2	2	2.0	3	0	2	1	0	5	5.0	
Texas Southern	11/10/2022		18:04	3-6	.500	1-2	.500	0-0	.000	0	1	1	1.5	1	1	1	0	1	7	6.0	
Louisiana Tech	11/14/2022		06:08	1-1	1.000	1-1	1.000	0-0	.000	0	0	0	1.0	0	0	1	0	0	3	5.0	
vs Creighton	11/21/2022		12:18	0-2	.000	0-0	.000	0-0	.000	0	1	1	1.0	1	0	0	0	0	0	3.8	
vs Louisville	11/22/2022		13:12	1-4	.250	0-2	.000	0-0	.000	1	1	2	1.2	1	1	1	1	0	2	3.4	
vs Ohio St.	11/23/2022		17:30	1-2	.500	0-1	.000	1-1	1.000	0	2	2	1.3	1	0	0	0	1	3	3.3	
Georgetown	11/30/2022		05:36	0-0	.000	0-0	.000	1-2	.500	0	0	0	1.1	2	0	1	0	0	1	3.0	
Nicholls	12/07/2022		01:53	0-0	.000	0-0	.000	0-0	.000	0	0	0	1.0	1	0	1	0	0	0	2.6	
Eastern Wash.	12/13/2022		03:15	1-2	.500	0-0	.000	0-0	.000	0	0	0	0.9	0	1	0	0	0	2	2.6	
vs Jackson St.	12/17/2022		13:46	3-4	.750	0-0	.000	2-6	.333	1	2	3	1.1	1	1	0	0	0	8	3.1	
Houston Christian	12/21/2022		08:11	2-2	1.000	0-0	.000	1-2	.500	0	1	1	1.1	1	1	0	0	0	5	3.3	
South Carolina St.	12/27/2022		17:19	2-4	.500	1-2	.500	0-0	.000	0	3	3	1.3	3	2	1	0	0	5	3.4	
Kansas	01/03/2023		02:40	0-0	.000	0-0	.000	0-0	.000	0	0	0	1.2	0	0	0	0	0	0	3.2	
Oklahoma	01/07/2023		08:09	1-5	.200	0-1	.000	0-0	.000	1	2	3	1.3	0	1	0	0	0	2	3.1	
at Iowa St.	01/10/2023		12:43	1-2	.500	0-1	.000	0-0	.000	1	1	2	1.3	0	0	0	0	0	2	3.0	
West Virginia	01/25/2023		15:12	1-2	.500	0-0	.000	0-0	.000	2	0	2	1.4	3	1	1	0	0	2	2.9	
at LSU	01/28/2023		21:50	2-5	.400	0-1	.000	1-2	.500	3	6	9	1.8	1	0	1	1	2	5	3.1	
Iowa St.	01/30/2023		14:27	0-2	.000	0-1	.000	3-4	.750	1	2	3	1.9	0	1	0	0	0	3	3.1	
Totals			0	208:06	21-47	.447	3-13	.231	10-20	.500	10	24	34	1.9	19	10	10	3	4	55	3.1

Player Averages

Games Played	Minutes/game	Points/game	FG Pct	3FG Pct	FT Pct	Rebounds/game	Assists/game	Turnovers/game	Assist/Turnover ratio	Steals/game	Blocks/game
18	11.6	3.1	44.7	23.1	50.0	1.9	0.6	0.6	1.0	0.2	0.2



23 | DE'VION HARMON

SENIOR | GUARD | DENTON, TEXAS

COLLEGIATE CAREER PATH

2019-20: Oklahoma
 2020-21: Oklahoma
 2021-22: Oregon
 2022-23: Texas Tech



[Day-V-on)

Has two seasons of eligibilty remaining after tranferring from Oregon
 Played first two seasons at Oklahoma
 Was a two-time Texas Class 6A All-State selection at Denton Guyer HS
 Won gold playing for Team USA in the 2017 FIBA Americas U16 and
 2018 FIBA U17 World Cup where he averaged 13.1 ppg. and 3.4 assists

CAREER HIGHS

POINTS: 23* (vs. UTSA - 11/5/19 & vs. OSU - 2/27/2021) - **REBOUNDS: 7*** (at Iowa State - 2/20/21) - **Assists: 9** (Houston Christian - 12/21/2022)

*While playing for Oklahoma | ** While playing for Oregon

SEASON	TEAM	GP-GS	MIN/AVG	FG-FGA	FG%	3FG-3FGA	3FG%	FT-FTA	FT%	OFF	DEF	TOT	AVG	PF-FO	A	TO	BLK	STL	PTS	AVG
2019-20	OU	31-21	880/28.4	76-209	.364	35-102	.343	42-60	.700	6	49	55	1.8	38-0	61	41	3	35	229	7.4
2020-21	OU	25-23	797/31.9	124-260	.477	33-100	.330	41-56	.732	13	73	86	3.4	35-0	52	40	0	27	322	12.9
2021-22	Oregon	35-34	1099/31.4	134-323	.415	51-139	.367	58-79	.734	14	78	92	2.6	55-0	73	51	3	46	377	10.8
2022-23	TTU	22-22	682/31.0	99-223	.444	13-54	.241	63-92	.685	5	56	61	2.8	32-0	81	35	4	41	274	12.5
TOTAL FOR TTU		22-22	682/31.0	99-223	.444	13-54	.241	63-92	.685	5	56	61	2.8	32-0	81	35	4	41	274	12.5
TOTAL		113-100	3457/30.6	433-1015	.427	132-395	.334	204-287	.711	38	256	294	2.6	160-0	267	167	10	149	1202	10.6

Single Game Highs

Statistic	Value	
Points	23	vs UTSA 11/05/19, vs Oklahoma St. 02/27/21, vs Oklahoma 01/07/23
Rebounds	7	at Iowa St. 02/20/21, at TCU 12/31/22
Assists	9	vs Houston Christian 12/21/22
Steals	6	vs Eastern Wash. 12/13/22
Blocks	2	vs UTSA 11/05/19, vs Chaminade 11/22/21, vs Louisiana Tech 11/14/22
FG Made	9	vs TCU 01/12/21, vs Oklahoma St. 02/27/21, vs Oklahoma 01/07/23
FG Attempts	17	vs Creighton 11/21/22, vs Iowa St. 01/30/23
3FG Made	4	vs TCU 01/12/21, vs Kansas 01/23/21
3FG Attempts	10	vs Texas Southern 11/09/21
FT Made	6	vs Texas Southern 11/10/22, at Texas 01/14/23, vs Iowa St. 01/30/23
FT Attempts	8	vs Texas Southern 11/10/22, at Texas 01/14/23, vs Iowa St. 01/30/23

SEASON STATS

Opponent	Date	GS	MIN	Total		3-Pointers		Free throws		Rebounds				PF	A	TO	BLK	STL	PTS	AVG	
				FG-FGA	PCT	3FG-3FGA	PCT	FT-FTA	PCT	OFF	DEF	TOT	AVG								
Northwestern St.	11/07/2022	*	20:40	2-5	.400	1-2	.500	2-2	1.000	0	2	2	2.0	0	4	2	0	0	7	7.0	
Texas Southern	11/10/2022	*	23:49	3-6	.500	0-1	.000	6-8	.750	0	3	3	2.5	1	3	0	0	2	12	9.5	
Louisiana Tech	11/14/2022	*	36:13	6-8	.750	1-3	.333	2-3	.667	0	5	5	3.3	1	6	1	2	4	15	11.3	
vs Creighton	11/21/2022	*	34:31	6-17	.353	0-2	.000	0-0	.000	0	1	1	2.8	2	3	1	0	1	12	11.5	
vs Louisville	11/22/2022	*	23:38	1-2	.500	1-2	.500	1-2	.500	0	1	1	2.4	0	1	3	0	3	4	10.0	
vs Ohio St.	11/23/2022	*	32:42	5-11	.455	0-4	.000	0-0	.000	0	3	3	2.5	3	6	0	0	0	10	10.0	
Georgetown	11/30/2022	*	33:53	6-14	.429	1-4	.250	5-6	.833	1	2	3	2.6	1	2	1	0	4	18	11.1	
Nicholls	12/07/2022	*	39:03	1-8	.125	0-2	.000	1-2	.500	0	4	4	2.8	2	5	3	1	1	3	10.1	
Eastern Wash.	12/13/2022	*	35:36	7-16	.438	0-1	.000	5-7	.714	1	3	4	2.9	0	2	0	0	6	19	11.1	
vs Jackson St.	12/17/2022	*	25:18	3-5	.600	0-0	.000	4-5	.800	0	2	2	2.8	0	2	0	0	1	10	11.0	
Houston Christian	12/21/2022	*	28:25	8-10	.800	2-3	.667	4-6	.667	0	1	1	2.6	2	9	1	0	1	22	12.0	
South Carolina St.	12/27/2022	*	26:16	6-9	.667	0-2	.000	2-4	.500	0	1	1	2.5	2	7	3	0	1	14	12.2	
at TCU	12/31/2022	*	30:08	4-14	.286	2-6	.333	3-6	.500	0	7	7	2.8	2	2	2	0	5	13	12.2	
Kansas	01/03/2023	*	25:10	1-5	.200	0-1	.000	2-2	1.000	0	0	0	2.6	0	0	3	0	0	4	11.6	
Oklahoma	01/07/2023	*	42:30	9-15	.600	0-3	.000	5-7	.714	0	4	4	2.7	2	3	1	0	1	23	12.4	
at Iowa St.	01/10/2023	*	34:54	6-13	.462	1-3	.333	1-2	.500	0	5	5	2.9	3	4	4	0	5	14	12.5	
at Texas	01/14/2023	*	31:51	3-8	.375	1-1	1.000	6-8	.750	1	0	1	2.8	3	0	0	0	2	13	12.5	
Baylor	01/17/2023	*	29:05	2-4	.500	0-1	.000	0-3	.000	0	0	0	2.6	2	6	2	1	0	4	12.1	
at Kansas St.	01/21/2023	*	29:22	5-16	.313	1-5	.200	2-2	1.000	1	5	6	2.8	1	1	3	0	2	13	12.1	
West Virginia	01/25/2023	*	29:21	5-10	.500	0-2	.000	4-7	.571	0	0	0	2.7	2	2	2	0	1	14	12.2	
at LSU	01/28/2023	*	34:05	5-10	.500	2-2	1.000	2-2	1.000	1	3	4	2.7	2	8	2	0	0	14	12.3	
Iowa St.	01/30/2023	*	35:06	5-17	.294	0-4	.000	6-8	.750	0	4	4	2.8	1	5	1	0	1	16	12.5	
Totals			22	681:36	99-223	.444	13-54	.241	63-92	.685	5	56	61	2.8	32	81	35	4	41	274	12.5

Player Averages

Games Played	Minutes/ game	Points/ game	FG Pct	3FG Pct	FT Pct	Rebounds/ game	Assists/ game	Turnovers/ game	Assist/Turnover ratio	Steals/ game	Blocks/ game
22	31.0	12.5	44.4	24.1	68.5	2.8	3.7	1.6	2.3	1.9	0.2



24 | KERWIN WALTON

JUNIOR | GUARD | HOPKINS, MINNESOTA

COLLEGIATE CAREER PATH

2020-21: North Carolina
 2021-22: North Carolina
 2022-23: Texas Tech



First season at Tech after transferring from North Carolina
 Played two seasons for the Tar Heels where he made 81 3-pointers
 Led UNC with 58 3-pointers as a freshman
 Was a 4-Star recruit out of Hopkins HS in Minnesota
 Wears No. 24 to honor Kobe Bryant

CAREER STATS

POINTS: 19* (vs. Louisville - 2/20/21) - **REBOUNDS: 5*** (vs. Florida State - 3/12/2021) - **3FG MADE: 5*** (at Florida State - 2/20/21)

*While playing for North Carolina

SEASON	TEAM	GP-GS	MIN/AVG	FG-FGA	FG%	3FG-3FGA	3FG%	FT-FTA	FT%	OFF	DEF	TOT	AVG	PF-FO	A	TO	BLK	STL	PTS	AVG
2020-21	UNC	29-20	607/20.9	79-178	.444	58-138	.420	21-25	.840	8	42	50	1.7	30-0	53	34	5	15	237	8.2
2021-22	UNC	31-1	414/13.4	38-102	.373	23-65	.354	7-7	1.000	7	31	38	1.2	33-0	13	18	4	7	106	3.4
2022-23	TTU	20-2	257/12.8	30-60	.500	22-47	.468	5-6	.833	6	14	20	1.0	29-1	10	9	4	3	87	4.4
TOTAL FOR TTU		20-2	257/12.8	30-60	.500	22-47	.468	5-6	.833	6	14	20	1.0	29-1	10	9	4	3	87	4.4
TOTAL		80-23	1279/16.0	147-340	.432	103-250	.412	33-38	.868	21	87	108	1.4	92-1	76	61	13	25	430	5.4

Single Game Highs

Statistic	Value
Points	19 vs Louisville 02/20/21
Rebounds	5 vs Florida St. 03/12/21, vs Northwestern St. 11/07/22
Assists	4 4 times
Steals	2 4 times
Blocks	1 13 times
FG Made	7 vs Louisville 02/20/21
FG Attempts	13 at Florida St. 01/16/21
3FG Made	5 vs Louisville 02/20/21, at LSU 01/28/23
3FG Attempts	10 at Florida St. 01/16/21, vs Florida St. 02/27/21
FT Made	4 vs Kentucky 12/19/20, vs Florida St. 02/27/21
FT Attempts	6 vs Virginia Tech 03/11/21

SEASON STATS

Opponent	Date	GS	MIN	Total		3-Pointers		Free throws		Rebounds				PF	A	TO	BLK	STL	PTS	AVG
				FG-FGA	PCT	3FG-3FGA	PCT	FT-FTA	PCT	OFF	DEF	TOT	AVG							
Northwestern St.	11/07/2022		23:35	4-7	.571	0-3	.000	1-2	.500	2	3	5	5.0	2	1	0	1	0	9	9.0
Texas Southern	11/10/2022		24:11	1-3	.333	1-3	.333	2-2	1.000	0	3	3	4.0	2	2	1	0	0	5	7.0
Louisiana Tech	11/14/2022		22:23	2-5	.400	1-3	.333	0-0	.000	0	2	2	3.3	2	1	1	0	1	5	6.3
vs Creighton	11/21/2022		11:22	0-1	.000	0-1	.000	0-0	.000	0	0	0	2.5	2	1	1	0	0	0	4.8
vs Louisville	11/22/2022		11:59	0-2	.000	0-1	.000	0-0	.000	1	0	1	2.2	2	1	0	0	1	0	3.8
vs Ohio St.	11/23/2022		06:30	0-1	.000	0-1	.000	0-0	.000	0	1	1	2.0	1	0	0	0	0	0	3.2
Georgetown	11/30/2022		04:13	0-1	.000	0-1	.000	0-0	.000	0	0	0	1.7	0	0	1	0	0	0	2.7
Nicholls	12/07/2022		02:19	0-0	.000	0-0	.000	0-0	.000	0	0	0	1.5	0	0	1	0	0	0	2.4
vs Jackson St.	12/17/2022		15:02	2-5	.400	2-4	.500	2-2	1.000	0	1	1	1.4	0	0	0	1	0	8	3.0
Houston Christian	12/21/2022		11:23	3-5	.600	2-4	.500	0-0	.000	1	0	1	1.4	2	0	1	1	0	8	3.5
South Carolina St.	12/27/2022		10:17	1-2	.500	1-2	.500	0-0	.000	0	1	1	1.4	0	0	1	0	0	3	3.5
at TCU	12/31/2022		05:12	1-1	1.000	1-1	1.000	0-0	.000	1	0	1	1.3	0	1	1	0	0	3	3.4
Kansas	01/03/2023		01:24	0-1	.000	0-1	.000	0-0	.000	0	0	0	1.2	0	0	0	0	0	0	3.2
Oklahoma	01/07/2023		10:55	0-0	.000	0-0	.000	0-0	.000	0	0	0	1.1	1	0	0	0	0	0	2.9
at Iowa St.	01/10/2023		08:58	2-2	1.000	2-2	1.000	0-0	.000	0	0	0	1.1	0	0	0	1	0	6	3.1
Baylor	01/17/2023		22:16	4-6	.667	4-6	.667	0-0	.000	0	0	0	1.0	2	2	0	0	0	12	3.7
at Kansas St.	01/21/2023		07:44	1-1	1.000	1-1	1.000	0-0	.000	0	0	0	0.9	2	0	0	0	0	3	3.6
West Virginia	01/25/2023		14:14	1-3	.333	1-2	.500	0-0	.000	0	2	2	1.0	5	0	0	0	1	3	3.6
at LSU	01/28/2023	*	21:33	6-7	.857	5-6	.833	0-0	.000	1	0	1	1.0	3	0	1	0	0	17	4.3
Iowa St.	01/30/2023	*	21:16	2-7	.286	1-5	.200	0-0	.000	0	1	1	1.0	3	1	0	0	0	5	4.4
Totals		2	256:45	30-60	.500	22-47	.468	5-6	.833	6	14	20	1.0	29	10	9	4	3	87	4.4

Player Averages

Games Played	Minutes/game	Points/game	FG Pct	3FG Pct	FT Pct	Rebounds/game	Assists/game	Turnovers/game	Assist/Turnover ratio	Steals/game	Blocks/game
20	12.8	4.4	50.0	46.8	83.3	1.0	0.5	0.5	1.1	0.2	0.2



ADAMS' COACHING EXPERIENCE

Seasons, School, Position

1981-82, Clarendon College, Head Coach

1983-87, Wayland Baptist, Head Coach

1987-92, West Texas A&M, Head Coach

1992-97, Texas Pan American, Head Coach

2004-13, Howard College, Head Coach

2013-15, Texas Tech, Director of Operations

2015-16, Little Rock, Assistant Coach

2016-2021, Texas Tech, Associate Head Coach

2021-present, Texas Tech, Head Coach

HC | MARK ADAMS

2nd Season | Brownfield, Texas | Tech grad 1979
2022 Associated Press Big 12 Coach of Year

Mark Adams led Texas Tech to the NCAA Tournament Sweet 16 and a 27-10 record in his first season where he earned the 2022 Associated Press Big 12 Coach of the Year, was a Naismith National Coach of the Year finalist and the Jim Phelan National Coach of the Year.

A West Texas native and Tech graduate, Adams was named the 18th men's basketball head coach in program history by Director of Athletics Kirby Hocutt on April 6, 2021. The Red Raiders went 18-0 at home for the first time in program history, earned the third seed in the Big 12 Championship tournament where they reached to the finals for the second time in program history and advanced to the Sweet 16 for the fifth time since the expansion of the national tournament. His 27 wins were the most by a first-year head coach in Tech basketball history.

Adams was also one of four finalists for the Naismith National Coach of the Year in a season where the team began the year unranked before finishing at No. 12 in the Associated Press Top 25 Poll. Tech's success came with Adams constructing a new coaching staff that rolled out a team of eight newcomers and five returners. Under Adams, Texas Tech finished at No. 1 in the Kenpom.com adjusted defensive efficiency rating and was ninth nationally by holding opponents to only 38.6 percent shooting and 11th with teams averaging 60.6 points per game. The Red Raiders went 12-6 in conference play, including a 9-0 record against Big 12 teams at home.

An assistant and associate head coach within the program over the past five seasons, Adams has won at every level where he had recorded a 554-244 career record as a head coach before taking the Tech position. His list of accomplishments over the five years as Tech's associate head coach includes helping the program to 112 wins, making three straight NCAA Tournaments for the first time in history, winning the 2019 Big 12 regular-season championship and advancing to the 2018 Elite 8 and 2019 NCAA National Championship final.

A 1979 graduate of Texas Tech and Brownfield, Texas native who led Howard College to the 2010 NJCAA National Championship, Adams has extensive head coaching experience on his resume. His head coaching success includes Clarendon College (1981-82), Wayland Baptist (1983-87), West Texas A&M (1987-92), Texas Pan-American now Texas Rio Grande Valley (1992-97) and Howard College (2004-13). He was inducted into the Wayland Baptist Hall of Honor in September 2017 and to the NJCAA Men's Basketball Hall of Fame in 2020. He spent the 2013-14 and 2014-15 seasons as Tech's Director of Basketball Operations before returning for the 2016-17 season as the lead assistant and being promoted to associate head coach in 2019.

Widely regarded as one of the best defensive coaches at any level of basketball, Adams led Tech to the nation's top defensive efficiency rating during the run to the 2019 NCAA National Championship Final and leading the Big 12 by limiting opponents to only 63.2 points per game last season. The Red Raiders, who won the 2019 Big 12 Conference regular-season championship for the first time program history, were second in the country by holding teams to 37.0 percent shooting, third by limiting the opposition to 59.5 points per game and led the Big 12 with opponents only shooting 29.8 percent on 3-pointers during the run to the Final Four and the National Runner-Up finish. Tech was coming off a banner season in 2017-18 on the defensive end where it limited their opponents to 64.8 points per game and a 40.1 shooting percentage to pace the Big 12 conference in 2017-18. Both marks were ranked inside the NCAA's Top 20, and it marked the first time in program history that Texas Tech ended the season as the Big 12 leader in both defensive categories.

The Red Raiders finished the 2017-18 season with a 27-10 record, the program's first NCAA Elite Eight appearance and a program-best No. 6 final ranking in the USA Today/Coaches Top 25 poll. Texas Tech also captured a program-best second place finish in the Big 12 regular season and set a program single season mark with 11 Big 12 victories before it was broke the next season.


Adams served as an assistant coach on Chris Beard's Little Rock staff during the 2015-16 season. The Trojans started a historic campaign with 10 straight wins and finished with a 30-5 mark. Little Rock claimed the Sun Belt regular season and tournament titles, and the Trojans knocked off No. 12-ranked and fifth-seeded Purdue by an 85-83 margin in double overtime at the NCAA Tournament. The 15-game improvement for Little Rock was tied for the NCAA's top spot in 2015-16.

The Trojans were one of the nation's top defensive units and paced the Sun Belt conference in points per game (60.8), field goal percentage defense (39.5) and three-point field goal percentage defense (30.1). All three marks were among the NCAA's Top 30 fueled by 60.8 points per game which was fourth.

Adams led Howard College located in Big Spring, Texas to the 2010 NJCAA National Championship and was named the NJCAA's National Coach of the Year. The team was led by current Utah Jazz forward and NJCAA Player of the Year Jae Crowder who averaged 18.9 points, 9.0 rebounds, 2.5 assists and 2.4 steals under Adams in 2009-10. Crowder posted a career-high 14.2 points per game with the Boston Celtics in 2015-16.

Adams recorded 233 victories with the Hawks from 2004-13 and advanced to the NJCAA Regional Tournament in nine consecutive seasons. The 2006 team racked up a program single-season record 36 wins, and Charles Burgess tucked away the NJCAA Player of the Year award. Adams led his teams to three conference championships and six trips to the regional finals over his nine-year run.

Adams has earned 15 Coach of the Year honors during his tenure as a head coach. He also has captured six region, conference or district Coach of the Year honors over his career.



BIG 12 ALL-PRESEASON TEAM

Preseason Player of the Year: Mike Miles Jr., TCU
 Preseason Newcomer of the Year: Grant Sherfield, Oklahoma
 Freshman of the Year: Keyonte George, Baylor

Preseason All-Big 12 Team: Adam Flagler, Baylor*; Jalen Wilson, Kansas*; Avery Anderson III, Oklahoma State; Mike Miles Jr., TCU*; Timmy Allen, Texas; Marcus Carr, Texas
 A tie resulted in an extra position on the team.

Honorable Mention: LJ Cryer (Baylor), Keyonte George (Baylor), Kevin McCullar (Kansas), Tanner Groves (Oklahoma), Moussa Cisse (Oklahoma State), Emanuel Miller (TCU), Tyrese Hunter (Texas), Fardaws Aimaq (Texas Tech), Kevin Obanor (Texas Tech)

2022-23 BIG 12 PRESEASON POLL

PL	TEAM	PTS
1.	Baylor (5)	77
2.	Kansas (4)	73
3.	Texas (1)	64
4.	TCU	58
T5.	Oklahoma State	42
	Texas Tech	42
7.	Oklahoma	32
8.	Iowa State	30
9.	West Virginia	20
10.	Kansas State	12



BIG 12 CONFERENCE

Kevin Obanor and **Fardaws Aimaq** received preseason recognition from the conference and national level. Obanor was selected to the Julius Erving Award Watch List which featured the top-20 shooting forwards in the nation, while Aimaq was named to the watch list for the Kareem Abdul-Jabbar Award for centers. Both Red Raiders were named All-Big 12 Preseason Honorable.

Obanor is in his second season at Tech and was named a 2022 All-Big 12 Honorable Mention selection after averaging 10.0 points and 5.5 rebounds per game last season. Aimaq transferred to Tech this season after going for 18.9 points and 13.6 rebounds per game at Utah Valley last season. He was the 2021 and 2022 WAC Defensive Player of the Year and the 2021 WAC Player of the Year. As a sophomore, he averaged 15.0 rebounds per game which led the nation and comes into this season with 41 career double-doubles.

GAME 1 - NO. 25 TEXAS TECH 73, NORTHWESTERN STATE 49

GAME 2 - NO. 25 TEXAS TECH 78, TEXAS SOUTHERN 54



Official Basketball Box Score - Final
Northwestern St. at Texas Tech
 11/07/22 United Supermarkets Arena, Lubbock
 2022-23 Men's Basketball

Game Time: 8:50 PM
 Game Duration: 1:59
 Attendance: 15,098

Officials: Keith Kimble, Brooks Wells, Blanca Burns

NO. Name	Min	FG		3P		FT		Rebounds		Fouls		TP	AS	TO	ST	Blocks		+/-
		M/A	M/A	M/A	M/A	OR	DR	PF	FD	BS	BA							
32 Jordan Wilmore	F 11:36	0-0	0-0	0-0	0-0	2	2	1	0	0	0	0	0	0	0	1	0	-11
0 Demarcus Sharp	G 27:37	2-9	0-1	0-0	0-0	3	4	3	1	4	3	2	0	1	0	0	0	-13
3 Isaac Haneey	G 33:54	6-13	3-8	1-1	1	2	3	4	16	1	3	1	0	0	0	0	0	-20
4 Ja'Monta Black	G 31:16	4-19	4-16	0-0	1	1	2	2	0	12	0	1	3	0	2	0	0	-20
10 Joshua Williams	G 27:26	2-5	0-1	0-0	3	1	4	2	4	6	1	4	0	0	0	0	0	-27
44 Dayne Prim	21:10	2-5	0-0	0-0	1	0	1	1	1	4	0	0	2	0	0	0	0	-9
2 Emareyon McDonald	19:28	3-8	3-6	0-0	1	0	1	1	1	9	1	0	1	0	1	0	0	-8
1 Reggie Hill	10:34	0-5	0-3	0-0	1	3	4	2	1	0	0	1	1	0	0	0	0	-3
12 Jalen Hampton	10:28	0-1	0-0	0-0	1	2	3	2	0	0	0	1	0	0	1	0	0	-7
22 Cedric Garrett	04:37	0-1	0-1	0-0	0	3	3	2	0	0	0	0	0	0	0	0	0	-2
15 Jovan Zelenbaba	01:54	0-1	0-0	0-0	0	0	0	1	0	0	0	0	0	0	0	0	0	0
Team						3	1	4										
Totals		19-67	10-36	1-1	15	16	31	19	11	49	11	14	14	2	5	24		

Shooting By Period	
1 st FG%	9.27 33.3%
3PT%	5.16 31.2%
FT%	0.0 0%
2 nd FG%	10.40 25.0%
3PT%	5.20 25.0%
FT%	1.1 100%
GM FG%	19.67 28.4%
3PT%	10.36 27.4%
FT%	1.1 100.0%

Dead Ball Rebounds: 0



Official Basketball Box Score - Final
Texas Southern at Texas Tech
 11/10/22 United Supermarkets Arena, Lubbock
 2022-23 Men's Basketball

Game Time: 7:00 PM
 Game Duration: 2:07
 Attendance: 13,852

Officials: Gerry Pollard, Marques Pettigrew, Owen Short

NO. Name	Min	FG		3P		FT		Rebounds		Fouls		TP	AS	TO	ST	Blocks		+/-
		M/A	M/A	M/A	M/A	OR	DR	PF	FD	BS	BA							
2 Davon Barnes	F 26:27	5-12	0-0	0-0	0	0	0	1	0	10	0	2	1	0	0	0	0	-21
5 Jordan Karl Nicholas	F 20:55	2-6	0-0	2-6	3	6	9	3	6	6	1	4	0	0	0	0	0	-17
24 John Walker III	F 32:59	2-10	0-2	3-6	5	7	12	3	4	7	2	4	0	1	0	0	0	-28
0 Isaiiah Marin	G 23:22	2-5	2-4	0-0	1	2	3	5	0	6	0	1	0	0	0	0	0	-19
12 Jordan Gilliam	G 26:31	2-6	1-4	0-0	0	4	2	1	5	1	2	0	0	0	0	0	0	-17
10 Zylarious Morite	19:36	5-12	0-4	2-2	1	3	4	4	2	12	0	3	3	1	1	2	0	-2
14 Kolby Granger	14:51	2-3	0-0	1-1	1	2	1	1	5	5	0	3	1	1	0	0	0	-2
25 Grayson Carter	21:01	1-4	1-3	0-0	0	2	2	3	0	3	0	0	0	0	1	0	0	-12
23 Shaqir O'Neal	10:25	0-2	0-1	0-0	0	0	0	0	0	0	0	0	0	0	0	0	0	-6
20 Kehlin Farooq	03:53	0-0	0-0	0-0	0	1	1	0	0	0	2	0	0	0	1	0	0	4
Team						3	1	4										
Totals		21-60	4-18	8-15	14	27	41	22	14	54	7	19	5	4	2	24		

Shooting By Period	
1 st FG%	11.26 42.3%
3PT%	2.11 18.2%
FT%	4.8 50%
2 nd FG%	10.34 29.4%
3PT%	2.7 28.6%
FT%	4.7 57.1%
GM FG%	21.60 35.0%
3PT%	4.18 22.2%
FT%	8.15 53.3%

Dead Ball Rebounds: 4, 0

NO. Name	Min	FG		3P		FT		Rebounds		Fouls		TP	AS	TO	ST	Blocks		+/-
		M/A	M/A	M/A	M/A	OR	DR	PF	FD	BS	BA							
0 Kevin Obanor	F 26:04	2-7	1-3	4-4	1	3	4	2	2	9	2	2	1	0	0	0	0	18
12 Daniel Batcho	F 24:50	4-5	0-0	4-5	3	7	10	0	3	12	4	1	1	0	0	0	0	22
2 Pop Isaacs	G 18:09	2-4	2-3	0-0	0	3	3	0	0	6	2	5	0	0	0	0	0	14
20 Jaylon Tyson	G 18:17	3-4	2-3	0-0	0	5	5	1	0	8	0	0	0	0	0	0	0	19
23 De'Vion Harmon	G 20:40	2-5	1-2	2-2	0	2	2	0	5	7	4	2	0	0	1	0	0	17
5 KJ Allen	10:58	0-0	0-0	2-2	3	0	3	0	1	2	2	2	1	1	0	0	0	9
24 Kerwin Walton	23:35	4-7	0-3	1-2	2	3	5	2	3	9	1	0	0	1	0	0	0	6
1 Lamar Washington	15:11	1-3	1-2	0-0	0	1	2	0	3	4	0	0	1	1	0	0	0	12
22 Elijah Fisher	15:53	2-4	0-1	1-3	0	2	2	3	5	0	2	0	1	1	1	0	0	-1
3 D'Maurian Williams	13:19	2-3	0-1	2-2	0	1	1	2	6	0	4	1	0	0	0	0	0	3
4 Robert Jennings	10:04	2-3	0-0	2-2	1	3	4	0	1	6	0	0	1	0	1	0	0	1
13 CJ Williams	03:00	0-1	0-0	0-0	0	1	1	0	0	0	0	1	0	0	0	0	0	0
Team						2	2											
Totals		24-46	7-18	18-22	10	33	43	11	19	73	19	20	5	5	2	24		

Shooting By Period	
1 st FG%	16.24 66.7%
3PT%	5.9 55.6%
FT%	5.7 71.4%
2 nd FG%	8.22 36.4%
3PT%	2.9 22.2%
FT%	13.15 86.7%
GM FG%	24.46 52.2%
3PT%	7.18 38.9%
FT%	18.22 81.8%

Dead Ball Rebounds: 0, 0

Biggest lead	NSU		TTU		Points from Turnovers	NSU	TTU	Period by Period Scoring
	1st	2nd	TOT	TOT				
Best Scoring Run	3 (1 st 16:42)	27 (2 nd 16:14)	14	15	NSU	23	26	49
Lead Changes	9 (1 st 16:42)	10 (1 st 13:28)	5	8	TTU	42	31	73
Times Tied	2	1	8	10				
Time with Lead	01:19	36:15	13	31				

NO. Name	Min	FG		3P		FT		Rebounds		Fouls		TP	AS	TO	ST	Blocks		+/-
		M/A	M/A	M/A	M/A	OR	DR	PF	FD	BS	BA							
0 Kevin Obanor	F 16:55	6-8	1-1	0-0	1	6	7	3	4	13	2	3	2	0	0	0	0	15
12 Daniel Batcho	F 16:13	3-6	0-0	1-2	2	2	4	2	3	7	0	0	0	1	0	0	0	15
2 Pop Isaacs	G 23:37	1-8	1-4	3-4	0	3	3	1	2	6	2	4	1	0	1	0	0	17
20 Jaylon Tyson	G 20:20	6-11	0-3	1-1	0	3	3	0	1	13	0	1	2	0	0	0	0	31
23 De'Vion Harmon	G 23:49	3-6	0-1	6-8	0	3	3	1	5	12	3	2	0	0	1	0	0	17
5 KJ Allen	20:00	2-4	0-0	1-2	2	4	0	1	4	0	0	0	0	1	0	0	0	17
24 Kerwin Walton	24:11	1-3	1-3	2-2	0	3	3	2	3	5	2	1	0	0	0	0	0	10
1 Lamar Washington	13:39	1-2	0-0	2-2	0	1	1	1	1	4	1	2	0	0	1	0	0	-1
4 Robert Jennings	07:08	0-1	0-1	2-2	1	2	3	2	1	2	0	0	0	0	0	0	0	0
3 D'Maurian Williams	16:04	2-6	1-2	0-0	0	0	0	1	1	5	1	0	0	0	0	0	0	1
22 Elijah Fisher	18:04	3-6	1-2	0-0	0	1	1	1	0	7	1	1	1	0	0	0	0	4
Team						3	2	5										
Totals		28-61	5-17	17-22	9	28	37	14	22	78	12	12	8	2	4	24		

Shooting By Period	
1 st FG%	17.29 58.6%
3PT%	3.8 37.5%
FT%	7.10 70%
2 nd FG%	11.32 34.4%
3PT%	2.9 22.2%
FT%	10.12 83.2%
GM FG%	28.61 45.9%
3PT%	5.17 29.4%
FT%	17.22 77.3%

Dead Ball Rebounds: 2, 0

Biggest lead	TSU		TTU		Points from Turnovers	TSU	TTU	Period by Period Scoring
	1st	2nd	TOT	TOT				
Best Scoring Run	1 (1 st 19:41)	32 (2 nd 3:24)	14	17	TSU	28	26	54
Lead Changes	1	0	9	9	TTU	44	34	78
Times Tied	0	0	5	8				
Time with Lead	00:42	38:59	20	27				

GAME 3 - NO. 23 TEXAS TECH 64, LOUISIANA TECH 55

GAME 4 - NO. 10 CREIGHTON 76, NO. 21 TEXAS TECH 65



GAME 5 - NO. 21 TEXAS TECH 70, LOUISVILLE 38



Official Basketball Box Score - Final
Texas Tech at Louisville
 11/22/22 United Supermarkets Arena, Louisville
 2022-23 Men's Basketball

Game Time: 9:30 AM
 Game Duration: 2:05
 Attendance: 2,400

Officials: Vane Harris, Brent Hampton, Tommy Morrisey

Texas Tech - 70

Record: 4-1

NO. Name	FG	3P	FT	Rebounds	Fouls	TP	AS	TO	ST	Blocks	+/	
	M/A	M/A	M/A	OR DR TOT	PF					BS BA		
0 Kevin Obanor	F 21:35	6-9	0-2	3-3	2 3 5	3	2	15	0	1	0	22
12 Daniel Batcho	F 25:16	2-5	0-0	5-6	2 10 12	1	5	9	1	1	3	30
2 Pop Isaacs	G 21:45	2-6	1-4	0-0	0 3 3	1	1	5	2	1	3	0
20 Jaylon Tyson	G 20:31	2-5	1-3	3-6	0 3 3	0	3	8	1	0	2	0
23 De'Vion Harmon	G 23:38	1-2	1-2	1-2	0 1 1	0	1	4	1	3	0	2
5 KJ Allen	F 10:09	1-3	0-0	1-1	1 0 1	2	3	3	0	0	0	1
1 Lamar Washington	22:55	2-5	0-1	0-2	1 6 7	2	2	4	4	5	1	0
22 Elijah Fisher	13:12	1-4	0-2	0-0	1 1 2	1	0	2	1	1	0	1
4 Robert Jennings	15:21	3-5	0-0	2-5	1 2 3	3	4	8	0	1	0	1
24 Kerwin Walton	11:59	0-2	0-1	0-0	1 0 1	2	0	0	1	0	0	0
3 D'Maurian Williams	11:10	2-4	2-4	4-5	1 2 3	3	3	10	1	2	0	0
13 CJ Williams	02:29	0-1	0-0	2-2	1 0 1	1	1	2	0	0	0	0
Totals		22-51	5-19	21-32	13 32 45	19	23	70	12	16	14	4 5 32

Shooting By Period

1st FG%	10-24	41.7%
3PT%	3-11	27.3%
FT%	9-13	69.2%
2nd FG%	12-27	44.4%
3PT%	2-8	25.0%
FT%	12-19	63.2%
GM FG%	22-51	43.1%
3PT%	5-19	26.3%
FT%	21-32	65.6%

Dead Ball Rebounds: 7, 0

Technical Fouls: NONE

Louisville - 38

Record: 0-5

NO. Name	FG	3P	FT	Rebounds	Fouls	TP	AS	TO	ST	Blocks	+/	
	M/A	M/A	M/A	OR DR TOT	PF					BS BA		
1 Mike James	F 27:32	0-2	0-2	4-4	0 2 2	4	4	4	0	3	0	0
5 Brandon Huntley-Hatfield	F 22:22	0-4	0-0	3-4	0 3 3	2	2	3	0	3	4	0
21 Sydney Curry	F 14:30	1-4	0-0	0-0	2 2 4	3	0	2	0	0	0	0
24 Jae'Lyn Withers	F 25:29	3-7	1-2	0-0	0 5 5	2	2	7	0	5	0	0
3 El Ellis	G 31:58	3-11	1-6	0-2	0 1 1	0	2	7	3	3	1	0
12 JJ Traynor	24:39	2-8	1-4	1-2	1 2 3	1	2	6	0	1	1	1
22 Kamarl Lands	20:26	0-7	0-2	0-0	0 1 1	2	0	0	1	0	2	0
4 Roosevelt Wheeler	11:23	1-1	0-0	0-0	0 2 2	3	1	2	0	0	1	0
15 Hercy Miller	10:07	0-2	0-1	2-4	2 1 3	2	3	2	1	1	2	0
23 Alexander Payne	02:29	1-1	0-0	1-2	1 0 1	1	1	3	0	0	0	0
11 Fabio Basili	06:36	0-2	0-1	0-1	1 0 1	3	1	0	2	1	0	0
0 Devin Ree	02:29	0-0	0-0	2-2	0 0 0	0	1	2	0	0	0	0
Totals		11-49	3-16	13-21	9 20 29	23	19	38	5	18	11	5 4 32

Shooting By Period

1st FG%	4-23	17.4%
3PT%	1-7	14.3%
FT%	4-4	100%
2nd FG%	7-26	26.9%
3PT%	2-11	18.2%
FT%	9-17	52.9%
GM FG%	11-49	22.4%
3PT%	3-16	16.7%
FT%	13-21	61.9%

Dead Ball Rebounds: 5, 0

Technical Fouls: NONE

Biggest lead

TTU	LOU
38 (2nd 6:47)	3 (1st 19:12)

Best Scoring Run

TTU	LOU
25 (2nd 14:45)	11 (2nd 4:17)

Lead Changes

TTU	LOU
1	1

Times Tied

TTU	LOU
1	1

Time with Lead

TTU	LOU
35:59	02:21

Points from

Turnovers	18	6
Paint	32	12
Second Chance	10	5
Fast Breaks	9	7
Bench	29	15

Period by Period Scoring

	1st	2nd	TOT
TTU	32	38	70
LOU	13	25	38

GAME 6 - OHIO STATE 80, NO. 21 TEXAS TECH 73



Official Basketball Box Score - Final
Texas Tech at Ohio St.
 11/23/22 Lathana Civic Center, Lathana
 2022-23 Men's Basketball

Game Time: 9:30 AM
 Game Duration: 2:01
 Attendance: 2,400

Officials: Paul Szek, Rob Riley, Randy Richardson

Texas Tech - 73

Record: 4-2

NO. Name	FG	3P	FT	Rebounds	Fouls	TP	AS	TO	ST	Blocks	+/	
	M/A	M/A	M/A	OR DR TOT	PF					BS BA		
0 Kevin Obanor	F 35:15	7-12	2-4	3-3	1 3 4	3	1	19	0	4	2	0
12 Daniel Batcho	F 34:14	7-10	1-1	6-7	3 3 6	4	4	21	2	2	1	0
2 Pop Isaacs	G 33:17	3-9	0-4	2-2	0 2 2	2	1	8	5	2	1	0
20 Jaylon Tyson	G 21:05	4-8	2-3	0-0	5 1 6	1	2	10	0	1	1	2
23 De'Vion Harmon	G 32:42	5-11	0-4	0-0	0 3 3	3	3	10	6	0	0	0
1 Lamar Washington	08:57	0-0	0-0	0-0	0 0 0	0	0	0	1	0	0	0
4 Robert Jennings	06:55	0-1	0-0	0-0	0 1 1	2	0	0	0	0	0	0
22 Elijah Fisher	17:29	1-2	0-1	1-1	0 2 2	1	2	3	0	0	1	0
5 KJ Allen	03:36	1-1	0-0	0-0	0 0 0	0	0	2	0	0	0	0
24 Kerwin Walton	06:30	0-1	0-1	0-0	0 1 1	1	0	0	0	0	0	0
Totals		28-55	5-18	12-13	9 16 25	18	13	73	14	10	6 2 2 7	

Shooting By Period

1st FG%	13-24	54.2%
3PT%	4-8	50.0%
FT%	7-8	87.5%
2nd FG%	15-31	48.4%
3PT%	1-10	10.0%
FT%	5-5	100%
GM FG%	28-55	50.9%
3PT%	5-18	27.8%
FT%	12-13	92.3%

Dead Ball Rebounds: 2, 0

Technical Fouls: Harmon 1st 16:27

Ohio St. - 80

Record: 5-1

NO. Name	FG	3P	FT	Rebounds	Fouls	TP	AS	TO	ST	Blocks	+/	
	M/A	M/A	M/A	OR DR TOT	PF					BS BA		
14 Justice Sueing	F 31:23	12-19	1-5	8-8	4 4 8	0	8	33	5	1	2	0
23 Zed Key	F 30:34	2-5	0-0	5-5	2 1 3	2	7	9	2	2	1	2
2 Bruce Thornton	G 38:32	3-6	3-4	0-0	1 3 4	0	1	9	4	2	1	0
4 Sean McNeil	G 30:05	3-10	2-7	5-5	0 1 1	4	3	13	3	0	0	14
13 Isaac Likelele	G 31:11	2-3	0-0	0-0	1 1 2	3	0	4	3	0	2	1
34 Felix Okpara	09:26	1-1	0-0	0-0	0 3 3	1	0	2	0	1	0	0
10 Bryce Sensabaugh	11:48	4-6	2-3	0-0	0 0 0	2	0	2	0	1	1	0
0 Tanner Holden	09:12	0-1	0-0	0-0	2 2 0	0	0	0	0	0	0	0
1 Roddy Gayle Jr.	07:45	0-1	0-1	0-0	0 1 1	1	0	0	0	0	0	0
Totals		27-52	8-20	18-18	9 17 26	13	18	80	15	10	6 2 2 7	

Shooting By Period

1st FG%	16-30	53.3%
3PT%	5-13	38.5%
FT%	4-4	100%
2nd FG%	11-22	50.0%
3PT%	3-7	42.9%
FT%	14-14	100%
GM FG%	27-52	51.9%
3PT%	8-20	40.0%
FT%	18-18	100.0%

Dead Ball Rebounds: 0, 0

Technical Fouls: Thornton 1st 7:12

Biggest lead

TTU	OSU
3 (1st 19:01)	13 (1st 11:46)

Best Scoring Run

TTU	OSU
6 (1st 5:41)	10 (1st 13:05)

Lead Changes

TTU	OSU
1	2

Times Tied

TTU	OSU
2	10

Time with Lead

TTU	OSU
01:49	37:03

Points from

Turnovers	9	11
Paint	34	28
Second Chance	2	10
Fast Breaks	2	10
Bench	5	12

Period by Period Scoring

	1st	2nd	TOT
TTU	37	36	73
OSU	41	39	80

GAME 7 - TEXAS TECH 79, GEORGETOWN 65



Official Basketball Box Score - Final
Georgetown at Texas Tech
 11/30/22 United Supermarkets Arena, Lubbock
 2022-23 Men's Basketball

Game Time: 7:00 PM
 Game Duration: 2:13
 Attendance: 14,649

Officials: James Breeding, Kipp Kissinger, Keith Kinsbe

Georgetown - 65

Record: 4-4

NO. Name	FG	3P	FT	Rebounds	Fouls	TP	AS	TO	ST	Blocks	+/	
	M/A	M/A	M/A	OR DR TOT	PF					BS BA		
11 Akok Akok	F 34:38	0-4	0-0	0 6 6	2	1	0	0	2	3	2	0
34 Oudis Wahab	C 13:00	0-4	0-0	1 1 2	1	0	0	0	1	1	0	0
0 Brandon Murray	G 36:30	8-13	2-6	0 0 0	5 1 6	5	1	18	2	6	1	0
1 Primo Spears	G 37:38	5-12	0-3	3								

GAME 9 - TEXAS TECH 77, EASTERN WASHINGTON 70



Official Basketball Box Score - Final
Eastern Wash. at Texas Tech
 12/13/22 United Supermarkets Arena, Lubbock
 2022-23 Men's Basketball

Game Time: 7:00 PM
 Game Duration: 5:18
 Attendance: 11,627

Officials: John Higgins, Tony Padilla, Rick Crawford

NO. Name	Min	FG		3P		FT		Rebounds		Fouls		TP	AS	TO	ST	Blocks		+/-	
		M	A	M	A	O	D	O	R	O	P					F	B		B
2 Steele Venters	F 34:57	10	19	5	11	1	1	0	2	2	2	1	28	1	3	0	0	0	-7
10 Ethan Price	F 26:25	3	3	1	4	0	3	3	2	5	11	2	2	0	0	0	0	0	-5
13 Angelo Allegri	F 35:49	5	11	3	9	1	1	0	6	6	1	1	14	1	3	1	0	0	-4
31 Casey Jones	F 21:48	2	4	0	1	1	3	2	0	2	1	2	5	4	2	2	1	0	3
1 Tyrese Davis	G 30:42	2	7	1	4	1	2	0	2	2	3	6	4	4	1	0	0	0	-1
0 Cedric Coward	26:35	1	3	0	1	1	2	9	11	3	3	3	2	1	2	1	2	1	-9
5 Deon Stroud	07:07	0	2	0	0	0	0	0	0	0	0	0	0	0	0	0	0	0	-6
32 Dane Erikstrup	09:05	1	2	1	1	0	0	0	0	2	0	3	0	1	0	1	0	0	-2
11 Ty Harper	07:32	1	1	0	0	0	0	0	0	1	0	2	0	2	0	0	0	0	-4
Team									2	4	6	0	0	0	2				
Totals		25	52	11	28	9	12	9	12	15	14	70	14	21	5	1	5	1	1

Record: 4-7

Shooting By Period

1st FG% 10-25 40.0%

3PT% 6-15 40.0%

FT% 3-5 60%

2nd FG% 15-27 55.6%

3PT% 5-13 38.5%

FT% 6-7 85.7%

GM FG% 25-52 48.1%

3PT% 11-28 39.3%

FT% 9-12 75.0%

Dead Ball Rebounds: 2, 1

Technical Fouls: Jones 2nd 7:18

NO. Name	Min	FG		3P		FT		Rebounds		Fouls		TP	AS	TO	ST	Blocks		+/-	
		M	A	M	A	O	D	O	R	O	P					F	B		B
0 Kevin Obanor	F 35:54	8	15	1	5	8	8	4	6	10	0	5	25	1	2	2	0	0	6
4 Robert Jennings	F 11:36	1	1	0	0	1	1	1	1	1	1	1	3	0	1	1	0	0	2
2 Pop Isaacs	G 35:33	5	15	3	12	2	2	0	3	2	1	15	1	1	0	0	0	1	10
20 Jaylon Tyson	G 33:26	2	8	0	3	0	0	5	4	1	4	0	1	0	1	0	0	0	1
23 De'Von Harmon	G 35:36	7	16	0	1	5	7	1	3	4	0	5	19	2	0	6	0	2	5
1 Lamar Washington	24:58	2	4	0	2	0	0	1	1	3	0	4	4	1	2	1	0	0	12
5 KJ Allen	18:38	1	2	0	1	3	4	2	5	1	3	0	0	0	0	0	0	0	0
22 Elijah Fisher	03:15	1	2	0	0	0	0	0	0	0	2	1	0	0	0	0	0	1	3
3 D'Maurian Williams	01:04	0	1	0	0	0	0	0	0	0	0	0	0	0	0	0	0	0	-3
Team									3	1	4	0	0	0	0				
Totals		27	64	4	25	19	22	13	22	35	14	15	77	10	9	11	1	5	7

Record: 7-2

Shooting By Period

1st FG% 12-37 32.4%

3PT% 2-17 11.8%

FT% 3-3 100%

2nd FG% 15-27 55.6%

3PT% 2-8 25.0%

FT% 16-19 84.2%

GM FG% 27-64 42.2%

3PT% 4-25 16.0%

FT% 19-22 86.4%

Dead Ball Rebounds: 0, 0

Technical Fouls: Harmon 2nd 6:42

Biggest lead	EWU		TTU		Points from Turnovers	EWU	TTU	Period by Period Scoring			
	7 (1 st 16:37)	7 (2 nd 8:43)	5	23				1st	2nd	TOT	
Best Scoring Run	7 (1 st 4:16)		7 (1 st 12:35)		Paint	18	40	EWU	29	41	70
Lead Changes	11		7		Second Chance	7	12	TTU	29	48	77
Times Tied	7		7		Fast Breaks	4	14				
Time with Lead	17:10	18:41	Bench		8	11					

GAME 10 - TEXAS TECH 102, JACKSON STATE 52



Official Basketball Box Score - Final
Jackson St. at Texas Tech
 12/17/22 Delmar Fieldhouse, Houston
 2022-23 Men's Basketball

Game Time: 2:30 PM
 Game Duration: 2:14
 Attendance: 1,424

Officials: Armino Petty, Bret Smith, Tyler Kump

NO. Name	Min	FG		3P		FT		Rebounds		Fouls		TP	AS	TO	ST	Blocks		+/-	
		M	A	M	A	O	D	O	R	O	P					F	B		B
1 Zeke Cook	F 19:15	2	4	0	0	2	2	1	1	2	3	2	6	1	2	1	0	0	-33
3 Trace Young	F 12:11	1	4	0	2	0	0	1	4	5	0	0	2	1	1	1	0	0	0
13 Romelle Mansel	F 14:41	1	2	0	0	1	1	2	1	3	2	1	2	2	0	0	0	0	-8
2 Ken Evans	G 18:39	2	5	1	3	0	0	0	0	0	0	2	1	5	2	3	0	0	-15
4 Colton Young	G 19:45	2	3	2	2	0	0	1	1	1	1	6	0	3	0	0	0	0	-22
5 Kelyson Hunt	22:31	0	7	0	4	2	2	0	3	3	4	1	2	2	6	2	0	1	-35
10 Chase Adams	22:58	1	4	1	3	0	0	2	2	2	2	0	3	3	3	0	0	0	-27
31 Jamarcus Jones	18:27	4	5	0	2	4	2	2	4	0	2	10	0	2	0	0	0	0	-26
11 Keonte Cornelius	19:33	4	8	3	6	1	2	0	1	1	1	12	0	3	0	0	0	0	-21
24 Jalani Bell	10:20	0	4	0	1	2	2	0	1	1	1	1	2	0	2	0	0	0	-19
32 Treyon Johnson	16:24	1	2	0	0	0	0	3	3	3	0	2	0	1	0	0	0	0	-28
30 David McDaniel	05:16	0	1	0	0	0	0	0	0	0	0	0	0	1	0	0	0	0	-6
Team									0	0	0	0	0	3					
Totals		18	49	7	21	9	13	6	19	25	19	10	52	11	30	4	0	3	-50

Record: 1-10

Shooting By Period

1st FG% 6-23 26.1%

3PT% 2-11 18.2%

FT% 3-5 60%

2nd FG% 12-26 46.2%

3PT% 5-10 50.0%

FT% 6-8 75%

GM FG% 18-49 36.7%

3PT% 7-21 33.3%

FT% 9-13 69.2%

Dead Ball Rebounds: 6, 2

Technical Fouls: Evans 1st 5:47

NO. Name	Min	FG		3P		FT		Rebounds		Fouls		TP	AS	TO	ST	Blocks		+/-	
		M	A	M	A	O	D	O	R	O	P					F	B		B
0 Kevin Obanor	F 27:16	6	11	3	6	1	2	1	1	2	2	3	16	2	2	4	0	0	29
4 Robert Jennings	F 16:34	1	4	1	1	1	1	0	1	1	2	0	1	3	1	0	2	0	15
2 Pop Isaacs	G 22:39	2	8	0	5	2	2	1	1	2	0	3	6	2	1	3	0	0	15
20 Jaylon Tyson	G 15:54	4	7	1	2	2	2	3	5	2	1	11	2	1	2	0	0	0	31
23 De'Von Harmon	G 25:18	3	5	0	0	4	5	0	2	2	0	2	10	2	0	1	0	0	33
1 Lamar Washington	21:52	3	3	1	1	1	1	0	3	3	1	2	8	2	1	3	0	0	37
5 KJ Allen	21:24	7	10	0	1	1	1	2	5	7	1	12	15	1	0	1	0	0	33
22 Elijah Fisher	13:46	3	4	0	0	2	6	1	2	3	1	2	8	1	0	0	0	0	24
24 Kerwin Walton	15:02	2	5	2	4	2	2	0	1	1	0	1	8	0	0	0	0	1	14
3 D'Maurian Williams	16:26	5	7	5	7	2	2	0	1	1	2	17	2	0	3	0	0	0	18
13 CJ Williams	03:49	0	1	0	1	0	0	0	0	0	1	0	0	0	0	0	0	0	-1
Team									0	0	0	0	0	3					
Totals		36	65	13	28	17	23	8	20	28	10	18	102	15	8	19	3	0	50

Record: 8-2

Shooting By Period

1st FG% 20-32 62.5%

3PT% 3-8 37.5%

FT% 9-14 64.3%

2nd FG% 16-33 48.5%

3PT% 10-20 50.0%

FT% 8-9 88.9%

GM FG% 36-65 54.4%

3PT% 13-28 46.4%

FT% 17-23 73.9%

Dead Ball Rebounds: 7, 3

Technical Fouls: NONE

Biggest lead	JSU		TTU		Points from Turnovers	JSU	TTU	Period by Period Scoring			
	0 (1 st 20:00)	50 (2 nd 3:06)	18 <th>42</th> <th>1st</th> <th>2nd</th> <th>TOT</th>	42				1st	2nd	TOT	
Best Scoring Run	6 (1 st 6:49)		23 (1 st 0:26)		Paint	15	7	JSU	17	35	52
Lead Changes	0		0		Second Chance	0	15	TTU	52	50	102
Times Tied	0		0		Fast Breaks	0	15				
Time with Lead	00:00	39:02	Bench		31	56					

GAME 11 - TEXAS TECH 111, HOUSTON CHRISTIAN 67



Official Basketball Box Score - Final
Houston Christian at Texas Tech
 12/21/22 United Supermarkets Arena, Lubbock
 2022-23 Men's Basketball

Game Time: 1:00 PM
 Game Duration: 2:04
 Attendance: 10,205

Officials: Ray Naitl, Chance Moore, Chris Pazzi

NO. Name	Min	FG		3P		FT		Rebounds		Fouls		TP	AS	TO	ST	Blocks		+/-
		M	A	M	A	O	D	O	R	O	P					F	B	
4 Bonke Maring	F 33:28	5	12	0	1	3	4	5	9	3	2	13	0	5				

GAME 13 - NO. 18 TCU 67, TEXAS TECH 61



Official Basketball Box Score - Final
Texas Tech at TCU
 12/31/22 Ed and Rae Schollmaier Arena, Fort Worth
 2022-23 Men's Basketball

Game Time: 11:50 AM
 Game Duration: 2:19
 Attendance: 5,899

Officials: Gary Maxwell, Kelly Self, Rick Crawford

Texas Tech - 61		Record: 10-3 (0-1)													
NO. Name	Min	FG	3P	FT	Rebounds	Fouls	TP	AS	TO	ST	Blocks	BS	BA	+/-	
		M/A	M/A	M/A	OR DR TOT	PF					BS	BA			
0 Kevin Obanor	F	23:09	2-7	0-3	2-4	0	4	2	1	6	0	5	0	0	-25
12 Daniel Batcho	F	30:12	1-1	0-0	0-2	5	4	9	4	2	2	2	0	0	-4
2 Pop Isaacs	G	34:24	6-14	5-11	0-0	2	2	4	0	17	0	4	0	0	-8
20 Jaylon Tyson	G	27:31	3-6	0-2	2-2	0	4	4	0	2	8	3	2	0	-8
23 De'Von Harmon	G	30:08	4-14	2-6	3-6	0	7	7	2	3	13	2	2	0	1
5 KJ Allen	G	20:25	4-5	0-0	1-3	1	4	5	3	2	9	0	2	1	0
4 Robert Jennings	G	06:14	0-1	0-0	0-0	0	0	0	2	0	0	0	1	0	0
1 Lamar Washington	G	22:45	1-3	0-0	1-1	0	1	1	2	3	3	1	2	0	-6
24 Kerwin Walton	G	05:12	1-1	1-1	0-0	1	0	1	0	0	3	1	1	0	0
Team					2	0	2			0	0	1			
Totals		22:52	8-23	9-18	9	26	35	18	12	61	12	23	10	5	3

Technical Fouls: Harmon 1st; 1:12

Shooting By Period	
1 st FG%	14.30 46.7%
3PT%	4.13 30.8%
FT%	5.9 55.6%
2 nd FG%	8.22 36.4%
3PT%	4.10 40.0%
FT%	4.9 44.4%
GM FG%	22.52 42.3%
3PT%	8.23 34.8%
FT%	9.18 50.0%

Dead Ball Rebounds: 5, 0

GAME 14 - NO. 3 KANSAS 75, TEXAS TECH 72



Official Basketball Box Score - Final
Kansas at Texas Tech
 01/03/23 United Supermarkets Arena, Lubbock
 2022-23 Men's Basketball

Game Time: 8:00 PM
 Game Duration: 1:57
 Attendance: 14,385

Officials: John Higgins, Gerry Polard, Terry Oglesby

Kansas - 75		Record: 13-1 (2-0)													
NO. Name	Min	FG	3P	FT	Rebounds	Fouls	TP	AS	TO	ST	Blocks	BS	BA	+/-	
		M/A	M/A	M/A	OR DR TOT	PF					BS	BA			
10 Jalen Wilson	F	38:31	6-16	3-9	1-2	1	5	6	3	1	16	3	1	1	0
24 KJ Adams, Jr.	F	30:39	7-13	0-0	0-0	4	1	5	2	0	14	2	2	1	0
3 Dajuan Harris	G	35:58	6-7	5-5	1-2	0	1	1	1	1	18	3	2	0	0
4 Grady Dick	G	31:13	5-11	1-5	0-0	3	5	8	1	2	11	3	3	0	-2
15 Kevin McCullar	G	27:20	3-9	1-3	0-0	1	8	9	1	0	7	3	1	1	0
0 Bobby Pettiford	G	24:34	3-6	1-2	0-0	4	4	1	1	1	7	6	2	0	1
35 Zubey Ejorfor	G	05:29	0-0	0-0	0-0	0	1	1	0	0	0	1	0	0	0
11 MJ Rice	G	02:24	0-0	0-0	0-0	0	0	0	0	0	0	0	0	0	0
31 Cam Martin	G	03:52	1-1	0-0	0-0	1	0	1	0	0	2	0	0	0	-2
Team					1	3	4			0	0	0			
Totals		31:63	11-24	2-4	11	21	32	11	6	75	22	12	8	3	5

Technical Fouls: NONE

Shooting By Period	
1 st FG%	18.32 56.3%
3PT%	7.14 50.0%
FT%	0.0 0%
2 nd FG%	13.31 41.9%
3PT%	4.10 40.0%
FT%	2.4 50%
GM FG%	31.63 49.2%
3PT%	11.24 45.8%
FT%	2.4 50.0%

Dead Ball Rebounds: 1, 0

TCU - 67		Record: 12-1 (1-0)													
NO. Name	Min	FG	3P	FT	Rebounds	Fouls	TP	AS	TO	ST	Blocks	BS	BA	+/-	
		M/A	M/A	M/A	OR DR TOT	PF					BS	BA			
2 Emanuel Miller	F	32:59	7-14	1-3	1-2	1	5	8	1	2	16	0	1	3	1
5 Chuck O'Bannon	F	20:09	0-3	0-1	0-0	0	3	3	2	1	0	1	0	0	0
4 Eddie Lampkin	C	27:04	2-4	0-0	2-2	4	4	8	0	1	6	0	3	2	0
1 Mike Miles	G	33:45	7-12	1-4	8-10	0	0	4	7	23	3	5	1	1	0
10 Damion Baugh	G	37:10	6-13	0-2	2-2	0	2	1	3	14	5	3	4	0	2
12 Xavier Cork	G	12:07	1-2	0-0	0-0	1	2	3	2	0	0	0	0	0	-8
0 Micah Peavy	G	19:26	1-8	0-1	0-0	3	1	4	1	0	2	1	1	1	3
21 JaKobe Coles	G	07:50	1-4	0-1	1-2	2	4	6	1	2	3	0	0	0	0
11 Rondell Walker	04:44	0-1	0-1	1-2	0	1	1	1	0	1	0	0	1	0	-4
13 Shahada Wells	04:46	0-1	0-1	0-0	0	0	1	0	1	0	1	1	0	0	-5
Team					3	1	4			0	1				
Totals		25:62	2-14	15-20	14	23	37	13	17	67	11	15	14	3	5

Technical Fouls: Miles 1st; 0:44; Team 2nd; 14:18

Shooting By Period	
1 st FG%	9.26 30.8%
3PT%	1.8 12.5%
FT%	9.12 75%
2 nd FG%	17.36 47.2%
3PT%	1.6 16.7%
FT%	6.8 75%
GM FG%	25.62 40.3%
3PT%	2.14 14.3%
FT%	15.20 75.0%

Dead Ball Rebounds: 2, 2

Texas Tech - 72		Record: 10-4 (0-2)													
NO. Name	Min	FG	3P	FT	Rebounds	Fouls	TP	AS	TO	ST	Blocks	BS	BA	+/-	
		M/A	M/A	M/A	OR DR TOT	PF					BS	BA			
0 Kevin Obanor	F	36:56	8-14	4-8	6-7	2	5	7	3	7	26	2	4	1	2
12 Daniel Batcho	F	26:27	3-6	0-0	0-1	3	3	6	1	1	6	1	1	0	3
2 Pop Isaacs	G	33:51	6-14	4-9	2-2	0	1	1	1	18	2	2	2	0	1
20 Jaylon Tyson	G	36:03	4-8	2-2	0-0	1	8	9	1	0	10	3	3	0	1
23 De'Von Harmon	G	25:10	1-5	0-1	2-2	0	0	0	0	2	4	0	3	0	0
5 KJ Allen	G	12:37	1-1	0-0	0-0	1	0	1	0	0	2	0	1	0	-3
1 Lamar Washington	G	20:59	2-5	0-0	0-0	3	3	0	4	2	0	0	0	0	0
22 Elijah Fisher	G	02:40	0-0	0-0	0-0	0	0	0	0	0	0	0	0	0	-5
4 Robert Jennings	G	03:53	1-1	0-0	0-0	1	1	0	0	2	0	0	0	0	-4
24 Kerwin Walton	G	01:24	0-1	0-1	0-0	0	0	0	0	0	0	0	0	0	-1
Team					0	0	0			0	0	1			
Totals		26:55	10-21	10-12	7	21	28	6	11	72	10	15	6	5	3

Technical Fouls: NONE

Shooting By Period	
1 st FG%	14.32 43.8%
3PT%	5.11 45.5%
FT%	3.3 100%
2 nd FG%	12.23 52.2%
3PT%	5.10 50.0%
FT%	7.9 77.8%
GM FG%	26.55 47.3%
3PT%	10.21 47.6%
FT%	10.12 83.3%

Dead Ball Rebounds: 3, 1

Points from Turnovers	
TCU	16
TCU	22
TCU	7
TCU	41
TCU	67

Points from Turnovers	
TCU	16
TCU	22
TCU	7
TCU	41
TCU	67

GAME 15 - OKLAHOMA 68, TEXAS TECH 63 (OVERTIME)



Official Basketball Box Score - Final
Oklahoma at Texas Tech
 01/07/23 United Supermarkets Arena, Lubbock
 2022-23 Men's Basketball

Game Time: 6:00 PM
 Game Duration: 2:20
 Attendance: 14,062

Officials: Kipp Kinginger, Jeb Harless, Bret Smith

Oklahoma - 68		Record: 10-5 (1-2)													
NO. Name	Min	FG	3P	FT	Rebounds	Fouls	TP	AS	TO	ST	Blocks	BS	BA	+/-	
		M/A	M/A	M/A	OR DR TOT	PF					BS	BA			
1 Jalen Hill	F	42:58	7-15	2-5	2-2	2	7	9	2	1	18	1	0	0	2
35 Tanner Groves	F	23:46	3-6	0-0	1-1	4	6	10	5	1	7	0	1	2	2
12 Milos Uzan	G	36:32	4-10	2-2	0-0	3	3	3	2	18	1	4	1	0	0
25 Grant Sherfield	G	42:56	4-17	3-12	0-0	0	5	2	3	11	5	4	3	0	0
34 Jacob Groves	G	21:02	2-9	1-4	0-1	2	3	1	1	5	2	1	0	1	-3
14 Bijan Cortes	G	24:18	1-3	0-1	0-1	0	1	1	2	2	3	2	0	1	-6
22 CJ Noland	G	16:11	2-4	1-3	0-0	1	1	1	1	5	1	0	2	0	-2
10 Sam Godwin	G	15:17	1-1	0-0	0-0	1	2	3	4	1	2	1	0	0	-2
Team					0	0	0			0	3				
Totals		27:65	9-27	5-6	8	27	35	20	12	68	14	14	9	6	3

Technical Fouls: NONE

Shooting By Period	
1 st FG%	10.27 37.0%
3PT%	3.11 27.3%
FT%	1.1 100%
2 nd FG%	12.29 41.4%
3PT%	1.5 40.0%
FT%	2.2 100%
OT FG%	5.9 55.8%
3PT%	0.1 0.0%
FT%	2.3 68.7%
GM FG%	27.65 41.5%

GAME 17 - NO. 10 TEXAS 72, TEXAS TECH 70



Official Basketball Box Score - Final
Texas Tech at Texas
 01/14/23 Moody Center, Austin
 2022-23 Men's Basketball

Game Time: 7:00 PM
 Game Duration: 2:23
 Attendance: 11,313

Officials: Doug Simons, Mike Roberts, Brooks Wells

Record: 10-7 (0-5)

NO. Name	Min	FG		3P		FT		Rebounds		Fouls		TP	AS	TO	ST	Blocks		+/-	
		M-A	M-A	M-A	M-A	OR	DR	OR	DR	PF	FD					BS	BA		
0 Kevin Obanor	33:23	3-8	0-3	2-4	4-6	10-4	3-8	0-4	1-1	0-1	1-9								
12 Daniel Batcho	19:11	0-1	0-0	0-0	0-1	1-1	5-0	0-2	3-0	1-1	-8								
2 Pop Isaacs	35:38	7-19	5-9	4-4	0-2	2-2	2-4	23-3	1-0	0-0	3-4								
20 Jaylon Tyson	36:49	5-9	1-4	1-2	12-14	5-1	12-1	13-0	0-0	0-0	-4								
23 De'Von Harmon	31:51	3-8	1-1	6-8	1-0	1-1	3-5	13-0	0-2	0-2	5-5								
1 Lamar Washington	09:20	1-4	0-1	0-0	1-0	1-2	2-0	2-0	1-1	1-0	1-6								
11 Fardaus Aimaq	28:58	5-12	1-3	1-2	2-3	5-1	2-12	2-3	0-0	1-1									
3 D'Maurian Williams	04:06	0-0	0-0	0-0	0-0	0-0	0-0	0-0	0-0	0-0	0-0								
4 Robert Jennings	00:44	0-0	0-0	0-0	0-0	0-0	0-0	0-0	0-0	0-0	0-0								
Team																			
Totals		24-61	8-21	14-20	14	26	40	22	15	70	8	15	4	1	9	2			

Technical Fouls: Aimaq 2nd 14:38

Record: 15-2 (4-1)

NO. Name	Min	FG		3P		FT		Rebounds		Fouls		TP	AS	TO	ST	Blocks		+/-	
		M-A	M-A	M-A	M-A	OR	DR	OR	DR	PF	FD					BS	BA		
0 Timmy Allen	28:31	6-9	0-1	5-6	0-2	2-2	3-5	17-2	4-0	0-0	-5								
1 Dyan Disu	19:09	0-1	0-1	0-0	0-2	2-1	3-0	0-2	0-0	5-0	-9								
23 Dillon Mitchell	20:05	1-1	0-0	0-1	2-3	5-0	1-2	1-0	1-1	0-1									
4 Tyrese Hunter	35:59	0-4	0-0	0-0	2-2	2-0	0-0	1-1	1-1	1-1									
5 Marcus Carr	33:11	7-18	4-13	2-3	0-6	6-2	2-20	3-1	0-0	0-0									
10 Sir'Jabari Rice	29:23	4-10	2-6	8-10	0-2	2-2	7-18	4-2	2-2	2-0	6								
32 Christian Bishop	19:43	2-2	0-0	3-4	2-4	6-4	4-7	0-2	3-0	0-0	10								
30 Brock Cunningham	13:05	1-4	1-2	0-0	2-2	1-0	3-0	0-0	0-0	0-0	6								
2 Arterio Morris	10:54	1-2	1-2	0-0	0-0	0-0	0-0	5-1	1-0	0-0	2								
Team																			
Totals		23-53	8-28	18-24	6	27	33	15	22	72	12	14	7	9	1	2			

Technical Fouls: NONE

Biggest lead	TTU		TEX
	1st	2nd	
Biggest lead	12 (1 st 1:12)	7 (2 nd 9:17)	
Best Scoring Run	7 (1 st 16:01)	9 (2 nd 0:31)	
Lead Changes	2	0	
Times Tied	3	8	
Time with Lead	25:58	09:56	

Points from	TTU		TEX
	1st	2nd	
Points from Turnovers	17	21	
Paint	28	16	
Second Chance	14	7	
Fast Breaks	8	8	
Bench	14	33	

Period by Period Scoring	TTU		TOT
	1st	2nd	
Period by Period Scoring	34	36	70
TEX	25	47	72

GAME 18 - NO. 21 BAYLOR 81, TEXAS TECH 74



Official Basketball Box Score - Final
Baylor at Texas Tech
 01/17/23 United Supermarkets Arena, Lubbock
 2022-23 Men's Basketball

Game Time: 8:00 PM
 Game Duration: 1:56
 Attendance: 14,152

Officials: John Higgins, Marquet Pettigrew, Michael Greenstein

Record: 13-5 (3-3)

NO. Name	Min	FG		3P		FT		Rebounds		Fouls		TP	AS	TO	ST	Blocks		+/-	
		M-A	M-A	M-A	M-A	OR	DR	OR	DR	PF	FD					BS	BA		
0 Flo Thamba	22:39	0-0	0-0	2-2	1-1	2-3	3-3	2-2	0-0	0-0	6								
11 Jalen Bridges	31:37	6-9	1-4	1-1	3-2	5-3	3-2	14-1	1-0	1-0	-1								
1 Keyonte George	32:06	8-15	5-11	6-6	2-3	5-3	4-4	27-3	2-1	0-0	2-8								
4 LJ Cryer	29:38	5-7	4-4	4-7	0-4	4-4	4-4	18-1	0-0	0-0	0-0								
10 Adam Flagler	38:35	4-14	1-8	0-0	0-1	0-0	0-0	9-5	0-0	3-0	6								
13 Langston Love	18:53	1-7	0-2	1-2	0-0	2-0	1-1	3-2	0-0	1-0	0-7								
15 Josh Ojiamwuna	17:21	3-4	0-0	0-0	0-0	3-3	6-3	0-2	0-0	1-0	1-1								
33 Caleb Lohner	09:08	1-2	0-0	0-0	0-0	3-3	2-0	2-0	1-0	0-0	0-8								
Team																			
Totals		28-58	11-29	14-18	12	19	31	18	14	81	16	3	7	1	2	7			

Technical Fouls: NONE

Record: 10-8 (0-6)

NO. Name	Min	FG		3P		FT		Rebounds		Fouls		TP	AS	TO	ST	Blocks		+/-	
		M-A	M-A	M-A	M-A	OR	DR	OR	DR	PF	FD					BS	BA		
0 Kevin Obanor	27:18	4-6	1-2	1-1	2-2	4-2	1-10	0-1	0-0	-13									
11 Fardaus Aimaq	24:16	5-8	1-1	1-3	4-5	9-0	4-12	1-1	0-0	1-1									
2 Pop Isaacs	34:08	4-15	3-13	3-4	0-1	1-2	3-14	5-4	0-0	0-5									
20 Jaylon Tyson	32:53	7-13	3-8	2-2	4-8	12-4	3-19	1-1	2-0	0-0	-6								
23 De'Von Harmon	38:05	2-4	0-1	0-0	0-0	2-3	4-6	2-0	1-0	0-3									
12 Daniel Batcho	22:02	1-1	0-0	1-2	0-3	2-4	3-2	0-0	0-0	0-0	-7								
1 Lamar Washington	04:20	0-0	0-0	0-0	0-0	0-0	0-0	0-0	0-0	0-0	-7								
24 Kerwin Walton	22:16	4-6	4-6	0-0	0-0	0-0	2-0	12-2	0-0	0-0	0								
5 KJ Allen	00:29	0-0	0-0	0-0	0-0	0-0	0-0	0-0	0-0	0-0	-1								
3 D'Maurian Williams	03:13	0-0	0-0	0-0	0-0	0-0	0-0	0-0	0-0	0-0	0								
Team																			
Totals		27-53	12-31	8-15	11	20	31	14	18	74	17	9	2	1	7				

Technical Fouls: NONE

Biggest lead	BAY		TTU
	1st	2nd	
Biggest lead	16 (2 nd 10:50)	2 (1 st 19:07)	
Best Scoring Run	9 (2 nd 10:50)	7 (2 nd 19:10)	
Lead Changes	2	0	
Times Tied	3	6	
Time with Lead	38:06	00:21	

Points from	BAY		TTU
	1st	2nd	
Points from Turnovers	12	8	
Paint	26	18	
Second Chance	16	13	
Fast Breaks	7	6	
Bench	11	15	

Period by Period Scoring	BAY		TOT
	1st	2nd	
Period by Period Scoring	48	33	81
TTU	40	34	74

GAME 19 - NO. 13 KANSAS STATE 68, TEXAS TECH 58



Official Basketball Box Score - Final
Texas Tech at Kansas St.
 01/21/23 Bramlage Coliseum, Manhattan
 2022-23 Men's Basketball

Game Time: 1:00 PM
 Game Duration: 2:17
 Attendance: 11,000

Officials: Kipp Kissinger, Bret Smith, Chance Moore

Record: 10-9 (0-7)

NO. Name	Min	FG		3P		FT		Rebounds		Fouls		TP	AS	TO	ST	Blocks		+/-	
		M-A	M-A	M-A	M-A	OR	DR	OR	DR	PF	FD					BS	BA		
0 Kevin Obanor	35:51	4-12	1-6	0-5	5-3	8-3	5-9	3-1	4-0	0-0	-10								
11 Fardaus Aimaq	19:42	3-8	0-0	0-0	4-2	6-2	2-1	6-1	4-0	0-1	-2								
2 Pop Isaacs	34:29	4-16	3-11	2-2	0-2	2-2	1-2	13-3	3-1	1-0	-12								
20 Jaylon Tyson	34:10	3-12	1-6	1-2	3-4	7-4	1-8	0-0	0-0	1-0	-17								
23 De'Von Harmon	34:10	3-12	1-6	1-2	3-4	7-4	1-8	0-0	0-0	1-0	-17								
12 Daniel Batcho	29:22	5-16	1-5	2-2	1-5	6-1	1-13	1-3	2-0	2-11									
1 Lamar Washington	19:58	3-4	0-0	0-1	3-1	4-1	3-1	8-0	1-1	1-0	-8								



GAME 21 - TEXAS TECH 76, LSU 68

Official Basketball Box Score - Final
Texas Tech at LSU
 01/28/23 Maravich Assembly Center, Baton Rouge
 2022-23 Men's Basketball
 Game Time: 1:00 PM
 Game Duration: 2:09
 Attendance: 9,009

NO.	Name	Min	FG			3P			FT			Rebounds			Fouls		TP	AS	TO	ST	Blocks		+/-
			M	A	%	M	A	%	O	DR	TOT	P	F	O	DR	TOT					BS	BA	
0	Kevin Obanor	36:09	8-15	3-6	3-5	1-3	4-4	2-3	22-0	1-0	1-3	2-2	0-1	0-1	0-1	3-2							
12	Daniel Batcho	32:31	2-8	0-0	4-4	4-3	7-7	1-5	8-2	1-1	2-0	0-0											
20	Jaylon Tyson	22:02	1-4	0-0	2-4	2-5	7-7	2-2	4-1	2-2	0-0	-5											
23	De'Von Harmon	34:05	5-10	2-2	2-2	1-3	4-4	2-1	14-8	2-0	0-1	6											
24	Kerwin Walton	21:33	6-7	5-6	0-0	1-0	1-3	0-0	17-0	1-0	0-0	0											
1	Lamar Washington	05:55	0-1	0-1	0-0	0-0	0-0	2-0	0-0	1-1	0-0	2											
4	Robert Jennings	06:21	0-1	0-0	0-0	2-0	2-1	1-1	0-0	0-1	1-1	0-3											
5	KJ Allen	06:19	0-1	0-1	1-2	0-1	1-1	1-1	1-1	0-0	2-0	0-12											
3	D'Maurian Williams	13:15	1-2	1-1	2-2	0-0	0-0	2-1	5-1	0-1	0-0	14											
22	Elijah Fisher	21:50	2-5	0-1	1-2	3-6	9-1	2-5	0-1	2-1	0-6												
Team						1-0	1-1		0-0		1-1												
Totals			25-54	11-18	15-21	15-21	36-17	16-76	14-11	9-5	4-8												

NO.	Name	Min	FG			3P			FT			Rebounds			Fouls		TP	AS	TO	ST	Blocks		+/-
			M	A	%	M	A	%	O	DR	TOT	P	F	O	DR	TOT					BS	BA	
12	KJ Williams	33:55	5-18	2-5	2-3	4-5	9-4	4-4	14-10	1-0	1-2	2-1											
20	Derek Fountain	22:27	3-5	0-1	4-4	3-3	6-3	5-10	0-0	0-1	0-0	-2											
1	Cam Hayes	05:52	4-9	1-4	0-0	0-2	2-2	0-9	1-2	1-0	1-1												
11	Justice Williams	03:10	1-8	0-4	0-0	3-2	5-1	1-2	4-2	1-0	1-0												
44	Adam Miller	03:11	6-12	5-10	3-4	1-2	3-4	1-20	1-2	2-2	0-1-4												
0	Trae Hannibal	19:57	2-3	0-0	3-4	1-1	2-1	3-3	7-1	1-1	0-0	-13											
3	Justice Hill	08:50	1-3	1-2	0-0	0-0	0-0	0-3	1-2	0-0	0-8												
4	Kendal Coleman	08:59	0-1	0-0	0-0	1-0	1-0	0-0	0-1	0-0	0-16												
13	Jalen Reed	14:39	0-0	0-0	3-4	2-1	3-1	3-3	0-1	0-1	0-3												
Team						2-1	3-1		0-0		0-0												
Totals			22-59	9-26	15-19	17-17	34-16	17-68	10-10	6-4	5-8												

Biggest lead	TTU		LSU	
	1st	2nd	1st	2nd
Biggest lead	11 (1st 9:33)	5 (2nd 8:59)		
Best Scoring Run	9 (1st 12:40)	10 (2nd 8:59)		
Lead Changes	12			
Times Tied	4			
Time with Lead	32:04	05:15		

GAME 22 - TEXAS TECH 80, NO. 13 IOWA STATE 77 (OT)

Official Basketball Box Score - Final
Iowa St. at Texas Tech
 01/30/23 United Supermarkets Arena, Lubbock
 2022-23 Men's Basketball
 Game Time: 8:00 PM
 Game Duration: 2:33
 Attendance: 10,428

NO.	Name	Min	FG			3P			FT			Rebounds			Fouls		TP	AS	TO	ST	Blocks		+/-
			M	A	%	M	A	%	O	DR	TOT	P	F	O	DR	TOT					BS	BA	
21	Osun Osunniyi	26:18	2-4	0-1	2-4	1-5	6-3	3-3	6-0	1-0	3-0	2-7											
2	Caleb Grill	36:41	8-12	8-12	0-0	1-2	3-4	0-24	3-3	1-0	0-0												
3	Tamin Lipsey	39:56	4-6	0-1	3-4	0-5	5-5	3-11	4-4	2-0	0-3												
13	Jaren Holmes	32:52	3-12	1-7	2-4	1-1	2-4	3-9	2-4	1-0	0-9												
22	Gabe Kalscheur	45:00	8-19	0-6	3-7	3-4	7-3	2-2	0-0	2-0	0-3												
0	Tre King	16:15	1-2	0-0	0-0	4-3	7-3	2-2	0-0	0-0	0-3												
12	Robert Jones	18:42	1-3	0-0	2-2	0-3	3-2	1-4	0-1	0-1	0-1												
4	Demarion Watson	09:16	1-1	0-0	0-0	1-2	3-3	0-2	0-0	0-2	0-1												
Team						0-2	2-0		0-0		0-0												
Totals			28-59	9-27	12-21	11-27	38-28	15-77	11-17	6-6	0-3												

NO.	Name	Min	FG			3P			FT			Rebounds			Fouls		TP	AS	TO	ST	Blocks		+/-
			M	A	%	M	A	%	O	DR	TOT	P	F	O	DR	TOT					BS	BA	
0	Kevin Obanor	42:14	5-11	3-5	11-15	5-8	13-3	9-9	24-1	3-1	0-2	4											
12	Daniel Batcho	10:40	0-1	0-0	0-0	2-1	3-0	1-0	1-1	0-0	0-13												
20	Jaylon Tyson	36:00	4-9	1-4	2-3	3-6	9-3	3-11	2-1	4-0	0-9												
23	De'Von Harmon	35:06	5-17	0-4	6-8	0-4	1-1	5-16	5-1	1-0	2-9												
24	Kerwin Walton	21:16	2-7	1-5	0-0	0-1	3-0	5-1	0-0	0-0	0-9												
4	Robert Jennings	12:46	2-4	0-0	2-3	1-0	1-0	4-6	0-1	0-1	0-3												
22	Elijah Fisher	14:27	0-2	0-1	3-4	1-2	3-0	3-3	1-0	0-0	1-9												
1	Lamar Washington	26:17	3-5	0-2	2-4	0-1	1-3	8-0	1-0	2-0	0-18												
5	KJ Allen	07:57	1-1	1-1	0-0	0-0	0-0	0-3	0-0	0-0	0-6												
3	D'Maurian Williams	18:17	2-3	0-1	0-0	0-0	0-4	0-4	0-0	1-1	0-15												
Team						1-0	1-1		0-2		0-3												
Totals			24-60	6-23	26-37	13-23	36-15	28-80	12-10	9-0	6-3												

Biggest lead	ISU		TTU	
	1st	2nd	1st	2nd
Biggest lead	23 (2nd 12:38)	3 (1st 0:19)		
Best Scoring Run	8 (1st 6:29)	9 (2nd 8:39)		
Lead Changes	3			
Times Tied	2			
Time with Lead	41:46	01:50		

Opponent	Date	Score	W	Total		3-Pointers		Free throws		Rebounds				PF A TO BLK STL PTS AVG						
				FG-FGA	PCT	3FG-3FGA	PCT	FT-FTA	PCT	OFF	DEF	TOT	AVG	PF	A	TO	BLK	STL	PTS	AVG
Northwestern St.	11/07/2022	73-49	W	24-46	.522	7-18	.389	18-22	.818	10	33	43	43.0	11	19	20	5	5	73	73.0
Texas Southern	11/10/2022	78-54	W	28-61	.459	5-17	.294	17-22	.773	9	28	37	40.0	14	12	12	2	8	78	75.5
Louisiana Tech	11/14/2022	64-55	W	23-46	.500	7-18	.389	11-18	.611	7	28	35	38.3	13	16	20	11	8	64	71.7
vs Creighton	11/21/2022	65-76	L	27-62	.435	6-16	.375	5-7	.714	11	17	28	35.8	17	15	9	1	6	65	70.0
vs Louisville	11/22/2022	70-38	W	22-51	.431	5-19	.263	21-32	.656	13	32	45	37.6	19	12	16	4	14	70	70.0
vs Ohio St.	11/23/2022	73-80	L	28-55	.509	5-18	.278	12-13	.923	9	16	25	35.5	18	14	10	2	6	73	70.5
Georgetown	11/30/2022	79-65	W	29-57	.509	8-19	.421	13-16	.813	13	28	41	36.3	10	11	19	1	13	79	71.7
Nicholls	12/07/2022	78-71	W	21-42	.500	7-16	.438	29-46	.630	8	29	37	36.4	16	16	18	3	2	78	72.5
Eastern Wash.	12/13/2022	77-70	W	27-64	.422	4-25	.160	19-22	.864	13	22	35	36.2	14	10	9	1	11	77	73.0
vs Jackson St.	12/17/2022	102-52	W	36-65	.554	13-28	.464	17-23	.739	8	20	28	35.4	10	15	8	3	19	102	75.9
Houston Christian	12/21/2022	111-67	W	40-64	.625	9-22	.409	22-28	.786	7	28	35	35.4	18	27	14	4	11	111	79.1
South Carolina St.	12/27/2022	110-71	W	38-59	.644	14-28	.500	20-33	.606	11	35	46	36.3	20	26	12	1	9	110	81.7
at TCU	12/31/2022	61-67	L	22-52	.423	8-23	.348	9-18	.500	9	26	35	36.2	18	12	23	5	10	61	80.1
Kansas	01/03/2023	72-75	L	26-55	.473	10-21	.476	10-12	.833	7	21	28	35.6	6	10	15	5	6	72	79.5
Oklahoma	01/07/2023	63-68	Lot	21-57	.368	2-18	.111	19-25	.760	10	29	39	35.8	12	7	13	3	5	63	78.4
at Iowa St.	01/10/2023	50-84	L	19-52	.365	5-26	.192	7-10	.700	7	21	28	35.3	11	10	19	6	9	50	76.6
at Texas	01/14/2023	70-72	L	24-61	.393	8-21	.381	14-20	.700	14	26	40	35.6	22	8	15	1	4	70	76.2
Baylor	01/17/2023	74-81	L	27-53	.509	12-31	.387	8-15	.533	11	20	31	35.3	14	17	9	2	2	74	76.1
at Kansas St.	01/21/2023	58-68	L	23-71	.324	7-29	.241	5-12	.417	23	18	41	35.6	18	10	12	2	8	58	75.2
West Virginia	01/25/2023	61-76	L	21-54	.389	3-20	.150	16-23	.696	11	16	27	35.2	26	9	13	3	7	61	74.5
at LSU	01/28/2023	76-68	W	25-54	.463	11-18	.611	15-21	.714	15	21	36	35.2	17	14	11	5	9	76	74.5
Iowa St.	01/30/2023	80-77	Wot	24-60	.400	6-23	.261	26-37	.703	13	23	36	35.3	15	12	10	0	9	80	74.8
Total		1645		575-1241	.463	162-474	.342	333-475	.701	239	537	776	35.3	339	302	307	70	181	1645	74.8
Opponents		1484		525-1263	.416	176-538	.327	258-364	.709	233	487	720	32.7	403	274	338	87	159	1484	67.5

Texas Tech Averages

Games Played	Points/game	FG Pct	3FG Pct	FT Pct	Rebounds/game	Assists/game	Turnovers/game	Assist/Turnover ratio	Steals/game	Blocks/game
22	74.8	46.3	34.2	70.1	35.3	13.7	14.0	1.0	8.2	3.2

Summary

Player	Season Statistics										Career Statistics									
	GP-GS	MIN/G	FG%	3FG%	FT%	R/G	A/G	STL	BLK	PTS/G	GP-GS	MIN/G	FG%	3FG%	FT%	R/G	A/G	STL	BLK	PTS/G
AIMAQ, Fardaws	3-2	24.3	.464	.500	.400	6.7	1.3	0	0	10.0	86-61	26.5	.492	.462	.643	10.9	1.2	33	99	12.6
ALLEN, KJ	19-0	10.9	.600	.143	.556	2.4	0.5	6	4	3.1	38-0	9.3	.571	.100	.469	2.1	0.4	13	6	2.5
BATCHO, Daniel	19-16	25.8	.612	.600	.578	6.4	1.5	11	35	8.7	52-16	15.7	.617	.429	.587	4.0	0.8	16	52	4.6
FISHER, Elijah	18-0	11.6	.447	.231	.500	1.9	0.6	4	3	3.1	18-0	11.6	.447	.231	.500	1.9	0.6	4	3	3.1
HARMON, De'Vion	22-22	31.0	.444	.241	.685	2.8	3.7	41	4	12.5	113-100	30.6	.427	.334	.711	2.6	2.4	149	10	10.6
ISAACS, Pop	19-19	28.8	.363	.370	.868	1.9	2.8	23	0	11.6	19-19	28.8	.363	.370	.868	1.9	2.8	23	0	11.6
JENNINGS, Robert	20-4	9.4	.477	.333	.656	2.1	0.1	8	3	3.3	20-4	9.4	.477	.333	.656	2.1	0.1	8	3	3.3
OBANOR, Kevin	22-22	30.6	.498	.337	.790	6.5	1.0	23	4	15.7	145-126	27.0	.503	.385	.817	7.1	0.7	66	69	13.9
TYSON, Jaylon	21-21	27.2	.448	.361	.694	5.9	1.4	33	7	9.5	29-21	21.6	.444	.342	.692	4.6	1.1	37	9	7.3
WALTON, Kerwin	20-2	12.8	.500	.468	.833	1.0	0.5	3	4	4.4	80-23	16.0	.432	.412	.868	1.4	1.0	25	13	5.4
WASHINGTON, Lamar	22-1	15.5	.453	.125	.676	1.9	1.9	19	5	3.3	22-1	15.5	.453	.125	.676	1.9	1.9	19	5	3.3
WILLIAMS, CJ	6-0	2.6	.143	.000	1.000	0.5	0.0	0	0	1.0	6-0	2.6	.143	.000	1.000	0.5	0.0	0	0	1.0
WILLIAMS, D'Maurian	18-1	11.0	.422	.357	.810	1.3	0.7	10	1	3.6	75-35	24.1	.410	.386	.763	3.2	1.9	67	8	10.6

Scoring

Player	Season Statistics								Career Statistics							
	FG-FGA	FG%	3FG-3FGA	3FG%	FT-FTA	FT%	PTS	PTS/G	FG-FGA	FG%	3FG-3FGA	3FG%	FT-FTA	FT%	PTS	PTS/G
AIMAQ, Fardaws	13-28	.464	2-4	.500	2-5	.400	30	10.0	411-836	.492	24-52	.462	240-373	.643	1086	12.6
ALLEN, KJ	24-40	.600	1-7	.143	10-18	.556	59	3.1	40-70	.571	1-10	.100	15-32	.469	96	2.5
BATCHO, Daniel	63-103	.612	3-5	.600	37-64	.578	166	8.7	87-141	.617	3-7	.429	61-104	.587	238	4.6
FISHER, Elijah	21-47	.447	3-13	.231	10-20	.500	55	3.1	21-47	.447	3-13	.231	10-20	.500	55	3.1
HARMON, De'Vion	99-223	.444	13-54	.241	63-92	.685	274	12.5	433-1015	.427	132-395	.334	204-287	.711	1202	10.6
ISAACS, Pop	70-193	.363	47-127	.370	33-38	.868	220	11.6	70-193	.363	47-127	.370	33-38	.868	220	11.6
JENNINGS, Robert	21-44	.477	2-6	.333	21-32	.656	65	3.3	21-44	.477	2-6	.333	21-32	.656	65	3.3
OBANOR, Kevin	116-233	.498	31-92	.337	83-105	.790	346	15.7	685-1363	.503	201-522	.385	451-552	.817	2022	13.9
TYSON, Jaylon	74-165	.448	26-72	.361	25-36	.694	199	9.5	80-180	.444	26-76	.342	27-39	.692	213	7.3
WALTON, Kerwin	30-60	.500	22-47	.468	5-6	.833	87	4.4	147-340	.432	103-250	.412	33-38	.868	430	5.4
WASHINGTON, Lamar	24-53	.453	2-16	.125	23-34	.676	73	3.3	24-53	.453	2-16	.125	23-34	.676	73	3.3
WILLIAMS, CJ	1-7	.143	0-3	.000	4-4	1.000	6	1.0	1-7	.143	0-3	.000	4-4	1.000	6	1.0
WILLIAMS, D'Maurian	19-45	.422	10-28	.357	17-21	.810	65	3.6	261-636	.410	142-368	.386	132-173	.763	796	10.6

TEXAS TECH RECORDS - YEAR-BY-YEAR & COACHING RECORDS

SEASON	OVERALL			CONF.			SEASON	OVERALL			CONF.			SEASON	OVERALL			CONF.		
	W-L	W-L	FINISH	W-L	W-L	FINISH		W-L	W-L	FINISH	W-L	W-L	FINISH		W-L	W-L	FINISH	W-L	W-L	FINISH
1925-26	6-8	—	—	5-4	1-4	0-0	1959-60	10-14	7-7	T-4th	6-5	4-7	0-2	1993-94	17-11	10-4	T-2nd	8-4	6-5	3-2
1926-27	8-10	—	—	6-3	2-7	0-0	1960-61	15-10	11-3	1st	9-4	5-5	1-1	1994-95	20-10	11-3	T-1st	13-0	4-8	3-2
1927-28	9-7	—	—	5-3	4-4	0-0	1961-62	19-8	11-3	T-1st	10-2	7-4	2-2	1995-96	30-2	14-0	1st	13-0	11-0	6-2
1928-29	9-8	—	—	6-4	3-4	0-0	1962-63	6-17	6-8	T-5th	4-8	2-9	0-0	1996-97	19-9	10-6	T-3rd	9-3	7-4	3-2
1929-30	13-6	—	—	10-2	3-4	0-0	1963-64	16-7	11-3	2nd	11-1	5-6	0-0	1997-98	13-14	7-9	T-7th	8-5	5-8	0-1
1930-31	11-9	—	—	7-3	4-6	0-0	1964-65	17-6	12-2	1st	10-1	6-4	1-1	1998-99	13-17	5-11	T-10th	10-5	2-9	1-3
1931-32	9-14	—	—	5-4	4-10	0-0	1965-66	13-11	8-6	3rd	10-3	3-8	0-0	1999-00	12-16	3-13	11th	8-7	4-8	0-1
1932-33	15-8	5-1	1st	6-4	9-4	0-0	1966-67	9-15	7-7	5th	7-5	2-10	0-0	2000-01	9-19	3-13	T-11th	6-8	2-9	1-2
1933-34	18-5	7-1	1st	9-3	9-2	0-0	1967-68	9-15	5-9	T-7th	7-5	2-10	0-0	2001-02	23-9	10-6	T-3rd	15-2	6-5	2-2
1934-35	14-10	9-1	1st	10-6	4-4	0-0	1968-69	11-13	6-8	T-4th	6-7	5-6	0-0	2002-03	22-13	6-10	T-7th	13-4	6-6	3-3
1935-36	10-10	8-6	3rd	4-4	6-6	0-0	1969-70	14-10	8-6	T-3rd	10-3	3-7	1-0	2003-04	23-11	9-7	T-5th	15-1	4-7	4-3
1936-37	18-7	11-5	2nd	10-1	5-5	3-1	1970-71	16-10	9-5	3rd	11-3	4-7	1-0	2004-05	22-11	10-6	4th	13-2	5-5	4-4
1937-38	9-13	7-7	T-4th	4-6	4-4	1-3	1971-72	14-12	8-6	5th	9-3	5-6	0-3	2005-06	15-17	6-10	T-7th	12-4	2-9	1-4
1938-39	13-6	13-5	2nd	8-2	5-3	0-1	1972-73	19-8	12-2	1st	11-2	7-5	1-1	2006-07	21-13	9-7	5th	13-3	6-5	2-5
1939-40	21-7	5-1	N/A	11-0	7-5	3-2	1973-74	17-9	10-4	T-2nd	10-3	7-6	0-0	2007-08	16-15	7-9	T-7th	13-2	2-10	1-3
1940-41	19-6	6-0	N/A	10-0	7-2	2-4	1974-75	18-8	11-3	T-2nd	11-2	7-5	0-1	2008-09	14-19	3-13	11th	12-6	0-11	2-2
1941-42	16-11	12-4	2nd	8-1	6-7	2-3	1975-76	25-6	13-3	2nd	12-1	7-3	6-2	2009-10	19-16	4-12	T-9th	14-5	4-10	1-1
1942-43	13-11	7-5	5th	6-3	6-4	1-4	1976-77	20-9	12-4	3rd	11-2	7-4	2-3	2010-11	13-19	5-11	T-10th	11-7	2-9	0-3
1943-44	5-18	—	—	4-9	0-7	1-2	1977-78	19-10	10-6	4th	11-3	6-3	2-4	2011-12	8-23	1-17	10th	7-8	1-11	0-4
1944-45	10-14	—	—	5-3	4-9	1-2	1978-79	19-11	9-7	T-4th	11-4	4-5	4-2	2012-13	11-20	3-15	9th	9-11	1-8	1-1
1945-46	15-10	7-4	3rd	10-2	4-7	1-1	1979-80	16-13	8-8	T-4th	11-2	4-7	1-4	2013-14	14-18	6-12	9th	11-6	2-10	1-2
1946-47	10-12	8-8	T-5th	8-1	1-9	1-2	1980-81	15-13	8-8	T-4th	12-2	2-10	1-1	2014-15	13-19	3-15	10th	13-6	0-10	0-3
1947-48	16-12	10-6	2nd	9-1	3-9	4-2	1981-82	17-11	8-8	6th	11-3	5-7	1-1	2015-16	19-13	9-9	7th	14-3	3-7	2-3
1948-49	21-9	11-5	2nd	10-0	6-6	5-3	1982-83	11-20	7-9	6th	8-5	3-9	0-6	2016-17	18-14	6-12	7th	16-3	1-9	1-2
1949-50	14-12	8-8	5th	8-4	6-7	0-1	1983-84	17-12	10-6	4th	9-3	7-5	1-4	2017-18	27-10	11-7	T-2nd	17-1	4-6	6-3
1950-51	14-15	10-6	3rd	8-3	5-10	1-2	1984-85	23-8	12-4	1st	12-3	7-4	4-1	2018-19	31-7	14-4	T-1st	17-1	6-3	8-3
1951-52	14-10	9-5	3rd	8-1	4-7	2-2	1985-86	17-14	9-7	5th	8-7	5-6	4-1	2019-20	18-13	9-9	T-3rd	13-4	3-7	2-2
1952-53	14-10	9-5	3rd	8-1	3-8	3-1	1986-87	15-14	9-7	T-3rd	10-3	3-10	2-1	2020-21	18-11	9-8	6th	11-4	5-4	2-3
1953-54	21-5	11-1	1st	8-0	9-4	4-1	1987-88	9-19	4-12	7th	8-4	0-14	1-1	2021-22	27-10	12-6	3rd	18-0	3-7	6-3
1954-55	18-7	9-3	T-1st	8-0	6-5	4-2	1988-89	13-15	8-8	T-4th	9-7	4-7	0-1	2022-23	12-10	1-8	TBD	9-4	1-4	2-2
1955-56	13-12	8-4	1st	9-0	4-8	0-4	1989-90	5-22	0-16	9th	4-10	0-12	1-0							
1956-57	12-11	—	—	8-5	3-4	1-2	1990-91	8-23	4-12	T-7th	4-10	3-10	1-3							
1957-58	15-8	8-6	T-3rd	9-2	5-4	1-2	1991-92	15-14	6-8	5th	8-5	5-7	2-2							
1958-59	15-9	8-6	3rd	11-0	2-8	2-1	1992-93	18-12	6-8	5th	8-4	4-7	6-1							



ALL-TIME COACHING RECORDS - Coming into 2022-23 season

COACH	SEASONS	TOTAL SEASONS			ALL GAMES			CONF. GAMES			HOME		AWAY		NEUTRAL	
		SEASONS	W-L	PCT.	W-L	PCT.	W-L	PCT.	W-L	PCT.	W-L	PCT.	W-L	PCT.		
Grady Higgenbotham	1925-1927	2	14-18	.438	—	—	11-7	.611	3-11	.214	0-0	.000				
Victor Payne	1927-1930	3	31-21	.596	—	—	21-9	.700	10-12	.455	0-0	.000				
W.L. Golightly	1930-1931	1	11-9	.550	—	—	7-3	.700	4-6	.400	0-0	.000				
Dell Morgan	1931-1934	3	42-27	.609	12-2	.857	20-11	.645	22-16	.579	0-0	.000				
Virgil Ballard	1934-1935	1	14-10	.583	9-1	.900	10-6	.625	4-4	.500	0-0	.000				
Berl Huffman	1935-42, 1946-47	8	116-72	.617	70-36	.660	63-15	.808	41-41	.500	12-16	.429				
Polk Robison	1942-46, 1947-61	18	255-197	.564	133-74	.643	144-43	.770	79-119	.399	32-35	.478				
Gene Gibson	1961-1969	8	100-92	.521	66-46	.589	65-32	.670	32-57	.360	3-3	.500				
Bob Bass	1969-1971	1.5	22-15	.595	9-6	.600	16-5	.762	4-10	.286	2-0	1.000				
Gerald Myers	1971-1991	20.5	325-262	.554	180-145	.554	197-80	.711	96-142	.403	32-40	.444				
James Dickey ^	1991-2001	10	166-124	.574	75-75	.500	91-41	.689	50-65	.435	25-18	.581				
Bob Knight	2001-2008	6.7	138-82	.627	53-49	.520	91-16	.850	30-43	.411	17-23	.425				
Pat Knight	2008-2011	3.3	50-61	.450	16-42	.276	40-20	.667	7-34	.171	3-7	.300				
Billy Gillispie	2011-2012	1	8-23	.258	1-17	.055	7-8	.467	1-11	.083	0-4	.000				
Chris Walker	2012-13	1	11-20	.355	3-15	.167	9-11	.450	1-8	.111	1-1	.500				
Tubby Smith	2013-15	3	46-50	.479	18-36	.333	38-15	.717	5-27	.156	3-8	.273				
Chris Beard	2016-21	5	112-55	.681	49-40	.555	74-13	.875	19-29	.359	19-13	.629				
Mark Adams	2021-22	1	27-10	.730	12-6	.666	18-0	1.000	3-10	.300	6-3	.666				
OVERALL		97	1488-1148	.561	706-590	.543	920-335	.729	411-645	.389	155-171	.471				

^ — Texas Tech vacated its 1995-96 NCAA Tournament appearance which adjusted the team's record from 30-2 (14-0 SWC) to 28-1 (14-0 SWC) for the use of an ineligible player. Texas Tech also forfeited 11 wins during the 1996-97 season which adjusted the team's record from (10-6 Big 12) to 8-20 (0-16 Big 12) for the use of an ineligible player. Actual totals are shown.

TEXAS TECH • UNITED SUPERMARKETS ARENA W-L RECORDS

YEAR-BY-YEAR RECORD AT UNITED SUPERMARKETS ARENA

SEASON	GAMES	NON-CONFERENCE RECORD	BIG 12 RECORD	OVERALL RECORD
1999-2000	15	6-1	2-6	8-7
2000-01	14	3-3	3-5	6-8
2001-02	17	8-1	7-1	15-2
2002-03	17	9-0	4-4	13-4
2003-04	16	8-0	7-1	15-1
2004-05	15	7-0	6-2	13-2
2005-06	16	7-1	5-3	12-4
2006-07	16	7-1	6-2	13-3
2007-08	15	7-0	6-2	13-2
2008-09	18	9-1	3-5	12-6
2009-10	19	11-0	3-5	14-5
2010-11	18	8-2	3-5	11-7
2011-12	15	6-0	1-8	7-8
2012-13	20	7-4	2-7	9-11
2013-14	17	7-1	4-5	11-6
2014-15	19	10-0	3-6	13-6
2015-16	17	8-0	6-3	14-3
2016-17	19	10-0	6-3	16-3
2017-18 ^	17	8-0	8-1	16-1
2018-19 *	17	8-0	8-1	16-1
2019-20	17	7-1	6-3	13-4
2020-21	15	6-0	5-4	11-4
2021-22	18	9-0	9-0	18-0
2022-23	13	8-0	1-4	9-4

^ - Texas Tech played Rice on 12/16/2017 at Lubbock Municipal Coliseum

* - Texas Tech played ACU on 12/15/2018 at Lubbock Municipal Coliseum



TEXAS TECH • UNITED SUPERMARKETS ARENA ATTENDANCE RECORDS

DATE	OPPONENT	RESULT	ATTENDANCE
02/01/2022	[23] Texas	W • 77-64	15,300
01/26/2004	[16] Texas	L • 62-61 • OT	15,250
02/22/2005	Texas	W • 69-65	15,152
11/08/2022	Northwestern State	W • 73-49	15,098
02/28/2022	Kansas State	W • 73-68	15,098
02/22/2022	Oklahoma	W • 66-42	15,098
01/29/2022	Mississippi State	W • 76-50	15,098
01/18/2022	[15] Iowa State	W • 72-60	15,098
11/05/2019	Eastern Illinois	W • 85-60	15,098
11/09/2019	Bethune-Cookman	W • 79-44	15,098
01/07/2020	[4] Baylor	W • 57-52	15,098
01/18/2020	Iowa State	W • 72-52	15,098
02/29/2020	Texas	L • 68-58	15,098
03/07/2020	[1] Kansas	L • 66-62	15,098
01/05/2019	Kansas State	W • 63-57	15,098
01/16/2019	Iowa State	L • 68-64	15,098
02/23/2019	[12] Texas	W • 91-62	15,098
03/04/2019	Texas	W • 70-51	15,098
02/24/2018	[8] Kansas	L • 74-72	15,098
02/13/2018	[23] Oklahoma	W • 88-78	15,098
01/31/2018	Texas	W • 73-71 • OT	15,098
01/13/2018	[2] West Virginia	W • 72-71	15,098
02/08/2014	[19] Oklahoma State	W • 65-61	15,098
01/01/2007	New Mexico	W • 70-68	15,098
12/28/2006	UNLV	L • 74-66	15,098
02/23/2002	Texas A&M	W • 74-53	15,098
02/15/2003	[5] Oklahoma	L • 63-58	15,098
02/02/2002	Iowa State	W • 69-43	15,098
01/26/2002	[6] Oklahoma	W • 92-79	15,098
01/19/2002	[6] Oklahoma State	W • 94-70	15,098
01/14/2002	Texas	L • 74-71 • OT	15,098
03/05/2005	[20] Oklahoma	L • 74-54	15,078
11/19/1999	Indiana	L • 68-60	15,050
01/15/2005	Texas A&M	W • 70-56	15,048
01/19/2004	[11] Oklahoma	W • 67-47	15,018
03/01/2003	[5] Texas	L • 76-71	15,018
01/24/2007	[6] Texas A&M	W • 70-68	15,011
02/16/2022	[7] Baylor	W • 83-73	14,923
01/14/2022	Oklahoma State	W • 78-57	14,853
02/12/2022	TCU	W • 82-69	14,810
01/27/2020	[15] Kentucky	L • 76-74 (OT)	14,763
02/19/2020	Kansas State	W • 69-62	14,695
11/30/2022	Georgetown	W • 79-65	14,649
2/16/2019	Baylor	W • 86-61	14,598
01/22/2022	West Virginia	W • 78-65	14,556
02/17/2016	[3] Oklahoma	W • 65-63	14,471
01/03/2023	[3] Kansas	L • 75-72	14,385
01/04/2020	Oklahoma State	W • 85-50	14,325
01/08/2022	[6] Kansas	W • 75-67	14,320

01/26/2019	Arkansas	W • 67-64	14,290
11/09/2021	North Florida	W • 89-71	14,245
02/20/2002	Missouri	W • 91-68	14,426
01/15/2000	Texas A&M	L • 88-86	14,324
12/30/2001	Minnesota	W • 80-60	14,232
01/09/2016	[1] Kansas	L • 69-59	14,231
11/12/2021	Grambling	W • 88-62	14,171
01/17/2023	[21] Baylor	L • 81-74	14,152
01/8/2019	Oklahoma	W • 66-59	14,090
01/07/2023	Oklahoma	L • 68-63 (OT)	14,082
12/29/2019	CSU Bakersfield	W • 73-58	14,055
01/22/2000	[14] Texas	L • 72-59	14,045
01/01/2002	Wyoming	W • 90-84	13,956
02/12/2002	Baylor	W • 90-65	13,856
11/10/2022	Texas Southern	W • 70-69	13,835
12/01/2001	TCU	W • 99-86	13,811
02/11/2017	[3] Kansas	L • 80-79	13,806
01/06/2002	Kansas State	W • 74-49	13,791
12/17/2001	Louisiana-Lafayette	W • 89-72	13,713
12/22/2009	Stanford	W • 100-87	13,617
12/22/2001	Stetson	W • 101-47	13,609
01/29/2020	No. 12 West Virginia	W • 89-81	13,586
11/24/2001	Sam Houston State	L • 69-65	13,567
12/21/2019	UTRGV	W • 68-58	13,516
01/31/2007	[22] Texas	L • 76-64	13,498
11/24/2019	Long Island	W • 96-66	13,286
02/07/2018	Iowa State	W • 76-58	13,221
11/26/2001	UTEP	W • 81-56	13,093
02/12/2020	TCU	W • 88-42	13,050
01/29/2005	Nebraska	W • 84-68	13,049
01/10/2004	Oklahoma State	W • 83-62	13,043
11/15/2022	Louisiana Tech	W • 64-55	13,027
03/03/2018	TCU	W • 79-75	12,871
02/4/2019	West Virginia	W • 81-50	12,831
12/29/2017	[18] Baylor	W • 77-53	12,827
01/16/2016	[22] Baylor	L • 63-60	12,827
03/03/2003	[7] Kansas	L • 65-56	12,821
12/7/2022	Nicholls	W • 78-71	12,682
11/24/2021	Omaha	W • 96-40	12,670
02/18/2014	[8] Kansas	L • 64-63	12,667
03/01/2017	Texas	W • 67-57	12,643
01/23/2018	Oklahoma State	W • 75-70	12,585
11/21/2019	Tennessee State	W • 72-57	12,584
01/06/2018	Kansas State	W • 74-58	12,531
01/02/2016	Texas	W • 82-74	12,491
02/20/2010	[15] Texas	L • 71-67	12,481
12/15/2021	Arkansas State	W • 75-62	12,431
03/05/2014	Texas	W • 59-53	12,429
11/15/2021	Prairie View A&M	W • 84-49	12,419
01/17/2009	[11] Texas	L • 71-49	12,382

03/02/2016	Kansas State	W • 80-71	12,359
02/14/2005	[3] Kansas	W • 80-79 • 2OT	12,298
12/16/2019	Southern Miss	W • 71-65	12,290
02/27/2019	Oklahoma State	W • 84-80	12,248
11/27/2021	Lamar	W • 89-58	12,233
02/25/2014	Kansas State	L • 60-56	12,224
02/21/2004	Texas A&M	W • 76-60	12,135
12/22/2021	Eastern Washington	W • 78-46	12,133
12/28/2021	Alabama State	W • 75-53	12,059
02/22/2003	Texas A&M	W • 70-69	12,029
01/06/2001	[7] Kansas	L • 94-82	11,820
01/25/2023	West Virginia	L • 76-61	11,802
12/13/2022	Eastern Washington	W • 77-70	11,627
02/28/2009	[3] Oklahoma	L • 78-63	11,574
12/23/2006	Bucknell	W • 72-60	11,561
01/20/2007	[5] Kansas	W • 69-64	11,469
01/08/2005	[7] Oklahoma State	L • 76-66	11,456
02/13/2010	Texas A&M	L • 67-65	11,453
12/28/2018	UTRGV	W • 71-46	11,418
01/21/2017	Oklahoma State	L • 83-64	11,360
12/18/2000	Texas A&M-Corpus Christi	L • 86-80	11,352
03/06/2004	Iowa State	W • 72-58	11,285
01/16/2008	[10] Texas A&M	W • 68-53	11,268
03/01/2008	[5] Texas	W • 83-80	11,184
02/12/2000	Baylor	W • 79-68	11,161
01/28/2017	LSU	W • 77-64	11,056
02/05/2003	Nebraska	W • 75-49	11,008
02/07/2009	Baylor	W • 83-76	10,962
02/10/2001	Texas A&M	L • 72-70	10,931
02/24/2007	Oklahoma State	W • 59-57	10,898
12/01/2012	[9] Arizona	L • 85-57	10,782
01/23/2016	[6] West Virginia	L • 80-76	10,732
12/27/2011	Cal State Bakersfield	W • 74-58	10,678
01/29/2000	[18] Oklahoma	L • 78-61	10,624
02/21/2009	Texas A&M	L • 79-73	10,551
01/06/2007	Oklahoma	W • 68-54	10,550
01/01/2004	Minnesota	W • 90-73	10,524
01/29/2003	Colorado	W • 66-56	10,485
11/16/2001	William & Mary	W • 75-55	10,444
01/30/2023	[13] Iowa State	W • 80-77	10,428
02/02/2005	Colorado	W • 97-90	10,415
01/23/2010	Oklahoma	W • 75-65	10,408
02/25/2012	Texas	L • 71-67 • OT	10,393
01/31/2009	Nebraska	L • 82-69	10,371
01/26/2003	[13] Oklahoma State	L • 79-70	10,337
02/17/2007	Colorado	W • 95-74	10,298
11/19/2004	UNC Asheville	W • 119-55	10,296
03/03/2001	[24] Texas	L • 78-55	10,244
01/06/2009	TCU	L • 85-80	10,202
03/26/2003	Georgia Tech	W • 80-72	10,202

TEXAS TECH SINGLE-GAME PROGRAM RECORDS

Complete record book at TexasTech.com

GAME • TEAM POINTS • ALL GAMES

PTS	OPPONENT	DATE	RESULT
1 128	Texas [SWC]	02/20/2004	W • 128-125
2 122	at Baylor [SWC]	02/11/1995	W • 122-91
3 119	UNC Asheville	11/19/2004	W • 119-55
119	Texas Wesleyan	11/30/1981	W • 119-89
5 118	Houston Baptist	01/29/1992	W • 118-53
6 117	Oral Roberts	02/15/1993	W • 117-99
117	at Texas [SWC]	02/19/1966	W • 117-86
117	UTEP [BC]	02/27/1956	W • 117-90
9 116	Houston Baptist	11/29/1994	W • 116-82
10 115	Baylor [SWC]	01/04/1966	W • 115-77
114	McMurry	12/02/1965	W • 114-70
113	Arizona State [BC]	02/01/1956	W • 113-63
111	Houston Christian	12/21/2022	W • 111-67
111	vs. [21] Fresno State	12/21/1996	W • 111-101
111	South Dakota State	12/01/1979	W • 111-75

SINGLE GAME • TOTAL POINTS • ALL GAMES • FRESHMAN

PLAYER	PTS	OPPONENT	DATE
Jason Sasser	31	at Baylor • SWC	03/06/1993
Lance Hughes	31	at Rice • SWC	02/22/1992
John Roberson	28	Northwestern State	12/29/2007
Jordan Tolbert	27	Cal State Bakersfield	12/27/2011
Jordan Tolbert	27	at TCU	12/06/2011
Jahmi'us Ramsey	27	Long Island	11/24/2019
Jahmi'us Ramsey	26	at No. 3 Kansas	02/01/2020
Jarrett Culver	26	at West Virginia	2/26/2018
Jahmi'us Ramsey	25	vs. Houston Baptist	11/13/2019
Jarrett Culver	25	Oklahoma State	1/23/2018
Pop Isaacs	24	Nicholls	12/07/2022

SINGLE GAME • TOTAL POINTS • ALL GAMES • SOPHOMORE

PLAYER	PTS	OPPONENT	DATE
Mike Singletary	43	vs. Texas A&M • B12 Tourny	03/11/2009
Rick Bullock	41	TCU • SWC	02/02/1974
Dub Malaise	40	Wyoming	12/12/1964
Paul Nolen	38	Arizona State • BC	02/14/1951
Greg Lowery	35	at Texas • SWC	02/07/1970
Del Ray Mounts	35	Arkansas • SWC	02/02/1960

SINGLE GAME • TOTAL POINTS • ALL GAMES • JUNIOR

PLAYER	PTS	OPPONENT	DATE
Mike Russell	42	Texas A&M • SWC	01/18/1977
Rayford Young	41	[24] Kansas • B12	02/13/1999
Jim Reed	41	at Furman	12/17/1954
Jarius Jackson	41	at Nebraska • B12	02/18/2006
Jason Sasser	36	at TCU • SWC	03/04/1995
Jason Sasser	36	TCU • SWC	02/04/1995

SINGLE GAME • TOTAL POINTS • ALL GAMES • SENIOR

PLAYER	PTS	OPPONENT	DATE
Dub Malaise	50	at Texas • SWC	02/19/1966
Will Flemons	47	Oral Roberts	02/15/1993

GAME • 3-POINT FIELD GOALS MADE • ALL GAMES

3FGM	OPPONENT	DATE
1. 16	Kansas	02/25/2019
16	UNC-Asheville	11/19/2004
16	vs. New Mexico State	12/27/1996
15	[9] Kansas • B12	03/04/2009
15	Houston Baptist	01/29/1992
14	South Carolina State	12/27/2022
14	Florida Atlantic	12/19/2018
14	Eastern Kentucky	11/22/2008
13	Jackson State	12/17/2022
13	TCU	02/10/2020
13	East Central	11/20/2008
13	Missouri State	12/09/1995

GAME • INDIVIDUAL • BLOCKS • ALL GAMES

BLK	PLAYER	OPPONENT	DATE
1. 8	Tariq Owens	Memphis	12/01/2018
2 7	Will Flemons	Texas A&M • SWC	01/31/1990
3. 6	Daniel Batcho	Louisiana Tech	11/14/2022
6	Tariq Owens	Incarnate Word	11/06/2018
6	Jaye Crockett	Texas A&M • Corpus Christi	01/02/2011
6	Dior Lowhorn	UTEP	01/01/2006
6	Devonne Giles	at UTEP	12/04/2004
6	Tony Battie	Texas • B12	02/22/1997
6	Tony Battie	vs. Texas A&M • SWC-T	03/07/1996
6	Tony Battie	TCU • SWC	02/07/1996

GAME • TEAM • BLOCKS • ALL GAMES

BLK	OPPONENT	DATE
1. 12	Texas Southern	11/18/2013
12	vs. Pepperdine	12/22/1998
3. 11	Incarnate Word	11/06/2018

GAME • INDIVIDUAL • ASSISTS • ALL GAMES

ASST	PLAYER	OPPONENT	DATE
1. 14	Stan Bonewitz	vs. [21] Fresno State	12/21/1996
2. 13	John Roberson	at Texas A&M • B12	01/28/2009
13	Stan Bonewitz	vs. New Mexico State	12/27/1996
13	Mark Davis	TCU • SWC	02/04/1995
5. 12	John Roberson	at Iowa State • B12	01/26/2011
12	John Roberson	at Texas A&M • B12	01/30/2010
12	Mark Davis	at Texas A&M • SWC	03/05/1994
12	Bryant Moore	SMU • SWC	02/02/1991
9. 11	Chris Clarke	vs. Houston Baptist	11/13/2019
11	Drew Coffman	Northern Colorado	01/04/2005
11	Nick Valdez	[6] Oklahoma State • B12	01/19/2002
11	Jamal Brown	UTEP	12/05/2000
11	Jamal Brown	at Louisiana-Lafayette	11/25/2000
11	Rayford Young	New Mexico State	11/25/1998
11	Jason Martin	Nicholls State	01/25/1995
11	Mark Davis	Texas • SWC	02/20/1994
11	Bryant Moore	Houston • SWC	02/25/1992
11	Bryant Moore	at Baylor • SWC	02/09/1991
11	Sean Gay	Houston • SWC	01/11/1989
11	Kent Williams	TCU • SWC-T	02/25/1980
10	John Roberson	at TCU	12/08/2009
10	John Roberson	at [2] Oklahoma • B12	02/14/2009
10	Kasib Powell	vs. [3] Texas • B12-T	03/14/2003
10	Kasib Powell	Baylor • B12	02/12/2002
10	Jamal Brown	at TCU	12/28/2000
10	Jamal Brown	Texas A&M • Corpus Christi	12/18/2000
10	Stan Bonewitz	at Kansas State • B12	01/18/1997
10	Jason Martin	vs. [25] North Carolina • NCAA	03/17/1996
10	Jason Martin	Texas • SWC	01/28/1996
10	Jason Martin	BYU	12/22/1995
10	Lenny Holly	TCU • SWC	01/30/1993
10	Bryant Moore	SIU-Edwardsville	01/26/1991
10	Bryant Moore	vs. Nevada	11/25/1990
10	Sean Gay	Wyoming	12/11/1986

GAME • TEAM • ASSISTS • ALL GAMES

ASST	OPPONENT	DATE
1. 35	East Central	11/20/2008
2. 31	Rice	12/16/2018
3. 30	vs. Houston Baptist	11/13/2019
30	UNC-Asheville	11/19/2004
30	Baylor • B12	02/12/2002
30	Nicholls State	12/14/1995
30	TCU • SWC	02/04/1995
29	Stetson	12/22/2001
28	South Carolina State	12/17/2014
28	Eastern Kentucky	11/22/2008
28	UTRGV	12/10/2005
28	vs. [21] Fresno State	12/21/1996
28	at New Mexico State	12/29/1984
28	at TCU • SWC	01/12/1980
27	Houston Christian	12/21/2022
27	at Iowa State • B12	01/26/2011
27	Northern Colorado	01/04/2005
27	[6] Oklahoma State • B12	01/19/2002
27	Prairie View A&M	12/10/1994
27	Oral Roberts	02/15/1993

GAME • 3-POINT FIELD GOALS MADE • ALL GAMES

3FGM	PLAYER	3FGA	OPPONENT	DATE
1. 9	Alan Voskuil	[9] Kansas • B12	03/04/2009	
8	Alan Voskuil	Eastern Kentucky	11/22/2008	
8	Devaughtah Williams	at [14] Baylor • B12	03/06/2015	
4. 7	Lance Hughes	Houston • SWC	02/15/1995	
7	Cory Carr	Rice • SWC	03/02/1996	
7	Cory Carr	vs. New Mexico State	12/27/1996	
7	Cory Carr	at Missouri • B12	02/25/1997	
7	Stan Bonewitz	at Texas A&M • B12	02/21/1998	
7	Jayson Mitchell	North Texas	12/01/1999	
7	Nathan Doudney	vs. [3] Texas • B12-T	03/14/2003	
7	John Roberson	Nebraska • B12	01/22/2011	

GAME • TEAM • STEALS • ALL GAMES

STL	OPPONENT	DATE
1. 24	Nicholls State	12/07/2002
2. 19	Massachusetts	11/21/2003
3. 18	East Central • Oklahoma	11/20/2008
18	Davidson	11/18/2003
5. 17	Grambling State	11/20/2012
16	Northwestern State	12/29/2007
16	UC Riverside	11/10/2007
16	UTRGV	12/10/2005
16	at UTEP	11/30/2002
16	at San Diego State	01/06/2003

GAME • INDIVIDUAL • REBOUNDS • ALL GAMES

REB	PLAYER	OPPONENT	DATE
1. 27	Jim Reed	at Texas	02/14/1956
27	Jim Reed	at Eastern New Mexico	01/27/1956
3. 26	Jim Reed	at Furman	12/17/1954
4. 24	Jim Reed	Hardin-Simmons • BC	02/28/1955
5. 23	Jim Reed	New Mexico State • BC	02/13/1953
23	Jim Reed	Hardin-Simmons • BC	03/03/1953
23	Eugene Carpenter	Arizona State • BC	02/01/1956
23	Will Flemons	Houston • SWC	02/14/1990
9. 22	Rick Bullock	Adams State	12/02/1974
22	Bob Glover	Arizona	12/06/1965
22	Eugene Carpenter	New Mexico State • BC	02/29/1956
22	Eugene Carpenter	vs. Loyola-New Orleans	12/29/1955
22	Jim Reed	McMurry	12/01/1953
21	Will Flemons	vs. Baylor • SWC	03/12/1993
21	Rick Bullock	Arkansas • SWC	02/12/1974
21	William Johnson	at Texas • SWC	01/26/1974
21	Bob Glover	Baylor • SWC	01/04/1966

GAME • TEAM • REBOUNDS • BIG 12 GAMES

REB	OPPONENT	DATE
1. 52	Missouri	01/13/2010
2. 49	at Nebraska	01/30/2002
3. 47	Iowa State	01/20/2010
4. 46	Oklahoma	03/02/2011
46	at Missouri	01/24/2009
46	at Kansas State	01/18/1997
46	Colorado	01/11/1997
8. 45	Baylor	01/11/2006
45	Nebraska	01/29/2005
45	at [16] Texas	01/25/2005
45	Colorado	01/29/2003
45	Baylor	01/02/1999
45	at Baylor	02/15/1997

GAME • FREE THROWS MADE • ALL GAMES

FTM	OPPONENT	DATE
1. 42	vs. Houston • SWC-T	03/10/1994
2. 41	Arizona • BC	02/06/1956
41	at Arizona • BC	01/11/1956
4. 40	Louisiana-Lafayette	12/06/1997
5. 38	Arizona • BC	02/22/1954
6. 37	Texas • SWC	02/20/1994
37	UTEP • BC	02/27/1956
37	vs. Howard Payne	12/10/1954
9. 36	Oklahoma State • B12	02/06/2010
36	Missouri • B12	01/23/2008
36	at Baylor • SWC	02/11/1995
36	[20] Oklahoma	12/06/1971

GAME • FREE THROWS MADE • ALL GAMES

FTM	PLAYER	FTA	OPPONENT	DATE
1. 19	Martin Zeno	24	Missouri • B12	01/23/2008
2. 18	Keenan Evans	20	Texas • B12	01/31/2018
18	Rayford Young	18	[24] Kansas • B12	02/13/1999
4. 17	Del Ray Mounts	19	Arkansas • SWC	02/02/1960
17	Eugene Carpenter	20	Hardin-Simmons • BC	01/07/1956
6. 16	Rayford Young	18	Texas State	12/21/1999
16	Mike Russell	17	Texas A&M • SWC	01/18/1977
16	Dub Malaise	18	Texas A&M • SWC	02/15/1966
16	Dub Malaise	18	Texas • SWC	02/16/1965
16	Dub Malaise	21	Nebraska	12/19/1964

GAME • INDIVIDUAL • STEALS • ALL GAMES

STL	PLAYER	OPPONENT	DATE
1. 7	Josh Gray	Jackson State	11/26/2012
7	Ronald Ross	at UTEP	12/04/2004
7	Nick Valdez	at UTEP	11/30/2002
6	De'Von Harmon	Eastern Washington	12/13/2022
6	Nimari Burnett	Grambling	12/06/2020
6	Jarrett Culver	Rice	12/16/2018
6	Jaye Crockett	at West Virginia • B12	02/16/2013
6	Nick Okorie	at [3] Kansas • B12	01/16/2010
6	Martin Zeno	at [17] Oklahoma State • B12	02/10/2007
6	Jarius Jackson	Texas-Pan American	12/10/2005
6	Ronald Ross	Baylor • B12	02/03/2004
6	Ronald Ross	San Diego State	03/21/2003
6	Andre Emmett	at [16] Oklahoma State • B12	02/24/2003
6	Will Chavis	at Iowa State • B12	02/12/2003
6	Andre Emmett	Nicholls State	12/07/2002
6	Jason Sasser	at BYU	12/17/1993
6	Lance Hughes	[19] Wisconsin	12/11/1993
6	Jeff Taylor	Arkansas • SWC	02/20/1979
6	Mike Edwards	vs. Houston • SWC-T	03/02/1978

TEXAS TECH SEASON PROGRAM RECORDS

SEASON • SCORING AVERAGE • ALL GAMES

PLAYER	SEASON	POS	CL	GAMES	PTS	AVG
1 Greg Lowery	1971-72	G	Sr.	26	636	24.5
2 Dub Malaise	1964-65	G	Jr.	23	547	23.8
3 Cory Carr	1997-98	G	Sr.	27	628	23.3
4 Cory Carr	1996-97	G	Jr.	28	646	23.1
5 Rick Bullock	1975-76	C	Sr.	31	708	22.8
6 Jim Reed	1954-55	F	Jr.	25	558	22.3
7 Mike Russell	1976-77	F	Jr.	29	643	22.2
8 Gene Knolle	1970-71	F	Sr.	26	572	22.0
9 Andre Emmett	2002-03	G	Jr.	34	741	21.8
10 Dub Malaise	1965-66	G	Sr.	24	515	21.5
11 Rick Bullock	1973-74	C	So.	26	557	21.4
12 Rick Bullock	1974-75	C	Jr.	23	480	20.9
Gene Knolle	1969-70	F	Jr.	24	501	20.9
Jim Reed	1955-56	F	Sr.	22	460	20.9
15 Andre Emmett	2003-04	G	Sr.	34	701	20.6
Jason Sasser	1993-94	F	So.	28	576	20.6
17 Jarrius Jackson	2005-06	G	Jr.	32	657	20.5

SEASON • 3-POINT FIELD GOAL PERCENTAGE • ALL GAMES

PCT	PLAYER	SEASON	GAMES	3FGM	3FGA
1 .500	Alan Voskuil	2007-08	31	67	134
2 .477	Lance Hughes	1992-93	28	31	65
3 .463	Stan Bonewitz	1996-97	28	62	134
4 .461	Todd Duncan	1988-89	28	65	141
5 .460	David Tairu	2009-10	35	29	63
6 .459	Davide Moretti	2018-19	38	73	159
.459	Todd Duncan	1987-88	28	67	146
8 .458	Jarrius Jackson	2004-05	33	44	96
9 .448	Jarrius Jackson	2005-06	32	73	163
10 .440	James Ware	1998-99	30	44	100

SEASON • FREE THROW PERCENTAGE • ALL GAMES • MIN: 100 FTA

PCT	PLAYER	SEASON	GAMES	FTM	FTA
1 .924	Davide Moretti	2018-19	38	97	105
2 .877	Rayford Young	1998-99	25	100	114
3 .874	Aaron Ross	2015-16	32	97	111
4 .870	Gerald Myers	1957-58	23	107	123
5 .868	Bubba Jennings	1984-85	31	105	121
6 .861	Cory Carr	1997-98	27	143	166
7 .854	Bubba Jennings	1982-83	26	88	103
8 .849	Keenan Evans	2016-17	31	107	126
9 .848	Bubba Jennings	1983-84	29	89	105
10 .846	Greg Lowery	1970-71	26	121	143

SEASON • INDIVIDUAL • REBOUNDS • ALL GAMES

PLAYER	SEASON	POS	GAMES	AVG	REB
1 Paul Nolen	1950-51	C	28	17.57	492
2 Jim Reed	1954-55	F	25	16.28	407
3 Tony Battie	1996-97	C	28	11.75	329
4 Will Flemons	1992-93	F	30	10.80	324
5 Jim Reed	1952-53	F	24	13.46	323
6 Rick Bullock	1975-76	C	31	10.39	322
7 Eugene Carpenter	1954-55	F	25	12.84	321
8 Paul Nolen	1951-52	C	24	13.25	318
9 Jim Reed	1953-54	F	24	12.75	306
10 Jim Reed	1955-56	F	22	13.50	297
11 Bob Glover	1965-66	C	24	12.25	294
Paul Nolen	1951-52	C	24	12.25	294
13 Mike Russell	1976-77	F	29	9.86	286
14 Will Flemons	1991-92	F	29	9.83	285
15 Rick Bullock	1973-74	C	26	10.73	279
Jerry Turner	1968-69	F	24	11.63	279

SEASON • INDIVIDUAL • BLOCKS • ALL GAMES

PLAYER	SEASON	GAMES	BPG	BLK
1 Tariq Owens	2018-19	38	2.40	92
2 Tony Battie	1996-97	28	2.54	71
3 Brodney Kennard	1999-2000	28	2.46	69
4 Tony Battie	1995-96	30	2.27	68
5 Devonnie Giles	2004-05	33	1.70	56
6 Andy Ellis	2001-02	32	1.72	55
7 Devonnie Giles	2003-04	34	1.50	51
8 Zach Smith	2015-16	32	1.47	47
9 Zach Smith	2014-15	31	1.45	45
10 D'Walyn Roberts	2009-10	34	1.29	44
11 Zach Smith	2016-17	31	1.39	43
Mark Davis	1993-94	28	1.54	43
13 Zhaire Smith	2017-18	37	1.14	42
Rick Bullock	1974-75	23	1.83	42
15 Dejan Kravic	2013-14	32	1.28	41
Dejan Kravic	2012-13	31	1.32	41
Rick Bullock	1973-74	26	1.58	41

SEASON • INDIVIDUAL • ASSISTS PER GAME • ALL GAMES

PLAYER	SEASON	GAMES	APG	ASSISTS
1 John Roberson	2008-09	33	6.42	212
2 Jamal Brown	2000-01	28	6.25	175
3 Bryant Moore	1991-92	29	6.17	179
4 Jason Martin	1995-96	32	5.69	182
5 John Roberson	2009-10	35	5.43	190
6 Stan Bonewitz	1996-97	28	5.39	151
7 Bryant Moore	1990-91	29	5.38	156
8 Chris Clarke	2019-20	31	4.60	137
9 Lenny Holly	1992-93	30	4.97	149
10 Kent Williams	1979-80	29	4.90	142
11 Paul Nolan	1950-51	28	4.79	134
12 Kasib Powell	2002-03	35	4.31	151
13 Jarrett Culver	2018-19	38	3.70	142
14 Mark Davis	1994-95	30	4.73	142

SEASON • INDIVIDUAL • STEALS • ALL GAMES

PLAYER	SEASON	GAMES	SPG	STL
1 Ronald Ross	2004-05	33	2.61	86
2 Matt Mooney	2018-19	38	1.84	70
3 Andre Emmett	2002-03	34	1.88	64
4 Jarrius Jackson	2003-04	34	1.82	62
5 Josh Gray	2012-13	31	1.97	61
6 Jarrett Culver	2018-19	38	1.50	57
7 Ronald Ross	2002-03	35	1.60	56
8 Bryant Moore	1991-92	29	1.90	55
9 Sean Gay	1985-86	31	1.74	54
10 Steve Smith	1981-82	28	1.89	53
11 Jarrius Jackson	2005-06	32	1.66	53
12 Sean Gay	1987-88	27	1.89	51
Rayford Young	1999-00	28	1.82	51
Mark Davis	1994-95	30	1.70	51
Brad Reese	2010-11	32	1.59	51
16 Bryant Moore	1990-91	29	1.72	50
Ronald Ross	2003-04	34	1.47	50

ANNUAL TEAM POINTS • ALL GAMES

SEASON	GAMES	PTS	PPG	GAMES	PTS	PPG
1957-58	23	1653	71.9	14	975	69.6
1958-59	24	1600	66.7	14	896	64.0
1959-60	24	1589	66.2	14	925	66.1
1960-61	25	1897	75.9	14	1102	78.7
1961-62	27	1919	71.1	14	983	70.2
1962-63	23	1618	70.3	14	1032	73.7
1963-64	23	1961	85.3	14	1189	84.9
1964-65	23	2000	87.0	14	1242	88.7
1965-66	24	2086	86.9	14	1251	89.4
1966-67	24	1639	68.3	14	984	70.3
1967-68	24	1674	69.8	14	981	70.1
1968-69	24	1821	75.9	14	997	71.2
1969-70	24	1771	73.8	14	1054	75.3
1970-71	26	2065	79.4	14	1133	80.9
1971-72	26	2082	80.1	14	1079	77.1
1972-73	27	1916	71.0	14	1002	71.6
1973-74	26	1994	76.7	14	1111	79.4
1974-75	26	1874	72.1	14	995	71.1
1975-76	31	2379	76.7	16	1295	80.9
1976-77	29	2096	72.3	16	1142	71.4
1977-78	29	2044	70.5	16	1085	67.8
1978-79	30	2222	74.1	16	1172	73.3
1979-80	29	2007	69.2	16	1038	64.9
1980-81	28	1781	63.6	16	968	60.5
1981-82	28	2056	73.4	16	1079	67.4
1982-83	31	1953	63.0	16	1048	65.5
1983-84	29	1836	63.3	16	1090	68.1
1984-85	31	2138	69.0	16	1059	66.2
1985-86	31	1923	62.0	16	961	60.1
1986-87	29	1865	64.3	16	1008	63.0
1987-88	28	1835	65.5	16	1031	64.4
1988-89	28	1946	69.5	16	1127	70.4
1989-90	27	1865	69.1	16	1033	64.6
1990-91	31	2058	66.4	16	1088	68.0
1991-92	29	2186	75.4	14	1029	73.5
1992-93	30	2405	80.2	14	1114	79.6
1993-94	28	2336	83.4	14	1195	85.4
1994-95	30	2664	88.8	14	1257	89.8
1995-96	32	2629	82.2	14	1128	80.6

ANNUAL TEAM POINTS • ALL GAMES

SEASON	GAMES	PTS	PPG	GAMES	PTS	PPG
1996-97	28	2243	80.1	16	1188	74.3
1997-98	27	2088	77.3	16	1194	74.6
1998-99	30	2109	70.3	16	1063	66.4
1999-00	28	1969	70.3	16	1075	67.2
2000-01	28	1918	68.5	16	1010	63.1
2001-02	32	2532	79.1	16	1270	79.4
2002-03	35	2543	72.7	16	1069	66.8
2003-04	34	2490	73.2	16	1147	71.7
2004-05	33	2535	76.8	16	1180	73.8
2005-06	32	2187	68.3	16	1027	64.2
2006-07	34	2437	71.7	16	1102	68.9
2007-08	31	2166	69.9	16	1098	68.6
2008-09	33	2563	77.7	16	1167	72.9
2009-10	35	2684	76.7	16	1166	72.9
2010-11	32	2342	73.2	16	1113	69.6
2011-12	31	1844	59.5	18	970	53.9
2012-13	31	2026	65.4	18	1051	58.4
2013-14	32	2190	68.4	18	1161	64.5
2014-15	32	1949	60.9	18	999	55.5
2015-16	32	2305	72.0	18	1275	70.8
2016-17	32	2346	73.3	18	1233	68.5
2017-18	36	2759	74.6	18	1297	72.1
2018-19	38	2765	72.8	18	1294	71.9
2019-20	31	2230	71.9	18	1242	69.0
2020-21	29	2103	72.5	17	1224	72.0
2021-22	37	2667	72.1	18	1231	68.4

NOVEMBER

- 7 Northwestern State • W, 73-49 • Lubbock, Texas
- 10 Texas Southern • W, 78-54 • Lubbock, Texas
- 14 Louisiana Tech • W, 64-55 • Lubbock, Texas
- 21 vs. No. 9 Creighton • L, 76-65 • Maui
- 22 vs. Louisville • W, 70-38 • Maui
- 23 vs. Ohio State • L, 80-73 • Maui
- 30 Georgetown • W, 79-65 • Lubbock, Texas

DECEMBER

- 7 Nicholls State • W, 78-71 • Lubbock, Texas
- 13 Eastern Washington • W, 77-70 • Lubbock, Texas
- 17 vs. Jackson State • W, 102-52 • Houston, Texas
- 21 Houston Christian • W, 111-67 • Lubbock, Texas
- 27 South Carolina State • W, 110-71 • Lubbock, Texas
- 31 at No. 18 TCU • L, 67-61 • Fort Worth, Texas

JANUARY

- 3 No. 3 Kansas • L, 75-72 • Lubbock, Texas
- 7 Oklahoma • L, 68-63 (OT) • Lubbock, Texas
- 10 at No. 14 Iowa State • L, 84-50 • Ames, Iowa
- 14 at No. 10 Texas • L, 72-70 • Austin, Texas
- 17 No. 21 Baylor • L, 81-74 • Lubbock, Texas
- 21 at No. 13 Kansas State • L, 68-58 • Manhattan, Kansas
- 25 West Virginia • L, 76-61 • Lubbock, Texas
- 28 at LSU • W, 76-68 • Baton Rouge, Louisiana
- 30 No. 13 Iowa State • W, 80-77 (OT) • Lubbock, Texas

FEBRUARY

- 4 at No. 11 Baylor • Noon • Waco, Texas
- 8 at Oklahoma State • 7 p.m. • Stillwater, Oklahoma
- 11 No. 7 Kansas State • 6 p.m. • Lubbock, Texas
- 13 No. 10 Texas • 8 p.m. • Lubbock, Texas
- 18 at West Virginia • 11 a.m. • Morgantown, WV
- 21 at Oklahoma • 8 p.m. • Norman, Oklahoma
- 25 TCU • 11 a.m. • Lubbock, Texas
- 28 at Kansas • 8 p.m. • Lawrence, Kansas

MARCH

- 4 Oklahoma State • 5 p.m. • Lubbock, Texas
- 8-11 Big 12 Tournament • Kansas City
- 14-15 NCAA First Four • Dayton, Ohio
- 16-19 NCAA First/Second Rounds • TBD
- 23-26 NCAA Sweet 16 & Elite 8 • TBD

APRIL (NCAA CHAMPIONSHIP)

- 1 Final Four • Houston, Texas (NRG Stadium)
- 3 Championship Final • Houston, Texas (NRG Stadium)



0 KEVIN OBANOR 6-8 • S-Senior • Forward Houston, Texas

1 LAMAR WASHINGTON 6-4 • Freshman • Guard Portland, Oregon

2 POP ISAACS 6-2 • Freshman • Guard Las Vegas, Nevada

3 D'MAURIAN WILLIAMS 6-3 • Junior • Guard Phoenix, Arizona

4 ROBERT JENNINGS 6-7 • Freshman • Forward Desoto, Texas



5 KJ ALLEN 6-6 • Junior • Forward Los Angeles, California

11 FARDAWS AIMAQ 6-11 • Senior • Forward Vancouver, BC

12 DANIEL BATCHO 6-11 • Sophomore • Forward Paris, France

13 CJ WILLIAMS 6-1 • Freshman • Guard Fayetteville, Arkansas



20 JAYLON TYSON 6-7 • Sophomore • Guard Plano, Texas

22 ELIJAH FISHER 6-6 • Freshman • Guard Toronto, Canada

23 DE'VION HARMON 6-2 • Senior • Guard Denton, Texas

24 KERWIN WALTON 6-5 • Junior • Guard Hopkins, Minnesota



MARK ADAMS Head Coach

AL PINKINS Assistant Coach

COREY WILLIAMS Assistant Coach

STEVE GREEN Assistant Coach

SEAN SUTTON Executive Advisor

RICK COOPER Chief of Staff

DARRYL DORA Player Personnel

DARBY RICH Strength & Conditioning

MIKE NEAL Athletic Trainer

GEORGE NEILSON Scouting Director



JAMAAL SCOTT Academic Advisor

MATT SCHERBENSKE Recruiting Director

TAYLOR SINCLAIR Operations

COOPER ANDERSON Operations

LUKE ADAMS Player Development


JONATHAN HOLMES Grad Assistant

MASAHIRO YAMAGA Grad Assistant

GINO SAUCEDO Grad Assistant

TY NURSE Grad Assistant

KAVIN GILDER-TILBURY Grad Assistant



BRIANA WHITAKER Executive Assistant

DOUG HALCOMB Character Advisor

JOHN BLOOM S&C Assistant

BEAU MARTIN Student Assistant

ERIC SIELHAMT Student Assistant

MARLEI BURROWES Student Assistant

KADE SPEARS Student Assistant

JACOB HIRST Student Assistant

KADEN MCKEAN Student Assistant

TYREKE SHANKLIN Student Assistant

TYLER BENEDICT Student Assistant

TYE SCOGIN Student Assistant

WYATT YOUNG Student Assistant