



OKLAHOMA STATE

BASKETBALL

Communications Contact: Patrick Osborne | patrick.osborne10@okstate.edu | O: 405.744.7756 | C: 405-496-0533

2022-23 Season Details

Overall / Home / Road / Neutral: 9-7 / 6-2 / 2-3 / 1-2

Date: Saturday, Jan. 14 (5 PM CT)

Opponent: RV Baylor

Series: OSU leads, 57-34

Watch: ESPN2 (Mark Neely & Chris Spatola)

Listen: Cowboy Radio Network

2022-23 Schedule

Date	Opponent	Time/Result	TV
11/3	Ouachita Baptist	W, 85-51	ESPN+
11/7	UTA	W, 77-66	ESPN+
11/10	Southern Ill.	L, 61-60	ESPN+
11/13	@ Oakland	W, 91-62	ESPN+
Bah Mar Hoops			
11/18	UCF	L, 60-56 (OT)	CBSSN
11/20	DePaul	W, 82-78	CBSSN
11/25	Tulsa	W, 82-56	ESPN+
11/27	PVA	W, 78-53	ESPN+
Big 12/Big East Battle			
12/1	#8 @ UConn	L, 74-64	FS1
12/6	Sam Houston	W, 65-51	ESPNU
Basketball Hall of Fame Invitational			
12/11	RV Virginia Tech	L, 70-65	ESPN2
12/17	@ Wichita State	W, 59-49	ESPNU
12/20	Texas A&M CC	W, 81-58	ESPN+
12/31	@ #4 Kansas	L, 69-67	CBS
1/2	RV WVU	W, 67-60	ESPNU
1/7	#6 Texas	L, 56-46	ESPNU
1/10	@ #11 Kansas State	L, 65-57	ESPNU
1/14	@ RV Baylor	5 PM CT	ESPN2
1/18	Oklahoma	8 PM CT	ESPNU
1/21	#14 Iowa State	1 PM CT	ESPNU
1/24	@ #10 Texas	8 PM CT	LHN
Big 12/SEC Challenge			
1/28	Ole Miss	7 PM CT	ESPN2
2/1	@ Oklahoma	8 PM CT	TBA
2/4	#17 TCU	1 PM CT	ESPN+
2/8	Texas Tech	7 PM CT	ESPN+
2/11	@ #14 Iowa State	5 PM CT	TBA
2/14	#2 Kansas	8 PM CT	TBA
2/18	@ #17 TCU	1 PM CT	ESPN+
2/20	@ West Virginia	6 PM CT	ESPN2
2/25	#11 Kansas State	1 PM CT	ESPNU
2/27	RV Baylor	8 PM CT	TBA
3/4	@ Texas Tech	5 PM CT	ESPN2
3/8	Big 12 Tournament	TBA	TBA

Possible Cowboy Starters



Guard

0 Avery Anderson III | 6-3 | 158 | Sr. | Justin, Texas

Min.	PPG	RPG	APG	BPG	SPG	FG%	3FG%	FT%
27.7	10.4	3.9	3.0	0.3	1.8	39.6	18.8	86.4

• Limited to just 12 minutes at K-State... 6.0 points per game over last five



Guard

51 John-Michael Wright | 6-1 | 190 | Sr. | Fayetteville, N.C.

Min.	PPG	RPG	APG	BPG	SPG	FG%	3FG%	FT%
29.5	9.4	3.0	2.0	--	1.1	37.3	36.3	91.7

• High Point transfer... 30.2 minutes per game over last 5... 9.2 points and 5.8 rebounds



Guard

1 Bryce Thompson | 6-6 | 194 | Jr. | Tulsa, Okla.

Min.	PPG	RPG	APG	BPG	SPG	FG%	3FG%	FT%
29.5	11.6	2.5	2.3	0.1	0.6	37.6	38.5	57.1

• 12.2 points per game over last 5... 46 percent from behind the arc



Forward

22 Kalib Boone | 6-9 | 198 | Sr. | Tulsa, Okla.

Min.	PPG	RPG	APG	BPG	SPG	FG%	3FG%	FT%
24.5	10.3	5.6	1.4	1.3	0.6	54.8	16.7	84.4

• 49 points over last three games... 11.6 points per game over last 5 games



Forward

23 Tyreek Smith | 6-9 | 217 | RS-Jr. | Baton Rouge, La.

Min.	PPG	RPG	APG	BPG	SPG	FG%	3FG%	FT%
17.7	6.1	3.9	0.3	0.9	0.4	70.2	25.0	66.7

• 21.7 minutes per game over last 5 with two starts

Other Key Cowboys



Guard

5 Caleb Asberry | 6-3 | 165 | R-Sr. | Pflugerville, Texas

Min.	PPG	RPG	APG	BPG	SPG	FG%	3FG%	FT%
22.8	7.9	3.0	1.8	0.3	0.5	38.6	36.5	85.7

• Texas State transfer... Shooting 41.2 percent from behind the arc over last 5 gms



Forward

33 Moussa Cisse | 7-1 | 216 | Jr. | Conakry, Guinea

Min.	PPG	RPG	APG	BPG	SPG	FG%	3FG%	FT%
25.2	8.1	9.9	0.6	2.7	0.6	59.0	--	41.7

• Did not play in OSU's last games against Texas and Kansas State



Guard

2 Chris Harris, Jr. | 6-2 | 223 | Sr. | Dallas Texas

Min.	PPG	RPG	APG	BPG	SPG	FG%	3FG%	FT%
13.0	2.7	1.4	1.4	0.1	0.8	29.2	31.4	57.1

• Shooting 37.5 from behind the arc over last 5 games off the bench

COACH CAPSULE • ROSTERS

Mike Boynton



In six seasons at the helm (this year being the sixth), Boynton has compiled an 96-80 record while leading the Cowboys to 20 wins over ranked opponents, including 11 victories over top-10 squads. Notably during the 2021-22 season, he led the Cowboys to the first win in program history over the top-ranked team in the country on the road with a 61-54 win in Waco against the Baylor Bears.

- The author of back-to-back top-25 recruiting classes, OSU's first trip to the Big 12 Championship finals since 2005 and its first NCAA Tournament victory since 2009.

HEAD COACHING RECORD

Year	Record	Big 12	Post
2022-23	9-7 (.562)	1-3 (.250)	
2021-22	15-15 (.500)	8-10 (.444)	-
2020-21	21-9 (.700)	11-7 (.611)	NCAA 32
2019-20	18-14 (.563)	7-11 (.389)	Canceled
2018-19	12-20 (.375)	5-13 (.278)	-
2017-18	21-15 (.583)	8-10 (.444)	NIT QF
Totals	96-80 (.554)	40-54 (.426)	

AS AN ASSISTANT COACH

Year	School	Role
2016-17	Oklahoma State	Asst. Coach
2013-16	Stephen F. Austin	Asst. Coach
2008-13	South Carolina	Asst. Coach
2007-08	Wofford	Assoc. HC
2005-07	Coastal Carolina	Asst. Coach
2004-05	Furman	Grad. Man.

THE COWBOYS UNDER BOYNTON

vs. Ranked Opponents	20-35
Big 12 Games	40-54
Home Games	59-30
Road Games	23-39
Neutral Games	14-11
Postseason Games	7-5
Leading at Half	78-23
Out-rebounding Opponent	64-25
Forcing 10+ Turnovers	93-64
Scoring 80+ Points	41-6

THE BOYNTON FILE

- Birthday: Jan. 17, 1982
- Hometown: Brooklyn, New York
- Alma Mater: South Carolina, 2003
- Degree: African American Studies
- Playing Career: South Carolina (2001-04)

2022-23 Rosters

NUMERICAL

No.	Name	Pos.	Ht.	Wt.	Class	Hometown
0	Avery Anderson III	G	6-3	158	Sr.	Justin, Texas
1	Bryce Thompson	G	6-6	194	Jr.	Tulsa, Okla.
2	Chris Harris Jr.	G	6-2	200	Sr.	Dallas, Texas
4	Woody Newton	G	6-9	195	Jr.	District Heights, Md.
5	Caleb Asberry	G	6-3	165	Sr.	Pflugerville, Texas
12	Naz Brown	G	6-0	181	Fr.	Fort Worth, Texas
13	Quion Williams	G	6-4	208	Fr.	Jonesboro, Ark.
15	Carson Sager	G	6-4	207	Jr.	Wichita Falls, Texas
21	Brooks Manzer	G	6-3	190	So.	Edmond, Okla.
22	Kalib Boone	F	6-9	198	Sr.	Tulsa, Okla.
23	Tyreek Smith	F	6-9	217	Jr.	Baton Rouge, La.
25	Bernard Kouma	F	6-10	240	Sr.	N'djamena, Chad
33	Moussa Cisse	F	7-1	216	Jr.	Conakry, Guinea
35	Weston Church	G	6-3	180	Jr.	Fairview, Okla.
51	John-Michael Wright	G	6-1	190	Sr.	Fayetteville, N.C.

ALPHABETICAL

No.	Name	Pos.	Ht.	Wt.	Class	Previous School
0	Avery Anderson III	G	6-3	158	Sr.	Northwest HS
5	Caleb Asberry	G	6-3	165	Sr.	Texas State
22	Kalib Boone	F	6-9	198	Sr.	Memorial HS
12	Naz Brown	G	6-0	281	Fr.	Coppell HS
35	Weston Church	G	6-3	180	Jr.	Fairview HS
33	Moussa Cisse	F	7-1	216	Jr.	Memphis
2	Chris Harris Jr.	G	6-2	223	Sr.	South Garland HS
25	Bernard Kouma	F	6-10	240	Sr.	South Plains College
21	Brooks Manzer	G	6-3	190	So.	Edmond Memorial HS
4	Woody Newton	G	6-9	195	Jr.	Syracuse
15	Carson Sager	G	6-4	207	Jr.	Rider HS
23	Tyreek Smith	F	6-9	217	Jr.	Texas Tech
1	Bryce Thompson	G	6-6	194	Jr.	Kansas
13	Quion Williams	G	6-4	208	Fr.	Jonesboro HS
51	John-Michael Wright	G	6-1	190	Sr.	High Point

COACHES

Name	Role	Season at OSU (alma mater)
Mike Boynton, Jr.	Head Coach	Sixth season (South Carolina, 2003)
Terrence Rencher	Assistant Coach	Second Season (Texas, 2007)
Larry Blunt	Assistant Coach	Second Season (James Madison, 2005)
David Cason	Assistant Coach	Second Season (Illinois State, 1996)
Keiton Page	Director of Player Development	11th season (Oklahoma State, 2012)
Scott Sutton	Director of Basketball Admin.	Sixth season (Oklahoma State, 1995)
Mark Mitchell	Strength & Conditioning Coach	Second Season (Eastern Michigan, 2010)
Kris Quintana	Video Coordinator	First Season (St. John's University, 2016)

PRONUNCIATIONS

No.	Name	Pronunciation
5	Caleb Asberry	As-berry
12	Naz Brown	Nah-z
13	Quion Williams	Key-on
22	Kalib Boone	Caleb
25	Bernard Kouma	COO-muh
33	Moussa Cisse	See-Say

GAME NOTES

Facing Baylor - Here's The Scout

- Oklahoma State men's basketball is set to hit the road for the second of a pair of Big 12 road games on Saturday in Waco when it faces Baylor, a team that just missed out on being ranked in the last AP Top-25 Poll. Tip is set for 5 p.m. CT on ESPN2 with Mark Neely and Chris Spatola on the call while Cowboy fans can listen to Dave Hunziker and John Holcomb on the Cowboy Radio Network or Varsity App.
- Oklahoma State leads the all-time series, 57-34, in a series that dates back to 1918. OSU has found great success at home, while the Bears hold an 18-21 advantage at home. Baylor has won seven of the past 10 meetings between the two programs while OSU has won two of the past three. The Cowboys have also been victorious in two of the past four meetings in Waco.
- Jalen Bridges recorded his third-career double-double on Wednesday night to help the Bears snap a three-game losing streak with an 83-78 win over West Virginia. Baylor is led by Keyonte George (17.8 PPG), Adam Flagler (16.9 PPG) and LJ Cryce (13.8 PPG).
- Head coach Scott Drew led Baylor to its first National Championship and the first Big 12 title in school history. Entering his 20th season in 2022-23, Drew is tied as the Big 12's longest-tenured head coach and has notched a school-record 397 victories in his first 19 years, including a 28-10 postseason record since 2009. Over the past 15 seasons, Drew has led Baylor to 10 NCAA Tournament appearances, five Sweet 16 berths, three trips to the Elite Eight, the 2021 National Championship, the program's first No. 1 national ranking in 2017, a Big 12 Conference-record 23-game winning streak in 2019-20, a five-week streak at No. 1 in 2020, and an entire season ranked in the nation's top-3 in 2021 and another five-week streak at No. 1 in 2022.

The New Sheriffs In Town

- John-Michael Wright, a High Point transfer, brings experience and poise to the Oklahoma State locker room. In the 2021-22 season, his junior year of eligibility, he played and started in all 32 games for High Point while averaging 34.9 minutes per contest. He shot .410 from the field and .363 from behind the arc as he averaged 18.4 points, 4.4 rebounds and 3.4 assists.
- He finished the year with the eighth-best assist-turnover ratio in the Big South, the ninth-best field goal percentage, had the second-most free throw attempts (third-most made), led the conference in scoring average and had the eighth-most assists.
- Alongside Wright from the transfer ranks is Caleb Asberry from Texas State. He started all 29 games during the 2021-22 season, the only Bobcat to do that, as he led the team in scoring with a career-high 13.6 points and also paced the team in minutes played (847), steals (37), three-pointers made (63).
- Asberry was notably a two-time All-Sun Belt (2021: Third Team, 2022: First Team) selection.
- The lone freshman of the group, Quion Williams, joins the Cowboys from Jonesboro. During his high school career, Williams helped lead his team to two state championships and a 30-3 record.

Mid-Season Quick Hitters

- Moussa Cisse has dominated through 16 games with five double-doubles to his name so far. The five double-doubles are the second most in the Big 12, only behind Jalen Wilson of Kansas with seven. Cisse is four double-doubles away from becoming the first Cowboy since Bryant "Big Country" Reeves to post 10 or more in a season.
- After the Wichita State result, Oklahoma State has now held at least one opponent to less than 50 points in a game in back-to-back seasons for the first time since 2016.
- There have been 17 seasons since the 2000-01 year that OSU had at least one game holding an opponent to less than 50 points while the program has done so in back-to-back seasons 13 times during the stretch.
- Oklahoma State's 12 blocks against Texas on Jan. 7 were the second most in a Big 12 game this season. Kalib Boone's six in that game, and Cisse's six against UCF on Nov. 18 are tied alongside Daniel Batcho of Texas for the most this season for Big 12 players.
- Cisse's 15 rebounds against Southern Illinois on Nov. 10 are the most rebounds of any Big 12 player so far this season.
- Bryce Thompson's seven three-pointers at Kansas on Nov. 31 are tied for the second most of any Big 12 players this year.
- Dating back to last season, OSU has allowed Big 12 opponents to score an average of just 62 points per game over its past 11 conference contests, the fewest in the league during that stretch. Iowa State is the next closest at 64.1.
- OSU hasn't allowed a Big 12 team to score more than 69 points in eight-straight conference games dating back to last season. Iowa State has the next closest active streak of holding conference opponents to less than 70 points with four consecutive games.
- In its past five Big 12 games, OSU has held two teams to less than 60 points - the most in the conference during that stretch.
- Boone has scored 10 or more points in three-straight games, the first time he has done so since 11/26/21 (NC State, College of Charleston and Oral Roberts). It's the first time since 3/6/21 (Oklahoma, Baylor and West Virginia) that he's had three-straight Big 12 games with 10 or more points.

RV Baylor At A Glance

Record: 11-5, 1-3 Big 12

Leading scorer: Keyonte George (17.8)

Leading rebounder: Flo Thamba (5.3)

Leader in assists: Adam Flagler (5.1)

Streak coming into game: W1

Record in home games this year: 7-2

Head coach: Scott Drew

Big 12 Standings

School	Big 12	Overall
Kansas	4-0	15-1
Kansas State	4-0	15-1
Iowa State	4-0	13-2
Texas	3-1	14-2
TCU	2-2	13-3
Baylor	1-3	11-5
Oklahoma	1-3	10-6
Oklahoma State	1-3	9-7
Texas Tech	0-4	10-6
West Virginia	0-4	10-6

*as of 1/12

OSU Vs. The Averages

- PVAMU - 69.0 points and 33.9 rebounds

vs. OSU - 53 points and 25 rebounds

- UConn - 80.9 points and 39.0 rebounds

vs. OSU - 74 points and 35 rebounds

- SHU - 78.9 points and 39.8 rebounds

vs. OSU - 51 points and 22 rebounds

- VA Tech - 74.7 points and 36.8 rebounds

vs. OSU - 70 points and 37 rebounds

- WSU - 64.8 points and 36.7 rebounds

vs. OSU - 49 points and 27 rebounds

- TACC - 78.9 points and 36.9 rebounds

vs. OSU - 58 points and 29 rebounds

- KU - 77.9 points and 37.7 rebounds

vs. OSU - 69 points and 35 rebounds

- WVU - 79.4 points and 35.8 rebounds

vs. OSU - 60 points and 37 rebounds

- Texas - 82.3 points and 37.1 rebounds

vs. OSU - 56 points and 39 rebounds

- KSU - 78.8 points and 35.5 rebounds

vs. OSU - 65 points and 42 rebounds

Dating back to last season, OSU has held 19 of its past 20 opponents under their season scoring average

GAME NOTES

2022-23 Team NCAA Ranks

Category	NCAA Rank	BI2 Rank	Stat
Assist/turnover Ratio	289	10	0.9
Assists Per Game	192	10	13.2
Bench Points Per Game	191	6	19.6
Blocks Per Game	17	1	5.6
Effective FG Percentage	233	10	49.8
Fastbreak Points	245	9	8.3
Field Goal Percentage	230	10	43.6
FG Percentage Defense	3	1	36.4
Fouls Per Game	208	6	17.1
FT Attempts Per Game	191	7	17.5
Free Throw Percentage	146	5	71.8
FT Made Per Game	184	7	12.6
Rebound Margin	54	1	5.1
Rebounds (Defensive) Per Game	67	1	27.1
Rebounds (Offensive) Per Game	111	5	11.2
Rebounds Per Game	60	1	38.3
Scoring Defense	26	2	61.8
Scoring Offense	253	10	68.6
Steals Per Game	186	9	6.6
3-point Attempts Per Game	200	3	21.4
3-point Percentage	240	9	32.7
3-point Percentage Defense	19	2	28.7
3-pointers Per Game	229	7	7.0
Turnover Margin	288	9	-1.4
Turnovers Forced Per Game	137	9	13.8
Turnovers Per Game	320	10	15.1
Winning Percentage	157	10	56.2

Moussa Cisse

Blocks	17	1
Blocks Per Game	9	1
Double-Doubles	47	2
Rebounds	61	2
Rebounds (Defensive) Per Game	15	1
Rebounds (Offensive) Per Game	80	2

Kalib Boone

Blocks	130	4
Blocks Per Game	130	4
Rebounds (Offensive Per Game)	98	3

Tyreek Smith

Blocks Per Game	252	10
-----------------	-----	----

Bryce Thompson

Field Goal Attempts	304	8
3-pointers Per Game	341	12
Total 3-point FGM	337	11

Avery Anderson III

Free Throw Percentage	59	4
Free Throws	226	8

The Defense Lately

- Has not allowed 30 points in 10 of the past 22 halves of action and hasn't let opponents reach that mark in 22 of the past 40 dating back to last season.
- Has held teams to 60 or less points in seven of the past 11 games and hasn't allowed a team to score 61 or more in 10 of their past 18 games dating back to last year.
- Has held teams to less than 40 percent shooting from the field in 17 of its past 18 games dating back to last year and has done so in 21 of their past 25 games. To expand, only four teams (SIU, DePaul, Virginia Tech and Kansas) have shot 38 percent or better this season against the Cowboys. Behind the arc, 10 of OSU's 16 foes have shot less than 30 percent this year.
- Has started its success early in its 16 contests as it has held teams to less than 10 points in the first 10 minutes of a game four times this season.

Moussa Is A Monster

- If you only counted his blocks at home (20), Moussa Cisse would still have the fourth-most blocks in the Big 12 as of Jan. 12. He has recorded at least one block in each of his past 24 games played. There have been just three games in his Oklahoma State career in which he did not record at least one block. In his home game against Sam Houston earlier this season, he recorded four blocks. It marked the fourth time this season he recorded four or more blocks and was the eighth time he posted two or more in a game this year.
- Through his first seven home games this season, Cisse is averaging a block approximately every 9 minutes of his playing time in Gallagher-Iba Arena.
- As of this Thursday, he checked in at No. 5 in KenPom's block percentage rankings only behind Milwaukee's Ahmad Rand, Western Kentucky's Jamarion Sharp, San Jose St. Ibrahim Diallo and Liam Robbins of Vanderbilt.
- In his last five home games, Cisse has combined to post 49 points, 13 blocks and 49 rebounds.
- It's been tough to keep him off the boards this year, as he has posted 10 or more rebounds in five of his past eight games and has reached the mark in nine of his first 14 games.

Moussa Got Better Last Season - And Here's The Numbers To Show It

- Based on his first 15 games in Stillwater last season, in comparison to the final 15 of last year, the evidence shows Moussa Cisse got better as the year went along and was playing his best basketball at the end of the season.
- Through his first 15 contests as a Cowboys, Cisse was shooting 49.2 percent from the field while averaging 5.4 rebounds, 6.4 points and was playing 17.5 minutes per game.
- Flip it to the last 15 games, and Cisse shot 61.5 percent from the field while averaging 7.5 rebounds with 8.1 points and was playing 22.4 minutes per game.
- Just looking at the last 10 games of the season, he recorded a double-double in three contests (West Virginia, Baylor and Oklahoma) and had multi-digit rebounds in six of them, including all of the final four.
- In that stretch of games down the stretch, the numbers immediately jump out from the West Virginia win on Feb. 12. Cisse posted 18 points with 10 rebounds, six of which came on the offensive side of the ball.

The 100 Games Played Club Gained Two More

- Oklahoma State's Avery Anderson III and Kalib Boone both played in their 100th game in a Cowboy uniform against Kansas in the Big 12 opener for the Cowboys. In doing so, they became the first two players on the current roster to play 100 college basketball games. John-Michael Wright, who transferred in, played his 100th basketball game against West Virginia.
- Other notable members of the club include Darwyn Alexander, Joe Adkins, James Anderson, Markel Brown, Terry Collins, JamesOn Curry, Byron Eaton, Marcus Dove, Phil Forte, Isaac Likekele, Desmond Mason, Ivan McFarlin, Marshall Moses, Keiton Page and more.
- Anderson III's first game came on Nov. 6, 2019, in an 80-75 win against Oral Roberts in Gallagher-Iba Arena. He played 13 minutes with five points, two steals and an assist.
- Kalib Boone's first game was the same night. He played 10 minutes, bringing in four rebounds and recorded two blocks.

The Winning Formula This Year

- In its nine wins this season, Oklahoma State has three players (Avery Anderson III, Bryce Thompson and John-Michael Wright) averaging at least 11 points per game.
- The Cowboys have shot 35.5 percent from behind the arc in their victories while allowing their opponents an average of just 59.2 points per game.
- For comparison, in the seven losses just one player, Kalib Boone, has averaged at least 10 points or more while OSU has shot 28.7 percent from three. Opponents have still averaged just 65.0 points per game in the Cowboy losses.
- Sharing the ball, alongside sharing the scoring, has been key as well. OSU has averaged 15.1 assists per game in wins while averaging 10.9 in losses.
- Turnovers have been another winning indicator as the Cowboys have averaged 14.3 in wins while forcing an average of 14.4 in contrast to an average of 16.1 in losses while opponents are averaging 12.9.

GAME NOTES

The Upcoming Schedule

- Once again proving to be the toughest conference in America, OSU's upcoming schedule gets no easier as it prepares to travel to Baylor on Saturday. It will be the fifth-straight team the Cowboys have face that are either ranked or receiving votes.
- From there, OSU will return home for a pair of games, starting with the Phillips 66 Bedlam Series against in-state rival Oklahoma on Jan. 18 before playing host to No. 14 Iowa State on Jan. 21.
- After the two home games, OSU is set to hit the road again to close out its first season series when it travels to Austin to face No. 10 Texas. The Longhorns won the first meeting in Stillwater, 56-46.

Big 12 Notes Four Games In

- Through four Big 12 games, Kalib Boone is 19th in the conference in scoring and ninth in rebounds. He's also shot the ball well, as he's posted the second-best field goal percentage thus far.
- Behind the arc, Bryce Thompson has recorded the fifth-best three-point field goal percentage around the league through four games and has the seventh-most made three pointers. John-Michael Wright is just behind, with the ninth most. Caleb Asberry checks in at No. 13, thus far.
- On the defensive side of the ball, Boone has recorded the second-most blocked shots in league play and is tied alongside teammate Tyreek Smith. Asberry checks in at No. 14.
- As a team, OSU has posted the best field goal percentage defense in the conference thus far through the first four Big 12 games of the season at 37.6 percent. Oklahoma is the next closest at 40.0.
- The Cowboys have the most blocked shots, 26, just ahead of TCU in second with 22, without its best shot blocker playing the past two games.

An Oklahoma State Win Would...

- Improve the Cowboys to 58-34 in the Baylor series, which dates back to 1918.
- Push the Cowboys to 19-21 on the road against the Bears
- Make OSU 4-7 in the past 11 meetings against the two schools.
- Improve OSU to 3-2 in the past five meetings on the road in the series.
- Make OSU 3-1 in the past four meetings in the series.
- Be OSU's second-straight win in Waco for the first time since winning there in the 2004-05 and 2005-06 seasons.
- Be the second-straight year OSU has won the opening meeting between the two teams. The Cowboys previously hadn't done so since 2015.

Streaks and Trends

- OSU has made at least one three-pointer in 743 consecutive games dating back to Jan. 13, 2001.
- The Cowboys have posted ten or more assists in 23 of their past 28 games dating back to last season.
- Dating back to last season, OSU has held 19 of its past 20 opponents under their season scoring average.
- Oklahoma State has used its size to dominate in the paint offensively, outscoring 12 of its 16 opponents in the paint.
- As a team, the Cowboys have reached at least three blocks in all 16 games this season. OSU leads the Big 12 with 5.5 blocked shots per game, which ranks 17th in the country.
- John-Michael Wright has made a three-pointer in 11-straight games dating back to the win over Tulsa on Nov. 25. He has made at least one three-pointer in 29 of his past 35 games dating back to last season at High Point.
- The Cowboys have made 10 or more free throws in 11 of the first 16 games this season after doing so in 18 of their 30 games last season.
- The Cowboys have finished with five or more steals in seven-straight regular Big 12 games dating back to last year.
- OSU has forced 10 or more turnovers in eight-straight Big 12 games.
- Avery Anderson III has made a name for himself with his hounding on-ball defense. The senior guard has recorded at least two steals in 10 of the Cowboys first 16 games.
- Bryce Thompson has led the Cowboys in scoring in four of the past six games.
- Kalib Boone has led OSU in rebounding in three of the past five games coming into the game against Baylor.
- Tyreek Smith has started two-straight games for the Cowboys, his longest stretch of starts at OSU since he started the final seven games last season.
- OSU has faced four-straight teams inside Ken-Pom's top-30 and won't play anyone outside the top-30 until it faces Ole Miss on Jan. 28 as the Rebels are currently ranked 85.
- OSU is 1-3 in its past four road games.

THE COWBOYS IN GALLAGHER-IBA ARENA

	W	L	Win %
Overall	844	252	77.0%
Non-Conference	451	55	89.2%
Non-Con Since 1989	236	15	94.3%
Conference	391	196	67.6%
Big 12	151	68	68.9%

Noting The Program

Five Oklahoma State representatives have earned the highest honor in basketball - enshrinement in the Naismith Memorial Basketball Hall of Fame in Springfield, Massachusetts. From Bob Kurland, who went into the Hall in 1961, to Eddie Sutton's selection in 2020, Cowboy basketball has made its presence felt in the world of basketball. Among its peer schools in the Big 12, only Kansas has more Naismith Hall of Famers than Oklahoma State.

Four members of the Cowboy family have also earned a place in the National Collegiate Basketball Hall of Fame in Kansas City, Missouri. The Hall opened in 2006, and Mr. Henry Iba, Don Haskins and Bob Kurland were all enshrined in the inaugural class. Eddie Sutton earned his spot in the Hall in 2011.

NAISMITH HALL OF FAMERS

Bob Kurland	Enshrined in 1961
Mr. Henry Iba	Enshrined in 1969
Don Haskins	Enshrined in 1997
Bill Self	Enshrined in 2017
Eddie Sutton	Enshrined in 2020

COLLEGE BASKETBALL HALL OF FAMERS

Don Haskins	Inducted in 2006
Mr. Henry Iba	Inducted in 2006
Bob Kurland	Inducted in 2006
Eddie Sutton	Inducted in 2011

OSU was the first Division I men's basketball program to win back-to-back national titles. Then known as the Aggies, Oklahoma A&M produced the best record in school history, going 31-2. A&M became the first school in NCAA history to win back-to-back national basketball titles in front of 18,479 fans inside Madison Square Garden.

The Aggies defeated long-time rival Kansas 49-38 for the district title and defeated Baylor 44-29 in the semifinals of the Western Regionals in Kansas City. A 52-35 victory over California in the regional finals sent A&M to New York for the second-consecutive year, this time against North Carolina.

The Aggie defense was dominant, limiting the Tar Heels to just 17 points at halftime and holding on for a 43-40 victory.

Kurland led the nation in scoring, averaging 19.5 ppg. A&M held its opponents to just 32.1 points per contest, leading the nation in scoring defense.

Alongside Kurland, Parks and Williams were later silver medalists at the FIBA World Championships. A.L. Bennett, a sophomore at the time, was named an All-American two years later.

STARTERS / SPECIALTY STATS / MISCELLANEOUS

2022-23 STARTING LINEUPS

Opponent	Starter	Starter	Starter	Starter	Starter
UTA	Cisse	Boone	Thompson	Anderson	Wright
SIU	Cisse	Boone	Thompson	Anderson	Wright
Oakland	Cisse	Boone	Thompson	Anderson	Wright
UCF	Cisse	Boone	Thompson	Anderson	Wright
DePaul	Cisse	Boone	Thompson	Anderson	Wright
Tulsa	Cisse	Boone	Thompson	Anderson	Wright
PVAMU	Cisse	Boone	Thompson	Anderson	Wright
UConn	Cisse	Boone	Thompson	Anderson	Wright
Sam Houston	Cisse	Boone	Thompson	Anderson	Wright
Va Tech	Cisse	Boone	Thompson	Anderson	Wright
Wichita State	Cisse	Boone	Thompson	Anderson	Wright
Texas A&M CC	Cisse	Boone	Thompson	Anderson	Wright
Kansas	Cisse	Boone	Thompson	Anderson	Wright
WVU	Cisse	Boone	Thompson	Anderson	Wright
Texas	Smith	Boone	Thompson	Anderson	Wright
K-State	Smith	Boone	Thompson	Anderson	Wright

2022-23 SPECIALTY STATS

Opponent	OKLAHOMA STATE					OPPONENTS				
	Paint	Off/TO	2nd	Brk	Bench	Paint	Off/TO	2nd	Brk	Bench
UTA	28	17	9	11	18	32	17	10	13	43
SIU	28	15	7	15	15	24	8	5	6	16
Oakland	42	19	5	19	33	32	7	6	8	18
UCF	26	20	15	4	26	12	18	8	0	26
DePaul	42	16	12	2	23	26	17	11	4	12
Tulsa	44	18	17	14	29	30	13	16	10	29
PVAMU	42	20	18	7	24	16	12	0	8	17
UConn	32	8	17	2	20	26	27	17	9	11
Sam Houston	24	16	18	13	18	20	14	12	10	17
Va Tech	28	14	11	8	16	24	19	10	7	12
Wichita State	16	11	1	2	7	30	11	6	8	18
Texas A&M CC	32	9	6	9	33	18	10	5	8	33
Kansas	18	22	15	6	17	24	7	19	1	14
WVU	34	12	12	8	12	14	13	8	8	11
Texas	14	8	12	3	13	16	11	16	3	18
K-State	30	10	16	9	24	20	19	0	11	17

Week-By-Week In The Rankings

Week	Preseason	11/14	11/21	11/28	12/8	12/12	12/19	12/26	1/5
AP Poll	NA	NA	NA	NA	NA	NA	NA	NA	NA
Coaches	NA	NA	NA	NA	NA	NA	NA	NA	NA
N.E.T.	NA	NA	NA	NA	52	54	46	46	35
KenPom	34	33	40	34	34	34	34	30	26

Week	1/9	TBA	TBA	TBA	TBA	TBA	TBA	TBA	Final
AP Poll	NA								
Coaches	NA								
N.E.T.	40								
KenPom	28								

OSU's Largest ...

Overall win... 29 (11/13 at Oakland)
 Overall loss... 10 (12/1 at No. 8 UConn)
 Overall lead... 36 (11/13 at Oakland)
 Overall deficit... 20 (12/1 at No. 8 UConn)
 Overall deficit overcome... 6 (11/25 vs. Tulsa)
 Overall Lead conceded... 17 (11/18 vs. UCF)
 Largest scoring run... 17-0 (11/25 vs. Tulsa)
 Largest scoring run allowed... 15-0 (12/1 at No. 8 UConn)
 Halftime lead... 24 (12/20 vs. Texas A&M CC)
 Halftime lead conceded... 15 (12/31 at No. 4 Kansas)
 Halftime deficit... 17 (12/1 at No. 8 UConn)
 Halftime deficit overcome... NA

Misc. Statistics

Double-Doubles	Record By Uniform
Cisse	5
Boone	1
White/Cowboys	4-0
White/Cursive	1-2
Blue	1-1
Black	1-2
Gray	1-0

Dunks	Total
Boone	23
Smith	12
Cisse	28
Asberry	1
Anderson	1
Newton	1
Total	66

Boynton by Opponent

Arkansas	1-1	Prairie View A&M	2-0
Austin Peay	1-0	Pittsburgh	1-0
Baylor	3-8	Sam Houston	1-0
Central Arkansas	1-0	South Carolina	1-0
Cleveland State	1-0	Southern Illinois	0-1
Charlotte	1-1	Southeastern La.	1-0
Charleston	3-0	Stanford	1-0
DePaul	1-0	Syracuse	1-0
Georgetown	0-1	TCU	3-8
Houston	1-2	Texas	5-7
Houston Baptist	1-0	Texas A&M	1-1
Iowa State	7-4	TAMU-Corpus Christi	2-0
Kansas	3-9	UT Arlington	3-0
Kansas City	1-0	UCF	0-1
Kansas State	5-6	UConn	0-1
Florida	0-1	UTSA	1-0
Florida Gulf Coast	1-0	Texas Southern	1-0
Florida State	1-0	Texas Tech	5-5
Liberty	1-0	Tulsa	1-0
LSU	1-0	UMass-Lowell	1-0
Marquette	1-0	UTRGV	1-0
Memphis	1-0	Tulsa	1-1
Minnesota	0-2	Villanova	0-1
Mississippi	1-0	Virginia Tech	0-1
Mississippi Valley St.	1-0	Western Kentucky	0-1
NC State	1-0	West Virginia	7-5
Nebraska	0-1	Western Michigan	1-0
Oakland	2-1	Wichita State	2-3
Oklahoma	6-5	Xavier	0-1
Oral Roberts	4-0	Yale	1-0
Oregon State	0-1		
Pepperdine	1-0		

RECORDS WATCH / OSU'S RECORD WHEN ...

Records Watch

Points In A Career

41.	1,021	13.3	K.C. Kincaide (1972-75)
42.	1,020	8.4	Marshall Moses (2007-11)
43.	1,019	15.0	Joey Graham (2003-05)
44.	1,015	8.9	Isaac Likekele (2018-22)
--			
	1,649	16.2	John-Michael Wright (2022-Present) ***
	983	9.6	Avery Anderson III (2020-Present)
	1,033	10.6	Caleb Asberry (2022-Present) ***

Blocks In A Career

5.	167	1.7	Leroy Combs (1979-83)
6.	164	1.6	Michael Cobbins (2011-15)
7.	156	1.2	Ivan McFarlin (2001-05)
8.	145	2.3	Yor Anei (2018-20)
9.	125	1.2	Kalib Boone (2019-Present)
10.	113	0.8	Markel Brown (2010-14)
11.	111	0.8	Mitchell Solomon (2014-18)
12.	101	1.0	Marcus Dove (2004-08)
13.	92	0.7	Desmond Mason (1996-2000)
	92	1.9	Moussa Cisse (2021-Present)
14.	91	1.0	Johnny Pittman (1988-91)

Steals In A Career

5.	169	2.7	Brooks Thompson (1992-94)
6.	167	1.3	Darwyn Alexander (1988-92)
7.	164	1.2	Phil Forte (2012-17)
8.	160	1.4	Isaac Likekele (2018-22)
9.	159	1.3	Byron Houston (1988-92)
10.	158	1.7	Victor Williams (2000-03)
	158	1.2	Desmond Mason (1996-00)
12.	155	1.4	Matt Clark (1978-83)
13.	154	1.2	Joe Adkins (1996-00)
14.	153	1.4	Avery Anderson III (2019-Present)
15.	151	1.2	Chianti Roberts (1993-97)
16.	144	1.1	Keiton Page (2008-12)

Field Goal Percentage In A Career

1.	58.5	Bryant Reeves (1991-95)	874-1495
	58.5	Kalib Boone (2019-Present)	282-482
2.	58.4	Ivan McFarlin (2001-05)	608-1041
4.	56.8	Royce Jeffries (1986-90)	406-715
5.	56.5	Alex Webber (1996-2000)	203-359

Free Throw Percentage In A Career

18.	81.4	Jack Herron (1965-68)	153-188
19.	81.1	Melvin Wright (1954-57)	197-243
20.	81.0	Avery Anderson III (2019-Present)	243-300
21.	80.3	Glendon Alexander (1998-2000)	102-127
22.	80.2	Cameron McGriff (2016-Pr.)	345-430

Big 12 Blocks In A Career

1.	2.0	72	Yor Anei (2019-20)
2.	1.9	37	Moussa Cisse (2021-Present)
	1.9	119	Andre Williams (2000-03)
4.	1.7	91	Michael Cobbins (2012-15)
5.	1.2	76	Ivan McFarlin (2002-05)
6.	1.1	53	Marcus Dove (2005-08)
7.	1.0	33	Philip Jurick (2012-13)
	1.0	32	Tony Allen (2003-04)
9.	0.9	59	Kalib Boone (2020-Present)
	0.9	63	Mitchell Solomon (2014-18)
	0.9	64	Markel Brown (2011-14)
12.	0.8	30	Kamari Murphy (2013-14)

Big 12 Steals In A Career

1.	3.0	99	Marcus Smart (2013-14)
2.	2.0	64	Tony Allen (2003-04)
3.	1.9	35	Anthony Hickey (2015)
4.	1.7	107	Byron Eaton (2006-09)
5.	1.7	81	Victor Williams (2001-03)
6.	1.5	54	Rondel Walker (2020-22)
7.	1.4	66	Avery Anderson III (2019-Present)
	1.4	87	Joe Adkins (1997-2000)
	1.4	39	Jawun Evans (2015-2017)

Big 12 Free Throw Percentage In A Career

1.	90.9	70-77	John Lucas (2004-05)
2.	90.5	114-126	Joey Graham (2004-05)
3.	88.0	190-216	Keiton Page (2009-12)
4.	87.6	204-233	Phil Forte III (2012-2017)
5.	83.4	146-175	Terrel Harris (2006-09)
6.	82.9	126-152	Jawun Evans (2015-17)
7.	80.9	123-152	Avery Anderson III (2019-Present)
8.	80.5	211-262	James Anderson (2008-10)

Wins As Oklahoma State Head Coach

1.	Henry P. Iba (1934-70)	653 (970 games)
2.	Eddie Sutton (1990-2006)	368 (519 games)
3.	Travis Ford (2008-16)	155 (266 games)
4.	Paul Hansen (1979-86)	107 (196 games)
5.	Mike Boynton (2017-Present)	96 (176 games)

10-Point Performances This Season (2022-23)

No.	Name	Current Streak
10	Avery Anderson III	--
9	Bryce Thompson	--
8	Kalib Boone	3 games
7	Moussa Cisse	--
7	John-Michael Wright	--
4	Tyreek Smith	--
4	Caleb Asberry	1 game
1	Quion Williams	--

10-Rebound Performances This Season (2022-23)

No.	Name	Current Streak
9	Moussa Cisse	--
1	Kalib Boone	1 game

*** Will not count toward the Oklahoma State 1,000-point scorer list as they transferred in this past season.

OSU's Record When

	2022-23	Boynton Era
Overall	9-7	96-80
Big 12 Conference games only	1-3	40-54
Non-Conference games only	8-4	56-26
Home games	6-2	59-30
Away games	2-3	23-39
Neutral games	1-2	14-11
vs. AP Top 25	0-4	20-35
vs. KenPom Top 50	1-5	34-64
vs. KenPom 51-100	3-3	18-14
Leading at halftime	9-4	78-23
Tied / Trailing at halftime	0-3	18-57
Shooting 50 percent or better	4-0	27-3
Shooting less than 50 percent	5-7	69-76
Shooting same/better than opponent	9-3	82-23
Shooting worse than opponent	0-4	14-56
Opp. shoots 50 pct. or better	0-0	4-21
Opp. shoots less than 50 pct.	9-7	48-49
Opp. shoots less than 40 pct.	9-6	67-20
Out-rebounding opponent	8-4	64-25
Opp. has more/same # of rebounds	1-3	32-55
Committing fewer TOs than opponent	5-1	52-35
Committing more or same # of TOs	4-6	44-45
Forced less than 10 turnovers	0-2	4-17
Forced 10-14 turnovers	5-2	44-31
Forced 15-19 turnovers	4-2	38-25
Forced 20-plus turnovers	0-1	11-7
Making more FTs than opponent	4-3	64-19
Making fewer or same # of FTs	5-4	32-61
Scoring 80-89 points	3-0	33-8
Scoring 90-99 points	1-0	6-0
Scoring 100-plus points	0-0	2-0
Opponent scores less than 50 points	1-0	7-0
Opponent scores less than 60 points	5-1	10-5
Opponent scores less than 70 points	8-5	47-19
Opponent scores less than 80 points	9-7	42-42
Opponent scores 80-plus points	0-0	6-22
Opponent scores 90-plus points	0-0	2-3
Opponent scores 100-plus points	0-0	0-1
Final Margin: 1-3 points	0-2	14-16
4-6 points	1-2	19-14
7-10 points	2-3	20-17
11-15 points	2-0	15-18
16-19 points	0-0	10-6
20-plus points	4-0	18-9
National television		
CBS	0-1	3-5
CBS Sports	1-1	1-1
ABC	--	2-1
ESPN	--	10-8
ESPN2	0-1	14-25
ESPNU	3-2	20-19
ESPNews	--	2-3
FloHoops	--	1-0
Longhorn Network	--	0-2
Fox Sports 1 / 2	--	2-0
FSN / FCS	0-1	12-3
Big Ten Network	--	0-2
TNT/TBS	--	1-1
ESPN+ / ESPN3	5-1	24-9
Miscellaneous		
Oklahoma State's all-time record		1,722-1,223
Consecutive Games With 3-Pointer		743

PLAYER SPOTLIGHT

O AVERY ANDERSON III

Guard • 6-3 • 158 • Senior • Justin, Texas • Northwest HS



- Asserted himself as a true scoring threat as he led the Cowboys in three-point percentage and points.
- In 30 games, earned 30 starts and averaged 28.6 minutes per game with 12.1 points. Averaged 3.1 rebounds with 2.3 assists and 1.8 steals.
- Opened his junior campaign with 13 points against UT-Arlington on Nov. 9 in OSU's win.
- In a tough home stretch against Wichita State, Xavier and Cleveland State, recorded double-digit scoring three-straight games as he scored 17 against Wichita State, 26 against Xavier then followed it up with 29 in the win over Cleveland State.
- Recorded a season-best seven rebounds at West Virginia on Jan. 11.
- Scored a career-high 34 points on Jan. 26 at home against Iowa State. It was one of just 11 30-point games that season from Big 12 athletes and was the second most scored. Only Ochai Agbaji (37 points against Texas Tech) scored more in a game on the season in the Big 12.
- Had a season-best streak of seven games starting at TCU on Feb. 8 in which he finished with double-digit scoring. Streak included games against Kansas State, Baylor, at Oklahoma and at Iowa State.
- In total, had 15 double-digit scoring games in OSU's 30 contests.
- Was a threat defensively, most notably in the win over Iowa State on March 2. Recorded a season-best five steals to help OSU hold Iowa State to just 36 points. On the season, he finished with fourth-best steals per game average in the conference (1.77).
- Averaged the 14th-most points per game in the Big 12.
- Speaking of Big 12 standings, also had the sixth-best free throw percentage (.761).
- In conference only games, had the 17th-best scoring average (11.94) 11th-best assists per contest average (2.61), ninth-best free throw percentage (.773) and the fourth-best steals per game average (1.67).

2022-23 GAME-BY-GAME STATS

#0 ANDERSON, III, Avery

Opponent	Date	GS	MIN	Total		3-Pointers		Free throws		Rebounds				PF	A	TO	BLK	STL	PTS	AVG	
				FG-FGA	PCT	3FG-3FGA	PCT	FT-FTA	PCT	OFF	DEF	TOT	AVG								
UT Arlington	11/07/2022	*	25:21	2-9	.222	0-4	.000	3-3	1.000	0	7	7	7.0	5	1	1	1	2	7	7.0	
Southern Ill.	11/10/2022	*	30:56	7-15	.467	0-1	.000	0-0	.000	0	3	3	5.0	2	3	3	0	5	14	10.5	
at Oakland	11/13/2022	*	32:53	7-10	.700	1-1	1.000	3-3	1.000	0	2	2	4.0	2	7	3	1	1	18	13.0	
vs UCF	11/18/2022	*	38:15	1-7	.143	0-4	.000	10-12	.833	0	6	6	4.5	2	5	4	1	2	12	12.8	
vs DePaul	11/20/2022	*	30:11	4-9	.444	1-3	.333	7-9	.778	1	1	2	4.0	4	1	4	0	2	16	13.4	
Tulsa	11/25/2022	*	21:09	2-7	.286	0-2	.000	2-2	1.000	0	5	5	4.2	4	3	4	0	2	6	12.2	
Prairie View	11/27/2022	*	27:45	4-8	.500	1-4	.250	7-8	.875	2	2	4	4.1	1	3	1	0	1	16	12.7	
at UConn	12/01/2022	*	31:05	5-13	.385	0-1	.000	4-4	1.000	2	3	5	4.3	4	0	3	0	2	14	12.9	
Sam Houston	12/06/2022	*	29:11	3-8	.375	1-3	.333	3-3	1.000	1	2	3	4.1	2	4	2	0	1	10	12.6	
vs Virginia Tech	12/11/2022	*	28:24	5-9	.556	3-5	.600	2-2	1.000	0	2	2	3.9	2	4	5	1	3	15	12.8	
vs Wichita St.	12/17/2022	*	27:37	1-5	.200	0-4	.000	6-6	1.000	0	5	5	4.0	3	0	2	0	4	8	12.4	
A&M-Corpus Christi	12/20/2022	*	30:38	3-7	.429	2-6	.333	2-2	1.000	0	5	5	4.1	2	9	5	1	2	10	12.2	
at Kansas	12/31/2022	*	31:47	1-5	.200	0-3	.000	0-0	.000	0	4	4	4.1	0	2	3	0	2	2	11.4	
West Virginia	01/02/2023	*	21:23	6-10	.600	0-2	.000	1-1	1.000	0	5	5	4.1	5	2	5	0	0	13	11.5	
Texas	01/07/2023	*	24:22	2-9	.222	0-3	.000	1-4	.250	1	1	2	4.0	2	1	1	0	0	5	11.1	
at Kansas St.	01/10/2023	*	12:07	0-3	.000	0-2	.000	0-0	.000	0	2	2	3.9	1	3	2	0	0	0	10.4	
Totals			16	443:04	53-134	.396	9-48	.188	51-59	.864	7	55	62	3.9	41	48	48	5	29	166	10.4

Player Averages

Games Played	Minutes/game	Points/game	FG Pct	3FG Pct	FT Pct	Rebounds/game	Assists/game	Turnovers/game	Assist/Turnover ratio	Steals/game	Blocks/game
16	27.7	10.4	39.6	18.8	86.4	3.9	3.0	3.0	1.0	1.8	0.3

CAREER GAME HIGHS / SUPERLATIVES

Points	34 vs Iowa State, 01/26/22
Rebounds	10 vs Texas, 02/06/21
Field Goals	11, 2X, last vs Cleveland State, 12/13/21
Field Goals Att.	18 vs Xavier, 12/05/21
3-Point FG	5 vs Iowa State, 01/26/22
3-Point FG Att.	11 vs Iowa State, 01/26/22
Free Throws Made	11 vs Iowa State, 01/26/22
Free Throws Att.	13, 2X, last vs Iowa State, 01/26/22
Assists	9 vs Texas A&M-Corpus Christi, 12/20/22
Steals	5, 2X, last vs Southern Illinois, 11/10/22
Blocks	2, 2X, last vs Oklahoma, 02/05/22
Minutes	44:39 vs Texas, 02/06/21

Miscellaneous

Miscellaneous	Career
Games with 10+ points	43
Games with 20+ points	8
Games with 5+ rebounds	24
Games with 10+ rebounds	1
Games with 3+ assists	31
Games with 2+ steals	39
Games with 2+ blocks	11
Double-Doubles	1
Games led OSU in points	16
Games led OSU in rebounds	5
Games led OSU in assists	15
Games led OSU in steals	34
Games led OSU in blocks	10

CAREER STATS

ANDERSON, III, Avery

SEASON TEAM	GP-GS	MIN/AVG	Field Goals	3-Point	F-Throws	Rebounds	PF-F	A	TO	BLK	STL	Scoring							
			FG-FGA	3FG-3FGA	FT-FTA	OFF DEF TOT AVG						PTS AVG							
2019-20 OSU	30-4	461/15.4	48-132	.364	2-6	.077	28-35	.800	9	55	64	2.1	63.0	42	55	8	31	126	4.2
2020-21 OSU	27-23	822/30.5	116-244	.475	19-58	.328	78-93	.839	13	96	109	4.0	84.4	54	70	8	40	329	12.2
2021-22 OSU	30-30	858/28.6	121-303	.399	34-105	.324	86-113	.761	10	84	94	3.1	76.2	68	87	8	53	362	12.1
2022-23 OSU	16-16	443/27.7	53-134	.396	9-48	.188	51-59	.864	7	55	62	3.9	41.2	48	48	5	29	166	10.4
TOTAL	103-73	2584/25.1	338-813	.416	64-237	.270	243-300	.810	39	290	329	3.2	264.8	212	260	29	153	983	9.5

PLAYER SPOTLIGHT

1 BRYCE THOMPSON

Guard • 6-6 • 194 • Junior • Tulsa, Okla. • Booker T. Washington HS



- Quickly proved to be a true scoring threat and a fantastic fit in Stillwater during his first season at OSU.
- Played in 29 of OSU's 30 games with 26.2 minutes per game. He averaged 10.6 points per contest with 2.3 rebounds and 1.1 assists.
- In his first two games in the orange and black, posted 26 points against UT-Arlington and Oakland.
- Found his groove in Big 12 play in the back end of OSU's three-game road trip to West Virginia, Texas Tech and Baylor. Posted 30 points in the games at Texas Tech and Baylor with seven assists as he helped OSU to its first ever win on the road against the top-ranked team in the country.
- Recorded a career-best 23 points in the win over Kansas State on Feb. 19 in Gallagher-Iba Arena.
- Played 32 or more minutes in four of the final five games of the season.
- Reaching double-figure scoring in 15 of his 29 games played.

2022-23 GAME-BY-GAME STATS

#1 THOMPSON, Bryce

Opponent	Date	GS	MIN	Total		3-Pointers		Free throws		Rebounds				PF	A	TO	BLK	STL	PTS	AVG	
				FG-FGA	PCT	3FG-3FGA	PCT	FT-FTA	PCT	OFF	DEF	TOT	AVG								
UT Arlington	11/07/2022	*	35:04	6-13	.462	1-5	.200	5-7	.714	0	7	7	7.0	0	2	3	0	1	18	18.0	
Southern Ill.	11/10/2022	*	31:26	6-14	.429	1-4	.250	1-6	.167	1	6	7	7.0	0	2	2	1	0	14	16.0	
at Oakland	11/13/2022	*	26:10	2-9	.222	0-3	.000	0-0	.000	0	4	4	6.0	4	3	1	0	0	4	12.0	
vs UCF	11/18/2022	*	31:06	1-9	.111	0-2	.000	0-0	.000	0	3	3	5.3	2	1	4	0	0	2	9.5	
vs DePaul	11/20/2022	*	27:27	4-9	.444	0-2	.000	0-0	.000	0	2	2	4.6	3	1	4	0	1	8	9.2	
Tulsa	11/25/2022	*	25:18	6-14	.429	4-8	.500	2-2	1.000	0	1	1	4.0	1	1	2	0	0	18	10.7	
Prairie View	11/27/2022	*	28:30	6-12	.500	1-3	.333	0-2	.000	0	1	1	3.6	0	3	1	1	1	13	11.0	
at UConn	12/01/2022	*	21:42	3-10	.300	0-2	.000	2-2	1.000	1	0	1	3.3	4	0	2	0	0	8	10.6	
Sam Houston	12/06/2022	*	29:10	6-10	.600	4-6	.667	1-2	.500	0	0	0	2.9	3	3	3	0	2	17	11.3	
vs Virginia Tech	12/11/2022	*	28:10	2-9	.222	0-4	.000	0-0	.000	0	1	1	2.7	4	4	4	0	0	4	10.6	
vs Wichita St.	12/17/2022	*	33:45	7-17	.412	5-9	.556	0-0	.000	0	1	1	2.5	0	5	4	0	0	19	11.4	
A&M-Corpus Christi	12/20/2022	*	32:22	4-10	.400	4-8	.500	1-2	.500	1	3	4	2.7	1	6	3	0	2	13	11.5	
at Kansas	12/31/2022	*	29:14	7-13	.538	7-10	.700	2-2	1.000	0	1	1	2.5	4	1	3	0	0	23	12.4	
West Virginia	01/02/2023	*	33:40	5-14	.357	2-5	.400	3-6	.500	0	1	1	2.4	3	1	1	0	1	15	12.6	
Texas	01/07/2023	*	26:54	1-5	.200	1-2	.500	2-3	.667	0	1	1	2.3	3	0	2	0	0	5	12.1	
at Kansas St.	01/10/2023	*	31:45	2-13	.154	0-5	.000	1-1	1.000	0	5	5	2.5	2	3	2	0	1	5	11.6	
Totals			16	471:44	68-181	.376	30-78	.385	20-35	.571	3	37	40	2.5	34	36	41	2	9	186	11.6

Player Averages

Games Played	Minutes/game	Points/game	FG Pct	3FG Pct	FT Pct	Rebounds/game	Assists/game	Turnovers/game	Assist/Turnover ratio	Steals/game	Blocks/game
16	29.5	11.6	37.6	38.5	57.1	2.5	2.3	2.6	0.9	0.6	0.1

CAREER GAME HIGHS / SUPERLATIVES

Points	23, 2X, last at Kansas, 12/31/22
Rebounds	7, 2X, last vs Southern Illinois, 11/10/22
Field Goals	10 at Kansas State, 02/02/22
Field Goals Att.	18 at Texas, 01/22/22
3-Point FG	7 at Kansas, 12/31/22
3-Point FG Att.	10 at Kansas, 12/31/22
Free Throws Made	6 vs West Virginia, 2/12/22
Free Throws Att.	8 vs West Virginia, 2/12/22
Assists	6 vs Texas A&M-Corpus Christi, 12/20/22
Steals	2, 8X, last vs Texas A&M-Corpus Christi, 12/20/22
Blocks	2 vs Iowa State, 02/11/21
Minutes	38:48 vs Baylor, 02/21/22

Miscellaneous

Miscellaneous	Career
Games with 10+ points	27
Games with 20+ points	4
Games with 5+ rebounds	4
Games with 10+ rebounds	-
Games with 3+ assists	11
Games with 2+ steals	6
Games with 2+ blocks	-
Double-Doubles	-
Games led OSU in points	15
Games led OSU in rebounds	-
Games led OSU in assists	5
Games led OSU in steals	4
Games led OSU in blocks	-

CAREER STATS

THOMPSON, Bryce

SEASON	TEAM	GP-GS	MIN/AVG	Field Goals		3-Point		F-Throws		Rebounds				PF-FO		A	TO	BLK	STL	Scoring	
				FG-FGA	FG%	3FG-3FGA	3FG%	FT-FTA	FT%	OFF	DEF	TOT	AVG	PTS	AVG						
2020-21	KU	20-4	34.3/17.2	36-102	.353	8-36	.222	11-17	.647	5	25	30	1.5	30-0	22	21	3	7	91	4.6	
2021-22	OSU	29-25	75.9/26.2	119-288	.413	29-100	.290	40-60	.667	13	53	66	2.3	54-0	32	36	4	17	307	10.6	
2022-23	OSU	16-16	47.2/29.5	68-181	.376	30-78	.385	20-35	.571	3	37	40	2.5	34-0	36	41	2	9	186	11.6	
TOTAL FOR OSU		45-41	1231/27.4	187-469	.399	59-178	.331	60-95	.632	16	90	106	2.4	88-0	68	77	6	26	493	11.0	
TOTAL		65-45	1574/24.2	223-571	.391	67-214	.313	71-112	.634	21	115	136	2.1	118-0	90	98	9	33	584	9.0	

PLAYER SPOTLIGHT

2 CHRIS HARRIS JR.

Guard • 6-2 • 223 • Senior • Dallas, Texas • South Garland HS



- Did not play last season due to injury.
- Suffered another season-ending knee injury in the first half of the season opener at UT Arlington.
- In that game at UT Arlington, Harris posted four points on 2-of-4 shooting and a steal in just 6:37.
- Harris was coming off a terrific preseason camp and was expected to step into a leadership role for OSU.
- True to form, Harris served as an extension of the Cowboy coaching staff in the locker room and on the sidelines for the entire 2020-21 season.
- Saw action in 22 games as a freshman and earned three starts, including the TCU win.
- Suffered a season-ending knee injury in the win over TCU on Feb. 5. Chris has worked hard in his injury rehabilitation and has returned to the court with a strong presence.
- Posted a season-high 10 points in his first career start against Georgetown.
- Scored in 16 games for the Cowboys in 2019-20.
- Lit up Syracuse with 3-of-7 shooting from 3-point, including a pair from NBA range. He finished the game with nine points.
- Averaged 3.4 points per game in his first season as a Cowboy.
- Also tallied 24 rebounds (1.1 per game), 13 steals (0.6) and 12 assists (0.5) as a freshman.
- Rivals.com awarded Harris a four-star ranking and named him the nation's No. 97 overall recruit.
- ESPN also gave Harris a four-star grade and named him among the top 25 shooting guards in the country.
- 247Sports graded him as the No. 13 player in the state of Texas out of South Garland High School.
- Named a Texas Association of Basketball Coaches All-Region selection and the District 10-6A Offensive Player of the Year.
- As a senior, Harris averaged 18.6 points per game on 45.6 percent shooting (37 percent from 3-point), 5.5 rebounds, 2.3 assists and 2.0 steals per game.
- Helped lead South Garland to a 30-7 record and a trip to the regional finals.

2022-23 GAME-BY-GAME STATS

#2 HARRIS JR., Chris

Opponent	Date	GS	MIN	Total		3-Pointers		Free throws		Rebounds				PF	A	TO	BLK	STL	PTS	AVG	
				FG-FGA	PCT	3FG-3FGA	PCT	FT-FTA	PCT	OFF	DEF	TOT	AVG								
UT Arlington	11/07/2022		08:28	0-3	.000	0-2	.000	1-2	.500	0	0	0	0.0	2	1	0	0	0	1	1.0	
Southern Ill.	11/10/2022		07:24	0-1	.000	0-1	.000	0-0	.000	0	2	2	1.0	1	0	1	0	0	0	0.5	
at Oakland	11/13/2022		14:13	3-4	.750	3-4	.750	0-0	.000	0	2	2	1.3	2	3	1	0	2	9	3.3	
vs UCF	11/18/2022		07:38	0-1	.000	0-1	.000	0-0	.000	0	0	0	1.0	2	1	1	0	0	0	2.5	
vs DePaul	11/20/2022		10:21	1-2	.500	1-2	.500	2-2	1.000	0	1	1	1.0	0	1	1	0	0	5	3.0	
Tulsa	11/25/2022		21:33	2-5	.400	1-3	.333	0-0	.000	0	3	3	1.3	0	4	0	0	1	5	3.3	
Prairie View	11/27/2022		13:12	0-3	.000	0-1	.000	1-3	.333	0	2	2	1.4	1	0	1	1	1	1	3.0	
at UConn	12/01/2022		13:17	1-3	.333	0-0	.000	0-0	.000	0	0	0	1.3	1	2	0	0	0	2	2.9	
Sam Houston	12/06/2022		09:55	0-3	.000	0-3	.000	0-0	.000	0	0	0	1.1	1	1	2	0	0	0	2.6	
vs Virginia Tech	12/11/2022		09:48	1-2	.500	0-1	.000	0-0	.000	1	3	4	1.4	2	0	0	0	1	2	2.5	
vs Wichita St.	12/17/2022		18:05	0-2	.000	0-1	.000	0-0	.000	1	0	1	1.4	1	5	0	0	1	0	2.3	
A&M-Corpus Christi	12/20/2022		18:17	3-6	.500	3-6	.500	0-0	.000	0	3	3	1.5	1	1	1	0	1	9	2.8	
at Kansas	12/31/2022		15:29	1-3	.333	1-2	.500	0-0	.000	0	0	0	1.4	2	0	0	0	1	3	2.8	
West Virginia	01/02/2023		09:20	0-3	.000	0-2	.000	0-0	.000	0	2	2	1.4	0	0	1	0	2	0	2.6	
Texas	01/07/2023		13:38	1-3	.333	1-3	.333	0-0	.000	0	0	0	1.3	0	1	0	1	2	3	2.7	
at Kansas St.	01/10/2023		17:47	1-4	.250	1-3	.333	0-0	.000	0	2	2	1.4	3	2	1	0	0	3	2.7	
Totals			0	208:26	14-48	.292	11-35	.314	4-7	.571	2	20	22	1.4	19	22	10	2	12	43	2.7

Player Averages

Games Played	Minutes/game	Points/game	FG Pct	3FG Pct	FT Pct	Rebounds/game	Assists/game	Turnovers/game	Assist/Turnover ratio	Steals/game	Blocks/game
16	13.0	2.7	29.2	31.4	57.1	1.4	1.4	0.6	2.2	0.8	0.1

CAREER GAME HIGHS / SUPERLATIVES

Points	10 vs Georgetown, 12/04/19
Rebounds	4 vs Virginia Tech, 12/11/22
Field Goals	4 vs Georgetown, 12/04/19
Field Goals Att.	10 vs Georgetown, 12/04/19
3-Point FG	3, 3X, last vs Texas A&M-Corpus Christi, 12/20/22
3-Point FG Att.	7, 2X, last vs Georgetown, 12/04/19
Free Throws Made	2 vs DePaul, 11/20/22
Free Throws Att.	2, 5X, last vs DePaul, 11/20/22
Assists	5 at Wichita State, 12/17/22
Steals	3 vs Wichita State, 12/08/19
Blocks	1 vs Texas, 01/07/23
Minutes	30 vs Wichita State, 12/08/19

Miscellaneous

Miscellaneous	Career
Games with 10+ points	1
Games with 20+ points	0
Games with 5+ rebounds	0
Games with 10+ rebounds	0
Games with 3+ assists	3
Games with 2+ steals	6
Games with 2+ blocks	0
Double-Doubles	0
Games led OSU in points	0
Games led OSU in rebounds	0
Games led OSU in assists	2
Games led OSU in steals	8
Games led OSU in blocks	0

CAREER STATS

HARRIS JR., Chris

SEASON	TEAM	GP-GS	MIN/AVG	Field Goals		3-Point		F-Throws		Rebounds				Scoring						
				FG-FGA	FG%	3FG-3FGA	3FG%	FT-FTA	FT%	OFF	DEF	TOT	AVG	PF	FO	A	TO	BLK	STL	PTS
2019-20	OSU	22-3	333/15.1	29-101	.287	12-59	.203	4-11	.364	3	21	24	1.1	16-0	12	12	0	13	74	3.4
2020-21	OSU	1-0	7/6.6	2-4	.500	0-2	.000	0-0	.000	0	0	0	0.0	0-0	0	0	0	1	4	4.0
2022-23	OSU	16-0	208/13.0	14-48	.292	11-35	.314	4-7	.571	2	20	22	1.4	19-0	22	10	2	12	43	2.7
TOTAL		39-3	548/14.1	45-153	.294	23-96	.240	8-18	.444	5	41	46	1.2	35-0	34	22	2	26	121	3.1

PLAYER SPOTLIGHT

4 WOODY NEWTON

Guard • 6-9 • 195 • Junior • District Heights, Md. • Syracuse/Mt. Zion Prep



- A newcomer to the Cowboy family, Woody Newton saw action in 17 games with 7.5 minutes per contest. He averaged 2.1 points while shooting .343 from the field.
- Earned his first action as a Cowboy in the opening-night win over UT Arlington on Nov. 9.
- Hit two threes on Dec. 5 at home against Xavier as he finished with six points in 7:54 minutes of work.
- Had a season-high nine points against Kansas State on Feb. 19 in 13:46 minutes of action. Was 2-for-3 from behind the arc.

2022-23 GAME-BY-GAME STATS

#4 NEWTON, Woody

Opponent	Date	GS	MIN	Total		3-Pointers		Free throws		Rebounds				PF	A	TO	BLK	STL	PTS	AVG
				FG-FGA	PCT	3FG-3FGA	PCT	FT-FTA	PCT	OFF	DEF	TOT	AVG							
UT Arlington	11/07/2022		14:23	2-5	.400	2-4	.500	0-2	.000	2	0	2	2.0	2	0	2	0	0	6	6.0
Sam Houston	12/06/2022		02:11	0-0	.000	0-0	.000	0-0	.000	0	0	0	1.0	0	0	1	0	0	3.0	
vs Virginia Tech	12/11/2022		05:49	1-3	.333	1-2	.500	1-2	.500	1	2	3	1.7	0	2	0	0	4	3.3	
vs Wichita St.	12/17/2022		05:57	0-2	.000	0-1	.000	0-0	.000	0	2	2	1.8	1	0	1	0	0	2.5	
A&M-Corpus Christi	12/20/2022		04:17	2-2	1.000	0-0	.000	0-0	.000	1	2	3	2.0	1	0	0	0	4	2.8	
at Kansas	12/31/2022		10:16	2-5	.400	0-3	.000	1-1	1.000	1	2	3	2.2	2	0	0	0	5	3.2	
West Virginia	01/02/2023		08:12	0-1	.000	0-0	.000	0-0	.000	2	0	2	2.1	1	0	0	0	0	2.7	
Texas	01/07/2023		12:59	0-1	.000	0-0	.000	3-5	.600	1	3	4	2.4	4	0	1	0	3	2.8	
at Kansas St.	01/10/2023		20:57	2-5	.400	0-1	.000	0-0	.000	2	3	5	2.7	1	1	1	0	2	4	2.9
Totals			0 85:01	9-24	.375	3-11	.273	5-10	.500	10	14	24	2.7	12	1	8	0	2	26	2.9

Player Averages

Games Played	Minutes/game	Points/game	FG Pct	3FG Pct	FT Pct	Rebounds/game	Assists/game	Turnovers/game	Assist/Turnover ratio	Steals/game	Blocks/game
9	9.4	2.9	37.5	27.3	50.0	2.7	0.1	0.9	0.1	0.2	0.0

CAREER GAME HIGHS / SUPERLATIVES

- Points: 9, 4X, last vs Kansas State, 02/19/22
- Rebounds: 8 vs Rider, 12/05/20
- Field Goals: 4 at Boston College, 12/12/20
- Field Goals Att.: 7 at Boston College, 12/12/20
- 3-Point FG: 3 vs Rider, 12/05/20
- 3-Point FG Att.: 5 vs Xavier, 12/05/21
- Free Throws Made: 2, 3X, last vs Prairie View A&M, 11/14/21
- Free Throws Att.: 4 vs Niagra, 12/03/20
- Assists: 1, 5X, last vs Prairie View A&M, 11/14/21
- Steals: 2, 2X, last at Kansas State, 01/10/23
- Blocks: 2 vs Niagra, 12/03/20
- Minutes: 22:00 vs Rider, 12/05/20

Miscellaneous

- Games with 10+ points: -
- Games with 20+ points: -
- Games with 5+ rebounds: 3
- Games with 10+ rebounds: -
- Games with 3+ assists: -
- Games with 2+ steals: 2
- Games with 2+ blocks: 1
- Double-Doubles: -
- Games led OSU in points: -
- Games led OSU in rebounds: -
- Games led OSU in assists: -
- Games led OSU in steals: 1
- Games led OSU in blocks: -

CAREER STATS

NEWTON, Woody

SEASON	TEAM	GP-GS	MIN/AVG	Field Goals		3-Point		F-Throws		Rebounds				Scoring						
				FG-FGA	FG%	3FG-3FGA	3FG%	FT-FTA	FT%	OFF	DEF	TOT	AVG	PF	FO	A	TO	BLK	STL	PTS
2020-21	SU	11-0	87/7.9	13-28	.464	7-18	.389	5-8	.625	2	18	20	1.8	9-0	1	4	3	3	38	3.5
2021-22	OSU	17-0	128/7.5	12-35	.343	8-28	.286	3-7	.429	5	10	15	0.9	14-0	4	2	3	5	35	2.1
2022-23	OSU	9-0	85/9.4	9-24	.375	3-11	.273	5-10	.500	10	14	24	2.7	12-0	1	8	0	2	26	2.9
TOTAL FOR OSU		26-0	213/8.2	21-59	.356	11-39	.282	8-17	.471	15	24	39	1.5	26-0	5	10	3	7	61	2.3
TOTAL		37-0	299/8.1	34-87	.391	18-57	.316	13-25	.520	17	42	59	1.6	35-0	6	14	6	10	99	2.7

PLAYER SPOTLIGHT

5 CALEB ASBERRY

Guard • 6-3 • 165 • Redshirt Senior • Pflugerville, Texas • Texas State/Pflugerville HS



- Two-time NABC All-District selection (Second Team in both 2021, 2022).
- Two-time All-Sun Belt (2021: Third Team, 2022: First Team).
- Three-time Sun Belt Conference Player of the Week.
- 2021 Good Sam Empire Classic Tournament MVP (2021-22 season).
- 2020 Pioneer Challenge MVP (2020-21 season).
- 2020-21 Scholar Baller and the Institute for Sport & Social Justice Academic Momentum Award.
- NABC All-District 23 Second Team in 2022, alongside an All-Sun Belt First Team selection and was a two-time Sun Belt Player of the Week (Nov. 21 and Feb. 27).
- First Bobcat in school history to earn back-to-back All-District honors from the NABC.
- Started all 29 games during the 2021-22 season, the only Bobcat to do that, as he led the team in scoring with a career-high 13.6 points and also paced the team in minutes played (847), steals (37), three-pointers made (63).
- Averaged 13.6 points, 4.6 rebounds, 2.2 assists, and 1.3 steals during the standout year with a 43.3 percent field goal percentage and shot 38.7 percent from three.
- One of three Bobcats to average 10.0 or more points throughout the 2021-22 season was finished 11th in the Sun Belt in scoring.
- The season prior, he appeared in all 25 games and started the final 19 contests.
- For his efforts, was named a 2021 All-Sun Belt Conference Third Team selection and 2020-21 NABC Division I All-District 23 Second Team selection.
- That year, his junior season, he averaged 13.3 points with a 48.4 field goal percentage, 41.7 3-point field goal percentage and led the team for the second consecutive season with an 81.3 free-throw percentage.
- Also averaged 4.3 rebounds, 1.9 assists (47 total), and 1.2 steals per game (30 total).
- Totaled 18 games with 10 or more points highlighted by an eight-game streak scoring in double figures.
- Registered five games with 20 or more points and nine games with three or more made 3-point field goals.
- His first year with the Bobcats, his sophomore season, he appeared in 29 games and made five starts.
- That year, he averaged 17.1 minutes per game and scored 6.7 points per game on a 39.3 field goal percentage, 24.7 3-point field goal percentage, and an 86.1 free-throw percentage.
- Also averaged 2.5 rebounds, 0.8 assists, 0.7 steals and 0.2 blocks per game and scored 10 or more points in 10 games, including a season-high 18 points vs. UTSA where he knocked down three triples.

2022-23 GAME-BY-GAME STATS

#5 ASBERRY, Caleb

Opponent	Date	GS	MIN	Total			3-Pointers		Free throws		Rebounds			PF	A	TO	BLK	STL	PTS	AVG	
				FG-FGA	PCT	3FG-3FGA	PCT	FT-FTA	PCT	OFF	DEF	TOT	AVG								
UT Arlington	11/07/2022		23:44	2-7	.286	0-4	.000	0-0	.000	0	1	1	1.0	4	4	5	0	2	4	4.0	
Southern Ill.	11/10/2022		20:45	3-6	.500	3-6	.500	4-4	1.000	0	2	2	1.5	3	0	0	1	0	13	8.5	
at Oakland	11/13/2022		21:21	4-7	.571	3-5	.600	2-2	1.000	0	3	3	2.0	2	1	1	0	0	13	10.0	
vs UCF	11/18/2022		29:35	2-8	.250	2-6	.333	0-0	.000	0	2	2	2.0	2	2	1	0	1	6	9.0	
vs DePaul	11/20/2022		26:00	2-4	.500	1-2	.500	2-2	1.000	1	2	3	2.2	3	3	0	0	0	7	8.6	
Tulsa	11/25/2022		20:29	2-7	.286	2-5	.400	2-2	1.000	1	4	5	2.7	2	1	0	0	3	8	8.5	
Prairie View	11/27/2022		17:55	2-4	.500	0-2	.000	0-0	.000	1	5	6	3.1	1	1	1	0	0	4	7.9	
at UConn	12/01/2022		26:58	3-4	.750	3-4	.750	2-2	1.000	0	2	2	3.0	3	3	3	0	0	11	8.3	
Sam Houston	12/06/2022		23:02	1-6	.167	0-4	.000	3-4	.750	0	1	1	2.8	1	1	0	0	0	5	7.9	
vs Virginia Tech	12/11/2022		24:43	2-8	.250	2-8	.250	2-2	1.000	0	3	3	2.8	3	2	1	0	0	8	7.9	
at Kansas	12/31/2022		16:35	1-2	.500	1-2	.500	2-2	1.000	0	2	2	2.7	3	2	0	1	0	5	7.6	
West Virginia	01/02/2023		18:50	1-3	.333	1-3	.333	3-4	.750	0	2	2	2.7	2	0	0	0	0	6	7.5	
Texas	01/07/2023		22:33	2-6	.333	2-5	.400	0-2	.000	1	4	5	2.8	1	3	2	1	0	6	7.4	
at Kansas St.	01/10/2023		27:01	5-11	.455	3-7	.429	2-2	1.000	1	4	5	3.0	1	2	1	1	1	15	7.9	
Totals			0	319:31	32-83	.386	23-63	.365	24-28	.857	5	37	42	3.0	31	25	15	4	7	111	7.9

Player Averages

Games Played	Minutes/game	Points/game	FG Pct	3FG Pct	FT Pct	Rebounds/game	Assists/game	Turnovers/game	Assist/Turnover ratio	Steals/game	Blocks/game
14	22.8	7.9	38.6	36.5	85.7	3.0	1.8	1.1	1.7	0.5	0.3

CAREER GAME HIGHS / SUPERLATIVES

Points	28 at Denver, 12/19/20
Rebounds	10, 2X, last vs ULM, 01/13/22
Field Goals	10 at Denver, 12/19/20
Field Goals Att.	17 vs Little Rock, 02/06/21
3-Point FG	6 at Troy, 02/25/22
3-Point FG Att.	10, 3X, last vs Lamar, 12/15/21
Free Throws Made	9 vs Coastal Carolina, 01/09/20
Free Throws Att.	10 vs Coastal Carolina, 01/09/20
Assists	7 vs Utah Tech, 11/19/21
Steals	4, 5X, last vs Troy, 12/30/21
Blocks	2, 3X, at UT Arlington, 01/27/22
Minutes	42:00 vs Little Rock, 02/06/21

Miscellaneous

Miscellaneous	Career
Games with 10+ points	52
Games with 20+ points	11
Games with 5+ rebounds	32
Games with 10+ rebounds	2
Games with 3+ assists	21
Games with 2+ steals	22
Games with 2+ blocks	3
Double-Doubles	2
Games led OSU in points	-
Games led OSU in rebounds	-
Games led OSU in assists	4
Games led OSU in steals	2
Games led OSU in blocks	-

CAREER STATS

ASBERRY, Caleb

SEASON	TEAM	GP-GS	Field Goals			3-Point		F-Throws		Rebounds			PF-FO	A	TO	BLK	STL	Scoring		
			FG-FGA	FG%	3FG-3FGA	3FG%	FT-FTA	FT%	OFF	DEF	TOT	AVG						PTS	AVG	
2019-20	TXST	29-5	496/27.1	70-176	.393	23-93	.247	31-36	.861	35	57	72	2.5	48-0	24	27	5	19	194	6.7
2020-21	TXST	25-19	725/29.0	122-252	.484	50-120	.417	39-48	.813	15	92	107	4.3	52-0	47	49	5	30	333	13.3
2021-22	TXST	29-29	848/29.2	125-289	.433	63-163	.387	82-100	.820	19	113	132	4.6	70-1	63	61	14	37	395	13.6
2022-23	OSU	14-0	320/22.8	32-83	.386	23-63	.365	24-28	.857	5	37	42	3.0	31-0	25	15	4	7	111	7.9
TOTAL FOR OSU		14-0	320/22.8	32-83	.386	23-63	.365	24-28	.857	5	37	42	3.0	31-0	25	15	4	7	111	7.9
TOTAL		97-53	2368/24.6	349-802	.435	159-439	.362	176-212	.830	54	299	353	3.6	201-1	159	152	26	93	1033	10.6

PLAYER SPOTLIGHT

12 NAZ BROWN

Guard • 6-0 • 181 • Freshman • Fort Worth, Texas • Coppell HS



- Was a four-year letterwinner at Coppell High School.
- Averaged 15.6 points per game with 3.7 rebounds and 3.2 assists.
- Honors included an All-Region selection, was the team's MVP at the Kreuger Classic Tournament, was named Newcomer of the Year his freshman season, was a four-time All-District selection and was named to the Coppell Classic All-Tournament Team.
- Helped lead his team to two district championships.

2022-23 GAME-BY-GAME STATS

#12 BROWN, Naz

Opponent	Date	GS	MIN	Total		3-Pointers		Free throws		Rebounds				PF	A	TO	BLK	STL	PTS	AVG
				FG-FGA	PCT	3FG-3FGA	PCT	FT-FTA	PCT	OFF	DEF	TOT	AVG							
at Oakland	11/13/2022		01:18	0-1	.000	0-1	.000	0-0	.000	0	0	0	0.0	0	0	0	0	0	0	0.0
Tulsa	11/25/2022		04:02	0-1	.000	0-1	.000	0-0	.000	0	0	0	0.0	1	0	2	0	0	0	0.0
Prairie View	11/27/2022		01:24	0-0	.000	0-0	.000	0-0	.000	0	0	0	0.0	0	0	0	0	0	0	0.0
A&M-Corpus Christi	12/20/2022		01:19	0-1	.000	0-1	.000	0-0	.000	0	0	0	0.0	0	0	0	0	0	0	0.0
Totals		0	08:03	0-3	.000	0-3	.000	0-0	.000	0	0	0	0.0	1	0	2	0	0	0	0.0

Player Averages

Games Played	Minutes/game	Points/game	FG Pct	3FG Pct	FT Pct	Rebounds/game	Assists/game	Turnovers/game	Assist/Turnover ratio	Steals/game	Blocks/game
4	2.0	0.0	0.0	0.0	0.0	0.0	0.0	0.5	0.0	0.0	0.0

CAREER GAME HIGHS / SUPERLATIVES

Points	-
Rebounds	-
Field Goals	-
Field Goals Att.	1, 3X, last vs Texas A&M-Corpus Christi, 12/20/22
3-Point FG	-
3-Point FG Att.	1, 3X, last vs Texas A&M-Corpus Christi, 12/20/22
Free Throws Made	-
Free Throws Att.	-
Assists	-
Steals	-
Blocks	-
Minutes	4:02 vs Tulsa, 11/25/22

Miscellaneous

Miscellaneous	Career
Games with 10+ points	-
Games with 20+ points	-
Games with 5+ rebounds	-
Games with 10+ rebounds	-
Games with 3+ assists	-
Games with 2+ steals	-
Games with 2+ blocks	-
Double-Doubles	-
Games led OSU in points	-
Games led OSU in rebounds	-
Games led OSU in assists	-
Games led OSU in steals	-
Games led OSU in blocks	-

CAREER STATS

BROWN, Naz

SEASON	TEAM	GP-GS	MIN/AVG	Field Goals		3-Point		F-Throws		Rebounds				PF	FO	A	TO	BLK	STL	Scoring	
				FG-FGA	FG%	3FG-3FGA	3FG%	FT-FTA	FT%	OFF	DEF	TOT	AVG							PTS	AVG
2022-23	OSU	4-0	8/2.0	0-3	.000	0-3	.000	0-0	.000	0	0	0	0.0	1	0	2	0	0	0	0	0.0
TOTAL		4-0	8/2.0	0-3	.000	0-3	.000	0-0	.000	0	0	0	0.0	1	0	2	0	0	0	0	0.0

PLAYER SPOTLIGHT

13 QUION WILLIAMS

Guard • 6-4 • 208 • Freshman • Jonesboro, Ark. • Jonesboro HS



- Was a letter winner at Jonesboro High School in Arkansas.
- Was notably named the state's 5A MVP.
- Selected to the All-State and All-Conference Teams.
- Helped lead his team to two state championships and a 30-3 record.

2022-23 GAME-BY-GAME STATS

#13 WILLIAMS, Quion

Opponent	Date	GS	MIN	Total		3-Pointers		Free throws		Rebounds				PF	A	TO	BLK	STL	PTS	AVG
				FG-FGA	PCT	3FG-3FGA	PCT	FT-FTA	PCT	OFF	DEF	TOT	AVG							
UT Arlington	11/07/2022		08:45	0-0	.000	0-0	.000	1-2	.500	0	0	0	0.0	0	0	0	0	0	1	1.0
Southern Ill.	11/10/2022		05:44	0-0	.000	0-0	.000	0-0	.000	0	0	0	0.0	1	0	0	0	0	0	0.5
at Oakland	11/13/2022		10:32	0-3	.000	0-1	.000	0-0	.000	1	1	2	0.7	1	2	0	0	0	0	0.3
vs UCF	11/18/2022		05:55	1-2	.500	0-1	.000	0-0	.000	0	1	1	0.8	1	0	1	0	0	2	0.8
vs DePaul	11/20/2022		11:51	0-1	.000	0-1	.000	0-0	.000	0	2	2	1.0	3	1	1	0	0	0	0.6
Tulsa	11/25/2022		18:21	3-4	.750	0-1	.000	0-1	.000	3	4	7	2.0	0	1	1	0	1	6	1.5
Prairie View	11/27/2022		25:52	3-3	1.000	1-1	1.000	4-5	.800	1	1	2	2.0	2	2	1	0	2	11	2.9
at UConn	12/01/2022		09:11	0-2	.000	0-1	.000	0-0	.000	0	2	2	2.0	3	0	0	0	0	0	2.5
Sam Houston	12/06/2022		08:45	1-2	.500	1-1	1.000	0-0	.000	1	2	3	2.1	2	0	2	0	0	3	2.6
vs Virginia Tech	12/11/2022		02:16	0-0	.000	0-0	.000	0-0	.000	0	1	1	2.0	0	0	0	0	0	0	2.3
vs Wichita St.	12/17/2022		09:14	0-2	.000	0-1	.000	0-0	.000	1	0	1	1.9	2	1	0	0	0	0	2.1
A&M-Corpus Christi	12/20/2022		15:23	3-8	.375	2-5	.400	0-0	.000	1	1	2	1.9	0	1	1	0	1	8	2.6
West Virginia	01/02/2023		08:44	1-3	.333	0-0	.000	0-0	.000	0	1	1	1.8	3	1	0	0	0	2	2.5
Texas	01/07/2023		10:39	0-2	.000	0-0	.000	1-2	.500	0	4	4	2.0	2	1	1	1	1	1	2.4
at Kansas St.	01/10/2023		07:10	0-1	.000	0-1	.000	0-0	.000	1	2	3	2.1	1	1	0	0	0	2	2.3
Totals		0	158:22	12-33	.364	4-14	.286	6-10	.600	9	22	31	2.1	21	11	8	1	5	34	2.3

Player Averages

Games Played	Minutes/game	Points/game	FG Pct	3FG Pct	FT Pct	Rebounds/game	Assists/game	Turnovers/game	Assist/Turnover ratio	Steals/game	Blocks/game
15	10.6	2.3	36.4	28.6	60.0	2.1	0.7	0.5	1.4	0.3	0.1

CAREER STATS

WILLIAMS, Quion

SEASON	TEAM	GP-GS	MIN/AVG	Field Goals		3-Point		F-Throws		Rebounds				PF-FO	A	TO	BLK	STL	Scoring	
				FG-FGA	FG%	3FG-3FGA	3FG%	FT-FTA	FT%	OFF	DEF	TOT	AVG						PTS	AVG
2022-23	OSU	15-0	158/10.6	12-33	.364	4-14	.286	6-10	.600	9	22	31	2.1	21-0	11	8	1	5	34	2.3
TOTAL		15-0	158/10.6	12-33	.364	4-14	.286	6-10	.600	9	22	31	2.1	21-0	11	8	1	5	34	2.3

CAREER GAME HIGHS / SUPERLATIVES

Points	11 vs Prairie View A&M, 11/27/22
Rebounds	7 vs Tulsa, 11/25/22
Field Goals	3, 3X, last vs Texas A&M-Corpus Christi, 12/20/22
Field Goals Att.	8 vs Texas A&M-Corpus Christi, 12/20/22
3-Point FG	2 vs Texas A&M-Corpus Christi, 12/20/22
3-Point FG Att.	5 vs Texas A&M-Corpus Christi, 12/20/22
Free Throws Made	4 vs Prairie View A&M, 11/27/22
Free Throws Att.	5 vs Prairie View A&M, 11/27/22
Assists	2, 2X, last vs Prairie View A&M, 11/27/22
Steals	2 vs Prairie View A&M, 11/27/22
Blocks	1 vs Texas, 01/07/23
Minutes	25:52 vs Prairie View A&M, 11/27/22

Miscellaneous

Miscellaneous	Career
Games with 10+ points	1
Games with 20+ points	-
Games with 5+ rebounds	1
Games with 10+ rebounds	-
Games with 3+ assists	-
Games with 2+ steals	1
Games with 2+ blocks	-
Double-Doubles	-
Games led OSU in points	-
Games led OSU in rebounds	-
Games led OSU in assists	-
Games led OSU in steals	-
Games led OSU in blocks	-

PLAYER SPOTLIGHT

15 CARSON SAGER

Guard • 6-4 • 207 • Junior • Wichita Falls, Texas • Rider HS



- Saw action in four games for the Cowboys and recorded a bucket against UT Arlington on Nov. 9 – the opening game of the year.
- Recorded two minutes of work against Big 12 foe West Virginia on Feb. 12.
- Recorded the first points of his collegiate career from the free throw line in the 2021-22 season opener vs UT Arlington to a standing ovation from the home crowd at Gallagher-Iba Arena.
- Joined the Cowboys as a walk-on in the fall of 2020 and provided a strong practice presence for the entire season.
- Accompanied OSU during their postseason run in Kansas City and Indianapolis.
- Played a part in OSU's nine wins over AP Top-25 squads, the program's first Big 12 Championship title game appearance since 2005 and its first NCAA Tournament victory since 2009.
- Younger brother of former Cowboy Christien Sager, who played at OSU from 2011-15. Christien informed Carson that he made the OSU team as a walk-on in a viral online video.
- Named a first-team All-District selection for Rider High School in Wichita Falls, Texas.
- Helped lead Rider to a program-best 32-5 record and a spot in the Region I-5A Tournament for the second time in program history.
- Named one of 25 2020 Oil Bowl All-Stars, a prestigious all-star game in the North Texas area.
- MVP of the Fantasy of Lights Tournament in Wichita Falls.
- Academic All-State selection.
- Played AAU ball for Texas Impact.
- Earned valedictorian honors at Rider.
- Son of Charlie and Tacy Sager. His father played basketball at Utah State and Midwestern State.
- Also has a sister named Kelsie, who plays beach volleyball at Central Arkansas.

2022-23 GAME-BY-GAME STATS

#15 SAGER, Carson

Opponent	Date	GS	MIN	Total		3-Pointers		Free throws		Rebounds				PF	A	TO	BLK	STL	PTS	AVG
				FG-FGA	PCT	3FG-3FGA	PCT	FT-FTA	PCT	OFF	DEF	TOT	AVG							
at Oakland	11/13/2022		01:18	0-0	.000	0-0	.000	0-0	.000	0	0	0	0.0	1	0	0	0	0	0	0.0
Tulsa	11/25/2022		01:37	0-0	.000	0-0	.000	0-0	.000	0	0	0	0.0	0	0	1	0	0	0	0.0
Prairie View	11/27/2022		01:24	0-0	.000	0-0	.000	0-0	.000	0	1	1	0.3	0	0	0	0	0	0	0.0
A&M-Corpus Christi	12/20/2022		01:19	0-0	.000	0-0	.000	0-0	.000	0	0	0	0.3	0	0	0	0	0	0	0.0
Totals			05:38	0-0	.000	0-0	.000	0-0	.000	0	1	1	0.3	1	0	1	0	0	0	0.0

Player Averages

Games Played	Minutes/game	Points/game	FG Pct	3FG Pct	FT Pct	Rebounds/game	Assists/game	Turnovers/game	Assist/Turnover ratio	Steals/game	Blocks/game
4	1.4	0.0	0.0	0.0	0.0	0.3	0.0	0.3	0.0	0.0	0.0

CAREER GAME HIGHS / SUPERLATIVES

Points	2 vs UT Arlington, 11/09/21
Rebounds	1, 2X, last vs Prairie View A&M, 11/27/22
Field Goals	-
Field Goals Att.	1 vs UT Arlington, 11/09/21
3-Point FG	-
3-Point FG Att.	-
Free Throws Made	2 vs UT Arlington, 11/09/21
Free Throws Att.	2 vs UT Arlington, 11/09/21
Assists	-
Steals	1 vs Col. of Charleston, 11/22/21
Blocks	-
Minutes	1:37 vs Tulsa, 11/25/22

Miscellaneous

Miscellaneous	Career
Games with 10+ points	-
Games with 20+ points	-
Games with 5+ rebounds	-
Games with 10+ rebounds	-
Games with 3+ assists	-
Games with 2+ steals	-
Games with 2+ blocks	-
Double-Doubles	-
Games led OSU in points	-
Games led OSU in rebounds	-
Games led OSU in assists	-
Games led OSU in steals	-
Games led OSU in blocks	-

CAREER STATS

SAGER, Carson

SEASON	TEAM	GP-GS	MIN	Field Goals		3-Point		F-Throws		Rebounds				PF-FO		A	TO	BLK	STL	Scoring	
				FG-FGA	FG%	3FG-3FGA	3FG%	FT-FTA	FT%	OFF	DEF	TOT	AVG	PTS	AVG						
2021-22	OSU	4-0	6/1.4	0-1	.000	0-0	.000	2-2	1.000	1	0	1	0.3	0-0	0	0	0	0	1	2	0.5
2022-23	OSU	4-0	6/1.4	0-0	.000	0-0	.000	0-0	.000	0	1	1	0.3	1-0	0	1	0	0	0	0	0.0
TOTAL		8-0	11/1.4	0-1	.000	0-0	.000	2-2	1.000	1	1	2	0.3	1-0	0	1	0	0	1	2	0.3

PLAYER SPOTLIGHT

21 BROOKS MANZER

Guard • 6-3 • 290 • Sophomore • Edmond, Okla. • Edmond Memorial HS



- A valuable member of the team, providing energy and motivation off the bench.
- Three-year letter winner after missing most of senior year due to ACL surgery.
- Played on three-consecutive State Tournament teams, including a state-runners up finish in 2021.
- Also played baseball. Was a two-year letter winner and hit .337 for the Bulldogs during his senior season.
- Received the Bulldog Spirit Award for outstanding leadership during his senior year of high school.
- Has completed all requirements necessary to become and Eagle Scout.
- Born on Oct. 23, 2002.
- Son of Bryndon and Janie Manzer.
- Is the 13th member of his family to attend Oklahoma State.
- Father, Bryndon, played basketball at OSU for Eddie Sutton from 1992-94. Grandfather, Lee, taught Marketing at OSU for 43 years and has been the official scorer for Cowboy home games for more than 30 years.
- Plans to major in Applied Exercise Science.

2022-23 GAME-BY-GAME STATS

#21 MANZER, Brooks

Opponent	Date	GS	MIN	Total		3-Pointers		Free throws		Rebounds				PF	A	TO	BLK	STL	PTS	AVG
				FG-FGA	PCT	3FG-3FGA	PCT	FT-FTA	PCT	OFF	DEF	TOT	AVG							
at Oakland	11/13/2022		01:18	0-0	.000	0-0	.000	0-0	.000	0	0	0	0.0	0	1	0	0	0	0	0.0
Tulsa	11/25/2022		01:37	0-0	.000	0-0	.000	0-0	.000	0	0	0	0.0	0	0	0	0	0	0	0.0
Prairie View	11/27/2022		01:24	0-0	.000	0-0	.000	0-0	.000	0	1	1	0.3	0	0	0	0	0	0	0.0
Totals		0	04:19	0-0	.000	0-0	.000	0-0	.000	0	1	1	0.3	0	1	0	0	0	0	0.0

Player Averages

Games Played	Minutes/game	Points/game	FG Pct	3FG Pct	FT Pct	Rebounds/game	Assists/game	Turnovers/game	Assist/Turnover ratio	Steals/game	Blocks/game
3	1.4	0.0	0.0	0.0	0.0	0.3	0.3	0.0	1.0	0.0	0.0

CAREER GAME HIGHS / SUPERLATIVES

Points	-
Rebounds	1 vs Prairie View A&M, 11/27/22
Field Goals	-
Field Goals Att.	-
3-Point FG	-
3-Point FG Att.	-
Free Throws Made	-
Free Throws Att.	-
Assists	1 at Oakland, 11/13/22
Steals	-
Blocks	-
Minutes	1:37 vs Tulsa, 11/25/22

Miscellaneous

Miscellaneous	Career
Games with 10+ points	-
Games with 20+ points	-
Games with 5+ rebounds	-
Games with 10+ rebounds	-
Games with 3+ assists	-
Games with 2+ steals	-
Games with 2+ blocks	-
Double-Doubles	-
Games led OSU in points	-
Games led OSU in rebounds	-
Games led OSU in assists	-
Games led OSU in steals	-
Games led OSU in blocks	-

CAREER STATS

MANZER, Brooks

SEASON	TEAM	GP-GS	MIN/AVG	Field Goals		3-Point		F-Throws		Rebounds				Scoring						
				FG-FGA	FG%	3FG-3FGA	3FG%	FT-FTA	FT%	OFF	DEF	TOT	AVG	PF-FO	A	TO	BLK	STL	PTS	AVG
2022-23	OSU	3-0	4/1.4	0-0	.000	0-0	.000	0-0	.000	0	1	1	0.3	0-0	1	0	0	0	0	0.0
TOTAL		3-0	4/1.4	0-0	.000	0-0	.000	0-0	.000	0	1	1	0.3	0-0	1	0	0	0	0	0.0

PLAYER SPOTLIGHT

22 KALIB BOONE

Forward • 6-9 • 198 • Senior • Tulsa, Okla. • Memorial HS



- Saw action in 26 games for OSU while fighting through early injuries. Earned four starts on the year with 10.9 minutes per game.
- Posted a season-best 20 points in the win over NC State on Nov. 17. Followed it up with 13 points against College of Charleston on Nov. 22 and 11 points at ORU on Nov. 26.
- Had a key 12 points in the win over Oklahoma on Feb. 5.
- Finished with the second-most blocks in the Big 12.

2022-23 GAME-BY-GAME STATS

#22 BOONE, Kalib

Opponent	Date	GS	MIN	Total		3-Pointers		Free throws		Rebounds				PF	A	TO	BLK	STL	PTS	AVG	
				FG-FGA	PCT	3FG-3FGA	PCT	FT-FTA	PCT	OFF	DEF	TOT	AVG								
UT Arlington	11/07/2022	*	26:02	5-7	.714	0-0	.000	5-6	.833	4	4	8	8.0	4	2	1	2	0	15	15.0	
Southern Ill.	11/10/2022	*	28:07	1-3	.333	0-1	.000	0-0	.000	2	3	5	6.5	3	2	1	1	1	2	8.5	
at Oakland	11/13/2022	*	22:20	4-7	.571	0-0	.000	1-1	1.000	2	6	8	7.0	2	2	3	1	0	9	8.7	
vs UCF	11/18/2022	*	19:18	3-7	.429	0-0	.000	4-4	1.000	3	2	5	6.5	4	2	3	0	0	10	9.0	
vs DePaul	11/20/2022	*	24:29	7-11	.636	0-0	.000	3-3	1.000	4	1	5	6.2	5	3	3	0	2	17	10.6	
Tulsa	11/25/2022	*	17:41	3-7	.429	0-1	.000	3-3	1.000	3	1	4	5.8	0	1	2	0	0	9	10.3	
Prairie View	11/27/2022	*	16:22	2-5	.400	1-1	1.000	0-0	.000	2	1	3	5.4	1	2	3	1	0	5	9.6	
at UConn	12/01/2022	*	34:18	5-12	.417	0-0	.000	5-7	.714	5	3	8	5.8	2	0	2	1	1	15	10.3	
Sam Houston	12/06/2022	*	21:04	2-4	.500	0-1	.000	0-0	.000	3	0	3	5.4	1	2	2	0	1	4	9.6	
vs Virginia Tech	12/11/2022	*	27:13	6-10	.600	0-0	.000	3-4	.750	3	4	7	5.6	3	0	2	4	1	15	10.1	
vs Wichita St.	12/17/2022	*	28:48	2-5	.400	0-0	.000	2-4	.500	2	3	5	5.5	2	1	2	0	0	6	9.7	
A&M-Corpus Christi	12/20/2022	*	13:26	2-3	.667	0-1	.000	3-3	1.000	1	2	3	5.3	2	1	1	1	0	7	9.5	
at Kansas	12/31/2022	*	22:12	1-4	.250	0-0	.000	0-0	.000	2	5	7	5.5	1	2	1	1	0	2	8.9	
West Virginia	01/02/2023	*	27:13	5-6	.833	0-0	.000	0-0	.000	1	5	6	5.5	3	0	1	0	0	10	9.0	
Texas	01/07/2023	*	34:13	6-9	.667	0-1	.000	4-4	1.000	4	6	10	5.8	3	1	3	6	1	16	9.5	
at Kansas St.	01/10/2023	*	29:25	9-15	.600	0-0	.000	5-6	.833	2	1	3	5.6	2	1	5	2	2	23	10.3	
Totals			16	392:11	63-115	.548	1-6	.167	38-45	.844	43	47	90	5.6	38	22	35	20	9	165	10.3

Player Averages

Games Played	Minutes/game	Points/game	FG Pct	3FG Pct	FT Pct	Rebounds/game	Assists/game	Turnovers/game	Assist/Turnover ratio	Steals/game	Blocks/game
16	24.5	10.3	54.8	16.7	84.4	5.6	1.4	2.2	0.6	0.6	1.3

CAREER GAME HIGHS / SUPERLATIVES

Points	22 vs Texas, 02/06/21
Rebounds	15 vs Texas, 02/06/21
Field Goals	10 vs Baylor, 01/23/21
Field Goals Att.	15, 2X, last at Kansas State, 01/10/23
3-Point FG	1 vs Prairie View A&M, 11/27/22
3-Point FG Att.	1, 6X, last vs Texas, 01/07/23
Free Throws Made	12 vs vs Texas Tech, 02/15/20
Free Throws Att.	14 vs vs Texas Tech, 02/15/20
Assists	3, 3X, last vs DePaul, 11/20/22
Steals	4 vs Oakland, 12/05/20
Blocks	6, 3X, last vs Texas, 01/07/23
Minutes	40:55 vs Texas, 02/06/21

Miscellaneous

Miscellaneous	Career
Games with 10+ points	30
Games with 20+ points	4
Games with 5+ rebounds	36
Games with 10+ rebounds	4
Games with 3+ assists	3
Games with 2+ steals	6
Games with 2+ blocks	26
Double-Doubles	3
Games led OSU in points	10
Games led OSU in rebounds	15
Games led OSU in assists	2
Games led OSU in steals	9
Games led OSU in blocks	37

CAREER STATS

BOONE, Kalib

SEASON TEAM	GP-GS	MIN/AVG	Field Goals		3-Point		F-Throws		Rebounds				Scoring						
			FG-FGA	FG%	3FG-3FGA	3FG%	FT-FTA	FT%	OFF	DEF	TOT	AVG	PF-FO	A	TO	BLK	STL	PTS	AVG
2019-20 OSU	31-4	36.3/11.7	56-102	.549	0-0	.000	35-48	.729	41	53	94	3.0	53-1	13	22	23	7	147	4.7
2020-21 OSU	30-24	61.9/20.6	113-176	.642	0-0	.000	56-86	.651	51	110	161	5.4	74-3	24	56	49	19	282	9.4
2021-22 OSU	26-4	28.4/10.9	59-104	.567	0-1	.000	32-46	.696	28	34	62	2.4	39-0	12	32	33	11	150	5.8
2022-23 OSU	16-16	39.2/24.5	63-115	.548	1-6	.167	38-45	.844	43	47	90	5.6	38-1	22	35	20	9	165	10.3
TOTAL	103-48	1658/16.1	291-497	.586	1-7	.143	161-225	.716	163	244	407	4.0	204-5	71	145	125	46	744	7.2

PLAYER SPOTLIGHT

23 TYREEK SMITH

Forward • 6-9 • 217 • Redshirt Junior • Baton Rouge, La. • Texas Tech/Trinity Christian HS



- Was a key member of the rotation off the bench, as he was the defender with the key block on the final shot of the game to help the Cowboys upset No. 12 Texas Tech at home to finish the season.
- Doing whatever was needed of him, saw action in 30 games with seven starts. He averaged 11.9 minutes per contest with 3.5 points, 2.8 rebounds and 0.6 blocks.
- Started the final seven games of the season as OSU went 4-3 during the stretch.
- Had a season-best 10 points in the win over NC State on Nov. 17.
- Had a season-high eight rebounds on Jan. 15 to help the Cowboys take down No. 1 Baylor on the road, marking the first time in program history OSU had defeated the top-ranked team in the country on the road.
- Proving to be a force in the paint, had five games in which he recorded two blocks.

2022-23 GAME-BY-GAME STATS

#23 SMITH, Tyreek

Opponent	Date	GS	MIN	Total		3-Pointers		Free throws		Rebounds				PF	A	TO	BLK	STL	PTS	AVG	
				FG-FGA	PCT	3FG-3FGA	PCT	FT-FTA	PCT	OFF	DEF	TOT	AVG								
UT Arlington	11/07/2022		12:22	3-5	.600	0-1	.000	0-0	.000	2	1	3	3.0	1	0	0	0	0	6	6.0	
Southern Ill.	11/10/2022		14:19	1-2	.500	0-0	.000	0-0	.000	0	2	2	2.5	0	1	1	0	1	2	4.0	
at Oakland	11/13/2022		15:14	3-3	1.000	0-0	.000	2-2	1.000	1	2	3	2.7	2	1	0	0	1	8	5.3	
vs UCF	11/18/2022		14:22	2-6	.333	0-1	.000	0-0	.000	2	2	4	3.0	1	0	0	1	1	4	5.0	
vs DePaul	11/20/2022		18:08	4-5	.800	0-0	.000	3-6	.500	3	4	7	3.8	0	0	2	1	1	11	6.2	
Tulsa	11/25/2022		13:50	5-5	1.000	0-0	.000	0-2	.000	2	5	7	4.3	0	1	0	0	0	10	6.8	
Prairie View	11/27/2022		15:40	4-4	1.000	0-0	.000	0-0	.000	1	3	4	4.3	2	0	1	1	0	8	7.0	
at UConn	12/01/2022		18:12	3-4	.750	0-0	.000	1-2	.500	1	2	3	4.1	2	0	1	1	0	7	7.0	
Sam Houston	12/06/2022		21:10	4-5	.800	1-2	.500	1-2	.500	3	2	5	4.2	0	0	1	0	0	10	7.3	
vs Virginia Tech	12/11/2022		15:41	1-4	.250	0-0	.000	0-0	.000	1	2	3	4.1	1	0	0	1	0	2	6.8	
vs Wichita St.	12/17/2022		15:20	3-3	1.000	0-0	.000	1-1	1.000	0	2	2	3.9	2	1	1	1	0	7	6.8	
A&M-Corpus Christi	12/20/2022		18:44	4-4	1.000	0-0	.000	4-4	1.000	1	2	3	3.8	0	0	0	0	0	12	7.3	
at Kansas	12/31/2022		16:09	2-2	1.000	0-0	.000	0-1	.000	1	1	2	3.7	1	1	0	1	0	4	7.0	
West Virginia	01/02/2023		26:34	0-0	.000	0-0	.000	4-4	1.000	2	4	6	3.9	3	0	1	2	0	4	6.8	
Texas	01/07/2023	*	23:09	0-2	.000	0-0	.000	0-0	.000	1	1	2	3.7	3	0	2	3	1	0	6.3	
at Kansas St.	01/10/2023	*	23:53	1-3	.333	0-0	.000	0-0	.000	3	4	7	3.9	1	0	1	3	2	2	6.1	
Totals			2	282:46	40-57	.702	1-4	.250	16-24	.667	24	39	63	3.9	19	5	11	15	7	97	6.1

Player Averages

Games Played	Minutes/game	Points/game	FG Pct	3FG Pct	FT Pct	Rebounds/game	Assists/game	Turnovers/game	Assist/Turnover ratio	Steals/game	Blocks/game
16	17.7	6.1	70.2	25.0	66.7	3.9	0.3	0.7	0.5	0.4	0.9

CAREER GAME HIGHS / SUPERLATIVES

Points	12 vs Texas A&M-Corpus Christi, 12/20/22
Rebounds	8, 2X, last at Baylor, 01/15/22
Field Goals	5, 2X, last vs Tulsa, 11/25/22
Field Goals Att.	7 vs NC State, 11/17/21
3-Point FG	1, 4X, last vs Sam Houston, 12/06/22
3-Point FG Att.	2 vs Sam Houston, 12/06/22
Free Throws Made	4, 3X, last vs West Virginia, 01/02/23
Free Throws Att.	6 vs DePaul, 11/20/22
Assists	2, 2X, last at Baylor, 1/15/22
Steals	2, 2X, last at Kansas State, 01/10/23
Blocks	3, 4X, last at Kansas State, 01/10/23
Minutes	26:34 vs West Virginia, 01/02/23

Miscellaneous

Miscellaneous	Career
Games with 10+ points	5
Games with 20+ points	-
Games with 5+ rebounds	12
Games with 10+ rebounds	-
Games with 3+ assists	-
Games with 2+ steals	2
Games with 2+ blocks	11
Double-Doubles	-
Games led OSU in points	-
Games led OSU in rebounds	5
Games led OSU in assists	-
Games led OSU in steals	1
Games led OSU in blocks	8

CAREER STATS

SMITH, Tyreek

SEASON	TEAM	GP-GS	MIN/AVG	Field Goals		3-Point		F-Throws		Rebounds				PF-FO	A	TO	BLK	STL	Scoring	
				FG-FGA	FG%	3FG-3FGA	3FG%	FT-FTA	FT%	OFF	DEF	TOT	AVG						PTS	AVG
2020-21	TTU	29-0	244/8.4	28-46	.609	3-8	.375	17-28	.607	21	50	71	2.4	21-0	6	5	21	2	76	2.6
2021-22	OSU	30-7	358/11.9	42-65	.646	0-4	.000	21-36	.583	36	47	83	2.8	28-0	11	17	19	7	105	3.5
2022-23	OSU	16-2	283/17.7	40-57	.702	1-4	.250	16-24	.667	24	39	63	3.9	19-0	5	11	15	7	97	6.1
TOTAL FOR OSU		46-9	641/13.9	82-122	.672	1-8	.125	37-60	.617	60	86	146	3.2	47-0	16	28	34	14	202	4.4
TOTAL		75-9	885/11.8	110-168	.655	4-16	.250	54-88	.614	81	136	217	2.9	68-0	22	33	55	16	278	3.7

PLAYER SPOTLIGHT

25 BERNARD KOUMA

Forward • 6-10 • 240 • Senior • South Plains College / Our Saviour Lutheran HS [NY]

(Pronounced: COO-muh)



- Always a positive mind around the Cowboy program, Bernard Kouma saw action in six games.
- Was vital to team moral, on and off the court, with positive energy each day of the year.
- Record a season-best three points in the opening-day victory over UT-Arlington on Nov. 9.

2022-23 GAME-BY-GAME STATS

#25 KOUMA, Bernard

Opponent	Date	GS	MIN	Total		3-Pointers		Free throws		Rebounds				PF	A	TO	BLK	STL	PTS	AVG	
				FG-FGA	PCT	3FG-3FGA	PCT	FT-FTA	PCT	OFF	DEF	TOT	AVG								
Tulsa	11/25/2022		01:37	0-0	.000	0-0	.000	0-0	.000	0	0	0	0.0	0	0	1	0	0	0.0		
Prairie View	11/27/2022		01:24	0-1	.000	0-0	.000	0-2	.000	0	0	0	0.0	0	0	1	0	0	0.0		
A&M-Corpus Christi	12/20/2022		03:43	0-1	.000	0-0	.000	0-0	.000	0	1	1	0.3	1	0	0	0	0	0.0		
West Virginia	01/02/2023		02:28	0-0	.000	0-0	.000	0-0	.000	0	0	0	0.3	0	0	0	0	0	0.0		
Texas	01/07/2023		01:48	0-0	.000	0-0	.000	0-0	.000	0	1	1	0.4	1	0	0	0	0	0.0		
at Kansas St.	01/10/2023		04:05	1-2	.500	0-0	.000	0-0	.000	1	1	2	0.7	1	0	1	0	1	2	0.3	
Totals			0	15:05	1-4	.250	0-0	.000	0-2	.000	1	3	4	0.7	3	0	1	2	1	2	0.3

Player Averages

Games Played	Minutes/game	Points/game	FG Pct	3FG Pct	FT Pct	Rebounds/game	Assists/game	Turnovers/game	Assist/Turnover ratio	Steals/game	Blocks/game
6	2.5	0.3	25.0	0.0	0.0	0.7	0.0	0.2	0.0	0.2	0.3

CAREER GAME HIGHS / SUPERLATIVES

Points	6 at West Virginia, 03/06/21
Rebounds	10 at West Virginia, 03/06/21
Field Goals	3 at West Virginia, 03/06/21
Field Goals Att.	7 at West Virginia, 03/06/21
3-Point FG	-
3-Point FG Att.	-
Free Throws Made	2, 2X, last vs Oregon State, 03/21/21
Free Throws Att.	2, 5X, last vs Prairie View A&M, 11/27/22
Assists	2 vs Oakland, 12/05/20
Steals	1 at Kansas State, 01/10/23
Blocks	1, 5X, last vs Prairie View A&M, 11/27/22
Minutes	21:18 at West Virginia, 03/06/21

Miscellaneous

Miscellaneous	Career
Games with 10+ points	-
Games with 20+ points	-
Games with 5+ rebounds	1
Games with 10+ rebounds	1
Games with 3+ assists	-
Games with 2+ steals	-
Games with 2+ blocks	-
Double-Doubles	-
Games led OSU in points	-
Games led OSU in rebounds	1
Games led OSU in assists	-
Games led OSU in steals	-
Games led OSU in blocks	2

CAREER STATS

KOUMA, Bernard

SEASON	TEAM	GP-GS	MIN	Field Goals		3-Point		F-Throws		Rebounds				Scoring						
				FG-FGA	FG%	3FG-3FGA	3FG%	FT-FTA	FT%	OFF	DEF	TOT	AVG	PF	FO	A	TO	BLK	STL	PTS
2020-21	OSU	26-2	177/6.8	16-26	.615	0-0	.000	6-7	.857	20	16	36	1.4	30-1	2	10	3	0	38	1.5
2021-22	OSU	6-0	12/2.0	3-4	.750	0-0	.000	1-2	.500	1	1	2	0.3	3-0	0	3	0	0	7	1.2
2022-23	OSU	6-0	15/2.5	1-4	.250	0-0	.000	0-2	.000	1	3	4	0.7	3-0	0	1	2	1	2	0.3

PLAYER SPOTLIGHT

33 MOUSSA CISSE

Forward • 7-1 • 216 • Junior • Conakry, Guinea • Memphis

(pronounced: MOO-suh SEE-say)



- For his efforts throughout the year, named the 2022 Big 12 Defensive Player of the Year
- Started 26 of OSU's 30 games and saw action in 29 while averaging 20 minutes per contest. Posted 7.2 points per game with 6.5 rebounds, 1.86 blocks and 0.3 assists.
- Led the Big 12 in blocked shots.
- Earned the opening day start against UT Arlington on Nov. 9 and quickly showed the impact he would make as he played 17 minutes with 17 points and 10 rebounds with two blocked shots and a steal.
- Posted his second double-double of the season on Nov. 16 against UMass Lowell thanks to a 12 point and 11-rebound night.
- First Big 12 double-double came on Feb. 12 against West Virginia. There he finished with 18 points and 10 rebounds.
- Posted two-straight double-doubles in a stretch of games against Baylor and Oklahoma in late February.
- Had a season-best six blocks in the win over College of Charleston on Nov. 22. Recorded five against Baylor on Feb. 21 and Texas Tech on March 5.
- Recorded eight games with 10 or more rebounds on his way to five double-doubles.

2022-23 GAME-BY-GAME STATS

#33 CISSE, Moussa

Opponent	Date	GS	MIN	Total			3-Pointers		Free throws		Rebounds				PF	A	TO	BLK	STL	PTS	AVG
				FG-FGA	PCT	3FG-3FGA	PCT	FT-FTA	PCT	OFF	DEF	TOT	AVG								
UT Arlington	11/07/2022	*	22:56	2-3	.667	0-0	.000	1-2	.500	1	4	5	5.0	3	2	3	4	2	5	5.0	
Southern Ill.	11/10/2022	*	30:20	5-10	.500	0-0	.000	1-4	.250	5	10	15	10.0	1	0	3	3	0	11	8.0	
at Oakland	11/13/2022	*	23:15	5-9	.556	0-0	.000	1-2	.500	2	8	10	10.0	2	0	1	3	0	11	9.0	
vs UCF	11/18/2022	*	37:42	6-9	.667	0-0	.000	2-4	.500	8	6	14	11.0	4	2	3	6	2	14	10.3	
vs DePaul	11/20/2022	*	17:11	2-3	.667	0-0	.000	0-2	.000	4	7	11	11.0	4	0	1	2	0	4	9.0	
Tulsa	11/25/2022	*	24:26	6-7	.857	0-0	.000	0-2	.000	2	6	8	10.5	0	1	1	3	0	12	9.5	
Prairie View	11/27/2022	*	22:56	6-9	.667	0-0	.000	1-3	.333	5	6	11	10.6	1	0	0	4	0	13	10.0	
at UConn	12/01/2022	*	15:50	0-2	.000	0-0	.000	0-0	.000	2	8	10	10.5	5	0	2	1	0	0	8.8	
Sam Houston	12/06/2022	*	34:55	2-5	.400	0-0	.000	2-3	.667	2	11	13	10.8	3	0	2	4	1	6	8.4	
vs Virginia Tech	12/11/2022	*	29:30	3-5	.600	0-0	.000	6-9	.667	1	6	7	10.4	4	1	2	1	0	12	8.8	
vs Wichita St.	12/17/2022	*	28:36	1-2	.500	0-0	.000	1-2	.500	3	9	12	10.5	1	0	2	3	0	3	8.3	
A&M-Corpus Christi	12/20/2022	*	30:29	6-9	.667	0-0	.000	0-2	.000	1	13	14	10.8	2	1	2	1	1	12	8.6	
at Kansas	12/31/2022	*	24:51	2-5	.400	0-0	.000	0-1	.000	3	3	6	10.5	1	2	0	2	1	4	8.2	
West Virginia	01/02/2023	*	10:32	3-5	.600	0-0	.000	0-0	.000	0	3	3	9.9	2	0	0	1	1	6	8.1	
Totals			14	353:28	49-83	.590	0-0	.000	15-36	.417	39	100	139	9.9	33	9	22	38	8	113	8.1

Player Averages

Games Played	Minutes/game	Points/game	FG Pct	3FG Pct	FT Pct	Rebounds/game	Assists/game	Turnovers/game	Assist/Turnover ratio	Steals/game	Blocks/game
14	25.2	8.1	59.0	0.0	41.7	9.9	0.6	1.6	0.4	0.6	2.7

CAREER GAME HIGHS / SUPERLATIVES

Points	18 vs West Virginia, 02/12/22
Rebounds	15 vs Southern Illinois, 11/10/22
Field Goals	8 vs West Virginia, 02/12/22
Field Goals Att.	13 vs East Carolina, 01/24/21
3-Point FG	-
3-Point FG Att.	1 at South Florida, 03/02/21
Free Throws Made	6 vs Virginia Tech, 12/11/22
Free Throws Att.	9 vs Virginia Tech, 12/11/22
Assists	2, 3X, last at Kansas, 12/31/22
Steals	2, 2X, last vs UCF, 11/18/22
Blocks	6, 2X, last vs UCF, 11/18/22
Minutes	37:42 vs UCF, 11/18/22

Miscellaneous

Miscellaneous	Career
Games with 10+ points	22
Games with 20+ points	-
Games with 5+ rebounds	53
Games with 10+ rebounds	22
Games with 3+ assists	-
Games with 2+ steals	2
Games with 2+ blocks	35
Double-Doubles	11
Games led OSU in points	3
Games led OSU in rebounds	24
Games led OSU in assists	-
Games led OSU in steals	3
Games led OSU in blocks	30

CAREER STATS

CISSE, Moussa

SEASON	TEAM	GP-GS	MIN/AVG	Field Goals		3-Point		F-Throws		Rebounds				Scoring						
				FG-FGA	FG%	3FG-3FGA	3FG%	FT-FTA	FT%	OFF	DEF	TOT	AVG	PF-FO	A	TO	BLK	STL	PTS	AVG
2020-21	Mem	28-28	519/18.5	80-145	.552	0-1	.000	24-74	.324	63	113	176	6.3	66-2	13	44	46	8	184	6.6
2021-22	OSU	29-26	580/20.0	80-143	.559	0-0	.000	50-89	.562	77	112	189	6.5	65-1	10	38	54	12	210	7.2
2022-23	OSU	14-14	353/25.2	49-83	.590	0-0	.000	15-36	.417	39	100	139	9.9	33-1	9	22	38	8	113	8.1
TOTAL FOR OSU	43-40	934/21.7	129-226	.571	0-0	.000	65-125	.520	116	212	328	7.6	98-2	19	60	92	20	323	7.5	
TOTAL	71-68	1453/20.5	209-371	.563	0-1	.000	89-199	.447	179	325	504	7.1	164-4	32	104	138	28	507	7.1	

PLAYER SPOTLIGHT

35 WESTON CHURCH

Guard • 6-3 • 180 • Junior • Fairview, Okla. • Fairview HS



- With positive energy on and off the court, Weston Church impacted the Cowboy program each day with his positivity and work ethic.
- Saw action in four games for the Cowboys, including checking in against Big 12 foe West Virginia on Feb. 12.
- Recorded his first bucket in a Cowboy uniform in the final seconds of the 2021-22 season opener against UT Arlington to a standing ovation from the home crowd at Gallagher-Iba Arena.
- Joined the Cowboys as a walk-on in the fall of 2020 and provided a strong practice presence.
- Key cog in OSU's nine wins over AP Top-25 squads, the program's first Big 12 Championship title game appearance since 2005 and its first NCAA Tournament victory since 2009.
- The Enid News named Church to their All-Northwest Oklahoma First Team following the 2020 season.
- Averaged 24.7 points and 5.0 rebounds per game as a senior.
- Earned a spot on the Oklahoma Basketball Coaches Association All-District 1 Team and was named an All-Great Plains Conference selection.
- Named to the OCA Small West 2A All-Star Team.
- Named the valedictorian of his graduating class at Fairview.
- President of his school's Future Farmers of America chapter, and also served as Fairview's student council treasurer and was an active member of the school's National Honors Society and Fellowship of Christian Athletes groups.
- Born on March 15, 2002.
- Son of Scott and Natalie Church.
- Has one brother, Will.

2022-23 GAME-BY-GAME STATS

#35 CHURCH, Weston

Opponent	Date	GS	MIN	Total		3-Pointers		Free throws		Rebounds				PF	A	TO	BLK	STL	PTS	AVG
				FG-FGA	PCT	3FG-3FGA	PCT	FT-FTA	PCT	OFF	DEF	TOT	AVG							
at Oakland	11/13/2022		01:18	1-1	1.000	1-1	1.000	0-0	.000	0	0	0	0.0	0	0	0	0	0	3	3.0
Tulsa	11/25/2022		01:37	0-0	.000	0-0	.000	0-0	.000	0	1	1	0.5	0	0	0	0	0	0	1.5
Prairie View	11/27/2022		01:24	0-0	.000	0-0	.000	0-0	.000	0	0	0	0.3	0	0	0	0	0	0	1.0
A&M-Corpus Christi	12/20/2022		01:19	0-0	.000	0-0	.000	0-0	.000	0	0	0	0.3	0	0	0	0	0	0	0.8
Totals			05:38	1-1	1.000	1-1	1.000	0-0	.000	0	1	1	0.3	0	0	0	0	0	3	0.8

Player Averages

Games Played	Minutes/game	Points/game	FG Pct	3FG Pct	FT Pct	Rebounds/game	Assists/game	Turnovers/game	Assist/Turnover ratio	Steals/game	Blocks/game
4	1.4	0.8	100.0	100.0	0.0	0.3	0.0	0.0	0.0	0.0	0.0

CAREER GAME HIGHS / SUPERLATIVES

Points	3 at Oakland, 11/13/22
Rebounds	1 vs Tulsa, 11/25/22
Field Goals	1, 2X, last at Oakland, 11/13/22
Field Goals Att.	2 vs UT Arlington, 11/09/21
3-Point FG	1 at Oakland, 11/13/22
3-Point FG Att.	1 at Oakland, 11/13/22
Free Throws Made	-
Free Throws Att.	-
Assists	-
Steals	1 vs West Virginia, 02/12/22
Blocks	-
Minutes	1:37 vs Tulsa, 11/25/22

Miscellaneous

Miscellaneous	Career
Games with 10+ points	-
Games with 20+ points	-
Games with 5+ rebounds	-
Games with 10+ rebounds	-
Games with 3+ assists	-
Games with 2+ steals	-
Games with 2+ blocks	-
Double-Doubles	-
Games led OSU in points	-
Games led OSU in rebounds	-
Games led OSU in assists	-
Games led OSU in steals	1
Games led OSU in blocks	-

CAREER STATS

CHURCH, Weston

SEASON	TEAM	GP-GS	MIN	Field Goals		3-Point		F-Throws		Rebounds				PF	FO	A	TO	BLK	STL	Scoring	
				FG-FGA	FG%	3FG-3FGA	3FG%	FT-FTA	FT%	OFF	DEF	TOT	AVG							PTS	AVG
2021-22	OSU	4-0	6/1.4	1-3	.333	0-0	.000	0-0	.000	1	0	1	0.3	1-0	0	1	0	1	2	0.5	
2022-23	OSU	4-0	6/1.4	1-1	1.000	1-1	1.000	0-0	.000	0	1	1	0.3	0-0	0	0	0	0	3	0.8	
TOTAL		8-0	11/1.4	2-4	.500	1-1	1.000	0-0	.000	1	1	2	0.3	1-0	0	1	0	1	5	0.6	

PLAYER SPOTLIGHT

51 JOHN-MICHAEL WRIGHT

Guard • 6-1 • 190 • Senior • Fayetteville, N.C. • High Point/Fayetteville Academy



- In the 2021-22 season, his junior year of eligibility, he played and started in all 32 games for High Point while averaging 34.9 minutes per contest. He shot .410 from the field and .363 from behind the arc as he averaged 18.4 points, 4.4 rebounds 3.4 assists.
- He finished the year with the eight-best assist-turnover ratio in the Big South, the ninth-best field goal percentage, had the second-most free throw attempts (third-most made), led the conference in scoring average and had the eighth-most assists.
- Thanks to his play, he earned NABC District 3 First Team honors.
- For the season-straight season, was named to the All-Big South First Team in 2022.
- Wright entered the season outside the top-10 for scoring on HPU's D1 scoring leaders list but finished it in fourth with 1,464.
- A true scoring threat each time he took the court, was named to the All-Big South First Team his sophomore season.
- That year he was also selected as the Big South Player of the Week on Nov. 30.
- During the standout season, he led the Panthers in scoring (20.1 ppg), three pointers made (48), and free throw percentage (.779).
- He scored a season high 29 points on two separate occasions his sophomore year. At Davidson (Nov. 25) and against Winthrop (Feb. 19) and started all 22 games that he played in.
- Scored in double digits 21 times during that season and totaled 14 games with 20 or more points.
- Recorded his first double-double of the season against Winthrop with 27 points and 10 rebounds on Feb. 18, 2021, and earned his second against USC Upstate with 24 points and 10 rebounds on Feb. 27.
- As a freshman, he was named to the Big South All-Freshman Team and earned honorable mention All-Big South Conference honors.
- That year, he led the team in scoring (14.2 ppg), three-pointers made (60), and minutes per game (32.5).
- The conference quickly took notice of the freshman as he was a five-time Big South Freshman of the Week honoree (Nov. 11, Nov. 25, Dec. 16, Jan. 27, Mar. 2).
- During that first year, he scored in double-digits 23 times throughout the season and notably scored career-high 31 points against Gardner-Webb on Jan. 23.

2022-23 GAME-BY-GAME STATS

#51 WRIGHT, John-Michael

Opponent	Date	GS	MIN	Total		3-Pointers		Free throws		Rebounds				PF	A	TO	BLK	STL	PTS	AVG	
				FG-FGA	PCT	3FG-3FGA	PCT	FT-FTA	PCT	OFF	DEF	TOT	AVG								
UT Arlington	11/07/2022	*	22:55	4-8	.500	3-5	.600	3-3	1.000	1	2	3	3.0	1	1	2	0	1	14	14.0	
Southern Ill.	11/10/2022	*	30:59	1-6	.167	0-3	.000	2-2	1.000	1	4	5	4.0	1	2	3	0	0	4	9.0	
at Oakland	11/13/2022	*	28:50	6-10	.600	4-7	.571	0-0	.000	0	3	3	3.7	1	4	0	0	1	16	11.3	
vs UCF	11/18/2022	*	41:09	1-9	.111	0-5	.000	4-4	1.000	0	3	3	3.5	1	0	1	0	1	6	10.0	
vs DePaul	11/20/2022	*	34:22	5-14	.357	0-4	.000	4-4	1.000	0	4	4	3.6	0	3	1	0	0	14	10.0	
Tulsa	11/25/2022	*	26:42	3-9	.333	2-6	.333	0-0	.000	0	0	0	3.0	0	3	0	0	2	8	10.3	
Prairie View	11/27/2022	*	24:48	3-5	.600	1-3	.333	0-0	.000	0	1	1	2.7	0	2	2	0	3	7	9.9	
at UConn	12/01/2022	*	29:27	2-6	.333	1-3	.333	2-2	1.000	0	3	3	2.8	1	0	3	0	1	7	9.5	
Sam Houston	12/06/2022	*	20:37	4-6	.667	2-4	.500	0-0	.000	0	2	2	2.7	1	2	2	0	1	10	9.6	
vs Virginia Tech	12/11/2022	*	28:26	1-5	.200	1-4	.250	0-0	.000	3	3	6	3.0	2	3	0	0	1	3	8.9	
vs Wichita St.	12/17/2022	*	32:38	5-10	.500	4-7	.571	2-2	1.000	0	6	6	3.3	1	1	2	0	1	16	9.5	
A&M-Corpus Christi	12/20/2022	*	28:44	2-6	.333	2-6	.333	0-0	.000	0	3	3	3.3	3	2	0	1	6	9.3		
at Kansas	12/31/2022	*	33:27	6-15	.400	4-9	.444	3-4	.750	0	4	4	3.3	1	3	4	0	1	19	10.0	
West Virginia	01/02/2023	*	33:05	4-7	.571	2-4	.500	1-2	.500	0	1	1	3.1	3	4	5	0	1	11	10.1	
Texas	01/07/2023	*	29:45	2-9	.222	2-7	.286	1-1	1.000	0	2	2	3.1	1	1	4	0	0	7	9.9	
at Kansas St.	01/10/2023	*	25:51	1-9	.111	1-3	.333	0-0	.000	1	1	2	3.0	4	0	1	0	2	3	9.4	
Totals			16	471:44	50-134	.373	29-80	.363	22-24	.917	6	42	48	3.0	21	32	32	0	17	151	9.4

Player Averages

Games Played	Minutes/game	Points/game	FG Pct	3FG Pct	FT Pct	Rebounds/game	Assists/game	Turnovers/game	Assist/Turnover ratio	Steals/game	Blocks/game
16	29.5	9.4	37.3	36.3	91.7	3.0	2.0	2.0	1.0	1.1	0.0

CAREER GAME HIGHS / SUPERLATIVES

Points	34 at Charleston So., 01/19/22
Rebounds	11 vs UNC Asheville, 02/27/20
Field Goals	13 at Charleston So., 01/19/22
Field Goals Att.	29 vs Furman, 11/30/21
3-Point FG	8 at Campbell, 01/30/20
3-Point FG Att.	12, 2X, last vs Furman, 11/30/21
Free Throws Made	10, 3X, last at Hampton, 01/22/22
Free Throws Att.	14 at Elon, 11/28/20
Assists	9 at Northwestern, 11/12/21
Steals	5 vs Charleston So., 02/11/21
Blocks	2 vs Charleston So., 02/11/21
Minutes	46:00 vs Furman, 11/30/21

Miscellaneous

Games with 10+ points	Career 79
Games with 20+ points	33
Games with 5+ rebounds	47
Games with 10+ rebounds	6
Games with 3+ assists	53
Games with 2+ steals	33
Games with 2+ blocks	1
Double-Doubles	6
Games led OSU in points	-
Games led OSU in rebounds	-
Games led OSU in assists	3
Games led OSU in steals	2
Games led OSU in blocks	-

CAREER STATS

WRIGHT, John-michael

SEASON	TEAM	GP-GS	MIN/AVG	Field Goals		3-Point		F-Throws		Rebounds				PF-FO	A	TO	BLK	STL	Scoring	
				FG-FGA	FG%	3FG-3FGA	3FG%	FT-FTA	FT%	OFF	DEF	TOT	AVG						PTS	AVG
2019-20	HP	32-32	1038/32.4	153-392	.390	60-181	.331	88-116	.759	45	124	169	5.3	72-1	73	51	11	34	454	14.2
2020-21	HP	22-22	739/33.6	151-361	.418	48-140	.343	106-136	.779	29	86	115	5.2	48-1	71	49	7	35	456	20.7
2021-22	HP	32-32	1117/34.9	198-476	.410	65-179	.363	133-171	.778	22	118	140	4.4	73-4	108	82	9	32	588	18.4
2022-23	OSU	16-16	472/29.5	50-134	.373	29-80	.363	22-24	.917	6	42	48	3.0	21-0	32	32	0	17	151	9.4
TOTAL FOR OSU	16-16	472/29.5	50-134	.373	29-80	.363	22-24	.917	6	42	48	3.0	21-0	32	32	0	17	151	9.4	
TOTAL	102-102	3366/33.0	549-1363	.403	202-580	.348	349-447	.781	102	370	472	4.6	214-6	284	214	27	118	1649	16.2	

2022-23 CUMULATIVE STATS

Game Records

Record	Overall	Home	Away	Neutral
ALL GAMES	9-7	6-2	1-3	2-2
CONFERENCE	1-3	1-1	0-2	0-0
NON-CONFERENCE	8-4	5-1	1-1	2-2

Score by Periods

Team	1st	2nd	OT	TOT
Oklahoma St.	538	555	4	1097
Opponents	447	533	8	988

Team Box Score

No.	Player				Total		3-Point		F-Throw		Rebounds											
		GP-GS	MIN	AVG	FG-FGA	FG%	3FG-3FGA	3FG%	FT-FTA	FT%	OFF	DEF	TOT	AVG	PF	DQ	A	TO	BLK	STL	PTS	AVG
1	THOMPSON, Bryce	16-16	471:44	29.5	68-181	.376	30-78	.385	20-35	.571	3	37	40	2.5	34	0	36	41	2	9	186	11.6
0	ANDERSON, III, Avery	16-16	443:04	27.7	53-134	.396	9-48	.188	51-59	.864	7	55	62	3.9	41	2	48	48	5	29	166	10.4
22	BOONE, Kalib	16-16	392:11	24.5	63-115	.548	1-6	.167	38-45	.844	43	47	90	5.6	38	1	22	35	20	9	165	10.3
51	WRIGHT, John-Michael	16-16	471:44	29.5	50-134	.373	29-80	.363	22-24	.917	6	42	48	3.0	21	0	32	32	0	17	151	9.4
33	CISSE, Moussa	14-14	353:28	25.2	49-83	.590	0-0	.000	15-36	.417	39	100	139	9.9	33	1	9	22	38	8	113	8.1
5	ASBERRY, Caleb	14-0	319:31	22.8	32-83	.386	23-63	.365	24-28	.857	5	37	42	3.0	31	0	25	15	4	7	111	7.9
23	SMITH, Tyreek	16-2	282:46	17.7	40-57	.702	1-4	.250	16-24	.667	24	39	63	3.9	19	0	5	11	15	7	97	6.1
4	NEWTON, Woody	9-0	85:01	9.4	9-24	.375	3-11	.273	5-10	.500	10	14	24	2.7	12	0	1	8	0	2	26	2.9
2	HARRIS JR., Chris	16-0	208:26	13.0	14-48	.292	11-35	.314	4-7	.571	2	20	22	1.4	19	0	22	10	2	12	43	2.7
13	WILLIAMS, Quion	15-0	158:22	10.6	12-33	.364	4-14	.286	6-10	.600	9	22	31	2.1	21	0	11	8	1	5	34	2.3
35	CHURCH, Weston	4-0	05:38	1.4	1-1	1.000	1-1	1.000	0-0	.000	0	1	1	0.3	0	0	0	0	0	0	3	0.8
25	KOUMA, Bernard	6-0	15:05	2.5	1-4	.250	0-0	.000	0-2	.000	1	3	4	0.7	3	0	0	1	2	1	2	0.3
12	BROWN, Naz	4-0	08:03	2.0	0-3	.000	0-3	.000	0-0	.000	0	0	0	0.0	1	0	0	2	0	0	0	0.0
15	SAGER, Carson	4-0	05:38	1.4	0-0	.000	0-0	.000	0-0	.000	0	1	1	0.3	1	0	0	1	0	0	0	0.0
21	MANZER, Brooks	3-0	04:19	1.4	0-0	.000	0-0	.000	0-0	.000	0	1	1	0.3	0	0	1	0	0	0	0	0.0
Team											30	15	45					8				
Total		16	3225		392-900	.436	112-343	.327	201-280	.718	179	434	613	38.3	274	4	212	242	89	106	1097	68.6
Opponents		16	3225		334-918	.364	108-376	.287	212-286	.741	170	361	531	33.2	269	2	166	220	38	128	988	61.8

Team Statistics

	OSU	OPP
Scoring	1097	988
Points per game	68.6	61.8
Scoring margin	+6.8	-
Field goals-att	392-900	334-918
Field goal pct	.436	.364
3 point fg-att	112-343	108-376
3-point FG pct	.327	.287
3-pt FG made per game	7.0	6.8
Free throws-att	201-280	212-286
Free throw pct	.718	.741
F-Throws made per game	12.6	13.3
Rebounds	613	531
Rebounds per game	38.3	33.2
Rebounding margin	+5.1	-
Assists	212	166
Assists per game	13.3	10.4
Turnovers	242	220
Turnovers per game	15.1	13.8
Turnover margin	-1.4	-
Assist/turnover ratio	0.9	0.8
Steals	106	128
Steals per game	6.6	8.0
Blocks	89	38
Blocks per game	5.6	2.4
Winning streak	0	-
Home win streak	0	-
Attendance	51064	41118
Home games-Avg/Game	8-6383	4-10280
Neutral site-Avg/Game	-	4-1946

Team Results

Date	Opponent		Score	Att.
11/07/2022	UT Arlington	W	77-66	5324
11/10/2022	Southern Ill.	L	60-61	5324
11/13/2022	at Oakland	W	91-62	3651
11/18/2022	vs UCF	Lot	56-60	0
11/20/2022	vs DePaul	W	82-78	0
11/25/2022	Tulsa	W	82-56	9856
11/27/2022	Prairie View	W	78-53	5683
12/01/2022	at UConn	L	64-74	10167
12/06/2022	Sam Houston	W	65-51	5368
12/11/2022	vs Virginia Tech	L	65-70	0
12/17/2022	vs Wichita St.	W	59-49	7783
12/20/2022	A&M-Corpus Christi	W	81-58	6007
12/31/2022	at Kansas	L	67-69	16300
01/02/2023	West Virginia	W	67-60	6134
01/07/2023	Texas	L	46-56	7368
01/10/2023	at Kansas St.	L	57-65	11000

BIG 12 ONLY

Game Records

Record	Overall	Home	Away	Neutral
ALL GAMES	1-3	1-1	0-2	0-0
CONFERENCE	1-3	1-1	0-2	0-0
NON-CONFERENCE	0-0	0-0	0-0	0-0

Score by Periods

Team	1st	2nd	OT	TOT
Oklahoma St.	132	105	0	237
Opponents	114	136	0	250

Team Box Score

No.	Player	Total			3-Point			F-Throw		Rebounds				Other Stats								
		GP-GS	MIN	AVG	FG-FGA	FG%	3FG-3FGA	3FG%	FT-FTA	FT%	OFF	DEF	TOT	AVG	PF	DQ	A	TO	BLK	STL	PTS	AVG
22	BOONE, Kalib	4-4	113:03	28.3	21-34	.618	0-1	.000	9-10	.900	9	17	26	6.5	9	0	4	10	9	3	51	12.8
1	THOMPSON, Bryce	4-4	121:33	30.4	15-45	.333	10-22	.455	8-12	.667	0	8	8	2.0	12	0	5	8	0	2	48	12.0
51	WRIGHT, John-Michael	4-4	122:08	30.5	13-40	.325	9-23	.391	5-7	.714	1	8	9	2.3	9	0	8	14	0	4	40	10.0
5	ASBERRY, Caleb	4-0	84:59	21.2	9-22	.409	7-17	.412	7-10	.700	2	12	14	3.5	7	0	7	3	3	1	32	8.0
33	CISSE, Moussa	2-2	35:23	17.7	5-10	.500	0-0	.000	0-1	.000	3	6	9	4.5	3	0	2	0	3	2	10	5.0
0	ANDERSON, III, Avery	4-4	89:39	22.4	9-27	.333	0-10	.000	2-5	.400	1	12	13	3.3	8	1	8	11	0	2	20	5.0
4	NEWTON, Woody	4-0	52:24	13.1	4-12	.333	0-4	.000	4-6	.667	6	8	14	3.5	8	0	1	2	0	2	12	3.0
23	SMITH, Tyreek	4-2	89:44	22.4	3-7	.429	0-0	.000	4-5	.800	7	10	17	4.3	8	0	1	4	9	3	10	2.5
2	HARRIS JR., Chris	4-0	56:14	14.1	3-13	.231	3-10	.300	0-0	.000	0	4	4	1.0	5	0	3	2	1	5	9	2.3
13	WILLIAMS , Quion	3-0	26:33	8.8	1-6	.167	0-1	.000	1-2	.500	1	7	8	2.7	6	0	3	1	1	1	3	1.0
25	KOUMA, Bernard	3-0	08:21	2.8	1-2	.500	0-0	.000	0-0	.000	1	2	3	1.0	2	0	0	1	0	1	2	0.7
Team											9	5	14				5					
Total		4	800		84-218	.385	29-88	.330	40-58	.690	40	99	139	34.8	77	1	42	61	26	26	237	59.3
Opponents		4	800		83-221	.376	30-86	.349	54-78	.692	50	103	153	38.3	68	1	48	58	10	30	250	62.5

Team Statistics

	OSU	OPP
Scoring	237	250
Points per game	59.3	62.5
Scoring margin	-3.3	-
Field goals-att	84-218	83-221
Field goal pct	.385	.376
3 point fg-att	29-88	30-86
3-point FG pct	.330	.349
3-pt FG made per game	7.3	7.5
Free throws-att	40-58	54-78
Free throw pct	.690	.692
F-Throws made per game	10.0	13.5
Rebounds	139	153
Rebounds per game	34.8	38.3
Rebounding margin	-3.5	-
Assists	42	48
Assists per game	10.5	12.0
Turnovers	61	58
Turnovers per game	15.3	14.5
Turnover margin	-0.8	-
Assist/turnover ratio	0.7	0.8
Steals	26	30
Steals per game	6.5	7.5
Blocks	26	10
Blocks per game	6.5	2.5
Winning streak	0	-
Home win streak	0	-
Attendance	13502	27300
Home games-Avg/Game	2-6751	2-13650
Neutral site-Avg/Game	-	0-0

Team Results

Date	Opponent		Score	Att.
12/31/2022	at Kansas	L	67-69	16300
01/02/2023	West Virginia	W	67-60	6134
01/07/2023	Texas	L	46-56	7368
01/10/2023	at Kansas St.	L	57-65	11000

GAME-BY-GAME / OPPONENT GAME-BY-GAME

OKLAHOMA STATE GAME-BY-GAME

Opponent	Date	Score	W	Total		3-Pointers		Free throws		Rebounds										
				FG-FGA	PCT	3FG-3FGA	PCT	FT-FTA	PCT	OFF	DEF	TOT	AVG	PF	A	TO	BLK	STL	PTS	AVG
UT Arlington	11/07/2022	77-66	W	26-60	.433	6-25	.240	19-27	.704	14	26	40	40.0	22	13	17	7	8	77	77.0
Southern Ill.	11/10/2022	60-61	L	24-57	.421	4-16	.250	8-16	.500	11	32	43	41.5	12	10	14	6	7	60	68.5
at Oakland	11/13/2022	91-62	W	35-64	.547	12-23	.522	9-10	.900	6	31	37	40.0	19	24	10	5	5	91	76.0
vs UCF	11/18/2022	56-60	Lot	17-58	.293	2-20	.100	20-24	.833	16	26	42	40.5	19	13	18	8	7	56	71.0
vs DePaul	11/20/2022	82-78	W	29-58	.500	3-14	.214	21-28	.750	14	24	38	40.0	22	13	17	3	6	82	73.2
Tulsa	11/25/2022	82-56	W	32-66	.485	9-27	.333	9-14	.643	12	31	43	40.5	8	16	13	4	9	82	74.7
Prairie View	11/27/2022	78-53	W	30-54	.556	5-15	.333	13-23	.565	15	26	41	40.6	9	13	11	9	8	78	75.1
at UConn	12/01/2022	64-74	L	22-56	.393	4-11	.364	16-19	.842	13	26	39	40.4	25	5	17	3	4	64	73.8
Sam Houston	12/06/2022	65-51	W	23-49	.469	9-24	.375	10-14	.714	14	23	37	40.0	14	13	17	4	6	65	72.8
vs Virginia Tech	12/11/2022	65-70	L	22-55	.400	7-24	.292	14-19	.737	11	27	38	39.8	21	14	17	7	6	65	72.0
vs Wichita St.	12/17/2022	59-49	W	19-48	.396	9-23	.391	12-15	.800	7	28	35	39.4	13	14	14	4	6	59	70.8
A&M-Corpus Christi	12/20/2022	81-58	W	29-57	.509	13-33	.394	10-13	.769	6	35	41	39.5	13	22	16	3	8	81	71.7
at Kansas	12/31/2022	67-69	L	23-54	.426	13-29	.448	8-11	.727	10	22	32	38.9	15	13	13	5	5	67	71.3
West Virginia	01/02/2023	67-60	W	25-52	.481	5-16	.313	12-17	.706	6	24	30	38.3	25	8	14	3	5	67	71.0
Texas	01/07/2023	46-56	L	14-46	.304	6-21	.286	12-21	.571	9	26	35	38.1	20	8	18	12	5	46	69.3
at Kansas St.	01/10/2023	57-65	L	22-66	.333	5-22	.227	8-9	.889	15	27	42	38.3	17	13	16	6	11	57	68.6
Total		1097		392-900	.436	112-343	.327	201-280	.718	179	434	613	38.3	274	212	242	89	106	1097	68.6
Opponents		988		334-918	.364	108-376	.287	212-286	.741	170	361	531	33.2	269	166	220	38	128	988	61.8

Oklahoma St. Averages

Games Played	Points/game	FG Pct	3FG Pct	FT Pct	Rebounds/game	Assists/game	Turnovers/game	Assist/Turnover ratio	Steals/game	Blocks/game
16	68.6	43.6	32.7	71.8	38.3	13.3	15.1	0.9	6.6	5.6

OPPONENT GAME-BY-GAME

Opponent	Date	Score	W	Total		3-Pointers		Free throws		Rebounds										
				FG-FGA	PCT	3FG-3FGA	PCT	FT-FTA	PCT	OFF	DEF	TOT	AVG	PF	A	TO	BLK	STL	PTS	AVG
UT Arlington	11/07/2022	77-66	W	21-59	.356	4-17	.235	20-25	.800	13	24	37	37.0	21	7	19	1	11	66	66.0
Southern Ill.	11/10/2022	60-61	L	23-60	.383	9-31	.290	6-7	.857	5	26	31	34.0	17	13	9	1	10	61	63.5
at Oakland	11/13/2022	91-62	W	22-60	.367	4-22	.182	14-15	.933	8	23	31	33.0	12	11	13	3	5	62	63.0
vs UCF	11/18/2022	56-60	Lot	18-59	.305	9-25	.360	15-17	.882	13	26	39	34.5	17	12	21	4	7	60	62.3
vs DePaul	11/20/2022	82-78	W	22-57	.386	7-23	.304	27-33	.818	13	14	27	33.0	23	11	14	3	5	78	65.4
Tulsa	11/25/2022	82-56	W	24-66	.364	7-30	.233	1-4	.250	13	25	38	33.8	14	11	19	2	7	56	63.8
Prairie View	11/27/2022	78-53	W	21-57	.368	7-24	.292	4-8	.500	10	15	25	32.6	19	7	15	3	10	53	62.3
at UConn	12/01/2022	64-74	L	21-56	.375	8-23	.348	24-33	.727	13	22	35	32.9	16	11	7	3	8	74	63.8
Sam Houston	12/06/2022	65-51	W	17-49	.347	6-21	.286	11-17	.647	8	14	22	31.7	15	8	11	2	12	51	62.3
vs Virginia Tech	12/11/2022	65-70	L	22-57	.386	7-20	.350	19-24	.792	11	26	37	32.2	18	12	10	3	11	70	63.1
vs Wichita St.	12/17/2022	59-49	W	19-52	.365	1-21	.048	10-15	.667	5	22	27	31.7	13	4	11	3	6	49	61.8
A&M-Corpus Christi	12/20/2022	81-58	W	21-65	.323	9-33	.273	7-10	.700	8	21	29	31.5	16	11	13	0	6	58	61.5
at Kansas	12/31/2022	67-69	L	26-56	.464	11-23	.478	6-10	.600	11	24	35	31.8	17	17	12	2	7	69	62.1
West Virginia	01/02/2023	67-60	W	19-52	.365	5-18	.278	17-28	.607	13	24	37	32.1	21	9	15	2	7	60	61.9
Texas	01/07/2023	46-56	L	17-54	.315	5-18	.278	17-21	.810	12	27	39	32.6	19	7	15	1	10	56	61.5
at Kansas St.	01/10/2023	57-65	L	21-59	.356	9-27	.333	14-19	.737	14	28	42	33.2	11	15	16	5	6	65	61.8
Total		988		334-918	.364	108-376	.287	212-286	.741	170	361	531	33.2	269	166	220	38	128	988	61.8
Oklahoma St.		1097		392-900	.436	112-343	.327	201-280	.718	179	434	613	38.3	274	212	242	89	106	1097	68.6

Opponents Averages

Games Played	Points/game	FG Pct	3FG Pct	FT Pct	Rebounds/game	Assists/game	Turnovers/game	Assist/Turnover ratio	Steals/game	Blocks/game
16	61.8	36.4	28.7	74.1	33.2	10.4	13.8	0.8	8.0	2.4

SUPERLATIVES

Oklahoma St. - Game Highs

POINTS	91		at Oakland (11/13/2022)
	82		Tulsa (11/25/2022)
	82		vs DePaul (N) (11/20/2022)
	81		A&M-Corpus Christi (12/20/2022)
	78		Prairie View (11/27/2022)
FIELD GOALS MADE	35		at Oakland (11/13/2022)
	32		Tulsa (11/25/2022)
FIELD GOAL ATTEMPTS	66		at Kansas St. (01/10/2023)
	66		Tulsa (11/25/2022)
FIELD GOAL PERCENTAGE	.556	(30-54)	Prairie View (11/27/2022)
	.547	(35-64)	at Oakland (11/13/2022)
3 PT FG MADE	13		at Kansas (12/31/2022)
	13		A&M-Corpus Christi (12/20/2022)
3 PT FG ATTEMPTS	33		A&M-Corpus Christi (12/20/2022)
	29		at Kansas (12/31/2022)
3 PT FG PERCENTAGE	.522	(12-23)	at Oakland (11/13/2022)
	.448	(13-29)	at Kansas (12/31/2022)
FREE THROWS MADE	21		vs DePaul (N) (11/20/2022)
	20		vs UCF (N) (11/18/2022)
FREE THROW ATTEMPTS	28		vs DePaul (N) (11/20/2022)
	27		UT Arlington (11/07/2022)
FREE THROW PERCENTAGE	.900	(9-10)	at Oakland (11/13/2022)
	.889	(8-9)	at Kansas St. (01/10/2023)
REBOUNDS	43		Tulsa (11/25/2022)
	43		Southern Ill. (11/10/2022)
ASSISTS	24		at Oakland (11/13/2022)
	22		A&M-Corpus Christi (12/20/2022)
STEALS	11		at Kansas St. (01/10/2023)
	9		Tulsa (11/25/2022)
BLOCKED SHOTS	12		Texas (01/07/2023)
	9		Prairie View (11/27/2022)
TURNOVERS	18		Texas (01/07/2023)
	18		vs UCF (N) (11/18/2022)
FOULS	25		West Virginia (01/02/2023)
	25		at UConn (12/01/2022)

SUPERLATIVES

Opponent - Game Highs

POINTS	78	vs DePaul (N) (11/20/2022)
	74	at UConn (12/01/2022)
	70	vs Virginia Tech (N) (12/11/2022)
	69	at Kansas (12/31/2022)
	66	UT Arlington (11/07/2022)
FIELD GOALS MADE	26	at Kansas (12/31/2022)
	24	Tulsa (11/25/2022)
FIELD GOAL ATTEMPTS	66	Tulsa (11/25/2022)
	65	A&M-Corpus Christi (12/20/2022)
FIELD GOAL PERCENTAGE	.464 (26-56)	at Kansas (12/31/2022)
	.386 (22-57)	vs Virginia Tech (N) (12/11/2022)
	.386 (22-57)	vs DePaul (N) (11/20/2022)
3 PT FG MADE	11	at Kansas (12/31/2022)
	9	at Kansas St. (01/10/2023)
	9	A&M-Corpus Christi (12/20/2022)
	9	vs UCF (N) (11/18/2022)
	9	Southern Ill. (11/10/2022)
3 PT FG ATTEMPTS	33	A&M-Corpus Christi (12/20/2022)
	31	Southern Ill. (11/10/2022)
3 PT FG PERCENTAGE	.478 (11-23)	at Kansas (12/31/2022)
	.360 (9-25)	vs UCF (N) (11/18/2022)
FREE THROWS MADE	27	vs DePaul (N) (11/20/2022)
	24	at UConn (12/01/2022)
FREE THROW ATTEMPTS	33	at UConn (12/01/2022)
	33	vs DePaul (N) (11/20/2022)
FREE THROW PERCENTAGE	.933 (14-15)	at Oakland (11/13/2022)
	.882 (15-17)	vs UCF (N) (11/18/2022)
REBOUNDS	42	at Kansas St. (01/10/2023)
	39	Texas (01/07/2023)
	39	vs UCF (N) (11/18/2022)
ASSISTS	17	at Kansas (12/31/2022)
	15	at Kansas St. (01/10/2023)
STEALS	12	Sam Houston (12/06/2022)
	11	vs Virginia Tech (N) (12/11/2022)
	11	UT Arlington (11/07/2022)
BLOCKED SHOTS	5	at Kansas St. (01/10/2023)
	4	vs UCF (N) (11/18/2022)
TURNOVERS	21	vs UCF (N) (11/18/2022)
	19	Tulsa (11/25/2022)
	19	UT Arlington (11/07/2022)
FOULS	24	vs DePaul (N) (11/20/2022)
	21	West Virginia (01/02/2023)
	21	UT Arlington (11/07/2022)

SUPERLATIVES

Oklahoma St. - Game Lows

POINTS	46	Texas (01/07/2023)
	56	vs UCF (N) (11/18/2022)
	57	at Kansas St. (01/10/2023)
	59	vs Wichita St. (N) (12/17/2022)
	60	Southern Ill. (11/10/2022)
FIELD GOALS MADE	14	Texas (01/07/2023)
	17	vs UCF (N) (11/18/2022)
FIELD GOAL ATTEMPTS	46	Texas (01/07/2023)
	48	vs Wichita St. (N) (12/17/2022)
FIELD GOAL PERCENTAGE	.293 (17-58)	vs UCF (N) (11/18/2022)
	.304 (14-46)	Texas (01/07/2023)
3 PT FG MADE	2	vs UCF (N) (11/18/2022)
	3	vs DePaul (N) (11/20/2022)
3 PT FG ATTEMPTS	11	at UConn (12/01/2022)
	14	vs DePaul (N) (11/20/2022)
3 PT FG PERCENTAGE	.100 (2-20)	vs UCF (N) (11/18/2022)
	.214 (3-14)	vs DePaul (N) (11/20/2022)
FREE THROWS MADE	8	at Kansas St. (01/10/2023)
	8	at Kansas (12/31/2022)
	8	Southern Ill. (11/10/2022)
FREE THROW ATTEMPTS	9	at Kansas St. (01/10/2023)
	10	at Oakland (11/13/2022)
FREE THROW PERCENTAGE	.500 (8-16)	Southern Ill. (11/10/2022)
	.565 (13-23)	Prairie View (11/27/2022)
REBOUNDS	30	West Virginia (01/02/2023)
	32	at Kansas (12/31/2022)
ASSISTS	5	at UConn (12/01/2022)
	8	Texas (01/07/2023)
	8	West Virginia (01/02/2023)
STEALS	4	at UConn (12/01/2022)
	5	Texas (01/07/2023)
	5	West Virginia (01/02/2023)
	5	at Kansas (12/31/2022)
	5	at Oakland (11/13/2022)
BLOCKED SHOTS	3	West Virginia (01/02/2023)
	3	A&M-Corpus Christi (12/20/2022)
	3	at UConn (12/01/2022)
	3	vs DePaul (N) (11/20/2022)
TURNOVERS	10	at Oakland (11/13/2022)
	11	Prairie View (11/27/2022)
FOULS	8	Tulsa (11/25/2022)
	9	Prairie View (11/27/2022)

SUPERLATIVES

Opponent - Game Lows

POINTS	49	vs Wichita St. (N) (12/17/2022)
	51	Sam Houston (12/06/2022)
	53	Prairie View (11/27/2022)
	56	Texas (01/07/2023)
	56	Tulsa (11/25/2022)
FIELD GOALS MADE	17	Texas (01/07/2023)
	17	Sam Houston (12/06/2022)
FIELD GOAL ATTEMPTS	49	Sam Houston (12/06/2022)
	52	West Virginia (01/02/2023)
	52	vs Wichita St. (N) (12/17/2022)
FIELD GOAL PERCENTAGE	.305 (18-59)	vs UCF (N) (11/18/2022)
	.315 (17-54)	Texas (01/07/2023)
3 PT FG MADE	1	vs Wichita St. (N) (12/17/2022)
	4	at Oakland (11/13/2022)
	4	UT Arlington (11/07/2022)
3 PT FG ATTEMPTS	17	UT Arlington (11/07/2022)
	18	Texas (01/07/2023)
	18	West Virginia (01/02/2023)
3 PT FG PERCENTAGE	.048 (1-21)	vs Wichita St. (N) (12/17/2022)
	.182 (4-22)	at Oakland (11/13/2022)
FREE THROWS MADE	1	Tulsa (11/25/2022)
	4	Prairie View (11/27/2022)
FREE THROW ATTEMPTS	4	Tulsa (11/25/2022)
	7	Southern Ill. (11/10/2022)
FREE THROW PERCENTAGE	.250 (1-4)	Tulsa (11/25/2022)
	.500 (4-8)	Prairie View (11/27/2022)
REBOUNDS	22	Sam Houston (12/06/2022)
	25	Prairie View (11/27/2022)
ASSISTS	4	vs Wichita St. (N) (12/17/2022)
	7	Texas (01/07/2023)
	7	Prairie View (11/27/2022)
	7	UT Arlington (11/07/2022)
STEALS	5	vs DePaul (N) (11/20/2022)
	5	at Oakland (11/13/2022)
BLOCKED SHOTS	0	A&M-Corpus Christi (12/20/2022)
	1	Texas (01/07/2023)
	1	Southern Ill. (11/10/2022)
	1	UT Arlington (11/07/2022)
TURNOVERS	7	at UConn (12/01/2022)
	9	Southern Ill. (11/10/2022)
FOULS	11	at Kansas St. (01/10/2023)
	12	at Oakland (11/13/2022)

SUPERLATIVES

Oklahoma St. - Individual Game Highs

POINTS	23		Kalib Boone at Kansas St. (01/10/2023)
	23		Bryce Thompson at Kansas (12/31/2022)
	19		John-Michael Wright at Kansas (12/31/2022)
	19		Bryce Thompson vs Wichita St. (N) (12/17/2022)
	18		Bryce Thompson vs Tulsa (11/25/2022)
	18		Avery Anderson, III at Oakland (11/13/2022)
	18		Bryce Thompson vs UT Arlington (11/07/2022)
FIELD GOALS MADE	9		Kalib Boone at Kansas St. (01/10/2023)
	7		Bryce Thompson at Kansas (12/31/2022)
	7		Bryce Thompson vs Wichita St. (N) (12/17/2022)
	7		Kalib Boone vs DePaul (N) (11/20/2022)
	7		Avery Anderson, III at Oakland (11/13/2022)
	7		Avery Anderson, III vs Southern Ill. (11/10/2022)
FIELD GOAL ATTEMPTS	17		Bryce Thompson vs Wichita St. (N) (12/17/2022)
	15		Kalib Boone at Kansas St. (01/10/2023)
	15		John-Michael Wright at Kansas (12/31/2022)
	15		Avery Anderson, III vs Southern Ill. (11/10/2022)
FIELD GOAL PERCENTAGE (min 5 made)	1.000	(5-5)	Tyreek Smith vs Tulsa (11/25/2022)
	.857	(6-7)	Moussa Cisse vs Tulsa (11/25/2022)
3 PT FG MADE	7		Bryce Thompson at Kansas (12/31/2022)
	5		Bryce Thompson vs Wichita St. (N) (12/17/2022)
3 PT FG ATTEMPTS	10		Bryce Thompson at Kansas (12/31/2022)
	9		John-Michael Wright at Kansas (12/31/2022)
	9		Bryce Thompson vs Wichita St. (N) (12/17/2022)
3 PT FG PERCENTAGE (min 2 made)	.750	(3-4)	Caleb Asberry at UConn (12/01/2022)
	.750	(3-4)	Chris Harris Jr. at Oakland (11/13/2022)
FREE THROWS MADE	10		Avery Anderson, III vs UCF (N) (11/18/2022)
	7		Avery Anderson, III vs Prairie View (11/27/2022)
	7		Avery Anderson, III vs DePaul (N) (11/20/2022)
FREE THROW ATTEMPTS	12		Avery Anderson, III vs UCF (N) (11/18/2022)
	9		Moussa Cisse vs Virginia Tech (N) (12/11/2022)
	9		Avery Anderson, III vs DePaul (N) (11/20/2022)
FREE THROW PERCENTAGE (min 3 made)	1.000	(6-6)	Avery Anderson, III vs Wichita St. (N) (12/17/2022)
	1.000	(4-4)	Kalib Boone vs Texas (01/07/2023)
	1.000	(4-4)	Tyreek Smith vs West Virginia (01/02/2023)
	1.000	(4-4)	Tyreek Smith vs A&M-Corpus Christi (12/20/2022)
	1.000	(4-4)	Avery Anderson, III at UConn (12/01/2022)
	1.000	(4-4)	John-Michael Wright vs DePaul (N) (11/20/2022)
	1.000	(4-4)	Kalib Boone vs UCF (N) (11/18/2022)
	1.000	(4-4)	John-Michael Wright vs UCF (N) (11/18/2022)
	1.000	(4-4)	Caleb Asberry vs Southern Ill. (11/10/2022)
	1.000	(3-3)	Kalib Boone vs A&M-Corpus Christi (12/20/2022)
	1.000	(3-3)	Avery Anderson, III vs Sam Houston (12/06/2022)
	1.000	(3-3)	Kalib Boone vs Tulsa (11/25/2022)
	1.000	(3-3)	Kalib Boone vs DePaul (N) (11/20/2022)
	1.000	(3-3)	Avery Anderson, III at Oakland (11/13/2022)
	1.000	(3-3)	Avery Anderson, III vs UT Arlington (11/07/2022)
	1.000	(3-3)	John-Michael Wright vs UT Arlington (11/07/2022)
REBOUNDS	15		Moussa Cisse vs Southern Ill. (11/10/2022)
	14		Moussa Cisse vs A&M-Corpus Christi (12/20/2022)
	14		Moussa Cisse vs UCF (N) (11/18/2022)
ASSISTS	9		Avery Anderson, III vs A&M-Corpus Christi (12/20/2022)
	7		Avery Anderson, III at Oakland (11/13/2022)
STEALS	5		Avery Anderson, III vs Southern Ill. (11/10/2022)
	4		Avery Anderson, III vs Wichita St. (N) (12/17/2022)

SUPERLATIVES

Opponent - Individual Game Highs

POINTS	26		Jordan Hawkins at UConn (12/01/2022)
	25		Eral Penn vs DePaul (N) (11/20/2022)
	20		Markquis Nowell at Kansas St. (01/10/2023)
	20		Jalen Wilson at Kansas (12/31/2022)
	20		Adama Sanogo at UConn (12/01/2022)
FIELD GOALS MADE	8		Lance Jones vs Southern Ill. (11/10/2022)
	7		Erik Stevenson vs West Virginia (01/02/2023)
	7		Jalen Wilson at Kansas (12/31/2022)
	7		Ross Williams vs A&M-Corpus Christi (12/20/2022)
	7		Craig Porter Jr. vs Wichita St. (N) (12/17/2022)
	7		Adama Sanogo at UConn (12/01/2022)
	7		Eral Penn vs DePaul (N) (11/20/2022)
FIELD GOAL ATTEMPTS	17		Jalen Wilson at Kansas (12/31/2022)
	17		Lance Jones vs Southern Ill. (11/10/2022)
FIELD GOAL PERCENTAGE (min 5 made)	1.000	(6-6)	KJ Adams, Jr. at Kansas (12/31/2022)
	.625	(5-8)	Justyn Mutts vs Virginia Tech (N) (12/11/2022)
	.625	(5-8)	Taylor Hendricks vs UCF (N) (11/18/2022)
3 PT FG MADE	5		Markquis Nowell at Kansas St. (01/10/2023)
	5		Ross Williams vs A&M-Corpus Christi (12/20/2022)
	5		Jordan Hawkins at UConn (12/01/2022)
3 PT FG ATTEMPTS	11		Trevian Tennyson vs A&M-Corpus Christi (12/20/2022)
	11		Ross Williams vs A&M-Corpus Christi (12/20/2022)
	11		C.J. Kelly vs UCF (N) (11/18/2022)
3 PT FG PERCENTAGE (min 2 made)	1.000	(2-2)	Brock Cunningham vs Texas (01/07/2023)
	1.000	(2-2)	Dajuan Harris at Kansas (12/31/2022)
	1.000	(2-2)	Joey Calcaterra at UConn (12/01/2022)
	1.000	(2-2)	Trajan Wesley vs Prairie View (11/27/2022)
FREE THROWS MADE	11		Umoja Gibson vs DePaul (N) (11/20/2022)
	9		Jordan Hawkins at UConn (12/01/2022)
FREE THROW ATTEMPTS	13		Umoja Gibson vs DePaul (N) (11/20/2022)
	12		Jordan Hawkins at UConn (12/01/2022)
FREE THROW PERCENTAGE (min 3 made)	1.000	(6-6)	Mylyjael Poteat vs Virginia Tech (N) (12/11/2022)
	1.000	(6-6)	C.J. Kelly vs UCF (N) (11/18/2022)
	1.000	(5-5)	Keaton Hervey at Oakland (11/13/2022)
	1.000	(5-5)	Shemar Wilson vs UT Arlington (11/07/2022)
	1.000	(5-5)	Kyron Gibson vs UT Arlington (11/07/2022)
	1.000	(4-4)	Abayomi Iyiola at Kansas St. (01/10/2023)
	1.000	(4-4)	Tre Mitchell vs West Virginia (01/02/2023)
	1.000	(4-4)	Da'Sean Nelson vs DePaul (N) (11/20/2022)
	1.000	(4-4)	Lorne Bowman II at Oakland (11/13/2022)
	1.000	(4-4)	Taj Anderson vs UT Arlington (11/07/2022)
	1.000	(3-3)	Markquis Nowell at Kansas St. (01/10/2023)
	1.000	(3-3)	Taylor Hendricks vs UCF (N) (11/18/2022)
	REBOUNDS	12	
12			Taylor Hendricks vs UCF (N) (11/18/2022)
ASSISTS	9		Dajuan Harris at Kansas (12/31/2022)
	7		Markquis Nowell at Kansas St. (01/10/2023)
STEALS	6		Justyn Mutts vs Virginia Tech (N) (12/11/2022)
	4		Qua Grant vs Sam Houston (12/06/2022)
	4		Taj Anderson vs UT Arlington (11/07/2022)
BLOCKED SHOTS	3		Nae'Qwan Tomlin at Kansas St. (01/10/2023)
	2		Grant Basile vs Virginia Tech (N) (12/11/2022)
TURNOVERS	6		Anthony Pritchard vs Tulsa (11/25/2022)
	5		Kevin McCullar at Kansas (12/31/2022)
	5		Jalen Jackson vs A&M-Corpus Christi (12/20/2022)

THE LAST TIME ...

TEAM

OSU Scored 100 Points..... 102 vs UT-Rio Grande Valley (Dec. 22, 2017)
Opponent Scored 100 Points 109 by Oklahoma (Jan. 3, 2018)

OSU Scored 90 Points..... 91 at Oakland (Nov. 13, 2022)
Opponent Scored 90 Points..... 93 by Cleveland State (Dec. 13, 2021)

OSU Scored Fewer than 60 Points..... 57 at Kansas State (Jan. 10, 2023)
Opponent Scored Fewer than 60 Points..... 56 by Texas (Jan. 7, 2023)

OSU Scored Fewer than 50 Points..... 46 vs Texas (Jan. 7, 2023)
Opponent Scored Fewer than 50 Points 49 by Wichita State (Dec. 17, 2022)

OSU Won by 30 Points 30 vs Col. of Charleston (Nov. 22, 2021)
Opponent Won by 30 Points 35 by Texas Tech (Jan. 4, 2020)

OSU shot 65% from the floor..... 66.0 at Texas (March 7, 2020)
Opponent shot 65% from the floor..... 66.0 by Arizona (March 24, 2005)

OSU shot 60% from the floor..... 66.0 at Texas (March 7, 2020)
Opponent shot 60% from the floor..... 61.5 by Kansas State (Feb. 23, 2019)

OSU shot less than 25% from the floor..... 24.6 at South Carolina (Dec. 6, 2014)
Opponent shot less than 25% from the floor 22.4 by Southeastern Louisiana (Dec. 29, 2019)

OSU shot less than 35% from the floor..... 33.3 at Kansas State (Jan. 10, 2023)
Opponent shot less than 35% from the floor 31.5 by Texas (Jan. 7, 2023)

OSU shot 50% from beyond the arc..... 52.2 at Oakland (Nov. 13, 2022)
Opponent shot 50% from beyond the arc..... 50.0 by Texas Tech (Jan. 13, 2022)

OSU shot less than 20% from beyond the arc..... 10.0 vs UCF (Nov. 18, 2022)
Opponent shot less than 20% from beyond the arc.... 4.8 by Wichita State (Dec. 17, 2022)

OSU made 10 three-pointers..... 13 at Kansas (Dec. 31, 2022)
Opponent made 10 three-pointers..... 11 by Kansas (Dec. 31, 2022)

OSU shot 100% from the FT line (min. 10)..... 22-of-22 vs Texas Tech (Feb. 25, 2017)
Opponent shot 100% from the FT line (min. 10)..... 12-of-12 by Iowa State (Feb. 29, 2020)

OSU shot less than 50% from the FT line..... 42.9 at Iowa State (Jan. 25, 2021)
Opponent shot less than 50% from the FT line..... 25.0 by Tulsa (Nov. 25, 2022)

OSU had 50 Rebounds..... 51 vs Oral Roberts (Nov. 26, 2021)
Opponent had 50 Rebounds..... 50 by Kansas, (Jan. 4, 2022)

OSU had 20 Offensive Rebounds 20 vs Oklahoma (Jan. 20, 2018)
Opponent had 20 Offensive Rebounds 22 by Texas (Feb. 6, 2021)

OSU had 20 Assists..... 22 vs Texas A&M-Corpus Christi (Dec. 20, 2022)
Opponent had 20 Assists..... 21 by Iowa State (Jan. 26, 2022)

OSU had 10 Steals 11 at Kansas State (Jan. 10, 2023)
Opponent had 10 Steals..... 10 by Texas (Jan. 7, 2023)

OSU had 10 Blocked Shots 12 vs Texas (Jan. 7, 2023)
Opponent had 10 Blocked Shots..... 11 by Oregon State (March 21, 2021)

OSU had two 30-point scorers vs Southwestern State (Jan. 2, 2007)
Opponent had two 30-point scorers Never
OSU had three 30-point scorers vs Oral Roberts (March 4, 1993)

OSU had two 20-point scorers vs Kansas State (Feb. 19, 2022)
Opponent had two 20-point scorers UConn (Dec. 1, 2022)

OSU had three 20-point scorers vs Oklahoma (Feb. 18, 2017)
Opponent had three 20-point scorers West Virginia (Jan. 4, 2021)
OSU had four 20-point scorers vs Northwestern State (Jan. 3, 2009)

Teams combined for four 20-point scorers vs Oklahoma (Feb. 18, 2017)
Teams combined for five 20-point scorers vs West Virginia (Jan. 4, 2021)
Teams combined for six 20-point scorers..... vs Providence (Nov. 25, 1993)

OSU had five double-figure scorers..... vs UMass Lowell (Nov. 16, 2021)
Opponent had five double-figure scorers..... by DePaul (Nov. 20, 2022)

OSU had six double-figure scorers..... vs Col. of Charleston (Nov. 22, 2021)
Opponent had six double-figure scorers..... by Minnesota (Nov. 30, 2018)

OSU had seven double-figure scorers..... vs Rogers State (Nov. 30, 2016)
Opponent had seven double-figure scorers..... Never

Teams combined for 10 double-figure scorers 10 vs Baylor (Feb. 8, 2020)

OSU had all 5 starters score in double figures.... vs TCU (March 13, 2019)
Opp. had all 5 starters score in double figures.... Kansas (Feb. 14, 2022)

OSU had no players score in double figures at Iowa State (Feb. 29, 2016)
Opp. had no players score in double figures..... UT Arlington (Nov. 9, 2021)

OSU had only one player score in double figures..... vs Texas (Jan. 7, 2023)
Opp. had only one player score in double figures Wichita State (Dec. 17, 2022)

OSU had two double-figure rebounders at Oklahoma (Feb. 27, 2021)
OSU had three double-figure rebounders..... at UT Arlington (Nov. 25, 2020)
Opp. had two double-figure rebounders..... Kansas (Jan. 4, 2022)

OSU had two double-doubles vs Texas (Feb. 6, 2021)
OSU had three double-doubles..... vs Seattle (Nov. 14, 2009)
Opponent had two double-doubles Kansas (Feb. 8, 2021)*

*(Kansas totaled three double-doubles on Feb. 8, 2021)

THE LAST TIME ...

OSU scored 50 points in first half..... 53 vs UT-Rio Grande Valley (Dec. 22, 2017)
 OSU scored 50 points in second half 51 vs Prairie View A&M (Nov. 27, 2022)

Opponent scored 50 points in first half..... 50, Oklahoma (Jan. 3, 2018)
 Opponent scored 50 points in second half 50, Kansas (Feb. 08, 2021)

OSU scored less than 20 points in first half..... 19 at Oklahoma (Feb. 26, 2022)
 OSU scored less than 20 points in second half 14 at West Virginia (Feb. 19, 2020)

Opponent scored less than 20 points in first half..... 17, UCF (Nov. 18, 2022)
 Opponent scored less than 20 points in second half 16, Iowa State (March 2, 2022)

OSU had three players foul out at Baylor (Feb. 8, 2020)
 Opponent had three players foul out West Virginia (Jan. 25, 2014)

OSU failed to make a 3-point attempt vs Iowa State (Jan. 8, 2001)
 Opponent failed to make a 3-point attempt TCU (Feb. 14, 2015)

OSU defeated an AP ranked opponent..... 52-51 vs 12/12 Texas Tech (March 5, 2022)
 OSU lost to an AP ranked opponent..... 57-65 at 11/13 Kansas State (Jan. 10, 2023)

OSU won an overtime game 82-79 vs Kansas State (Feb. 19, 2022)
 OSU lost an overtime game..... 56-60 vs UCF (Nov. 18, 2022)

OSU won a double-overtime game..... 75-67 vs Texas (Feb. 6, 2021)
 OSU lost a double-overtime game..... 67-68 vs Kansas (Feb. 20, 2013)

OSU won a triple-overtime game 105-103 vs Texas (Jan. 16, 2007)
 OSU lost a triple-overtime game 97-98 vs Iowa State (Feb. 3, 2014)

OSU won a quadruple-overtime game 96-91 at Colorado (Feb. 5, 1983)
 OSU lost a quadruple-overtime game..... Never

INDIVIDUAL

A Cowboy had a Triple-Double (P/R/A)..... 19/14/10, Maurice Baker vs UTSA (Jan. 3, 2001)
 An Opponent had a Triple-Double (P/R/A).... 19/10/11, Anthony Bowie, Oklahoma (Feb. 27, 1985)

A Cowboy had a Double-Double (PTS/REB)..... 16/10, Kalib Boone vs Texas (Jan. 7, 2023)
 An Opponent had a Double-Double (PTS/REB) 25/11, Eral Penn, DePaul (Nov. 20, 2022)

A Cowboy had a Double-Double (PTS/AST).....15/11, Isaac Likekele vs TCU (Feb. 6, 2020)
 An Opponent had a Double-Double (PTS/AST)10/11, Alex Robinson, TCU (Feb. 6, 2019)

A Cowboy had a 20/20 Performance (PTS/REB)... 37/20, Mario Boggan vs Texas (Jan. 16, 2007)
 An Opponent had a 20/20 Performance (PTS/REB) 20/23, Reginald King, Alabama (Dec. 17, 1976)

A Cowboy had a 20/10 Performance (PTS/REB)..... 22/15 Kalib Boone vs Texas (Feb. 6, 2021)
 An Opponent had a 20/10 Performance (PTS/REB)..... 25/11, Eral Penn, DePaul (Nov. 20, 2022)

A Cowboy scored 30 points 34, Avery Anderson III vs Iowa State (Jan. 26, 2022)
 An Opponent Scored 30 Points 31, D'Moi Hodge, Cleveland State (Dec. 13, 2021)

A Cowboy Scored 20 Points..... 23, Kalib Boone at Kansas State (Jan. 10, 2023)
 An Opponent Scored 20 points 20, Jalen Wilson, Kansas (Dec. 31, 2022)

A Cowboy had 20 Rebounds 20, Mario Boggan vs Texas (Jan. 16, 2007)
 An Opponent had 20 Rebounds 21, Derek Culver, West Virginia (March 9, 2019)

A Cowboy had 15 Rebounds..... 15, Moussa Cisse, vs Southern Illinois (Nov. 11, 2022)
 An Opponent had 15 Rebounds..... 15, David McCormack, Kansas (Jan. 4, 2022)
 15, Jalen Willson, Kansas (Jan. 4, 2022)

A Cowboy had 10 Offensive Rebounds..... 10, Mario Boggan vs Texas (Jan. 16, 2007)
 An Opponent had 10 Offensive Rebounds..... 12, Rico Gathers, Baylor (Jan. 5, 2016)

A Cowboy had 10 Assists 11, Isaac Likekele vs TCU (Feb. 6, 2020)
 An Opponent had 10 Assists 11, Jamarius Burton, Wichita State (Dec. 8, 2019)

A Cowboy had five Steals 5, Avery Anderson III vs Southern Illinois (Nov. 10, 2022)
 An Opponent had five Steals 6, Justyn Mutts, Virginia Tech (Dec. 11, 2022)

A Cowboy had five Blocked Shots 6, Kalib Boone vs Texas (Jan. 7, 2023)
 An Opponent had five Blocked Shots 5, Connor Vanover, Arkansas (Jan. 30, 2021)

A Cowboy won a game in the final 3 seconds.....Offensively: Avery Anderson hit a pull-up three pointer from the top of the key with 3.5 remaining to defeat Kansas State, 82-79, in overtime at Gallagher-Iba Arena on Feb. 19, 2022.

..... Defensively: Mitchell Solomon drew a charge with a second remaining to defeat No. 19 Florida State, 71-70, in Sunrise, Fla., on Dec. 16, 2017.

An Opponent won a game in the final 3 seconds... Kansas State's Nijel Pack hit a 22-foot three-pointer with 2.2 remaining to beat OSU, 71-68, in Manhattan, Kan. on Feb. 2, 2022.

BOX SCORES

Game 1 • Nov. 7, 2022 • Gallagher-Iba Arena (Stillwater, Okla.) • Att: 5,324

UT ARLINGTON	66
OKLAHOMA STATE	77

Official Basketball Box Score - Final
 UT Arlington at Oklahoma St.
 11/07/22 Gallagher-Iba Arena, Stillwater
 2022-23 Men's Basketball
 Game Time: 8:00 PM
 Game Duration: 2:14
 Attendance: 5,324
 Officials: Darron George, Antonio Patey, Kevin Mathis

NO.	Name	Min	FG		3P		FT	Rebounds		Fouls		TP	AS	TO	ST	Blocks		+/-
			M/A	M/A	M/A	OR		DR	PF	FF	BS					BA		
22	Shemar Wilson	F 18:18	3-6	0-1	5-5	0	5	5	4	4	11	0	2	0	1	0	-12	
00	Aaron Cash	G 16:58	2-4	0-1	2-3	2	0	2	2	1	6	0	1	2	0	1	-1	
5	Brandyn Taltot	G 15:35	1-3	0-2	0-0	1	1	2	0	0	2	1	0	2	0	0	-5	
21	Pedro Castro	G 19:44	1-5	1-2	0-0	5	5	1	0	3	2	1	0	0	0	1	3	
55	Marion Humphrey	G 24:50	0-5	0-0	1-2	0	2	2	3	3	1	0	2	0	0	0	-21	
4	Kyron Gibson	25:11	2-9	0-3	5-5	1	1	2	0	6	9	3	3	1	0	2	-3	
23	Dario Domingos	16:43	3-7	0-1	3-4	3	2	5	2	4	9	0	1	0	0	0		
3	Taj Anderson	23:02	4-11	2-5	4-4	0	2	2	3	14	0	1	4	0	1	-3		
2	Brandon Walker	20:01	4-6	1-2	0-0	1	3	4	3	0	9	1	4	0	0	-18		
1	Chendai Weaver	15:46	1-3	0-0	0-2	1	3	4	2	1	2	0	1	0	0	1	-6	
24	Montez Young Jr.	03:51	0-0	0-0	0-0	0	0	0	1	0	0	0	1	1	0	0		
Totals		21:59	4-17	20-25	13	24	37	21	21	66	7	19	11	1	7	-11		

Shooting By Period

1st FG%	8-29	28.6%
3PT%	0-8	0.0%
FT%	6-7	85.7%
2nd FG%	13-31	41.9%
3PT%	4-9	44.4%
FT%	14-18	77.8%
GM FG%	21-59	35.6%
3PT%	4-17	23.5%
FT%	20-25	80.0%

Dead Ball Rebounds: 3, 1

Technical Fouls: Walker 1st 14:47, Wilson 2nd 11:23

NO.	Name	Min	FG		3P		FT	Rebounds		Fouls		TP	AS	TO	ST	Blocks		+/-
			M/A	M/A	M/A	OR		DR	PF	FF	BS					BA		
22	Kalib Boone	F 26:02	5-7	0-0	5-6	4	4	8	4	4	15	2	1	0	2	0	4	
33	Moussa Cisse	G 22:56	2-3	0-0	1-2	1	4	5	3	2	5	2	3	2	4	0	10	
0	Avery Anderson, III	G 25:21	2-9	0-4	3-3	0	7	7	5	1	7	1	1	2	1	1	5	
1	Bryce Thompson	G 35:04	6-13	1-5	5-7	0	7	7	0	4	18	2	3	1	0	0	19	
51	John-Michael Wright	G 22:55	4-8	3-5	3-3	1	2	3	1	2	14	1	2	1	0	0	23	
5	Caleb Asberry	23:34	2-7	0-4	0-0	0	1	1	4	1	4	4	5	2	0	0	8	
23	Tyreek Smith	12:22	3-5	0-1	0-0	2	1	3	1	1	6	0	0	0	0	0		
4	Woody Newton	14:23	2-5	2-4	0-2	0	2	2	2	2	6	0	2	0	0	0	-3	
2	Chris Harris Jr.	08:29	0-3	0-2	1-2	0	0	0	2	2	1	1	1	0	0	0	-3	
13	Quion Williams	08:45	0-0	0-0	1-2	0	0	0	0	0	1	1	0	0	0	0	-13	
Totals		26:60	6-25	19-27	14	26	40	22	20	77	13	17	8	7	1	11		

Shooting By Period

1st FG%	9-30	30.0%
3PT%	2-16	12.5%
FT%	7-9	77.8%
2nd FG%	17-30	56.7%
3PT%	4-9	44.4%
FT%	12-18	66.7%
GM FG%	26-60	43.3%
3PT%	6-25	24.0%
FT%	19-27	70.4%

Dead Ball Rebounds: 3, 1

Technical Fouls: Asberry 2nd 11:23

Biggest lead	UTA		Points from Turnovers	Paint	Second Chance	Fast Breaks	Bench
	1 st	2 nd					
1 (1 st 16:47)	31	(2 nd 11:56)	17	17	32	28	43
Best Scoring Run	10 (2 nd 9:47)	15 (2 nd 15:15)	22	44	66	27	50
Lead Changes	2	5	OSU	27	50	77	
Times Tied	5						
Time with Lead	00:21	36:09					

Game 2 • Nov. 10, 2022 • Gallagher-Iba Arena (Stillwater, Okla.) • Att: 5,324

SOUTHERN ILLINOIS	61
OKLAHOMA STATE	60

Official Basketball Box Score - Final
 Southern Ill. at Oklahoma St.
 11/10/22 Gallagher-Iba Arena, Stillwater
 2022-23 Men's Basketball
 Game Time: 7:00 PM
 Game Duration: 1:56
 Attendance: 5,324
 Officials: Doug Simmons, Keith Kinicki, Blanca Burns

NO.	Name	Min	FG		3P		FT	Rebounds		Fouls		TP	AS	TO	ST	Blocks		+/-
			M/A	M/A	M/A	OR		DR	PF	FF	BS					BA		
1	Marcus Domask	F 38:40	5-15	4-8	2-2	1	6	7	0	2	16	4	3	1	0	3	3	
23	Troy D'Amico	F 20:12	3-6	1-4	1-2	0	1	1	1	2	8	0	1	2	0	0	-5	
5	Lance Jones	G 34:21	8-17	2-8	1-1	0	3	3	4	4	19	2	0	2	0	0	8	
10	Xavier Johnson	G 18:01	0-4	0-4	0-0	0	4	4	0	1	0	1	2	1	1	0	-14	
24	Trent Brown	G 25:11	1-2	0-1	0-0	0	1	1	0	2	1	1	1	1	0	0	0	
3	Dalton Barks	14:29	2-6	0-1	0-0	0	1	1	2	0	4	1	1	0	0	2	-4	
4	Clarence Rupert	13:15	1-3	0-1	0-0	1	3	4	0	2	0	0	1	0	1	1	8	
13	Jawane Newton	25:43	1-3	0-1	2-2	0	4	4	3	3	4	0	2	0	0	0	9	
14	AJ Ferguson	05:05	1-2	1-2	0-0	1	1	0	0	3	1	0	0	0	0	0	-2	
0	Foster Wonders	05:03	1-2	1-1	0-0	0	0	0	2	0	3	1	0	0	0	0	2	
Totals		23:60	9-31	6-7	5	26	31	17	12	61	13	9	10	1	6	1		

Shooting By Period

1st FG%	11-31	35.5%
3PT%	5-20	25.0%
FT%	1-1	100%
2nd FG%	12-29	41.4%
3PT%	4-11	36.4%
FT%	5-6	83.3%
GM FG%	23-60	38.3%
3PT%	9-31	29.0%
FT%	6-7	85.7%

Dead Ball Rebounds: 0, 0

Technical Fouls: NONE

NO.	Name	Min	FG		3P		FT	Rebounds		Fouls		TP	AS	TO	ST	Blocks		+/-
			M/A	M/A	M/A	OR		DR	PF	FF	BS					BA		
22	Kalib Boone	F 28:07	1-3	0-1	0-0	2	3	5	3	4	2	2	1	1	1	0	3	
33	Moussa Cisse	G 30:19	5-10	0-0	1-4	5	10	15	1	6	11	0	3	0	3	0	-4	
0	Avery Anderson, III	G 30:56	7-15	0-1	0-0	0	3	3	2	0	14	3	5	0	1	0	-4	
1	Bryce Thompson	G 31:26	6-14	1-4	1-6	1	6	7	0	4	14	2	2	0	0	1	4	
51	John-Michael Wright	G 30:59	1-6	0-3	2-2	1	4	5	1	1	4	2	3	0	0	0	0	
5	Caleb Asberry	20:46	3-6	3-6	4-4	0	2	2	3	2	13	0	0	1	0	0	3	
23	Tyreek Smith	14:19	1-2	0-0	0-0	2	2	0	0	2	1	1	1	0	0	0	-1	
2	Chris Harris Jr.	07:24	0-1	0-1	0-0	0	2	2	1	0	0	0	1	0	0	0	0	
13	Quion Williams	05:44	0-0	0-0	0-0	0	0	0	1	0	0	0	0	0	0	0	0	
Totals		24:57	4-16	8-16	11	32	43	12	17	60	10	14	7	6	1	1		

Technical Fouls: NONE

Biggest lead	SIU		Points from Turnovers	Paint	Second Chance	Fast Breaks	Bench
	1 st	2 nd					
9 (1 st 13:39)	13	(2 nd 16:39)	8	15	5	7	16
Best Scoring Run	7 (2 nd 2:30)	11 (2 nd 16:39)	18	26	15	15	26
Lead Changes	4	6	OSU	33	27	60	
Times Tied	4						
Time with Lead	11:57	27:00					

Game 3 • Nov. 13, 2022 • O'Rena at Oakland University (Rochester, Mich.) • Att: 3,651

OKLAHOMA STATE	91
OKLAND	62

Official Basketball Box Score - Final
 Oklahoma St. at Oakland
 11/13/22 Athletics Center O'Rena, Rochester, Mich.
 2022-23 Men's Basketball
 Game Time: 3:00 PM
 Game Duration: 1:54
 Attendance: 3,651
 Officials: DJ Carstensen, Courtney Green, Bill Ek

NO.	Name	Min	FG		3P		FT	Rebounds		Fouls		TP	AS	TO	ST	Blocks		+/-
			M/A	M/A	M/A	OR		DR	PF	FF	BS					BA		
22	Kalib Boone	F 22:20	4-7	0-0	1-1	2	6	8	2	1	9	2	3	0	1	0	18	
33	Moussa Cisse	C 23:15	5-9	0-0	1-2	2	8	10	2	2	11	0	1	0	3	0	15	
0	Avery Anderson, III	G 32:53	7-10	1-1	3-3	0	2	2	0	18	7	3	1	1	2	18		
1	Bryce Thompson	G 26:10	2-9	0-3	0-0	0	4	4	4	3	1	0	1	0	0	17		
51	John-Michael Wright	G 38:50	6-10	4-7	0-0	3	3	1	0	16	4	0	1	0	0	21		
5	Caleb Asberry	21:21	4-7	3-5	2-2	0	3	3	2	13	1	1	0	0	0	18		
23	Tyreek Smith	15:14	3-3	0-0	2-2	1	2	3	2	8	1	0	1	0	0	15		
2	Chris Harris Jr.	14:13	3-4	3-4	0-0	2	2	2	0	9	3	1	2	0	0	18		

BOX SCORES

Game 5 • Nov. 20, 2022 • Baha Mar Convention Center (Nassau, Bahamas)	
OKLAHOMA STATE	82
DEPAUL	78

Official Basketball Box Score - Final
DePaul at Oklahoma St.
 11/20/22 Baha Mar Convention Center, Nassau
 2022-23 Men's Basketball
 Game Time: 4:30 PM
 Game Duration: 2:24
 Officials: Darron George, Will Howard, Jabir Walker

DePaul - 78													Record: 3-2													
NO. Name	Min	FG	3P	FT	Rebounds	Fouls	TP	AS	TO	ST	Blocks	+	-	Shooting By Period												
1 Javan Johnson	F 35:47	4-10	0-4	2-2	0 3 3	5 3	10	3	4	0	1	0	-7	1 st FG% 11-31 35.5%												
11 Eral Penn	F 36:40	7-13	3-5	8-11	7 4 11	2 7	25	0	0	1	0	0	-1	3 ^{PT} % 3-10 30.0%												
21 Da'Sean Nelson	F 23:24	3-7	1-2	4-4	0 3 3	4 2	11	0	4	1	1	3	0	2 nd FG% 11-14 78.6%												
0 Umoja Gibson	G 33:30	3-14	0-5	11-13	1 1 2	3 8	17	6	3	2	0	0	-5	3 ^{PT} % 4-13 30.8%												
5 Philmon Gebrewah	G 34:52	1-2	1-2	0-0	1 1 2	3 1	3	0	0	0	1	0	-8	FT% 16-19 84.2%												
3 Jalen Terry	G 04:37	0-2	0-1	0-0	0 0 0	0 0	0	0	0	0	0	0	-4	GM FG% 22-57 38.6%												
12 Ahamad Bynum	20:06	3-6	2-4	2-3	0 1 1	3 1	3	1	0	2	1	0	1	3 ^{PT} % 7-23 30.4%												
0 Zion Cruz	08:56	1-3	0-0	0-0	0 1 1	1 0	2	0	0	0	0	0	0	FT% 27-33 81.8%												
4 K.T. Raimey	02:08	0-0	0-0	0-0	0 0 0	2 0	0	0	0	0	0	0	-2	Dead Ball Rebounds: 3.3												
Team					4 0 4	0 0	0	0	0	0	0	0	0	Technical Fouls: Coach 2 nd 16:52												
Totals	22:57	7-23	27-33	13 14 27	24 22	78	11	14	5	3	3	4	4													

Oklahoma St. - 82													Record: 3-2													
NO. Name	Min	FG	3P	FT	Rebounds	Fouls	TP	AS	TO	ST	Blocks	+	-	Shooting By Period												
22 Kalib Boone	F 24:29	7-11	0-0	3-3	4 1 5	5 3	17	3	3	2	0	0	11	1 st FG% 16-28 57.1%												
33 Moussa Cisse	G 17:11	2-3	0-0	0-2	4 7 11	4 1	4	0	1	0	2	1	7	3 ^{PT} % 1-5 20.0%												
0 Avery Anderson, III	G 30:11	4-9	1-3	7-9	1 1 2	4 7	16	1	4	2	0	0	5	FT% 11-14 78.6%												
1 Bryce Thompson	G 27:27	4-9	0-2	0-0	2 2 2	3 2	8	1	4	1	0	1	-3	2 nd FG% 13-30 43.3%												
51 John-Michael Wright	G 34:22	5-14	0-4	4-4	0 4 3	0 3	14	3	1	0	0	1	11	3 ^{PT} % 2-9 22.2%												
5 Caleb Asberry	26:00	2-4	1-2	2-2	1 2 3	3 3	7	3	0	0	0	0	1	FT% 10-14 71.4%												
23 Tyreek Smith	18:08	4-5	0-0	3-6	3 4 7	0 3	11	0	2	1	1	0	-1	GM FG% 29-58 50.0%												
2 Chris Harris Jr.	10:21	1-2	1-2	2-2	0 1 1	1 0	5	1	1	0	0	0	0	3 ^{PT} % 3-14 21.4%												
13 Quion Williams	11:51	0-1	0-1	0-0	0 2 2	3 0	0	1	0	0	0	0	-11	FT% 21-28 75.0%												
Team					1 0 1	0 0	0	0	0	0	0	0	0	Dead Ball Rebounds: 5.1												
Totals	29:58	3-14	21-28	14 24 38	22 23	82	13	17	6	3	3	4	4	Technical Fouls: Harris Jr. 1 st 4:27												

Biggest lead		DEP	OSU	Points from		DEP	OSU	Period by Period Scoring		
1 (2 nd 5:11)		18 (1 st 11:46)	Turnovers	17	16	1st 2nd TOT				
Best Scoring Run		11 (2 nd 17:32)	11 (1 st 12:48)	Paint	26	42	DEP 36 42 78			
Lead Changes		6		Second Chance	11	12	OSU 44 38 82			
Times Tied		4		Fast Breaks	4	2				
Time with Lead		00:55	36:19	Bench	12	23				

Game 6 • Nov. 25, 2022 • Gallagher-Iba Arena (Stillwater, Okla.) • Att: 9,856	
TULSA	56
OKLAHOMA STATE	82

Official Basketball Box Score - Final
Tulsa at Oklahoma St.
 11/25/22 Gallagher-Iba Arena, Stillwater
 2022-23 Men's Basketball
 Game Time: 7:00 PM
 Game Duration: 1:52
 Attendance: 9,856
 Officials: Kipp Kissinger, Anirio Petty, Michael Greenstein

Tulsa - 56													Record: 2-4													
NO. Name	Min	FG	3P	FT	Rebounds	Fouls	TP	AS	TO	ST	Blocks	+	-	Shooting By Period												
10 Tim Dalger	F 22:38	2-9	1-4	0-0	1 3 4	1 1	5	1	2	0	0	1	20	1 st FG% 12-31 38.7%												
33 Bryant Selebanque	F 22:39	4-6	0-0	0-0	3 2 5	2 0	8	0	2	0	1	0	-8	3 ^{PT} % 4-14 28.6%												
1 Sam Griffin	G 26:51	3-9	0-4	1-1	0 2 2	1 2	7	3	0	1	0	0	-18	FT% 1-3 33.3%												
3 Sterling Gaston-Chapman	G 16:48	3-5	1-2	0-0	2 3 5	2 0	7	0	4	0	0	1	-8	2 nd FG% 12-35 34.3%												
14 Anthony Pritchard	G 21:09	0-6	0-2	0-0	0 0 0	1 2	0	1	6	1	0	0	-26	3 ^{PT} % 0-16 18.8%												
2 Keyshawn Embury-Simpson	22:52	4-10	2-6	0-2	0 0 0	3 2	10	0	1	1	1	0	-20	FT% 3-11 27.3%												
11 Brandon Betson	17:55	3-6	3-6	0-0	0 2 2	2 0	9	5	1	0	0	0	-11	GM FG% 24-56 42.9%												
15 Charles Chukwu	17:21	3-4	0-0	0-2	2 4 0	0 0	6	0	0	1	0	1	-18	3 ^{PT} % 7-23 30.4%												
4 Brian Knight	16:04	0-6	0-4	0-0	1 2 3	1 0	0	0	0	0	0	0	-6	FT% 27-33 81.8%												
0 Jesaiah McWhirt	12:28	1-5	0-2	0-1	0 3 3	1 1	2	1	2	3	0	1	1	Dead Ball Rebounds: 1.0												
5 Peyton Urbancic	01:37	1-1	0-0	0-0	0 0 0	0 0	2	0	0	0	0	0	2	Technical Fouls: Dalger 2 nd 19:02; Gaston-Chapman 2 nd 17:44												
23 Ari Seals	01:37	0-0	0-0	0-0	0 0 0	0 0	0	0	0	0	0	0	2													
Team					4 6 10	0 0	0	0	0	0	0	0	0													
Totals	24:66	7-30	1-4	13 25 38	14 8	56	11	19	7	2	4	2	26													

Oklahoma St. - 82													Record: 4-2													
NO. Name	Min	FG	3P	FT	Rebounds	Fouls	TP	AS	TO	ST	Blocks	+	-	Shooting By Period												
22 Kalib Boone	F 17:41	3-7	0-1	3-3	3 1 4	0 2	9	1	2	0	0	0	2	1 st FG% 17-36 47.2%												
33 Moussa Cisse	G 24:26	6-7	0-0	0-2	2 6 8	0 2	12	1	1	0	3	0	19	3 ^{PT} % 5-15 33.3%												
0 Avery Anderson, III	G 21:09	2-7	0-2	2-2	0 5 5	4 2	6	3	4	2	0	0	20	FT% 5-5 100%												
1 Bryce Thompson	G 25:18	6-14	4-8	2-2	0 1 1	1 0	18	1	2	0	0	0	15	2 nd FG% 15-30 50.0%												
51 John-Michael Wright	G 26:42	3-9	2-6	0-0	0 0 0	1 0	1	8	3	0	2	0	16	3 ^{PT} % 4-12 33.3%												
2 Chris Harris Jr.	21:34	2-5	1-3	0-0	0 3 3	0 0	5	4	0	1	0	0	25	FT% 7-9 77.8%												
5 Caleb Asberry	20:29	2-7	2-5	2-2	1 4 5	2 3	8	1	0	3	0	2	12	GM FG% 32-66 48.5%												
23 Tyreek Smith	13:50	5-5	0-0	0-2	2 5 7	0 1	10	1	0	0	0	0	20	3 ^{PT} % 9-27 33.3%												
13 Quion Williams	18:21	3-4	0-1	0-1	3 4 7	0 2	6	1	1	1	0	0	15	FT% 9-14 64.3%												
12 Naz Brown	04:32	0-1	0-1	0-0	0 0 0	1 0	0	0	2	0	0	0	-6	Dead Ball Rebounds: 2.0												
15 Carson Sager	01:37	0-0	0-0	0-0	0 0 0	0 0	0	0	0	0	0	0	-2	Technical Fouls: NONE												
21 Brooks Manzer	01:37	0-0	0-0	0-0	0 0 0	0 0	0	0	0	0	0	0	-2													
25 Bernard Kouma	01:37	0-0	0-0	0-0	0 0 0	0 0	0	0	0	0	0	0	-2													
35 Weston Church	01:37	0-0	0-0	0-0	0 1 1	0 0	0	0	0	0	0	0	-2													
Team					1 2 3	0 0	0	0	0	0	0	0	0													
Totals	32:66	9-27	9-14	12 21 34	8 13	82	16	13	9	4	2	26	26													

Biggest lead		TULSA	OSU	Points from		TULSA	OSU	Period by Period Scoring		
6 (1 st 15:14)		39 (2 nd 8:49)	Turnovers	13	18	1st 2nd TOT				
Best Scoring Run		7 (2 nd 2:34)	17 (2 nd 8:49)	Paint	30	44	TULSA 29 27 56			
Lead Changes		5		Second Chance	16	17	OSU 41 41 82			
Times Tied		2		Fast Breaks	10	14				
Time with Lead		07:13	30:44	Bench	29	29				

Game 7 • Nov. 27, 2022 • Gallagher-Iba Arena (Stillwater, Okla.) • Att: 5,683	
PRAIRIE VIEW A&M	73
OKLAHOMA STATE	88

Official Basketball Box Score - Final
Prairie View at Oklahoma St.
 11/27/22 Gallagher-Iba Arena, Stillwater
 2022-23 Men's Basketball
 Game Time: 2:00 PM
 Game Duration: 1:56
 Attendance: 5,683
 Officials: John Higgins, Byron Jarrett, Chance Moore

Prairie View - 53													Record: 4-3													
NO. Name	Min	FG	3P	FT	Rebounds	Fouls	TP	AS	TO	ST	Blocks	+	-	Shooting By Period												
21 Nikkei Rutty	F 19:21	0-3	0-0	1-2	0 2 2	2 2	1	0	0	1	1	1	-12	1 st FG% 10-28 35.7%												
3 Trajan Wesley	G 26:13	4-6	2-2	0-0	1 3 4	1 1	10	0	3	3	0	2	-11	3 ^{PT} % 4-13 30.8%												
4 Will Douglas	G 22:46	3-7	1-3	0-2	2 4 6	4 1	7	0	4	2	0	1	-25	FT% 2-4 50%												
10 Jeremiah Gambrell	G 27:30	6-13	3-8	1-2	0 1 1	1 0	16	1	3	1	0	2	-15	2 nd FG% 11-29 37.9%												
44 Torkian Smith	G 13:19	1-6	0-0	0-0	0 0 0	2 0	2	1	2	2	0	1	-12	3 ^{PT} % 3-11 27.3%												
11 Hegel Augustin	17:16	0-3	0-0	0-0	0 2 2	0 0	2	0	1	0	0	0	-15	FT% 2-4 50%												
2 Braden Bell	15:11	1-8	0-5	0-0	0 4 4	2 0	2	0	0	0	0	0	-7	GM FG% 21-57 36.9%												
5 Kortrijk Miles	21:17	2-6	0-0	2-2	0 1 1	2 2	6	0	1	0	0	0	-12	3 ^{PT} % 7-24 29.2%												
55 Ricky Nelson	08:57	0-0	0-0	0-0	0 1 1	0 0	1	0	0	0	0	0	-7	FT% 4-8 50.0%												

BOX SCORES

Game 9 • Dec. 6, 2022 • Gallagher-Iba Arena (Stillwater, Okla.) • Att: 5,368	
SAM HOUSTON	51
OKLAHOMA STATE	65

Official Basketball Box Score - Final
 Sam Houston at Oklahoma St.
 12/06/22 Gallagher-Iba Arena, Stillwater
 2022-23 Men's Basketball
 Game Time: 8:00 PM
 Game Duration: 1:55
 Attendance: 5,368
 Officials: Kipp Kissinger, Marques Pettigrew, Owen Short

NO.	Name	Min	FG		3P		FT		Rebounds		Fouls		TP	AS	TO	ST	Blocks			+/-															
			M-A	M-A	M-A	M-A	OR	DR	PF	FD	BS	BA					BA																		
1	Kaosi Ezeagu	F 17:26	1-2	0-0	0-2	1	0	1	2	1	2	0	0	0	0	0	1	0	0	-10															
12	Tristan Ikpe	F 17:44	1-3	1-2	0-0	2	3	5	4	0	3	0	1	2	0	0	0	0	0	3															
2	Qua Grant	G 35:16	6-14	1-6	2-2	1	0	1	2	15	2	3	4	1	1	1	1	2	-12																
11	Javion May	G 22:26	2-4	0-1	0-0	1	3	4	0	2	4	1	2	1	0	1	0	1	-1																
24	Donte Powers	G 30:04	3-9	2-5	2-3	0	3	2	4	10	2	1	3	0	0	1	0	0	-3																
40	Kean Scroggins	22:34	1-2	0-0	7-8	0	2	2	1	4	9	1	0	0	0	0	0	0	-4																
3	Lamar Wilkerson	15:25	0-4	0-2	0-0	2	1	3	3	0	0	0	0	0	0	0	0	1	-6																
13	Jaden Ray	15:10	1-4	0-1	0-2	0	1	1	0	1	0	1	2	2	1	2	0	0	-16																
25	Cameron Huefner	22:16	2-6	2-3	0-0	1	1	2	0	6	0	0	0	0	0	0	0	0	-17																
0	Ron Mitchell	01:39	0-1	0-1	0-0	0	0	0	0	0	0	0	0	0	0	0	0	0	-4																
Team						1			0		1		0		3																				
Totals			17-49			6-21			11-17			8		14		22		15		14		51		8		11		12		2		4		-14	

Shooting By Period	
1 st FG%	7-23 30.4%
3PT%	3-10 30.0%
FT%	3-3 100%
2 nd FG%	10-26 38.5%
3PT%	3-11 27.3%
FT%	8-14 57.1%
GM FG%	17-49 34.7%
3PT%	6-21 28.6%
FT%	11-17 64.7%

Dead Ball Rebounds: 7, 0

Shooting By Period	
1 st FG%	12-31 38.7%
3PT%	5-16 31.3%
FT%	3-4 75%
2 nd FG%	11-18 61.1%
3PT%	4-8 50.0%
FT%	7-10 70%
GM FG%	23-49 46.9%
3PT%	9-24 37.5%
FT%	10-14 71.4%

Dead Ball Rebounds: 2, 0

OSU		WICH		Points from Turnovers		OSU		WICH		Period by Period Scoring			
Biggest lead	3 (1 st 10:50)	19 (2 nd 1:58)	Turnovers	14	16	1st	2nd	TOT	OSU	WICH	1st	2nd	TOT
Best Scoring Run	7 (2 nd 15:52)	8 (2 nd 6:59)	Paint	20	24	SHU	20	31	51				
Lead Changes	2		Second Chance	12	18	OSU	32	33	65				
Times Tied	3		Fast Breaks	10	13								
Time with Lead	04:32	32:21	Bench	17	18								

Game 10 • Dec. 11, 2022 • Barclays Center (Brooklyn, NY)	
OKLAHOMA STATE	65
VIRGINIA TECH	70

Official Basketball Box Score - Final
 Oklahoma St. at Virginia Tech
 12/11/22 Barclays Center, Brooklyn, NY
 2022 Basketball Hall of Fame Invitational
 Game Time: 2:00 PM
 Game Duration: 2:05
 Attendance: 2,000
 Officials: Kipp Kissinger, Bert Smith, Bart Lenox

NO.	Name	Min	FG		3P		FT		Rebounds		Fouls		TP	AS	TO	ST	Blocks			+/-													
			M-A	M-A	M-A	M-A	OR	DR	PF	FD	BS	BA					BA																
22	Kalib Boone	F 27:13	6-10	0-0	3-4	3	4	7	3	4	15	0	2	1	4	1	0	0	0	-3													
33	Moussa Cisse	C 29:30	3-5	0-0	6-9	1	6	7	4	5	12	1	2	0	1	0	1	0	1														
0	Avery Anderson, III	G 28:24	5-9	3-5	2-2	0	2	2	2	3	15	4	5	3	1	0	0	0	-4														
1	Bryce Thompson	G 28:10	2-9	0-4	0-0	0	1	1	4	0	4	4	4	0	0	1	4	0	0														
51	John-Michael Wright	G 28:26	1-5	1-4	0-0	0	3	3	6	2	3	3	0	1	0	1	0	0	0														
5	Caleb Asberry	24:43	2-8	2-2	0-0	3	3	3	2	8	2	1	0	0	0	0	0	0	-13														
23	Tyreek Smith	15:41	1-4	0-0	0	1	2	3	1	2	0	0	0	0	1	0	0	0	-3														
2	Chris Harris Jr.	09:48	1-2	0-1	0-0	1	3	4	2	1	2	0	0	1	0	0	0	0	-4														
13	Quion Williams	02:16	0-0	0-0	0	1	1	0	0	0	0	0	0	0	0	0	0	0	-1														
4	Woody Newton	05:49	1-3	1-2	1-2	1	2	3	0	0	4	0	2	0	0	0	0	0	-2														
Team						1			0		1		0		1																		
Totals			22-55			7-24			14-19			11		27		38		21		18		65		14		17		6		7		-5	

Shooting By Period	
1 st FG%	13-31 41.9%
3PT%	4-14 28.6%
FT%	4-5 80%
2 nd FG%	9-26 34.6%
3PT%	3-6 50.0%
FT%	15-19 78.9%
GM FG%	22-57 38.6%
3PT%	7-20 35.0%
FT%	18-24 75.0%

Dead Ball Rebounds: 2, 0

OSU		VT		Points from Turnovers		OSU		VT		Period by Period Scoring			
Biggest lead	5 (2 nd 11:25)	12 (1 st 7:18)	Turnovers	14	19	1st	2nd	TOT	OSU	VT	1st	2nd	TOT
Best Scoring Run	8 (1 st 4:40)	9 (1 st 7:18)	Paint	28	24	OSU	25	40	65				
Lead Changes	3		Second Chance	11	10	VT	34	36	70				
Times Tied	8		Fast Breaks	8	7								
Time with Lead	08:52	26:46	Bench	16	12								

Game 12 • Dec. 20, 2022 • Gallagher-Iba Arena (Stillwater, Okla.) • Att: 6,007	
TEXAS A&M-CORPUS CHRISTI	58
OKLAHOMA STATE	81

Official Basketball Box Score - Final
 A&M-Corpus Christi at Oklahoma St.
 12/20/22 Gallagher-Iba Arena, Stillwater
 2022-23 Men's Basketball
 Game Time: 8:05 PM
 Game Duration: 1:59
 Attendance: 6,007
 Officials: Rick Crawford, Terry Oglesby, Antonio Pety

NO.	Name	Min	FG		3P		FT		Rebounds		Fouls		TP	AS	TO	ST	Blocks			+/-													
			M-A	M-A	M-A	M-A	OR	DR	PF	FD	BS	BA					BA																
10	Isaac Mushila	F 21:51	3-7	1-1	0-0	3	2	5	1	1	7	1	0	2	0	1	1	1	1	-11													
13	DeLazarus Keys	F 22:13	2-6	0-0	0-0	2	2	4	1	1	4	2	1	0	0	0	0	0	0	-11													
0	Trevian Tenyson	G 26:29	3-16	2-11	2-2	0	2	2	1	1	10	2	2	0	0	0	0	0	-27														
4	Jalen Jackson	G 22:28	2-2	0-0	0-0	1	2	3	2	1	4	3	5	0	0	0	0	0	-5														
22	Simeon Fryer	G 22:02	0-1	0-1	0-0	0	1	2	3	1	0	1	0	0	0	0	0	0	-11														
12	Owen Delaise	18:17	1-7	0-4	1-2	1	2	4	2	3	1	1	1	1	0	0	0	0	-17														
23	Ross Williams	25:53	7-15	5-11	0-0	0	2	2	1	0	19	0	1	1	0	2	0	0	-16														
3	Tyren Nickelson	12:51	1-3	1-2	1-2	0	2	2	2	2	4	0	0	2	0	0	0	0	-7														
5	Jourdyn Grandberry	13:17	0-4	0-1	1-2	0	2	2	1	3	1	0	2	0	0	0	0	0	-9														
2	Jordan Roberts	13:09	2-4	0-2	0-0	1	1	0	4	1	0	0	0	0	0	0	0	0	-11														
14	Jaren Marshall	02:11	0-0	0-0	0-0	0	0	0	0	0	0	0	0	0	0	0	0	0	8														
42	Connor Kern	01:19	0-0	0-0	2-2	0	1	1	0	1	2	0	0	0	0	0	0	0	2														
Team						1			3		4		0		0																		
Totals			21-65			9-33			7-10			8		21		29		16		13		58		11		13		6		0		-23	

Shooting By Period	
1 st FG%	10-29 34.5%
3PT%	1-12 8.3%
FT%	5-8 62.5%
2 nd FG%	9-24 37.5%
3PT%	0-9 0.0%
FT%	5-7 71.4%
GM FG%	19-52 36.5%
3PT%	1-21 4.8%
FT%	10-15 66.7%

Dead Ball Rebounds: 4, 0

OSU		WICH		Points from Turnovers		OSU		WICH		Period by Period Scoring			
Biggest lead	14 (2 nd 10:31)	0 (1 st 20:00)	Turnovers	11	15	1st	2nd	TOT	OSU	WICH	1st	2nd	TOT
Best Scoring Run	10 (1 st 16:13)	8 (2 nd 19:01)	Paint	16	30	OSU	32	27	59				
Lead Changes	0		Second Chance	1	6	VT	44	37	81				
Times Tied	0		Fast Breaks	2	8								
Time with Lead	39:40	00:00	Bench	7	18								

TCC		OSU		Points from Turnovers		TCC		OSU		Period by Period Scoring			
Biggest lead	0 (1 st 20:00)	31 (2 nd 2:30)	Turnovers	10	9	1st	2nd	TOT	TCC	OSU	1st	2nd	TOT
Best Scoring Run	8 (2 nd 17:12)	8 (1 st 5:00)	Paint	18	32	TCC	20	38	58				
Lead Changes	0		Second Chance	5	6								
Times Tied	0		Fast Breaks	8	9								
Time with Lead	00:00	37:43	Bench	33	33								

BOX SCORES

Game 13 • Dec. 31, 2022 • Allen Fieldhouse (Lawrence, Kan.) • Att: 16,300	
OKLAHOMA STATE	67
4/4 KANSAS	69

Official Basketball Box Score - Final
Oklahoma St. at Kansas
 12/31/22 Allen Fieldhouse, Lawrence
 2022-23 Men's Basketball
 Game Time: 1:10 PM
 Game Duration: 2:01
 Attendance: 16,300
 Officials: Doug Simons, Keith Kimble, Bret Smith

NO.	Name	Min	FG			3P			FT			Rebounds		Fouls		TP	AS	TO	ST	Blocks		+/-	
			M-A	M-A	M-A	M-A	M-A	M-A	M-A	OR	DR	TOT	PF	FD	BS					BA			
22	Kalib Boone	F	22:11	1-4	0-0	0-0	2	5	7	1	0	2	2	1	0	1	1	1	0	1	1	-6	
33	Moussa Cisse	C	24:52	2-5	0-0	0-1	3	3	6	1	3	4	2	0	1	2	0	0	1	0	0	1	
0	Avery Anderson, III	G	31:47	1-5	0-3	0-0	0	4	4	0	2	2	2	2	3	2	0	0	0	0	3		
1	Bryce Thompson	G	29:14	7-13	7-10	2-2	0	1	1	4	2	23	1	3	0	0	1	0	0	0	0	0	
51	John-Michael Wright	G	33:27	6-15	4-9	3-4	0	4	4	1	4	19	3	4	1	0	0	0	-2	0	0	-2	
23	Tyreek Smith	F	16:09	2-2	0-0	0-1	1	1	2	1	2	4	1	0	0	1	0	0	0	0	0	-1	
2	Chris Harris Jr.	F	15:29	1-3	1-2	0-0	0	0	0	2	0	3	0	0	1	0	0	0	0	0	0	-8	
4	Woody Newton	F	10:16	2-5	0-3	1-1	1	2	3	2	2	5	0	0	0	0	0	0	0	0	0	0	
5	Caleb Asberry	F	16:35	1-2	1-2	2-2	0	2	2	3	2	5	2	0	0	1	0	0	0	0	0	6	
Team											3	0	3	0	0	2							
Totals			23:54	13-29	8-11	10-22	32	15	17	67	13	13	5	5	2	2							

Shooting By Period	
1 st FG%	16-29 55.2%
3PT%	9-18 50.0%
FT%	4-6 66.7%
2 nd FG%	7-25 28.0%
3PT%	4-11 36.4%
FT%	4-5 80%
GM FG%	23-54 42.6%
3PT%	13-29 44.8%
FT%	8-11 72.7%

Dead Ball Rebounds: 0

KANSAS - 69																							
10	Jalen Wilson	F	35:41	7-17	3-8	3-3	4	1	5	20	2	1	0	1	1	4							
24	KJ Adams, Jr.	F	23:22	6-6	0-0	2-3	3	1	4	3	14	1	4	1	0	0	-2						
3	Dajuan Harris	C	33:23	2-6	2-2	0-0	3	3	0	1	6	9	1	1	0	1	0	-2					
4	Grady Dick	G	32:47	3-9	2-4	0-0	3	6	9	4	2	8	4	1	1	0	-2						
15	Kevin McCullar	G	33:02	2-6	2-4	1-2	0	5	5	4	2	7	1	5	2	1	0	6					
0	Bobby Pettiford	F	09:09	1-1	0-0	0-0	1	1	2	0	2	0	0	0	0	0	0	2					
35	Zuby Ejoror	F	09:30	2-4	0-0	0-0	1	2	3	1	1	4	0	0	0	0	0	1	8				
1	Joseph Yesufu	F	13:33	2-6	2-5	0-0	2	2	1	1	6	0	0	0	0	0	1	1					
21	Zach Clemence	F	04:41	0-0	0-0	0-0	0	0	0	0	0	0	0	0	0	0	0	0	0	0	0	0	0
11	MJ Rice	F	02:24	0-0	0-0	0-0	0	0	0	0	0	0	0	0	0	0	0	0	0	0	0	0	-5
31	Carm Martin	F	02:27	1-1	0-0	0-0	1	1	0	1	2	0	0	0	0	0	0	0	0	0	0	0	-5
23	Ernest Udeh Jr.	F	00:01	0-0	0-0	0-0	0	0	0	0	0	0	0	0	0	0	0	0	0	0	0	0	0
Team											1	1	2	0	0	0							
Totals			26:56	11-23	6-10	11-24	35	17	15	69	17	12	7	2	5	2							

Shooting By Period	
1 st FG%	12-24 50.0%
3PT%	4-6 66.7%
FT%	2-4 50%
2 nd FG%	14-32 43.8%
3PT%	7-17 41.2%
FT%	4-6 66.7%
GM FG%	26-56 46.4%
3PT%	11-23 47.8%
FT%	6-10 60.0%

Dead Ball Rebounds: 1

OSU		KAN		Points from Turnovers		OSU		KAN		Period by Period Scoring		
Biggest lead	15 (1 st 0:38)	3 (2 nd 8:17)	Paint	22	24	1st	2nd	TOT	OSU	45	22	67
Best Scoring Run	8 (1 st 9:15)	11 (2 nd 13:31)	Second Chance	15	19	KAN	30	39	69			
Lead Changes	6		Fast Breaks	6	11							
Times Tied	5		Bench	17	14							
Time with Lead	27:10	07:57										

Game 14 • Jan. 2, 2023 • Gallagher-Iba Arena (Stillwater, Okla.) • Att: 6,134	
WEST VIRGINIA	60
OKLAHOMA STATE	67

Official Basketball Box Score - Final
West Virginia at Oklahoma St.
 01/02/23 Gallagher-Iba Arena, Stillwater
 2022-23 Men's Basketball
 Game Time: 6:00 PM
 Game Duration: 2:13
 Attendance: 6,134
 Officials: John Higgins, Gerry Polard, Andrijo Pety

NO.	Name	Min	FG			3P			FT			Rebounds		Fouls		TP	AS	TO	ST	Blocks		+/-	
			M-A	M-A	M-A	M-A	M-A	M-A	M-A	OR	DR	TOT	PF	FD	BS					BA			
1	Ermil Mitchell	F	15:35	2-3	0-0	4-6	1	2	3	3	3	0	0	2	1	0	0	0	0	0	0	0	-9
3	Tre Mitchell	F	40:00	5-12	2-4	4-4	3	7	1	6	16	2	2	1	1	2	0	0	0	0	0	0	-7
15	Jimmy Bell Jr.	F	22:30	0-2	0-0	4-8	3	6	9	0	4	4	1	1	0	1	0	1	0	0	0	-10	
0	Kedrian Johnson	G	32:37	0-8	0-2	4-6	0	1	1	4	7	4	1	2	0	0	0	0	0	0	0	-6	
10	Erik Stevenson	G	25:33	7-12	3-7	0-0	4	4	5	1	17	2	4	3	0	0	0	0	0	0	0	-4	
2	Kobe Johnson	G	08:27	1-2	0-1	0-0	1	0	1	1	0	2	0	1	0	0	0	0	0	0	0	-3	
11	Mohamed Wague	F	05:30	1-1	0-0	0-0	1	0	1	3	1	2	0	1	0	0	0	0	0	0	0	-7	
14	Seth Wilson	F	16:18	1-4	0-2	0-0	1	1	1	0	2	1	0	1	0	0	0	0	0	0	0	5	
5	Joe Toussaint	F	25:12	1-5	0-2	1-2	0	5	3	2	3	2	2	0	0	0	0	0	0	0	0	1	
32	James Okonkwo	F	01:36	0-0	0-0	0-0	0	0	0	0	0	0	0	0	0	0	0	0	0	0	0	-1	
24	Pat Suennick	F	06:42	1-3	0-0	0-2	3	1	4	0	1	2	0	0	0	0	0	0	0	0	0	0	
Team											0	1	1	0	0	0							
Totals			19:52	5-18	17-28	13	24	37	21	25	60	9	15	7	2	3	-7						


Shooting By Period	
1 st FG%	8-25 32.0%
3PT%	2-9 22.2%
FT%	4-8 50%
2 nd FG%	11-27 40.7%
3PT%	3-9 33.3%
FT%	13-20 65%
GM FG%	19-52 36.5%
3PT%	5-18 27.8%
FT%	17-28 60.7%

Dead Ball Rebounds: 6

OKLAHOMA ST. - 67																						
22	Kalib Boone	F	27:13	5-6	0-0	0-0	1	5	6	3	2	10	0	1	0	0	0	0	0	0	0	3
33	Moussa Cisse	C	10:32	3-5	0-0	0-0	3	3	0	2	6	0	0	0	1	1	0	0	0	0	0	8
0	Avery Anderson, III	G	21:23	6-10	0-2	1-1	0	5	5	1	13	2	5	0	0	0	0	0	0	0	0	10
1	Bryce Thompson	G	33:40	5-14	2-5	3-6	0	1	1	3	6	15	1	1	1	0	0	0	0	0	0	0
51	John-Michael Wright	G	33:05	4-7	2-4	1-2	0	1	1	3	2	11	4	5	1	0	0	0	0	0	0	6
2	Chris Harris Jr.	F	09:20	0-3	0-2	0-0	2	2	0	1	0	0	0	1	0	0	0	0	0	0	0	-2
23	Tyreek Smith	F	26:34	0-0	0-0	4-4	2	4	6	3	4	0	0	1	0	0	0	0	0	0	0	0
5	Caleb Asberry	F	18:50	1-3	1-3	3-4	0	2	2	2	3	6	0	0	0	0	0	0	0	0	0	-1
4	Woody Newton	F	08:11	0-1	0-0	0-0	2	2	1	1	0	0	0	0	0	0	0	0	0	0	0	-1
13	Quion Williams	F	08:44	1-3	0-0	0-0	1	1	3	0	2	1	0	0	0	0	0	0	0	0	0	2
25	Bernard Kouma	F	02:28	0-0	0-0	0-0	0	0	0	0	1	0	0	0	0	0	0	0	0	0	0	0
Team											1	0	1	0	0	0						
Totals			25:52	5-16	12-17	6	24	30	25	20	67	8	14	5	3	2	7					

Shooting By Period	
--------------------	--

TV/RADIO ROSTER




**0 AVERY
ANDERSON III**

6-3 • 158 • Sr • G
Justin, Texas



**1 BRYCE
THOMPSON**

6-6 • 194 • Jr • G
Tulsa, Okla.



**2 CHRIS
HARRIS JR**

6-2 • 223 • Sr • G
Dallas, Texas



**4 WOODY
NEWTON**

6-9 • 195 • Jr • G
District Heights, Md.



**5 CALEB
ASBERRY**

6-3 • 165 • R-Sr • G
Pflugerville, Texas



**12 NAZ
BROWN**

6-0 • 181 • Fr • G
Fort Worth, Texas



**13 QUION
WILLIAMS**

6-4 • 208 • Fr • G
Jonesboro, Ark.



**15 CARSON
SAGER**

6-4 • 207 • Jr • G
Wichita Falls, Texas



**21 BROOKS
MANZER**

6-3 • 190 • So • G
Edmond, Okla.



**22 KALIB
BOONE**

6-9 • 198 • Sr • F
Tulsa, Okla.



**23 TYREEK
SMITH**

6-9 • 217 • R-Jr • F
Baton Rouge, La.




**25 BERNARD
KOUMA**

6-10 • 240 • Sr • F
N'Djamena, Chad, Africa



**33 MOUSSA
CISSE**

7-1 • 216 • Jr • F
Conakry, Guinea



**35 WESTON
CHURCH**

6-3 • 180 • Jr • G
Fairview, Okla.



**51 JOHN-MICHAEL
WRIGHT**

6-1 • 190 • Sr • G
Fayetteville, N.C.