

2022-23 NICHOLLS MEN'S BASKETBALL

BACK-TO-BACK SOUTHLAND REGULAR SEASON CHAMPS



NICHOLLS (6-6) @ NO. 12 BAYLOR (9-2)

Wednesday, Dec. 28 ♦ 7 p.m. ♦ Ferrell Center ♦ Waco, Texas

Nicholls will take on its third nationally-ranked opponent this season, heading to Waco to face No. 12 Baylor for the second straight campaign. Baylor has won the two previous meetings, both since 2018, and looks for its fifth straight victory on the season. The Colonels look to close out their nonconference slate with its first ever win over a Top 25 program.

THE SERIES

Overall:0-2
Previous:.... @BU won 89-60
..... 11/15/2021
Current Streak:L2
Claunch vs. BU:.....0-2

All-Time Results

11/15/2021.....L 89-60, A
11/16/2018.....L 81-54, A

LEADERS

POINTS / GAME

NICH	Latrell Jones	15.5
BU	Adam Flagler	15.7

REBOUNDS / GAME

NICH	Manny Littles	8.5
BU	Flo Thamba	5.3

ASSISTS / GAME

NICH	Micah Thomas	4.3
BU	Adam Flagler	5.7

STEALS / GAME

NICH	Caleb Huffman	2.5
BU	Dale Bonner	2.3

BLOCKS / GAME

NICH	Mekhi Collins	1.1
BU	Jalen Bridges	0.9

STATISTICAL BREAKDOWN

NICH	STAT	BU
79.7	Points	80.4
72.3	Opp. Points	66.3
.461	FG Pct.	.475
.441	Opp. FG Pct.	.425
.347	3-Pt. FG Pct.	.355
.272	Opp. 3-Pt. Pct.	.353
.659	FT Pct.	.721
-1.5	Rebound Margin	+5.4
+4.7	Assists	17.3
21.3	TO Margin	+3.2
10.8	Pts Off TO	19.1
2.8	Steals	8.5
	Blocks	3.1

THE COLONELS

LAST GAME'S STARTERS

No.	Name	Pos.	Ht./Wt.	Cl.	Hometown	RPG	APG	PPG
11	Latrell Jones	G	6-5/180	5th	New Orleans, La.	5.0	1.4	15.5
4	Caleb Huffman	G	6-4/185	5th	Broken Arrow, Okla.	4.3	1.5	15.4
3	Micah Thomas	G	6-0/175	Jr.	Oklahoma City, Okla.	1.7	4.3	10.9
0	Marek Nelson	F	6-7/200	Gr.	Plano, Texas	4.2	1.3	9.5
13	Mekhi Collins	F	6-8/225	So.	Cedar Hill, Texas	3.6	0.4	5.0

THE BENCH

22	Manny Littles	F	6-7/215	5th	Lanett, Ala.	8.5	1.0	8.4
5	Pierce Spencer	G	6-3/175	Jr.	Porter, Texas	3.7	3.1	6.7
15	Lance-Amir Paul	G	6-0/185	r-Jr.	Kingston, Jamaica	1.3	1.6	5.8
21	Jalen White	G	6-4/180	Jr.	Pasadena, Texas	1.2	0.4	4.6
23	Edoardo Del Cadia	F	6-8/240	r-Sr.	Senigallia, Italy	2.5	1.4	3.0
24	Quinn Strander	G	5-10/175	Jr.	Thibodaux, La.	1.0	1.0	2.8
10	Ryan Maxwell	F	6-7/250	So.	Jacksonville, Ark.	1.3	0.0	2.3
14	Taylor Blanchard	F	6-5/165	Jr.	Morgan City, La.	0.7	0.0	2.0
2	Tyrease Terrell	G	6-4/165	Sr.	Slidell, La.	0.9	0.8	1.5
1	Josh LeBlanc, Sr.	F	6-7/230	Sr.	Baton Rouge, La.	--	--	--

SCHEDULE

Overall (6-6) SLC (1-0) Home (5-0) Away (0-5) Neutral (1-1)

NOVEMBER (3-4)

7	at #17 Arizona	L, 75-117
10	at Wyoming	L, 68-79
13	Carver College	Canceled
19	at BYU	L, 73-87
22	Jarvis Christian	W, 97-52

Las Vegas Holiday Classic

25	vs. UC Irvine [^]	L, 56-83
26	vs. San Diego [^]	W, 72-70
29	Champion Christian	W, 115-50

DECEMBER (3-2)

7	at Texas Tech	L, 71-78
11	Rust College	W, 85-65
15	Southeastern*	W, 88-73
17	at #17 Mississippi State	L, 66-68
19	Trinity Baptist	W, 90-46
28	at #12 Baylor	7 p.m.

JANUARY (0-0)

5	at Texas A&M-Commerce*	8 p.m.
7	at Northwestern St.*	3:30 p.m.
12	at Lamar*	7 p.m.
14	Northwestern St.*	3:30 p.m.
19	McNeese*	7 p.m.
21	at McNeese*	3:30 p.m.
26	at Texas A&M-Corpus Christi*	7:30 p.m.
28	at UIW*	4 p.m.

FEBRUARY (0-0)

2	Texas A&M-Commerce*	7 p.m.
4	at HCU*	7 p.m.
9	New Orleans*	7 p.m.
11	at Southeastern*	3:30 p.m.
16	Texas A&M-Corpus Christi*	7 p.m.
18	UIW*	3 p.m.
23	at New Orleans*	7 p.m.
25	HCU*	3 p.m.

MARCH (0-0)

1	Lamar*	3 p.m.
Southland Tournament (Lake Charles, LA)		
5-8	vs. TBD	TBD

* Denotes SLC Game
All Times Central

COVERAGE INFO



John Morris - PxP
King McClure - Analyst

Twitter
@Nicholls_MBB

New Orleans **ESPN**
100.3 FM **(RADIO)**
PxP -- Jack Benjamin

Instagram
@nicholls_mbb



QUICK FACTS



NICHOLLS AT A GLANCE

UNIVERSITY INFORMATION

School.....	Nicholls State University
Preferred Reference.....	Nicholls
Abbreviation.....	NICH
Location.....	Thibodaux, La.
Population.....	15,000
Founded.....	September 23, 1948
Joined Southland.....	1991
Enrollment.....	6,500
Nickname.....	Colonels
Colors.....	Red & Gray
President.....	Dr. Jay Clune
Athletics Director.....	"JT" Jonathan Terrell
Faculty Representative.....	Dr. Kimberly Reynolds
Senior Woman Administrator.....	Jennifer Schulte
Ticket Office Phone.....	985-448-4790

MEDIA RELATIONS

Director of Media Relations / MBB Contact.....	Jamie Bustos
E-Mail.....	jamie.bustos@nicholls.edu
Office Phone.....	985-448-4281
Cell.....	419-786-0415
Website.....	geauxcolonels.com
Twitter.....	@geauxcolonels & @Nicholls_MBB
Facebook.....	geauxcolonels
YouTube.....	nichollsatletics

PROGRAM BACKGROUND

First Year of Men's Basketball.....	1958
Joined the Southland.....	1991
All-Time Record.....	781-965
All-Time Southland Record, Years.....	277-294, 31+
SLC Regular Season Titles.....	5
.....	1995, '98, 2018, '21, '22
SLC Tournament Titles, Last.....	2 -- 1995, '98
NCAA Tournament Appearances, Last.....	2 -- 1995, '98
NIT Appearances.....	1 -- 2022
2021-22 Overall Record.....	21-12
2021-22 Southland Record, Place.....	11-3, 1st
Starters Returning / Lost.....	2/3
Letterwinners Returning / Lost.....	8/3
Newcomers (Freshman / Transfer).....	4 (0/4)
Arena.....	Broussard Court (2018) at Stopher Gym
Year Opened.....	1970
Record at Arena.....	312-176
Capacity.....	3,800

BRANDING

WE ARE
NICHOLLS

OUR ABBREVIATION IS NICH.
PLEASE REFRAIN FROM USING
NICHOLLS STATE AND NSU.
THANK YOU.

SOUTHLAND STANDINGS

School	SLC	Pct.	Overall	Pct.
*Nicholls	1-0	1.000	6-6	.500
Northwestern State	--	--	8-4	.667
^A&M-Corpus Christi	--	--	6-6	.500
UIW	--	--	6-7	.462
Lamar	--	--	4-9	.308
A&M-Commerce	--	--	4-9	.308
New Orleans	--	--	3-8	.273
HCU	--	--	3-10	.231
McNeese	--	--	3-10	.231
Southeastern	0-1	.000	6-7	.462

*2022 Regular Season champ

^2022 Tournament champ

SOUTHLAND PRESEASON POLL

No.	School	1st Votes	Points
1.	Texas A&M-Corpus Christi	11	149
2.	Nicholls	6	137
3.	New Orleans	2	129
4.	Southeastern		105
5.	McNeese		97
6.	Northwestern State		92
7.	Texas A&M-Commerce		56
8.	HCU	1	55
9.	Lamar		44
10.	UIW		36

SOUTHLAND PLAYER OF THE WEEK

Nov. 14	Isaac Mushila, Texas A&M-Corpus Christi
Nov. 21	DeMarcus Sharp, Northwestern State
Nov. 28	Latrell Jones, Nicholls
Dec. 5	DeMarcus Sharp, Northwestern State (2)
Dec. 12	Ja'Monta Black, Northwestern State
Dec. 19	Latrell Jones, Nicholls (2)

(#) Times won this season





ROSTER

No.	Name	Pos.	Ht.	Wt.	Cl.	Hometown/High School/Previous
0	Marek Nelson	F	6-7	200	Gr.	Plano, Texas/Plano East/UTRGV
1	Josh LeBlanc, Sr.	F	6-7	230	Sr.	Baton Rouge, La./Madison Prep/UAB
2	Tyrease Terrell	G	6-4	165	Sr.	Slidell, La./Northshore
3	Micah Thomas	G	6-0	175	Jr.	Oklahoma City, Okla./Putnam City North/Indiana St.
4	Caleb Huffman	G	6-4	185	5th	Broken Arrow, Okla./Broken Arrow/Central Mich.
5	Pierce Spencer	G	6-3	175	Jr.	Porter, Texas/Lake Creek
10	Ryan Maxwell	F	6-7	250	So.	Jacksonville, Ark./Jacksonville
11	Latrell Jones	G	6-5	180	5th	New Orleans, La./Archbishop Shaw/Portland
13	Mekhi Collins	F	6-8	225	So.	Cedar Hill, Texas/Faith Family Academy
14	Taylor Blanchard	F	6-5	165	Jr.	Morgan City, La./Central Catholic
15	Lance-Amir Paul	G	6-0	185	r-Jr.	Kingston, Jamaica/Putnam Science/Gannon
21	Jalen White	G	6-4	180	Jr.	Pasadena, Texas/Sam Rayburn/Ohio
22	Manny Littles	F	6-7	215	5th	Lanett, Ala./Lanett/North Alabama
23	Edoardo Del Cadia	F	6-8	240	r-Sr.	Senigallia, Italy/Myerscough College/UNLV
24	Quinn Strander	G	5-10	175	Jr.	Thibodaux, La./E.D. White Catholic

Head Coach: Austin Claunch (Emory '12) – 5th season
 Associate HC: Nick Bowman -- 5th Season
 Assistant Coach: Darion Brown -- 2nd Season
 Assistant Coach: Joey Brooks -- 3rd Season
 Director of Ops: Stevie Repichowski -- 2nd Season

CLASSES

Graduate (1)	Seniors (2)
0 Nelson	1 LeBlanc
	2 Terrell
5th Year (3)	
4 Huffman	Juniors (5)
11 Jones	3 Thomas
22 Littles	5 Spencer
	14 Blanchard
Redshirt	21 White
Seniors (1)	24 Strander
23 Del Cadia	25 Paul
	Sophomores (2)
	10 Maxwell
	13 Collins

PRONUNCIATION GUIDE

<i>Team</i>	
0	Marek Nelson..... mare-ick (like eric)
1	Josh LeBlancluh-blonk
2	Tyrease Terrell.....ty-reese tuh-rell (not tare-ull)
3	Micah Thomas.....mic-uh
11	Latrell Jones.....luh-trell
13	Mekhi Collins.....muh-KIE
15	Lance-Amir Pauluh-meer
23	Edoardo Del Cadia..... ED-ward-doe del COD-ee-ya
HC Austin Claunch..... like launch	
<i>Hometowns</i>	
	Slidell.....Sly-dell
	New Orleans.....New Or-lins
	Lanett.....Luh-nett
	Senigallia.....Sinn-uh-GAL-ya
	Thibodaux..... tib-uh-DOE

GAME NOTES



BY THE NUMBERS

	Nicholls	Opponent	NCAA/SLC
SCORING			
Total Points	956	868	
Points Per Game	79.7	72.3	48/1
Scoring Margin	7.4	--	125/1
SHOOTING			
FG: Made-Attempted	357-775	289-656	
FG: Percentage	.461	.441	123/2
FG: Per Game	29.8	24.1	
3PT: Made-Attempted	99-285	71-261	
3PT: Percentage	.347	.272	134/5
3PT: Per Game	8.3	5.9	
FT: Made-Attempted	143-217	219-326	
FT: Percentage	.659	.672	303/7
FT: Per Game	11.9	18.3	
REBOUNDING			
Total	424	442	
Per Game	35.3	36.8	200/3
Margin	-1.5	--	267/5
ASSISTS			
Total	184	175	
Per Game	15.3	14.6	79/3
TURNOVERS			
Total	177	234	
Per Game	14.8	19.5	300/5
Margin	4.7	--	18/2
Assist/Turnover Ratio	1.0	0.7	186/4
Points Off Turnovers	21.3	13.2	
STEALS			
Total	129	73	
Per Game	10.8	6.1	8/1
BLOCKS			
Total	34	32	
Per Game	2.8	2.7	233/3



TREND TRACKING

	Overall	SLC
<i>Winning the tip</i>	6-2	1-0
<i>Losing the tip</i>	0-4	--
At home	5-0	1-0
<i>On the road</i>	0-5	--
<i>Neutral</i>	1-1	--
Leading at the half	6-3	1-0
<i>Trailing at the half</i>	0-2	--
<i>Tied at the half</i>	0-1	--
Leading with five minutes left	6-1	1-0
<i>Trailing with five minutes left</i>	0-5	--
<i>Tied with five minutes left</i>	--	--
Leading with one minute left	6-0	1-0
<i>Trailing with one minute left</i>	0-6	--
<i>Tied with one minute left</i>	--	--
<i>In overtime</i>	--	--
Scoring 100+ points.....	1-0	--
Scoring 90-99 points	2-0	--
Scoring 80-89 points.....	2-0	1-0
Scoring 70-79 points.....	1-3	--
Scoring 60-69 points.....	0-2	--
Scoring 50-59 points.....	0-1	--
Scoring less than 50 points.....	--	--
Allowing 100+ points.....	0-1	--
Allowing 90-99 points.....	--	--
Allowing 80-89 points.....	0-2	--
Allowing 70-79 points.....	2-2	1-0
Allowing 60-69 points.....	1-1	--
Allowing 50-59 points.....	2-0	--
Allowing less than 50 points	1-0	--
Shooting 50% or better	5-0	1-0
Shooting 40-49.9%.....	1-4	--
Shooting 30-39.9%.....	0-2	--
Shooting worse than 30%.....	--	--
Opp. shoots better than 50%.....	0-2	--
Opp. shoots 40-49.9%.....	2-3	1-0
Opp. shoots 30-39.9%	4-1	--
Opp. shoots worse than 30%.....	--	--
Games decided by 1-5 points.....	1-1	--
Games decided by 6-10 points.....	0-1	--
Games decided by 11-20 points.....	2-2	1-0
Games decided by 21+ points	3-2	--
<i>In November</i>	3-4	--
In December	3-2	1-0
<i>In January</i>	--	--
<i>In February</i>	--	--
<i>In March</i>	--	--
Wearing Red	1-6	--
Wearing White.....	5-0	1-0

Italics = last game



THE LAST TIME...

Double-Double	Marek Nelson (10p/10r), Rust (12/11/22)
Scored 25+ points	Latrell Jones (26), vs. San Diego (11/26/22)
Scored 30+ points	Caleb Huffman (31), Rust (12/11/22)
Scored 35+ points	DeAndre Harris (42), UIW (12/31/16)
Scored 40+ points	DeAndre Harris (42), UIW (12/31/16)
Made 10+ FGs	Caleb Huffman (13), Rust (12/11/22)
Made 15+ FGs	Anatoly Bose (15), SHSU (03/10/10)
Shot 1.000 (min. 8 att.)	Adam Ward (8-8), SLU (03/05/16)
Made 5+ 3PTs	Jalen White (5), Jarvis Christian (2/19/22)
Made 8+ 3PTs	Ty Gordon (9), at Purdue (12/29/21)
Made 10+ FTs	Gavin Peppers (12), at Idaho (11/13/18)
Made 15+ FTs	Kevin Johnson (18), SHSU (2/8/20)
Grabbed 10+ rebounds	Manny Littles (14), Rust (12/11/22)
Grabbed 15+ rebounds	Manny Littles (16), Trinity Baptist (12/19/22)
Dished 7+ assists	Devante Carter (7), at SMU (3/16/22)
Dished 10+ assists	Andre Jones (11), CU-Harrodsburg (12/2/19)
Recorded 5+ steals	Caleb Huffman (5), Rust (12/11/22)
Recorded 8+ steals	Jahvaughn Powell (8) vs. UNO (02/24/18)
Recorded 5+ blocks	Ryghy Lyons (5), McNeese (2/17/22)
Recorded 8+ blocks	Liam Thomas (9) at Lamar (03/02/17)
Recorded 10+ blocks	Liam Thomas (10) at UIW (02/23/17)

STARTING LINEUP TRACKER

Opponent	Starters
11/7 -- at #17 Arizona	Huffman, Jones, Nelson, Paul, Spencer
11/10 -- at Wyoming	Jones, Littles, Nelson, Spencer, Thomas
11/18 -- at BYU	Huffman, Jones, Nelson, Spencer, Thomas
11/22 -- Jarvis Christian	Huffman, Jones, Nelson, Spencer, Thomas
11/25 -- vs. UC Irvine	Huffman, Jones, Nelson, Thomas, White
11/27 -- vs. San Diego	Huffman, Jones, Littles, Nelson, Thomas
11/29 -- Champion Chr.	Huffman, Jones, Littles, Nelson, Thomas
12/7 -- at Texas Tech	Huffman, Jones, Littles, Nelson, Thomas
12/11 -- Rust College	Huffman, Jones, Littles, Nelson, Thomas
12/15 -- Southeastern	Huffman, Jones, Littles, Nelson, Thomas
12/17 -- at #17 Miss. State	Collins, Huffman, Jones, Nelson, Thomas
12/19 -- Trinity Baptist	Collins, Huffman, Jones, Nelson, Thomas
12/28 -- at #12 Baylor	

LAGNIAPPES (LAN-YAPS)

About the Colonels

- Nicholls is coming off a second-straight outright Southland Conference Regular Season championship and first-ever appearance in the NIT.

- Nicholls returns two starters from last year's championship team -- Latrell Jones and Pierce Spencer. Jones was an all-league third-team selection while Spencer and Manny Littles joined him as preseason All-SLC honorees.

- Head coach Austin Claunch will have his most experienced group as he welcomes back eight returners from last season.

- Nicholls has played a tough nonconference slate so far this season, highlighted by the opener at nationally-ranked Arizona. The Colonels also played at Texas Tech and at Mississippi State before closing out the nonconference against Baylor.

Preseason Polls

- Coming off consecutive Southland Conference regular season championships, Nicholls was voted to finish second in the 2022-23 Southland Preseason Poll.

- The Colonels received six first-place votes and totaled 137 points, trailing last season's Southland Tournament champ Texas A&M-Corpus Christi which registered 11 top votes and 149 points. The Colonels defeated the Islanders three times en route to a second straight outright championship, but fell to the Islanders in the conference tournament. New Orleans (129) took third with two first-place votes and was followed by Southeastern (105), McNeese (97), Northwestern State (92), Texas A&M-Commerce (56), HCU (55), Lamar (44), and UIW (36).

- Nicholls had the second most preseason honorees with three, second behind AMCC's four selections.

INDIVIDUAL STARTS

	Streak	2022-23	Career	SLC
Taylor Blanchard	--	--	--	--
Mekhi Collins	2	2	5	--
Edoardo Del Cadia	--	--	6	--
Caleb Huffman	10	11	19	1
Latrell Jones	12	12	59	14
Josh LeBlanc, Sr.	--	--	24	--
Manny Littles	--	6	79	8
Ryan Maxwell	--	--	7	6
Marek Nelson	12	12	48	1
Lance-Amir Paul	--	1	27	--
Pierce Spencer	--	4	30	10
Quinn Strander	--	--	--	--
Tyrease Terrell	--	--	1	--
Micah Thomas	11	11	26	1
Jalen White	--	1	4	--



LAGNIAPPES

Last Outing

- Nicholls finished up its nonconference home slate with a 90-46 victory over Trinity Baptist College on Dec. 19.
 - Playing their third game in five days, the Colonels showed no signs of fatigue by jumping out to a 53-12 lead at halftime.
 - Caleb Huffman led five Colonels in double figures, finishing with 19 points on 8 of 9 from the field. Lance-Amir Paul scored 13 points while Marek Nelson and Latrell Jones each scored 12. Manny Littles posted a double-double with 10 points and 16 rebounds.

vs. Baylor

- The Colonels are 0-2 against Baylor all-time with the first meeting coming in 2018.
 - With 89-60 and 81-54 victories over Nicholls, the Bears' margin of victory in the two matchups is 28 points.

vs. Big XII

Nicholls is searching for its first victory against a Big XII program, currently holding an 0-13 all-time record.
 - Earlier this month, the Colonels led 35-28 at the half at Texas Tech and built a double-digit advantage in the second half, leading by 11 with nine minutes remaining before the Red Raiders rallied for a 78-71 win.
 - The Colonels were 0-2 against the conference last season, falling at No. 9 Baylor, 89-60, then three days later dropped a 63-50 outing at TCU. Nicholls led by as much as 13 early in the second half against the Horned Frogs before the offense went ice cold, scoring just 12 points in the final 17 minutes.
 - Two of the meetings have been against ranked teams -- vs. #25 Oklahoma in the Great Alaska Shootout (L 81-60) in '09 at No. 9 Baylor (L 89-60) in '21.

GAME-BY-GAME LEADERS

Date	Opponent	W/L	Score	High Pts.	High Reb.	High Ast.
11/7	at #17 Arizona	L	75-117	Thomas (20)	Littles (7)	Spencer/Thomas (3)
11/10	at Wyoming	L	68-79	Thomas (22)	Littles (9)	Spencer (4)
11/19	at BYU	L	73-87	Nelson (15)	Huffman/Pierce (6)	Del Cadia/Spencer (6)
11/22	Jarvis Christian	W	97-52	Huffman (24)	Jones/Huffman (9)	Spencer/Thomas (4)
11/25	vs. UC Irvine	L	56-83	Thomas (11)	Littles/Nelson (6)	Paul/Thomas (2)
11/26	vs. San Diego	W	72-70	Jones (26)	Littles (7)	Del Cadia/Thomas (4)
11/29	Champion Christian	W	115-50	Jones (23)	Huffman (10)	Thomas (6)
12/7	at Texas Tech	L	71-78	Huffman (22)	Collins/Littles (6)	Thomas (6)
12/11	Rust College	W	85-65	Huffman (31)	Littles (14)	Paul/Thomas (4)
12/15	*Southeastern	W	88-73	Huffman/Jones (17)	Collins (7)	Thomas (5)
12/17	at Mississippi State	L	66-68	Jones (15)	Jones (8)	Thomas (5)
12/19	Trinity Baptist	W	90-46	Huffman (19)	Littles (16)	Thomas (8)
12/28	at #12 Baylor					
1/5	*at A&M-Commerce					
1/7	*at Northwestern State					
1/12	*at Lamar					
1/14	*Northwestern State					
1/19	*McNeese					
1/21	*at McNeese					
1/26	*at A&M-Corpus Christi					
1/28	*at UIW					
2/2	*A&M-Commerce					
2/4	*at HCU					
2/9	*New Orleans					
2/11	*at Southeastern					
2/16	*A&M-Corpus Christi					
2/18	*UIW					
2/23	*at New Orleans					
2/25	*HCU					
3/1	*Lamar					

Points: Huffman (5), Jones (4), Thomas (3), Nelson (1)

Rebounds: Littles (6), Huffman (3), Collins (2), Jones (2), Nelson (1), Spencer (1)

Assists: Thomas (10), Spencer (4), Del Cadia (2), Paul (2)



LAGNIAPPES

vs. Top 25

- The Colonels are 0-25 all-time against teams ranked in the AP Top 25. Nicholls had two games against Top 25 last season, playing against No. 9 Baylor (89-60) and No. 3 Purdue (104-90).
 - Nicholls opened the season with a 117-75 loss at Arizona and then lost 68-66 against Mississippi State with both teams being ranked No. 17 at the time.

Coach Claunch

When Austin Claunch was hired to take over the Nicholls program in 2018, he was the youngest head men's basketball coach in Division I at 28 years old. He carried that title until Loyola Chicago hired Drew Valentine before the start of last season. Claunch is the second youngest at 33.

-- Claunch has composed a competitive 80-52 overall record along with a 48-21 mark in Southland Conference play through four-plus seasons, guiding the Red & Gray to back-to-back SLC regular season titles for the first time in school history.

- Claunch served as an assistant under Richie Riley for the 2018 Southland Regular Season champions. Riley went on to take the head job at South Alabama.

-- A native of Houston, Claunch was four-year starter and two-time captain at Emory University on the Division III level. He ranks first in Emory history in career assists (580), assists per game (5.8), and was a three-time All-Conference player.

Men of Steal

Through the first part of the season, Nicholls is No. 8 in the nation in steals at 10.8 per game.

- Despite a blowout loss to open the season at No. 17 Arizona, the Colonels finished with a season-high 17 steals, which they matched in the home opener against Jarvis Christian.

- Guard Caleb Huffman ranks 18th in the nation with 2.5 steals per game. He had a career-high six against Arizona.

- Along the same line, Nicholls is 8th in the NCAA with 19.5 opponent turnovers per game.

GAME-BY-GAME SPECIALTY STATS

Date	Opponent	Off T/O	2nd Chance	Bench	Paint	Fast Break
11/7	at #17 Arizona	28 (+10)	7 (-7)	28 (-17)	32 (-16)	26 (-7)
11/10	at Wyoming	25 (+12)	5 (-4)	9 (-22)	30 (+4)	6 (-2)
11/19	at BYU	20 (+8)	18 (-7)	20 (-14)	28 (-16)	12 (+6)
11/22	Jarvis Christian	32 (+28)	12 (+4)	30 (-12)	34 (+16)	27 (+24)
11/25	vs. UC Irvine	14 (+5)	5 (-11)	19 (-21)	30 (-8)	11 (-17)
11/26	vs. San Diego	24 (+10)	10 (-3)	14 (-16)	22 (-8)	7 (-2)
11/29	Champion Christian	24 (+11)	22 (+18)	45 (+26)	66 (+42)	22 (+19)
12/7	at Texas Tech	23 (+3)	12 (+6)	4 (-11)	30 (+4)	18 (+12)
12/11	Rust College	14 (-8)	11 (+8)	22 (+3)	46 (+18)	18 (+10)
12/15	*Southeastern	15 (0)	15 (+3)	20 (+1)	32 (-4)	16 (+6)
12/17	at #17 Mississippi State	10 (-3)	15 (+5)	19 (0)	34 (+10)	11 (-2)
12/19	Trinity Baptist	26 (+21)	10 (+6)	38 (+8)	38 (+24)	20 (+18)
12/28	at #12 Baylor					
1/5	*at Texas A&M-Commerce					
1/7	*at Northwestern State					
1/12	*at Lamar					
1/14	*Northwestern State					
1/19	*McNeese					
1/21	*at McNeese					
1/26	*at Texas A&M-Corpus Christi					
1/28	*at UIW					
2/2	*Texas A&M-Commerce					
2/4	*at HCU					
2/9	*New Orleans					
2/11	*at Southeastern					
2/16	*Texas A&M-Corpus Christi					
2/18	*UIW					
2/23	*at New Orleans					
2/25	*HCU					
3/1	*Lamar					
Total		255 (+97)	142 (+18)	268 (-75)	422 (+66)	162 (+46)
Average		21.3	11.8	22.3	35.2	13.5



LAGNIAPPES

Mr. Jones and Me

New Orleans native Latrell Jones joined the Colonels prior to last season and ended up as an All-Southland Third Team honoree.

- Jones has been off to a great start this season, ranking third in the Southland with a team-best 15.5 points per game.
- The high-flying guard has been named Southland Player of the Week twice this season.
- He notched his first player of the week honor on Nov. 28, averaging 18.0 points on 51.4 percent from the field and was 7 of 15 from 3-point range to lead the Colonels to a pair of victories.
- He started the stretch with a near double-double in the win over Jarvis Christian, tallying 19 points and nine rebounds in the Colonels' first victory of the season.
- Jones followed up with a monster game in the Las Vegas Holiday Classic finale, pouring in a career-high 26 points in the 72-70 victory over San Diego. The 6-foot-5 guard connected on 8 of 15 from the field, 4 of 8 from behind the arc, and grabbed six rebounds. He also chipped in with a pair of free throws to give Nicholls the lead with a minute remaining.
- His second POW came after he averaged 16 points in the Colonels' win against Southeastern in the league opener and the near upset at ranked Mississippi State.
- Jones was third on the team in scoring at 11.9 points per game last season but is the top returning scorer.
- Jones quickly became a fan favorite due to his highlight dunks.

C4

Guard Caleb Huffman has emerged as a primary scorer and ranks in the top 5 of the Southland at 15.4 points per game.

- Huffman was outstanding a few weeks ago, averaging 26.5 points on a stellar 66.7 percent shooting effort in the Colonels' two games against Texas Tech and Rust College. In the near upset at Tech, he scored 22 points with 15 in the first half to help Nicholls build a seven-point halftime lead. Huffman then followed with a career-high 31 points to go along with five steals in the win over Rust.
- Huffman has scored in double figures the last seven games and is averaging 17.9 points on 64.2 percent from the field during the stretch. He has also made 14 of 26 3-pointers in that span (.538).

My Oh Micah

Indiana State transfer Micah Thomas has had a strong start to his Colonel career, ranking third on the team in scoring at 10.9 ppg.

- In his Nicholls debut at No. 17 Arizona, Thomas had a near flawless performance as he scored 20 points on 8 of 10 from the field and 4 of 4 from 3-point range.
- He followed with a 22-point game at Wyoming where he was 9 of 12 overall and 4 of 5 from downtown.
- Thomas is one of the nation's leaders in assist/turnover ratio, ranking 24th at 3.06, totaling. He has 52 assists and 17 turnovers.
- He also ranks second in the Southland with 4.3 assists per game.
- Thomas had a strong season for Indiana State last year as he averaged 9.7 points.

Close Calls

Under fifth-year head coach Austin Claunch, Nicholls has had one win against a Power 5 team and several close calls.

2022-23

- The Colonels built a double-digit advantage in the second half at Texas Tech, leading by 11 with nine minutes remaining before the Red Raiders rallied to extend their home winning streak to 26 games with a 78-71 win.
- Nicholls led by three at the break at Mississippi State and then fought back from a 12-point deficit in the second half in a heart-breaking 68-66 loss. With two seconds remaining, Marek Nelson stole the inbounds and found Pierce Spencer for a 3-pointer that was just off the mark as the final horn sounded.

2021-22

- The Colonels led 30-24 at TCU at halftime and went up by as much as 13 early in the second half before dropping the game, 63-50.
- On Dec. 15, Nicholls had a nine-point advantage at Wisconsin at the break and posted a 12-point lead early in the second half as well. The Badgers used a 16-0 run to take the lead and escaped with a 71-68 victory.
- At No. 3 Purdue, Nicholls jumped out to a 17-11 lead thanks to five 3-pointers, but the Boilermakers answered with a 20-0 run and never trailed again. Despite the large run, Nicholls never let the game get out of hand and was competitive in the 104-90 shootout.

2019-20

- In the season opener, the Colonels rallied back at Illinois with a 16-0 run in the final five minutes to take the lead, before the Illini tied it back up to force overtime. Illinois went on to win, 78-70.
- ***The very next contest, Nicholls had the upper hand for most of the game at Pitt, leading by 10 at the half and held on for a 75-70 win.***
- In the fourth game of the season, Nicholls led No. 23 LSU at the half by one point before falling 75-65.

2018-19

- Nicholls trailed by just two points with less than four minutes to go at Louisville before the Cardinals pulled away in the 85-72 loss.

Little's Comin' Up Big

Senior Manny Little's emerged as the team's leading rebounder (7.9) last season and had the most double-doubles on the team with six.

- He leads the team again on the glass at 8.5 per game which ranks third in the Southland.
- Little's grabbed a then season-high 14 boards against Rust College and followed with a season-high 15 points in the win over Southeastern.
- In the Colonels' win over Trinity Baptist, Little's notched his first double-double of the season with a season-high 16 rebounds to go along with 10 points.
- Last season, Little's closed out 2021 with double-doubles against Oregon State and Purdue.
- Little's is one of the three preseason All-Southland selections.
- With over 1,000 rebounds for his career, Little's ranks third on the active career list.



LAGNIAPPES

3-point Streak

The Colonels have made at least one 3-pointer in 421 consecutive games, dating back to the 2008-09 season.

- The last game Nicholls failed to connect on a 3-pointer was on Jan. 14, 2009 in an 0-10 effort against former league member UTSA.
- Nicholls made at least 5 in all but one game last season (at HCU) and connected on a season-high 16 at No. 3 Purdue.
- The streak nearly came to an end this season against UC Irvine as Latrell Jones made the lone 3-pointer in a 1-for-20 cold night for the Colonels behind the arc.
- With the game against UCI being the exception, Nicholls has made at least six 3-pointers in each game this season.

White Hot

One of the reasons for the 3-point streak has been the sharp-shooting of guard Jalen White.

- A transfer from Ohio University, White has made 15 of 29 from 3-point range this season for a .517 clip.
- White had a 4-for-4 night from behind the arc at BYU and followed with a 5-for-9 outing in the home opener.

Home Sweet Home

Nicholls has been a tough place to play for opposing teams during head coach Austin Claunch's brief tenure.

- After going 9-4 in his first season in Thibodaux, Nicholls holds an impressive 37-3 record in Stophor Gym under Claunch over the last three-plus seasons.
- The Colonels went 11-1 last campaign and won games by an average of 20.9 points. The numbers were a bit lopsided after a four non-Division I victories.
- Nicholls is 5-0 this season with four more wins over non-D1 opponents, winning those by an average 44 points. The Colonels also hosted Southeastern in the league opener and won 88-73.

POTs

In being one of the top teams in the country in steals, the Colonels are averaging 21.3 points off turnovers per game.

- Nicholls has had a positive margin in POTs in nine of the 12 games this season and has been 10-plus or better in six contests.
- The Colonels' best outing was 32 points for a plus-28 margin in the home opener against Jarvis Christian.
- Despite the lopsided loss at Arizona, Nicholls manufactured 28 points off of 24 Wildcat turnovers and finished at +10.

Southland Champs

Nicholls claimed its fifth Southland regular season title and third in the last five seasons.

- The Colonels finished 11-3 in conference last season and won the title outright by beating New Orleans in a winner-take-all finale as both teams headed into the matchup tied at 10-3 in the standings.
- Two years ago, the Colonels won their fourth Southland regular season title after going 14-2 in league play and 18-7 overall.
- The previous two championships came in 1995 and '98, where Nicholls also went on to win their only tournament titles.
- Nicholls tied for second in 2020 but did not have a chance to play in the postseason after everything was canceled due to COVID.
- The Colonels are looking to be the first team to win three straight Southland regular season championships in over 40 years since Lamar won consecutive titles from 1979-81.

Working the Portal

Head coach Austin Claunch has taken advantage of the transfer portal since becoming head coach and this season, welcomes four new players to the lineup.

- Baton Rouge native Josh LeBlanc, Sr. returns to Louisiana for his second stint in the Pelican State. LeBlanc began his career at Georgetown before playing for LSU and UAB.
- Forward Marek Nelson joined the Colonels after playing two seasons each at Western Kentucky and UTRGV. He averaged a personal best 10.4 points last season for UTRGV.
- Guard Lance Amir-Paul averaged over 18 points last season for Division II Gannon. The Kingston, Jamaica native was an All-PSAC Second Team selection.
- Guard Micah Thomas played one season at Indiana State, averaging 9.7 points and 2.0 assists.
- Under Claunch, five transfers have earned All-Southland honors, not including Jordan Jefferson who was an honorable mention in Claunch's debut season.

- Ty Gordon (SLC POY, 2x 1st)
- Devante Carter (2nd)
- Latrell Jones (3rd)
- Najee Garvin (3rd)
- Dexter McClanahan (2nd)

OVERALL STATS



Game Records

Record	Overall	Home	Away	Neutral
ALL GAMES	6-6	5-0	0-5	1-1
CONFERENCE	1-0	1-0	0-0	0-0
NON-CONFERENCE	5-6	4-0	0-5	1-1

Score by Periods

Team	1st	2nd	OT	TOT
Nicholls	473	483	0	956
Opponents	372	496	0	868

Team Box Score

No.	Player			Total		3-Point		F-Throw		Rebounds												
		GP-GS	MIN	AVG	FG-FGA	FG%	3FG-3FGA	3FG%	FT-FTA	FT%	OFF	DEF	TOT	AVG	PF	DQ	A	TO	BLK	STL	PTS	AVG
11	JONES, Latrell	12-12	325:20	27.1	63-135	.467	21-56	.375	39-56	.696	12	48	60	5.0	36	1	17	26	5	20	186	15.5
4	HUFFMAN, Caleb	12-11	300:16	25.0	77-132	.583	20-42	.476	11-21	.524	15	36	51	4.3	31	2	18	15	1	30	185	15.4
3	THOMAS, Micah	12-11	336:51	28.1	48-108	.444	20-51	.392	15-16	.938	4	16	20	1.7	29	0	52	17	2	16	131	10.9
0	NELSON, Marek	12-12	269:55	22.5	44-90	.489	5-24	.208	21-36	.583	15	35	50	4.2	34	1	15	22	8	14	114	9.5
22	LITTLES, Manny	10-6	263:15	26.3	38-88	.432	1-10	.100	7-12	.583	28	57	85	8.5	20	0	10	22	4	7	84	8.4
5	SPENCER, Pierce	7-4	193:10	27.6	19-56	.339	4-21	.190	5-9	.556	9	17	26	3.7	17	1	22	16	2	14	47	6.7
25	PAUL, Lance-Amir	8-1	139:45	17.5	15-42	.357	3-10	.300	13-17	.765	2	8	10	1.3	19	0	13	15	0	6	46	5.8
13	COLLINS, Mekhi	7-2	93:37	13.4	13-20	.650	0-0	.000	9-19	.474	9	16	25	3.6	15	0	3	3	8	3	35	5.0
21	WHITE, Jalen	11-1	129:36	11.8	17-33	.515	15-29	.517	2-2	1.000	2	11	13	1.2	11	0	4	4	0	4	51	4.6
23	DEL CADIA, Edoardo	11-0	150:54	13.7	10-39	.256	1-19	.053	12-19	.632	10	18	28	2.5	23	1	16	17	0	6	33	3.0
24	STRANDER, Quinn	4-0	20:35	5.1	3-6	.500	1-3	.333	4-4	1.000	0	4	4	1.0	4	0	4	2	0	0	11	2.8
10	MAXWELL, Ryan	4-0	48:56	12.2	2-5	.400	0-0	.000	5-6	.833	3	2	5	1.3	14	0	0	2	1	2	9	2.3
14	BLANCHARD, Taylor	3-0	07:55	2.6	2-3	.667	2-3	.667	0-0	.000	0	2	2	0.7	0	0	0	0	0	0	6	2.0
2	TERRELL, Tyrease	12-0	119:55	10.0	6-18	.333	6-17	.353	0-0	.000	1	10	11	0.9	22	2	10	8	3	7	18	1.5
Team											24	10	34					8				
Total		12	2400		357-775	.461	99-285	.347	143-217	.659	134	290	424	35.3	275	8	184	177	34	129	956	79.7
Opponents		12	2400		289-656	.441	71-261	.272	219-326	.672	126	316	442	36.8	206	4	175	234	32	73	868	72.3

Team Statistics

	NICHST	OPP
Scoring	956	868
Points per game	79.7	72.3
Scoring margin	+7.3	-
Field goals-att	357-775	289-656
Field goal pct	.461	.441
3 point fg-att	99-285	71-261
3-point FG pct	.347	.272
3-pt FG made per game	8.3	5.9
Free throws-att	143-217	219-326
Free throw pct	.659	.672
F-Throws made per game	11.9	18.3
Rebounds	424	442
Rebounds per game	35.3	36.8
Rebounding margin	-1.5	-
Assists	184	175
Assists per game	15.3	14.6
Turnovers	177	234
Turnovers per game	14.8	19.5
Turnover margin	+4.8	-
Assist/turnover ratio	1.0	0.7
Steals	129	73
Steals per game	10.8	6.1
Blocks	34	32
Blocks per game	2.8	2.7
Winning streak	1	-
Home win streak	5	-
Attendance	2494	49583
Home games-Avg/Game	5-499	5-9917
Neutral site-Avg/Game	-	2-0

Team Results

Date	Opponent		Score	Att.
11/07/2022	at Arizona	L	75-117	12635
11/10/2022	at Wyoming	L	68-79	4498
11/19/2022	at BYU	L	73-87	13745
11/22/2022	Jarvis Christian	W	97-52	605
11/25/2022	vs UC Irvine	L	56-83	0
11/26/2022	vs San Diego	W	72-70	0
11/29/2022	Champion Chris.	W	115-50	333
12/07/2022	at Texas Tech	L	71-78	12682
12/11/2022	Rust	W	85-65	450
12/15/2022	Southeastern La.	W	88-73	685
12/17/2022	at Mississippi St.	L	66-68	6023
12/19/2022	Trinity Baptist	W	90-46	421



AUSTIN CLAUNCH

Head Coach // 5th Season // Emory '12
80-52 Overall // 48-21 Southland

- 2020-21 Southland Conference Coach of the Year
- Back-to-back Southland Regular Season Champions (2020-21, 2021-22)
- Program's first ever appearance in the NIT (2022)
- Led Colonels to 21-win season in 2019-20 after being voted to finish 11th in Southland preseason poll
- Served as youngest head coach in Division I Men's Basketball for three seasons (2018-21)
- Currently the second youngest head coach (33 years old)
- Named to ESPN 40 Under 40 in 2020

Austin Claunch joined the Nicholls men's basketball coaching staff in June 2016 and was named the Colonels' 12th head coach on March 29, 2018.

Across four seasons at the helm, the Houston native has accumulated a 74-46 overall record along with a 47-21 mark in Southland Conference play. Claunch led the Colonels from a ninth-place finish in his first year to being tied for second in the next season, before claiming the Southland Conference Regular Season title in back-to-back seasons in 2020-21 and '21-22.

In only his third season, Nicholls took the SLC title outright after going 14-2 in league play and 18-7 overall. Claunch's squad reeled off two eight-game winning streaks in the championship campaign, with the last win coming in the semifinals of the Southland Conference Tournament. In addition to having three All-Southland honorees, highlighted by first-team selection and newcomer of the year Ty Gordon, Claunch received his own honor as the league named him Southland Coach of the Year.

The Colonels then posted another record year in 2021-22, winning a second-straight Southland outright regular season title and making their first ever appearance in the National Invitation Tournament. Despite losing nearly 70 percent of the scoring from the prior year's championship squad, Claunch led Nicholls to another 21-win campaign -- the second in the last three seasons. The Red & Gray posted an 11-3 record in the Southland, capped with a winner-take-all victory over rival New Orleans for a second consecutive outright title. Nicholls was led by Ty Gordon, who became just the second Colonel in school history to be named Southland Conference Player of the Year.

Notably, the Red & Gray exceeded expectations during the 2019-20 campaign, upending the league's preseason 11th-place projection as the team secured 20-plus victories for just the fourth time in program history. Claunch & Co. kicked off the year with some flair, nearly knocking off Illinois in the season opener before upsetting Pitt on the road just days later; additionally, the Colonels challenged both No. 23 LSU (10-point loss) and mid-major power Rhode Island (five-point loss) in their own houses, leading each on numerous occasions throughout the contests.

Claunch spent the 2016 and 2017 seasons as an assistant, contributing heavily to the Colonels historic 2017-18 campaign that included the most wins (21) since 1995 and best Southland Conference record (15-3) since 1998.

At Nicholls as an assistant, Claunch was primarily responsible for guard development, specifically point guards, working daily with seniors Roddy Peters (SLC Newcomer of the Year, First Team), Jahvaughn Powell (All-SLC Defensive Team), Lafayette Rutledge (Single-season 3-point record holder) and Tevon Saddler (All-SLC Second Team). He was also the key recruiter for Kevin Johnson and Ryghe Lyons, who both started over 15 games as freshmen.

Claunch's impact at Nicholls was immediately felt as it was his scout that helped the Colonels knock off Boston College 79-73 on Nov. 11, 2016. He worked closely with head coach Richie Riley on offensive and defensive schemes and game plans. Claunch created, orchestrated and conducted all basketball camps for the Colonels over the past two years.

Claunch came to Nicholls after spending a season as Assistant Video Services Director for Clemson men's basketball. Claunch spent three seasons with the Tigers overall, having previously served as a graduate manager from 2013-15. Prior to his time with Clemson, Claunch spent the 2012-13 season as the Director of Player Development for George Mason University.

Claunch was part of a Clemson staff that saw the Tigers improve by 10 wins over their previous season, compiling a 23-13 overall record. Clemson advanced to the NIT semifinals for the first time since 2007 and won 10 ACC games as well.

He helped Jaron Blossomgame to First Team All-ACC honors and the ACC's Most Improved Player award. The 6-7 forward raised his points-per-game average from 13.1 to 18.7 and his 3-point field goal percentage from 28% to 45% during his junior season. Claunch also helped K.J. McDaniels to a First Team All-ACC junior season. The 6-6 forward was named ACC Defensive Player of the Year and declared early for the 2014 NBA Draft.

At George Mason, Claunch worked under former Georgia Tech Head Coach Paul Hewitt. He assisted in all areas of individual workouts and practice, in addition to helping with film breakdown and exchange, scouting reports, academic scheduling and updating the team's recruiting database.

Claunch has assisted with various summer camps over the past several years. Each summer from 2007 to 2011, he worked with former NBA player and long-time Head Coach John Lucas at his camps in Houston, Texas. He also interned in the summer of 2010 with Joe Abunassar and Impact Basketball. From 2008-10, Claunch assisted his father's 15U and 16U Adidas Houston Select Basketball Club teams.

Claunch was a four-year starter and two-time captain at Emory University on the Division III level from 2008-12. He ranks first in Emory history in career assists (580), assists per game (5.8) and minutes played (3,132). Claunch is also second in free throw percentage (.877). He was also a three-time All-Conference First Team player at Emory, and a member of the University Athletic Association's 25th Anniversary Team. Claunch set the school's three best single-season assist totals over each of his final three seasons.

He played high school basketball at Strake Jesuit College Preparatory in Houston, Texas, and was a three-year starter and two-time team captain. Claunch was also a two-time all-district selection and led Strake Jesuit to the 2008 district crown as a senior. He was a two-time recipient of the Strake's Kenneth McGregor Award, based on his leadership and dedication on and off the court.

The Houston native earned his undergraduate degree in political science, with a minor in religion, from Emory in 2012. Claunch obtained a master's degree in human resource development from Clemson in August 2015.

COACHING RECORD

Year	Overall	Pct.	SLC	Pct.	Finish
2018-19	14-17	.452	7-11	.389	t-9th
2019-20	21-10	.677	15-5	.750	t-2nd
2020-21	18-7	.720	14-2	.875	1st
2021-22	21-12	.636	11-3	.786	1st
2022-23	6-6	.500	1-0	1.000	--
TOTALS	80-52	.606	48-21	.696	



PLAYER BIOS



O MAREK NELSON

Gr. // F // 6-7/200 // Plano, Texas // UTRGV

- Started all 12 games this season
- Recorded a double-double with 10 points, 10 rebounds against Rust College
- Has scored in double figures five times, including a season-high 18 at Wyoming
- Playing for his third D1 program after two years each at Western Kentucky and UTRGV
- Averaged a personal best 10.4 points per game last season at UTRGV
- Posted a career outing last season in a win over Lamar with 30 points and 10 rebounds
- Was an Academic All-District First Team selection last season
- Graduated with a degree in finance in the summer of 2021

GAME LOG

Opponent	Date	GS	MIN	Total		3-Pointers		Free throws		Rebounds				PF	A	TO	BLK	STL	PTS	AVG	
				FG-FGA	PCT	3FG-3FGA	PCT	FT-FTA	PCT	OFF	DEF	TOT	AVG								
at Arizona	11/07/2022	*	23:21	1-6	.167	1-1	1.000	1-4	.250	3	1	4	4.0	4	1	2	0	1	4	4.0	
at Wyoming	11/10/2022	*	20:54	8-13	.615	1-4	.250	1-1	1.000	0	3	3	3.5	4	0	2	2	4	18	11.0	
at BYU	11/19/2022	*	16:56	6-12	.500	2-4	.500	1-4	.250	1	2	3	3.3	3	0	0	0	0	15	12.3	
Jarvis Christian	11/22/2022	*	23:14	4-9	.444	0-4	.000	0-0	.000	2	0	2	3.0	4	0	4	1	3	8	11.3	
vs UC Irvine	11/25/2022	*	23:21	2-7	.286	0-2	.000	2-2	1.000	2	4	6	3.6	2	1	4	0	0	6	10.2	
vs San Diego	11/26/2022	*	19:30	3-5	.600	0-1	.000	0-0	.000	0	1	1	3.2	4	0	1	0	0	6	9.5	
Champion Chris.	11/29/2022	*	19:13	3-4	.750	0-0	.000	2-2	1.000	2	2	4	3.3	0	1	3	2	1	8	9.3	
at Texas Tech	12/07/2022	*	19:02	2-3	.667	0-0	.000	3-4	.750	0	4	4	3.4	5	3	3	1	1	7	9.0	
Rust	12/11/2022	*	27:22	4-10	.400	0-1	.000	2-6	.333	3	7	10	4.1	2	3	0	1	0	10	9.1	
Southeastern La.	12/15/2022	*	24:48	2-8	.250	1-4	.250	3-4	.750	0	4	4	4.1	1	2	3	1	2	8	9.0	
at Mississippi St.	12/17/2022	*	31:19	5-8	.625	0-2	.000	2-3	.667	2	3	5	4.2	4	1	0	0	2	12	9.3	
Trinity Baptist	12/19/2022	*	20:55	4-5	.800	0-1	.000	4-6	.667	0	4	4	4.2	1	3	0	0	12	9.5		
Totals			12	269:55	44-90	.489	5-24	.208	21-36	.583	15	35	50	4.2	34	15	22	8	14	114	9.5

Player Averages

Games Played	Minutes/game	Points/game	FG Pct	3FG Pct	FT Pct	Rebounds/game	Assists/game	Turnovers/game	Assist/Turnover ratio	Steals/game	Blocks/game
12	22.5	9.5	48.9	20.8	58.3	4.2	1.3	1.8	0.7	1.2	0.7

CAREER STATISTICS

SEASON	TEAM	GP-GS	MIN/AVG	Field Goals		3-Point		F-Throws		Rebounds				Scoring						
				FG-FGA	FG%	3FG-3FGA	3FG%	FT-FTA	FT%	OFF	DEF	TOT	AVG	PF-FO	A	TO	BLK	STL	PTS	AVG
2017-18	WestKy	38-1	351/9.2	38-71	.535	5-14	.357	18-35	.514	16	44	60	1.6	43-0	8	25	9	8	99	2.6
2018-19	WestKy	18-7	245/13.6	16-44	.364	3-8	.375	13-20	.650	13	20	33	1.8	31-0	8	13	7	11	48	2.7
2020-21	UTRGV	14-8	254/18.1	37-78	.474	10-30	.333	24-42	.571	17	29	46	3.3	30-2	15	19	6	10	108	7.7
2021-22	UTRGV	29-20	751/25.9	104-219	.475	23-86	.267	71-95	.747	22	95	117	4.0	103-7	52	49	19	44	302	10.4
2022-23	NichSt	12-12	270/22.5	44-90	.489	5-24	.208	21-36	.583	15	35	50	4.2	34-1	15	22	8	14	114	9.5
TOTAL FOR	NichSt	12-12	270/22.5	44-90	.489	5-24	.208	21-36	.583	15	35	50	4.2	34-1	15	22	8	14	114	9.5
TOTAL		111-48	1870/16.9	239-502	.476	46-162	.284	147-228	.645	83	223	306	2.8	241-10	98	128	49	87	671	6.0

Single Game Highs

Statistic	Value	
Points	30	vs Lamar University 02/02/22
Rebounds	10	vs Lamar University 02/02/22, vs Rust 12/11/22
Assists	5	vs Texas Southern 12/14/21, vs New Mexico St. 01/08/22
Steals	4	vs A&M-Corpus Christi 12/01/21, vs Texas Southern 12/14/21, at Wyoming 11/10/22
Blocks	4	at Utah Valley 01/20/22
FG Made	13	vs Lamar University 02/02/22
FG Attempts	17	vs Lamar University 02/02/22
3FG Made	3	at Northern Ariz. 11/22/21, at Abilene Christian 02/05/22
3FG Attempts	8	at Illinois 11/26/21, vs A&M-Corpus Christi 12/01/21
FT Made	10	vs Seattle U 02/16/22
FT Attempts	11	vs Seattle U 02/16/22



1 JOSH LEBLANC, SR.

Sr. // F // 6-7/230 // Baton Rouge, La. // UAB

- Playing for his fourth D1 program after stops at Georgetown, LSU, and UAB
- Averaged 4.6 points and 4.9 rebounds for UAB last season, shooting .594 from the field
- Averaged 3.2 points and 4.4 rebounds in 2020-21 at LSU in 25 games
- Started as a true freshman at Georgetown, averaging 9.1 points, 7.3 rebounds and 1.1 blocks en route to being named Big East All-Freshman
- Louisiana native and was a two-time 2A All-State selection at Madison Prep

BIO

AT UAB

2021-22: Played in 21 games, making one start... saw double-digit minutes in all but one game, averaging 18.0 per contest... scored 96 points on the year for a 4.6 average... scored a season-high 10 points to go along with nine rebounds against Mississippi Valley State (12/22)... shot .594 from the field (38-64) and .833 at the free throw line (20-24)... averaged 4.9 rebounds with 36 offensive and 67 on defense.... pulled down a season-high 10 rebounds against Alabama A&M (11/21)... was tied for second on the team with 24 total blocks (1.1)... recorded a career-high five blocks against Grambling (12/14)... finished with 21 steals and added four assists.

CAREER STATISTICS

SEASON	TEAM	GP-GS	MIN/AVG	Field Goals		3-Point		F-Throws		Rebounds				Scoring						
				FG-FGA	FG%	3FG-3FGA	3FG%	FT-FTA	FT%	OFF	DEF	TOT	AVG	PF-FO	A	TO	BLK/STL	PTS	AVG	
2018-19	GTown	33-22	805/24.4	114-181	.630	5-7	.714	66-95	.695	84	158	242	7.3	74-0	32	36	36	30	299	9.1
2019-20	GTown	6-0	116/19.3	16-27	.593	2-4	.500	9-15	.600	5	11	16	2.7	9-0	2	7	8	4	43	7.2
2020-21	LSU	25-1	419/16.8	36-54	.667	0-0	.000	8-23	.348	45	66	111	4.4	66-2	14	9	18	25	80	3.2
2021-22	UAB	21-1	380/18.1	38-64	.594	0-0	.000	20-24	.833	36	67	103	4.9	40-1	4	15	24	21	96	4.6
TOTAL FOR NichSt		0-0	0/0.0	0-0	.000	0-0	.000	0-0	.000	0	0	0	0.0	0-0	0	0	0	0	0	0.0
TOTAL		85-24	1720/20.2	204-326	.626	7-11	.636	103-157	.656	170	302	472	5.6	189-3	52	67	86	80	518	6.1

Single Game Highs

Statistic	Value	
Points	22	vs Howard 12/29/18
Rebounds	17	vs Seton Hall 03/02/19
Assists	3	vs App State 12/18/18, vs Howard 12/29/18, at Arkansas 02/27/21
Steals	5	vs Georgia 01/06/21
Blocks	5	vs Grambling 12/14/21
FG Made	8	vs Xavier 01/31/19
FG Attempts	14	vs Seton Hall 03/02/19
3FG Made	1	7 times
3FG Attempts	2	vs Central Ark. 11/10/19
FT Made	8	vs Howard 12/29/18
FT Attempts	12	vs Howard 12/29/18

PLAYER BIOS



2

TYREASE TERRELL

Sr. // G // 6-4/165 // Slidell, La. // Northshore

- Made a 3-pointer in three of the last four games
- Hit a pair of 3-pointers in the win over San Diego
- Also made a 3 at BYU
- Scored a season-high 10 points last season against Carver
- Made his first career start in SoCal Challenge vs. Utah Valley
- Scored in the four consecutive games last season
- Named Southland All-Academic Second Team in 2022
- Nephew of Nicholls Athletics Director, "JT" Jonathan Terrell

GAME LOG

Opponent	Date	GS	MIN	Total		3-Pointers		Free throws		Rebounds				PF	A	TO	BLK	STL	PTS	AVG
				FG-FGA	PCT	3FG-3FGA	PCT	FT-FTA	PCT	OFF	DEF	TOT	AVG							
at Arizona	11/07/2022		06:01	0-0	.000	0-0	.000	0-0	.000	0	0	0	0.0	2	1	1	0	0	0	0.0
at Wyoming	11/10/2022		01:47	0-0	.000	0-0	.000	0-0	.000	0	0	0	0.0	0	0	0	0	0	0	0.0
at BYU	11/19/2022		11:19	1-2	.500	1-2	.500	0-0	.000	0	0	0	0.0	2	0	2	0	0	3	1.0
Jarvis Christian	11/22/2022		18:34	0-3	.000	0-3	.000	0-0	.000	1	3	4	1.0	2	3	1	0	2	0	0.8
vs UC Irvine	11/25/2022		09:00	0-1	.000	0-1	.000	0-0	.000	0	0	0	0.8	1	1	1	0	1	0	0.6
vs San Diego	11/26/2022		09:30	2-2	1.000	2-2	1.000	0-0	.000	0	0	0	0.7	2	1	2	0	0	6	1.5
Champion Chris.	11/29/2022		15:51	0-1	.000	0-1	.000	0-0	.000	0	4	4	1.1	1	3	0	1	2	0	1.3
at Texas Tech	12/07/2022		17:34	0-2	.000	0-2	.000	0-0	.000	0	0	0	1.0	5	0	1	1	1	0	1.1
Rust	12/11/2022		10:31	1-2	.500	1-2	.500	0-0	.000	0	2	2	1.1	5	1	0	1	1	3	1.3
Southeastern La.	12/15/2022		02:38	1-1	1.000	1-1	1.000	0-0	.000	0	0	0	1.0	0	0	0	0	0	3	1.5
at Mississippi St.	12/17/2022		00:34	0-0	.000	0-0	.000	0-0	.000	0	0	0	0.9	0	0	0	0	0	0	1.4
Trinity Baptist	12/19/2022		16:37	1-4	.250	1-3	.333	0-0	.000	0	1	1	0.9	2	0	0	0	0	3	1.5
Totals		0	119:55	6-18	.333	6-17	.353	0-0	.000	1	10	11	0.9	22	10	8	3	7	18	1.5

Player Averages

Games Played	Minutes/game	Points/game	FG Pct	3FG Pct	FT Pct	Rebounds/game	Assists/game	Turnovers/game	Assist/Turnover ratio	Steals/game	Blocks/game
12	10.0	1.5	33.3	35.3	0.0	0.9	0.8	0.7	1.3	0.6	0.3

CAREER STATISTICS

SEASON	TEAM	GP-GS	MIN/AVG	Field Goals		3-Point		F-Throws		Rebounds				Scoring						
				FG-FGA	FG%	3FG-3FGA	3FG%	FT-FTA	FT%	OFF	DEF	TOT	AVG	PF-FO	A	TO	BLK	STL	PTS	AVG
2019-20	NichSt	5-0	29/5.8	6-17	.353	3-10	.300	0-1	.000	1	2	3	0.6	7-0	2	1	0	0	15	3.0
2020-21	NichSt	6-0	23/3.8	2-6	.333	1-5	.200	1-2	.500	0	2	2	0.3	4-0	0	1	1	0	6	1.0
2021-22	NichSt	19-1	112/5.9	11-26	.423	6-18	.333	0-0	.000	0	8	8	0.4	12-0	14	5	0	4	28	1.5
2022-23	NichSt	12-0	120/10.0	6-18	.333	6-17	.353	0-0	.000	1	10	11	0.9	22-2	10	8	3	7	18	1.5
TOTAL		42-1	284/6.8	25-67	.373	16-50	.320	1-3	.333	2	22	24	0.6	45-2	26	15	4	11	67	1.6

Single Game Highs

Statistic	Value
Points	13 vs Carver 12/11/19
Rebounds	4 vs Jarvis Christian 11/22/22, vs Champion Chris. 11/29/22
Assists	3 4 times
Steals	2 vs Carver 11/12/21, vs Jarvis Christian 11/22/22, vs Champion Chris. 11/29/22
Blocks	1 4 times
FG Made	5 vs Carver 12/11/19
FG Attempts	9 vs Carver 12/11/19
3FG Made	3 vs Carver 12/11/19
3FG Attempts	5 vs Carver 12/11/19
FT Made	1 vs Southeastern La. 01/09/21
FT Attempts	2 vs Southeastern La. 01/09/21





3

MICAH THOMAS

Jr. // G // 6-0/175 // Oklahoma City, Okla. // Indiana St.

- Started his Colonel career with 20 and 22 points at Arizona and Wyoming
- Ranks 24th in the NCAA in assist/turnover ratio (3.06)
- Has scored in double figures in eight games
- Ranks second in the Southland with 4.3 assists
- Team's top free throw shooter at .938
- Started 15 games at Indiana State last season, averaging 9.7 points, 2.4 boards and 2.0 assists
- Scored a high of 23 points against New Mexico State
- Was a 6A-All State selection in Oklahoma, scoring over 2,000 points while adding 500 assists

GAME LOG

Opponent	Date	GS	MIN	Total		3-Pointers		Free throws		Rebounds				PF	A	TO	BLK	STL	PTS	AVG
				FG-FGA	PCT	3FG-3FGA	PCT	FT-FTA	PCT	OFF	DEF	TOT	AVG							
at Arizona	11/07/2022		24:13	8-10	.800	4-4	1.000	0-0	.000	0	0	0	0.0	2	3	0	0	2	20	20.0
at Wyoming	11/10/2022	*	36:33	9-12	.750	4-5	.800	0-0	.000	0	2	2	1.0	3	2	1	0	0	22	21.0
at BYU	11/19/2022	*	33:57	5-10	.500	0-1	.000	1-1	1.000	0	3	3	1.7	2	3	0	0	2	11	17.7
Jarvis Christian	11/22/2022	*	23:40	3-8	.375	1-6	.167	0-0	.000	2	1	3	2.0	1	4	0	0	2	7	15.0
vs UC Irvine	11/25/2022	*	22:34	2-7	.286	0-3	.000	7-8	.875	0	1	1	1.8	4	2	0	1	3	11	14.2
vs San Diego	11/26/2022	*	24:13	4-8	.500	1-3	.333	1-1	1.000	0	1	1	1.7	4	4	3	0	0	10	13.5
Champion Chris.	11/29/2022	*	20:13	6-8	.750	3-4	.750	0-0	.000	0	1	1	1.6	0	6	2	0	2	15	13.7
at Texas Tech	12/07/2022	*	36:36	4-17	.235	1-6	.167	2-2	1.000	1	1	2	1.6	4	6	1	1	2	11	13.4
Rust	12/11/2022	*	32:50	0-3	.000	0-3	.000	2-2	1.000	0	0	0	1.4	2	4	2	0	0	2	12.1
Southeastern La.	12/15/2022	*	29:42	3-7	.429	3-4	.750	2-2	1.000	0	3	3	1.6	3	5	2	0	1	11	12.0
at Mississippi St.	12/17/2022	*	30:36	3-13	.231	2-8	.250	0-0	.000	1	3	4	1.8	4	5	5	0	1	8	11.6
Trinity Baptist	12/19/2022	*	21:44	1-5	.200	1-4	.250	0-0	.000	0	0	0	1.7	0	8	1	0	1	3	10.9
Totals			11 336:51	48-108	.444	20-51	.392	15-16	.938	4	16	20	1.7	29	52	17	2	16	131	10.9

Player Averages

Games Played	Minutes/game	Points/game	FG Pct	3FG Pct	FT Pct	Rebounds/game	Assists/game	Turnovers/game	Assist/Turnover ratio	Steals/game	Blocks/game
12	28.1	10.9	44.4	39.2	93.8	1.7	4.3	1.4	3.1	1.3	0.2

CAREER STATISTICS

SEASON	TEAM	GP-GS	MIN/AVG	Field Goals		3-Point		F-Throws		Rebounds				Scoring						
				FG-FGA	FG%	3FG-3FGA	3FG%	FT-FTA	FT%	OFF	DEF	TOT	AVG	PF-FO	A	TO	BLK	STL	PTS	AVG
2021-22	INS	27-15	688/25.5	94-220	.427	38-115	.330	35-44	.795	9	56	65	2.4	55-1	55	38	3	16	261	9.7
2022-23	NichSt	12-11	337/28.1	48-108	.444	20-51	.392	15-16	.938	4	16	20	1.7	29-0	52	17	2	16	131	10.9
TOTAL FOR NichSt		12-11	337/28.1	48-108	.444	20-51	.392	15-16	.938	4	16	20	1.7	29-0	52	17	2	16	131	10.9
TOTAL		39-26	1025/26.3	142-328	.433	58-166	.349	50-60	.833	13	72	85	2.2	84-1	107	55	5	32	392	10.1

Single Game Highs

Statistic	Value	
Points	23	vs New Mexico St. 11/21/21
Rebounds	8	vs Bradley 01/02/22
Assists	8	vs Midway 12/29/21, vs Trinity Baptist 12/19/22
Steals	3	vs Miami (OH) 12/04/21, vs Bradley 01/02/22, vs UC Irvine 11/25/22
Blocks	1	5 times
FG Made	9	vs New Mexico St. 11/21/21, at Wyoming 11/10/22
FG Attempts	17	at UNI 01/11/22, at Texas Tech 12/07/22
3FG Made	4	4 times
3FG Attempts	11	at UNI 01/11/22
FT Made	7	vs UC Irvine 11/25/22
FT Attempts	8	vs UC Irvine 11/25/22

PLAYER BIOS



4 CALEB HUFFMAN

5th // G // 6-4/185 // Broken Arrow, Okla. // Central Michigan

- Ranks 18th in NCAA with 2.50 steals per game, logging six at nationally-ranked Arizona
- Has scored in double figures nine times including in the last seven games
- Second on the team in scoring, ranking fourth in the Southland at 15.4 ppg
- Notched his first career double-double vs. Champion Christian (12p/10r)
- Scored a career-high 31 in the victory over Rust College
- Finished with 22 points in the near upset at Texas Tech
- Scored in double figures six times last season
- Transferred to Nicholls last season after averaging 13.3 points at Central Michigan in 2020-21

GAME LOG

Opponent	Date	GS	MIN	Total		3-Pointers		Free throws		Rebounds				PF	A	TO	BLK	STL	PTS	AVG
				FG-FGA	PCT	3FG-3FGA	PCT	FT-FTA	PCT	OFF	DEF	TOT	AVG							
at Arizona	11/07/2022	*	23:57	6-9	.667	0-1	.000	1-2	.500	0	2	2	2.0	4	1	2	0	6	13	13.0
at Wyoming	11/10/2022		24:24	3-8	.375	1-3	.333	0-0	.000	0	3	3	2.5	4	0	2	0	2	7	10.0
at BYU	11/19/2022	*	26:44	3-9	.333	2-4	.500	1-2	.500	1	5	6	3.7	5	1	1	0	3	9	9.7
Jarvis Christian	11/22/2022	*	29:02	10-16	.625	3-5	.600	1-4	.250	5	4	9	5.0	2	3	0	0	2	24	13.3
vs UC Irvine	11/25/2022	*	24:18	3-9	.333	0-3	.000	1-2	.500	1	1	2	4.4	2	1	1	0	1	7	12.0
vs San Diego	11/26/2022	*	28:17	6-9	.667	0-2	.000	0-0	.000	1	3	4	4.3	3	2	1	0	2	12	12.0
Champion Chris.	11/29/2022	*	17:27	5-10	.500	0-1	.000	2-2	1.000	2	8	10	5.1	1	1	1	0	3	12	12.0
at Texas Tech	12/07/2022	*	29:56	9-15	.600	2-4	.500	2-4	.500	2	2	4	5.0	5	1	2	0	2	22	13.3
Rust	12/11/2022	*	26:39	13-18	.722	3-6	.500	2-3	.667	2	2	4	4.9	1	3	3	1	5	31	15.2
Southeastern La.	12/15/2022	*	30:24	6-12	.500	4-6	.667	1-2	.500	0	2	2	4.6	3	3	1	0	0	17	15.4
at Mississippi St.	12/17/2022	*	20:42	5-8	.625	2-4	.500	0-0	.000	0	2	2	4.4	0	0	1	0	1	12	15.1
Trinity Baptist	12/19/2022	*	18:26	8-9	.889	3-3	1.000	0-0	.000	1	2	3	4.3	1	2	0	0	3	19	15.4
Totals			11 300:16	77-132	.583	20-42	.476	11-21	.524	15	36	51	4.3	31	18	15	1	30	185	15.4

Player Averages

Games Played	Minutes/game	Points/game	FG Pct	3FG Pct	FT Pct	Rebounds/game	Assists/game	Turnovers/game	Assist/Turnover ratio	Steals/game	Blocks/game
12	25.0	15.4	58.3	47.6	52.4	4.3	1.5	1.3	1.2	2.5	0.1

CAREER STATISTICS

SEASON	TEAM	GP-GS	MIN/AVG	Field Goals		3-Point		F-Throws		Rebounds				Scoring						
				FG-FGA	FG%	3FG-3FGA	3FG%	FT-FTA	FT%	OFF	DEF	TOT	AVG	PF-FO	A	TO	BLK	STL	PTS	AVG
2020-21	CMU	23-5	564/24.5	117-250	.468	31-92	.337	41-58	.707	15	58	73	3.2	64-4	40	46	4	22	306	13.3
2021-22	NichSt	23-3	294/12.8	56-128	.438	13-45	.289	13-21	.619	9	33	42	1.8	31-0	20	24	1	13	138	6.0
2022-23	NichSt	12-11	300/25.0	77-132	.583	20-42	.476	11-21	.524	15	36	51	4.3	31-2	18	15	1	30	185	15.4
TOTAL FOR NichSt		35-14	595/17.0	133-260	.512	33-87	.379	24-42	.571	24	69	93	2.7	62-2	38	39	2	43	323	9.2
TOTAL		58-19	1159/20.0	250-510	.490	64-179	.358	65-100	.650	39	127	166	2.9	126-6	78	85	6	65	629	10.8

Single Game Highs

Statistic	Value
Points	31 vs Rust 12/11/22
Rebounds	10 vs Champion Chris. 11/29/22
Assists	6 at Mississippi Val. 12/09/21
Steals	6 at Arizona 11/07/22
Blocks	1 6 times
FG Made	13 vs Rust 12/11/22
FG Attempts	24 at Ball St. 02/27/21
3FG Made	5 at Kent St. 01/30/21
3FG Attempts	10 vs Toledo 03/02/21
FT Made	4 vs Ohio 02/02/21, vs NIU 03/05/21
FT Attempts	6 vs Miami (OH) 02/23/21





5 PIERCE SPENCER

Jr. // G // 6-3/175 // Porter, Texas // Lake Creek

- Started the first four games before suffering a shoulder injury. Made his return in league opener vs. SLU
- Scored a season-high 12 points in the opener at No. 17 Arizona
- Is second on the team with 22 assists (3.1)
- Two-year letterwinner and started as a sophomore in 2021-22
- Started 24 of 30 games last season, finishing fourth on the team in scoring a 9.0 points per game
- Scored in double figures 12 times, netting a career best 25 at New Orleans
- Scored a then career-high 20 in the Southland Tip-Off Event vs. AMCC, making 5 of 8 3-pointers

GAME LOG

Opponent	Date	GS	MIN	Total		3-Pointers		Free throws		Rebounds				PF	A	TO	BLK	STL	PTS	AVG	
				FG-FGA	PCT	3FG-3FGA	PCT	FT-FTA	PCT	OFF	DEF	TOT	AVG								
at Arizona	11/07/2022	*	32:25	4-13	.308	1-4	.250	3-4	.750	1	3	4	4.0	3	3	3	0	4	12	12.0	
at Wyoming	11/10/2022	*	34:58	3-4	.750	0-1	.000	0-0	.000	1	2	3	3.5	5	4	1	0	1	6	9.0	
at BYU	11/19/2022	*	38:19	3-11	.273	1-3	.333	1-1	1.000	2	4	6	4.3	1	6	4	0	2	8	8.7	
Jarvis Christian	11/22/2022	*	26:21	4-10	.400	1-3	.333	0-0	.000	1	4	5	4.5	3	4	2	1	3	9	8.8	
Southeastern La.	12/15/2022		30:57	2-5	.400	0-2	.000	1-4	.250	1	2	3	4.2	1	3	4	0	2	5	8.0	
at Mississippi St.	12/17/2022		26:01	3-12	.250	1-7	.143	0-0	.000	3	2	5	4.3	4	2	1	1	2	7	7.8	
Trinity Baptist	12/19/2022		04:08	0-1	.000	0-1	.000	0-0	.000	0	0	0	3.7	0	0	1	0	0	0	6.7	
Totals			4	193:10	19-56	.339	4-21	.190	5-9	.556	9	17	26	3.7	17	22	16	2	14	47	6.7

Player Averages

Games Played	Minutes/game	Points/game	FG Pct	3FG Pct	FT Pct	Rebounds/game	Assists/game	Turnovers/game	Assist/Turnover ratio	Steals/game	Blocks/game
7	27.6	6.7	33.9	19.0	55.6	3.7	3.1	2.3	1.4	2.0	0.3

CAREER STATISTICS

SEASON	TEAM	GP-GS	MIN/AVG	Field Goals		3-Point		F-Throws		Rebounds				Scoring						
				FG-FGA	FG%	3FG-3FGA	3FG%	FT-FTA	FT%	OFF	DEF	TOT	AVG	PF-FO	A	TO	BLK	STL	PTS	AVG
2020-21	NichSt	22-2	304/13.8	27-64	.422	12-36	.333	10-15	.667	21	50	71	3.2	34-0	15	12	4	16	76	3.5
2021-22	NichSt	30-24	891/29.7	96-236	.407	35-109	.321	42-59	.712	46	115	161	5.4	69-0	70	47	12	47	269	9.0
2022-23	NichSt	7-4	193/27.6	19-56	.339	4-21	.190	5-9	.556	9	17	26	3.7	17-1	22	16	2	14	47	6.7
TOTAL		59-30	1389/23.5	142-356	.399	51-166	.307	57-83	.687	76	182	258	4.4	120-1	107	75	18	77	392	6.6

Single Game Highs

Statistic	Value	
Points	25	at New Orleans 01/15/22
Rebounds	11	at UNI 11/09/21
Assists	7	at Mississippi Val. 12/09/21
Steals	6	at Houston Christian 01/20/21
Blocks	3	vs Lamar University 01/06/21
FG Made	9	at New Orleans 01/15/22
FG Attempts	20	at New Orleans 01/15/22
3FG Made	5	vs A&M-Corpus Christi 01/07/22
3FG Attempts	8	at New Orleans 01/15/22, vs A&M-Corpus Christi 01/07/22
FT Made	5	vs Northwestern St. 01/20/22, vs A&M-Corpus Christi 01/07/22
FT Attempts	7	vs Northwestern St. 01/20/22

PLAYER BIOS



10 RYAN MAXWELL

So. // F // 6-7/250 // Jacksonville, Ark. // Jacksonville

- One of two true sophomores on the team
- Averaged over 14 minutes in his first two appearances of the season
- Had 2 points, 3 rebounds in his season debut against Rust College
- Finished with 7 points, going 2-for-2 from the field in the win over Southeastern
- Averaged 1.9 points in 12.1 minutes as a freshman last season
- Scored a season-high 8 in victory against UIW
- Started six straight games
- Nickname is RJ

GAME LOG

Opponent	Date	GS	MIN	Total		3-Pointers		Free throws		Rebounds				PF	A	TO	BLK	STL	PTS	AVG
				FG-FGA	PCT	3FG-3FGA	PCT	FT-FTA	PCT	OFF	DEF	TOT	AVG							
Rust	12/11/2022		14:11	0-0	.000	0-0	.000	2-2	1.000	2	1	3	3.0	3	0	0	0	0	2	2.0
Southeastern La.	12/15/2022		15:06	2-2	1.000	0-0	.000	3-4	.750	1	0	1	2.0	4	0	0	0	0	7	4.5
at Mississippi St.	12/17/2022		04:44	0-0	.000	0-0	.000	0-0	.000	0	0	0	1.3	4	0	1	0	0	0	3.0
Trinity Baptist	12/19/2022		14:55	0-3	.000	0-0	.000	0-0	.000	0	1	1	1.3	3	0	1	1	2	0	2.3
Totals		0	48:56	2-5	.400	0-0	.000	5-6	.833	3	2	5	1.3	14	0	2	1	2	9	2.3

Player Averages

Games Played	Minutes/game	Points/game	FG Pct	3FG Pct	FT Pct	Rebounds/game	Assists/game	Turnovers/game	Assist/Turnover ratio	Steals/game	Blocks/game
4	12.2	2.3	40.0	0.0	83.3	1.3	0.0	0.5	0.0	0.5	0.3

CAREER STATISTICS

SEASON	TEAM	GP-GS	MIN/AVG	FG-FGA	FG%	3FG-3FGA	3FG%	FT-FTA	FT%	OFF	DEF	TOT	AVG	PF-FO	A	TO	BLK	STL	PTS	AVG
2021-22	NichSt	29-7	350/12.1	23-41	.561	1-3	.333	7-16	.438	24	51	75	2.6	49-3	10	16	8	10	54	1.9
2022-23	NichSt	4-0	49/12.2	2-5	.400	0-0	.000	5-6	.833	3	2	5	1.3	14-0	0	2	1	2	9	2.3
TOTAL		33-7	399/12.1	25-46	.543	1-3	.333	12-22	.545	27	53	80	2.4	63-3	10	18	9	12	63	1.9

Single Game Highs

Statistic	Value
Points	8 vs UIW 01/06/22
Rebounds	6 at New Orleans 01/15/22
Assists	3 vs Carver 11/12/21
Steals	3 vs Northwestern St. 01/20/22
Blocks	2 at Northwestern St. 02/24/22, vs UIW 01/06/22
FG Made	3 vs Carver 11/13/21, vs UIW 01/06/22
FG Attempts	5 vs UIW 01/06/22
3FG Made	1 vs Carver 11/13/21
3FG Attempts	1 vs Carver 11/13/21, at Oregon St. 12/21/21, vs Southeastern La. 01/22/22
FT Made	3 vs Southeastern La. 12/15/22
FT Attempts	5 vs A&M-Corpus Christi 01/07/22



11 LATRELL JONES

5th // G // 6-5/180 // New Orleans, La. // Portland

- Named Preseason All-Southland First Team and was a third-team selection last season
- 2x Southland Player of the Week this season
- Averaging a team best 15.5 points per game, ranking third in the Southland
- Named Southland POW after pouring in a career-high 26 points in win over San Diego in Las Vegas
- Has scored in double figures in 10 of 12 games
- Ranked 14th in the SLC in scoring last season at 11.9 points per game, shooting .429 from the field
- Had a career-high 25 points in home win vs. HCU which was one of four 20-point games last season
- Started 19 games in 2020-21 at Portland, averaging 10.6 ppg

GAME LOG

Opponent	Date	GS	MIN	Total		3-Pointers		Free throws		Rebounds				PF	A	TO	BLK	STL	PTS	AVG	
				FG-FGA	PCT	3FG-3FGA	PCT	FT-FTA	PCT	OFF	DEF	TOT	AVG								
at Arizona	11/07/2022	*	30:13	6-9	.667	1-2	.500	3-8	.375	1	3	4	4.0	3	1	3	0	1	16	16.0	
at Wyoming	11/10/2022	*	24:48	1-7	.143	1-5	.200	0-0	.000	0	6	6	5.0	5	2	2	0	0	3	9.5	
at BYU	11/19/2022	*	16:39	3-10	.300	1-5	.200	3-4	.750	2	2	4	4.7	4	1	1	1	5	10	9.7	
Jarvis Christian	11/22/2022	*	25:46	7-12	.583	2-3	.667	3-4	.750	2	7	9	5.8	3	2	3	0	3	19	12.0	
vs UC Irvine	11/25/2022	*	29:58	3-10	.300	1-4	.250	2-2	1.000	0	3	3	5.2	2	1	0	1	0	9	11.4	
vs San Diego	11/26/2022	*	34:29	8-13	.615	4-8	.500	6-10	.600	1	5	6	5.3	3	1	4	1	1	26	13.8	
Champion Chris.	11/29/2022	*	20:53	11-15	.733	1-3	.333	0-0	.000	1	6	7	5.6	2	1	2	1	1	23	15.1	
at Texas Tech	12/07/2022	*	35:44	7-14	.500	4-9	.444	2-2	1.000	0	3	3	5.3	4	1	2	0	0	20	15.8	
Rust	12/11/2022	*	27:30	6-14	.429	2-6	.333	2-2	1.000	0	3	3	5.0	3	2	3	0	3	16	15.8	
Southeastern La.	12/15/2022	*	28:42	3-8	.375	2-5	.400	9-13	.692	2	4	6	5.1	3	1	3	0	3	17	15.9	
at Mississippi St.	12/17/2022	*	33:52	5-15	.333	1-4	.250	4-4	1.000	2	6	8	5.4	3	2	3	0	0	15	15.8	
Trinity Baptist	12/19/2022	*	16:46	3-8	.375	1-2	.500	5-7	.714	1	0	1	5.0	1	2	0	1	3	12	15.5	
Totals			12	325:20	63-135	.467	21-56	.375	39-56	.696	12	48	60	5.0	36	17	26	5	20	186	15.5

Player Averages

Games Played	Minutes/game	Points/game	FG Pct	3FG Pct	FT Pct	Rebounds/game	Assists/game	Turnovers/game	Assist/Turnover ratio	Steals/game	Blocks/game
12	27.1	15.5	46.7	37.5	69.6	5.0	1.4	2.2	0.7	1.7	0.4

CAREER STATISTICS

SEASON	TEAM	GP-GS	MIN/AVG	Field Goals		3-Point		F-Throws		Rebounds				Scoring						
				FG-FGA	FG%	3FG-3FGA	3FG%	FT-FTA	FT%	OFF	DEF	TOT	AVG	PF-FO	A	TO	BLK	STL	PTS	AVG
2020-21	UP	21-19	563/26.8	73-170	.429	22-63	.349	54-70	.771	15	69	84	4.0	48-1	26	33	12	15	222	10.6
2021-22	NichSt	33-28	830/25.1	155-315	.492	44-136	.324	40-62	.645	30	100	130	3.9	56-1	27	52	15	37	394	11.9
2022-23	NichSt	12-12	325/27.1	63-135	.467	21-56	.375	39-56	.696	12	48	60	5.0	36-1	17	26	5	20	186	15.5
TOTAL FOR NichSt		45-40	1155/25.7	218-450	.484	65-192	.339	79-118	.669	42	148	190	4.2	92-2	44	78	20	57	580	12.9
TOTAL		66-59	1718/26.0	291-620	.469	87-255	.341	133-188	.707	57	217	274	4.2	140-3	70	111	32	72	802	12.2

Single Game Highs

Statistic	Value
Points	26 vs San Diego 11/26/22
Rebounds	10 vs Portland St. 12/05/20, at Northwestern St. 02/24/22
Assists	3 4 times
Steals	5 at BYU 11/19/22
Blocks	3 vs Northwest (WA) 11/29/20
FG Made	11 vs Champion Chris. 11/29/22
FG Attempts	18 at Northwestern St. 02/24/22, vs Southeastern La. 01/08/22
3FG Made	4 at BYU 01/21/21, at Texas Tech 12/07/22, vs San Diego 11/26/22
3FG Attempts	9 at Texas Tech 12/07/22
FT Made	9 vs Southeastern La. 12/15/22
FT Attempts	13 vs Southeastern La. 12/15/22

PLAYER BIOS



13 MEKHI COLLINS

So. // F // 6-8/225 // Cedar Hill, Texas // Faith Family Acad.

- Missed the first four games with a foot injury
- Played over 5 minutes in each game of the Las Vegas Holiday Classic
- Saw 20 minutes vs. Champion, finishing with a career-high 19 points on 7-7 from the field
- Collected six rebounds at Texas Tech and a team-high seven against SLU
- Had six points, seven rebounds in last outing vs. Trinity Baptist
- Started three games last season as a true freshman, averaging 2.3 points in 9.1 minutes
- Finished shy of first career double-double with highs of 8 points/9 rebounds in home win vs. Mississippi Valley
- Scored 8 points in his first career start against UIW

GAME LOG

Opponent	Date	GS	MIN	Total		3-Pointers		Free throws		Rebounds				PF	A	TO	BLK	STL	PTS	AVG
				FG-FGA	PCT	3FG-3FGA	PCT	FT-FTA	PCT	OFF	DEF	TOT	AVG							
vs UC Irvine	11/25/2022		05:44	0-0	.000	0-0	.000	1-2	.500	0	0	0	0.0	3	0	0	0	0	1	1.0
vs San Diego	11/26/2022		05:16	0-0	.000	0-0	.000	0-0	.000	0	0	0	0.0	2	0	1	2	1	0	0.5
Champion Chris.	11/29/2022		20:30	7-7	1.000	0-0	.000	5-8	.625	2	3	5	1.7	1	1	1	3	0	19	6.7
at Texas Tech	12/07/2022		16:22	2-5	.400	0-0	.000	0-0	.000	2	4	6	2.8	4	1	0	2	1	4	6.0
Southeastern La.	12/15/2022		16:08	2-4	.500	0-0	.000	1-2	.500	1	6	7	3.6	2	0	1	0	0	5	5.8
at Mississippi St.	12/17/2022	*	10:41	0-0	.000	0-0	.000	0-0	.000	0	0	0	3.0	3	0	0	0	1	0	4.8
Trinity Baptist	12/19/2022	*	18:56	2-4	.500	0-0	.000	2-7	.286	4	3	7	3.6	0	1	0	1	0	6	5.0
Totals			2 93:37	13-20	.650	0-0	.000	9-19	.474	9	16	25	3.6	15	3	3	8	3	35	5.0

Player Averages

Games Played	Minutes/game	Points/game	FG Pct	3FG Pct	FT Pct	Rebounds/game	Assists/game	Turnovers/game	Assist/Turnover ratio	Steals/game	Blocks/game
7	13.4	5.0	65.0	0.0	47.4	3.6	0.4	0.4	1.0	0.4	1.1

CAREER STATISTICS

SEASON	TEAM	GP-GS	MIN/AVG	Field Goals		3-Point		F-Throws		Rebounds				Scoring						
				FG-FGA	FG%	3FG-3FGA	3FG%	FT-FTA	FT%	OFF	DEF	TOT	AVG	PF-FO	A	TO	BLK	STL	PTS	AVG
2021-22	NichSt	24-3	219/9.1	22-33	.667	0-1	.000	10-11	.909	27	26	53	2.2	39-0	11	9	6	2	54	2.3
2022-23	NichSt	7-2	94/13.4	13-20	.650	0-0	.000	9-19	.474	9	16	25	3.6	15-0	3	3	8	3	35	5.0
TOTAL		31-5	312/10.1	35-53	.660	0-1	.000	19-30	.633	36	42	78	2.5	54-0	14	12	14	5	89	2.9

Single Game Highs

Statistic	Value
Points	19 vs Champion Chris. 11/29/22
Rebounds	9 vs Mississippi Val. 12/18/21
Assists	2 vs Mississippi Val. 12/18/21, vs UIW 01/06/22
Steals	1 5 times
Blocks	3 vs Champion Chris. 11/29/22
FG Made	7 vs Champion Chris. 11/29/22
FG Attempts	7 vs Champion Chris. 11/29/22
3FG Attempts	1 vs Southwestern Christ. 11/27/21
FT Made	5 vs Champion Chris. 11/29/22
FT Attempts	8 vs Champion Chris. 11/29/22





14 TAYLOR BLANCHARD

Jr. // F // 6-5/165 // Morgan City, La. // Central Catholic

- Made his first career 3-pointer in the win over Jarvis Christian
- Hit a 3-pointer in the last outing against Trinity Baptist
- Has appeared in eight career games, totaling 10 points
- Prepped at Central Catholic where he was an All-State honorable mention
- Holds a 3.81 GPA as a finance major

GAME LOG

Opponent	Date	GS	MIN	Total		3-Pointers		Free throws		Rebounds				PF	A	TO	BLK	STL	PTS	AVG
				FG-FGA	PCT	3FG-3FGA	PCT	FT-FTA	PCT	OFF	DEF	TOT	AVG							
Jarvis Christian	11/22/2022		00:25	1-1	1.000	1-1	1.000	0-0	.000	0	0	0	0.0	0	0	0	0	0	3	3.0
Champion Chris.	11/29/2022		03:57	0-1	.000	0-1	.000	0-0	.000	0	1	1	0.5	0	0	0	0	0	1.5	
Trinity Baptist	12/19/2022		03:33	1-1	1.000	1-1	1.000	0-0	.000	0	1	1	0.7	0	0	0	0	3	2.0	
Totals		0	07:55	2-3	.667	2-3	.667	0-0	.000	0	2	2	0.7	0	0	0	0	0	6	2.0

Player Averages

Games Played	Minutes/game	Points/game	FG Pct	3FG Pct	FT Pct	Rebounds/game	Assists/game	Turnovers/game	Assist/Turnover ratio	Steals/game	Blocks/game
3	2.6	2.0	66.7	66.7	0.0	0.7	0.0	0.0	0.0	0.0	0.0

CAREER STATISTICS

SEASON	TEAM	GP-GS	MIN/AVG	Field Goals		3-Point		F-Throws		Rebounds				Scoring						
				FG-FGA	FG%	3FG-3FGA	3FG%	FT-FTA	FT%	OFF	DEF	TOT	AVG	PF-FO	A	TO	BLK	STL	PTS	AVG
2020-21	NichSt	3-0	8/2.6	1-2	.500	0-1	.000	0-0	.000	1	1	2	0.7	1-0	0	0	0	0	2	0.7
2021-22	NichSt	2-0	7/3.7	1-4	.250	0-3	.000	0-0	.000	0	4	4	2.0	0-0	1	0	0	0	2	1.0
2022-23	NichSt	3-0	8/2.6	2-3	.667	2-3	.667	0-0	.000	0	2	2	0.7	0-0	0	0	0	0	6	2.0
TOTAL		8-0	23/2.9	4-9	.444	2-7	.286	0-0	.000	1	7	8	1.0	1-0	1	0	0	0	10	1.3

Single Game Highs

Statistic	Value
Points	3 vs Jarvis Christian 11/22/22, vs Trinity Baptist 12/19/22
Rebounds	2 vs Carver 01/24/21, vs Carver 11/12/21, vs Carver 11/13/21
Assists	1 vs Carver 11/13/21
FG Made	1 4 times
FG Attempts	2 vs Carver 01/24/21, vs Carver 11/12/21, vs Carver 11/13/21
3FG Made	1 vs Jarvis Christian 11/22/22, vs Trinity Baptist 12/19/22
3FG Attempts	2 vs Carver 11/13/21

PLAYER BIOS



15

LANCE-AMIR PAUL

r-Jr. // G // 6-0/185 // Kingston, Jamaica // Gannon

- Had a season-high 13 points on 4-5 from the field last outing against Trinity Baptist
- Hit a key late 3-pointer and had the game-winning assist in win over San Diego
- Second on the in FT%, making 13 of 17 (.765)
- Joined the Colonels after an all-league season at Division II Gannon
- Ranked sixth in the PSAC at 18.4 points along with 6.2 rebounds last season, earning All-PSAC Second Team
- Scored 34 points in a win over Clarion
- Was also an All-Region V selection at Frank Phillips College in 2020-21, averaging 16.2 points and 4.3 assists
- Native of Jamaica

GAME LOG

Opponent	Date	GS	MIN	Total		3-Pointers		Free throws		Rebounds				PF	A	TO	BLK	STL	PTS	AVG
				FG-FGA	PCT	3FG-3FGA	PCT	FT-FTA	PCT	OFF	DEF	TOT	AVG							
at Arizona	11/07/2022	*	15:41	1-5	.200	0-0	.000	0-1	.000	0	1	1	1.0	2	0	2	0	1	2	2.0
at BYU	11/19/2022		15:39	0-4	.000	0-1	.000	0-0	.000	1	1	2	1.5	2	1	2	0	1	0	1.0
vs UC Irvine	11/25/2022		25:54	2-8	.250	0-2	.000	2-2	1.000	0	0	0	1.0	3	2	2	0	2	6	2.7
vs San Diego	11/26/2022		18:16	1-3	.333	1-1	1.000	3-4	.750	0	0	0	0.8	2	2	1	0	0	6	3.5
Champion Chris. Rust	11/29/2022		19:57	1-7	.143	0-2	.000	4-4	1.000	0	3	3	1.2	2	2	3	0	0	6	4.0
	12/11/2022		16:37	4-8	.500	1-3	.333	0-1	.000	1	0	1	1.2	3	4	2	0	0	9	4.8
at Mississippi St.	12/17/2022		11:51	2-2	1.000	0-0	.000	0-1	.000	0	0	0	1.0	3	0	1	0	0	4	4.7
Trinity Baptist	12/19/2022		15:50	4-5	.800	1-1	1.000	4-4	1.000	0	3	3	1.3	2	2	2	0	2	13	5.8
Totals		1	139:45	15-42	.357	3-10	.300	13-17	.765	2	8	10	1.3	19	13	15	0	6	46	5.8

Player Averages

Games Played	Minutes/game	Points/game	FG Pct	3FG Pct	FT Pct	Rebounds/game	Assists/game	Turnovers/game	Assist/Turnover ratio	Steals/game	Blocks/game
8	17.5	5.8	35.7	30.0	76.5	1.3	1.6	1.9	0.9	0.8	0.0

CAREER STATISTICS

SEASON	TEAM	GP-GS	MIN/AVG	Field Goals		3-Point		F-Throws		Rebounds				Scoring						
				FG-FGA	FG%	3FG-3FGA	3FG%	FT-FTA	FT%	OFF	DEF	TOT	AVG	PF-FO	A	TO	BLK	STL	PTS	AVG
2021-22	Gannon	26-26	936/36.0	161-380	.424	38-120	.317	119-147	.810	37	125	162	6.2	59-1	88	60	2	34	479	18.4
2022-23	NichSt	8-1	140/17.5	15-42	.357	3-10	.300	13-17	.765	2	8	10	1.3	19-0	13	15	0	6	46	5.8
TOTAL FOR NichSt		8-1	140/17.5	15-42	.357	3-10	.300	13-17	.765	2	8	10	1.3	19-0	13	15	0	6	46	5.8
TOTAL		34-27	1075/31.6	176-422	.417	41-130	.315	132-164	.805	39	133	172	5.1	78-1	101	75	2	40	525	15.4

Single Game Highs

Statistic	Value	
Points	34	at Clarion 02/21/22
Rebounds	13	at East Stroudsburg 01/22/22
Assists	9	vs Saint Michael's 11/27/21
Steals	4	vs D'Youville 11/26/21, at East Stroudsburg 01/22/22
Blocks	1	at Edinboro 02/14/22, vs Slippery Rock 02/16/22
FG Made	13	at Clarion 02/21/22
FG Attempts	21	at Slippery Rock 02/19/22
3FG Made	6	at Clarion 02/21/22
3FG Attempts	12	at Pitt.-Johnstown 02/28/22
FT Made	10	vs Seton Hill 02/05/22, vs Cal U (PA) 02/26/22
FT Attempts	13	vs Cal U (PA) 02/26/22



21

JALEN WHITE

Jr. // G // 6-4/180 // Pasadena, Texas // Ohio

- Shooting .517 from 3-point range (15-29)
- Scored in double figures in back-to-back games, netting 12 and 15 at BYU and vs. Jarvis Christian
- Made four 3-pointers at BYU -- all in the first half
- Scored a career-high 15 points against Jarvis, hitting a high of five 3-pointers
- Saw the floor in 28 games in his first season for the Colonels and logged three starts
- Averaged 2.6 points with most of his scoring coming from behind the 3-point line
- Scored a season-high 9 points in win vs. Cal Poly, hitting back-to-back 3s in the final 90 seconds of OT
- Played in 11 games at Ohio in his freshman season

GAME LOG

Opponent	Date	GS	MIN	Total		3-Pointers		Free throws		Rebounds				Other							
				FG-FGA	PCT	3FG-3FGA	PCT	FT-FTA	PCT	OFF	DEF	TOT	AVG	PF	A	TO	BLK	STL	PTS	AVG	
at Arizona	11/07/2022		05:15	1-2	.500	0-1	.000	0-0	.000	0	0	0	0.0	1	0	0	0	0	0	2	2.0
at Wyoming	11/10/2022		08:48	0-0	.000	0-0	.000	0-0	.000	1	0	1	0.5	0	0	0	0	0	0	0	1.0
at BYU	11/19/2022		15:21	4-4	1.000	4-4	1.000	0-0	.000	0	0	0	0.3	1	0	0	0	0	0	12	4.7
Jarvis Christian	11/22/2022		32:41	5-10	.500	5-9	.556	0-0	.000	1	6	7	2.0	1	3	0	0	0	2	15	7.3
vs UC Irvine	11/25/2022	*	26:55	1-4	.250	0-3	.000	2-2	1.000	0	1	1	1.8	2	0	2	0	2	4	6.6	
vs San Diego	11/26/2022		05:15	0-1	.000	0-0	.000	0-0	.000	0	1	1	1.7	1	0	0	0	0	0	5.5	
Champion Chris.	11/29/2022		15:24	3-5	.600	3-5	.600	0-0	.000	0	1	1	1.6	2	0	1	0	0	9	6.0	
at Texas Tech	12/07/2022		01:49	0-1	.000	0-1	.000	0-0	.000	0	0	0	1.4	0	0	1	0	0	0	5.3	
Rust	12/11/2022		05:06	1-2	.500	1-2	.500	0-0	.000	0	1	1	1.3	2	1	0	0	0	3	5.0	
at Mississippi St.	12/17/2022		00:21	0-0	.000	0-0	.000	0-0	.000	0	0	0	1.2	0	0	0	0	0	0	4.5	
Trinity Baptist	12/19/2022		12:41	2-4	.500	2-4	.500	0-0	.000	0	1	1	1.2	1	0	0	0	0	6	4.6	
Totals		1	129:36	17-33	.515	15-29	.517	2-2	1.000	2	11	13	1.2	11	4	4	0	4	51	4.6	

Player Averages

Games Played	Minutes/game	Points/game	FG Pct	3FG Pct	FT Pct	Rebounds/game	Assists/game	Turnovers/game	Assist/Turnover ratio	Steals/game	Blocks/game
11	11.8	4.6	51.5	51.7	100.0	1.2	0.4	0.4	1.0	0.4	0.0

CAREER STATISTICS

SEASON	TEAM	GP-GS	MIN/AVG	Field Goals		3-Point		F-Throws		Rebounds				Scoring						
				FG-FGA	FG%	3FG-3FGA	3FG%	FT-FTA	FT%	OFF	DEF	TOT	AVG	PF	FO	A	TO	BLK	STL	PTS
2020-21	Ohio	11-0	67/6.1	11-25	.440	6-13	.462	2-3	.667	4	7	11	1.0	6-0	3	2	1	1	30	2.7
2021-22	NichSt	28-3	245/8.8	25-62	.403	22-55	.400	0-0	.000	5	18	23	0.8	15-0	2	3	3	5	72	2.6
2022-23	NichSt	11-1	130/11.8	17-33	.515	15-29	.517	2-2	1.000	2	11	13	1.2	11-0	4	4	0	4	51	4.6
TOTAL FOR NichSt		39-4	375/9.6	42-95	.442	37-84	.440	2-2	1.000	7	29	36	0.9	26-0	6	7	3	9	123	3.2
TOTAL		50-4	442/8.8	53-120	.442	43-97	.443	4-5	.800	11	36	47	0.9	32-0	9	9	4	10	153	3.1

Single Game Highs

Statistic	Value	
Points	15	vs Jarvis Christian 11/22/22
Rebounds	7	vs Jarvis Christian 11/22/22
Assists	3	vs Jarvis Christian 11/22/22
Steals	2	vs Mississippi Val. 12/18/21, vs Jarvis Christian 11/22/22, vs UC Irvine 11/25/22
Blocks	1	4 times
FG Made	5	vs Jarvis Christian 11/22/22
FG Attempts	10	vs Jarvis Christian 11/22/22
3FG Made	5	vs Jarvis Christian 11/22/22
3FG Attempts	9	vs Jarvis Christian 11/22/22
FT Made	2	vs UC Irvine 11/25/22
FT Attempts	2	vs Western Mich. 01/26/21, vs UC Irvine 11/25/22

PLAYER BIOS



22

MANNY LITTLES

5th // F // 6-7/215 // Lanett, Ala. // North Alabama

- Team's leading rebounder, averaging 8.4 points and 8.5 boards
- Has scored in double figures five times, including a season-high 15 in the SLC opener against Southeastern
- Grabbed a season-high 16 rebounds in the home win over Trinity Baptist for his first double-double of season
- Named Preseason All-Southland Second Team after averaging 8.8 points and 7.9 rebounds last season
- Led the Colonels with six double-doubles
- Season-high of 15 rebounds at Wisconsin and back-to-back double-doubles at Oregon State and Purdue
- Spent three seasons at North Alabama, averaging 9.4 points and 9.9 rebounds in 2020-21
- Ranks 3rd on the active career rebounding list with 1,067 rebounds

GAME LOG

Opponent	Date	GS	MIN	Total		3-Pointers		Free throws		Rebounds				Other							
				FG-FGA	PCT	3FG-3FGA	PCT	FT-FTA	PCT	OFF	DEF	TOT	AVG	PF	A	TO	BLK	STL	PTS	AVG	
at Arizona	11/07/2022		30:09	2-16	.125	0-4	.000	0-1	.000	3	4	7	7.0	3	0	2	1	1	4	4.0	
at Wyoming	11/10/2022	*	30:17	4-12	.333	0-1	.000	2-2	1.000	2	7	9	8.0	2	1	8	0	1	10	7.0	
vs UC Irvine	11/25/2022		24:12	5-12	.417	0-2	.000	0-0	.000	0	6	6	7.3	1	1	0	0	1	10	8.0	
vs San Diego	11/26/2022	*	30:50	1-4	.250	0-0	.000	2-4	.500	3	4	7	7.3	0	2	1	0	0	4	7.0	
Champion Chris.	11/29/2022	*	25:36	6-10	.600	0-0	.000	0-0	.000	3	6	9	7.6	1	1	1	1	0	12	8.0	
at Texas Tech	12/07/2022	*	24:52	2-3	.667	0-0	.000	3-4	.750	2	4	6	7.3	4	0	3	0	2	7	7.8	
Rust	12/11/2022	*	26:36	2-8	.250	0-1	.000	0-0	.000	4	10	14	8.3	1	0	4	0	1	4	7.3	
Southeastern La.	12/15/2022	*	21:35	7-8	.875	1-1	1.000	0-0	.000	2	4	6	8.0	4	1	1	1	0	15	8.3	
at Mississippi St.	12/17/2022		27:37	4-6	.667	0-0	.000	0-1	.000	3	2	5	7.7	4	2	0	0	0	8	8.2	
Trinity Baptist	12/19/2022		21:31	5-9	.556	0-1	.000	0-0	.000	6	10	16	8.5	0	2	2	1	1	10	8.4	
Totals			6	263:15	38-88	.432	1-10	.100	7-12	.583	28	57	85	8.5	20	10	22	4	7	84	8.4

Player Averages

Games Played	Minutes/game	Points/game	FG Pct	3FG Pct	FT Pct	Rebounds/game	Assists/game	Turnovers/game	Assist/Turnover ratio	Steals/game	Blocks/game
10	26.3	8.4	43.2	10.0	58.3	8.5	1.0	2.2	0.5	0.7	0.4

CAREER STATISTICS

SEASON	TEAM	GP-GS	MIN/AVG	Field Goals		3-Point		F-Throws		Rebounds				Scoring						
				FG-FGA	FG%	3FG-3FGA	3FG%	FT-FTA	FT%	OFF	DEF	TOT	AVG	PF-FO	A	TO	BLK	STL	PTS	AVG
2018-19	UNA	30-17	673/22.4	55-130	.423	1-6	.167	24-49	.490	91	148	239	8.0	78-2	17	40	17	9	135	4.5
2019-20	UNA	27-23	776/28.7	88-160	.550	0-0	.000	41-66	.621	78	201	279	10.3	85-6	21	60	13	14	217	8.0
2020-21	UNA	23-23	669/29.1	91-171	.532	0-0	.000	35-60	.583	75	153	228	9.9	51-0	26	59	10	20	217	9.4
2021-22	NichSt	30-10	719/24.0	114-211	.540	7-28	.250	29-61	.475	84	152	236	7.9	77-2	24	49	6	21	264	8.8
2022-23	NichSt	10-6	263/26.3	38-88	.432	1-10	.100	7-12	.583	28	57	85	8.5	20-0	10	22	4	7	84	8.4
TOTAL FOR NichSt		40-16	983/24.6	152-299	.508	8-38	.211	36-73	.493	112	209	321	8.0	97-2	34	71	10	28	348	8.7
TOTAL		120-79	3101/25.8	386-760	.508	9-44	.205	136-248	.548	356	711	1067	8.9	311-10	98	230	50	71	917	7.6

Single Game Highs

Statistic	Value
Points	20 vs Crowley's Ridge 12/17/20, vs North Florida 03/04/21
Rebounds	19 vs Crowley's Ridge 12/17/20
Assists	3 7 times
Steals	3 vs UIW 02/10/22
Blocks	2 9 times
FG Made	9 vs Crowley's Ridge 12/17/20, vs North Florida 03/04/21
FG Attempts	16 at Arizona 11/07/22
3FG Made	1 9 times
3FG Attempts	4 at Arizona 11/07/22
FT Made	8 vs NJIT 02/27/20
FT Attempts	11 vs NJIT 02/27/20





23

EDOARDO DEL CADIA

r-Sr. // F // 6-8/240 // Senigallia, Italy // UNLV

- Scored in nine of 11 games played, netting a high of 8 points against Jarvis Christian
- Has 16 assists, dishing out a high of six at BYU
- Missed the 2021-22 campaign for the Colonels with a preseason injury
- Transferred to Thibodaux after playing one season at UNLV
- Started six of 21 games played for the Rebels, averaging 2.8 points in 9.8 minutes
- Scored in double figures twice, both coming in the final three games of the season
- Had 13 points in the regular season finale vs. Wyoming and 10 in the MWC Tourney vs. Utah State
- Native of Italy and his father, Danilo, was a professional basketball player

GAME LOG

Opponent	Date	GS	MIN	Total		3-Pointers		Free throws		Rebounds				PF	A	TO	BLK	STL	PTS	AVG
				FG-FGA	PCT	3FG-3FGA	PCT	FT-FTA	PCT	OFF	DEF	TOT	AVG							
at Arizona	11/07/2022		08:45	0-2	.000	0-1	.000	2-2	1.000	0	0	0	0.0	5	1	1	0	1	2	2.0
at Wyoming	11/10/2022		17:31	0-10	.000	0-6	.000	2-2	1.000	2	1	3	1.5	4	0	1	0	0	2	2.0
at BYU	11/19/2022		25:06	1-8	.125	0-6	.000	3-7	.429	1	0	1	1.3	2	6	1	0	1	5	3.0
Jarvis Christian	11/22/2022		15:11	3-3	1.000	0-0	.000	2-2	1.000	0	3	3	1.8	4	2	2	0	0	8	4.3
vs UC Irvine	11/25/2022		08:04	0-1	.000	0-0	.000	2-2	1.000	0	1	1	1.6	1	1	1	0	0	2	3.8
vs San Diego	11/26/2022		24:24	1-1	1.000	0-0	.000	0-0	.000	0	2	2	1.7	1	4	2	0	1	2	3.5
Champion Chris.	11/29/2022		14:41	3-4	.750	0-1	.000	0-1	.000	2	5	7	2.4	0	0	2	0	2	6	3.9
at Texas Tech	12/07/2022		18:05	0-2	.000	0-1	.000	0-1	.000	0	3	3	2.5	2	1	0	0	1	0	3.4
Rust	12/11/2022		11:51	2-4	.500	1-1	1.000	0-0	.000	4	2	6	2.9	1	1	5	0	0	5	3.6
at Mississippi St.	12/17/2022		01:42	0-0	.000	0-0	.000	0-0	.000	0	0	0	2.6	0	0	0	0	0	0	3.2
Trinity Baptist	12/19/2022		05:34	0-4	.000	0-3	.000	1-2	.500	1	1	2	2.5	3	0	2	0	0	1	3.0
Totals		0	150:54	10-39	.256	1-19	.053	12-19	.632	10	18	28	2.5	23	16	17	0	6	33	3.0

Player Averages

Games Played	Minutes/game	Points/game	FG Pct	3FG Pct	FT Pct	Rebounds/game	Assists/game	Turnovers/game	Assist/Turnover ratio	Steals/game	Blocks/game
11	13.7	3.0	25.6	5.3	63.2	2.5	1.5	1.5	0.9	0.5	0.0

CAREER STATISTICS

SEASON	TEAM	GP-GS	MIN/AVG	Field Goals		3-Point		F-Throws		Rebounds				Scoring						
				FG-FGA	FG%	3FG-3FGA	3FG%	FT-FTA	FT%	OFF	DEF	TOT	AVG	PF-FO	A	TO	BLK	STL	PTS	AVG
2020-21	UNLV	21-6	206/9.8	21-38	.553	0-3	.000	17-21	.810	29	35	64	3.0	33-2	8	18	1	6	59	2.8
2022-23	NichSt	11-0	151/13.7	10-39	.256	1-19	.053	12-19	.632	10	18	28	2.5	23-1	16	17	0	6	33	3.0
TOTAL FOR NichSt		11-0	151/13.7	10-39	.256	1-19	.053	12-19	.632	10	18	28	2.5	23-1	16	17	0	6	33	3.0
TOTAL		32-6	357/11.2	31-77	.403	1-22	.045	29-40	.725	39	53	92	2.9	56-3	24	35	1	12	92	2.9

Single Game Highs

Statistic	Value	
Points	13	at Wyoming 03/06/21
Rebounds	8	vs St. Katherine 01/12/21, vs Benedictine Mesa 01/21/21
Assists	6	at BYU 11/19/22
Steals	3	at Wyoming 03/06/21
Blocks	1	at Utah St. 03/11/21
FG Made	5	at Wyoming 03/06/21
FG Attempts	10	at Wyoming 11/10/22
3FG Made	1	vs Rust 12/11/22
3FG Attempts	6	at Wyoming 11/10/22, at BYU 11/19/22
FT Made	6	at Utah St. 03/11/21
FT Attempts	7	at Utah St. 03/11/21, at BYU 11/19/22

PLAYER BIOS



24 QUINN STRANDER

Jr. // G // 5-10/175 // Thibodaux, La. // E.D. White

- Third season with the Colonels, appearing in 11 career games
- Scored 4 points in win over Jarvis Christian and 5 against Champion Christian
- Made his first career 3-pointer in home opener versus Jarvis
- Scored his first career points last season in a win over Carver
- Native of Thibodaux, playing at E.D. White Catholic
- Earned all-district in both basketball and football

GAME LOG

Opponent	Date	GS	MIN	Total		3-Pointers		Free throws		Rebounds				PF	A	TO	BLK	STL	PTS	AVG
				FG-FGA	PCT	3FG-3FGA	PCT	FT-FTA	PCT	OFF	DEF	TOT	AVG							
Jarvis Christian	11/22/2022		05:06	1-1	1.000	0-0	.000	2-2	1.000	0	0	0	0.0	2	1	1	0	0	4	4.0
Champion Chris.	11/29/2022		06:18	1-3	.333	1-2	.500	2-2	1.000	0	2	2	1.0	1	2	0	0	0	5	4.5
Rust	12/11/2022		00:47	0-0	.000	0-0	.000	0-0	.000	0	0	0	0.7	0	0	0	0	0	0	3.0
Trinity Baptist	12/19/2022		08:24	1-2	.500	0-1	.000	0-0	.000	0	2	2	1.0	1	1	1	0	0	2	2.8
Totals		0	20:35	3-6	.500	1-3	.333	4-4	1.000	0	4	4	1.0	4	4	2	0	0	11	2.8

Player Averages

Games Played	Minutes/ game	Points/ game	FG Pct	3FG Pct	FT Pct	Rebounds/ game	Assists/ game	Turnovers/ game	Assist/Turnover ratio	Steals/ game	Blocks/ game
4	5.1	2.8	50.0	33.3	100.0	1.0	1.0	0.5	2.0	0.0	0.0

CAREER STATISTICS

SEASON	TEAM	GP-GS	MIN/AVG	Field Goals		3-Point		F-Throws		Rebounds				Scoring						
				FG-FGA	FG%	3FG-3FGA	3FG%	FT-FTA	FT%	OFF	DEF	TOT	AVG	PF	FO	A	TO	BLK	STL	PTS
2020-21	NichSt	5-0	15/3.0	0-3	.000	0-1	.000	0-0	.000	0	1	1	0.2	0-0	0	1	0	1	0	0.0
2021-22	NichSt	2-0	10/4.9	1-3	.333	0-1	.000	0-0	.000	0	0	0	0.0	2-0	1	1	0	1	2	1.0
2022-23	NichSt	4-0	21/5.1	3-6	.500	1-3	.333	4-4	1.000	0	4	4	1.0	4-0	4	2	0	0	11	2.8
TOTAL		11-0	46/4.1	4-12	.333	1-5	.200	4-4	1.000	0	5	5	0.5	6-0	5	4	0	2	13	1.2

Single Game Highs

Statistic	Value	
Points	5	vs Champion Chris. 11/29/22
Rebounds	2	vs Champion Chris. 11/29/22, vs Trinity Baptist 12/19/22
Assists	2	vs Champion Chris. 11/29/22
Steals	1	vs Carver 01/24/21, vs Carver 11/12/21
FG Made	1	4 times
FG Attempts	3	vs Champion Chris. 11/29/22
3FG Made	1	vs Champion Chris. 11/29/22
3FG Attempts	2	vs Champion Chris. 11/29/22
FT Made	2	vs Jarvis Christian 11/22/22, vs Champion Chris. 11/29/22
FT Attempts	2	vs Jarvis Christian 11/22/22, vs Champion Chris. 11/29/22



NCAA STAT RANKINGS - TEAM

Statistic	National Rank	Conference Rank	Value	National Leader	Value	Conference Leader	Value
Assist/Turnover Ratio (352 ranked)	186	4	1.04	Penn St.	1.87	A&M-Corpus Christi	1.16
Assists Per Game (352 ranked)	79	3	15.3	Xavier	21.2	Houston Christian	16.0
Bench Points per game (352 ranked)	144	5	22.33	Sam Houston	40.75	Southeastern La.	33.69
Blocks Per Game (352 ranked)	233	3	2.8	Auburn	7.1	Lamar University	3.4
Effective FG pct (352 ranked)	132	3	0.525	Arizona	0.600	Houston Christian	0.538
Fastbreak Points (352 ranked)	22	1	16.17	High Point	21.17	Nicholls	16.17
Field Goal Percentage (352 ranked)	123	2	46.1	Arizona	53.2	Houston Christian	47.1
Field Goal Percentage Defense (352 ranked)	246	1	44.1	Houston	32.7	Nicholls	44.1
Fouls Per Game (352 ranked)	350	9	22.9	Notre Dame	11.9	Lamar University	14.1
Free Throw Attempts Per Game (352 ranked)	159	3	18.1	UTRGV	28.6	New Orleans	18.8
Free Throw Percentage (352 ranked)	303	7	65.9	Villanova	83.3	A&M-Corpus Christi	77.2
Free Throws Made Per Game (352 ranked)	215	5	11.9	New Mexico	20.4	A&M-Corpus Christi	14.4
Rebound Margin (352 ranked)	267	5	-1.5	Purdue	12.2	Houston Christian	1.0
Rebounds (Defensive) Per Game (352 ranked)	262	2	24.17	Alabama	32.75	A&M-Corpus Christi	24.33
Rebounds (Offensive) Per Game (352 ranked)	128	6	11.17	Marshall	15.54	Northwestern St.	13.92
Rebounds Per Game (352 ranked)	200	3	35.33	Alabama	47.58	Lamar University	37.15
Scoring Defense (352 ranked)	261	2	72.3	Houston	49.8	UIW	70.4
Scoring Margin (352 ranked)	125	1	7.3	Sam Houston	27.8	Nicholls	7.3
Scoring Offense (352 ranked)	48	1	79.7	James Madison	93.2	Nicholls	79.7
Steals Per Game (352 ranked)	8	1	10.8	Missouri	12.8	Nicholls	10.8
Three Point Attempts Per Game (352 ranked)	112	3	23.8	Cornell	33.0	Northwestern St.	24.7
Three Point Percentage (352 ranked)	134	5	34.7	Utah St.	43.5	Southeastern La.	38.1
Three Point Percentage Defense (352 ranked)	15	1	27.2	Tennessee	20.1	Nicholls	27.2
Three Pointers Per Game (352 ranked)	111	4	8.2	Liberty	12.3	Southeastern La.	8.8
Turnover Margin (352 ranked)	18	2	4.8	UNLV	8.3	Northwestern St.	5.6
Turnovers Forced Per Game (352 ranked)	8	1	19.50	UNLV	21.33	Nicholls	19.50
Turnovers Per Game (352 ranked)	300	5	14.8	Penn St.	8.6	Northwestern St.	11.4
Winning Percentage (352 ranked)	201	2	50.0	UConn	100.0	Northwestern St.	66.7
				New Mexico	100.0		
				Purdue	100.0		



NCAA STATS RANKINGS - INDIVIDUALS

Statistic	Player	National Rank	Conference Rank	Value	National Leader	Value	Conference Leader	Value
Assist/Turnover Ratio (350 ranked)	Micah Thomas	24	1	3.06	Jalen Pickett, Penn St.	4.65	Micah Thomas, Nicholls	3.06
Assists (332 ranked)	Micah Thomas	108	2	52	Yuri Collins, Saint Louis	134	Boogie Anderson, Southeastern La.	58
Assists Per Game (348 ranked)	Micah Thomas	106	2	4.3	Yuri Collins, Saint Louis	10.3	Boogie Anderson, Southeastern La.	4.5
Blocks (325 ranked)					Jamarion Sharp, Western Ky.	49	Bonke Maring, Houston Christian	15
Blocks Per Game (343 ranked)					Jamarion Sharp, Western Ky.	4.45	Bonke Maring, Houston Christian	1.15
Double Doubles (288 ranked)	Caleb Huffman Marek Nelson Manny Littles	288 288 288	6 6 6	1 1 1	Joel Soriano, St. John's (NY)	11	Isaac Mushila, A&M-Corpus Christi	5
Field Goal Attempts (340 ranked)	Latrell Jones	319	7	135	Antoine Davis, Detroit Mercy	270	Demarcus Sharp, Northwestern St.	190
Field Goal Percentage (340 ranked)	Caleb Huffman Latrell Jones	48 192	2 5	58.3 46.7	Ryan Kalkbrenner, Creighton	76.1	Bonke Maring, Houston Christian	59.7
Field Goals (328 ranked)	Caleb Huffman Latrell Jones	85 285	3 6	77 63	Sam Sessoms, Coppin St.	132	Bonke Maring, Houston Christian	83
Free Throw Attempts (325 ranked)	Latrell Jones	162	2	56	Jaden House, High Point Justin Johnson, UTRGV	103 103	Isaac Mushila, A&M-Corpus Christi	57
Free Throw Percentage (349 ranked)					Walter Clayton Jr., Iona	97.8	Brycen Long, Houston Christian	89.5
Free Throws (333 ranked)	Latrell Jones	221	2	39	Drew Pember, UNC Asheville	81	Isaac Mushila, A&M-Corpus Christi	49
Minutes Per Game (349 ranked)					Daryl Banks III, St. Bonaventure	39:11	Ja'Monta Black, Northwestern St.	34:07
Points (342 ranked)	Latrell Jones Caleb Huffman	228 233	5 6	186 185	Sam Sessoms, Coppin St.	353	Nate Calmese, Lamar University	208
Points Per Game (349 ranked)	Latrell Jones Caleb Huffman	196 201	3 4	15.5 15.4	Jordan Walker, UAB	24.6	Demarcus Sharp, Northwestern St.	16.3
Rebounds (326 ranked)	Manny Littles	193	4	85	Joel Soriano, St. John's (NY)	164	Christian Shumate, McNeese	124
Rebounds (Defensive) Per Game (349 ranked)	Manny Littles	87	3	5.70	Joel Soriano, St. John's (NY)	8.62	Christian Shumate, McNeese	6.08
Rebounds (Offensive) Per Game (341 ranked)	Manny Littles	85	4	2.80	Zach Edey, Purdue	5.55	Isaac Mushila, A&M-Corpus Christi	4.00
Rebounds Per Game (350 ranked)	Manny Littles	57	3	8.5	Zach Edey, Purdue	13.9	Isaac Mushila, A&M-Corpus Christi	9.8
Steals (302 ranked)	Caleb Huffman Latrell Jones	17 166	1 10	30 20	Malique Jacobs, Kent St.	42	Caleb Huffman, Nicholls	30
Steals Per Game (331 ranked)	Caleb Huffman Latrell Jones	18 165	1 9	2.50 1.67	Malique Jacobs, Kent St.	3.50	Caleb Huffman, Nicholls	2.50
Three Point Attempts (337 ranked)					Antoine Davis, Detroit Mercy	135	Ja'Monta Black, Northwestern St.	110
Three Point Percentage (114 ranked)					Grant Sherfield, Oklahoma	56.5	Jordan Johnson, New Orleans	45.5
Three Pointers Per Game (350 ranked)					Darius McGhee, Liberty	4.77	Ja'Monta Black, Northwestern St.	3.45
Total 3-point FGM (322 ranked)					Darius McGhee, Liberty	62	Ja'Monta Black, Northwestern St. Brycen Long, Houston Christian	38 38
Triple Doubles (1 ranked)					16 players tied	1		



LAST FOUR BOX SCORES

Trinity Baptist - 46 Record: 0-4

NO. Name	Min	FG	3P	FT	Rebounds	Fouls	TP	AS	TO	ST	Blocks	+/-
		M/A	M/A	M/A	OR DR TOT	PF FD					BS BA	
4 Marc-Joubert Maisonnat	17:08	1-3	0-1	0-0	2 2 2	5 1	2	1	5	1	0 0	-27
5 Xavier Rose	28:53	0-0	0-0	0-0	2 2 2	0 2	0	2	3	0	0 0	-35
11 Michael West	20:19	1-5	0-2	0-0	1 0 1	0 1	2	0	5	0	0 0	-37
25 Zach Kladii	25:48	3-5	0-0	0-2	1 4 5	2 1	6	2	3	2	0 1	-37
33 Fausto Alvarez	21:04	3-3	0-0	0-4	2 2 2	3 5	6	1	2	1	0 0	-15
1 Jacquez Anderson	07:36	0-3	0-1	0-0	1 1 1	2 0	0	0	0	0	0 0	-7
10 Ian Kennedy	10:16	0-3	0-2	0-0	0 1 1	0 0	0	1	0	0	0 0	-10
21 Jace Spinelli	19:17	5-11	2-7	5-6	0 0 0	2 1	17	1	1	0	1 0	-2
22 Will Mosbach	12:39	0-1	0-0	1 1 2	0 1 1	0 0	0	0	0	0	0 0	-25
3 Ethan Elliott	15:27	2-7	1-3	0-0	0 3 3	2 0	5	0	0	0	0 0	-15
50 Brandon Hill	03:46	0-3	0-0	0-0	1 0 1	0 1	0	0	0	0	0 0	-18
30 Gavin Korth-Loder	17:47	2-5	2-3	2-2	1 3 4	1 1	8	0	1	0	1 1	-6
Team		0 2 2			0 2 2		0	2				
Totals		17-49	5-19	7-14	5 21 26	17 14	46	8	22	4	2 4	-44

Shooting By Period
1st FG%: 5-22 22.7%
3PT%: 0-7 0.0%
FT%: 2-5 40%
2nd FG%: 12-27 44.4%
3PT%: 5-12 41.7%
FT%: 5-9 55.6%
GM FG%: 17-49 34.7%
3PT%: 5-19 26.3%
FT%: 7-14 50.0%
Dead Ball Rebounds: 2-0

Technical Fouls: NONE

Nicholls - 66 Record: 5-6

NO. Name	Min	FG	3P	FT	Rebounds	Fouls	TP	AS	TO	ST	Blocks	+/-
		M/A	M/A	M/A	OR DR TOT	PF FD					BS BA	
0 Marek Nelson	31:19	5-8	0-2	2-3	2 3 5	4 4	12	1	0	2	0 1	-3
13 Mekhi Collins	10:41	0-0	0-0	0-0	0 0 0	3 1	0	0	0	1	0 0	-1
3 Micah Thomas	30:36	3-13	2-8	0-0	1 3 4	4 2	8	5	1	0	1 1	1
4 Caleb Huffman	20:42	5-8	2-4	0-0	0 2 2	0 0	12	0	1	0	0 0	-6
11 Latrell Jones	33:52	5-15	1-4	4-4	2 6 8	3 2	15	2	3	0	0 3	-1
5 Pierce Spencer	26:01	3-12	1-7	0-0	3 2 5	4 3	7	2	1	2	1 1	7
10 Ryan Maxwell	04:44	0-0	0-0	0-0	0 0 0	4 0	0	0	0	0	0 0	3
22 Manny Littles	27:37	4-6	0-1	3-2	5 4 2	8 8	2	0	0	0	0 0	-2
15 Lance-Amir Paul	11:51	2-2	0-0	1-1	0 0 0	3 1	4	0	0	0	0 0	-7
2 Tyrese Terrill	00:34	0-0	0-0	0-0	0 0 0	0 0	0	0	0	0	0 0	-1
23 Edoardo Del Cadia	01:42	0-0	0-0	0-0	0 0 0	0 0	0	0	0	0	0 0	1
21 Jalen White	00:21	0-0	0-0	0-0	0 0 0	0 0	0	0	0	0	0 0	-1
Team		1 1 2			0 0 0		0	3				
Totals		27-64	6-25	6-9	12 19 31	29 15	66	12	15	7	1 6	-2

Shooting By Period
1st FG%: 14-32 43.8%
3PT%: 2-9 22.2%
FT%: 0-2 0%
2nd FG%: 13-32 40.6%
3PT%: 4-16 25.0%
FT%: 6-7 85.7%
GM FG%: 27-64 42.2%
3PT%: 6-25 24.0%
FT%: 6-9 66.7%
Dead Ball Rebounds: 0-1

Technical Fouls: Jones 1st 15:55

Nicholls - 90 Record: 6-6

NO. Name	Min	FG	3P	FT	Rebounds	Fouls	TP	AS	TO	ST	Blocks	+/-
		M/A	M/A	M/A	OR DR TOT	PF FD					BS BA	
0 Marek Nelson	20:55	4-5	0-1	4-6	0 4 4	1 3	12	3	0	0	0 0	42
13 Mekhi Collins	18:56	2-4	0-0	2-7	4 3 7	0 5	6	1	0	0	0 0	26
3 Micah Thomas	21:44	1-5	1-4	0-0	0 0 0	0 3	8	1	0	0	0 0	38
4 Caleb Huffman	18:26	8-9	3-3	0-0	1 2 3	1 1	19	2	0	3	0 0	28
11 Latrell Jones	16:46	3-8	1-2	5-7	1 0 1	1 3	12	2	0	3	1 1	27
5 Pierce Spencer	04:08	0-1	0-1	0-0	0 0 0	0 0	0	0	1	0	0 0	2
22 Manny Littles	21:31	5-9	0-1	0-0	8 10 16	0 1	10	2	2	1 1	0 0	22
10 Ryan Maxwell	14:55	0-3	0-0	0-0	1 1 1	3 0	0	0	1	2	1 0	5
2 Tyrese Terrill	16:37	1-4	1-3	0-0	1 1 1	2 0 3	0	0	0	0	0 0	4
21 Jalen White	12:41	2-4	0-0	0-1	1 1 1	0 6	0	0	0	0	0 0	17
15 Lance-Amir Paul	15:50	4-5	1-1	4-4	0 3 3	2 2	13	2	2	2	0 1	12
23 Edoardo Del Cadia	05:34	0-4	0-3	1-2	1 1 2	3 2	1	0	2	0	0 0	-4
24 Quinn Strander	08:24	1-2	0-1	0-0	0 2 2	1 0	2	1	1	0	0 0	-3
14 Taylor Blanchard	03:33	1-1	1-1	0-0	0 1 1	0 0	3	0	0	0	0 0	4
Team		2 3 5			0 0 0		0	0				
Totals		32-64	10-25	16-26	15 32 47	15 17	90	21	10	12	4 2	44

Shooting By Period
1st FG%: 21-36 58.3%
3PT%: 6-12 50.0%
FT%: 5-7 71.4%
2nd FG%: 11-28 39.3%
3PT%: 4-13 30.8%
FT%: 11-19 57.9%
GM FG%: 32-64 50.0%
3PT%: 10-25 40.0%
FT%: 16-26 61.5%
Dead Ball Rebounds: 6-0

Technical Fouls: Del Cadia 2nd 3:38

Mississippi St. - 68 Record: 11-0

NO. Name	Min	FG	3P	FT	Rebounds	Fouls	TP	AS	TO	ST	Blocks	+/-
		M/A	M/A	M/A	OR DR TOT	PF FD					BS BA	
0 D.J. Jeffries	32:37	3-10	0-2	3-4	2 4 6	1 3	9	3	2	1	1 0	-6
1 Tou Smith	19:46	4-8	0-0	7-8	4 4 8	4 8	15	0	4	2	0 0	1
4 Cameron Matthews	27:47	0-0	0-0	3-5	0 5 5	4 3	3	0	2	2	0 0	7
10 Dashawn Davis	32:07	3-10	1-4	7-8	1 2 3	1 4	14	6	4	1	0 1	6
11 Eric Reed, Jr.	27:01	2-8	1-5	3-4	1 1 5	2 3	8	0	1	0	0 0	8
2 Jamel Horton Jr.	08:25	0-0	0-0	0-0	0 2 2	1 1	0	3	2	0	0 0	-5
14 Tyler Stevenson	17:20	6-7	0-0	2-2	1 2 3	2 3	14	0	2	0	1 0	-7
13 Will McNair Jr.	20:14	1-3	0-1	3-4	1 3 4	0 2	5	1	1	1	1 0	1
5 Kimani Hamilton	03:54	0-1	0-1	0-0	0 0 0	0 0	0	0	1	0	0 0	-5
12 KeShawn Murphy	10:49	0-2	0-1	0-0	0 3 3	1 1	0	0	1	0	1 0	10
Team		0 2 2			0 0 0		0	0				
Totals		19-49	2-14	28-35	13 28 41	16 28	68	16	18	7	1 2	22

Shooting By Period
1st FG%: 7-26 26.9%
3PT%: 0-8 0.0%
FT%: 13-16 81.3%
2nd FG%: 12-23 52.2%
3PT%: 2-6 33.3%
FT%: 15-19 78.9%
GM FG%: 19-49 38.8%
3PT%: 2-14 14.3%
FT%: 28-35 80.0%
Dead Ball Rebounds: 4-0

Technical Fouls: Jeffries 1st 15:55

TBC NICH

Biggest lead	1 (1st 18:15)	53 (2nd 11:33)
Best Scoring Run	10 (2nd 4:50)	13 (1st 1:53)
Lead Changes	2	
Times Tied	0	
Time with Lead	00:30	39:17

Points from TBC NICH
Turnovers 5 26
Paint 14 38
Second Chance 2 10
Fast Breaks 2 20
Bench 30 38

Period by Period Scoring
1st 2nd TOT
TBC 12 34 46
NICH 53 37 90

NIC MSU

Biggest lead	8 (1st 7:34)	12 (2nd 12:28)
Best Scoring Run	8 (1st 15:13)	8 (2nd 13:59)
Lead Changes	4	
Times Tied	2	
Time with Lead	16:46	20:26

Points from NIC MSU
Turnovers 10 13
Paint 34 24
Second Chance 15 10
Fast Breaks 11 13
Bench 19 19

Period by Period Scoring
1st 2nd TOT
NIC 30 36 66
MSU 27 41 68

Southeastern La. - 73 Record: 5-6 (0-1)

NO. Name	Min	FG	3P	FT	Rebounds	Fouls	TP	AS	TO	ST	Blocks	+/-
		M/A	M/A	M/A	OR DR TOT	PF FD					BS BA	
15 Brody Rowbury	28:06	2-4	0-0	5-8	2 8 10	5 7	9	1	2	0	1 0	-12
12 Roscoe Eastmond	24:41	3-7	0-2	0-0	0 0 0	3 2	6	2	1	1	1 0	-18
11 Boogie Anderson	35:31	8-12	0-0	1-2	1 3 4	3 1	17	2	4	3	0 2	-7
20 Alec Woodard	17:07	0-3	0-1	0-0	1 0 1	0 2	0	0	2	1	0 0	-7
24 Christian Agnew	29:53	8-17	3-9	3-6	0 5 5	1 3	22	0	2	2	0 0	-7
12 Matt Strange	14:56	2-3	1-2	2-2	0 1 1	0 1	7	0	0	0	0 0	-16
22 Nick Caldwell	16:16	1-1	0-0	3-4	2 2 4	2 2	5	1	2	0	1 0	-11
0 Sami Pissis	18:04	0-3	0-2	4-4	0 0 0	4 2	4	2	1	0	0 0	-2
10 Mehdi Pissis	15:26	1-5	1-5	0-0	0 2 2	3 0	3	1	0	0	0 0	5
Team		2 1 3			0 0 0		0	0				
Totals		25-55	5-21	18-26	8 22 30	21 20	73	9	14	7	3 2	-15

Shooting By Period
1st FG%: 10-27 37.0%
3PT%: 0-8 0.0%
FT%: 6-10 60%
2nd FG%: 15-28 53.6%
3PT%: 5-13 38.5%
FT%: 12-16 75%
GM FG%: 25-55 45.5%
3PT%: 5-21 23.8%
FT%: 18-26 69.2%
Dead Ball Rebounds: 4-0

Technical Fouls: Anderson 1st 2:16 Pissis 1st 4:40

Rust - 65 Record: 0-0

NO. Name	Min	FG	3P	FT	Rebounds	Fouls	TP	AS	TO	ST	Blocks	+/-
		M/A	M/A	M/A	OR DR TOT	PF FD					BS BA	
2 Jonathon Bentley	28:13	3-10	2-8	2-2	0 2 2	2 2	10	2	1	0	0 1	-28
3 Keshon Tabb	34:20	2-11	1-8	3-3	1 3 4	4 8	8	7	5	3	0 0	-17
5 Davonte Craven	39:00	8-16	0-1	5-9	0 3 3	1 6	21	0	4	2	1 1	-23
12 Cathadious Moore	26:59	3-4	0-0	1-3	2 5 7	3 2	7	0	2	2	1 0	-12
24 Xavier Evans	09:46	0-0	0-0	0-0	0 2 2	2 1	0	0	3	1	0 0	-11
31 Kalab Hunt	09:48	0-2	0-2	0-1	0 0 0	1 1	0	0	0	0	0 0	1
33 J'Quan Ivory	06:28	1-1	0-0	0-0	0 3 3	1 0	2	0	2	0	0 0	-12
14 K'Lon Williams	19:37	3-4	1-2	2-4	0 1 1	1 4	9	1	1	1	0 0	3
15 Jeremiah Maldonado	16:59	1-2	1-2	2-2	0 0 0	1 2	5	1	0	0	0 0	-3
4 Keron Bailey	03:22	0-0	0-0	0-0	0 0 0	1 0	0	0	0	1	0 0	4
25 Kris Huntsman	05:28	1-1	0-0	1-1	0 1 1	0 1	3	0	0	0	0 0	-5
Team		2 3 5			0 0 0		0	0				
Totals		22-51	5-23	16-25	5 23 28	16 23	65	13	19	10	2 3	-20

Shooting By Period
1st FG%: 14-27 51.9%
3PT%: 6-10 60.0%
FT%: 11-15 73.3%
2nd FG%: 14-28 50.0%
3PT%: 6-13 46.2%
FT%: 9-16 56.3%
GM FG%: 28-55 50.9%
3PT%: 12-23 52.2%
FT%: 20-31 64.5%
Dead Ball Rebounds: 5-0

Technical Fouls: NONE

Nicholls - 88 Record: 5-5 (1-0)

NO. Name	Min	FG	3P	FT	Rebounds	Fouls	TP	AS	TO	ST	Blocks	+/-
		M/A	M/A	M/A	OR DR TOT	PF FD					BS BA	
0 Marek Nelson	24:48	2-8	1-4	3-4	0 4 4	1 4	8	2	3	2	1 2	15
22 Manny Littles	21:35	7-8	1-1	0-0	2 4 6	4 0	15	1	1	0	1 0	

BROADCAST CHART



0 MAREK NELSON

6-7 • 200 • Forward • Gr. Plano, Texas // UTRGV



1 JOSH LEBLANC, SR.

6-7 • 230 • Forward • Sr. Baton Rouge, La. // UAB



2 TYREASE TERRELL

6-4 • 165 • Guard • Sr. Slidell, La. // Northshore HS




3 MICAH THOMAS

6-0 • 170 • Guard • Jr. Oklahoma City, Okla. // Indiana St.



4 CALEB HUFFMAN

6-4 • 185 • Guard • 5th Broken Arrow, Okla. // Central Mich.



5 PIERCE SPENCER

6-3 • 175 • Guard • Jr. Porter, Texas // Lake Creek HS



10 RYAN MAXWELL

6-7 • 250 • Forward • So. Jacksonville, Ark. // Jacksonville



11 LATRELL JONES

6-5 • 180 • Guard • 5th New Orleans, La. // Portland




13 MEKHI COLLINS

6-8 • 225 • Forward • So. Cedar Hill, Texas // Faith Family




14 TAYLOR BLANCHARD

6-5 • 165 • Forward • Jr. Morgan City, La. // Central Catholic



15 LANCE-AMIR PAUL

6-0 • 180 • Guard • r-Jr. Kingston, Jamaica // Gannon



21 JALEN WHITE

6-4 • 180 • Guard • Jr. Pasadena, Texas // Ohio



22 MANNY LITTLES

6-7 • 215 • Forward • 5th Lanett, Ala. // North Alabama



23 EDOARDO DEL CADIA

6-8 • 240 • Forward • r-Sr. Senigallia, Italy // UNLV



24 QUINN STRANDER

5-10 • 175 • Guard • Jr. Thibodaux, La. // E.D. White



HC AUSTIN CLAUNCH

Head Coach // 5th Season



AH NICK BOWMAN

Associate Head Coach // 5th



AC DARION BROWN

Assistant Coach // 2nd



AC JOEY BROOKS

Assistant Coach // 3rd



OP STEVIE REPICHOWSKI

Director of Ops // 2nd

