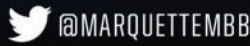




INSIDE MARQUETTE BASKETBALL



Game #8 - Marquette (5-2, 0-0 BIG EAST) vs. No. 6 Baylor (5-1, 0-0 Big 12)

TIP-OFF: 7:30 p.m. CT

LOCATION: Fiserv Forum - Milwaukee, Wis.

TV: FS1 features the national broadcast, with Jason Benetti (play-by-play) and Bill Raftery (analyst) on the call.

RADIO: 94.5 ESPN is the flagship of the MU Radio Network, with Steve "Homer" True (play-by-play) and Tony Smith (analyst).

MU CONTACT INFO: Scott Kuykendall handles the communications duties for MU and can be reached at 414.807.3490 or scott.kuykendall@mu.edu.

The Marquette University men's basketball team (5-2, 0-0 BIG EAST) continues its season-long, four-game homestand Tuesday night when the squad hosts nationally ranked Baylor (5-1, 0-0 Big 12) at 7:30 p.m. CT. FS1 features the national television broadcast, with Jason Benetti (play-by-play) and Bill Raftery (analyst) calling the action. Following Tuesday's outing, the Golden Eagles host rival Wisconsin on Saturday, Dec. 3 at 3:30 p.m. CT.

Tuesday's Game Opens Big 12-BIG EAST Battle

Marquette's matchup with Baylor is the first of 10 games this season in the Big 12-BIG EAST Battle series, now in its fourth season.

The games begin Nov. 29 and conclude Dec. 4 when West Virginia faces Xavier. Marquette is 2-1 all-time in the event, defeating Kansas State twice (W, 73-65 - 12/7/19 | W, 64-63 - 12/8/21) and falling to Oklahoma State (L, 70-62 - 12/1/20).

Marquette is 1-1 all-time against Baylor, most recently claiming a 72-68 win in overtime on Dec. 11, 1999 to conclude a home-and-home series. The Bears earned a 74-64 win on Dec. 19, 1998 in Waco.

Prosper Doubles Up For First Time

Already in possession of a career-best 31-point effort earlier this season against LIU, forward Olivier-Maxence Prosper picked up another personal-best performance Saturday night against Chicago State.

Prosper collected his first-career double-double, finishing with 18 points and 11 rebounds in 31 minutes of action. His rebound total marked a career high and he finished 6-of-12 from the floor and four of his boards came at the offensive end.

For the season, Prosper is shooting 54.7 percent from the floor and is second on the roster in rebounding (5.4 rpg.).

Freshman Duo Having Impact At Both Ends

Freshman guards Sean Jones and Chase Ross have both had impact moments early on in 2022-23 and as a result have seen increased minutes in recent outings.

Jones netted a personal-best 11 points in the win over Georgia Tech and has played 20-or-more minutes in each of the last two outings. Ross also owns a double-figure game (11, vs. CMU), but had his best all-around game to date vs. Chicago State, finishing with eight points, five rebounds, two steals and an assist in 22 minutes of action.

MU SCOREBOARD

DATE	OPPONENT	RESULT/TIME
Nov. 7	Radford	FS1 W, 79-69
Nov. 10	Central Michigan	FS2 W, 97-73
Nov. 15	at Purdue	FS1 L, 75-70
Nov. 17	LIU	FS2 W, 95-58
Rocket Mortgage Tip-Off		
Nov. 21	vs. Mississippi St.	FS1 L, 58-55
Nov. 23	vs. Georgia Tech	FS1 W, 84-60
Nov. 26	Chicago St.	FS2 W, 82-68
Nov. 29	Baylor	FS1 7:30 p.m.
Dec. 3	Wisconsin	FS1 3:30 p.m.
Dec. 6	NC Central	FS1 7:30 p.m.
Dec. 11	at Notre Dame	ESPN2 3 p.m.
Dec. 16	Creighton *	FS1 7:30 p.m.
Dec. 20	at Providence *	CBSSN 6 p.m.
Dec. 27	Seton Hall *	FS1 7 p.m.
Dec. 31	at Villanova *	FS1 1 p.m.
Jan. 3	at St. John's *	FS1 5:30 p.m.
Jan. 7	Georgetown *	FS1 1 p.m.
Jan. 11	UConn *	CBSSN 6 p.m.
Jan. 15	at Xavier *	FOX TBA
Jan. 18	Providence *	CBSSN 8 p.m.
Jan. 21	at Seton Hall *	CBSN 3 p.m.
Jan. 28	at DePaul *	FS1 1 p.m.
Feb. 1	Villanova *	FS1 7:30 p.m.
Feb. 4	Butler *	FS1 1 p.m.
Feb. 7	at UConn *	FS1 5:30 p.m.
Feb. 11	at Georgetown *	FS1 11 a.m.
Feb. 15	Xavier *	CBSSN 6 p.m.
Feb. 21	at Creighton *	FS1 7:30 p.m.
Feb. 25	DePaul *	FS1 6:30 p.m.
Feb. 28	at Butler *	FS1 5:30 p.m.
Mar. 4	St. John's *	FOX/FS1 TBA
BIG EAST Tournament		
Mar. 8	First Round	FS1 TBA
Mar. 9	Quarterfinals	FS1 TBA
Mar. 10	Semifinals	FS1 TBA
Mar. 11	Final	FS1 TBA

*Indicates BIG EAST Conference game
Top-25 rankings as of time game was played
All times are Central*

2022-23 Marquette Game Notes

Page 2

INJURY REPORT

PLAYER (INJURY)	STATUS
Emarion Ellis (leg)	Out
Zach Wrightsil (knee)	Doubtful

MARQUETTE IN THE BIG EAST STATS

through games of 11/27/22

TEAM

SCORING OFFENSE:	5th (80.3)
SCORING DEFENSE:	4th (65.9)
FT PERCENTAGE:	11th (68.3)
FG PERCENTAGE:	6th (46.5)
ASSISTS:	t1st (19.1)
STEALS:	2nd (9.1)
BLOCKED SHOTS:	10th (3.6)
FG Pct. DEFENSE:	3rd (39.7)
OFFENSIVE REBOUNDS:	t8th (9.6)
DEFENSIVE REBOUNDS:	t3rd (27.4)
3-PT FG'S MADE:	3rd (63)

INDIVIDUAL

SCORING

Kam Jones.....t17th (13.3 ppg.)

REBOUNDING

Oso Ighodaro.....t17th (6.0 rpg.)

3-PT FIELD GOALS MADE

Kam Jones.....t3rd (2.4)

David Joplin.....t6th (2.3)

ASSISTS

Tyler Kolek.....1st (7.9 app.)

Oso Ighodaro.....11th (3.4 app.)

MU IN THE NBA

Marquette has a strong tradition of success in the NBA with 57 all-time draft selections.

The program is currently represented by head coach Doc Rivers (76ers) and players Jimmy Butler (Heat), Jamal Cain (Heat), Wesley Matthews (Bucks) and Juan Toscano-Anderson (Lakers).

DEFLECTION LEADERS

Head coach Shaka Smart and his staff place an emphasis on the number of deflections the team collects on a per game basis, with the target goal each outing a total of 32. In seven games this season, Marquette has averaged 34.7 deflections per game (243 total) and met or surpassed its goal of 32 in each of the team's victories.

Oso Ighodaro.....	44
Stevie Mitchell.....	38
Kam Jones.....	35
Olivier-Maxence Prosper.....	28
Chase Ross.....	22

LAST GAME STARTERS

NAME	POS.	PPG.	RPG.	APG.	FG%	FT%
Tyler Kolek	G	9.1	4.7	7.9	.412	.813
Kam Jones	G	13.3	3.7	2.1	.420	.800
Stevie Mitchell	G	7.7	3.1	1.4	.432	.643
Olivier-Maxence Prosper	F	12.7	5.4	0.7	.547	.667
Oso Ighodaro	F	10.7	6.0	3.4	.618	.412

Ighodaro Embracing Starting Assignment

After appearing in just five games in an injury-shortened 2020-21 campaign, junior forward Oso Ighodaro appeared in all 32 outings as a reserve behind Kur Kuath last season.

With Kuath's graduation, Ighodaro has moved into the starting lineup in 2022-23 and continues to impress with his consistent development.

His most recent standout performance resulted in a double-double against Georgia Tech, the second of his career. He finished with 10 points and 10 rebounds in 31 minutes of action and blocked a career-best five shots. Ighodaro also had a team-best 10 deflections in the game, collecting a "Marquette" triple-double in the process.

For the season, Ighodaro is contributing 10.7 points, 6.0 rebounds and 3.4 assists per game while shooting 61.8 percent from the floor.

Oso On The Rise

	2021-22	2022-23
Points Per Game	5.5	10.7
Rebounds Per Game	3.3	6.0
Assists Per Game	0.9	3.4
Minutes Per Game	18.4	28.3
Starts	0	7

Kam Jones Named To All-Tourney Team

Marquette guard Kam Jones was the lone Golden Eagle named to the Rocket Mortgage Fort Myers Tip-Off All-Tournament Team after helping the team to a third-place finish on Wednesday.

The Memphis, Tennessee, native averaged 16.5 points per game in a pair of outings, shooting 46.2 percent from the field and also chipped in 1.5 rebounds and 1.5 assists per contest.

He was also named to the BIG EAST Weekly Honor Roll on Nov. 28 after averaging 16.0 points per game in three outings last week.

Prosper Joins Marquette's 30-Point List

Sophomore forward Olivier-Maxence Prosper netted a career-high 31 points in the Nov. 17 win over LIU, becoming the 36th player since 1963-64 to collect at least one 30-point effort for Marquette.

Prosper finished 11-of-12 from the floor overall and 3-of-3 from distance in just 20 minutes of action, surpassing his previous personal-best total of 22 points against Georgetown (1/7/22) last season.

The Montreal, Quebec, native is the first MU player to reach the mark since Justin Lewis' 33 points at Seton Hall on Jan. 26, 2022. All-time leading scorer Markus Howard netted 30-or-more points 29 times during his standout career, with Tony Smith and Travis Diener next on the list with seven times each.

Prosper's 31 points are the most by a BIG EAST player through Nov. 27.

Marquette Adds Trio Of Prep Standouts

Marquette has signed Al Amadou (Philadelphia, Pa./Springside Chestnut Hill Academy), Zaide Lowery (Springfield, Mo./La Lumiere School) and Tre Norman (Boston, Mass./Worcester Academy) to National Letters of Intent in its class of 2023 (ranked 18th in country by 247Sports.com).

2022-23 Marquette Game Notes

Page 3

PRONUNCIATIONS

Emarion Ellis	ee-MAR-ee-on
Oso Ighodaro	ig-uh-DAR-oh
Keeyan Itejere	KEE-en eh-TEE-zher-ay
Olivier Maxence-Prosper	oh-LIV-ee-ay MAX-ence PRAH-spur

COMMUNICATIONS

MBB SID:	Scott Kuykendall
Email:	scott.kuykendall@marquette.edu
Office Phone:	414-288-4794
Cell Phone:	414-807-3490
Website:	GoMarquette.com

CREDENTIALS

Single-game credential requests are available online at <http://www.sportssystem.com/Marquette>.

Requests will be confirmed or denied via email and may be picked up at the Media Entrance (6th Street between Juneau & Highland next to Loading Dock 6) of Fiserv Forum on game-day (beginning two hours prior to tip through the second media timeout of the first half).

Please contact Scott Kuykendall with any questions.

PARKING

Parking is NOT available to home and visiting members of the media. There are several parking structures available with-in walking distance of Fiserv Forum.

INTERVIEW POLICY

Please contact Scott Kuykendall to arrange an interview with head coach Shaka Smart, a member of the coaching staff or a player.

MU players will not disclose their home phone numbers or their cellphone numbers so please do not request that info. Players have been asked to politely decline interviews that have not been cleared with the MU Communications Office. All telephone interviews will take place from either the Communications office or the Men's Basketball Office. Player interviews will not be conducted on game days until standard postgame procedures occur.

Please contact Kuykendall if you wish to attend practice. MU practices are scheduled at various times on weekdays but are subject to change, so please contact communications in advance.

STARTING LINEUPS

<u>Kolek, K. Jones, Mitchell, Prosper, Ighodaro</u>	<u>5-2</u>
TOTAL	5-2

2022-23 MARQUETTE ROSTER

NO.	NAME	POS.	HT.	WT.	CL./EL.	HOMETOWN/HIGH SCHOOL/LAST SCHOOL
1	Kam Jones	G	6-4	195	So./So.	Memphis, Tenn./Evangelical Christian School <i>Named to BIG EAST All-Freshman Team in 2021-22 ... member of Fort Myers Tip-Off All-Tournament Team</i>
2	Emarion Ellis	G	6-5	200	So./So.	Davenport, Iowa/Assumption HS <i>Appeared in 14 games off the bench ... currently recovering from offseason knee surgery</i>
4	Stevie Mitchell	G	6-2	195	So./So.	Reading, Pa./Wilson HS <i>Saw action in all 32 games as a reserve in 2021-22 ... made first-career start against Radford (11/7)</i>
5	Chase Ross	G	6-4	195	Fr./Fr.	Dallas, Texas/Cushing Academy <i>Top-100 prep prospect ... scored 11 points in the win over CMU (11/10)</i>
10	Zach Wrightsil	F	6-7	215	Sr./Sr.	Prosper, Texas/Prosper HS/Loyola New Orleans <i>NAIA Player of the Year, leading team to 37-1 record and national title ... scored 2,104 points in three years</i>
11	Tyler Kolek	G	6-3	190	Jr./So.	Cumberland, R.I./St. George's School/George Mason <i>Has six-or-more assists in 6-of-7 games ... ranked first in BIG EAST and 2nd in nation in assists (7.9 apg.)</i>
12	Olivier-Maxence Prosper	F	6-8	230	Jr./So.	Montreal, Quebec/NBA Latin America/Clemson <i>Ranks 13th in the BIG EAST in steals per game (1.4) ... First career double-double vs. Chicago St.</i>
13	Oso Ighodaro	F	6-9	215	Jr./So.	Chandler, Ariz./Desert Vista HS <i>Made first-career start in the season opener against Radford (11/7) ... career-best six assists vs. LIU (11/17)</i>
21	Ben Gold	F	6-11	220	Fr./Fr.	Wellington, New Zealand/NBA Global Academy <i>First New Zealand native from NBA Global Academy in Australia to sign with NCAA DI program</i>
22	Sean Jones	G	5-10	175	Fr./Fr.	Gahanna, Ohio/Lincoln HS <i>Named OHSAA Division 1 Player of the Year in 2021-22 ... season-high 11 points vs. Georgia Tech (11/23)</i>
23	David Joplin	F	6-7	220	So./So.	Milwaukee, Wis./Brookfield Central HS <i>Shot 8-of-12 from the field and 6-of-10 from deep en route to career-best 23 points vs. CMU (11/10)</i>
25	Caleb Kozinski *	G	6-1	170	Fr./Fr.	Milwaukee, Wis./IMG Academy <i>Walk-on who joined the program in the summer of 2022</i>
40	Keeyan Itejere	F	6-9	215	So./Fr.	Knightdale, N.C./GRACE Christian School <i>Redshirted in 2021-22 to focus on development ... owns share of standing vertical jump record (36.5 inches)</i>
41	Jonah Lucas *	G	6-1	170	Fr./Fr.	West Lafayette, Ind./Harrison HS <i>Walk-on who joined the program in the summer of 2022 ... 1,000-point scorer in high school</i>
42	Michael Kennedy *	F	6-6	190	Sr./Jr.	Mequon, Wis./Homestead HS <i>Walk-on who has appeared in 11 career games ... Joined team in 2019-20</i>
51	RJ Walson *	G	6-0	200	So./So.	Chicago, Ill./Perspectives Math & Science Acad. <i>Walk-on who joined team in summer of 2021 ... Four-year letterwinner in high school</i>
54	Jake Ciardo *	G	6-2	170	So./Fr.	Germantown, Wis./Germantown HS <i>Walk-on who joined team in fall of 2022 ... Former team manager</i>
55	Cameron Brown *	G	6-1	195	So./So.	Plano, Texas/John Paul II High School <i>Walk-on who joined team in summer of 2021 ... First team all-district honoree ... Has played in four games</i>

* = walk-on

Head Coach	Shaka Smart (Kenyon College, 1999)
Assistant Coach	Neill Berry (SE Louisiana, 2003)
Assistant Coach	Cody Hatt (VCU, 2015)
Assistant Coach	DeAndre Haynes (Kent State, 2006)
Special Asst. To Head Coach	Nevada Smith (Bethany College, 2002)
Video Coordinator	Dayshawn Wells (Bowie State, 2018)
Director, Program Development	Tyler McDevitt (UNC Asheville, 2018)
Program Assistant	Mark Dixon (FIU, 2020)
Program Assistant	Donovan Theme (Wofford, 2020)

Amadou (6-9, 195) is the 113th-best prospect in the country according to 247Sports.com. He spent the 2021-22 campaign at Springside Chestnut Hill Academy in Philadelphia and helped the Blue Devils to a 16-8 overall record, earning All-Inter Academic League Second Team honors.

Lowery (6-5, 190) enters his first season at La Lumiere School in La Porte, Indiana, in 2022-23 after playing at Kickapoo High School in Springfield, Missouri, the previous two seasons. Lowery helped Kickapoo to the MSHSAA Class 6 state championship as a sophomore in 2020-21 and averaged 15.5 points and 7.1 rebounds per game as a junior in 2021-22.

Norman (6-4, 197) is a nationally ranked prospect (83rd – 247Sports.com, 91st – ESPN.com) from Worcester Academy in Massachusetts who helped the program to the NEPSAC Class AA championship in 2021-22 under head coach Jamie Sullivan. The Hilltoppers posted a 23-7 mark and Norman netted 17 points in the championship game.



SHAKA SMART

**Head Coach | Second Season
Kenyon College, 1999**

Shaka Smart was named the 18th head coach of the Marquette University men's basketball program on Friday, March 26, 2021.

In 12 seasons as a head coach at Virginia Commonwealth (2009-15) and Texas (2015-21), Smart guided the two programs to a total of eight NCAA Tournament appearances. Those trips were highlighted by a run from the First Four to the Final Four by VCU in 2011.

The 44-year-old Smart owns an overall record of 296-157 (.653) and has now guided nine teams to the NCAA tournament. He posted a record of 163-56 (.744) at VCU and five trips to the NCAA. While at Texas, the Longhorns were 109-86 (.559) and made NCAA appearances in 2016, 2018 and 2021. Texas claimed the National Invitation Tournament title in 2019.

During his career, Smart has coached a total of 10 NBA players, including two lottery picks and seven overall draft selections. A group of 28 student-athletes has earned all-conference accolades (43 total selections) and seven times a member of the program has claimed a league season-long specialty award (player of year, sixth man, top defensive player, most improved).

A four-year starter and three-year team captain at Kenyon College (Gambier, Ohio), Smart graduated magna cum laude in 1999 with a degree in history. He still holds the school single-season (184 in 1998-99) and career (542) records for most assists.

In his senior season, he earned All-North Coast Conference (NCAC) honors and was tabbed the league's Scholar Athlete of the Year. Smart was one of 20 students named to the 1999 USA Today All-USA Academic Team and earned a prestigious NCAA postgraduate scholarship.

Smart began his coaching career as an assistant at California University (Pa.) from 1999-2001. During his two seasons, the school recorded a 40-16 mark. While there, he also earned his master's degree in social science in 2001.

AT MARQUETTE (2021-PRES.)

In his first season with the Golden Eagles in 2021-22, Smart helped guide the program to a 19-win campaign, a NCAA tournament appearance and multiple team and individual accomplishments. Marquette earned a top-25 ranking after seven-straight BIG EAST victories and also claimed six wins against top-25 opponents, including three-straight decisions for the first time in school history. MU swept Villanova for the first time in 10 years and three players earned all-conference accolades, highlighted by Justin Lewis (Most Improved Player, All-BIG EAST First Team).

AT TEXAS (2015-21)

In 2020-21, Texas finished with an overall record of 19-8, including an 11-6 mark in the Big 12 Conference.

The Longhorns were ranked as high as fourth in the country and claimed the Big 12 Championship with a win over Oklahoma State. The team claimed the league's automatic bid to the NCAA Tournament with the victory and was seeded third in the East Region.

AT VCU (2009-15)

While at VCU, Smart posted an overall mark of 163-56 (.744) and guided the Rams to five NCAA Tournament appearances. The 163 wins tied him for the second-highest number of total victories during the first six years of a head coaching career in NCAA history. VCU and Duke were the only two programs in the country to record at least 26 wins in each of those six seasons during that time frame (2009-15).

VCU was one of only 11 schools in the nation to earn an NCAA Tournament bid in five straight years between 2011-15 (Cincinnati, Duke, Gonzaga, Kansas, Louisville, Michigan State, North Carolina, Ohio State, San Diego State and Wisconsin). During Smart's tenure, the Rams posted a 27-9 (.750) mark in postseason play and a 33-10 (.767) record in the month of March, including a 7-5 mark in five NCAA Tournament appearances. The Rams' NCAA appearance in 2015 marked the first time in school history VCU had advanced to the Big Dance five straight years, and the first time in the history of the Commonwealth of Virginia that a Division I basketball program had accomplished that feat.

During Smart's time at VCU, the Rams led the country in steals per game for three consecutive seasons (2011-12, 2012-13 and 2013-14) and ranked fourth nationally in 2014-15 (9.5 spg.). In 2012-13, VCU's 422 total steals shattered the Atlantic 10 single-season record of 352 set by Xavier in 1998-99. The 422 thefts marked the 18th-highest single-season total in NCAA Division I history. During the 2013-14 season, the Rams registered 391 steals, 21 more than any other squad.

Smart's tenure in VCU will be forever linked to the magical 2010-11 season, which saw the Rams advance to the NCAA Final Four for the first time in school history. VCU posted a 28-12 overall record, including a 12-6 mark in CAA play, and earned a No. 11 seed in the NCAA Tournament. Forced to play in a First Four game in Dayton, the Rams registered five consecutive upsets in what many experts called the greatest run to the Final Four in tourney history. Along the way, VCU defeated USC (59-46), Georgetown (74-56), Purdue (94-76), Florida State (72-71 OT) and Kansas (71-61).

VCU, which fell to Butler in the NCAA semifinals, finished the season ranked No. 6 in the final ESPN/USA Today Coaches poll, the highest in school and CAA history. Smart earned the Fritz Pollard and Clarence Gaines National Coach of the Year Awards.

OTHER COACHING EXPERIENCE

Prior to his time at VCU, Smart worked as an assistant under notable coaches Billy Donovan (Florida), Oliver Purnell (Clemson and Dayton) and Keith Dambrot (Akron). During his one year with Donovan at Florida, he helped lead the Gators to a 25-11 mark and a trip to the Postseason NIT quarterfinals in 2008-09. The 25 victories marked the fifth-highest number of wins in a single season in program history.

He served as an assistant coach under Purnell at Clemson for two seasons (2006-08). In that span, the Tigers posted a total of 49 wins and made back-to-back postseason appearances, including a NCAA Tournament berth in 2008.

Smart worked as an assistant at Akron for three years (2003-06). In his final season on the staff, he helped the Zips to a 23-10 record, marking the school's highest victory total since it became a Division I program in 1980-81.

He also worked for Purnell at Dayton as director of basketball operations for two seasons (2001-03). During that time, the Flyers registered a 45-17 mark and won the 2003 Atlantic 10 Championship. The 2002-03 squad posted a 24-6 record and earned a trip to the NCAA Tournament.

Year	School	Overall W-L	Conf W-L	Postseason
2009-10	VCU	27-9	11-7	CBI Champions
2010-11	VCU	28-12	12-6	NCAA Semifinals
2011-12	VCU	29-7	15-3	NCAA Round of 32
2012-13	VCU	27-9	12-4	NCAA Round of 32
2013-14	VCU	26-9	12-4	NCAA Round of 32
2014-15	VCU	26-10	12-6	NCAA Round of 64
2015-16	Texas	20-13	11-7	NCAA Round of 64
2016-17	Texas	11-22	4-14	(no postseason)
2017-18	Texas	19-15	8-10	NCAA Round of 64
2018-19	Texas	21-16	8-10	NIT Champions
2019-20	Texas	19-12	9-9	(no postseason)
2020-21	Texas	19-8	11-6	NCAA Round of 64
2021-22	Marquette	19-13	11-8	NCAA Round of 64
2022-23	Marquette	5-2	--	
Totals	14 seasons	296-157 (.653)	136-94 (.591)	9 NCAA, 1 NIT, 1 CBI

The Shaka Smart File

Birthdate: April 8, 1977

Hometown: Madison, Wis.

Education: Kenyon College (Gambier, Ohio); magna cum laude, bachelor's degree in history, 1999. California University (California, Pa.), master's degree in social science, 2001

Wife: Maya

Daughter: Zora

2022-23 Marquette Game Notes

Page 5

SHAKA SMART VS. ALL OPPONENTS

OPPONENT	ALL	MU	UT	VCU	H	A	N	OPPONENT	ALL	MU	UT	VCU	H	A	N	OPPONENT	ALL	MU	UT	VCU	H	A	N
Abilene Christian	0-1		0-1				0-1	Lipscomb	2-0		2-0		1-0		1-0	Toledo	1-0		1-0	1-0			
Akron	3-0			3-0	1-0	1-0	1-0	Long Beach State	2-0		1-0	1-0	1-0		1-0	Towson	4-0		4-0	2-0	2-0		
Alabama	3-1		2-0	1-1	2-0	1-1		LIU	1-0	1-0			1-0		1-0	Tulane	2-0		2-0	1-0	1-0		
Appalachian State	1-0		1-0		1-0			Longwood	1-0		1-0	1-0				UAB	3-1		2-0	1-1	3-0	0-1	
Arkansas	1-1		1-1				1-1	La.-Monroe	2-0		2-0		2-0			UCLA	1-1	0-1		1-0	0-1		1-0
Baylor	2-10		2-10		1-5	1-4	0-1	LSU	0-1		0-1		0-1			UT Arlington	2-1		2-1		2-1		
Belmont	3-0		3-0	2-0	1-0			Louisiana Tech	1-0		1-0		1-0			UTRGV	1-0		1-0		1-0		
Bethune-Cookman	1-0		1-0	1-0				Md.-Eastern Shore	1-0		1-0	1-0				UTSA	1-0		1-0		1-0		
Boston College	1-0		1-0			1-0		Massachusetts	3-1		3-1	2-0	0-1	1-0		Vanderbilt	1-0		1-0		1-0		
Boston University	1-0		1-0	1-0				McNeese State	1-0		1-0		1-0			Villanova	2-2	2-0	0-1	0-1	1-1	1-0	0-1
Butler	3-2	1-1	1-0	1-1	2-0	0-1	1-1	Memphis	1-0		1-0		1-0		1-0	Virginia	1-1		1-1	0-1	1-0		
California	1-0		1-0				1-0	Michigan	0-4		0-3	0-1	0-1	0-1	0-2	VCU	1-1		1-1		0-1	1-0	
Cal Baptist	1-0		1-0		1-0			Michigan State	0-1		0-1				0-1	VMI	1-0		1-0	1-0			
Central Michigan	2-0	1-0	1-0		2-0			Mississippi State	0-1	0-1					0-1	Virginia Tech	1-0		1-0			1-0	
Charlotte	1-0		1-0		1-0			Ole Miss	2-0	1-0	1-0		1-0		1-0	Wake Forest	1-0		1-0		1-0		
Chicago State	1-0	1-0			1-0			Providence	1-1	1-1			1-0	0-1		Washington	1-1		1-1				1-1
Cincinnati	1-0		1-0		1-0			Missouri	0-1		0-1				0-1	Western Kentucky	3-0		3-0	1-0	1-0	1-0	
The Citadel	1-0		1-0		1-0			Nevada	1-1		0-1	1-0	1-0		0-1	Western Michigan	0-1		0-1		0-1		
Cleveland State	1-0		1-0	1-0				New Hampshire	3-0	1-0	1-0	1-0	3-0			West Virginia	8-6	1-0	7-6		4-2	3-3	1-1
College of Charleston	1-0		1-0	1-0				North Carolina	3-1	0-1	3-0		1-0		2-1	Wichita State	2-1		2-1	0-1	1-0	1-0	
Colorado	1-1		1-1		1-0		0-1	UNC Greensboro	2-0		2-0	1-0	1-0			William & Mary	5-1		5-1	3-0	2-1		
Connecticut	0-3	0-2	0-1		0-2	0-1		UNC Wilmington	6-0		6-0	3-0	3-0			Winthrop	3-0		3-0	1-0	1-0	1-0	
Creighton	0-3	0-3			0-1	0-1	0-1	Northeastern	4-3		4-3	3-1	0-2	1-0		Wisconsin	0-1	0-1					0-1
Davidson	3-1		1-0	2-1	1-0	0-1	2-0	Northern Colorado	1-0		1-0		1-0			Wofford	2-0		2-0	2-0			
Dayton	3-1		3-1	1-1	1-0	1-0		Northern Illinois	1-0	1-0			1-0			Xavier	3-1	1-1	1-0	1-0	2-0	1-1	
Delaware	4-0		4-0	1-0	2-0	1-0		Northern Iowa	2-2		0-1	2-1	2-0	0-1	0-1								
DePaul	1-1	1-1			1-0	0-1		Northwestern	0-1		0-1				0-1								
Drexel	4-3		4-3	2-0	0-3	2-0		Northwestern State	1-0		1-0		1-0										
Duke	0-2		0-1	0-1			0-2	Ohio State	0-1		0-1				0-1								
Duquesne	3-0		3-0	1-0	2-0			Oklahoma	8-5		7-5	1-0	5-2	3-3									
East Carolina	1-0		1-0	1-0				Oklahoma State	8-5		8-5		5-1	2-4	1-0								
East Tennessee State	2-0		2-0	1-0	1-0			Old Dominion	6-5		6-5	3-1	3-2	0-2									
Eastern Illinois	1-0		1-0		1-0			Oregon	1-0		1-0			1-0									
Eastern Kentucky	1-0		1-0	1-0				Prairie View A&M	1-0		1-0		1-0										
Eastern Washington	1-0		1-0		1-0			Providence	1-3	1-1	0-2		1-1	0-2									
Farleigh Dickinson	1-0		1-0	1-0				Purdue	3-1	0-1	2-0	1-0	1-0	1-1	1-0								
Florida A&M	1-0		1-0		1-0			Radford	1-1	1-0	0-1		1-1										
Florida Gulf Coast	1-0		1-0	1-0				Rhode Island	4-0		4-0	2-0	2-0										
Florida State	1-1		1-1			1-1		Richmond	7-4		7-4	4-1	1-3	2-0									
Fordham	5-0		5-0	2-0	2-0	1-0		St. Bonaventure	2-2	0-1		2-1	1-0	1-2									
George Mason	7-3		7-3	3-1	1-2	3-0		St. Francis	1-0		1-0	1-0											
George Washington	7-1		7-1	3-0	2-1	2-0		St. John's	1-0	1-0			1-0										
Georgetown	3-2	2-0	0-1	1-1	1-0	1-0	1-2	Saint Louis	5-3		5-3	3-0	2-2	0-1									
Georgia	0-2		0-2			0-2		Saint Joseph's	3-2		3-2	2-0	0-1	1-1									
Georgia State	4-2		4-2	2-1	2-1			Sam Houston State	1-0		1-0		1-0										
Georgia Tech	1-1	1-0	0-1			0-1	1-0	Samford	1-0		1-0		1-0										
Gonzaga	0-1		0-1				0-1	Seton Hall	2-1	2-0		0-1	1-0	1-0	0-1								
Grand Canyon	1-0		1-0		1-0			South Dakota State	1-0		1-0		1-0										
Hampton	1-0		1-0		1-0			Southern California	1-0		1-0			1-0									
High Point	1-0		1-0		1-0			South Florida	1-1		1-1	1-0	0-1										
Hofstra	4-0		4-0	2-0	2-0			SIUE	1-0	1-0			1-0										
Incarnate Word	1-0		1-0		1-0			Stanford	1-0		1-0			1-0									
Illinois	1-0	1-0			1-0			Stephen F. Austin	0-1		0-1			0-1									
Illinois State	2-0		2-0	1-0	1-0			Stetson	1-0		1-0	1-0											
Indiana	1-1		1-0	0-1			1-1	Stony Brook	1-0		1-0	1-0											
Iowa State	9-4		9-4		6-0	2-4	1-0	Temple	0-1		0-1		0-1										
Jackson State	1-0	1-0			1-0			Tennessee	1-1		1-1			1-1									
James Madison	3-2		3-2	2-1	1-1			Tennessee State	1-0		1-0		1-0										
Kansas	4-10		3-10	1-0	2-4	1-5	1-1	Texas A&M	1-1		1-1				1-1								
Kansas State	8-5	1-0	7-5		3-3	5-2		Texas A&M-CC	1-0		1-0		1-0										
Kent State	0-1		0-1		0-1			TCU	7-6		7-6		4-2	2-4	1-0								
La Salle	1-2		1-2	0-2	1-0			Texas Tech	6-9		6-9		3-3	1-5	2-1								
Lehigh	1-0		1-0	1-0				Texas State	1-0		1-0		1-0										

SMART'S CAREER COACHING RECORD BREAKDOWN

MU (at Marquette)	24-15 (.615)	H (Home games)	172-45 (.792)
VCU (at VCU)	163-56 (.744)	A (Away games)	75-74 (.503)
UT (at Texas)	109-86 (.559)	N (Neutral games)	49-38 (.563)
		OVERALL	296-157 (.653)



NEILL BERRY

Assistant Coach | 2nd Year
Southeastern Louisiana, 2003

- Owns over 15 years experience at the NCAA D1 level
- Spent three seasons (2018-21) with Smart at Texas
- Coached at Iowa St, High Point, S. Carolina & WKU
- Member of NCAA tournament team at SLC, the first in program history



CODY HATT

Assistant Coach | 2nd Year
VCU, 2015

- On Smart's staff all six seasons at Texas, moving to assistant coach in 2020-21
- Worked as graduate assistant at VCU in 2014-15
- Served on staff with USA Under 18 National Team in 2016 and helped program to gold medal at FIBA event
- Member of league title team at Norwich University



DEANDRE HAYNES

Assistant Coach | 2nd Year
Kent State, 2006


- Most recent coaching stops included two years at both Maryland (2019-21) and Michigan (2017-19)
- During four years in Big Ten, helped teams to three NCAA tournament trips, including 2018 Final Four
- Owns coaching stops at Toledo and Kent State as well
- Four-year starter as player at Kent State



NEVADA SMITH

Special Assistant to the Head Coach | 2nd Year
Bethany College, 2002

- Served as Director of Program Development at Texas in 2020-21 under Smart
- G-League head coach at Sioux Falls and Rio Grande Valley and total of 14 players earned NBA callup.
- Owns nearly 15 years of experience in college ranks
- Four-year starter at Bethany College



TYLER MCDEVITT

Dir. of Prog. Development | 2nd Year
UNC Asheville, 2018




DAYSHAWN WELLS

Video Coordinator | 2nd Year
Bowie State, 2018

2022-23 Marquette Game Notes

Page 7



#1 | Kam Jones
G | So. | 6-4 | 195



#2 | Emarion Ellis
G | So. | 6-5 | 200



#4 | Stevie Mitchell
G | So. | 6-2 | 195



#5 | Chase Ross
G | Fr. | 6-4 | 195




#10 | Zach Wrightsil
F | Sr. | 6-7 | 215



#11 | Tyler Kolek
G | Jr. | 6-3 | 190



#12 | OMax Prosper
F | Jr. | 6-8 | 230



#13 | Oso Ighodaro
F | Jr. | 6-9 | 215



#21 | Ben Gold
F | Fr. | 6-11 | 220



#22 | Sean Jones
G | Fr. | 5-10 | 175



#23 | David Joplin
F | So. | 6-7 | 220



#25 | Caleb Kozinski
G | Fr. | 6-1 | 170



#40 | Keeyan Itejere
F | Fr. | 6-9 | 205




#41 | Jonah Lucas
G | Fr. | 6-1 | 170



#42 | Micheal Kennedy
F | Sr. | 6-6 | 190



#51 | RJ Walson
G | So. | 6-0 | 200



#55 | Cameron Brown
G | So. | 6-0 | 195

2022-23 Marquette Game Notes

Page 8

MU as an AP-Ranked Team

	All-Time	Smart
1. 9 Notre Dame 65, MU 59 (2/26/78)	4-1	--
2. MU 75, Xavier 53 (2/20/78)	57-6	--
3. Miami (Ohio) 84, MU 81 (3/11/78) *	31-3	--
4. MU 97, 11 UNLV 81 (1/15/78)	16-2	--
5. MU 67, Wichita State 56 (1/2/78)	18-5	--
6. MU 67, 11 Clemson 49 (12/27/76)	16-6	--
7. MU 67, 5 N. Carolina 59 (3/28/77) *	19-4	--
8. Louisville 84, MU 71 (3/8/12)	22-10	--
9. 4 Cincinnati 63, MU 62 (2/20/02)	21-7	--
10. Creighton 66, MU 60 (3/3/19)	28-9	--
11. MU 76, Providence 58 (2/23/19)	25-6	--
12. MU 87, Xavier 82 (1/26/19)	21-5	--
13. 25 Syracuse 86, MU 79 (3/7/09)	28-16	--
14. MU 81, Villanova 77 (1/1/12)	11-3	--
15. MU 79, Providence 68 (1/20/19)	21-6	--
16. Georgetown 86, MU 84 (3/9/19)	22-10	--
17. 10 Ohio State 52, MU 35 (11/16/13)	24-3	--
18. Butler 85, MU 79 (2/12/22)	19-7	0-2
19. Providence 84, MU 72 (2/22/20)	4-5	--
20. MU 103, 14 Buffalo 85 (12/21/18)	15-10	--
21. MU 70, Seton Hall 66 (1/12/19)	16-5	--
22. Providence 65, MU 63 (1/20/22)	12-4	1-1
23. Seton Hall 81, MU 79 (3/15/19)	5-5	--
24. MU 83, 12 Villanova 73 (2/2/22)	16-5	1-0
25. SDSU 67, MU 59 (12/1/13)	19-7	--
TOTALS	490-150	2-3

MU vs. AP-Ranked Teams

1. Villanova 85, MU 82 (1/28/18)	2-11	--
2. Kansas 77, MU 68 (11/21/18)	2-14	--
3. Villanova 100, MU 90 (1/6/18)	0-11	--
4. UCLA 67, MU 56 (12/11/21)	6-13	0-1
5. Villanova 96, MU 64 (2/10/21)	4-17	--
6. Xavier 91, MU 87 (12/27/17)	6-22	--
7. MU 102, Creighton 94 (1/21/17)	6-10	--
8. Xavier 89, MU 70 (1/24/18)	3-13	--
9. MU 89, Creighton 84 (12/14/20)	12-9	--
10. MU 67, Illinois 66 (11/15/21)	8-7	1-0
11. MU 57, Villanova 54 (1/19/22)	9-7	1-0
12. 24 MU 83, Villanova 73 (2/2/22)	10-9	1-0
13. Seton Hall 88, MU 79 (2/29/20)	4-9	--
14. 10 MU 66, Villanova 65 (2/9/19)	9-5	--
15. Creighton 71, MU 68 (2/6/21)	6-3	--
16. MU 88, Providence 56 (1/4/22)	3-6	1-0
17. Providence 65, MU 63 (1/30/22)	5-5	0-1
18. Louisville 71, MU 70 (1/15/11)	3-3	--
19. Purdue 86, MU 71 (11/14/17)	7-5	--
20. MU 75, Xavier 64 (1/23/22)	9-7	2-0
21. 22 MU 72, Notre Dame 64 (3/2/13)	5-1	--
22. Xavier 80, MU 71 (12/18/21)	4-8	0-2
23. Wisconsin 89, MU 76 (12/4/21)	4-5	0-1
24. UConn 80, 18 MU 72 (2/8/22)	2-4	0-1
25. Providence 77, MU 66 (3/1/15)	4-5	--
TOTALS	133-209	6-6

* = NCAA Tournament game

The Last Time

TEAM	MARQUETTE	OPPONENT
100+ Points	106-54 vs. Central Arkansas (12/28/19)	106-104 at Creighton (1/9/19) OT
90+ Points	95-58 vs. LIU (11/17/22)	63-95 vs. UNC (3/17/22)
Under 50 Points	44-64 vs. Xavier (2/10/15)	84-41 vs. Southern (12/28/18)
FG Pct. 60+	61.5 vs. Butler (2/2/21)	63.0 at 5 Villanova (2/10/21)
Five or fewer turnovers	5 vs. Georgetown (3/9/19)	4 vs. 5 Villanova (12/23/20)
Five Players, 10+ pts.	5 vs. Central Michigan (11/10/22)	5 at DePaul (3/2/22)
TEAM	MARQUETTE WIN	MARQUETTE LOSS
Ranked Opponent (AP)	83-73 vs. Villanova (2/2/22)	85-79 at Butler (2/12/22)
Overtime Game	84-82 at Xavier (1/29/20) 2OT	75-69 vs. Creighton (1/1/22) 2OT
Double Overtime	84-82 at Xavier (1/29/20) 2OT	75-69 vs. Creighton (1/1/22) 2OT
Triple Overtime	Never	74-77 vs. Louisville (2/24/01) 3OT
Home Opener	79-69 Radford (11/7/22)	80-83 vs. Belmont (11/13/15)
Road Opener	78-72 vs. Ole Miss (11/18/21)	70-75 at Purdue (11/15/22)
INDIVIDUAL	MARQUETTE	OPPONENT
50+ Points	51, Markus Howard 101-79 vs. USC (11/29/19)	-
40+ Points	42, Markus Howard 84-80 at Georgetown (1/18/20)	44, Shamorie Ponds 78-86 at St. John's (2/10/18)
30+ Points	31, Olivier-Maxence Prosper 95-58 vs. LIU (11/17/22)	31, David Duke 63-72 at Providence (1/27/21)
20+ Points	21, David Joplin 70-75 at Purdue (11/15/22)	22, Mako Maletic 95-58 vs. LIU (11/17/22)
10+ Rebounds	11, Olivier-Maxence Prosper 82-68 vs. Chicago St. (11/26/22)	12, Jahsean Corbett 82-68 vs. Chicago St. (11/26/22)
15+ Rebounds	16, Henry Ellenson 96-91 vs. 20 Providence (2/10/16) 2OT	16, Tolu Smith 55-58 vs. Miss. State (11/21/22)
15+ Free Throws	15, Markus Howard 84-72 at Providence (2/22/20)	15, Austin Croshere 59-81 vs. Providence (3/14/97)
10+ Assists	11, Tyler Kolek 70-75 at Purdue (11/15/22)	12, RJ Davis 63-95 vs. UNC (3/17/22)
Double-Double	10 pts, 10 reb, Oso Ighodaro 82-68 vs. Chicago St. (11/26/22)	11 pts, 12 reb, Jahsean Corbett 82-68 vs. Chicago St. (11/26/22)
Triple-Double	29 pts, 11 reb, 11 ast, Dwyane Wade 83-69 vs. 1 Kentucky (3/29/03)	17 pts, 11 reb, 16 ast, Ja Morant 64-83 vs. Murray State (3/21/19)

MARQUETTE'S RECORD WHEN

	2022-23
Leading at half	5-1
Trailing at half	0-1
Tied at half	0-0
Scoring 70 or more points	5-1
Allowing 80 or more points	0-0
Holding opponents to 60 points or less	2-1
Shooting 50 percent or better	3-0
Opponent shoots 50 percent or better	0-0
Opponent shoots under 40 percent	2-1
MU's FG percent is same or higher than opp	5-1
MU's FG percent is lower than opp	0-1
MU's 3FG percent is even with or higher than 40 percent	0-0
Opponent's 3FG percent is even with or higher than 40 percent	0-1
MU shoots more FT than opponent	4-0
MU shoots fewer FT than opponent	0-2
Out-rebounded opponent	3-1
Out-rebounded by opponent	1-1
Same or fewer turnovers as opp	4-1
More turnovers than opponent	1-1
Overtime games	0-0
In games decided by 5 pts. or less	0-2
In games decided by 6-10	1-0
In games decided by 11-15	1-0
In games decided by 16 pts. or more	3-0
vs Ranked Teams (AP or Coaches)	0-0

2022-23 Marquette Game Notes

2022-23 Team Superlatives by Period

TEAM	FIRST HALF	SECOND HALF	OVERTIME	DOUBLE OVERTIME
Most Points	47, 2x Last: LIU (11/17/22)	50, Central Michigan (11/10/22)		
Fewest Pts. Allowed	23, Miss. State (11/21/22)	32, Georgia Tech (11/23/22)		
FG Percentage	56.7, Central Michigan (11/10/22)	52.6, LIU (11/17/22)		
Low FG Pct. Allowed	26.5, LIU (11/17/22)	33.3, Georgia Tech (11/23/22)		
3-Point Percentage	40.0, Chicago St. (11/26/22)	50.0, Georgia Tech (11/23/22)		
3-Pointers Made	5, 2x Last: Purdue (11/15/22)	8, Central Michigan (11/10/22)		
FT Made	15, LIU (11/17/22)	16, Chicago St. (11/26/22)		
Assists	13, 2x Last: Chicago St. (11/26/22)	18, Central Michigan (11/10/22)		
Blocks	5, LIU (11/17/22)	3, Chicago St. (11/23/22)		
Steals	7, 2x Last: LIU (11/17/22)	8, Chicago St. (11/10/22)		
Rebounds	22, 2x Last: Purdue (11/15/22)	22, Radford (11/7/22)		

2022-23 Individual Superlatives by Period

FIRST HALF

Points	16	Kam Jones, Purdue (11/15/22)
3-pointers Made	4	Kam Jones, Purdue (11/15/22)
FT Made	6	Olivier-Maxence Prosper, LIU (11/17/22)
Rebounds	5	David Joplin, Purdue (11/15/22)
Assists	7	Tyler Kolek, Central Michigan (11/10/22)

SECOND HALF

Points	21	David Joplin, Purdue (11/15/22)
3-pointers Made	5	David Joplin, Purdue (11/15/22)
FT Made	6	Olivier-Maxence Prosper, Radford (11/7/22)
Rebounds	8	Olivier-Maxence Prosper, Chicago St. (11/26/22)
Assists	7	Tyler Kolek, Radford (11/7/22)

FIRST OVERTIME

Points		
3-pointers Made		
FT Made		
Rebounds		
Assists		

SECOND OVERTIME

Points		
3-pointers Made		
FT Made		
Rebounds		
Assists		

2022-23 Specialty Stats . . . (MU/Opp.)

Opponent	In Paint	Off T/O	2nd Chance	Fast Break	Bench	Deflections
Radford	20	21	5	25	26	39
Central Michigan	42	28	3	31	56	35
at Purdue	28	8	6	7	23	19
LIU	44	26	17	31	30	45
vs. Mississippi State	24	18	0	7	10	30
vs. Georgia Tech	38	24	12	17	29	34
Chicago State	46	21	10	35	22	41
Baylor						
Wisconsin						
NC Central						
at Notre Dame						
Creighton						
at Providence						
Seton Hall						
at Villanova						
at St. John's						
Georgetown						
UConn						
at Xavier						
Providence						
at Seton Hall						
at DePaul						
Villanova						
Butler						
at UConn						

Opponent	In Paint	Off T/O	2nd Chance	Fast Break	Bench	Deflections
at Georgetown						
Xavier						
at Creighton						
DePaul						
at Butler						
St. John's						

This Season...

Largest halftime lead	23	LIU (11/17/22)
Largest halftime deficit	6	Miss. State (11/21/22)
Largest lead in a game	42	LIU (11/17/22)
Largest deficit in a game	10	Miss. State (11/21/22)
Largest winning margin	37	LIU (11/17/22)
Largest losing margin	5	Purdue (11/15/22)
Largest deficit in a victory	6	Chicago St. (11/26/22)
Largest lead in a loss	9	Purdue (11/15/22)
30+ point games		Prosper (1)
20+ point games		Joplin (2), Prosper (1)
10+ rebound games		Ighodaro (1), Prosper (1)
10+ assist games		Kolek (2)
10+ block games		-
Double-doubles		Ighodaro (1), Prosper (1)

2022-23 Marquette Game Notes

Page 10

#1 - KAM JONES

#2 - EMARION ELLIS

2022-23 STATISTICS

	min	fg-a	3fg-a	ft-a	reb	ast	to	bk	st	pf	pts
Radford*	30	4-9	2-7	0-0	6	3	2	0	1	1	10
Central Michigan*	26	1-7	1-6	0-0	4	4	2	0	1	4	3
Purdue*	33	6-14	5-12	2-2	6	0	0	0	1	1	19
LIU*	23	6-15	1-8	0-0	5	3	0	0	3	1	13
Miss. State*	31	6-14	2-10	0-1	1	2	2	0	1	4	14
Georgia Tech*	25	6-12	4-8	3-3	2	1	1	0	0	1	19
Chicago State*	24	5-10	2-6	3-4	2	2	2	1	2	0	15
Baylor											
Wisconsin											
NC Central											
Notre Dame											
Creighton											
Providence											
Seton Hall											
Villanova											
St. John's											
Georgetown											
UConn											
Xavier											
Providence											
Seton Hall											
DePaul											
Villanova											
Butler											
UConn											
Georgetown											
Xavier											
Creighton											
DePaul											
Butler											
St. John's											

2021-22 STATISTICS

	min	fg-a	3fg-a	ft-a	reb	ast	to	bk	st	pf	pts
SIUE	13	1-4	1-3	1-2	0	0	0	0	0	4	4
New Hampshire	20	2-5	1-3	0-0	1	0	1	0	0	2	5
Illinois	16	2-7	0-3	2-3	2	2	1	0	2	1	6
Ole Miss	25	6-14	2-9	4-5	1	3	0	0	0	2	18
West Virginia	19	4-8	4-6	0-0	1	0	0	1	0	2	12
St. Bonaventure	29	1-7	1-6	1-3	1	3	2	0	0	2	4
Northern Illinois	19	2-4	0-2	2-2	3	1	2	0	2	0	6
Jackson St.*	23	3-4	2-3	0-0	2	5	2	0	2	0	8
Wisconsin*	31	2-9	1-5	0-0	1	1	0	0	0	2	5
Kansas St.*	26	5-9	4-8	1-3	3	1	1	0	0	1	15
UCLA*	15	1-7	1-5	0-0	2	0	1	0	1	2	3
Xavier*	22	2-6	2-6	0-0	1	3	0	0	1	3	6
UConn*	28	3-5	2-3	0-0	4	2	2	0	1	5	8
Creighton											DNP
Providence	20	5-7	4-5	0-0	2	0	0	0	1	0	14
Georgetown	12	2-6	2-6	0-0	2	2	1	1	1	0	6
DePaul	16	2-6	2-5	0-0	2	2	0	0	1	1	6
Seton Hall	21	3-6	3-5	0-0	0	4	0	0	2	1	9
Villanova	4	0-2	0-1	0-0	0	0	2	0	0	2	0
Xavier	18	5-9	2-5	0-0	0	0	2	0	2	1	12
Seton Hall	18	3-6	2-4	0-0	2	1	2	0	1	1	8
Providence	18	2-7	2-7	0-0	0	0	0	0	0	3	6
Villanova	18	2-4	2-3	0-0	5	1	0	0	0	2	6
UConn	15	1-4	1-3	0-0	0	0	0	0	3	1	3
Butler	13	1-5	1-3	0-0	1	1	0	0	0	1	3
Georgetown	17	7-12	5-10	0-0	2	2	0	0	0	0	19
Creighton	25	7-11	4-6	0-0	1	0	1	1	0	2	18
Butler*	19	2-4	1-3	0-0	1	0	0	0	1	1	5
DePaul	15	1-5	1-5	0-0	0	1	2	0	0	1	3
St. John's	11	0-1	0-1	0-0	3	1	1	0	0	2	0
Creighton	15	3-7	2-5	0-0	1	0	1	0	2	0	8
UNC	13	1-4	1-4	0-0	0	0	0	0	0	1	3

2022-23 STATISTICS

	min	fg-a	3fg-a	ft-a	reb	ast	to	bk	st	pf	pts
Radford											DNP
Central Michigan											DNP
Purdue											DNP
LIU											DNP
Miss. State											DNP
Georgia Tech											DNP
Chicago State											DNP
Baylor											
Wisconsin											
NC Central											
Notre Dame											
Creighton											
Providence											
Seton Hall											
Villanova											
St. John's											
Georgetown											
UConn											
Xavier											
Providence											
Seton Hall											
DePaul											
Villanova											
Butler											
UConn											
Georgetown											
Xavier											
Creighton											
DePaul											
Butler											
St. John's											

#2 - EMARION ELLIS

#4 - STEVIE MITCHELL

2021-22 STATISTICS

	min	fg-a	3fg-a	ft-a	reb	ast	to	bk	st	pf	pts
SIUE											DNP
New Hampshire	6	0-1	0-1	0-0	0	0	0	0	0	1	0
Illinois	2	0-0	0-0	0-0	1	0	1	0	0	1	0
Ole Miss											DNP
West Virginia											DNP
St. Bonaventure	9	1-2	1-1	1-4	3	1	1	0	0	1	4
Northern Illinois	10	0-0	0-0	1-4	0	1	2	0	1	2	1
Jackson St.	12	1-2	0-1	4-4	1	1	4	0	1	2	6
Wisconsin	7	1-2	1-1	3-4	1	0	0	0	0	0	6
Kansas St.	1	1-1	1-1	0-0	0	0	0	0	0	0	3
UCLA	5	0-0	0-0	0-0	0	0	0	0	0	0	0
Xavier											DNP
UConn											DNP
Creighton	9	2-3	1-1	0-0	0	0	1	0	0	2	5
Providence	5	0-0	0-0	0-0	1	2	0	0	0	0	0
Georgetown	9	1-4	1-2	1-3	4	1	0	0	0	2	4
DePaul	2	0-0	0-0	0-0	0	0	0	0	0	0	0
Seton Hall											DNP
Villanova											DNP
Xavier											DNP
Seton Hall											DNP
Providence											DNP
Villanova											DNP
UConn											DNP
Butler											DNP
Georgetown	2	0-0	0-0	0-0	0	0	0	0	0	0	0
Creighton											DNP
Butler											DNP
DePaul											DNP
St. John's											DNP
Creighton											DNP
UNC	5	0-2	0-1	0-1	1	0	0	0	0	0	0

2022-23 STATISTICS

	min	fg-a	3fg-a	ft-a	reb	ast	to	bk	st	pf	pts
Radford*	21	5-10	1-2	0-0	7	1	1	1	1	5	11
Central Michigan*	18	2-2	1-1	2-4	1	1	2	0	3	1	7
Purdue*	23	2-7	1-5	1-2	2	1	1	0	0	1	6
LIU*	21	2-4	1-2	2-3	2	2	0	0	1	1	7
Miss. State*	23	3-5	1-3	1-1	1	0	1	0	1	2	8
Georgia Tech*	22	3-9	1-2	0-0	5	2	0	0	2	1	7
Chicago State*	30	2-7	1-5	3-4	4	3	2	0	2	3	8
Baylor											
Wisconsin											
NC Central											
Notre Dame											
Creighton											
Providence											
Seton Hall											
Villanova											
St. John's											
Georgetown											
UConn											
Xavier											
Providence											
Seton Hall											
DePaul											
Villanova											
Butler											
UConn											
Georgetown											
Xavier											
Creighton											
DePaul											
Butler											
St. John's											

2021-22 STATISTICS

	min	fg-a	3fg-a	ft-a	reb	ast	to	bk	st	pf	pts
SIUE	24	5-10	1-3	3-5	4	4	1	0	0	2	14
New Hampshire	20	2-7	1-3	2-3	0	2	0	0	2	5	7
Illinois	15	0-2	0-1	0-2	1	0	2	0	0	2	0
Ole Miss	13	1-2	0-1	0-0	1	1	1	0	0	1	2

2022-23 Marquette Game Notes

Page 11

#5 - CHASE ROSS

2022-23 STATISTICS

	min	fg-a	3fg-a	ft-a	reb	ast	to	bk	st	pf	pts
Radford.....	22	3-5	1-2	0-0	0	0	1	0	0	2	7
Central Michigan..	19	4-7	1-3	2-3	1	1	0	0	1	3	11
Purdue.....	10	1-5	0-2	0-0	2	0	0	0	0	2	2
LIU.....	16	1-2	1-2	0-0	3	2	0	1	2	5	3
Miss. State.....	11	0-1	0-1	0-0	2	0	0	0	1	0	0
Georgia Tech.....	20	2-5	0-2	4-4	3	0	1	0	2	2	8
Chicago State.....	22	3-5	1-3	1-2	5	1	1	0	2	3	8
Baylor.....											
Wisconsin.....											
NC Central.....											
Notre Dame.....											
Creighton.....											
Providence.....											
Seton Hall.....											
Villanova.....											
St. John's.....											
Georgetown.....											
UConn.....											
Xavier.....											
Providence.....											
Seton Hall.....											
DePaul.....											
Villanova.....											
Butler.....											
UConn.....											
Georgetown.....											
Xavier.....											
Creighton.....											
DePaul.....											
Butler.....											
St. John's.....											

#10 - ZACH WRIGHTSIL

2022-23 STATISTICS

	min	fg-a	3fg-a	ft-a	reb	ast	to	bk	st	pf	pts
Radford.....	6	1-2	0-0	0-0	0	0	1	0	0	0	2
Central Michigan.....											DNP
Purdue.....	3	0-0	0-0	0-0	0	0	1	0	0	0	0
LIU.....	17	1-4	0-1	0-0	5	2	2	0	1	0	2
Miss. State.....											DNP
Georgia Tech.....											DNP
Chicago State.....											DNP
Baylor.....											
Wisconsin.....											
NC Central.....											
Notre Dame.....											
Creighton.....											
Providence.....											
Seton Hall.....											
Villanova.....											
St. John's.....											
Georgetown.....											
UConn.....											
Xavier.....											
Providence.....											
Seton Hall.....											
DePaul.....											
Villanova.....											
Butler.....											
UConn.....											
Georgetown.....											
Xavier.....											
Creighton.....											
DePaul.....											
Butler.....											
St. John's.....											

#11 - TYLER KOLEK

2022-23 STATISTICS

	min	fg-a	3fg-a	ft-a	reb	ast	to	bk	st	pf	pts
Radford*.....	29	1-5	0-1	7-7	8	9	3	0	0	2	9
Central Michigan*.....	25	3-6	2-4	0-2	5	11	5	0	1	3	8
Purdue*.....	39	4-14	0-4	0-0	6	11	1	0	1	2	8
LIU*.....	22	1-2	1-2	0-0	4	8	1	0	0	1	3
Miss. State*.....	32	6-11	4-6	0-0	4	2	5	0	0	3	16
Georgia Tech*.....	28	5-9	1-3	3-4	5	6	2	1	1	0	14
Chicago State*.....	28	1-4	1-1	3-3	1	8	1	1	2	1	6
Baylor.....											
Wisconsin.....											
NC Central.....											
Notre Dame.....											
Creighton.....											
Providence.....											
Seton Hall.....											
Villanova.....											
St. John's.....											
Georgetown.....											
UConn.....											
Xavier.....											
Providence.....											
Seton Hall.....											
DePaul.....											
Villanova.....											
Butler.....											
UConn.....											
Georgetown.....											
Xavier.....											
Creighton.....											
DePaul.....											
Butler.....											
St. John's.....											

#11 - TYLER KOLEK

2021-22 STATISTICS

	min	fg-a	3fg-a	ft-a	reb	ast	to	bk	st	pf	pts
SIUE*.....	28	2-8	0-3	6-7	2	9	3	0	3	3	10
New Hampshire*.....	19	1-6	0-5	5-6	1	3	2	0	1	3	7
Illinois*.....	37	5-11	2-3	0-1	5	5	2	0	2	2	12
Ole Miss*.....	36	1-5	1-4	0-0	5	6	2	0	0	0	3
West Virginia*.....	39	7-12	4-8	0-0	6	8	5	0	0	2	18
St. Bonaventure*.....	20	0-5	0-2	0-0	3	0	2	0	0	2	0
Northern Illinois*.....	20	3-8	1-4	3-3	4	5	4	0	2	1	10
Jackson St.*.....	26	1-8	1-5	2-2	3	4	2	0	3	1	5
Wisconsin*.....	27	1-6	1-5	1-2	3	8	2	1	1	4	4
Kansas St.*.....	33	0-7	0-7	0-0	8	7	3	0	2	2	0
UCLA*.....	36	0-5	0-4	0-0	4	7	5	0	4	1	0
Xavier*.....	22	3-7	2-5	0-0	5	7	3	0	2	4	8
UConn*.....	36	2-8	1-3	2-2	3	8	2	0	2	1	7
Creighton*.....	43	4-14	1-6	2-2	6	6	4	0	3	1	11
Providence*.....	28	1-3	1-3	0-0	3	9	1	0	2	3	3
Georgetown*.....	27	6-7	1-2	0-0	2	7	3	0	3	2	13
DePaul*.....	30	2-5	1-3	0-0	4	10	2	1	1	1	5
Seton Hall*.....	26	1-7	0-2	0-0	4	7	3	0	2	3	2
Villanova*.....	36	1-6	1-4	0-0	5	6	2	0	1	1	3
Xavier*.....	29	3-7	1-2	0-0	4	7	3	0	0	2	7
Seton Hall*.....	30	2-8	1-3	2-2	7	5	4	0	3	1	7
Providence*.....	27	5-10	2-5	1-2	6	0	0	0	1	3	13
Villanova*.....	31	5-13	3-8	5-6	0	6	3	0	2	3	18
UConn*.....	26	1-7	0-2	0-0	0	4	1	0	1	1	2
Butler*.....	29	5-10	4-8	3-4	3	2	1	0	0	2	17
Georgetown*.....	30	2-5	2-5	0-0	1	11	2	0	1	2	6
Creighton*.....	14	2-4	1-1	2-2	1	1	3	0	0	2	7
Butler*.....	34	2-5	1-3	0-0	5	5	3	0	0	2	5
DePaul*.....	23	1-4	0-3	0-0	3	3	4	0	1	3	2
St. John's*.....	33	0-2	0-1	0-1	4	6	2	0	0	2	0
Creighton*.....	38	2-7	2-5	0-0	7	6	3	0	1	1	6
UNC*.....	28	1-5	1-4	0-0	1	10	0	0	0	0	3

#12 - OLIVIER-MAXENCE PROSPER

2022-23 STATISTICS

	min	fg-a	3fg-a	ft-a	reb	ast	to	bk	st	pf	pts
Radford*.....	30	3-6	1-2	6-7	5	1	2	0	2	3	13
Central Michigan*.....	28	4-7	0-3	5-9	6	3	0	0	3	2	13
Purdue*.....	27	2-5	0-2	0-0	5	0	2	0	0	3	4
LIU*.....	20	11-12	3-3	6-7	1	0	1	0	1	3	31
Miss. State*.....	33	1-6	1-4	2-4	9	0	4	1	4	3	5
Georgia Tech*.....	17	2-5	0-1	1-3	1	0	1	0	0	5	5
Chicago State*.....	27	6-12	0-1	6-9	11	1	3	0	0	3	18
Baylor.....											
Wisconsin.....											
NC Central.....											
Notre Dame.....											
Creighton.....											
Providence.....											
Seton Hall.....											
Villanova.....											
St. John's.....											
Georgetown.....											
UConn.....											
Xavier.....											
Providence.....											
Seton Hall.....											
DePaul.....											
Villanova.....											
Butler.....											
UConn.....											
Georgetown.....											
Xavier.....											
Creighton.....											
DePaul.....											
Butler.....											
St. John's.....											

2021-22 STATISTICS

	min	fg-a	3fg-a	ft-a	reb	ast	to	bk	st	pf	pts
SIUE*.....	28	3-8	1-3	1-2	7	1	1	0	2	4	8
New Hampshire*.....	20	2-7	1-4	2-2	4	0	0	0	1	4	7
Illinois*.....	17	0-2	0-1	2-2	0	1	1	1	2	2	

2022-23 Marquette Game Notes

Page 14

#42 - MICHAEL KENNEDY

2020-21 STATISTICS

	min	fg-a	3fg-a	ft-a	reb	ast	to	bk	st	pf	pts
Ark.-Pine Bluff.....											DNP
Eastern Ill.....											DNP
Oklahoma St.....											DNP
Wisconsin.....											DNP
Green Bay.....											DNP
UCLA.....											DNP
Creighton.....											DNP
Seton Hall.....											DNP
Xavier.....											DNP
Villanova.....											DNP
Georgetown.....											DNP
UConn.....											DNP
Providence.....											DNP
St. John's.....											DNP
DePaul.....											DNP
Providence.....											DNP
St. John's.....											DNP
Butler.....	1	0-0	0-0	0-0	0	0	0	0	0	0	0
Creighton.....											DNP
Villanova.....											DNP
Seton Hall.....											DNP
Butler.....											DNP
North Carolina.....											DNP
UConn.....											DNP
DePaul.....											DNP
Xavier.....											DNP
Georgetown.....											DNP

2019-20 STATISTICS

	min	fg-a	3fg-a	ft-a	reb	ast	to	bk	st	pf	pts
Loyola Maryland....	1	0-0	0-0	0-0	0	0	0	0	0	0	0
Purdue.....											DNP
Wisconsin.....											DNP
Robert Morris.....											DNP
Davidson.....											DNP
USC.....											DNP
Maryland.....											DNP
Jacksonville.....											DNP
Kansas St.....											DNP
Grambling St.....											DNP
North Dakota St.....											DNP
Central Arkansas...1	0-1	0-1	0-0	1	0	0	0	0	0	0	0
Creighton.....											DNP
Villanova.....											DNP
Providence.....											DNP
Seton Hall.....											DNP
Xavier.....	1	0-0	0-0	0-0	0	1	0	0	0	0	0
Georgetown.....											DNP
St. John's.....	1	0-0	0-0	0-0	0	0	0	0	0	0	0
Butler.....											DNP
Xavier.....	1	0-0	0-0	0-0	0	0	0	0	0	0	0
DePaul.....											DNP
Butler.....											DNP
Villanova.....											DNP
Creighton.....											DNP
Providence.....											DNP
Goergetown.....											DNP
Seton Hall.....											DNP
DePaul.....											DNP
St. John's.....											DNP

#51 - RJ WALSON

2022-23 STATISTICS

	min	fg-a	3fg-a	ft-a	reb	ast	to	bk	st	pf	pts
Radford.....											DNP
Central Michigan...1	0-1	0-1	0-0	0	0	0	0	0	0	0	0
Purdue.....											DNP
LIU.....	1	0-0	0-0	0-0	0	0	1	0	0	0	0
Miss. State.....											DNP
Georgia Tech.....											DNP
Chicago State.....											DNP
Baylor.....											DNP
Wisconsin.....											DNP
NC Central.....											DNP
Notre Dame.....											DNP
Creighton.....											DNP
Providence.....											DNP
Seton Hall.....											DNP
Villanova.....											DNP
St. John's.....											DNP
Georgetown.....											DNP
UConn.....											DNP
Xavier.....											DNP
Providence.....											DNP
Seton Hall.....											DNP
DePaul.....											DNP
Villanova.....											DNP
Butler.....											DNP
UConn.....											DNP
Georgetown.....											DNP
Xavier.....											DNP
Creighton.....											DNP
DePaul.....											DNP
Butler.....											DNP
St. John's.....											DNP

#55 - CAMERON BROWN

2022-23 STATISTICS

	min	fg-a	3fg-a	ft-a	reb	ast	to	bk	st	pf	pts
Radford.....											DNP
Central Michigan....											DNP
Purdue.....											DNP
LIU.....											DNP
Miss. State.....											DNP
Georgia Tech.....											DNP
Chicago State.....											DNP
Baylor.....											DNP
Wisconsin.....											DNP
NC Central.....											DNP
Notre Dame.....											DNP
Creighton.....											DNP
Providence.....											DNP
Seton Hall.....											DNP
Villanova.....											DNP
St. John's.....											DNP
Georgetown.....											DNP
UConn.....											DNP
Xavier.....											DNP
Providence.....											DNP
Seton Hall.....											DNP
DePaul.....											DNP
Villanova.....											DNP
Butler.....											DNP
UConn.....											DNP
Georgetown.....											DNP
Xavier.....											DNP
Creighton.....											DNP
DePaul.....											DNP
Butler.....											DNP
St. John's.....											DNP

2021-22 STATISTICS

	min	fg-a	3fg-a	ft-a	reb	ast	to	bk	st	pf	pts
SIUE.....											DNP
New Hampshire.....											DNP
Illinois.....											DNP
Ole Miss.....											DNP
West Virginia.....											DNP
St. Bonaventure.....											DNP
Northern Illinois.....											DNP
Jackson St.....	1	0-0	0-0	0-0	0	0	1	0	0	0	0
Wisconsin.....											DNP
Kansas St.....											DNP
UCLA.....											DNP
Xavier.....											DNP
UConn.....											DNP
Creighton.....											DNP
Providence.....	2	0-2	0-1	0-0	0	0	0	0	0	1	0
Georgetown.....	2	0-0	0-0	0-0	1	0	0	0	0	0	0
DePaul.....											DNP
Seton Hall.....											DNP
Villanova.....											DNP
Xavier.....											DNP
Seton Hall.....											DNP
Providence.....											DNP
Villanova.....											DNP
UConn.....											DNP
Butler.....											DNP
Georgetown.....											DNP
Creighton.....											DNP
Butler.....											DNP
DePaul.....											DNP
St. John's.....											DNP
Creighton.....											DNP
UNC.....	1	0-0	0-0	0-0	0	0	0	0	0	0	0

2022-23 Marquette Game Notes

Page 15



Official Basketball Box Score - Final
Radford at Marquette
 11/10/22 Fiserv Forum, Milwaukee
 2022-23 Men's Basketball

Game Time: 7:30 PM
 Game Duration: 2:05
 Attendance: 12,393

Officials: Jeffrey Anderson, Brent Hampton, Greg Evans

NO. Name	Min	FG		3P		FT		Rebounds		Fouls		TP	AS	TO	ST	Blocks		+/-
		M-A	M-A	M-A	M-A	OR	DR	OR	DR	PF	FD					BS	BA	
13 Shaquan Jules	F 26:05	2-3	0-1	6-7	5	6	11	2	5	10	0	1	1	2	0	0	-11	
1 DaQuan Smith	G 35:09	5-18	2-8	0-0	0	5	5	1	2	12	0	3	2	0	0	-15		
2 Josiah Jeffers	G 20:01	4-7	1-2	3-5	0	1	1	4	6	12	6	1	0	0	0	0		
12 Onyebuchi Ezeakudo	G 20:27	1-4	0-1	0-2	0	1	1	3	1	2	1	3	2	0	0	-13		
14 Bryan Antoine	G 22:55	3-10	1-4	0-0	0	2	2	1	0	7	1	1	0	0	0	-14		
3 Kenyon Giles	31:41	7-11	1-5	0-0	0	3	3	2	0	15	1	0	1	0	0	6		
15 Madiaw Niang	14:01	2-3	0-0	0-0	1	2	3	1	2	4	0	0	2	1	1	-5		
54 Ibu Yamazaki	15:21	0-4	0-4	2-2	0	2	2	3	1	2	1	0	0	0	0	12		
5 Souleymane Koureissi	14:20	2-3	0-0	1-4	1	2	3	3	3	5	1	5	0	0	1	-10		
Team					1	2	3	0	0	0	0	1						
Totals		26-63	5-25	12-20	8	26	34	20	20	69	11	15	8	3	3	-10		

Shooting By Period		
1st FG%	13-30	43.3%
3PT%	3-14	21.4%
FT%	5-8	62.5%
2nd FG%	13-33	39.4%
3PT%	2-11	18.2%
FT%	7-12	58.3%
3PT%	26-63	41.3%
3PT%	5-25	20.0%
FT%	12-20	60.0%
Dead Ball Rebounds: 4, 1		

Technical Fouls: NONE

NO. Name	Min	FG		3P		FT		Rebounds		Fouls		TP	AS	TO	ST	Blocks		+/-
		M-A	M-A	M-A	M-A	OR	DR	OR	DR	PF	FD					BS	BA	
12 Olivier-Maxence Prosper	F 29:32	3-6	1-2	6-7	1	4	5	3	5	13	1	2	2	0	0	18		
13 Oso Ighodaro	F 25:40	9-12	0-0	1-5	3	4	7	5	19	11	2	2	1	0	24			
1 Kam Jones	G 29:40	4-9	2-7	0-0	1	5	6	1	0	10	3	2	1	0	0	-8		
4 Stevie Mitchell	G 21:23	5-10	1-2	0-0	1	6	7	5	11	11	1	1	1	1	21			
11 Tyler Kolek	G 28:32	1-5	0-1	7-7	2	6	8	2	5	9	9	3	0	0	1	5		
23 David Joplin	17:44	0-5	0-4	4-4	0	2	2	0	3	4	1	2	1	0	0	-1		
10 Zach Wrightsil	05:59	1-2	0-0	0-0	0	0	0	0	0	2	0	1	0	0	0	-6		
5 Chase Ross	21:29	3-5	1-2	0-0	0	0	0	0	2	7	0	1	0	0	0	11		
22 Sean Jones	12:39	1-4	0-1	2-2	0	1	1	1	4	2	4	1	0	0	0	-1		
21 Ben Gold	05:18	0-1	0-0	0-0	0	2	2	0	0	0	0	0	1	0	0	-6		
40 Keyyan Tejere	02:04	0-0	0-0	0-0	0	0	0	1	0	0	0	0	0	0	0	-7		
Team					1	2	3	0	0	0	0	0						
Totals		27-59	5-19	20-25	9	32	41	20	20	79	18	18	9	3	3	10		

Shooting By Period		
1st FG%	16-34	47.1%
3PT%	3-10	30.0%
FT%	7-8	87.5%
2nd FG%	11-25	44.0%
3PT%	2-9	22.2%
FT%	13-17	76.5%
GM FG%	27-59	45.8%
3PT%	5-19	26.3%
FT%	20-25	80.0%
Dead Ball Rebounds: 1, 1		

Technical Fouls: NONE

Biggest lead	RAD		Points from Turnovers	MAR		Period by Period Scoring		
	1st	2nd		1st	2nd	TOT		
0 (1st 20:00)	21	(2nd 6:15)	21	15				
Best Scoring Run	14 (2nd 2:03)		16 (2nd 8:22)		Paint	20	42	
Lead Changes	0		0		Second Chance	5	10	
Times Tied	0		0		Fast Breaks	25	17	
Time with Lead	00:00	39:43	Bench	26	17			
			MAR	42	37	79		

Biggest lead	CMU		Points from Turnovers	MAR		Period by Period Scoring		
	1st	2nd		1st	2nd	TOT		
0 (1st 20:00)	30	(1st 5:57)	7	28				
Best Scoring Run	9 (1st 3:02)		12 (1st 10:24)		Paint	30	42	
Lead Changes	0		0		Second Chance	12	3	
Times Tied	2		0		Fast Breaks	16	31	
Time with Lead	00:00	38:44	Bench	30	56			
			MAR	47	50	97		



Official Basketball Box Score - Final
Central Mich. at Marquette
 11/10/22 Al McGuire Center, Milwaukee
 2022-23 Men's Basketball

Game Time: 7:00 PM
 Game Duration: 2:08
 Attendance: 3,706

Officials: Lamar Simpson, James Breeding, Claire Aubry

NO. Name	Min	FG		3P		FT		Rebounds		Fouls		TP	AS	TO	ST	Blocks		+/-
		M-A	M-A	M-A	M-A	OR	DR	OR	DR	PF	FD					BS	BA	
15 Markus Harding	F 19:47	1-6	0-2	1-2	0	2	2	5	3	0	1	1	0	1	0	-3		
22 Nicolas Pavrette	C 22:08	1-5	0-0	1-4	3	7	10	0	4	3	1	1	1	0	0	-24		
0 Brian Taylor	G 32:46	6-8	1-2	2-2	2	7	9	0	4	2	15	2	5	1	0	-21		
1 Reggie Bass	G 29:05	2-6	1-4	3-4	1	5	6	1	4	8	6	2	2	0	0	-28		
2 Kevin Miller	G 22:19	5-9	0-0	4-4	1	2	4	14	4	14	4	9	1	0	0	-4		
4 Carrington McCaskill	14:56	1-3	0-2	0-0	1	0	1	1	1	2	1	0	0	0	0	-22		
3 Jesse Zarzuela	28:05	6-11	4-7	1-1	0	0	0	3	17	2	2	3	0	0	0	-9		
44 Max Majerle	16:28	2-6	0-3	0-1	0	3	3	2	1	4	0	0	0	0	0	-6		
34 Caleb Hodgson	04:03	1-1	0-0	0-0	0	0	0	0	0	2	0	0	0	0	0	6		
24 Emil Skytta	10:23	1-3	1-3	2-3	0	1	1	0	2	5	1	0	1	0	0	-9		
Team					1	0	1	0	0	0	1							
Totals		26-58	7-23	14-21	9	26	35	20	19	73	17	22	7	0	1	-24		

Shooting By Period		
1st FG%	11-31	35.5%
3PT%	2-13	15.4%
FT%	8-16	50.0%
2nd FG%	15-27	55.6%
3PT%	5-9	55.6%
FT%	5-10	50.0%
3PT%	9-12	75.0%
GM FG%	26-58	44.8%
3PT%	7-23	30.4%
FT%	14-21	66.7%
Dead Ball Rebounds: 5, 2		

Technical Fouls: NONE

NO. Name	Min	FG		3P		FT		Rebounds		Fouls		TP	AS	TO	ST	Blocks		+/-
		M-A	M-A	M-A	M-A	OR	DR	OR	DR	PF	FD					BS	BA	
12 Olivier-Maxence Prosper	F 28:10	4-7	0-3	5-9	0	6	6	2	6	13	3	0	3	0	0	22		
13 Oso Ighodaro	F 21:20	5-5	0-0	0-2	1	4	5	3	1	10	3	1	1	0	0	18		
1 Kam Jones	G 25:54	1-7	1-6	0-0	1	3	4	0	3	4	2	1	0	0	0	17		
4 Stevie Mitchell	G 18:28	2-2	1-1	2-4	0	1	1	2	7	1	2	3	0	0	0	17		
11 Tyler Kolek	G 25:26	3-6	2-4	0-2	1	4	5	3	2	8	11	5	1	0	0	18		
22 Sean Jones	18:18	3-8	1-4	2-3	0	2	2	1	3	9	3	0	1	0	0	14		
23 David Joplin	20:32	8-12	6-10	1-1	1	3	4	1	1	23	0	2	0	0	0	7		
5 Chase Ross	19:24	4-7	1-3	2-3	0	1	1	3	2	11	1	0	1	0	0	8		
21 Ben Gold	16:36	4-9	1-5	2-3	2	2	0	2	3	11	0	1	2	0	0	6		
40 Keyyan Tejere	02:40	1-1	0-0	0-0	0	0	0	0	0	2	0	0	0	0	0	-3		
25 Caleb Kozinski	00:48	0-0	0-0	0-0	0	0	0	0	0	0	0	0	0	0	0	-1		
41 Jonah Lucas	00:48	0-1	0-1	0-0	1	0	1	0	0	0	1	0	0	0	0	-1		
42 Michael Kennedy	00:48	0-0	0-0	0-0	0	0	0	0	0	0	0	0	0	0	0	-1		
51 RJ Walson	00:48	0-1	0-1	0-0	0	0	0	0	0	0	0	0	0	0	0	-1		
Team					3	1	4	0	0	0	1							
Totals		35-66	13-38	14-27	10	25	35	19	20	97	27	14	13	1	0	24		

Technical Fouls: Team 2nd 2:05

Biggest lead	CMU		Points from Turnovers	MAR		Period by Period Scoring		
	1st	2nd		1st	2nd	TOT		
0 (1st 20:00)	30	(1st 5:57)	7	28				
Best Scoring Run	9 (1st 3:02)		12 (1st 10:24)		Paint	30	42	
Lead Changes	0		0		Second Chance	12	3	
Times Tied	2		0		Fast Breaks	16	31	
Time with Lead	00:00	38:44	Bench	30	56			
			MAR	47	50	97		



Official Basketball Box Score - Final
Marquette at Purdue
 11/15/22 Mackey Arena, West Lafayette
 2022-23 Men's Basketball

2022-23 Marquette Game Notes

Page 16



Official Basketball Box Score - Final Marquette at Mississippi St.

11/28/22 Suncoast Credit Union Arena, Fort Myers, Fla.
2022-23 Men's Basketball

Game Time: 8:30 PM
Game Duration: 2:05
Attendance: 1,894

Officials: Brian Dorsey, Courtney Green, KB Burdett

NO.	Name	Min	FG		3P		FT		Rebounds			Fouls		TP	AS	TO	ST	Blocks		+/-
			M/A	A/A	M/A	A/A	OR	DR	TOT	PF	FD	BS	BA							
12	Olivier-Maxence Prosper	33:20	1-6	1-4	2-4	2	7	9	3	3	5	0	4	4	1	0	-7			
13	Oso Ighodaro	F 34:25	1-4	0-0	0-0	1	3	4	4	0	2	5	2	0	1	0	4			
1	Kam Jones	G 31:09	6-14	2-10	0-1	0	1	1	4	2	14	2	2	1	0	0	1			
4	Stevie Mitchell	G 23:15	3-5	1-3	1-1	0	1	1	2	1	8	0	1	1	0	0	-9			
11	Tyler Kolek	G 31:49	6-11	4-6	0-0	1	3	4	3	0	16	2	5	0	0	-7				
23	David Joplin	19:45	0-5	0-4	2-2	0	4	4	2	2	2	0	2	0	0	0	3			
5	Chase Ross	11:04	0-1	0-1	0-0	0	2	2	0	1	0	0	0	1	0	0	0	0	0	
22	Sean Jones	13:25	4-4	0-0	0-0	0	1	1	1	1	8	0	0	0	0	0	6			
21	Ben Gold	01:48	0-1	0-0	0-0	0	0	0	0	0	0	0	0	0	0	1	0			
Team																				
Totals			21-51	8-28	5-8	5	25	30	19	10	55	9	16	7	2	1	-3			

Technical Fouls: NONE

Shooting By Period	
1st FG%	7-23 30.4%
3PT%	2-14 14.3%
FT%	1-1 100%
2nd FG%	14-28 50.0%
3PT%	6-14 42.9%
FT%	4-7 57.1%
GM FG%	21-51 41.2%
3PT%	8-28 28.6%
FT%	5-8 62.5%

Dead Ball Rebounds: 1, 0



Official Basketball Box Score - Final Marquette at Georgia Tech

11/29/22 Suncoast Credit Union Arena, Fort Myers, Fla.
2022-23 Men's Basketball

Game Time: 6:00 PM
Game Duration: 1:58
Attendance: 1,691

Officials: Brian Dorsey, Patrick Evans, Mark Schurz

NO.	Name	Min	FG		3P		FT		Rebounds			Fouls		TP	AS	TO	ST	Blocks		+/-
			M/A	A/A	M/A	A/A	OR	DR	TOT	PF	FD	BS	BA							
12	Olivier-Maxence Prosper	F 17:27	2-5	0-1	1-3	1	0	1	5	2	5	0	1	0	0	0	23			
13	Oso Ighodaro	F 30:55	4-7	0-0	2-2	0	10	10	0	3	10	1	1	0	0	0	24			
1	Kam Jones	G 25:17	6-12	4-8	3-3	0	2	2	1	1	19	1	1	0	0	0	15			
4	Stevie Mitchell	G 21:46	3-9	1-2	0-0	2	3	5	1	1	7	2	0	2	0	2	5			
11	Tyler Kolek	G 28:19	5-9	1-3	3-4	0	5	5	0	2	14	6	2	1	0	0	25			
5	Chase Ross	19:47	2-5	0-2	4-4	0	3	3	2	2	8	0	1	2	0	0	5			
23	David Joplin	20:37	3-6	2-4	0-0	2	0	2	1	1	8	1	2	2	1	1	10			
22	Sean Jones	23:21	3-5	1-1	4-6	1	2	3	1	3	11	1	1	0	0	2	11			
21	Ben Gold	07:23	0-2	0-2	0-0	1	2	3	1	0	2	1	0	0	0	0	0			
40	Keeyan Itejere	05:08	1-1	0-0	0-0	1	0	1	0	1	2	0	0	0	0	0	2			
Team																				
Totals			29-61	9-23	17-22	10	31	41	15	16	84	14	11	7	6	5	24			

Technical Fouls: NONE

Shooting By Period	
1st FG%	16-32 50.0%
3PT%	4-13 30.8%
FT%	5-7 71.4%
2nd FG%	13-29 44.8%
3PT%	5-10 50.0%
FT%	12-15 80%
GM FG%	29-61 47.5%
3PT%	9-23 39.1%
FT%	17-22 77.3%

Dead Ball Rebounds: 2, 0

NO.	Name	Min	FG		3P		FT		Rebounds			Fouls		TP	AS	TO	ST	Blocks		+/-
			M/A	A/A	M/A	A/A	OR	DR	TOT	PF	FD	BS	BA							
0	D.J. Jeffries	F 27:58	1-5	0-2	0-2	0	4	4	0	1	2	0	2	0	0	0	3			
1	Tolu Smith	F 29:18	3-8	0-0	1-6	4	12	16	1	6	7	6	4	1	0	0	3			
4	Cameron Matthews	F 29:38	3-5	0-0	1-1	5	2	7	2	3	7	2	1	2	0	1	5			
10	Dashawn Davis	G 26:33	4-6	1-2	3-4	1	0	1	1	2	12	1	3	1	0	0	7			
11	Eric Reed, Jr.	G 23:34	3-5	3-5	6-7	0	2	2	2	3	15	0	0	0	0	0	5			
14	Tyler Stevenson	10:22	1-4	0-0	0	1	2	3	1	0	2	1	0	1	0	0	-2			
3	Shakeel Moore	21:56	3-12	2-3	0-1	0	2	2	2	4	8	0	2	3	0	0	3			
2	Jamel Horton Jr.	13:27	0-5	0-2	0-0	0	0	0	0	0	0	3	1	1	0	1	-4			
13	Will McNair Jr.	11:10	2-5	1-2	0-0	2	2	4	1	0	5	0	1	2	1	0	-2			
5	Kimani Hamilton	06:04	0-0	0-0	0-0	0	1	1	0	0	0	1	1	0	0	-3				
Team																				
Totals			20-55	7-16	11-21	15	27	42	10	19	58	13	16	11	1	2	3			

Technical Fouls: NONE

Shooting By Period	
1st FG%	9-27 33.3%
3PT%	4-10 40.0%
FT%	1-4 25%
2nd FG%	11-28 39.3%
3PT%	3-6 50.0%
FT%	10-17 58.8%
GM FG%	20-55 36.4%
3PT%	7-16 43.8%
FT%	11-21 52.4%

Dead Ball Rebounds: 5, 0

NO.	Name	Min	FG		3P		FT		Rebounds			Fouls		TP	AS	TO	ST	Blocks		+/-
			M/A	A/A	M/A	A/A	OR	DR	TOT	PF	FD	BS	BA							
4	JaVon Franklin	F 35:23	6-9	0-0	5-6	5	9	14	3	4	17	2	0	1	2	0	-22			
0	Lance Terry	G 26:25	2-7	2-4	0-0	0	0	0	2	1	6	0	0	0	0	0	-15			
1	Kyle Sturdivant	G 24:45	4-8	2-4	0-0	2	2	4	10	2	1	1	1	0	0	-16				
3	Dallan Coleman	G 25:31	2-8	2-7	0-0	1	1	2	3	1	6	0	3	0	0	0	-17			
5	DeVon Smith	G 25:52	3-9	0-1	0	1	5	6	4	0	6	2	3	2	1	2	-19			
11	Tristan Maxwell	16:17	0-7	0-1	0-0	1	1	2	2	1	0	0	0	0	0	0	-2			
13	Miles Kelly	25:06	2-10	0-3	4-4	1	2	3	0	3	8	1	3	0	0	1	-18			
14	Jalon Moore	13:01	1-5	0-2	0-0	0	2	2	1	0	2	0	1	0	1	1	-12			
24	Rodney Howard	04:37	1-1	0-0	0	1	1	2	0	1	2	0	1	0	0	0	-2			
12	Freds Pauls Bagatskis	03:03	1-1	1-1	0-0	0	0	0	0	0	3	0	0	0	0	0	3			
Team																				
Totals			22-65	7-23	9-10	12	25	37	17	15	60	7	13	4	5	6	-24			

Technical Fouls: Smith 2nd 15.53

	MAR		GT		Points from Turnovers	MAR		GT		Period by Period Scoring		
	1st	2nd	1st	2nd		1st	2nd	TOT				
Biggest lead	29 (2nd 1:41)	0 (1st 20:00)	24	12	38	28	MAR	41	43	84		
Best Scoring Run	9 (2nd 4:40)	6 (1st 11:13)	12	16	17	2	GT	28	32	60		
Lead Changes	0	0	29	15								
Times Tied	0	0										
Time with Lead	38:23	00:00										

	*Marq		MSU		Points from Turnovers	MAR		MSU		Period by Period Scoring		
	1st	2nd	1st	2nd		1st	2nd	TOT				
Biggest lead	4 (2nd 7:29)	10 (1st 4:10)	18	15	38	22	MAR	17	38	55		
Best Scoring Run	9 (2nd 18:16)	7 (1st 17:43)	24	22	17	7	MSU	23	35	58		
Lead Changes	7	0										
Times Tied	5	0										
Time with Lead	07:11	30:30										



Official Basketball Box Score - Final Chicago St. at Marquette

11/26/22 Fiserv Forum, Milwaukee
2022-23 Men's Basketball

Game Time: 7:30 PM
Game Duration: 2:12
Attendance: 12,812

Officials: Pat Driscoll, James Breeding, Ron Grouver

NO.	Name	Min	FG		3P		FT		Rebounds			Fouls		TP	AS	TO	ST	Blocks		+/-
			M/A	A/A	M/A	A/A	OR	DR	TOT	PF	FD	BS	BA							
0	Elijah Weaver	G 31:57	1-4	0-1	7-8	0	5	5	2	5	9	4	6	3	0					



**Marquette Men's Basketball
Individual Career Summaries
All games**

BROWN, Cameron

				Field Goals		3-Point		F-Throws		Rebounds				Scoring						
SEASON	TEAM	GP-GS	MIN/AVG	FG-FGA	FG%	3FG-3FGA	3FG%	FT-FTA	FT%	OFF	DEF	TOT	AVG	PF-FO	A	TO	BLK	STL	PTS	AVG
2021-22	Marq	4-0	6/1.5	0-2	.000	0-1	.000	0-0	.000	0	1	1	0.3	1-0	0	1	0	0	0	0.0
TOTAL		4-0	6/1.5	0-2	.000	0-1	.000	0-0	.000	0	1	1	0.3	1-0	0	1	0	0	0	0.0

Single Game Highs

Statistic	Value	
Rebounds	1	at Georgetown 01/07/22
FG Attempts	2	vs Providence 01/04/22
3FG Attempts	1	vs Providence 01/04/22

ELLIS, Emarion

				Field Goals		3-Point		F-Throws		Rebounds				Scoring						
SEASON	TEAM	GP-GS	MIN/AVG	FG-FGA	FG%	3FG-3FGA	3FG%	FT-FTA	FT%	OFF	DEF	TOT	AVG	PF-FO	A	TO	BLK	STL	PTS	AVG
2021-22	Marq	14-0	83/5.9	7-17	.412	5-9	.556	10-20	.500	4	8	12	0.9	11-0	6	9	0	2	29	2.1
TOTAL		14-0	83/5.9	7-17	.412	5-9	.556	10-20	.500	4	8	12	0.9	11-0	6	9	0	2	29	2.1

Single Game Highs

Statistic	Value	
Points	6	vs Jackson St. 11/30/21, at Wisconsin 12/04/21
Rebounds	4	at Georgetown 01/07/22
Assists	2	vs Providence 01/04/22
Steals	1	vs NIU 11/27/21, vs Jackson St. 11/30/21
FG Made	2	vs Creighton 01/01/22
FG Attempts	4	at Georgetown 01/07/22
3FG Made	1	5 times
3FG Attempts	2	at Georgetown 01/07/22
FT Made	4	vs Jackson St. 11/30/21
FT Attempts	4	4 times



**Marquette Men's Basketball
Individual Career Summaries
All games**

GOLD, Ben

				Field Goals		3-Point		F-Throws		Rebounds				Scoring						
SEASON	TEAM	GP-GS	MIN/AVG	FG-FGA	FG%	3FG-3FGA	3FG%	FT-FTA	FT%	OFF	DEF	TOT	AVG	PF-FO	A	TO	BLK	STL	PTS	AVG
2022-23	Marq	7-0	59/8.4	7-22	.318	2-14	.143	2-3	.667	3	5	8	1.1	9-0	3	4	4	4	18	2.6
TOTAL		7-0	59/8.4	7-22	.318	2-14	.143	2-3	.667	3	5	8	1.1	9-0	3	4	4	4	18	2.6

Single Game Highs

Statistic	Value	
Points	11	vs Central Mich. 11/10/22
Rebounds	3	vs Georgia Tech 11/23/22
Assists	2	vs Georgia Tech 11/23/22
Steals	2	vs Central Mich. 11/10/22
Blocks	2	vs LIU 11/17/22
FG Made	4	vs Central Mich. 11/10/22
FG Attempts	9	vs Central Mich. 11/10/22
3FG Made	1	vs Central Mich. 11/10/22, vs LIU 11/17/22
3FG Attempts	5	vs Central Mich. 11/10/22
FT Made	2	vs Central Mich. 11/10/22
FT Attempts	3	vs Central Mich. 11/10/22

IGHODARO, Oso

				Field Goals		3-Point		F-Throws		Rebounds				Scoring						
SEASON	TEAM	GP-GS	MIN/AVG	FG-FGA	FG%	3FG-3FGA	3FG%	FT-FTA	FT%	OFF	DEF	TOT	AVG	PF-FO	A	TO	BLK	STL	PTS	AVG
2020-21	Marq	5-0	37/7.4	3-4	.750	0-0	.000	0-1	.000	2	4	6	1.2	6-0	2	2	1	1	6	1.2
2021-22	Marq	32-0	588/18.4	73-108	.676	0-0	.000	31-42	.738	37	69	106	3.3	64-1	29	25	29	19	177	5.5
2022-23	Marq	7-7	198/28.3	34-55	.618	0-0	.000	7-17	.412	11	31	42	6.0	20-2	24	7	14	8	75	10.7
TOTAL		44-7	823/18.7	110-167	.659	0-0	.000	38-60	.633	50	104	154	3.5	90-3	55	34	44	28	258	5.9

Single Game Highs

Statistic	Value	
Points	22	vs Creighton 01/01/22
Rebounds	12	vs New Hampshire 11/12/21
Assists	6	vs LIU 11/17/22
Steals	3	vs Butler 02/26/22
Blocks	5	vs Georgia Tech 11/23/22
FG Made	10	vs Creighton 01/01/22
FG Attempts	13	at Purdue 11/15/22
FT Made	4	vs Providence 01/04/22
FT Attempts	5	vs Radford 11/07/22



**Marquette Men's Basketball
Individual Career Summaries
All games**

ITEJERE, Keeyan

				Field Goals		3-Point		F-Throws		Rebounds									Scoring	
SEASON	TEAM	GP-GS	MIN/AVG	FG-FGA	FG%	3FG-3FGA	3FG%	FT-FTA	FT%	OFF	DEF	TOT	AVG	PF-FO	A	TO	BLK	STL	PTS	AVG
2022-23	Marq	4-0	15/3.8	4-4	1.000	0-0	.000	0-0	.000	1	1	2	0.5	3-0	0	0	0	0	8	2.0
TOTAL		4-0	15/3.8	4-4	1.000	0-0	.000	0-0	.000	1	1	2	0.5	3-0	0	0	0	0	8	2.0

Single Game Highs

Statistic	Value	
Points	4	vs LIU 11/17/22
Rebounds	1	vs LIU 11/17/22, vs Georgia Tech 11/23/22
FG Made	2	vs LIU 11/17/22
FG Attempts	2	vs LIU 11/17/22

JONES, Kam

				Field Goals		3-Point		F-Throws		Rebounds									Scoring	
SEASON	TEAM	GP-GS	MIN/AVG	FG-FGA	FG%	3FG-3FGA	3FG%	FT-FTA	FT%	OFF	DEF	TOT	AVG	PF-FO	A	TO	BLK	STL	PTS	AVG
2021-22	Marq	31-7	573/18.5	81-195	.415	56-143	.392	11-18	.611	8	36	44	1.4	46-1	36	24	3	23	229	7.4
2022-23	Marq	7-7	192/27.4	34-81	.420	17-57	.298	8-10	.800	3	23	26	3.7	12-0	15	9	1	9	93	13.3
TOTAL		38-14	765/20.1	115-276	.417	73-200	.365	19-28	.679	11	59	70	1.8	58-1	51	33	4	32	322	8.5

Single Game Highs

Statistic	Value	
Points	19	vs Georgetown 02/16/22, at Purdue 11/15/22, vs Georgia Tech 11/23/22
Rebounds	6	vs Radford 11/07/22, at Purdue 11/15/22
Assists	5	vs Jackson St. 11/30/21
Steals	3	at UConn 02/08/22, vs LIU 11/17/22
Blocks	1	4 times
FG Made	7	vs Georgetown 02/16/22, at Creighton 02/20/22
FG Attempts	15	vs LIU 11/17/22
3FG Made	5	vs Georgetown 02/16/22, at Purdue 11/15/22
3FG Attempts	12	at Purdue 11/15/22
FT Made	4	vs Ole Miss 11/18/21
FT Attempts	5	vs Ole Miss 11/18/21



JONES, Sean

				Field Goals		3-Point		F-Throws		Rebounds									Scoring	
SEASON	TEAM	GP-GS	MIN/AVG	FG-FGA	FG%	3FG-3FGA	3FG%	FT-FTA	FT%	OFF	DEF	TOT	AVG	PF-FO	A	TO	BLK	STL	PTS	AVG
2022-23	Marq	7-0	110/15.6	15-33	.455	3-13	.231	10-17	.588	1	7	8	1.1	8-0	10	7	0	5	43	6.1
TOTAL		7-0	110/15.6	15-33	.455	3-13	.231	10-17	.588	1	7	8	1.1	8-0	10	7	0	5	43	6.1

Single Game Highs

Statistic	Value	
Points	11	vs Georgia Tech 11/23/22
Rebounds	3	vs Georgia Tech 11/23/22
Assists	3	vs Central Mich. 11/10/22
Steals	2	vs LIU 11/17/22
FG Made	4	vs Mississippi St. 11/21/22
FG Attempts	8	vs Central Mich. 11/10/22
3FG Made	1	vs Central Mich. 11/10/22, vs LIU 11/17/22, vs Georgia Tech 11/23/22
3FG Attempts	5	vs LIU 11/17/22
FT Made	4	vs Georgia Tech 11/23/22
FT Attempts	6	vs Georgia Tech 11/23/22

JOPLIN, David

				Field Goals		3-Point		F-Throws		Rebounds									Scoring	
SEASON	TEAM	GP-GS	MIN/AVG	FG-FGA	FG%	3FG-3FGA	3FG%	FT-FTA	FT%	OFF	DEF	TOT	AVG	PF-FO	A	TO	BLK	STL	PTS	AVG
2021-22	Marq	32-0	224/7.0	34-88	.386	17-59	.288	5-10	.500	7	21	28	0.9	19-0	7	12	8	3	90	2.8
2022-23	Marq	7-0	130/18.5	23-52	.442	16-38	.421	13-14	.929	9	20	29	4.1	12-0	5	15	2	4	75	10.7
TOTAL		39-0	354/9.1	57-140	.407	33-97	.340	18-24	.750	16	41	57	1.5	31-0	12	27	10	7	165	4.2

Single Game Highs

Statistic	Value	
Points	23	vs Central Mich. 11/10/22
Rebounds	9	at Purdue 11/15/22
Assists	3	vs LIU 11/17/22
Steals	2	vs Georgia Tech 11/23/22
Blocks	2	at Providence 01/30/22
FG Made	8	vs Central Mich. 11/10/22
FG Attempts	12	vs Central Mich. 11/10/22
3FG Made	6	vs Central Mich. 11/10/22
3FG Attempts	10	vs Central Mich. 11/10/22
FT Made	4	vs Radford 11/07/22, vs LIU 11/17/22
FT Attempts	5	vs UConn 12/21/21



**Marquette Men's Basketball
Individual Career Summaries
All games**

KENNEDY, Michael

				Field Goals		3-Point		F-Throws		Rebounds									Scoring		
SEASON	TEAM	GP-GS	MIN/AVG	FG-FGA	FG%	3FG-3FGA	3FG%	FT-FTA	FT%	OFF	DEF	TOT	AVG	PF-FO	A	TO	BLK	STL	PTS	AVG	
2019-20	Marq	4-0	3/0.8	0-1	.000	0-1	.000	0-0	.000	1	0	1	0.3	0-0	1	0	0	0	0	0	0.0
2020-21	Marq	1-0	1/1.1	0-0	.000	0-0	.000	0-0	.000	0	0	0	0.0	0-0	0	0	0	0	0	0	0.0
2021-22	Marq	4-0	5/1.2	0-1	.000	0-1	.000	0-0	.000	0	1	1	0.3	0-0	0	0	0	0	0	0	0.0
2022-23	Marq	2-0	2/0.9	0-0	.000	0-0	.000	0-0	.000	0	2	2	1.0	0-0	0	1	0	0	0	0	0.0
TOTAL		11-0	11/1.0	0-2	.000	0-2	.000	0-0	.000	1	3	4	0.4	0-0	1	1	0	0	0	0	0.0

Single Game Highs

Statistic	Value	
Rebounds	2	vs LIU 11/17/22
Assists	1	vs Xavier 01/15/20
FG Attempts	1	vs Central Ark. 12/28/19, vs North Carolina 03/17/22
3FG Attempts	1	vs Central Ark. 12/28/19, vs North Carolina 03/17/22

KOLEK, Tyler

				Field Goals		3-Point		F-Throws		Rebounds									Scoring	
SEASON	TEAM	GP-GS	MIN/AVG	FG-FGA	FG%	3FG-3FGA	3FG%	FT-FTA	FT%	OFF	DEF	TOT	AVG	PF-FO	A	TO	BLK	STL	PTS	AVG
2020-21	GMU	22-18	675/30.7	79-198	.399	53-148	.358	27-34	.794	7	73	80	3.6	39-0	50	32	3	28	238	10.8
2021-22	Marq	32-32	942/29.4	72-225	.320	36-128	.281	34-42	.810	15	103	118	3.7	61-0	188	80	2	44	214	6.7
2022-23	Marq	7-7	203/28.9	21-51	.412	9-21	.429	13-16	.813	5	28	33	4.7	12-0	55	18	1	5	64	9.1
TOTAL FOR Marq		39-39	1144/29.3	93-276	.337	45-149	.302	47-58	.810	20	131	151	3.9	73-0	243	98	3	49	278	7.1
TOTAL		61-57	1819/29.8	172-474	.363	98-297	.330	74-92	.804	27	204	231	3.8	112-0	293	130	6	77	516	8.5

Single Game Highs

Statistic	Value	
Points	19	at Massachusetts 12/30/20, vs Norfolk St. 12/26/20
Rebounds	8	at Kansas St. 12/08/21, vs Radford 11/07/22
Assists	11	vs Georgetown 02/16/22, vs Central Mich. 11/10/22, at Purdue 11/15/22
Steals	5	vs VMI 12/21/20
Blocks	1	6 times
FG Made	7	vs West Virginia 11/19/21
FG Attempts	16	at Dayton 02/05/21
3FG Made	5	vs Norfolk St. 12/26/20
3FG Attempts	11	vs Norfolk St. 12/26/20, at Dayton 02/05/21
FT Made	7	vs Radford 11/07/22
FT Attempts	7	vs SIUE 11/09/21, vs Radford 11/07/22

KOZINSKI, Caleb

				Field Goals		3-Point		F-Throws		Rebounds									Scoring		
SEASON	TEAM	GP-GS	MIN/AVG	FG-FGA	FG%	3FG-3FGA	3FG%	FT-FTA	FT%	OFF	DEF	TOT	AVG	PF-FO	A	TO	BLK	STL	PTS	AVG	
2022-23	Marq	2-0	2/0.9	0-0	.000	0-0	.000	0-0	.000	0	0	0	0.0	0-0	0	0	0	0	0	0	0.0
TOTAL		2-0	2/0.9	0-0	.000	0-0	.000	0-0	.000	0	0	0	0.0	0-0	0	0	0	0	0	0	0.0



**Marquette Men's Basketball
Individual Career Summaries
All games**

LUCAS, Jonah

				Field Goals		3-Point		F-Throws		Rebounds				Scoring							
SEASON	TEAM	GP-GS	MIN/AVG	FG-FGA	FG%	3FG-3FGA	3FG%	FT-FTA	FT%	OFF	DEF	TOT	AVG	PF-FO	A	TO	BLK	STL	PTS	AVG	
2022-23	Marq	2-0	2/0.9	0-2	.000	0-2	.000	0-0	.000	1	0	1	0.5	0-0	1	0	0	0	0	0	0.0
TOTAL		2-0	2/0.9	0-2	.000	0-2	.000	0-0	.000	1	0	1	0.5	0-0	1	0	0	0	0	0	0.0

Single Game Highs

Statistic	Value	
Rebounds	1	vs Central Mich. 11/10/22
Assists	1	vs Central Mich. 11/10/22
FG Attempts	1	vs Central Mich. 11/10/22, vs LIU 11/17/22
3FG Attempts	1	vs Central Mich. 11/10/22, vs LIU 11/17/22

MITCHELL, Stevie

				Field Goals		3-Point		F-Throws		Rebounds				Scoring						
SEASON	TEAM	GP-GS	MIN/AVG	FG-FGA	FG%	3FG-3FGA	3FG%	FT-FTA	FT%	OFF	DEF	TOT	AVG	PF-FO	A	TO	BLK	STL	PTS	AVG
2021-22	Marq	32-0	329/10.3	34-72	.472	7-20	.350	14-25	.560	9	35	44	1.4	44-1	30	21	3	22	89	2.8
2022-23	Marq	7-7	158/22.6	19-44	.432	7-20	.350	9-14	.643	5	17	22	3.1	14-1	10	7	1	10	54	7.7
TOTAL		39-7	488/12.5	53-116	.457	14-40	.350	23-39	.590	14	52	66	1.7	58-2	40	28	4	32	143	3.7

Single Game Highs

Statistic	Value	
Points	14	vs SIUE 11/09/21
Rebounds	7	vs Creighton 01/01/22, vs Radford 11/07/22
Assists	4	vs SIUE 11/09/21, vs NIU 11/27/21
Steals	3	at DePaul 03/02/22, vs Central Mich. 11/10/22
Blocks	2	vs NIU 11/27/21
FG Made	5	vs SIUE 11/09/21, at DePaul 03/02/22, vs Radford 11/07/22
FG Attempts	10	vs SIUE 11/09/21, vs Radford 11/07/22
3FG Made	2	at DePaul 03/02/22
3FG Attempts	5	at Purdue 11/15/22, vs Chicago St. 11/26/22
FT Made	3	vs SIUE 11/09/21, vs Jackson St. 11/30/21, vs Chicago St. 11/26/22
FT Attempts	5	vs SIUE 11/09/21, vs Jackson St. 11/30/21



**Marquette Men's Basketball
Individual Career Summaries
All games**

PROSPER, Olivier-maxence

SEASON	TEAM	GP-GS	MIN/AVG	Field Goals		3-Point		F-Throws		Rebounds				Scoring						
				FG-FGA	FG%	3FG-3FGA	3FG%	FT-FTA	FT%	OFF	DEF	TOT	AVG	PF-FO	A	TO	BLK	STL	PTS	AVG
2020-21	CU	22-2	215/9.8	18-52	.346	3-18	.167	15-22	.682	18	23	41	1.9	21-0	6	8	3	4	54	2.5
2021-22	Marq	32-25	663/20.7	76-165	.461	19-60	.317	41-50	.820	19	87	106	3.3	68-0	29	29	4	28	212	6.6
2022-23	Marq	7-7	183/26.1	29-53	.547	5-16	.313	26-39	.667	12	26	38	5.4	22-1	5	13	1	10	89	12.7
TOTAL FOR Marq		39-32	846/21.7	105-218	.482	24-76	.316	67-89	.753	31	113	144	3.7	90-1	34	42	5	38	301	7.7
TOTAL		61-34	1061/17.4	123-270	.456	27-94	.287	82-111	.739	49	136	185	3.0	111-1	40	50	8	42	355	5.8

Single Game Highs

Statistic	Value	
Points	31	vs LIU 11/17/22
Rebounds	11	vs Chicago St. 11/26/22
Assists	4	vs Providence 01/04/22
Steals	4	vs Mississippi St. 11/21/22
Blocks	2	vs Alabama 12/12/20
FG Made	11	vs LIU 11/17/22
FG Attempts	12	vs LIU 11/17/22, vs Chicago St. 11/26/22
3FG Made	4	vs North Carolina 03/17/22
3FG Attempts	8	vs North Carolina 03/17/22
FT Made	6	vs Radford 11/07/22, vs LIU 11/17/22, vs Chicago St. 11/26/22
FT Attempts	9	vs Central Mich. 11/10/22, vs Chicago St. 11/26/22

ROSS, Chase

SEASON	TEAM	GP-GS	MIN/AVG	Field Goals		3-Point		F-Throws		Rebounds				Scoring						
				FG-FGA	FG%	3FG-3FGA	3FG%	FT-FTA	FT%	OFF	DEF	TOT	AVG	PF-FO	A	TO	BLK	STL	PTS	AVG
2022-23	Marq	7-0	119/17.0	14-30	.467	4-15	.267	7-9	.778	4	12	16	2.3	17-1	4	3	1	8	39	5.6
TOTAL		7-0	119/17.0	14-30	.467	4-15	.267	7-9	.778	4	12	16	2.3	17-1	4	3	1	8	39	5.6

Single Game Highs

Statistic	Value	
Points	11	vs Central Mich. 11/10/22
Rebounds	5	vs Chicago St. 11/26/22
Assists	2	vs LIU 11/17/22
Steals	2	vs LIU 11/17/22, vs Chicago St. 11/26/22, vs Georgia Tech 11/23/22
Blocks	1	vs LIU 11/17/22
FG Made	4	vs Central Mich. 11/10/22
FG Attempts	7	vs Central Mich. 11/10/22
3FG Made	1	4 times
3FG Attempts	3	vs Central Mich. 11/10/22, vs Chicago St. 11/26/22
FT Made	4	vs Georgia Tech 11/23/22
FT Attempts	4	vs Georgia Tech 11/23/22



WALSON, Rj

				Field Goals		3-Point		F-Throws		Rebounds								Scoring		
SEASON	TEAM	GP-GS	MIN/AVG	FG-FGA	FG%	3FG-3FGA	3FG%	FT-FTA	FT%	OFF	DEF	TOT	AVG	PF-FO	A	TO	BLK	STL	PTS	AVG
2022-23	Marq	2-0	2/0.9	0-1	.000	0-1	.000	0-0	.000	0	0	0	0.0	0-0	0	1	0	0	0	0.0
TOTAL		2-0	2/0.9	0-1	.000	0-1	.000	0-0	.000	0	0	0	0.0	0-0	0	1	0	0	0	0.0

Single Game Highs

Statistic	Value	
FG Attempts	1	vs Central Mich. 11/10/22
3FG Attempts	1	vs Central Mich. 11/10/22

WRIGHTSIL, Zach

				Field Goals		3-Point		F-Throws		Rebounds								Scoring		
SEASON	TEAM	GP-GS	MIN/AVG	FG-FGA	FG%	3FG-3FGA	3FG%	FT-FTA	FT%	OFF	DEF	TOT	AVG	PF-FO	A	TO	BLK	STL	PTS	AVG
2022-23	Marq	3-0	26/8.6	2-6	.333	0-1	.000	0-0	.000	1	4	5	1.7	0-0	2	4	0	1	4	1.3
TOTAL		3-0	26/8.6	2-6	.333	0-1	.000	0-0	.000	1	4	5	1.7	0-0	2	4	0	1	4	1.3

Single Game Highs

Statistic	Value	
Points	2	vs Radford 11/07/22, vs LIU 11/17/22
Rebounds	5	vs LIU 11/17/22
Assists	2	vs LIU 11/17/22
Steals	1	vs LIU 11/17/22
FG Made	1	vs Radford 11/07/22, vs LIU 11/17/22
FG Attempts	4	vs LIU 11/17/22
3FG Attempts	1	vs LIU 11/17/22



2022-23 Marquette Men's Basketball Combined Team Statistics All games

Game Records

Record	Overall	Home	Away	Neutral
ALL GAMES	5-2	4-0	0-1	1-1
CONFERENCE	0-0	0-0	0-0	0-0
NON-CONFERENCE	5-2	4-0	0-1	1-1

Score by Periods

Team	1st	2nd	OT	TOT
Marquette	268	294	0	562
Opponents	203	258	0	461

Team Box Score

No.	Player	Total			3-Point		F-Throw		Rebounds				Other									
		GP-GS	MIN	AVG	FG-FGA	FG%	3FG-3FGA	3FG%	FT-FTA	FT%	OFF	DEF	TOT	AVG	PF	DQ	A	TO	BLK	STL	PTS	AVG
1	JONES, Kam				34-81	.420	17-57	.298	8-10	.800	3	23	26	3.7	12	0	15	9	1	9	93	13.3
12	PROSPER, Olivier-Maxence	7-7	183:02	26.1	29-53	.547	5-16	.313	26-39	.667	12	26	38	5.4	22	1	5	13	1	10	89	12.7
23	JOPLIN, David	7-0	129:50	18.5	23-52	.442	16-38	.421	13-14	.929	9	20	29	4.1	12	0	5	15	2	4	75	10.7
13	IGHODARO, Oso	7-7	198:27	28.3	34-55	.618	0-0	.000	7-17	.412	11	31	42	6.0	20	2	24	7	14	8	75	10.7
11	KOLEK, Tyler	7-7	202:34	28.9	21-51	.412	9-21	.429	13-16	.813	5	28	33	4.7	12	0	55	18	1	5	64	9.1
4	MITCHELL, Stevie	7-7	158:21	22.6	19-44	.432	7-20	.350	9-14	.643	5	17	22	3.1	14	1	10	7	1	10	54	7.7
22	JONES, Sean	7-0	109:31	15.6	15-33	.455	3-13	.231	10-17	.588	1	7	8	1.1	8	0	10	7	0	5	43	6.1
5	ROSS, Chase	7-0	119:05	17.0	14-30	.467	4-15	.267	7-9	.778	4	12	16	2.3	17	1	4	3	1	8	39	5.6
21	GOLD, Ben	7-0	58:59	8.4	7-22	.318	2-14	.143	2-3	.667	3	5	8	1.1	9	0	3	4	4	4	18	2.6
40	ITEJERE, Keeyan	4-0	15:13	3.8	4-4	1.000	0-0	.000	0-0	.000	1	1	2	0.5	3	0	0	0	0	0	8	2.0
10	WRIGHTSIL, Zach	3-0	25:47	8.6	2-6	.333	0-1	.000	0-0	.000	1	4	5	1.7	0	0	2	4	0	1	4	1.3
51	WALSON, RJ	2-0	01:54	0.9	0-1	.000	0-1	.000	0-0	.000	0	0	0	0.0	0	0	0	1	0	0	0	0.0
42	KENNEDY, Michael	2-0	01:54	0.9	0-0	.000	0-0	.000	0-0	.000	0	2	2	1.0	0	0	0	1	0	0	0	0.0
41	LUCAS, Jonah	2-0	01:54	0.9	0-2	.000	0-2	.000	0-0	.000	1	0	1	0.5	0	0	1	0	0	0	0	0.0
25	KOZINSKI, Caleb	2-0	01:54	0.9	0-0	.000	0-0	.000	0-0	.000	0	0	0	0.0	0	0	0	0	0	0	0	0.0
Team											11	16	27				2					
Total		7	1400		202-434	.465	63-198	.318	95-139	.683	67	192	259	37.0	129	5	134	91	25	64	562	80.3
Opponents		7	1400		164-413	.397	47-156	.301	86-130	.662	71	186	257	36.7	109	2	87	115	19	47	461	65.9

Team Statistics

	MARQ	OPP
Scoring	562	461
Points per game	80.3	65.9
Scoring margin	+14.4	-
Field goals-att	202-434	164-413
Field goal pct	.465	.397
3 point fg-att	63-198	47-156
3-point FG pct	.318	.301
3-pt FG made per game	9.0	6.7
Free throws-att	95-139	86-130
Free throw pct	.683	.662
F-Throws made per game	13.6	12.3
Rebounds	259	257
Rebounds per game	37.0	36.7
Rebounding margin	+0.3	-
Assists	134	87
Assists per game	19.1	12.4
Turnovers	91	115
Turnovers per game	13.0	16.4
Turnover margin	+3.4	-
Assist/turnover ratio	1.5	0.8
Steals	64	47
Steals per game	9.1	6.7
Blocks	25	19
Blocks per game	3.6	2.7
Winning streak	2	-
Home win streak	4	-
Attendance	41387	14876
Home games-Avg/Game	4-10347	1-14876
Neutral site-Avg/Game	-	2-1793

Team Results

Date	Opponent		Score	Att.
11/07/2022	Radford	W	79-69	12393
11/10/2022	Central Mich.	W	97-73	3706
11/15/2022	at Purdue	L	70-75	14876
11/17/2022	LIU	W	95-58	12476
11/21/2022	vs Mississippi St.	L	55-58	1894
11/23/2022	vs Georgia Tech	W	84-60	1691
11/26/2022	Chicago St.	W	82-68	12812