



Norfolk St. at Baylor

03/17/22 Dickies Arena, Fort Worth
2021-22 Men's Basketball

Officials: Jeff Anderson, Darren George, Rob Kuenemam

Norfolk St. - 49

Record: 24-7

NO.	Name	F	Min	FG			3P			FT			Rebounds			Fouls		TP	AS	TO	ST	Blocks		+/-
				M-A	M-A	M-A	OR	DR	TOT	PF	FD	BS	BA											
21	Dana Tate	F	17:45	0-5	0-3	0-0	1	0	1	1	0	0	0	0	0	0	1	1	0	0	0	0	-19	
30	Kris Bankston	F	17:34	1-2	0-0	1-2	3	0	3	4	3	3	3	0	0	0	0	0	0	0	0	0	-19	
0	Christian Ings	G	27:42	2-8	1-5	0-0	1	2	3	2	3	5	2	2	2	2	2	0	0	0	0	-28		
4	Joe Bryant	G	34:48	5-15	2-4	3-4	1	4	5	2	5	15	0	4	0	0	2	0	0	0	2	-33		
5	Tyrese Jenkins	G	28:55	3-7	1-3	0-0	1	0	1	0	1	7	1	1	1	1	0	0	0	0	0	-26		
1	Nyzaiah Chambers		15:16	0-0	0-0	4-4	1	3	4	3	2	4	0	0	0	0	0	0	0	0	0	-21		
13	Daryl Anderson		12:49	0-5	0-3	0-0	0	0	0	1	0	0	0	0	0	0	0	0	0	0	0	-2		
2	Terrance Jones		23:34	4-10	1-3	0-0	1	0	1	2	0	9	0	3	2	0	0	0	0	0	0	-14		
32	Chris Ford		15:25	3-4	0-0	0-0	4	1	5	1	0	6	0	1	0	1	1	1	1	1	1	-9		
3	Jalen Hawkins		02:02	0-1	0-1	0-0	0	1	1	0	0	0	0	0	0	0	0	0	0	0	0	-3		
22	Andre Bottoms		02:05	0-0	0-0	0-0	0	0	0	0	0	0	0	1	0	0	0	0	0	0	0	-3		
35	Yoro Sidibe		02:05	0-0	0-0	0-0	0	0	0	1	0	0	0	0	0	0	0	0	0	0	0	-3		
Team							2	3	5			0			3									
Totals				18-57	5-22	8-10	15	14	29	17	14	49	7	15	6	1	3							

Shooting By Period		
1 st FG%	10-30	33.3%
3PT%	3-11	27.3%
FT%	4-5	80%
2 nd FG%	8-27	29.6%
3PT%	2-11	18.2%
FT%	4-5	80%
GM FG%	18-57	31.6%
3PT%	5-22	22.7%
FT%	8-10	80.0%

Dead Ball Rebounds: 1, 0

Technical Fouls::NONE

Baylor - 85

Record: 27-6

NO.	Name	F	Min	FG			3P			FT			Rebounds			Fouls		TP	AS	TO	ST	Blocks		+/-
				M-A	M-A	M-A	OR	DR	TOT	PF	FD	BS	BA											
0	Flo Thamba	F	24:51	7-9	0-0	0-3	3	3	6	2	2	14	1	1	2	1	1	2	1	1	1	23		
2	Kendall Brown	F	19:40	2-4	0-1	0-0	3	0	3	2	1	4	1	1	0	0	0	0	0	0	0	13		
24	Matthew Mayer	F	26:34	8-12	4-7	2-2	2	4	6	2	2	22	1	4	2	1	0	2	1	0	0	26		
10	Adam Flagler	G	22:28	4-7	2-5	1-2	0	0	0	2	1	11	3	0	1	0	0	0	0	0	0	13		
11	James Akinjo	G	35:02	2-6	2-5	4-4	0	4	4	2	4	10	10	3	0	0	0	0	0	0	0	33		
1	Jeremy Sochan		26:46	6-9	2-4	1-2	1	6	7	3	3	15	3	1	1	1	1	0	0	0	0	28		
3	Dale Bonner		26:21	0-3	0-2	2-2	1	0	1	0	1	2	5	0	0	0	0	0	0	0	0	23		
5	Jordan Turner		10:25	2-3	1-2	1-2	1	5	6	0	1	6	0	0	0	0	0	0	0	0	0	14		
32	Zach Loveday		05:48	0-0	0-0	1-4	0	0	0	1	2	1	0	0	0	0	0	0	0	0	0	4		
20	Austin Sacks		02:05	0-1	0-1	0-0	0	0	0	0	0	0	0	0	0	0	0	0	0	0	0	3		
Team							2	3	5			0			0									
Totals				31-54	11-27	12-21	13	25	38	14	17	85	24	10	6	3	1							

Shooting By Period		
1 st FG%	15-27	55.6%
3PT%	7-16	43.8%
FT%	6-8	75%
2 nd FG%	16-27	59.3%
3PT%	4-11	36.4%
FT%	6-13	46.2%
GM FG%	31-54	57.4%
3PT%	11-27	40.7%
FT%	12-21	57.1%

Dead Ball Rebounds: 5, 0

Technical Fouls::NONE

	NSU	BAY
Biggest lead	0 (1 st 20:00)	37 (2 nd 1:17)
Best Scoring Run	5 (1 st 0:49)	13 (2 nd 1:17)
Lead Changes	0	
Times Tied	0	
Time with Lead	00:00	39:13

	NSU	BAY
Points from		
Turnovers	3	21
Paint	26	38
Second Chance	13	19
Fast Breaks	2	17
Bench	19	24

	Period by Period Scoring		
	1st	2nd	TOT
NSU	27	22	49
BAY	43	42	85



Norfolk St. at Baylor

03/17/22 Dickies Arena, Fort Worth
2021-22 Men's Basketball

Officials: Jeff Anderson, Darren George, Rob Kuenemam

Period 1

Quarter Starters:

BAY	0 Thamba F	2 Brown K	10 Flagler A	11 Akinjo J	24 Mayer M
NSU	0 Ings C	4 Bryant J	5 Jenkins T	21 Tate D	30 Bankston K

Game Time	BAY	Score	Diff	NSU
20:00	0 THAMBA F jumpball won			30 BANKSTON K jumpball lost
19:48	11 AKINJO J turnover lost ball (1)			
19:34				4 BRYANT J 2pt FG from turnover in the paint, layup missed
19:30	24 MAYER M defensive rebound (1)			
19:24	11 AKINJO J 3pt FG , jump shot missed			
19:18	0 THAMBA F offensive rebound (1)			
19:13	10 FLAGLER A 3pt FG second chance, jump shot made (3)	3-0	3	
19:13	0 THAMBA F assist (1)			
19:03				5 JENKINS T turnover bad pass (1)
18:56	24 MAYER M 3pt FG from turnover, jump shot missed			
18:50	2 BROWN K offensive rebound (1)			
18:34	10 FLAGLER A 2pt FG from turnover second chance in the paint, driving layup made (5)	5-0	5	
18:34	24 MAYER M assist (1)			
18:02				0 INGS C 3pt FG , jump shot missed
17:55				0 INGS C offensive rebound (1)
17:55	10 FLAGLER A foul personal (1 - 1)			0 INGS C foul drawn (1)
17:39		5-3	2	4 BRYANT J 3pt FG second chance, jump shot made (3)
17:39				0 INGS C assist (1)
17:25	24 MAYER M turnover bad pass (1)			21 TATE D steal (1)
17:17	10 FLAGLER A foul personal (2 - 2)			0 INGS C foul drawn (2)
17:17	10 FLAGLER A substitution out			
17:17	24 MAYER M substitution out			
17:17	1 SOCHAN J substitution in			
17:17	3 BONNER D substitution in			
17:17				4 BRYANT J turnover bad pass (1)
17:17	11 AKINJO J foul drawn (1)			30 BANKSTON K foul personal (1 - 1)
16:51	1 SOCHAN J 3pt FG from turnover, jump shot made (3)	8-3	5	
16:51	11 AKINJO J assist (1)			
16:24		8-5	3	30 BANKSTON K 2pt FG in the paint, dunk, made (2)
16:24				0 INGS C assist (2)
16:14	0 THAMBA F foul offensive (1 - 3)			5 JENKINS T foul drawn (1)
16:14	0 THAMBA F turnover offensive (1)			
16:14	2 BROWN K substitution out			
16:14	24 MAYER M substitution in			
15:55				21 TATE D 3pt FG from turnover, jump shot missed
15:52	11 AKINJO J defensive rebound (1)			
15:44	11 AKINJO J 3pt FG , jump shot made (3)	11-5	6	
15:44	1 SOCHAN J assist (1)			
15:19				4 BRYANT J 2pt FG in the paint, driving layup blocked
15:19	24 MAYER M block (1)			
15:17	1 SOCHAN J defensive rebound (1)			
15:16	11 AKINJO J foul drawn (2)			21 TATE D foul personal (1 - 2)



Norfolk St. at Baylor

03/17/22 Dickies Arena, Fort Worth
2021-22 Men's Basketball

Officials: Jeff Anderson, Darren George, Rob Kuenemam

Game Time	BAY	Score	Diff	NSU
15:16	Timeout media			
15:16				21 TATE D substitution out
15:16				1 CHAMBERS N substitution in
15:02	3 BONNER D 2pt FG in the paint, driving layup missed			
14:58	0 THAMBA F offensive rebound (2)			
14:58	0 THAMBA F 2pt FG second chance in the paint, layup missed			
14:57	offensive rebound (7)			
14:48	24 MAYER M 3pt FG second chance, jump shot made (3)	14-5	9	
14:48	3 BONNER D assist (1)			
14:31	0 THAMBA F foul personal (2 - 4)			30 BANKSTON K foul drawn (1)
14:31	0 THAMBA F substitution out			
14:31	2 BROWN K substitution in			
14:17	1 SOCHAN J foul personal (1 - 5)			30 BANKSTON K foul drawn (2)
14:14	11 AKINJO J foul personal (1 - 6)			0 INGS C foul drawn (3)
13:56				4 BRYANT J turnover travel (2)
13:42	24 MAYER M 2pt FG from turnover in the paint, layup made (5)	16-5	11	
13:42	3 BONNER D assist (2)			
13:27		16-8	8	0 INGS C 3pt FG , jump shot made (3)
13:27				30 BANKSTON K assist (1)
13:06	3 BONNER D foul drawn (1)			30 BANKSTON K foul shooting (2 - 3)
13:06	3 BONNER D free throw 1 - 2 made (1)	17-8	9	
13:06	11 AKINJO J substitution out			
13:06	10 FLAGLER A substitution in			
13:06				30 BANKSTON K substitution out
13:06				21 TATE D substitution in
13:06	3 BONNER D free throw 2 - 2 made (2)	18-8	10	
12:52	2 BROWN K foul shooting (1 - 7)			1 CHAMBERS N foul drawn (1)
12:52		18-9	9	1 CHAMBERS N free throw 1 - 2 made (1)
12:52		18-10	8	1 CHAMBERS N free throw 2 - 2 made (2)
12:44	24 MAYER M 3pt FG fast break, jump shot made (8)	21-10	11	
12:44	3 BONNER D assist (3)			
12:08				turnover shot clock (4)
11:51	1 SOCHAN J foul drawn (1)			4 BRYANT J foul shooting (1 - 4)
11:51	Timeout media			
11:51	3 BONNER D substitution out			
11:51	11 AKINJO J substitution in			
11:51	1 SOCHAN J free throw 1 - 2 made (4)	22-10	12	
11:51	1 SOCHAN J free throw 2 - 2 missed			
11:51				1 CHAMBERS N defensive rebound (1)
11:26				0 INGS C 3pt FG , jump shot missed
11:24				21 TATE D offensive rebound (1)
11:22				4 BRYANT J 3pt FG second chance, jump shot missed
11:20	11 AKINJO J defensive rebound (2)			
11:13	2 BROWN K 2pt FG in the paint, layup made (2)	24-10	14	
11:13	11 AKINJO J assist (2)			
10:58				21 TATE D 3pt FG , jump shot missed
10:55				4 BRYANT J offensive rebound (1)
10:53				21 TATE D 2pt FG second chance in the paint, layup missed
10:50	1 SOCHAN J defensive rebound (2)			



Norfolk St. at Baylor

03/17/22 Dickies Arena, Fort Worth
2021-22 Men's Basketball

Officials: Jeff Anderson, Darren George, Rob Kuenemam

Game Time	BAY	Score	Diff	NSU
10:47	11 AKINJO J 3pt FG fast break, jump shot made (6)	27-10	17	
10:44				Timeout 30 Sec
10:44	2 BROWN K substitution out			
10:44	0 THAMBA F substitution in			
10:44				21 TATE D substitution out
10:44				13 ANDERSON D substitution in
10:17				0 INGS C 2pt FG in the paint, layup missed
10:14	1 SOCHAN J defensive rebound (3)			
10:00	24 MAYER M turnover bad pass (2)			5 JENKINS T steal (1)
09:56				5 JENKINS T 2pt FG from turnover outside the paint, jump shot missed
09:53	defensive rebound (11)			
09:53	1 SOCHAN J substitution out			
09:53	2 BROWN K substitution in			
09:38	10 FLAGLER A 3pt FG , jump shot missed			
09:33				0 INGS C defensive rebound (2)
09:18				13 ANDERSON D 3pt FG , jump shot missed
09:14				5 JENKINS T offensive rebound (1)
08:55	10 FLAGLER A steal (1)			4 BRYANT J turnover bad pass (3)
08:51	10 FLAGLER A foul drawn (1)			0 INGS C foul shooting (1 - 5)
08:51	10 FLAGLER A free throw fast break 1 - 2 missed			
08:51	offensive dead ball rebound (1)			
08:51	24 MAYER M substitution out			
08:51	3 BONNER D substitution in			
08:51				0 INGS C substitution out
08:51				1 CHAMBERS N substitution out
08:51				2 JONES T substitution in
08:51				32 FORD C substitution in
08:51	10 FLAGLER A free throw fast break 2 - 2 made (6)	28-10	18	
08:30				4 BRYANT J 2pt FG in the paint, driving layup blocked
08:30	0 THAMBA F block (1)			
08:30				offensive rebound (7)
08:25				2 JONES T 3pt FG second chance, jump shot missed
08:21				32 FORD C offensive rebound (1)
08:18		28-12	16	32 FORD C 2pt FG second chance in the paint, turnaround jump shot made (2)
07:50	0 THAMBA F 2pt FG in the paint, layup made (2)	30-12	18	
07:50	3 BONNER D assist (4)			
07:35		30-14	16	5 JENKINS T 2pt FG in the paint, driving layup made (2)
07:25	2 BROWN K 3pt FG , jump shot missed			
07:21	3 BONNER D offensive rebound (1)			
07:19	11 AKINJO J 3pt FG second chance, jump shot missed			
07:16				4 BRYANT J defensive rebound (2)
07:11		30-16	14	4 BRYANT J 2pt FG fast break in the paint, driving layup made (5)
06:41	0 THAMBA F 2pt FG in the paint, dunk, made (4)	32-16	16	
06:41	10 FLAGLER A assist (1)			
06:18		32-18	14	2 JONES T 2pt FG in the paint, layup made (2)
05:53	10 FLAGLER A 2pt FG in the paint, layup made (8)	34-18	16	
05:53	11 AKINJO J assist (3)			



Norfolk St. at Baylor

03/17/22 Dickies Arena, Fort Worth
2021-22 Men's Basketball

Officials: Jeff Anderson, Darren George, Rob Kuenemam

Game Time	BAY	Score	Diff	NSU
05:51	Timeout media			
05:51	0 THAMBA F substitution out			
05:51	2 BROWN K substitution out			
05:51	1 SOCHAN J substitution in			
05:51	24 MAYER M substitution in			
05:51				4 BRYANT J substitution out
05:51				5 JENKINS T substitution out
05:51				0 INGS C substitution in
05:51				21 TATE D substitution in
05:20				32 FORD C 2pt FG in the paint, dunk, blocked
05:20	1 SOCHAN J block (1)			
05:13				32 FORD C offensive rebound (2)
05:13		34-20	14	32 FORD C 2pt FG second chance in the paint, dunk, made (4)
05:00	10 FLAGLER A 3pt FG , jump shot missed			
05:00				defensive rebound (11)
05:00	10 FLAGLER A substitution out			
05:00	2 BROWN K substitution in			
04:49				13 ANDERSON D 2pt FG in the paint, turnaround jump shot missed
04:46	24 MAYER M defensive rebound (2)			
04:41	11 AKINJO J turnover bad pass (2)			0 INGS C steal (1)
04:19	24 MAYER M steal (1)			0 INGS C turnover bad pass (1)
04:17	2 BROWN K foul drawn (1)			0 INGS C foul personal (2 - 6)
04:17				0 INGS C substitution out
04:17				4 BRYANT J substitution in
03:57	24 MAYER M 3pt FG from turnover, jump shot missed			
03:54	2 BROWN K offensive rebound (2)			
03:53	1 SOCHAN J 3pt FG from turnover second chance, jump shot made (7)	37-20	17	
03:53	2 BROWN K assist (1)			
03:30				2 JONES T 2pt FG outside the paint, pull up jump shot missed
03:27	11 AKINJO J defensive rebound (3)			
03:26	11 AKINJO J foul drawn (3)			2 JONES T foul personal (1 - 7)
03:26	Timeout media			
03:26	11 AKINJO J 1&1 free throw 1 made (7)	38-20	18	
03:26	11 AKINJO J 1&1 free throw 2 made (8)	39-20	19	
02:59				2 JONES T turnover out of bounds (1)
02:50	24 MAYER M 3pt FG from turnover, jump shot missed			
02:46				32 FORD C defensive rebound (3)
02:28				21 TATE D 2pt FG outside the paint, step back jump shot missed
02:24				32 FORD C offensive rebound (4)
02:21		39-22	17	4 BRYANT J 2pt FG second chance in the paint, driving layup made (7)
02:21	24 MAYER M foul shooting (1 - 8)			4 BRYANT J foul drawn (1)
02:21	24 MAYER M substitution out			
02:21	0 THAMBA F substitution in			
02:21				21 TATE D substitution out
02:21				5 JENKINS T substitution in
02:21				4 BRYANT J free throw 1 - 1 missed



Norfolk St. at Baylor

03/17/22 Dickies Arena, Fort Worth
2021-22 Men's Basketball

Officials: Jeff Anderson, Darren George, Rob Kuenemam

Game Time	BAY	Score	Diff	NSU
02:21	1 SOCHAN J defensive rebound (4)			
02:10	1 SOCHAN J 2pt FG in the paint, alleyoop made (9)	41-22	19	
02:10	11 AKINJO J assist (4)			
01:51				4 BRYANT J 2pt FG outside the paint, pull up jump shot missed
01:47	1 SOCHAN J defensive rebound (5)			
01:44	2 BROWN K foul offensive (2 - 9)			4 BRYANT J foul drawn (2)
01:44	2 BROWN K turnover offensive (1)			
01:42	2 BROWN K substitution out			
01:42	24 MAYER M substitution in			
01:27	11 AKINJO J foul personal (2 - 10)			4 BRYANT J foul drawn (3)
01:27		41-23	18	4 BRYANT J free throw 1 - 2 made (8)
01:27		41-24	17	4 BRYANT J free throw 2 - 2 made (9)
01:12	11 AKINJO J 3pt FG , jump shot missed			
01:09				defensive rebound (14)
00:49		41-27	14	2 JONES T 3pt FG , jump shot made (5)
00:27	1 SOCHAN J 2pt FG outside the paint, jump shot missed			
00:24				4 BRYANT J defensive rebound (3)
00:17				13 ANDERSON D 3pt FG , jump shot missed
00:12				32 FORD C offensive rebound (5)
00:08				4 BRYANT J 2pt FG second chance in the paint, driving layup missed
00:04	1 SOCHAN J defensive rebound (6)			
00:03	24 MAYER M 2pt FG fast break in the paint, dunk, made (10)	43-27	16	
00:03	1 SOCHAN J assist (2)			
END OF PERIOD				
BAY 43-27 NSU				



Norfolk St. at Baylor

03/17/22 Dickies Arena, Fort Worth
2021-22 Men's Basketball

Officials: Jeff Anderson, Darren George, Rob Kuenemam

Norfolk St. - 27

NO.	Name	F	Min	FG	3P	FT	Rebounds			Fouls		TP	AS	TO	ST	Blocks		+/-
				M-A	M-A	M-A	OR	DR	TOT	PF	FD					BS	BA	
21	Dana Tate	F	10:36	0-4	0-2	0-0	1	0	1	1	0	0	0	0	1	0	0	-15
30	Kris Bankston	F	06:54	1-1	0-0	0-0	0	0	0	2	2	2	1	0	0	0	0	-9
0	Christian Ings	G	12:43	1-4	1-3	0-0	1	1	2	2	3	3	2	1	1	0	0	-15
4	Joe Bryant	G	18:26	3-9	1-2	2-3	1	2	3	1	3	9	0	3	0	0	2	-18
5	Tyrese Jenkins	G	16:30	1-2	0-0	0-0	1	0	1	0	1	2	0	1	1	0	0	-15
1	Nyzaiah Chambers		06:25	0-0	0-0	2-2	0	1	1	0	1	2	0	0	0	0	0	-11
13	Daryl Anderson		10:44	0-3	0-2	0-0	0	0	0	0	0	0	0	0	0	0	0	1
2	Terrance Jones		08:51	2-4	1-2	0-0	0	0	0	1	0	5	0	1	0	0	0	1
32	Chris Ford		08:51	2-3	0-0	0-0	4	1	5	0	0	4	0	0	0	0	1	1
Team							1	2	3			0		1				
Totals				10-30	3-11	4-5	9	7	16	7	10	27	3	7	3	0	3	-16

Shooting By Period		
1st FG%	10-30	33.3%
3PT%	3-11	27.3%
FT%	4-5	80%
GM FG%	10-30	33.3%
3PT%	3-11	27.3%
FT%	4-5	80.0%

Dead Ball Rebounds: 0, 0

Technical Fouls::NONE

Baylor - 43

NO.	Name	F	Min	FG	3P	FT	Rebounds			Fouls		TP	AS	TO	ST	Blocks		+/-
				M-A	M-A	M-A	OR	DR	TOT	PF	FD					BS	BA	
0	Flo Thamba	F	12:43	2-3	0-0	0-0	2	0	2	2	0	4	1	1	0	1	0	7
2	Kendall Brown	F	14:53	1-2	0-1	0-0	2	0	2	2	1	2	1	1	0	0	0	15
24	Matthew Mayer	F	15:18	4-7	2-5	0-0	0	2	2	1	0	10	1	2	1	1	0	14
10	Adam Flagler	G	10:49	3-5	1-3	1-2	0	0	0	2	1	8	1	0	1	0	0	7
11	James Akinjo	G	18:45	2-5	2-5	2-2	0	3	3	2	3	8	4	2	0	0	0	14
1	Jeremy Sochan		13:15	3-4	2-2	1-2	0	6	6	1	1	9	2	0	0	1	0	15
3	Dale Bonner		14:17	0-1	0-0	2-2	1	0	1	0	1	2	4	0	0	0	0	8
Team							1	1	2			0		0				
Totals				15-27	7-16	6-8	6	12	18	10	7	43	14	6	2	3	0	16

Shooting By Period		
1st FG%	15-27	55.6%
3PT%	7-16	43.8%
FT%	6-8	75%
GM FG%	15-27	55.6%
3PT%	7-16	43.8%
FT%	6-8	75.0%

Dead Ball Rebounds: 1, 0

Technical Fouls::NONE

	NSU	BAY
Biggest lead	0 (1st 20:00)	19 (1st 3:26)
Best Scoring Run	5(1st 0:49)	10(1st 8:51)
Lead Changes	0	
Times Tied	0	
Time with Lead	00:00	19:13

	NSU	BAY
Points from		
Turnovers	2	12
Paint	14	16
Second Chance	9	11
Fast Breaks	2	11
Bench	11	11

	Period by Period Scoring		
	1st	2nd	TOT
NSU	27	22	49
BAY	43	42	85



Norfolk St. at Baylor

03/17/22 Dickies Arena, Fort Worth
2021-22 Men's Basketball

Officials: Jeff Anderson, Darren George, Rob Kuenemam

Period 2

Quarter Starters:

BAY	0 Thamba F	2 Brown K	10 Flagler A	11 Akinjo J	24 Mayer M
NSU	0 Ings C	4 Bryant J	5 Jenkins T	21 Tate D	30 Bankston K

Game Time	BAY	Score	Diff	NSU
20:00	1 SOCHAN J substitution out			
20:00	3 BONNER D substitution out			
20:00	2 BROWN K substitution in			
20:00	10 FLAGLER A substitution in			
20:00				2 JONES T substitution out
20:00				13 ANDERSON D substitution out
20:00				32 FORD C substitution out
20:00				0 INGS C substitution in
20:00				21 TATE D substitution in
20:00				30 BANKSTON K substitution in
19:47				5 JENKINS T 3pt FG , jump shot missed
19:44				30 BANKSTON K offensive rebound (1)
19:43		43-30	13	5 JENKINS T 3pt FG second chance, jump shot made (5)
19:43				30 BANKSTON K assist (2)
19:13	11 AKINJO J 2pt FG in the paint, driving layup missed			
19:11				0 INGS C defensive rebound (3)
19:11	jump ball situation			
19:11	0 THAMBA F steal (1)			21 TATE D turnover lost ball (1)
18:56	24 MAYER M turnover bad pass (3)			
18:56	2 BROWN K substitution out			
18:56	1 SOCHAN J substitution in			
18:39				5 JENKINS T 2pt FG from turnover outside the paint, pull up jump shot missed
18:36	0 THAMBA F defensive rebound (3)			
18:20	24 MAYER M 3pt FG , jump shot made (13)	46-30	16	
18:20	11 AKINJO J assist (5)			
17:54	0 THAMBA F steal (2)			4 BRYANT J turnover bad pass (4)
17:49	10 FLAGLER A 3pt FG from turnover, jump shot missed			
17:46	1 SOCHAN J offensive rebound (7)			
17:45	1 SOCHAN J 2pt FG from turnover second chance in the paint, layup made (11)	48-30	18	
17:26		48-32	16	0 INGS C 2pt FG in the paint, layup made (5)
17:26				30 BANKSTON K assist (3)
17:08	0 THAMBA F 2pt FG in the paint, layup made (6)	50-32	18	
17:08	11 AKINJO J assist (6)			
16:47				0 INGS C 3pt FG , jump shot missed
16:44	defensive rebound (21)			
16:45				21 TATE D substitution out
16:45				3 HAWKINS J substitution in
16:33	0 THAMBA F 2pt FG in the paint, layup made (8)	52-32	20	
16:33	10 FLAGLER A assist (2)			
16:01				turnover shot clock (10)
15:36	24 MAYER M foul drawn (1)			30 BANKSTON K foul shooting (3 - 1)
15:36				Timeout media



Norfolk St. at Baylor

03/17/22 Dickies Arena, Fort Worth
2021-22 Men's Basketball

Officials: Jeff Anderson, Darren George, Rob Kuenemam

Game Time	BAY	Score	Diff	NSU
15:36	24 MAYER M free throw 1 - 2 made (14)	53-32	21	
15:36	24 MAYER M free throw 2 - 2 made (15)	54-32	22	
15:12		54-35	19	4 BRYANT J 3pt FG , jump shot made (12)
15:12				5 JENKINS T assist (1)
15:09				Timeout 30 Sec
15:09	Timeout media			
14:50	0 THAMBA F 2pt FG in the paint, layup made (10)	56-35	21	
14:50	1 SOCHAN J assist (3)			
14:50	0 THAMBA F foul drawn (1)			30 BANKSTON K foul shooting (4 - 2)
14:50				30 BANKSTON K substitution out
14:50				21 TATE D substitution in
14:50	0 THAMBA F free throw 1 - 1 missed			
14:50				3 HAWKINS J defensive rebound (1)
14:47				3 HAWKINS J 3pt FG , jump shot missed
14:43	defensive rebound (22)			
14:43				3 HAWKINS J substitution out
14:43				2 JONES T substitution in
14:23	24 MAYER M foul drawn (2)			4 BRYANT J foul personal (2 - 3)
14:18	11 AKINJO J turnover bad pass (3)			0 INGS C steal (2)
14:08	0 THAMBA F substitution out			
14:08	5 TURNER J substitution in			
14:03				2 JONES T 3pt FG from turnover, jump shot missed
14:01				offensive rebound (20)
13:57				0 INGS C 3pt FG from turnover second chance, jump shot missed
13:52	5 TURNER J defensive rebound (1)			
13:46	11 AKINJO J foul drawn (4)			2 JONES T foul shooting (2 - 4)
13:46	11 AKINJO J free throw 1 - 2 made (9)	57-35	22	
13:46	11 AKINJO J free throw 2 - 2 made (10)	58-35	23	
13:29		58-37	21	5 JENKINS T 2pt FG in the paint, driving layup made (7)
13:02	1 SOCHAN J 3pt FG , jump shot missed			
13:00				defensive rebound (21)
12:46	24 MAYER M steal (2)			2 JONES T turnover bad pass (2)
12:42	24 MAYER M 2pt FG fast break from turnover in the paint, driving layup made (17)	60-37	23	
12:26		60-39	21	2 JONES T 2pt FG in the paint, dunk, made (7)
12:04	jump ball situation			
12:04	1 SOCHAN J turnover lost ball (1)			2 JONES T steal (1)
12:04	10 FLAGLER A substitution out			
12:04	24 MAYER M substitution out			
12:04	0 THAMBA F substitution in			
12:04	3 BONNER D substitution in			
12:04				0 INGS C substitution out
12:04				32 FORD C substitution in
11:44				21 TATE D 3pt FG from turnover, jump shot missed
11:40	0 THAMBA F defensive rebound (4)			
11:27	1 SOCHAN J 2pt FG in the paint, driving layup made (13)	62-39	23	
10:56	1 SOCHAN J foul drawn (2)			32 FORD C foul offensive (1 - 5)
10:56				32 FORD C turnover offensive (1)
10:56	Timeout media			



Norfolk St. at Baylor

03/17/22 Dickies Arena, Fort Worth
2021-22 Men's Basketball

Officials: Jeff Anderson, Darren George, Rob Kuenemam

Game Time	BAY	Score	Diff	NSU
10:56				21 TATE D substitution out
10:56				1 CHAMBERS N substitution in
10:27	3 BONNER D 3pt FG from turnover, jump shot missed			
10:24	0 THAMBA F offensive rebound (5)			
10:22	0 THAMBA F 2pt FG from turnover second chance in the paint, layup blocked			
10:22				32 FORD C block (1)
10:18				4 BRYANT J defensive rebound (4)
10:14				4 BRYANT J 2pt FG outside the paint, floating jump shot missed
10:10				2 JONES T offensive rebound (1)
09:53	1 SOCHAN J foul personal (2 - 1)			4 BRYANT J foul drawn (4)
09:36				2 JONES T 2pt FG second chance outside the paint, jump shot missed
09:33	5 TURNER J defensive rebound (2)			
09:26	5 TURNER J 2pt FG in the paint, driving layup made (2)	64-39	25	
09:08	5 TURNER J substitution out			
09:08	11 AKINJO J substitution out			
09:08	2 BROWN K substitution in			
09:08	32 LOVEDAY Z substitution in			
09:08	0 THAMBA F substitution out			
09:08	10 FLAGLER A substitution in			
09:08				4 BRYANT J substitution out
09:08				0 INGS C substitution in
08:58				5 JENKINS T 3pt FG , jump shot missed
08:54				1 CHAMBERS N offensive rebound (2)
08:34				turnover shot clock (13)
08:14	1 SOCHAN J 3pt FG from turnover, jump shot missed			
08:11	2 BROWN K offensive rebound (3)			
08:10	2 BROWN K 2pt FG from turnover second chance outside the paint, jump shot missed			
08:09	offensive rebound (28)			
07:58	10 FLAGLER A 3pt FG from turnover second chance, jump shot made (11)	67-39	28	
07:58	3 BONNER D assist (5)			
07:35	32 LOVEDAY Z foul shooting (1 - 2)			1 CHAMBERS N foul drawn (2)
07:35	Timeout media			
07:35				32 FORD C substitution out
07:35				30 BANKSTON K substitution in
07:35		67-40	27	1 CHAMBERS N free throw 1 - 2 made (3)
07:35				5 JENKINS T substitution out
07:35				4 BRYANT J substitution in
07:35		67-41	26	1 CHAMBERS N free throw 2 - 2 made (4)
07:20	2 BROWN K 2pt FG in the paint, alleyoop made (4)	69-41	28	
07:20	10 FLAGLER A assist (3)			
06:55		69-43	26	2 JONES T 2pt FG in the paint, driving layup made (9)
06:21	1 SOCHAN J 2pt FG outside the paint, turnaround jump shot made (15)	71-43	28	
06:02	1 SOCHAN J steal (1)			0 INGS C turnover bad pass (2)
06:01	1 SOCHAN J foul drawn (3)			1 CHAMBERS N foul personal (1 - 6)
05:35	32 LOVEDAY Z foul drawn (1)			1 CHAMBERS N foul shooting (2 - 7)
05:35	32 LOVEDAY Z free throw 1 - 2 missed			



Norfolk St. at Baylor

03/17/22 Dickies Arena, Fort Worth
2021-22 Men's Basketball

Officials: Jeff Anderson, Darren George, Rob Kuenemam

Game Time	BAY	Score	Diff	NSU
05:35	offensive dead ball rebound (2)			
05:35	32 LOVEDAY Z free throw 2 - 2 missed			
05:35				4 BRYANT J defensive rebound (5)
05:25		71-45	26	4 BRYANT J 2pt FG in the paint, driving layup made (14)
05:25	1 SOCHAN J foul shooting (3 - 3)			4 BRYANT J foul drawn (5)
05:25	1 SOCHAN J substitution out			
05:25	2 BROWN K substitution out			
05:25	10 FLAGLER A substitution out			
05:25	32 LOVEDAY Z substitution out			
05:25	0 THAMBA F substitution in			
05:25	5 TURNER J substitution in			
05:25	11 AKINJO J substitution in			
05:25	24 MAYER M substitution in			
05:25		71-46	25	4 BRYANT J free throw 1 - 1 made (15)
05:12	5 TURNER J 3pt FG , jump shot missed			
05:08				1 CHAMBERS N defensive rebound (3)
05:03				2 JONES T turnover lost ball (3)
04:56	24 MAYER M turnover lost ball (4)			2 JONES T steal (2)
04:53				0 INGS C 2pt FG from turnover in the paint, layup missed
04:53				30 BANKSTON K offensive rebound (2)
04:53	24 MAYER M foul shooting (2 - 4)			30 BANKSTON K foul drawn (3)
04:53				30 BANKSTON K free throw 1 - 2 missed
04:53				offensive dead ball rebound (1)
04:53		71-47	24	30 BANKSTON K free throw 2 - 2 made (3)
04:39	0 THAMBA F 2pt FG in the paint, layup made (12)	73-47	26	
04:39	11 AKINJO J assist (7)			
04:13				4 BRYANT J 2pt FG in the paint, driving layup missed
04:10	5 TURNER J defensive rebound (3)			
03:58	24 MAYER M 3pt FG , jump shot made (20)	76-47	29	
03:58	11 AKINJO J assist (8)			
03:31				4 BRYANT J 2pt FG in the paint, layup missed
03:28				30 BANKSTON K offensive rebound (3)
03:26				4 BRYANT J 3pt FG second chance, jump shot missed
03:23	24 MAYER M defensive rebound (3)			
03:19	0 THAMBA F foul drawn (2)			1 CHAMBERS N foul shooting (3 - 8)
03:19	Timeout media			
03:19	0 THAMBA F free throw fast break 1 - 2 missed			
03:19	offensive dead ball rebound (3)			
03:19	0 THAMBA F free throw fast break 2 - 2 missed			
03:19				1 CHAMBERS N defensive rebound (4)
02:58				2 JONES T 2pt FG outside the paint, pull up jump shot missed
02:54	0 THAMBA F defensive rebound (6)			
02:49	3 BONNER D 3pt FG , jump shot missed			
02:41	24 MAYER M offensive rebound (4)			
02:41	24 MAYER M 2pt FG second chance in the paint, layup missed			
02:39	24 MAYER M offensive rebound (5)			
02:39	24 MAYER M 2pt FG second chance in the paint, layup made (22)	78-47	31	
02:18				30 BANKSTON K 2pt FG in the paint, layup missed



Norfolk St. at Baylor

03/17/22 Dickies Arena, Fort Worth
2021-22 Men's Basketball

Officials: Jeff Anderson, Darren George, Rob Kuenemam

Game Time	BAY	Score	Diff	NSU
02:15	24 MAYER M defensive rebound (6)			
02:07	0 THAMBA F 2pt FG in the paint, layup made (14)	80-47	33	
02:07	11 AKINJO J assist (9)			
02:05	0 THAMBA F substitution out			
02:05	24 MAYER M substitution out			
02:05	20 SACKS A substitution in			
02:05	32 LOVEDAY Z substitution in			
02:05				0 INGS C substitution out
02:05				1 CHAMBERS N substitution out
02:05				4 BRYANT J substitution out
02:05				30 BANKSTON K substitution out
02:05				13 ANDERSON D substitution in
02:05				22 BOTTOMS A substitution in
02:05				32 FORD C substitution in
02:05				35 SIDIBE Y substitution in
01:49				13 ANDERSON D 2pt FG in the paint, layup missed
01:46	11 AKINJO J defensive rebound (4)			
01:41	32 LOVEDAY Z foul drawn (2)			35 SIDIBE Y foul shooting (1 - 9)
01:41	32 LOVEDAY Z free throw fast break 1 - 2 missed			
01:41	offensive dead ball rebound (4)			
01:41	32 LOVEDAY Z free throw fast break 2 - 2 made (1)	81-47	34	
01:23				13 ANDERSON D 3pt FG , jump shot missed
01:21	5 TURNER J defensive rebound (4)			
01:17	5 TURNER J 3pt FG fast break, jump shot made (5)	84-47	37	
01:17	11 AKINJO J assist (10)			
01:04				Timeout 30 Sec
00:48		84-49	35	32 FORD C 2pt FG in the paint, dunk, made (6)
00:48				22 BOTTOMS A assist (1)
00:35	20 SACKS A 3pt FG , jump shot missed			
00:30	5 TURNER J offensive rebound (5)			
00:32	5 TURNER J foul drawn (1)			13 ANDERSON D foul shooting (1 - 10)
00:32	5 TURNER J free throw 1 - 2 missed			
00:32	offensive dead ball rebound (5)			
00:32	5 TURNER J free throw 2 - 2 made (6)	85-49	36	
00:07				2 JONES T 2pt FG in the paint, layup missed
00:04	5 TURNER J defensive rebound (6)			
END OF GAME				
BAY 85-49 NSU				



Norfolk St. at Baylor

03/17/22 Dickies Arena, Fort Worth
2021-22 Men's Basketball

Officials: Jeff Anderson, Darren George, Rob Kuenemam

Norfolk St. - 22

NO.	Name	F	Min	FG			3P			FT			Rebounds			Fouls		TP	AS	TO	ST	Blocks		+/-
				M-A	M-A	M-A	OR	DR	TOT	PF	FD	BS	BA											
21	Dana Tate	F	07:09	0-1	0-1	0-0	0	0	0	0	0	0	0	0	0	0	0	1	0	0	0	0	-4	
30	Kris Bankston	F	10:40	0-1	0-0	1-2	3	0	3	2	1	1	2	0	0	0	0	0	0	0	0	0	-10	
0	Christian Ings	G	14:59	1-4	0-2	0-0	0	1	1	0	0	2	0	1	1	0	0	0	0	0	0	-13		
4	Joe Bryant	G	16:22	2-6	1-2	1-1	0	2	2	1	2	6	0	1	0	0	0	0	0	0	0	-15		
5	Tyrese Jenkins	G	12:25	2-5	1-3	0-0	0	0	0	0	0	5	1	0	0	0	0	0	0	0	0	-11		
3	Jalen Hawkins		02:02	0-1	0-1	0-0	0	1	1	0	0	0	0	0	0	0	0	0	0	0	0	-3		
2	Terrance Jones		14:43	2-6	0-1	0-0	1	0	1	1	0	4	0	2	2	0	0	0	0	0	0	-15		
32	Chris Ford		06:34	1-1	0-0	0-0	0	0	0	1	0	2	0	1	0	1	0	0	0	0	0	-10		
1	Nyzaiah Chambers		08:51	0-0	0-0	2-2	1	2	3	3	1	2	0	0	0	0	0	0	0	0	0	-10		
13	Daryl Anderson		02:05	0-2	0-1	0-0	0	0	0	1	0	0	0	0	0	0	0	0	0	0	0	-3		
22	Andre Bottoms		02:05	0-0	0-0	0-0	0	0	0	0	0	0	1	0	0	0	0	0	0	0	0	-3		
35	Yoro Sidibe		02:05	0-0	0-0	0-0	0	0	0	1	0	0	0	0	0	0	0	0	0	0	0	-3		
Team							1	1	2			0			2									
Totals				8-27	2-11	4-5	6	7	13	10	4	22	4	8	3	1	0	-20						

Shooting By Period		
2 nd FG%	8-27	29.6%
3PT%	2-11	18.2%
FT%	4-5	80%
GM FG%	8-27	29.6%
3PT%	2-11	18.2%
FT%	4-5	80.0%

Dead Ball Rebounds: 1, 0

Technical Fouls::NONE

Baylor - 42

NO.	Name	F	Min	FG			3P			FT			Rebounds			Fouls		TP	AS	TO	ST	Blocks		+/-
				M-A	M-A	M-A	OR	DR	TOT	PF	FD	BS	BA											
0	Flo Thamba	F	12:08	5-6	0-0	0-3	1	3	4	0	2	10	0	0	2	0	0	2	0	1	16			
2	Kendall Brown	F	04:47	1-2	0-0	0-0	1	0	1	0	0	2	0	0	0	0	0	0	0	0	-2			
24	Matthew Mayer	F	11:16	4-5	2-2	2-2	2	2	4	1	2	12	0	2	1	0	0	12	0	0	12			
10	Adam Flagler	G	11:39	1-2	1-2	0-0	0	0	0	0	0	3	2	0	0	0	0	6	0	0	6			
11	James Akinjo	G	16:17	0-1	0-0	2-2	0	1	1	0	1	2	6	1	1	0	0	19	0	0	19			
1	Jeremy Sochan		13:31	3-5	0-2	0-0	1	0	1	2	2	6	1	1	1	0	0	13	0	0	13			
5	Jordan Turner		10:25	2-3	1-2	1-2	1	5	6	0	1	6	0	0	0	0	0	14	0	0	14			
3	Dale Bonner		12:04	0-2	0-2	0-0	0	0	0	0	0	0	1	0	0	0	0	15	0	0	15			
32	Zach Loveday		05:48	0-0	0-0	1-4	0	0	0	1	2	1	0	0	0	0	0	4	0	0	4			
20	Austin Sacks		02:05	0-1	0-1	0-0	0	0	0	0	0	0	0	0	0	0	0	3	0	0	3			
Team							1	2	3			0			0									
Totals				16-27	4-11	6-13	7	13	20	4	10	42	10	4	4	0	1	20						

Shooting By Period		
2 nd FG%	16-27	59.3%
3PT%	4-11	36.4%
FT%	6-13	46.2%
GM FG%	16-27	59.3%
3PT%	4-11	36.4%
FT%	6-13	46.2%

Dead Ball Rebounds: 4, 0

Technical Fouls::NONE

	NSU	BAY
Biggest lead	0 (1 st 20:00)	37 (2 nd 1:17)
Best Scoring Run	4(2 nd 4:53)	13(2 nd 1:17)
Lead Changes	0	
Times Tied	0	
Time with Lead	00:00	19:47

Points from	NSU	BAY
Turnovers	1	9
Paint	12	22
Second Chance	4	8
Fast Breaks	0	6
Bench	8	13

	Period by Period Scoring		
	1st	2nd	TOT
NSU	27	22	49
BAY	43	42	85



Norfolk St. at Baylor

03/17/22 Dickies Arena, Fort Worth
2021-22 Men's Basketball

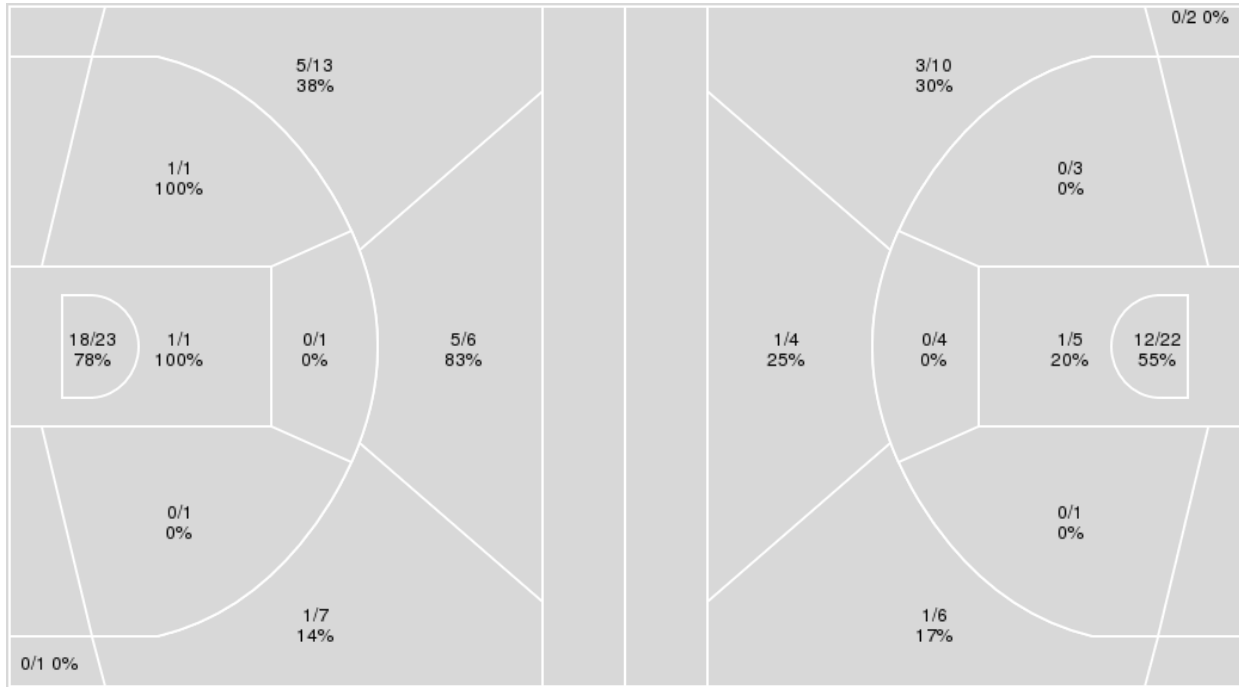
Officials: Jeff Anderson, Darren George, Rob Kuenemam

{ Players => All; } FG Types => All; Results => All;

{ Players => All; } FG Types => All; Results => All;

Baylor

Norfolk St.



Baylor	M/A	%
Field Goals	31/54	57
2 Points	20/27	74
3 Points	11/27	41
Free Throws	12/21	57

Norfolk St.	M/A	%
Field Goals	18/57	32
2 Points	13/35	37
3 Points	5/22	23
Free Throws	8/10	80



Norfolk St. at Baylor

03/17/22 Dickies Arena, Fort Worth
2021-22 Men's Basketball

Officials: Jeff Anderson, Darren George, Rob Kuenemam

Norfolk St.

No	Name	Mins		Score		Points Diff		Points per Min		Assists		Rebounds		Steals		Turnovers	
		On	Off	On	Off	On	Off	On	Off	On	Off	On	Off	On	Off	On	Off
0	Christian Ings	27:42	12:18	32 - 60	17 - 25	-28	-8	1.16	1.38	6	1	19	10	6	0	13	2
1	Nyzaiah Chambers	15:16	24:44	13 - 34	36 - 51	-21	-15	0.85	1.46	1	6	13	16	2	4	6	9
2	Terrance Jones	23:34	16:26	31 - 45	18 - 40	-14	-22	1.32	1.10	1	6	20	9	4	2	7	8
3	Jalen Hawkins	02:02	37:58	3 - 6	46 - 79	-3	-33	1.48	1.21	1	6	1	28	0	6	1	14
4	Joe Bryant	34:48	05:12	44 - 77	5 - 8	-33	-3	1.26	0.96	6	1	26	3	5	1	13	2
5	Tyrese Jenkins	28:55	11:05	36 - 62	13 - 23	-26	-10	1.24	1.17	6	1	20	9	4	2	11	4
13	Daryl Anderson	12:49	27:11	19 - 21	30 - 64	-2	-34	1.48	1.10	1	6	12	17	2	4	3	12
21	Dana Tate	17:45	22:15	20 - 39	29 - 46	-19	-17	1.13	1.30	4	3	13	16	4	2	9	6
22	Andre Bottoms	02:05	37:55	2 - 5	47 - 80	-3	-33	0.96	1.24	1	6	0	29	0	6	0	15
30	Kris Bankston	17:34	22:26	24 - 43	25 - 42	-19	-17	1.37	1.11	6	1	8	21	2	4	8	7
32	Chris Ford	15:25	24:35	19 - 28	30 - 57	-9	-27	1.23	1.22	1	6	13	16	1	5	4	11
35	Yoro Sidibe	02:05	37:55	2 - 5	47 - 80	-3	-33	0.96	1.24	1	6	0	29	0	6	0	15

Baylor

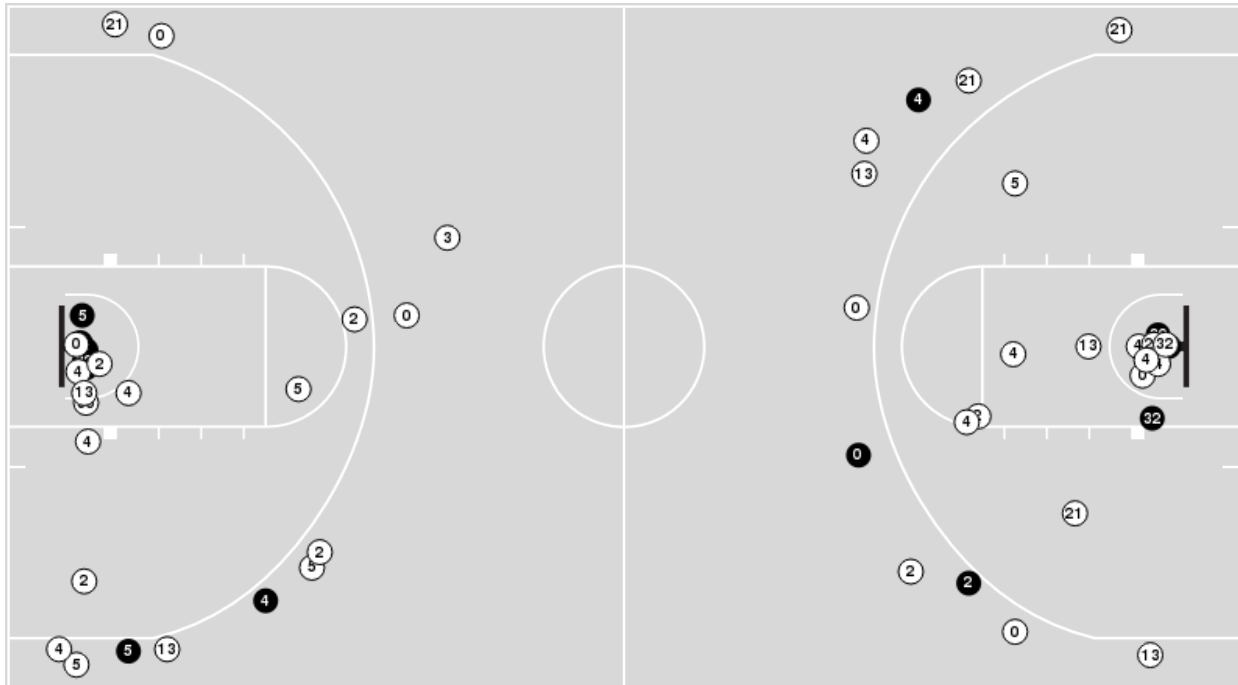
No	Name	Mins		Score		Points Diff		Points per Min		Assists		Rebounds		Steals		Turnovers	
		On	Off	On	Off	On	Off	On	Off	On	Off	On	Off	On	Off	On	Off
0	Flo Thamba	24:51	15:09	51 - 28	34 - 21	23	13	2.05	2.24	17	7	26	12	3	3	8	2
1	Jeremy Sochan	26:46	13:14	59 - 31	26 - 18	28	8	2.20	1.96	15	9	24	14	4	2	6	4
2	Kendall Brown	19:40	20:20	42 - 29	43 - 20	13	23	2.14	2.11	13	11	13	25	4	2	6	4
3	Dale Bonner	26:21	13:39	57 - 34	28 - 15	23	13	2.16	2.05	17	7	26	12	2	4	4	6
5	Jordan Turner	10:25	29:35	22 - 8	63 - 41	14	22	2.11	2.13	4	20	14	24	1	5	2	8
10	Adam Flagler	22:28	17:32	46 - 33	39 - 16	13	23	2.05	2.22	13	11	15	23	5	1	6	4
11	James Akinjo	35:02	04:58	74 - 41	11 - 8	33	3	2.11	2.21	21	3	36	2	5	1	10	0
20	Austin Sacks	02:05	37:55	5 - 2	80 - 47	3	33	2.40	2.11	1	23	4	34	0	6	0	10
24	Matthew Mayer	26:34	13:26	57 - 31	28 - 18	26	10	2.15	2.08	16	8	26	12	5	1	8	2
32	Zach Loveday	05:48	34:12	12 - 8	73 - 41	4	32	2.07	2.13	3	21	6	32	1	5	0	10



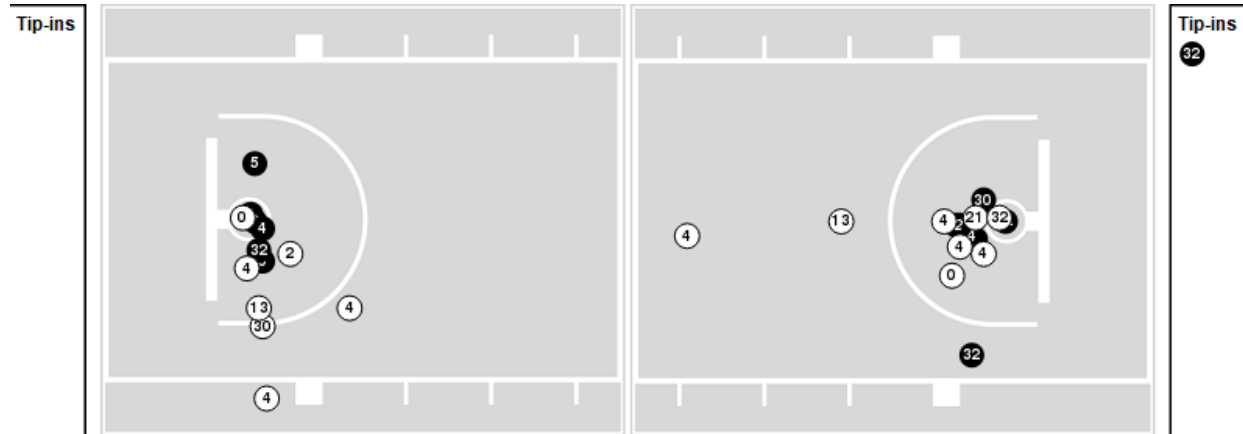
Players => AllFG Types=>AllResults=>All

Norfolk St.

All Field Goals



Blow Up Chart



● Made ○ Missed N - Player Number

Norfolk St.	M/A	%
Field Goals	18/57	32
2 Points	13/35	37
3 Points	5/22	23
Free Throws	8/10	80

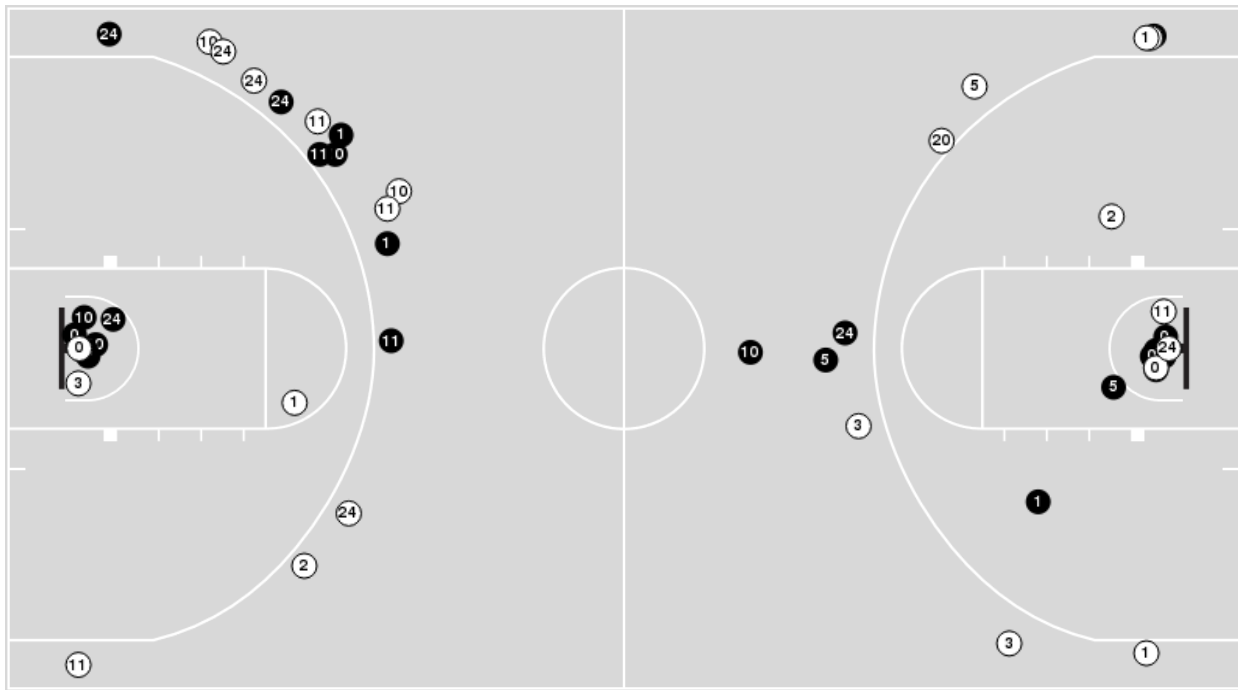
Norfolk St.	M/A	%
Points in the Paint	26 (13 / 27)	48
Fast Break Points	2 (1/1)	100
Second Chance Points	13 (6/15)	40
Effective FG%	36	




Players => AllFG Types=>AllResults=>All

Baylor

All Field Goals



Blow Up Chart



● Made ○ Missed N - Player Number

Baylor	M/A	%
Field Goals	31/54	57
2 Points	20/27	74
3 Points	11/27	41
Free Throws	12/21	57

Baylor	M/A	%
Points in the Paint	38 (19 / 24)	79
Fast Break Points	17 (9/13)	69
Second Chance Points	19 (8/14)	57
Effective FG%	68	



Norfolk St. at Baylor

03/17/22 Dickies Arena, Fort Worth
2021-22 Men's Basketball

Officials: Jeff Anderson, Darren George, Rob Kuenemam

Norfolk St.

Lineup	Quarter On	Time On	Quarter Off	Time Off	Time on Court	Score	Score Diff	Reb	Stl	Tov	Ass	PPP
0- Ings C/ 4- Bryant J/ 5- Jenkins T/ 21- Tate D/ 30- Bankston K/	1	20:00	1	15:16	04:44	5-11	-6	1	1	2	2	0.7143
0- Ings C/ 1- Chambers N/ 4- Bryant J/ 5- Jenkins T/ 30- Bankston K/	1	15:16	1	13:06	02:10	3-6	-3	0	0	1	1	1.5000
0- Ings C/ 1- Chambers N/ 4- Bryant J/ 5- Jenkins T/ 21- Tate D/	1	13:06	1	10:44	02:22	2-10	-8	3	0	1	0	0.5155
0- Ings C/ 1- Chambers N/ 4- Bryant J/ 5- Jenkins T/ 13- Anderson D/	1	10:44	1	08:51	01:53	0-0	0	2	1	1	0	0.0000
2- Jones T/ 4- Bryant J/ 5- Jenkins T/ 13- Anderson D/ 32- Ford C/	1	08:51	1	05:51	03:00	8-7	1	3	0	0	0	2.0000
0- Ings C/ 2- Jones T/ 13- Anderson D/ 21- Tate D/ 32- Ford C/	1	05:51	1	04:17	01:34	2-0	2	2	1	1	0	0.6667
2- Jones T/ 4- Bryant J/ 13- Anderson D/ 21- Tate D/ 32- Ford C/	1	04:17	1	02:21	01:56	2-5	-3	2	0	1	0	0.6667
2- Jones T/ 4- Bryant J/ 5- Jenkins T/ 13- Anderson D/ 32- Ford C/	1	02:21	2	20:00	02:21	5-4	1	3	0	0	0	1.1574
0- Ings C/ 4- Bryant J/ 5- Jenkins T/ 21- Tate D/ 30- Bankston K/	2	20:00	2	16:45	03:15	5-7	-2	2	0	2	2	0.8333
0- Ings C/ 3- Hawkins J/ 4- Bryant J/ 5- Jenkins T/ 30- Bankston K/	2	16:45	2	14:50	01:55	3-6	-3	0	0	1	1	1.5000
0- Ings C/ 3- Hawkins J/ 4- Bryant J/ 5- Jenkins T/ 21- Tate D/	2	14:50	2	14:43	00:07	0-0	0	1	0	0	0	0.0000
0- Ings C/ 2- Jones T/ 4- Bryant J/ 5- Jenkins T/ 21- Tate D/	2	14:43	2	12:04	02:39	4-4	0	2	2	1	0	1.0000
2- Jones T/ 4- Bryant J/ 5- Jenkins T/ 21- Tate D/ 32- Ford C/	2	12:04	2	10:56	01:08	0-2	-2	0	0	1	0	0.0000
1- Chambers N/ 2- Jones T/ 4- Bryant J/ 5- Jenkins T/ 32- Ford C/	2	10:56	2	09:08	01:48	0-2	-2	2	0	0	0	0.0000
0- Ings C/ 1- Chambers N/ 2- Jones T/ 5- Jenkins T/ 32- Ford C/	2	09:08	2	07:35	01:33	0-3	-3	1	0	1	0	0.0000
0- Ings C/ 1- Chambers N/ 2- Jones T/ 5- Jenkins T/ 30- Bankston K/	2	07:35	2	07:35	00:00	1-0	1	0	0	0	0	2.2727
0- Ings C/ 1- Chambers N/ 2- Jones T/ 4- Bryant J/ 30- Bankston K/	2	07:35	2	02:05	05:30	7-13	-6	5	1	2	0	0.7172
2- Jones T/ 13- Anderson D/ 22- Bottoms A/ 32- Ford C/ 35- Sidibe Y/	2	02:05	2	00:00	02:05	2-5	-3	0	0	0	1	0.5000



Norfolk St. at Baylor

03/17/22 Dickies Arena, Fort Worth
2021-22 Men's Basketball

Officials: Jeff Anderson, Darren George, Rob Kuenemam

Baylor

Lineup	Quarter On	Time On	Quarter Off	Time Off	Time on Court	Score	Score Diff	Reb	Stl	Tov	Ass	PPP
0- Thamba F/ 2- Brown K/ 10- Flagler A/ 11- Akinjo J/ 24- Mayer M/	1	20:00	1	17:17	02:43	5-3	2	3	0	2	2	1.2500
0- Thamba F/ 1- Sochan J/ 2- Brown K/ 3- Bonner D/ 11- Akinjo J/	1	17:17	1	16:14	01:03	3-2	1	0	0	1	1	1.5000
0- Thamba F/ 1- Sochan J/ 3- Bonner D/ 11- Akinjo J/ 24- Mayer M/	1	16:14	1	14:31	01:43	6-0	6	4	0	0	2	3.0000
1- Sochan J/ 2- Brown K/ 3- Bonner D/ 11- Akinjo J/ 24- Mayer M/	1	14:31	1	13:06	01:25	3-3	0	0	0	0	1	2.0833
1- Sochan J/ 2- Brown K/ 3- Bonner D/ 10- Flagler A/ 24- Mayer M/	1	13:06	1	11:51	01:15	4-2	2	0	0	0	1	2.7778
1- Sochan J/ 2- Brown K/ 10- Flagler A/ 11- Akinjo J/ 24- Mayer M/	1	11:51	1	10:44	01:07	6-0	6	2	0	0	1	2.0833
0- Thamba F/ 1- Sochan J/ 10- Flagler A/ 11- Akinjo J/ 24- Mayer M/	1	10:44	1	09:53	00:51	0-0	0	2	0	1	0	0.0000
0- Thamba F/ 2- Brown K/ 10- Flagler A/ 11- Akinjo J/ 24- Mayer M/	1	09:53	1	08:51	01:02	0-0	0	0	1	0	0	0.0000
0- Thamba F/ 2- Brown K/ 3- Bonner D/ 10- Flagler A/ 11- Akinjo J/	1	08:51	1	05:51	03:00	7-8	-1	1	0	0	3	1.5766
1- Sochan J/ 3- Bonner D/ 10- Flagler A/ 11- Akinjo J/ 24- Mayer M/	1	05:51	1	05:00	00:51	0-2	-2	0	0	0	0	0.0000
1- Sochan J/ 2- Brown K/ 3- Bonner D/ 11- Akinjo J/ 24- Mayer M/	1	05:00	1	02:21	02:39	5-2	3	3	1	1	1	1.2887
0- Thamba F/ 1- Sochan J/ 2- Brown K/ 3- Bonner D/ 11- Akinjo J/	1	02:21	1	01:42	00:39	2-0	2	2	0	1	1	1.0000
0- Thamba F/ 1- Sochan J/ 3- Bonner D/ 11- Akinjo J/ 24- Mayer M/	1	01:42	2	20:00	01:42	2-5	-3	1	0	0	1	0.6667
0- Thamba F/ 2- Brown K/ 10- Flagler A/ 11- Akinjo J/ 24- Mayer M/	2	20:00	2	18:56	01:04	0-3	-3	0	1	1	0	0.0000
0- Thamba F/ 1- Sochan J/ 10- Flagler A/ 11- Akinjo J/ 24- Mayer M/	2	18:56	2	14:08	04:48	13-5	8	4	1	1	4	1.7760
1- Sochan J/ 5- Turner J/ 10- Flagler A/ 11- Akinjo J/ 24- Mayer M/	2	14:08	2	12:04	02:04	4-4	0	1	1	1	0	1.0309
0- Thamba F/ 1- Sochan J/ 3- Bonner D/ 5- Turner J/ 11- Akinjo J/	2	12:04	2	09:08	02:56	4-0	4	3	0	0	0	1.3333
1- Sochan J/ 2- Brown K/ 3- Bonner D/ 10- Flagler A/ 32- Loveday Z/	2	09:08	2	05:25	03:43	7-6	1	2	1	0	2	1.8041
0- Thamba F/ 3- Bonner D/ 5- Turner J/ 11- Akinjo J/ 24- Mayer M/	2	05:25	2	02:05	03:20	9-2	7	6	0	1	3	1.3081
3- Bonner D/ 5- Turner J/ 11- Akinjo J/ 20- Sacks A/ 32- Loveday Z/	2	02:05	2	00:00	02:05	5-2	3	4	0	0	1	1.8116



Norfolk St. at Baylor

03/17/22 Dickies Arena, Fort Worth
2021-22 Men's Basketball

Game Time: 1:00 PM
Game Duration: 2:11

Officials: Jeff Anderson, Darren George, Rob Kuenemam

Norfolk St.

Lineup	Time	Score	Score Diff	Pts/Min	Reb	Stl	Tov	Ass	PPP
0- Ings C/ 4- Bryant J/ 5- Jenkins T/ 21- Tate D/ 30- Bankston K/	07:59	10-18	-8	1.2526	3	1	4	4	0.7692
0- Ings C/ 1- Chambers N/ 2- Jones T/ 4- Bryant J/ 30- Bankston K/	05:30	7-13	-6	1.2727	5	1	2	0	0.7172
2- Jones T/ 4- Bryant J/ 5- Jenkins T/ 13- Anderson D/ 32- Ford C/	05:21	13-11	2	2.4299	6	0	0	0	1.5625
0- Ings C/ 2- Jones T/ 4- Bryant J/ 5- Jenkins T/ 21- Tate D/	02:39	4-4	0	1.5094	2	2	1	0	1.0000
0- Ings C/ 1- Chambers N/ 4- Bryant J/ 5- Jenkins T/ 21- Tate D/	02:22	2-10	-8	0.8451	3	0	1	0	0.5155
0- Ings C/ 1- Chambers N/ 4- Bryant J/ 5- Jenkins T/ 30- Bankston K/	02:10	3-6	-3	1.3846	0	0	1	1	1.5000
2- Jones T/ 13- Anderson D/ 22- Bottoms A/ 32- Ford C/ 35- Sidibe Y/	02:05	2-5	-3	0.9600	0	0	0	1	0.5000
2- Jones T/ 4- Bryant J/ 13- Anderson D/ 21- Tate D/ 32- Ford C/	01:56	2-5	-3	1.0345	2	0	1	0	0.6667
0- Ings C/ 3- Hawkins J/ 4- Bryant J/ 5- Jenkins T/ 30- Bankston K/	01:55	3-6	-3	1.5652	0	0	1	1	1.5000
0- Ings C/ 1- Chambers N/ 4- Bryant J/ 5- Jenkins T/ 13- Anderson D/	01:53	0-0	0	0.0000	2	1	1	0	0.0000
1- Chambers N/ 2- Jones T/ 4- Bryant J/ 5- Jenkins T/ 32- Ford C/	01:48	0-2	-2	0.0000	2	0	0	0	0.0000
0- Ings C/ 2- Jones T/ 13- Anderson D/ 21- Tate D/ 32- Ford C/	01:34	2-0	2	1.2766	2	1	1	0	0.6667
0- Ings C/ 1- Chambers N/ 2- Jones T/ 5- Jenkins T/ 32- Ford C/	01:33	0-3	-3	0.0000	1	0	1	0	0.0000
2- Jones T/ 4- Bryant J/ 5- Jenkins T/ 21- Tate D/ 32- Ford C/	01:08	0-2	-2	0.0000	0	0	1	0	0.0000
0- Ings C/ 3- Hawkins J/ 4- Bryant J/ 5- Jenkins T/ 21- Tate D/	00:07	0-0	0	0.0000	1	0	0	0	0.0000
0- Ings C/ 1- Chambers N/ 2- Jones T/ 5- Jenkins T/ 30- Bankston K/	00:00	1-0	1	∞	0	0	0	0	2.2727



Norfolk St. at Baylor

03/17/22 Dickies Arena, Fort Worth
2021-22 Men's Basketball

Game Time: 1:00 PM
Game Duration: 2:11

Officials: Jeff Anderson, Darren George, Rob Kuenemam

Baylor

Lineup	Time	Score	Score Diff	Pts/Min	Reb	Stl	Tov	Ass	PPP
0- Thamba F/ 1- Sochan J/ 10- Flagler A/ 11- Akinjo J/ 24- Mayer M/	05:39	13-5	8	2.3009	6	1	2	4	1.5625
0- Thamba F/ 2- Brown K/ 10- Flagler A/ 11- Akinjo J/ 24- Mayer M/	04:49	5-6	-1	1.0381	3	2	3	2	0.6720
1- Sochan J/ 2- Brown K/ 3- Bonner D/ 11- Akinjo J/ 24- Mayer M/	04:04	8-5	3	1.9672	3	1	1	2	1.5038
1- Sochan J/ 2- Brown K/ 3- Bonner D/ 10- Flagler A/ 32- Loveday Z/	03:43	7-6	1	1.8834	2	1	0	2	1.8041
0- Thamba F/ 1- Sochan J/ 3- Bonner D/ 11- Akinjo J/ 24- Mayer M/	03:25	8-5	3	2.3415	5	0	0	3	1.6000
0- Thamba F/ 3- Bonner D/ 5- Turner J/ 11- Akinjo J/ 24- Mayer M/	03:20	9-2	7	2.7000	6	0	1	3	1.3081
0- Thamba F/ 2- Brown K/ 3- Bonner D/ 10- Flagler A/ 11- Akinjo J/	03:00	7-8	-1	2.3333	1	0	0	3	1.5766
0- Thamba F/ 1- Sochan J/ 3- Bonner D/ 5- Turner J/ 11- Akinjo J/	02:56	4-0	4	1.3636	3	0	0	0	1.3333
3- Bonner D/ 5- Turner J/ 11- Akinjo J/ 20- Sacks A/ 32- Loveday Z/	02:05	5-2	3	2.4000	4	0	0	1	1.8116
1- Sochan J/ 5- Turner J/ 10- Flagler A/ 11- Akinjo J/ 24- Mayer M/	02:04	4-4	0	1.9355	1	1	1	0	1.0309
0- Thamba F/ 1- Sochan J/ 2- Brown K/ 3- Bonner D/ 11- Akinjo J/	01:42	5-2	3	2.9412	2	0	2	2	1.2500
1- Sochan J/ 2- Brown K/ 3- Bonner D/ 10- Flagler A/ 24- Mayer M/	01:15	4-2	2	3.2000	0	0	0	1	2.7778
1- Sochan J/ 2- Brown K/ 10- Flagler A/ 11- Akinjo J/ 24- Mayer M/	01:07	6-0	6	5.3731	2	0	0	1	2.0833
1- Sochan J/ 3- Bonner D/ 10- Flagler A/ 11- Akinjo J/ 24- Mayer M/	00:51	0-2	-2	0.0000	0	0	0	0	0.0000