



Officials: Keith Kimble, Bert Smith, Michael Greenstein

Baylor - 73

Record: 21-5 (9-4)

| NO. | Name | Min | FG | | | Rebounds | | | Fouls | | TP | AS | TO | ST | Blocks | | +/- |
|---------------|---------------|---------|-------|-------|-------|----------|----|-----|-------|----|----|----|----|----|--------|----|-----|
| | | | M-A | M-A | M-A | OR | DR | TOT | PF | FD | | | | | BS | BA | |
| 0 | Flo Thamba | F 26:39 | 2-3 | 0-0 | 3-8 | 7 | 2 | 9 | 4 | 6 | 7 | 0 | 2 | 1 | 0 | 1 | -17 |
| 2 | Kendall Brown | F 28:03 | 2-6 | 0-1 | 3-4 | 0 | 3 | 3 | 3 | 2 | 7 | 1 | 3 | 2 | 0 | 1 | 7 |
| 24 | Matthew Mayer | F 22:18 | 5-10 | 2-5 | 1-1 | 0 | 3 | 3 | 2 | 2 | 13 | 1 | 0 | 0 | 1 | 0 | 0 |
| 10 | Adam Flagler | G 32:19 | 5-13 | 4-8 | 0-0 | 1 | 1 | 2 | 2 | 0 | 14 | 2 | 1 | 1 | 0 | 0 | -14 |
| 11 | James Akinjo | G 33:31 | 6-12 | 2-6 | 4-4 | 0 | 2 | 2 | 4 | 3 | 18 | 7 | 5 | 1 | 0 | 1 | -7 |
| 1 | Jeremy Sochan | 27:39 | 3-7 | 1-4 | 1-4 | 2 | 8 | 10 | 2 | 2 | 8 | 2 | 1 | 1 | 0 | 0 | -8 |
| 4 | LJ Cryer | 14:50 | 2-5 | 2-4 | 0-0 | 0 | 0 | 0 | 0 | 0 | 6 | 1 | 0 | 0 | 0 | 0 | -1 |
| 3 | Dale Bonner | 13:28 | 0-1 | 0-1 | 0-0 | 0 | 0 | 0 | 2 | 0 | 0 | 0 | 0 | 1 | 0 | 1 | -7 |
| 32 | Zach Loveday | 01:13 | 0-0 | 0-0 | 0-0 | 0 | 0 | 0 | 2 | 0 | 0 | 0 | 0 | 1 | 0 | 0 | -3 |
| Team | | | | | | 1 | 0 | 1 | | | 0 | | | 1 | | | |
| Totals | | | 25-57 | 11-29 | 12-21 | 11 | 19 | 30 | 21 | 15 | 73 | 14 | 13 | 8 | 1 | 4 | -10 |

| Shooting By Period | | |
|--------------------|-------|-------|
| 1st FG% | 14-28 | 50.0% |
| 3PT% | 6-14 | 42.9% |
| FT% | 5-7 | 71.4% |
| 2nd FG% | 11-29 | 37.9% |
| 3PT% | 5-15 | 33.3% |
| FT% | 7-14 | 50% |
| GM FG% | 25-57 | 43.9% |
| 3PT% | 11-29 | 37.9% |
| FT% | 12-21 | 57.1% |

Dead Ball Rebounds: 3, 0

Technical Fouls::NONE

Texas Tech - 83

Record: 20-6 (9-4)

| NO. | Name | Min | FG | | | Rebounds | | | Fouls | | TP | AS | TO | ST | Blocks | | +/- |
|---------------|-----------------------|---------|-------|------|-------|----------|----|-----|-------|----|----|----|----|----|--------|----|-----|
| | | | M-A | M-A | M-A | OR | DR | TOT | PF | FD | | | | | BS | BA | |
| 0 | Kevin Obanor | F 29:04 | 8-13 | 4-7 | 3-3 | 6 | 7 | 13 | 0 | 2 | 23 | 1 | 1 | 0 | 1 | 1 | 10 |
| 11 | Bryson Williams | F 33:42 | 5-9 | 1-2 | 6-7 | 0 | 4 | 4 | 1 | 4 | 17 | 0 | 0 | 0 | 0 | 0 | 13 |
| 1 | Terrence Shannon, Jr. | G 30:40 | 6-14 | 1-5 | 1-2 | 0 | 2 | 2 | 4 | 2 | 14 | 5 | 1 | 2 | 1 | 0 | 9 |
| 2 | Davion Warren | G 21:44 | 0-6 | 0-3 | 3-4 | 3 | 3 | 6 | 2 | 2 | 3 | 2 | 2 | 0 | 1 | 0 | 4 |
| 25 | Adonis Arms | G 34:30 | 3-7 | 1-3 | 8-10 | 1 | 6 | 7 | 0 | 5 | 15 | 2 | 4 | 1 | 0 | 0 | 13 |
| 3 | Clarence Nadolny | 14:21 | 1-3 | 0-1 | 3-4 | 0 | 2 | 2 | 4 | 3 | 5 | 1 | 3 | 3 | 0 | 0 | 5 |
| 4 | Daniel Batcho | 02:51 | 1-2 | 0-0 | 0-0 | 0 | 0 | 0 | 0 | 0 | 2 | 0 | 0 | 0 | 0 | 0 | -7 |
| 13 | Mylik Wilson | 11:16 | 1-1 | 0-0 | 0-0 | 0 | 1 | 1 | 2 | 1 | 2 | 1 | 0 | 1 | 1 | 0 | 3 |
| 14 | Marcus Santos-Silva | 13:34 | 0-0 | 0-0 | 0-0 | 3 | 1 | 4 | 2 | 1 | 0 | 0 | 2 | 3 | 0 | 0 | -1 |
| 23 | Chibuzo Agbo | 08:18 | 1-1 | 0-0 | 0-0 | 0 | 0 | 0 | 0 | 1 | 2 | 0 | 0 | 0 | 0 | 0 | 1 |
| Team | | | | | | 1 | 1 | 2 | | | 0 | | | 0 | | | |
| Totals | | | 26-56 | 7-21 | 24-30 | 14 | 27 | 41 | 15 | 21 | 83 | 12 | 13 | 10 | 4 | 1 | 10 |

| Shooting By Period | | |
|--------------------|-------|-------|
| 1st FG% | 8-24 | 33.3% |
| 3PT% | 2-9 | 22.2% |
| FT% | 14-18 | 77.8% |
| 2nd FG% | 18-32 | 56.3% |
| 3PT% | 5-12 | 41.7% |
| FT% | 10-12 | 83.3% |
| GM FG% | 26-56 | 46.4% |
| 3PT% | 7-21 | 33.3% |
| FT% | 24-30 | 80.0% |

Dead Ball Rebounds: 3, 0

Technical Fouls::NONE

| | BAY | TTU |
|------------------|---------------|---------------|
| Biggest lead | 8 (1st 3:30) | 13 (2nd 7:42) |
| Best Scoring Run | 5 (1st 18:04) | 11 (2nd 7:42) |
| Lead Changes | 6 | |
| Times Tied | 3 | |
| Time with Lead | 18:08 | 17:39 |

| | BAY | TTU |
|---------------|-----|-----|
| Points from | | |
| Turnovers | 17 | 13 |
| Paint | 22 | 28 |
| Second Chance | 12 | 21 |
| Fast Breaks | 6 | 8 |
| Bench | 14 | 11 |

| | Period by Period Scoring | | |
|-----|--------------------------|-----|-----|
| | 1st | 2nd | TOT |
| BAY | 39 | 34 | 73 |
| TTU | 32 | 51 | 83 |

**Period 1****Quarter Starters:**

| | | | | | |
|------------|------------|------------------|--------------|---------------|------------|
| TTU | 0 Obanor K | 1 Shannon, Jr. T | 2 Warren D | 11 Williams B | 25 Arms A |
| BAY | 0 Thamba F | 2 Brown K | 10 Flagler A | 11 Akinjo J | 24 Mayer M |

| Game Time | TTU | Score | Diff | BAY |
|-----------|--|-------------|-----------|---|
| 20:00 | 11 WILLIAMS B jumpball lost | | | 0 THAMBA F jumpball won |
| 19:37 | | | | 10 FLAGLER A 2pt FG in the paint, jump shot missed |
| 19:34 | 0 OBANOR K defensive rebound (1) | | | |
| 19:22 | 1 SHANNON, JR. T 2pt FG in the paint, jump shot made (2) | 2-0 | 2 | |
| 19:22 | 1 SHANNON, JR. T foul drawn (1) | | | 0 THAMBA F foul shooting (1 - 1) |
| 19:22 | 1 SHANNON, JR. T free throw 1 - 1 made (3) | 3-0 | 3 | |
| 18:55 | | 3-2 | 1 | 24 MAYER M 2pt FG in the paint, layup made (2) |
| 18:55 | | | | 11 AKINJO J assist (1) |
| 18:35 | 2 WARREN D 2pt FG outside the paint, jump shot missed | | | |
| 18:31 | | | | 24 MAYER M defensive rebound (1) |
| 18:29 | | | | 24 MAYER M 3pt FG , jump shot missed |
| 18:25 | | | | 0 THAMBA F offensive rebound (1) |
| 18:09 | | | | 2 BROWN K 3pt FG second chance, jump shot missed |
| 18:06 | | | | 10 FLAGLER A offensive rebound (1) |
| 18:04 | | 3-5 | -2 | 10 FLAGLER A 3pt FG second chance, jump shot made (3) |
| 17:45 | 1 SHANNON, JR. T 3pt FG , jump shot missed | | | |
| 17:43 | | | | 2 BROWN K defensive rebound (1) |
| 17:26 | | | | 2 BROWN K 2pt FG outside the paint, jump shot missed |
| 17:22 | 0 OBANOR K defensive rebound (2) | | | |
| 17:13 | 25 ARMS A 3pt FG , jump shot made (3) | 6-5 | 1 | |
| 17:13 | 2 WARREN D assist (1) | | | |
| 16:45 | 2 WARREN D foul personal (1 - 1) | | | 0 THAMBA F foul drawn (1) |
| 16:45 | | | | 24 MAYER M substitution out |
| 16:45 | | | | 1 SOCHAN J substitution in |
| 16:45 | 0 OBANOR K substitution out | | | |
| 16:45 | 2 WARREN D substitution out | | | |
| 16:45 | 11 WILLIAMS B substitution out | | | |
| 16:45 | 25 ARMS A substitution out | | | |
| 16:45 | 3 NADOLNY C substitution in | | | |
| 16:45 | 4 BATCHO D substitution in | | | |
| 16:45 | 13 WILSON M substitution in | | | |
| 16:45 | 14 SANTOS-SILVA M substitution in | | | |
| 16:32 | | 6-7 | -1 | 0 THAMBA F 2pt FG in the paint, dunk, made (2) |
| 16:32 | | | | 11 AKINJO J assist (2) |
| 16:18 | 1 SHANNON, JR. T 2pt FG outside the paint, jump shot missed | | | |
| 16:14 | | | | 2 BROWN K defensive rebound (2) |
| 16:08 | | | | 10 FLAGLER A 3pt FG , jump shot missed |
| 16:05 | | | | 1 SOCHAN J offensive rebound (1) |
| 16:03 | | 6-10 | -4 | 11 AKINJO J 3pt FG second chance, jump shot made (3) |
| 15:46 | 1 SHANNON, JR. T 3pt FG , jump shot missed | | | |
| 15:42 | 14 SANTOS-SILVA M offensive rebound (1) | | | |
| 15:24 | 4 BATCHO D 2pt FG second chance in the paint, layup made (2) | 8-10 | -2 | |



Official Basketball Play by Play - First Half

Baylor at Texas Tech

02/16/22 United Supermarkets Arena, Lubbock
2021-22 Men's Basketball

Game Time: 8:00 PM
Game Duration: 2:12
Attendance: 14,923

Officials: Keith Kimble, Bert Smith, Michael Greenstein

| Game Time | TTU | Score | Diff | BAY |
|-----------|--|--------------|-----------|---|
| 15:24 | 1 SHANNON, JR. T assist (1) | | | |
| 15:10 | 3 NADOLNY C steal (1) | | | 11 AKINJO J turnover bad pass (1) |
| 15:03 | 4 BATCHO D 2pt FG from turnover in the paint, layup missed | | | |
| 15:00 | | | | 1 SOCHAN J defensive rebound (2) |
| 14:41 | | 8-12 | -4 | 0 THAMBA F 2pt FG outside the paint, jump shot made (4) |
| 14:41 | | | | 10 FLAGLER A assist (1) |
| 14:21 | 3 NADOLNY C 3pt FG , jump shot missed | | | |
| 14:18 | 14 SANTOS-SILVA M offensive rebound (2) | | | |
| 14:18 | 3 NADOLNY C foul drawn (1) | | | 1 SOCHAN J foul shooting (1 - 2) |
| 14:18 | Timeout media | | | |
| 14:18 | 1 SHANNON, JR. T substitution out | | | |
| 14:18 | 4 BATCHO D substitution out | | | |
| 14:18 | 14 SANTOS-SILVA M substitution out | | | |
| 14:18 | 0 OBANOR K substitution in | | | |
| 14:18 | 2 WARREN D substitution in | | | |
| 14:18 | 11 WILLIAMS B substitution in | | | |
| 14:18 | | | | 10 FLAGLER A substitution out |
| 14:18 | | | | 4 CRYER L substitution in |
| 14:18 | 3 NADOLNY C free throw 1 - 2 made (1) | 9-12 | -3 | |
| 14:18 | 3 NADOLNY C free throw 2 - 2 made (2) | 10-12 | -2 | |
| 14:18 | 3 NADOLNY C substitution out | | | |
| 14:18 | 25 ARMS A substitution in | | | |
| 13:55 | | 10-15 | -5 | 4 CRYER L 3pt FG , jump shot made (3) |
| 13:55 | | | | 2 BROWN K assist (1) |
| 13:42 | 11 WILLIAMS B 3pt FG , jump shot made (3) | 13-15 | -2 | |
| 13:42 | 13 WILSON M assist (1) | | | |
| 13:14 | 13 WILSON M foul shooting (1 - 2) | | | 2 BROWN K foul drawn (1) |
| 13:14 | | 13-16 | -3 | 2 BROWN K free throw 1 - 2 made (1) |
| 13:14 | 13 WILSON M substitution out | | | |
| 13:14 | 3 NADOLNY C substitution in | | | |
| 13:14 | | | | 0 THAMBA F substitution out |
| 13:14 | | | | 11 AKINJO J substitution out |
| 13:14 | | | | 3 BONNER D substitution in |
| 13:14 | | | | 24 MAYER M substitution in |
| 13:14 | | | | 2 BROWN K free throw 2 - 2 missed |
| 13:14 | 2 WARREN D defensive rebound (1) | | | |
| 12:54 | 0 OBANOR K 3pt FG , jump shot missed | | | |
| 12:49 | | | | 1 SOCHAN J defensive rebound (3) |
| 12:43 | | | | 24 MAYER M 3pt FG , jump shot missed |
| 12:40 | 11 WILLIAMS B defensive rebound (1) | | | |
| 12:22 | 3 NADOLNY C 2pt FG in the paint, layup missed | | | |
| 12:17 | | | | 2 BROWN K defensive rebound (3) |
| 12:06 | | | | 24 MAYER M 2pt FG outside the paint, jump shot missed |
| 12:04 | 11 WILLIAMS B defensive rebound (2) | | | |
| 11:49 | 11 WILLIAMS B foul drawn (1) | | | 3 BONNER D foul shooting (1 - 3) |
| 11:49 | Timeout media | | | |
| 11:49 | | | | 2 BROWN K substitution out |
| 11:49 | | | | 24 MAYER M substitution out |
| 11:49 | | | | 0 THAMBA F substitution in |



Official Basketball Play by Play - First Half

Baylor at Texas Tech

02/16/22 United Supermarkets Arena, Lubbock
2021-22 Men's Basketball

Game Time: 8:00 PM
Game Duration: 2:12
Attendance: 14,923

Officials: Keith Kimble, Bert Smith, Michael Greenstein

| Game Time | TTU | Score | Diff | BAY |
|-----------|--|--------------|-----------|---|
| 11:49 | | | | 10 FLAGLER A substitution in |
| 11:49 | 11 WILLIAMS B free throw 1 - 2 made (4) | 14-16 | -2 | |
| 11:49 | 11 WILLIAMS B free throw 2 - 2 made (5) | 15-16 | -1 | |
| 11:23 | | 15-19 | -4 | 4 CRYER L 3pt FG , jump shot made (6) |
| 11:23 | | | | 10 FLAGLER A assist (2) |
| 11:05 | 11 WILLIAMS B 2pt FG outside the paint, jump shot missed | | | |
| 11:02 | 2 WARREN D offensive rebound (2) | | | |
| 11:02 | jump ball situation | | | |
| 11:02 | 3 NADOLNY C substitution out | | | |
| 11:02 | 1 SHANNON, JR. T substitution in | | | |
| 10:57 | 11 WILLIAMS B 2pt FG second chance outside the paint, hook shot made (7) | 17-19 | -2 | |
| 10:38 | | | | 1 SOCHAN J 3pt FG , jump shot missed |
| 10:35 | 2 WARREN D defensive rebound (3) | | | |
| 10:26 | 2 WARREN D 3pt FG , jump shot missed | | | |
| 10:22 | | | | 0 THAMBA F defensive rebound (2) |
| 10:17 | | | | 4 CRYER L 3pt FG , jump shot missed |
| 10:13 | | | | 0 THAMBA F offensive rebound (3) |
| 10:11 | | | | 0 THAMBA F 2pt FG second chance in the paint, layup blocked |
| 10:11 | 2 WARREN D block (1) | | | |
| 10:06 | 25 ARMS A defensive rebound (1) | | | |
| 10:01 | 11 WILLIAMS B 2pt FG in the paint, dunk, made (9) | 19-19 | 0 | |
| 10:01 | 2 WARREN D assist (2) | | | |
| 09:47 | | | | 10 FLAGLER A 2pt FG in the paint, jump shot missed |
| 09:44 | 0 OBANOR K defensive rebound (3) | | | |
| 09:41 | 25 ARMS A turnover bad pass (1) | | | |
| 09:40 | 0 OBANOR K substitution out | | | |
| 09:40 | 2 WARREN D substitution out | | | |
| 09:40 | 25 ARMS A substitution out | | | |
| 09:40 | 3 NADOLNY C substitution in | | | |
| 09:40 | 13 WILSON M substitution in | | | |
| 09:40 | 14 SANTOS-SILVA M substitution in | | | |
| 09:40 | | | | 1 SOCHAN J substitution out |
| 09:40 | | | | 4 CRYER L substitution out |
| 09:40 | | | | 2 BROWN K substitution in |
| 09:40 | | | | 11 AKINJO J substitution in |
| 09:19 | 11 WILLIAMS B substitution out | | | |
| 09:19 | 4 BATCHO D substitution in | | | |
| 09:08 | | | | turnover shot clock (2) |
| 09:08 | 4 BATCHO D substitution out | | | |
| 09:08 | 14 SANTOS-SILVA M substitution out | | | |
| 09:08 | 0 OBANOR K substitution in | | | |
| 09:08 | 11 WILLIAMS B substitution in | | | |
| 08:51 | 3 NADOLNY C turnover travel (1) | | | |
| 08:51 | 0 OBANOR K substitution out | | | |
| 08:51 | 14 SANTOS-SILVA M substitution in | | | |
| 08:29 | jump ball situation | | | |
| 08:29 | 3 NADOLNY C substitution out | | | |
| 08:29 | 13 WILSON M substitution out | | | |



Baylor at Texas Tech

02/16/22 United Supermarkets Arena, Lubbock
2021-22 Men's Basketball

Game Time: 8:00 PM
Game Duration: 2:12
Attendance: 14,923

Officials: Keith Kimble, Bert Smith, Michael Greenstein

| Game Time | TTU | Score | Diff | BAY |
|-----------|---|--------------|-----------|--|
| 08:29 | 2 WARREN D substitution in | | | |
| 08:29 | 25 ARMS A substitution in | | | |
| 08:23 | 1 SHANNON, JR. T steal (1) | | | 2 BROWN K turnover bad pass (1) |
| 08:19 | 1 SHANNON, JR. T 2pt FG fast break from turnover in the paint, dunk, made (5) | 21-19 | 2 | |
| 08:02 | | 21-21 | 0 | 11 AKINJO J 2pt FG in the paint, layup made (5) |
| 07:35 | 14 SANTOS-SILVA M foul drawn (1) | | | 0 THAMBA F foul personal (2 - 4) |
| 07:35 | Timeout media | | | |
| 07:35 | | | | 0 THAMBA F substitution out |
| 07:35 | | | | 3 BONNER D substitution out |
| 07:35 | | | | 1 SOCHAN J substitution in |
| 07:35 | | | | 4 CRYER L substitution in |
| 07:33 | 1 SHANNON, JR. T 2pt FG outside the paint, jump shot missed | | | |
| 07:31 | | | | 1 SOCHAN J defensive rebound (4) |
| 07:22 | | 21-23 | -2 | 11 AKINJO J 2pt FG outside the paint, jump shot made (7) |
| 06:59 | 25 ARMS A 2pt FG outside the paint, jump shot made (5) | 23-23 | 0 | |
| 06:40 | 14 SANTOS-SILVA M steal (1) | | | 10 FLAGLER A turnover lost ball (1) |
| 06:40 | 14 SANTOS-SILVA M substitution out | | | |
| 06:40 | 0 OBANOR K substitution in | | | |
| 06:40 | | | | 10 FLAGLER A substitution out |
| 06:40 | | | | 24 MAYER M substitution in |
| 06:22 | 11 WILLIAMS B 2pt FG from turnover outside the paint, jump shot missed | | | |
| 06:16 | 2 WARREN D offensive rebound (4) | | | |
| 06:14 | 0 OBANOR K 3pt FG from turnover second chance, jump shot missed | | | |
| 06:11 | | | | 1 SOCHAN J defensive rebound (5) |
| 05:46 | | 23-26 | -3 | 1 SOCHAN J 3pt FG , jump shot made (3) |
| 05:46 | | | | 4 CRYER L assist (1) |
| 05:27 | 0 OBANOR K 2pt FG in the paint, layup missed | | | |
| 05:25 | | | | 1 SOCHAN J defensive rebound (6) |
| 05:21 | 2 WARREN D foul shooting (2 - 3) | | | 2 BROWN K foul drawn (2) |
| 05:21 | | 23-27 | -4 | 2 BROWN K free throw 1 - 2 made (2) |
| 05:21 | 0 OBANOR K substitution out | | | |
| 05:21 | 1 SHANNON, JR. T substitution out | | | |
| 05:21 | 2 WARREN D substitution out | | | |
| 05:21 | 3 NADOLNY C substitution in | | | |
| 05:21 | 13 WILSON M substitution in | | | |
| 05:21 | 14 SANTOS-SILVA M substitution in | | | |
| 05:21 | | 23-28 | -5 | 2 BROWN K free throw 2 - 2 made (3) |
| 04:58 | 11 WILLIAMS B foul drawn (2) | | | 2 BROWN K foul shooting (1 - 5) |
| 04:58 | 11 WILLIAMS B free throw 1 - 2 made (10) | 24-28 | -4 | |
| 04:58 | 11 WILLIAMS B free throw 2 - 2 made (11) | 25-28 | -3 | |
| 04:58 | 25 ARMS A substitution out | | | |
| 04:58 | 2 WARREN D substitution in | | | |
| 04:58 | 11 WILLIAMS B substitution out | | | |
| 04:58 | 4 BATCHO D substitution in | | | |
| 04:45 | | 25-30 | -5 | 11 AKINJO J 2pt FG in the paint, layup made (9) |
| 04:45 | Timeout 30 Sec | | | |
| 04:45 | 3 NADOLNY C substitution out | | | |



| Game Time | TTU | Score | Diff | BAY |
|-----------|---|--------------|-----------|---|
| 04:45 | 13 WILSON M substitution out | | | |
| 04:45 | 14 SANTOS-SILVA M substitution out | | | |
| 04:45 | 4 BATCHO D substitution out | | | |
| 04:45 | 0 OBANOR K substitution in | | | |
| 04:45 | 1 SHANNON, JR. T substitution in | | | |
| 04:45 | 11 WILLIAMS B substitution in | | | |
| 04:45 | 25 ARMS A substitution in | | | |
| 04:28 | 25 ARMS A turnover travel (2) | | | |
| 04:15 | | | | 2 BROWN K 2pt FG from turnover in the paint, layup blocked |
| 04:15 | 0 OBANOR K block (1) | | | |
| 04:10 | 25 ARMS A defensive rebound (2) | | | |
| 04:01 | 0 OBANOR K 2pt FG in the paint, layup blocked | | | |
| 04:01 | | | | 24 MAYER M block (1) |
| 04:01 | 0 OBANOR K offensive rebound (4) | | | |
| 04:01 | 0 OBANOR K foul drawn (1) | | | 24 MAYER M foul shooting (1 - 6) |
| 04:01 | 0 OBANOR K free throw 1 - 2 made (1) | 26-30 | -4 | |
| 04:01 | 0 OBANOR K free throw 2 - 2 made (2) | 27-30 | -3 | |
| 04:01 | 0 OBANOR K substitution out | | | |
| 04:01 | 2 WARREN D substitution out | | | |
| 04:01 | 13 WILSON M substitution in | | | |
| 04:01 | 14 SANTOS-SILVA M substitution in | | | |
| 03:52 | | 27-32 | -5 | 1 SOCHAN J 2pt FG in the paint, layup made (5) |
| 03:52 | | | | 11 AKINJO J assist (3) |
| 03:32 | 14 SANTOS-SILVA M turnover lost ball (1) | | | 1 SOCHAN J steal (1) |
| 03:30 | | 27-34 | -7 | 24 MAYER M 2pt FG fast break from turnover in the paint, layup made (4) |
| 03:30 | | | | 1 SOCHAN J assist (1) |
| 03:30 | 1 SHANNON, JR. T foul shooting (1 - 4) | | | 24 MAYER M foul drawn (1) |
| 03:30 | Timeout media | | | |
| 03:30 | 13 WILSON M substitution out | | | |
| 03:30 | 2 WARREN D substitution in | | | |
| 03:30 | | 27-35 | -8 | 24 MAYER M free throw fast break 1 - 1 made (5) |
| 03:04 | 1 SHANNON, JR. T foul offensive (2 - 5) | | | 24 MAYER M foul drawn (2) |
| 03:04 | 1 SHANNON, JR. T turnover offensive (1) | | | |
| 02:46 | 25 ARMS A steal (1) | | | 1 SOCHAN J turnover lost ball (1) |
| 02:41 | 11 WILLIAMS B foul drawn (3) | | | 1 SOCHAN J foul shooting (2 - 7) |
| 02:41 | 11 WILLIAMS B free throw fast break 1 - 2 missed | | | |
| 02:41 | offensive dead ball rebound (1) | | | |
| 02:41 | 2 WARREN D substitution out | | | |
| 02:41 | 3 NADOLNY C substitution in | | | |
| 02:41 | | | | 1 SOCHAN J substitution out |
| 02:41 | | | | 32 LOVEDAY Z substitution in |
| 02:41 | | | | 4 CRYER L substitution out |
| 02:41 | | | | 10 FLAGLER A substitution in |
| 02:41 | 11 WILLIAMS B free throw fast break 2 - 2 made (12) | 28-35 | -7 | |
| 02:26 | 3 NADOLNY C steal (2) | | | 2 BROWN K turnover bad pass (2) |
| 02:21 | 25 ARMS A foul drawn (1) | | | 32 LOVEDAY Z foul shooting (1 - 8) |
| 02:21 | 25 ARMS A free throw fast break 1 - 2 missed | | | |
| 02:21 | offensive dead ball rebound (2) | | | |



Official Basketball Play by Play - First Half

Baylor at Texas Tech

02/16/22 United Supermarkets Arena, Lubbock
2021-22 Men's Basketball

Game Time: 8:00 PM
Game Duration: 2:12
Attendance: 14,923

Officials: Keith Kimble, Bert Smith, Michael Greenstein

| Game Time | TTU | Score | Diff | BAY |
|----------------------|--|--------------|-----------|--|
| 02:21 | 25 ARMS A free throw fast break 2 - 2 made (6) | 29-35 | -6 | |
| 02:09 | | | | 11 AKINJO J 3pt FG , jump shot missed |
| 02:07 | 3 NADOLNY C defensive rebound (1) | | | |
| 01:51 | 3 NADOLNY C foul drawn (2) | | | 2 BROWN K foul personal (2 - 9) |
| 01:51 | 3 NADOLNY C 1&1 free throw 1 missed | | | |
| 01:44 | 14 SANTOS-SILVA M offensive rebound (3) | | | |
| 01:42 | 14 SANTOS-SILVA M turnover bad pass (2) | | | 32 LOVEDAY Z steal (1) |
| 01:37 | | | | 11 AKINJO J 3pt FG from turnover, jump shot missed |
| 01:33 | 25 ARMS A defensive rebound (3) | | | |
| 01:28 | 25 ARMS A foul drawn (2) | | | 32 LOVEDAY Z foul personal (2 - 10) |
| 01:28 | 25 ARMS A free throw 1 - 2 made (7) | 30-35 | -5 | |
| 01:28 | 1 SHANNON, JR. T substitution out | | | |
| 01:28 | 11 WILLIAMS B substitution out | | | |
| 01:28 | 0 OBANOR K substitution in | | | |
| 01:28 | 13 WILSON M substitution in | | | |
| 01:28 | | | | 32 LOVEDAY Z substitution out |
| 01:28 | | | | 0 THAMBA F substitution in |
| 01:27 | 25 ARMS A free throw 2 - 2 missed | | | |
| 01:25 | | | | 24 MAYER M defensive rebound (2) |
| 01:15 | 3 NADOLNY C steal (3) | | | 2 BROWN K turnover bad pass (3) |
| 01:14 | 25 ARMS A foul drawn (3) | | | 11 AKINJO J foul personal (1 - 11) |
| 01:14 | 25 ARMS A free throw fast break 1 - 2 made (8) | 31-35 | -4 | |
| 01:14 | | | | Timeout 30 Sec |
| 01:14 | 25 ARMS A free throw fast break 2 - 2 made (9) | 32-35 | -3 | |
| 01:14 | 25 ARMS A substitution out | | | |
| 01:14 | 2 WARREN D substitution in | | | |
| 01:14 | 13 WILSON M substitution out | | | |
| 01:14 | 25 ARMS A substitution in | | | |
| 00:55 | | 32-38 | -6 | 24 MAYER M 3pt FG , jump shot made (8) |
| 00:44 | 2 WARREN D 3pt FG , jump shot missed | | | |
| 00:44 | | | | 10 FLAGLER A defensive rebound (2) |
| 00:12 | 14 SANTOS-SILVA M steal (2) | | | 11 AKINJO J turnover lost ball (2) |
| 00:07 | 2 WARREN D turnover bad pass (1) | | | 2 BROWN K steal (1) |
| 00:04 | 3 NADOLNY C foul shooting (1 - 6) | | | 0 THAMBA F foul drawn (2) |
| 00:04 | | 32-39 | -7 | 0 THAMBA F free throw fast break 1 - 2 made (5) |
| 00:04 | 2 WARREN D substitution out | | | |
| 00:04 | 14 SANTOS-SILVA M substitution out | | | |
| 00:04 | 1 SHANNON, JR. T substitution in | | | |
| 00:04 | 11 WILLIAMS B substitution in | | | |
| 00:04 | | | | 0 THAMBA F free throw fast break 2 - 2 missed |
| 00:04 | 3 NADOLNY C defensive rebound (2) | | | |
| END OF PERIOD | | | | |
| TTU 32-39 BAY | | | | |



Officials: Keith Kimble, Bert Smith, Michael Greenstein

Baylor - 39

| NO. | Name | F | Min | FG | | | 3P | | | FT | | | Rebounds | | | Fouls | | TP | AS | TO | ST | Blocks | | +/- |
|---------------|---------------|---|-------|-------|------|-----|----|----|-----|----|----|----|----------|---|---|-------|---|----|----|----|----|--------|--|-----|
| | | | | M-A | M-A | M-A | OR | DR | TOT | PF | FD | BS | BA | | | | | | | | | | | |
| 0 | Flo Thamba | F | 12:28 | 2-3 | 0-0 | 1-2 | 2 | 1 | 3 | 2 | 2 | 5 | 0 | 0 | 0 | 0 | 0 | 0 | 0 | 0 | 1 | 2 | | |
| 2 | Kendall Brown | F | 17:51 | 0-3 | 0-1 | 3-4 | 0 | 3 | 3 | 2 | 2 | 3 | 1 | 3 | 1 | 0 | 1 | 0 | 1 | 0 | 1 | 10 | | |
| 24 | Matthew Mayer | F | 11:20 | 3-6 | 1-3 | 1-1 | 0 | 2 | 2 | 1 | 2 | 8 | 0 | 0 | 0 | 0 | 1 | 0 | 0 | 1 | 0 | 6 | | |
| 10 | Adam Flagler | G | 13:32 | 1-4 | 1-2 | 0-0 | 1 | 1 | 2 | 0 | 0 | 3 | 2 | 1 | 0 | 0 | 0 | 0 | 0 | 0 | 0 | 0 | | |
| 11 | James Akinjo | G | 16:26 | 4-6 | 1-3 | 0-0 | 0 | 0 | 0 | 1 | 0 | 9 | 3 | 2 | 0 | 0 | 0 | 0 | 0 | 0 | 10 | | | |
| 1 | Jeremy Sochan | | 11:59 | 2-3 | 1-2 | 0-0 | 1 | 5 | 6 | 2 | 0 | 5 | 1 | 1 | 1 | 1 | 0 | 0 | 0 | 0 | 9 | | | |
| 4 | LJ Cryer | | 09:32 | 2-3 | 2-3 | 0-0 | 0 | 0 | 0 | 0 | 0 | 6 | 1 | 0 | 0 | 0 | 0 | 0 | 0 | 0 | 4 | | | |
| 3 | Dale Bonner | | 05:39 | 0-0 | 0-0 | 0-0 | 0 | 0 | 0 | 1 | 0 | 0 | 0 | 0 | 0 | 0 | 0 | 0 | 0 | 0 | -3 | | | |
| 32 | Zach Loveday | | 01:13 | 0-0 | 0-0 | 0-0 | 0 | 0 | 0 | 2 | 0 | 0 | 0 | 0 | 0 | 1 | 0 | 0 | 0 | 0 | -3 | | | |
| Team | | | | | | | 0 | 0 | 0 | | | 0 | | | 1 | | | | | | | | | |
| Totals | | | | 14-28 | 6-14 | 5-7 | 4 | 12 | 16 | 11 | 6 | 39 | 8 | 8 | 3 | 1 | 2 | 7 | | | | | | |

| Shooting By Period | | |
|--------------------|-------|-------|
| 1st FG% | 14-28 | 50.0% |
| 3PT% | 6-14 | 42.9% |
| FT% | 5-7 | 71.4% |
| GM FG% | 14-28 | 50.0% |
| 3PT% | 6-14 | 42.9% |
| FT% | 5-7 | 71.4% |

Dead Ball Rebounds: 0, 0

Technical Fouls::NONE

Texas Tech - 32

| NO. | Name | F | Min | FG | | | 3P | | | FT | | | Rebounds | | | Fouls | | TP | AS | TO | ST | Blocks | | +/- |
|---------------|-----------------------|---|-------|------|-----|-------|----|----|-----|----|----|----|----------|---|---|-------|---|----|-----|----|----|--------|---|-----|
| | | | | M-A | M-A | M-A | OR | DR | TOT | PF | FD | BS | BA | | | | | | | | | | | |
| 0 | Kevin Obanor | F | 11:41 | 0-4 | 0-2 | 2-2 | 1 | 3 | 4 | 0 | 1 | 2 | 0 | 0 | 0 | 0 | 0 | 0 | 0 | 0 | 1 | 1 | 1 | |
| 11 | Bryson Williams | F | 15:46 | 3-5 | 1-1 | 5-6 | 0 | 2 | 2 | 0 | 3 | 12 | 0 | 0 | 0 | 0 | 0 | 0 | 0 | 0 | 0 | 2 | | |
| 1 | Terrence Shannon, Jr. | G | 14:45 | 2-6 | 0-2 | 1-1 | 0 | 0 | 0 | 2 | 1 | 5 | 1 | 1 | 1 | 1 | 0 | 0 | 0 | -4 | | | | |
| 2 | Davion Warren | G | 13:56 | 0-3 | 0-2 | 0-0 | 2 | 2 | 4 | 2 | 0 | 0 | 2 | 1 | 0 | 1 | 0 | 1 | 0 | -4 | | | | |
| 25 | Adonis Arms | G | 16:09 | 2-2 | 1-1 | 4-6 | 0 | 3 | 3 | 0 | 3 | 9 | 0 | 2 | 1 | 0 | 0 | 0 | -2 | | | | | |
| 3 | Clarence Nadolny | | 09:07 | 0-2 | 0-1 | 2-3 | 0 | 2 | 2 | 1 | 2 | 2 | 0 | 1 | 3 | 0 | 0 | 0 | -4 | | | | | |
| 4 | Daniel Batcho | | 02:51 | 1-2 | 0-0 | 0-0 | 0 | 0 | 0 | 0 | 0 | 2 | 0 | 0 | 0 | 0 | 0 | 0 | -7 | | | | | |
| 13 | Mylik Wilson | | 06:03 | 0-0 | 0-0 | 0-0 | 0 | 0 | 0 | 1 | 0 | 0 | 1 | 0 | 0 | 0 | 0 | 0 | -7 | | | | | |
| 14 | Marcus Santos-Silva | | 09:42 | 0-0 | 0-0 | 0-0 | 3 | 0 | 3 | 0 | 1 | 0 | 0 | 0 | 2 | 2 | 0 | 0 | -10 | | | | | |
| Team | | | | | | | 0 | 0 | 0 | | | 0 | | | 0 | | | | | | | | | |
| Totals | | | | 8-24 | 2-9 | 14-18 | 6 | 12 | 18 | 6 | 11 | 32 | 4 | 7 | 7 | 2 | 1 | -7 | | | | | | |

| Shooting By Period | | |
|--------------------|-------|-------|
| 1st FG% | 8-24 | 33.3% |
| 3PT% | 2-9 | 22.2% |
| FT% | 14-18 | 77.8% |
| GM FG% | 8-24 | 33.3% |
| 3PT% | 2-9 | 22.2% |
| FT% | 14-18 | 77.8% |

Dead Ball Rebounds: 2, 0

Technical Fouls::NONE

| | BAY | TTU |
|------------------|--------------|---------------|
| Biggest lead | 8 (1st 3:30) | 3 (1st 19:22) |
| Best Scoring Run | 5(1st 18:04) | 6(1st 8:19) |
| Lead Changes | 5 | |
| Times Tied | 3 | |
| Time with Lead | 13:31 | 02:16 |

| Points from | BAY | TTU |
|---------------|-----|-----|
| Turnovers | 4 | 6 |
| Paint | 12 | 8 |
| Second Chance | 6 | 8 |
| Fast Breaks | 4 | 6 |
| Bench | 11 | 4 |

| | Period by Period Scoring | | |
|-----|--------------------------|-----|-----|
| | 1st | 2nd | TOT |
| BAY | 39 | 34 | 73 |
| TTU | 32 | 51 | 83 |



Baylor at Texas Tech

02/16/22 United Supermarkets Arena, Lubbock
2021-22 Men's Basketball

Game Time: 8:00 PM
Game Duration: 2:12
Attendance: 14,923

Officials: Keith Kimble, Bert Smith, Michael Greenstein

Period 2

Quarter Starters:

| | | | | | |
|------------|------------|------------------|--------------|---------------|------------|
| TTU | 0 Obanor K | 1 Shannon, Jr. T | 2 Warren D | 11 Williams B | 25 Arms A |
| BAY | 0 Thamba F | 2 Brown K | 10 Flagler A | 11 Akinjo J | 24 Mayer M |

| Game Time | TTU | Score | Diff | BAY |
|-----------|--|--------------|-----------|---|
| 20:00 | 3 NADOLNY C substitution out | | | |
| 20:00 | 2 WARREN D substitution in | | | |
| 19:45 | 11 WILLIAMS B 2pt FG outside the paint, jump shot missed | | | |
| 19:42 | 0 OBANOR K offensive rebound (5) | | | |
| 19:36 | 2 WARREN D 3pt FG second chance, jump shot missed | | | |
| 19:32 | | | | 11 AKINJO J defensive rebound (1) |
| 19:10 | | | | 10 FLAGLER A 2pt FG outside the paint, jump shot missed |
| 19:07 | 0 OBANOR K defensive rebound (6) | | | |
| 18:49 | 2 WARREN D 2pt FG in the paint, layup missed | | | |
| 18:46 | 0 OBANOR K offensive rebound (7) | | | |
| 18:44 | 1 SHANNON, JR. T 3pt FG second chance, jump shot made (8) | 35-39 | -4 | |
| 18:44 | 0 OBANOR K assist (1) | | | |
| 18:21 | | | | 0 THAMBA F turnover lost ball (1) |
| 18:21 | 2 WARREN D substitution out | | | |
| 18:21 | 3 NADOLNY C substitution in | | | |
| 18:03 | 3 NADOLNY C 2pt FG from turnover in the paint, layup made (4) | 37-39 | -2 | |
| 18:03 | 3 NADOLNY C foul drawn (3) | | | 2 BROWN K foul shooting (3 - 1) |
| 18:03 | | | | Timeout 30 Sec |
| 18:03 | 3 NADOLNY C free throw 1 - 1 made (5) | 38-39 | -1 | |
| 17:50 | 1 SHANNON, JR. T steal (2) | | | 11 AKINJO J turnover bad pass (3) |
| 17:44 | 1 SHANNON, JR. T 2pt FG from turnover in the paint, layup missed | | | |
| 17:41 | 0 OBANOR K offensive rebound (8) | | | |
| 17:38 | 0 OBANOR K turnover bad pass (1) | | | 2 BROWN K steal (2) |
| 17:29 | | 38-42 | -4 | 10 FLAGLER A 3pt FG from turnover, jump shot made (6) |
| 17:29 | | | | 24 MAYER M assist (1) |
| 17:00 | 1 SHANNON, JR. T 2pt FG outside the paint, jump shot missed | | | |
| 16:58 | 25 ARMS A offensive rebound (4) | | | |
| 16:58 | 25 ARMS A foul drawn (4) | | | 0 THAMBA F foul shooting (3 - 2) |
| 16:58 | 25 ARMS A free throw 1 - 2 made (10) | 39-42 | -3 | |
| 16:58 | 0 OBANOR K substitution out | | | |
| 16:58 | 1 SHANNON, JR. T substitution out | | | |
| 16:58 | 2 WARREN D substitution in | | | |
| 16:58 | 14 SANTOS-SILVA M substitution in | | | |
| 16:58 | | | | 2 BROWN K substitution out |
| 16:58 | | | | 1 SOCHAN J substitution in |
| 16:58 | 25 ARMS A free throw 2 - 2 made (11) | 40-42 | -2 | |
| 16:35 | | | | 24 MAYER M 2pt FG in the paint, layup missed |
| 16:32 | 25 ARMS A defensive rebound (5) | | | |
| 16:14 | 2 WARREN D 2pt FG in the paint, jump shot missed | | | |
| 16:12 | | | | 0 THAMBA F defensive rebound (4) |
| 16:09 | | | | 24 MAYER M 3pt FG , jump shot missed |
| 16:05 | | | | 0 THAMBA F offensive rebound (5) |



Baylor at Texas Tech

02/16/22 United Supermarkets Arena, Lubbock
2021-22 Men's Basketball

Game Time: 8:00 PM
Game Duration: 2:12
Attendance: 14,923

Officials: Keith Kimble, Bert Smith, Michael Greenstein

| Game Time | TTU | Score | Diff | BAY |
|-----------|---|--------------|----------|--|
| 16:04 | 25 ARMS A substitution out | | | |
| 16:04 | 13 WILSON M substitution in | | | |
| 16:04 | 11 WILLIAMS B substitution out | | | |
| 16:04 | 0 OBANOR K substitution in | | | |
| 16:04 | | | | 10 FLAGLER A substitution out |
| 16:04 | | | | 4 CRYER L substitution in |
| 15:48 | | | | 1 SOCHAN J 3pt FG second chance, jump shot missed |
| 15:46 | | | | 0 THAMBA F offensive rebound (6) |
| 15:38 | 3 NADOLNY C foul shooting (2 - 1) | | | 1 SOCHAN J foul drawn (1) |
| 15:38 | Timeout media | | | |
| 15:38 | 2 WARREN D substitution out | | | |
| 15:38 | 25 ARMS A substitution in | | | |
| 15:38 | | | | 1 SOCHAN J free throw 1 - 2 missed |
| 15:38 | | | | offensive dead ball rebound (1) |
| 15:38 | 14 SANTOS-SILVA M substitution out | | | |
| 15:38 | 11 WILLIAMS B substitution in | | | |
| 15:38 | | | | 1 SOCHAN J free throw 2 - 2 missed |
| 15:36 | 0 OBANOR K defensive rebound (9) | | | |
| 15:23 | 0 OBANOR K 3pt FG , jump shot made (5) | 43-42 | 1 | |
| 15:23 | 3 NADOLNY C assist (1) | | | |
| 15:04 | | | | 4 CRYER L 3pt FG , jump shot missed |
| 15:00 | 13 WILSON M defensive rebound (1) | | | |
| 14:51 | 13 WILSON M foul drawn (1) | | | 11 AKINJO J foul personal (2 - 3) |
| 14:51 | 13 WILSON M substitution out | | | |
| 14:51 | 1 SHANNON, JR. T substitution in | | | |
| 14:51 | | | | 24 MAYER M substitution out |
| 14:51 | | | | 10 FLAGLER A substitution in |
| 14:39 | 0 OBANOR K 3pt FG , jump shot made (8) | 46-42 | 4 | |
| 14:39 | 25 ARMS A assist (1) | | | |
| 14:31 | 3 NADOLNY C foul shooting (3 - 2) | | | 11 AKINJO J foul drawn (1) |
| 14:31 | | 46-43 | 3 | 11 AKINJO J free throw fast break 1 - 2 made (10) |
| 14:31 | 3 NADOLNY C substitution out | | | |
| 14:31 | 2 WARREN D substitution in | | | |
| 14:31 | | 46-44 | 2 | 11 AKINJO J free throw fast break 2 - 2 made (11) |
| 14:13 | 11 WILLIAMS B 3pt FG , jump shot missed | | | |
| 14:07 | 2 WARREN D offensive rebound (5) | | | |
| 14:06 | 2 WARREN D turnover bad pass (2) | | | 0 THAMBA F steal (1) |
| 13:58 | | | | 10 FLAGLER A 3pt FG from turnover, jump shot missed |
| 13:56 | | | | 0 THAMBA F offensive rebound (7) |
| 13:57 | 1 SHANNON, JR. T foul shooting (3 - 3) | | | 0 THAMBA F foul drawn (3) |
| 13:57 | | 46-45 | 1 | 0 THAMBA F free throw 1 - 2 made (6) |
| 13:57 | 0 OBANOR K substitution out | | | |
| 13:57 | 25 ARMS A substitution out | | | |
| 13:57 | 13 WILSON M substitution in | | | |
| 13:57 | 14 SANTOS-SILVA M substitution in | | | |
| 13:57 | | | | 0 THAMBA F free throw 2 - 2 missed |
| 13:55 | 14 SANTOS-SILVA M defensive rebound (4) | | | |
| 13:42 | 1 SHANNON, JR. T 2pt FG in the paint, dunk, made (10) | 48-45 | 3 | |
| 13:27 | | | | 11 AKINJO J 2pt FG outside the paint, jump shot missed |



Baylor at Texas Tech

02/16/22 United Supermarkets Arena, Lubbock
2021-22 Men's Basketball

Game Time: 8:00 PM
Game Duration: 2:12
Attendance: 14,923

Officials: Keith Kimble, Bert Smith, Michael Greenstein

| Game Time | TTU | Score | Diff | BAY |
|-----------|---|--------------|----------|---|
| 13:24 | | | | 0 THAMBA F offensive rebound (8) |
| 13:24 | 13 WILSON M foul personal (2 - 4) | | | 0 THAMBA F foul drawn (4) |
| 13:24 | 11 WILLIAMS B substitution out | | | |
| 13:24 | 0 OBANOR K substitution in | | | |
| 13:05 | 14 SANTOS-SILVA M foul shooting (1 - 5) | | | 0 THAMBA F foul drawn (5) |
| 13:05 | | | | 0 THAMBA F free throw 1 - 2 missed |
| 13:05 | | | | offensive dead ball rebound (2) |
| 13:05 | 0 OBANOR K substitution out | | | |
| 13:05 | 11 WILLIAMS B substitution in | | | |
| 13:05 | | | | 0 THAMBA F free throw 2 - 2 missed |
| 13:03 | 2 WARREN D defensive rebound (6) | | | |
| 12:48 | 1 SHANNON, JR. T 3pt FG , jump shot missed | | | |
| 12:45 | | | | 11 AKINJO J defensive rebound (2) |
| 12:44 | 14 SANTOS-SILVA M foul personal (2 - 6) | | | 11 AKINJO J foul drawn (2) |
| 12:44 | 1 SHANNON, JR. T substitution out | | | |
| 12:44 | 14 SANTOS-SILVA M substitution out | | | |
| 12:44 | 0 OBANOR K substitution in | | | |
| 12:44 | 25 ARMS A substitution in | | | |
| 12:44 | | | | 0 THAMBA F substitution out |
| 12:44 | | | | 24 MAYER M substitution in |
| 12:31 | | | | 10 FLAGLER A 3pt FG , jump shot missed |
| 12:29 | 0 OBANOR K defensive rebound (10) | | | |
| 12:16 | 0 OBANOR K 2pt FG outside the paint, jump shot made (10) | 50-45 | 5 | |
| 11:48 | | | | 4 CRYER L 2pt FG in the paint, jump shot missed |
| 11:46 | defensive rebound (31) | | | |
| 11:46 | Timeout media | | | |
| 11:31 | 25 ARMS A turnover bad pass (3) | | | 11 AKINJO J steal (1) |
| 11:10 | | 50-47 | 3 | 24 MAYER M 2pt FG from turnover in the paint, layup made (10) |
| 11:10 | | | | 11 AKINJO J assist (4) |
| 10:46 | 25 ARMS A 3pt FG , jump shot missed | | | |
| 10:46 | offensive rebound (32) | | | |
| 10:46 | 2 WARREN D substitution out | | | |
| 10:46 | 13 WILSON M substitution out | | | |
| 10:46 | 1 SHANNON, JR. T substitution in | | | |
| 10:46 | 3 NADOLNY C substitution in | | | |
| 10:46 | | | | 4 CRYER L substitution out |
| 10:46 | | | | 3 BONNER D substitution in |
| 10:42 | 11 WILLIAMS B 2pt FG second chance outside the paint, jump shot made (14) | 52-47 | 5 | |
| 10:42 | 11 WILLIAMS B foul drawn (4) | | | 10 FLAGLER A foul shooting (1 - 4) |
| 10:42 | 11 WILLIAMS B free throw 1 - 1 made (15) | 53-47 | 6 | |
| 10:34 | 3 NADOLNY C foul personal (4 - 7) | | | 11 AKINJO J foul drawn (3) |
| 10:34 | 3 NADOLNY C substitution out | | | |
| 10:34 | 23 AGBO C substitution in | | | |
| 10:34 | | 53-48 | 5 | 11 AKINJO J 1&1 free throw 1 made (12) |
| 10:34 | | 53-49 | 4 | 11 AKINJO J 1&1 free throw 2 made (13) |
| 10:07 | 25 ARMS A 3pt FG , jump shot missed | | | |
| 10:05 | | | | 1 SOCHAN J defensive rebound (7) |
| 09:53 | | 53-51 | 2 | 10 FLAGLER A 2pt FG outside the paint, jump shot made (8) |



Baylor at Texas Tech

02/16/22 United Supermarkets Arena, Lubbock
2021-22 Men's Basketball

Game Time: 8:00 PM
Game Duration: 2:12
Attendance: 14,923

Officials: Keith Kimble, Bert Smith, Michael Greenstein

| Game Time | TTU | Score | Diff | BAY |
|-----------|---|--------------|-----------|--|
| 09:31 | 25 ARMS A 2pt FG in the paint, layup missed | | | |
| 09:31 | 0 OBANOR K offensive rebound (11) | | | |
| 09:31 | 0 OBANOR K 2pt FG second chance in the paint, layup made (12) | 55-51 | 4 | |
| 09:31 | 0 OBANOR K foul drawn (2) | | | 24 MAYER M foul shooting (2 - 5) |
| 09:31 | 11 WILLIAMS B substitution out | | | |
| 09:31 | 14 SANTOS-SILVA M substitution in | | | |
| 09:31 | | | | 24 MAYER M substitution out |
| 09:31 | | | | 0 THAMBA F substitution in |
| 09:31 | 0 OBANOR K free throw 1 - 1 made (13) | 56-51 | 5 | |
| 09:24 | 14 SANTOS-SILVA M steal (3) | | | 11 AKINJO J turnover lost ball (4) |
| 09:03 | 25 ARMS A 2pt FG from turnover in the paint, layup made (13) | 58-51 | 7 | |
| 08:50 | | | | 11 AKINJO J 3pt FG , jump shot missed |
| 08:47 | 0 OBANOR K defensive rebound (12) | | | |
| 08:31 | 0 OBANOR K 3pt FG , jump shot made (16) | 61-51 | 10 | |
| 08:31 | 1 SHANNON, JR. T assist (2) | | | |
| 08:28 | | | | Timeout 30 Sec |
| 08:28 | | | | 11 AKINJO J substitution out |
| 08:28 | | | | 2 BROWN K substitution in |
| 08:13 | | | | 10 FLAGLER A 2pt FG outside the paint, jump shot missed |
| 08:12 | | | | offensive dead ball rebound (3) |
| 08:12 | 23 AGBO C foul drawn (1) | | | 0 THAMBA F foul personal (4 - 6) |
| 08:12 | 14 SANTOS-SILVA M substitution out | | | |
| 08:12 | 11 WILLIAMS B substitution in | | | |
| 07:42 | 0 OBANOR K 3pt FG , jump shot made (19) | 64-51 | 13 | |
| 07:42 | 1 SHANNON, JR. T assist (3) | | | |
| 07:30 | 1 SHANNON, JR. T foul personal (4 - 8) | | | 0 THAMBA F foul drawn (6) |
| 07:30 | | 64-52 | 12 | 0 THAMBA F 1&1 free throw 1 made (7) |
| 07:29 | | | | 0 THAMBA F 1&1 free throw 2 missed |
| 07:28 | | | | 0 THAMBA F offensive rebound (9) |
| 07:20 | | 64-54 | 10 | 1 SOCHAN J 2pt FG second chance in the paint, layup made (7) |
| 06:46 | 25 ARMS A 2pt FG outside the paint, jump shot missed | | | |
| 06:38 | | | | 1 SOCHAN J defensive rebound (8) |
| 06:36 | | 64-56 | 8 | 2 BROWN K 2pt FG in the paint, dunk, made (5) |
| 06:36 | | | | 1 SOCHAN J assist (2) |
| 06:31 | Timeout 30 Sec | | | |
| 06:31 | 23 AGBO C substitution out | | | |
| 06:31 | 3 NADOLNY C substitution in | | | |
| 06:16 | 0 OBANOR K 2pt FG in the paint, layup made (21) | 66-56 | 10 | |
| 06:16 | 1 SHANNON, JR. T assist (4) | | | |
| 05:54 | | | | 0 THAMBA F turnover lost ball (2) |
| 05:37 | 3 NADOLNY C turnover bad pass (2) | | | 10 FLAGLER A steal (1) |
| 05:33 | | | | 3 BONNER D 3pt FG from turnover, jump shot blocked |
| 05:33 | 1 SHANNON, JR. T block (1) | | | |
| 05:33 | | | | offensive rebound (27) |
| 05:33 | 3 NADOLNY C substitution out | | | |
| 05:33 | 23 AGBO C substitution in | | | |
| 05:33 | | | | 3 BONNER D substitution out |
| 05:33 | | | | 11 AKINJO J substitution in |

**Baylor at Texas Tech**02/16/22 United Supermarkets Arena, Lubbock
2021-22 Men's Basketball

Game Time: 8:00 PM

Game Duration: 2:12

Attendance: 14,923

Officials: Keith Kimble, Bert Smith, Michael Greenstein

| Game Time | TTU | Score | Diff | BAY |
|-----------|---|--------------|-----------|--|
| 05:32 | | 66-59 | 7 | 10 FLAGLER A 3pt FG from turnover second chance, jump shot made (11) |
| 05:32 | | | | 11 AKINJO J assist (5) |
| 05:02 | 23 AGBO C 2pt FG outside the paint, jump shot made (2) | 68-59 | 9 | |
| 05:02 | 25 ARMS A assist (2) | | | |
| 04:42 | | | | 1 SOCHAN J 3pt FG , jump shot missed |
| 04:39 | 25 ARMS A defensive rebound (6) | | | |
| 04:20 | 11 WILLIAMS B 2pt FG in the paint, dunk, made (17) | 70-59 | 11 | |
| 04:20 | 1 SHANNON, JR. T assist (5) | | | |
| 03:53 | | | | 2 BROWN K 2pt FG in the paint, jump shot missed |
| 03:50 | 11 WILLIAMS B defensive rebound (3) | | | |
| 03:29 | 0 OBANOR K 3pt FG , jump shot missed | | | |
| 03:26 | | | | 1 SOCHAN J defensive rebound (9) |
| 03:15 | | | | 11 AKINJO J 2pt FG outside the paint, jump shot missed |
| 03:12 | 11 WILLIAMS B defensive rebound (4) | | | |
| 02:56 | 1 SHANNON, JR. T 3pt FG , jump shot missed | | | |
| 02:53 | 0 OBANOR K offensive rebound (13) | | | |
| 02:36 | 1 SHANNON, JR. T 2pt FG second chance in the paint, layup made (12) | 72-59 | 13 | |
| 02:36 | 1 SHANNON, JR. T foul drawn (2) | | | 11 AKINJO J foul shooting (3 - 7) |
| 02:36 | Timeout media | | | |
| 02:36 | | | | 0 THAMBA F substitution out |
| 02:36 | | | | 1 SOCHAN J substitution out |
| 02:36 | | | | 3 BONNER D substitution in |
| 02:36 | | | | 24 MAYER M substitution in |
| 02:36 | 1 SHANNON, JR. T free throw 1 - 1 missed | | | |
| 02:35 | | | | 24 MAYER M defensive rebound (3) |
| 02:14 | | 72-61 | 11 | 2 BROWN K 2pt FG in the paint, dunk, made (7) |
| 02:14 | | | | 11 AKINJO J assist (6) |
| 02:04 | 25 ARMS A turnover bad pass (4) | | | |
| 01:59 | | 72-64 | 8 | 24 MAYER M 3pt FG from turnover, jump shot made (13) |
| 01:59 | | | | 11 AKINJO J assist (7) |
| 01:41 | 0 OBANOR K 2pt FG in the paint, layup made (23) | 74-64 | 10 | |
| 01:34 | | 74-67 | 7 | 10 FLAGLER A 3pt FG , jump shot made (14) |
| 01:19 | 1 SHANNON, JR. T 2pt FG in the paint, layup made (14) | 76-67 | 9 | |
| 01:18 | Timeout 60 Sec | | | |
| 01:18 | 23 AGBO C substitution out | | | |
| 01:18 | 3 NADOLNY C substitution in | | | |
| 01:18 | | | | 2 BROWN K substitution out |
| 01:18 | | | | 1 SOCHAN J substitution in |
| 01:12 | | 76-70 | 6 | 11 AKINJO J 3pt FG , jump shot made (16) |
| 01:04 | jump ball situation | | | |
| 01:04 | 3 NADOLNY C turnover lost ball (3) | | | 3 BONNER D steal (1) |
| 01:04 | 3 NADOLNY C substitution out | | | |
| 01:04 | 2 WARREN D substitution in | | | |
| 00:55 | 11 WILLIAMS B foul shooting (1 - 9) | | | 1 SOCHAN J foul drawn (2) |
| 00:55 | | 76-71 | 5 | 1 SOCHAN J free throw 1 - 2 made (8) |
| 00:54 | | | | 1 SOCHAN J free throw 2 - 2 missed |
| 00:51 | 1 SHANNON, JR. T defensive rebound (1) | | | |
| 00:48 | 2 WARREN D foul drawn (1) | | | 3 BONNER D foul shooting (2 - 8) |



Baylor at Texas Tech

02/16/22 United Supermarkets Arena, Lubbock
2021-22 Men's Basketball

Game Time: 8:00 PM
Game Duration: 2:12
Attendance: 14,923

Officials: Keith Kimble, Bert Smith, Michael Greenstein

| Game Time | TTU | Score | Diff | BAY |
|----------------------|--|--------------|-----------|--|
| 00:48 | 2 WARREN D free throw 1 - 2 missed | | | |
| 00:48 | offensive dead ball rebound (3) | | | |
| 00:48 | 0 OBANOR K substitution out | | | |
| 00:48 | 13 WILSON M substitution in | | | |
| 00:48 | 2 WARREN D free throw 2 - 2 made (1) | 77-71 | 6 | |
| 00:40 | 13 WILSON M steal (1) | | | 11 AKINJO J turnover bad pass (5) |
| 00:36 | 13 WILSON M 2pt FG fast break from turnover in the paint, layup made (2) | 79-71 | 8 | |
| 00:30 | | | | 11 AKINJO J 3pt FG , jump shot blocked |
| 00:30 | 13 WILSON M block (1) | | | |
| 00:30 | | | | 1 SOCHAN J offensive rebound (10) |
| 00:24 | | | | 1 SOCHAN J 2pt FG second chance in the paint, layup missed |
| 00:21 | 25 ARMS A defensive rebound (7) | | | |
| 00:21 | 2 WARREN D foul drawn (2) | | | 10 FLAGLER A foul personal (2 - 9) |
| 00:21 | 2 WARREN D 1&1 free throw 1 made (2) | 80-71 | 9 | |
| 00:21 | 2 WARREN D 1&1 free throw 2 made (3) | 81-71 | 10 | |
| 00:15 | | 81-73 | 8 | 11 AKINJO J 2pt FG in the paint, layup made (18) |
| 00:15 | | | | Timeout 60 Sec |
| 00:14 | 25 ARMS A foul drawn (5) | | | 11 AKINJO J foul personal (4 - 10) |
| 00:14 | 25 ARMS A free throw 1 - 2 made (14) | 82-73 | 9 | |
| 00:14 | 25 ARMS A free throw 2 - 2 made (15) | 83-73 | 10 | |
| 00:07 | | | | 10 FLAGLER A 3pt FG , jump shot missed |
| 00:04 | 1 SHANNON, JR. T defensive rebound (2) | | | |
| END OF GAME | | | | |
| TTU 83-73 BAY | | | | |



Baylor at Texas Tech

02/16/22 United Supermarkets Arena, Lubbock
2021-22 Men's Basketball

Game Time: 8:00 PM
Game Duration: 2:12
Attendance: 14,923

Officials: Keith Kimble, Bert Smith, Michael Greenstein

Baylor - 34

| NO. | Name | Min | FG | 3P | FT | Rebounds | | | Fouls | | TP | AS | TO | ST | Blocks | | +/- |
|---------------|---------------|---------|-------|------|------|----------|----|-----|-------|----|----|----|----|----|--------|----|-----|
| | | | M-A | M-A | M-A | OR | DR | TOT | PF | FD | | | | | BS | BA | |
| 0 | Flo Thamba | F 14:11 | 0-0 | 0-0 | 2-6 | 5 | 1 | 6 | 2 | 4 | 2 | 0 | 2 | 1 | 0 | 0 | -19 |
| 2 | Kendall Brown | F 10:12 | 2-3 | 0-0 | 0-0 | 0 | 0 | 0 | 1 | 0 | 4 | 0 | 0 | 1 | 0 | 0 | -3 |
| 24 | Matthew Mayer | F 10:58 | 2-4 | 1-2 | 0-0 | 0 | 1 | 1 | 1 | 0 | 5 | 1 | 0 | 0 | 0 | 0 | -6 |
| 10 | Adam Flagler | G 18:47 | 4-9 | 3-6 | 0-0 | 0 | 0 | 0 | 2 | 0 | 11 | 0 | 0 | 1 | 0 | 0 | -14 |
| 11 | James Akinjo | G 17:05 | 2-6 | 1-3 | 4-4 | 0 | 2 | 2 | 3 | 3 | 9 | 4 | 3 | 1 | 0 | 1 | -17 |
| 1 | Jeremy Sochan | 15:40 | 1-4 | 0-2 | 1-4 | 1 | 3 | 4 | 0 | 2 | 3 | 1 | 0 | 0 | 0 | 0 | -17 |
| 4 | LJ Cryer | 05:18 | 0-2 | 0-1 | 0-0 | 0 | 0 | 0 | 0 | 0 | 0 | 0 | 0 | 0 | 0 | 0 | -5 |
| 3 | Dale Bonner | 07:49 | 0-1 | 0-1 | 0-0 | 0 | 0 | 0 | 1 | 0 | 0 | 0 | 0 | 1 | 0 | 1 | -4 |
| Team | | | | | | 1 | 0 | 1 | | | 0 | | 0 | | | | |
| Totals | | | 11-29 | 5-15 | 7-14 | 7 | 7 | 14 | 10 | 9 | 34 | 6 | 5 | 5 | 0 | 2 | -17 |

| Shooting By Period | | |
|---------------------|-------|-------|
| 2 nd FG% | 11-29 | 37.9% |
| 3PT% | 5-15 | 33.3% |
| FT% | 7-14 | 50% |
| GM FG% | 11-29 | 37.9% |
| 3PT% | 5-15 | 33.3% |
| FT% | 7-14 | 50.0% |

Dead Ball Rebounds: 3, 0

Technical Fouls::NONE

Texas Tech - 51

| NO. | Name | Min | FG | 3P | FT | Rebounds | | | Fouls | | TP | AS | TO | ST | Blocks | | +/- |
|---------------|-----------------------|---------|-------|------|-------|----------|----|-----|-------|----|----|----|----|----|--------|----|-----|
| | | | M-A | M-A | M-A | OR | DR | TOT | PF | FD | | | | | BS | BA | |
| 0 | Kevin Obanor | F 17:23 | 8-9 | 4-5 | 1-1 | 5 | 4 | 9 | 0 | 1 | 21 | 1 | 1 | 0 | 0 | 0 | 9 |
| 11 | Bryson Williams | F 17:56 | 2-4 | 0-1 | 1-1 | 0 | 2 | 2 | 1 | 1 | 5 | 0 | 0 | 0 | 0 | 0 | 11 |
| 1 | Terrence Shannon, Jr. | G 15:55 | 4-8 | 1-3 | 0-1 | 0 | 2 | 2 | 2 | 1 | 9 | 4 | 0 | 1 | 1 | 0 | 13 |
| 2 | Davion Warren | G 07:48 | 0-3 | 0-1 | 3-4 | 1 | 1 | 2 | 0 | 2 | 3 | 0 | 1 | 0 | 0 | 0 | 8 |
| 25 | Adonis Arms | G 18:21 | 1-5 | 0-2 | 4-4 | 1 | 3 | 4 | 0 | 2 | 6 | 2 | 2 | 0 | 0 | 0 | 15 |
| 3 | Clarence Nadolny | 05:14 | 1-1 | 0-0 | 1-1 | 0 | 0 | 0 | 3 | 1 | 3 | 1 | 2 | 0 | 0 | 0 | 9 |
| 14 | Marcus Santos-Silva | 03:52 | 0-0 | 0-0 | 0-0 | 0 | 1 | 1 | 2 | 0 | 0 | 0 | 0 | 1 | 0 | 0 | 9 |
| 13 | Mylik Wilson | 05:13 | 1-1 | 0-0 | 0-0 | 0 | 1 | 1 | 1 | 1 | 2 | 0 | 0 | 1 | 1 | 0 | 10 |
| 23 | Chibuzo Agbo | 08:18 | 1-1 | 0-0 | 0-0 | 0 | 0 | 0 | 0 | 1 | 2 | 0 | 0 | 0 | 0 | 0 | 1 |
| Team | | | | | | 1 | 1 | 2 | | | 0 | | 0 | | | | |
| Totals | | | 18-32 | 5-12 | 10-12 | 8 | 15 | 23 | 9 | 10 | 51 | 8 | 6 | 3 | 2 | 0 | 17 |

| Shooting By Period | | |
|---------------------|-------|-------|
| 2 nd FG% | 18-32 | 56.3% |
| 3PT% | 5-12 | 41.7% |
| FT% | 10-12 | 83.3% |
| GM FG% | 18-32 | 56.3% |
| 3PT% | 5-12 | 41.7% |
| FT% | 10-12 | 83.3% |

Dead Ball Rebounds: 1, 0

Technical Fouls::NONE

| | BAY | TTU |
|------------------|---------------------------|---------------------------|
| Biggest lead | 7 (2 nd 19:45) | 13 (2 nd 7:42) |
| Best Scoring Run | 5(2 nd 6:36) | 11(2 nd 7:42) |
| Lead Changes | 1 | |
| Times Tied | 0 | |
| Time with Lead | 04:22 | 15:23 |

| Points from | BAY | TTU |
|---------------|-----|-----|
| Turnovers | 13 | 7 |
| Paint | 10 | 20 |
| Second Chance | 6 | 13 |
| Fast Breaks | 2 | 2 |
| Bench | 3 | 7 |

| | Period by Period Scoring | | |
|-----|--------------------------|-----|-----|
| | 1st | 2nd | TOT |
| BAY | 39 | 34 | 73 |
| TTU | 32 | 51 | 83 |



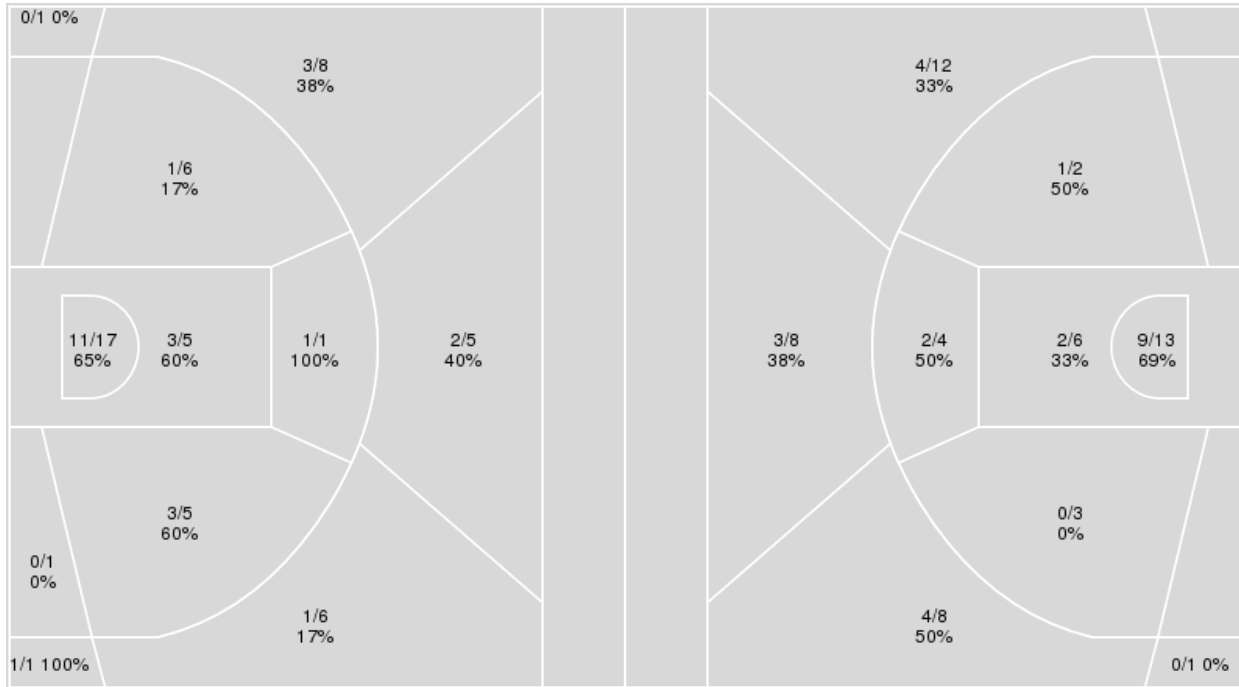
Officials: Keith Kimble, Bert Smith, Michael Greenstein

{ Players => 0, 1, 2, 3, 4, 5, 10, 11, 13, 14, 15, 21, 22, 23, 25; } FG
 Types => All; Results => All;

{ Players => 0, 1, 2, 3, 4, 5, 10, 11, 14, 15, 20, 21, 23, 24, 32, 42; } FG
 Types => All; Results => All;

Texas Tech

Baylor



| Texas Tech | M/A | % |
|-------------|-------|----|
| Field Goals | 26/56 | 46 |
| 2 Points | 19/35 | 54 |
| 3 Points | 7/21 | 33 |
| Free Throws | 24/30 | 80 |

| Baylor | M/A | % |
|-------------|-------|----|
| Field Goals | 25/57 | 44 |
| 2 Points | 14/28 | 50 |
| 3 Points | 11/29 | 38 |
| Free Throws | 12/21 | 57 |



Baylor at Texas Tech

02/16/22 United Supermarkets Arena, Lubbock
2021-22 Men's Basketball

Game Time: 8:00 PM
Game Duration: 2:12
Attendance: 14,923

Officials: Keith Kimble, Bert Smith, Michael Greenstein

Baylor

| No | Name | Mins | | Score | | Points Diff | | Points per Min | | Assists | | Rebounds | | Steals | | Turnovers | |
|----|---------------|-------|-------|---------|---------|-------------|-----|----------------|------|---------|-----|----------|-----|--------|-----|-----------|-----|
| | | On | Off | On | Off | On | Off | On | Off | On | Off | On | Off | On | Off | On | Off |
| 0 | Flo Thamba | 26:39 | 13:21 | 39 - 56 | 34 - 27 | -17 | 7 | 1.46 | 2.55 | 8 | 6 | 22 | 8 | 4 | 4 | 9 | 4 |
| 1 | Jeremy Sochan | 27:39 | 12:21 | 51 - 59 | 22 - 24 | -8 | -2 | 1.84 | 1.78 | 10 | 4 | 22 | 8 | 5 | 3 | 6 | 7 |
| 2 | Kendall Brown | 28:03 | 11:57 | 55 - 48 | 18 - 35 | 7 | -17 | 1.96 | 1.51 | 12 | 2 | 20 | 10 | 5 | 3 | 11 | 2 |
| 3 | Dale Bonner | 13:28 | 26:32 | 28 - 35 | 45 - 48 | -7 | -3 | 2.08 | 1.70 | 4 | 10 | 10 | 20 | 2 | 6 | 5 | 8 |
| 4 | LJ Cryer | 14:50 | 25:10 | 26 - 27 | 47 - 56 | -1 | -9 | 1.75 | 1.87 | 6 | 8 | 11 | 19 | 3 | 5 | 2 | 11 |
| 10 | Adam Flagler | 32:19 | 07:41 | 57 - 71 | 16 - 12 | -14 | 4 | 1.76 | 2.08 | 10 | 4 | 25 | 5 | 7 | 1 | 12 | 1 |
| 11 | James Akinjo | 33:31 | 06:29 | 65 - 72 | 8 - 11 | -7 | -3 | 1.94 | 1.23 | 12 | 2 | 23 | 7 | 7 | 1 | 12 | 1 |
| 24 | Matthew Mayer | 22:18 | 17:42 | 44 - 44 | 29 - 39 | 0 | -10 | 1.97 | 1.64 | 8 | 6 | 17 | 13 | 6 | 2 | 7 | 6 |
| 32 | Zach Loveday | 01:13 | 38:47 | 0 - 3 | 73 - 80 | -3 | -7 | 0.00 | 1.88 | 0 | 14 | 0 | 30 | 1 | 7 | 1 | 12 |

Texas Tech

| No | Name | Mins | | Score | | Points Diff | | Points per Min | | Assists | | Rebounds | | Steals | | Turnovers | |
|----|-----------------------|-------|-------|---------|---------|-------------|-----|----------------|------|---------|-----|----------|-----|--------|-----|-----------|-----|
| | | On | Off | On | Off | On | Off | On | Off | On | Off | On | Off | On | Off | On | Off |
| 0 | Kevin Obanor | 29:04 | 10:56 | 62 - 52 | 21 - 21 | 10 | 0 | 2.13 | 1.92 | 11 | 1 | 31 | 10 | 4 | 6 | 10 | 3 |
| 1 | Terrence Shannon, Jr. | 30:40 | 09:20 | 66 - 57 | 17 - 16 | 9 | 1 | 2.15 | 1.82 | 10 | 2 | 31 | 10 | 8 | 2 | 11 | 2 |
| 2 | Davion Warren | 21:44 | 18:16 | 38 - 34 | 45 - 39 | 4 | 6 | 1.75 | 2.46 | 4 | 8 | 25 | 16 | 5 | 5 | 6 | 7 |
| 3 | Clarence Nadolny | 14:21 | 25:39 | 29 - 24 | 54 - 49 | 5 | 5 | 2.02 | 2.11 | 4 | 8 | 15 | 26 | 5 | 5 | 6 | 7 |
| 4 | Daniel Batcho | 02:51 | 37:09 | 2 - 9 | 81 - 64 | -7 | 17 | 0.70 | 2.18 | 1 | 11 | 2 | 39 | 1 | 9 | 0 | 13 |
| 11 | Bryson Williams | 33:42 | 06:18 | 73 - 60 | 10 - 13 | 13 | -3 | 2.17 | 1.59 | 10 | 2 | 38 | 3 | 6 | 4 | 12 | 1 |
| 13 | Mylik Wilson | 11:16 | 28:44 | 25 - 22 | 58 - 51 | 3 | 7 | 2.22 | 2.02 | 3 | 9 | 11 | 30 | 3 | 7 | 3 | 10 |
| 14 | Marcus Santos-Silva | 13:34 | 26:26 | 22 - 23 | 61 - 50 | -1 | 11 | 1.62 | 2.31 | 2 | 10 | 9 | 32 | 8 | 2 | 4 | 9 |
| 23 | Chibuzo Agbo | 08:18 | 31:42 | 21 - 20 | 62 - 53 | 1 | 9 | 2.53 | 1.96 | 4 | 8 | 6 | 35 | 1 | 9 | 1 | 12 |
| 25 | Adonis Arms | 34:30 | 05:30 | 77 - 64 | 6 - 9 | 13 | -3 | 2.23 | 1.09 | 11 | 1 | 37 | 4 | 9 | 1 | 12 | 1 |

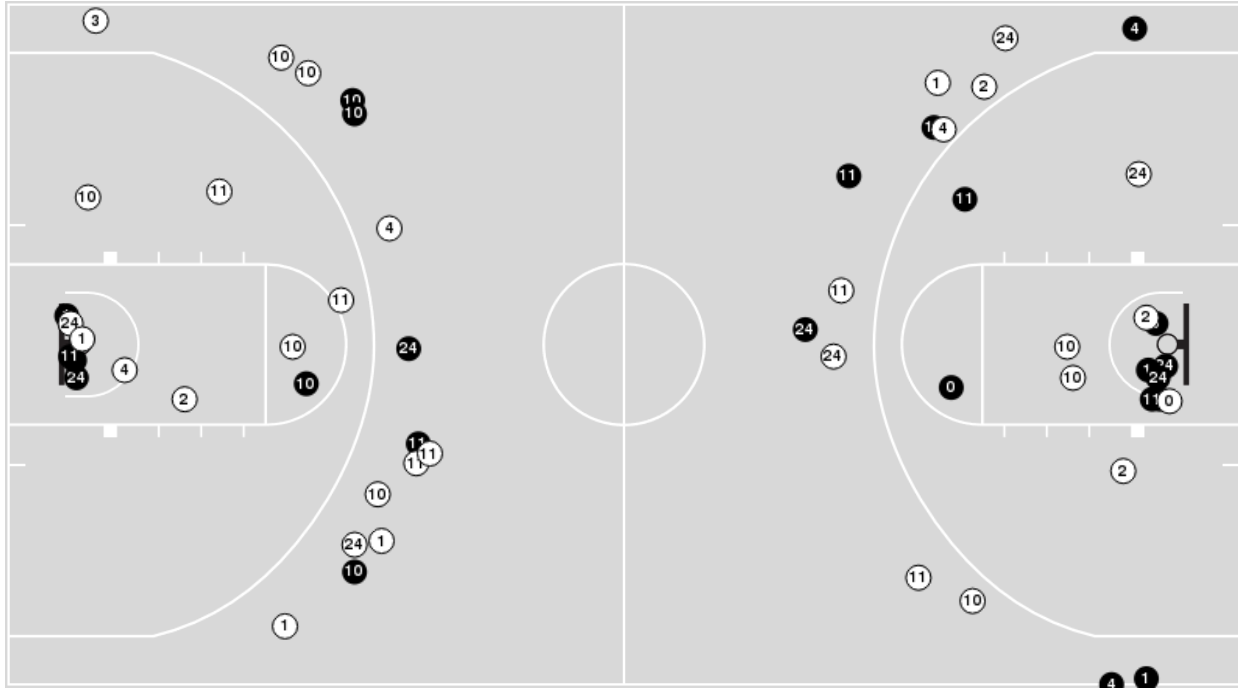


Officials: Keith Kimble, Bert Smith, Michael Greenstein

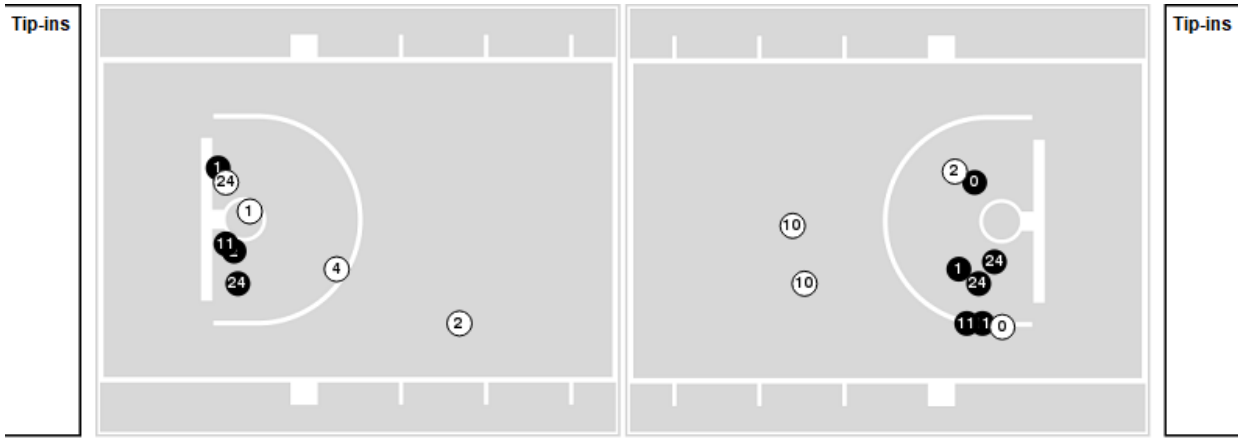
Players => 0, 1, 2, 3, 4, 5, 10, 11, 14, 15, 20, 21, 23, 24, 32, 42FG Types=>AllResults=>All

Baylor

All Field Goals



Blow Up Chart



● Made ○ Missed N - Player Number

| Baylor | M/A | % |
|-------------|-------|----|
| Field Goals | 25/57 | 44 |
| 2 Points | 14/28 | 50 |
| 3 Points | 11/29 | 38 |
| Free Throws | 12/21 | 57 |

| Baylor | M/A | % |
|----------------------|--------------|----|
| Points in the Paint | 22 (11 / 19) | 58 |
| Fast Break Points | 6 (5/6) | 83 |
| Second Chance Points | 12 (5/14) | 36 |
| Effective FG% | 54 | |

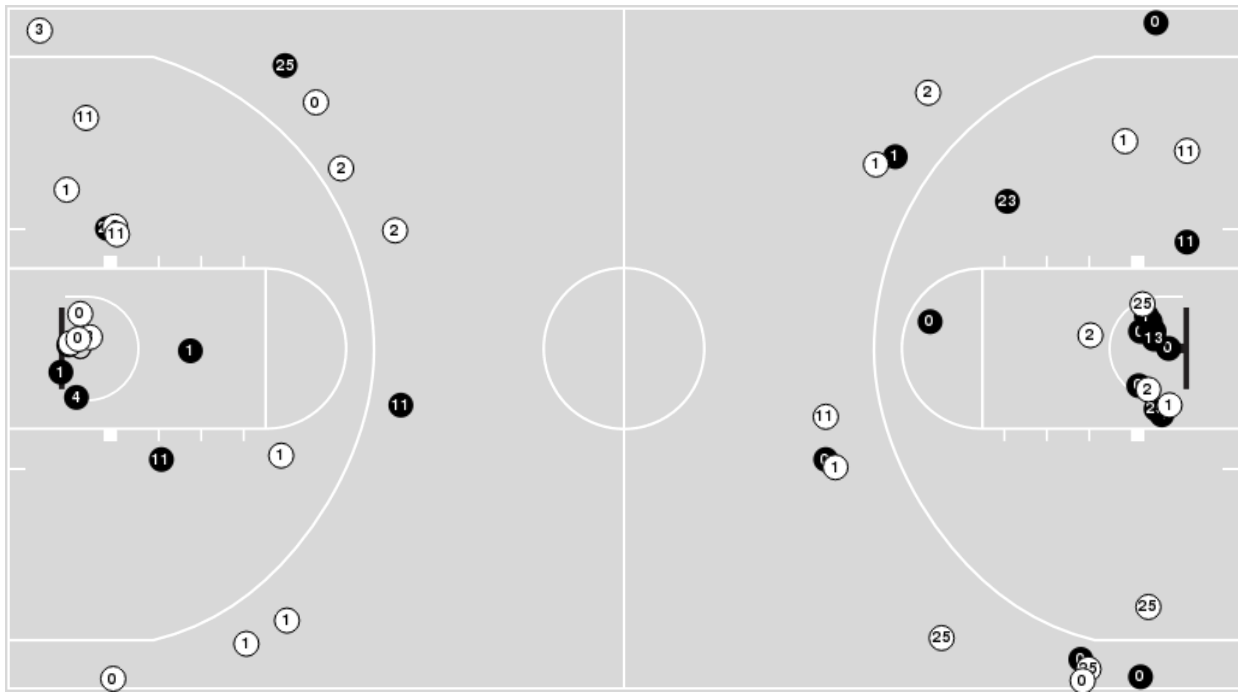


Officials: Keith Kimble, Bert Smith, Michael Greenstein

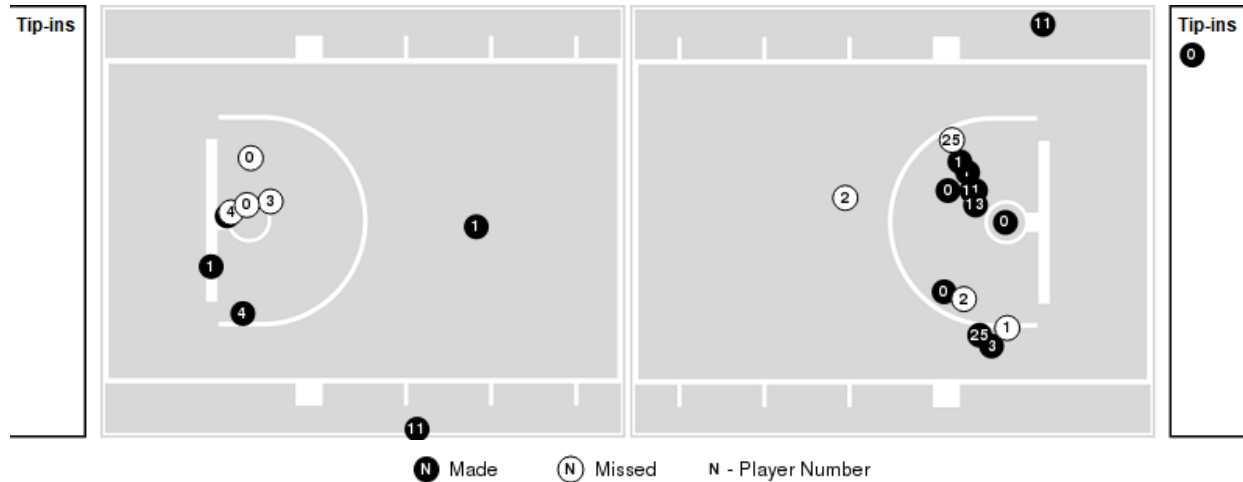
Players => 0, 1, 2, 3, 4, 5, 10, 11, 13, 14, 15, 21, 22, 23, 25FG Types=>AllResults=>All

Texas Tech

All Field Goals



Blow Up Chart



| Texas Tech | M/A | % |
|-------------|-------|----|
| Field Goals | 26/56 | 46 |
| 2 Points | 19/35 | 54 |
| 3 Points | 7/21 | 33 |
| Free Throws | 24/30 | 80 |

| Texas Tech | M/A | % |
|----------------------|--------------|----|
| Points in the Paint | 28 (14 / 22) | 64 |
| Fast Break Points | 8 (6/8) | 75 |
| Second Chance Points | 21 (14/17) | 82 |
| Effective FG% | 53 | |



Baylor at Texas Tech

02/16/22 United Supermarkets Arena, Lubbock
2021-22 Men's Basketball

Game Time: 8:00 PM
Game Duration: 2:12
Attendance: 14,923

Officials: Keith Kimble, Bert Smith, Michael Greenstein

Baylor

| Lineup | Quarter On | Time On | Quarter Off | Time Off | Time on Court | Score | Score Diff | Reb | Stl | Tov | Ass | PPP |
|--|------------|---------|-------------|----------|---------------|-------|------------|-----|-----|-----|-----|--------|
| 0- Thamba F/2- Brown K/10- Flagler A/11- Akinjo J/24- Mayer M/ | 1 | 20:00 | 1 | 16:45 | 03:15 | 5-6 | -1 | 4 | 0 | 0 | 1 | 1.2500 |
| 0- Thamba F/1- Sochan J/2- Brown K/10- Flagler A/11- Akinjo J/ | 1 | 16:45 | 1 | 14:18 | 02:27 | 7-2 | 5 | 3 | 0 | 1 | 2 | 1.7500 |
| 0- Thamba F/1- Sochan J/2- Brown K/4- Cryer L/11- Akinjo J/ | 1 | 14:18 | 1 | 13:14 | 01:04 | 4-5 | -1 | 0 | 0 | 0 | 1 | 2.7778 |
| 1- Sochan J/2- Brown K/3- Bonner D/4- Cryer L/24- Mayer M/ | 1 | 13:14 | 1 | 11:49 | 01:25 | 0-0 | 0 | 2 | 0 | 0 | 0 | 0.0000 |
| 0- Thamba F/1- Sochan J/3- Bonner D/4- Cryer L/10- Flagler A/ | 1 | 11:49 | 1 | 09:40 | 02:09 | 3-6 | -3 | 2 | 0 | 0 | 1 | 0.7500 |
| 0- Thamba F/2- Brown K/3- Bonner D/10- Flagler A/11- Akinjo J/ | 1 | 09:40 | 1 | 07:35 | 02:05 | 2-2 | 0 | 0 | 0 | 2 | 0 | 0.6667 |
| 1- Sochan J/2- Brown K/4- Cryer L/10- Flagler A/11- Akinjo J/ | 1 | 07:35 | 1 | 06:40 | 00:55 | 2-2 | 0 | 1 | 0 | 1 | 0 | 1.0000 |
| 1- Sochan J/2- Brown K/4- Cryer L/11- Akinjo J/24- Mayer M/ | 1 | 06:40 | 1 | 02:41 | 03:59 | 12-4 | 8 | 2 | 1 | 1 | 3 | 1.6393 |
| 2- Brown K/4- Cryer L/11- Akinjo J/24- Mayer M/32- Loveday Z/ | 1 | 02:41 | 1 | 02:41 | 00:00 | 0-0 | 0 | 0 | 0 | 0 | 0 | 0.0000 |
| 2- Brown K/10- Flagler A/11- Akinjo J/24- Mayer M/32- Loveday Z/ | 1 | 02:41 | 1 | 01:28 | 01:13 | 0-3 | -3 | 0 | 1 | 1 | 0 | 0.0000 |
| 0- Thamba F/2- Brown K/10- Flagler A/11- Akinjo J/24- Mayer M/ | 1 | 01:28 | 2 | 16:58 | 04:30 | 7-9 | -2 | 3 | 2 | 4 | 1 | 0.8883 |
| 0- Thamba F/1- Sochan J/10- Flagler A/11- Akinjo J/24- Mayer M/ | 2 | 16:58 | 2 | 16:04 | 00:54 | 0-1 | -1 | 2 | 0 | 0 | 0 | 0.0000 |
| 0- Thamba F/1- Sochan J/4- Cryer L/11- Akinjo J/24- Mayer M/ | 2 | 16:04 | 2 | 14:51 | 01:13 | 0-3 | -3 | 1 | 0 | 0 | 0 | 0.0000 |
| 0- Thamba F/1- Sochan J/4- Cryer L/10- Flagler A/11- Akinjo J/ | 2 | 14:51 | 2 | 12:44 | 02:07 | 3-5 | -2 | 3 | 1 | 0 | 0 | 1.1364 |
| 1- Sochan J/4- Cryer L/10- Flagler A/11- Akinjo J/24- Mayer M/ | 2 | 12:44 | 2 | 10:46 | 01:58 | 2-2 | 0 | 0 | 1 | 0 | 1 | 0.6667 |
| 1- Sochan J/3- Bonner D/10- Flagler A/11- Akinjo J/24- Mayer M/ | 2 | 10:46 | 2 | 09:31 | 01:15 | 4-5 | -1 | 1 | 0 | 0 | 0 | 2.1277 |
| 0- Thamba F/1- Sochan J/3- Bonner D/10- Flagler A/11- Akinjo J/ | 2 | 09:31 | 2 | 08:28 | 01:03 | 0-6 | -6 | 0 | 0 | 1 | 0 | 0.0000 |
| 0- Thamba F/1- Sochan J/2- Brown K/3- Bonner D/10- Flagler A/ | 2 | 08:28 | 2 | 05:33 | 02:55 | 5-5 | 0 | 3 | 1 | 1 | 1 | 1.2887 |
| 0- Thamba F/1- Sochan J/2- Brown K/10- Flagler A/11- Akinjo J/ | 2 | 05:33 | 2 | 02:36 | 02:57 | 3-6 | -3 | 1 | 0 | 0 | 1 | 0.7500 |
| 2- Brown K/3- Bonner D/10- Flagler A/11- Akinjo J/24- Mayer M/ | 2 | 02:36 | 2 | 01:18 | 01:18 | 8-4 | 4 | 1 | 0 | 0 | 2 | 2.6667 |
| 1- Sochan J/3- Bonner D/10- Flagler A/11- Akinjo J/24- Mayer M/ | 2 | 01:18 | 2 | 00:00 | 01:18 | 6-7 | -1 | 1 | 1 | 1 | 0 | 1.0204 |



Baylor at Texas Tech

02/16/22 United Supermarkets Arena, Lubbock
2021-22 Men's Basketball

Game Time: 8:00 PM
Game Duration: 2:12
Attendance: 14,923

Officials: Keith Kimble, Bert Smith, Michael Greenstein

Texas Tech

| Lineup | Quarter On | Time On | Quarter Off | Time Off | Time on Court | Score | Score Diff | Reb | Stl | Tov | Ass | PPP |
|---|------------|---------|-------------|----------|---------------|-------|------------|-----|-----|-----|-----|--------|
| 0- Obanor K/ 1- Shannon, Jr. T/2- Warren D/ 11- Williams B/ 25- Arms A/ | 1 | 20:00 | 1 | 16:45 | 03:15 | 6-5 | 1 | 2 | 0 | 0 | 1 | 1.3514 |
| 1- Shannon, Jr. T/3- NadoIny C/ 4- Batcho D/ 13- Wilson M/ 14- Santos-Silva M/ | 1 | 16:45 | 1 | 14:18 | 02:27 | 2-7 | -5 | 2 | 1 | 0 | 1 | 0.6667 |
| 0- Obanor K/ 2- Warren D/ 3- NadoIny C/ 11- Williams B/ 13- Wilson M/ | 1 | 14:18 | 1 | 14:18 | 00:00 | 2-0 | 2 | 0 | 0 | 0 | 0 | 2.2727 |
| 0- Obanor K/ 2- Warren D/ 11- Williams B/ 13- Wilson M/ 25- Arms A/ | 1 | 14:18 | 1 | 13:14 | 01:04 | 3-4 | -1 | 0 | 0 | 0 | 1 | 3.0000 |
| 0- Obanor K/ 2- Warren D/ 3- NadoIny C/ 11- Williams B/ 25- Arms A/ | 1 | 13:14 | 1 | 11:02 | 02:12 | 2-3 | -1 | 4 | 0 | 0 | 0 | 0.6944 |
| 0- Obanor K/ 1- Shannon, Jr. T/2- Warren D/ 11- Williams B/ 25- Arms A/ | 1 | 11:02 | 1 | 09:40 | 01:22 | 4-0 | 4 | 3 | 0 | 1 | 1 | 1.0000 |
| 1- Shannon, Jr. T/3- NadoIny C/ 11- Williams B/ 13- Wilson M/ 14- Santos-Silva M/ | 1 | 09:40 | 1 | 09:19 | 00:21 | 0-0 | 0 | 0 | 0 | 0 | 0 | 0.0000 |
| 1- Shannon, Jr. T/3- NadoIny C/ 4- Batcho D/ 13- Wilson M/ 14- Santos-Silva M/ | 1 | 09:19 | 1 | 09:08 | 00:11 | 0-0 | 0 | 0 | 0 | 0 | 0 | 0.0000 |
| 0- Obanor K/ 1- Shannon, Jr. T/3- NadoIny C/ 11- Williams B/ 13- Wilson M/ | 1 | 09:08 | 1 | 08:51 | 00:17 | 0-0 | 0 | 0 | 0 | 1 | 0 | 0.0000 |
| 1- Shannon, Jr. T/3- NadoIny C/ 11- Williams B/ 13- Wilson M/ 14- Santos-Silva M/ | 1 | 08:51 | 1 | 08:29 | 00:22 | 0-0 | 0 | 0 | 0 | 0 | 0 | 0.0000 |
| 1- Shannon, Jr. T/2- Warren D/ 11- Williams B/ 14- Santos-Silva M/ 25- Arms A/ | 1 | 08:29 | 1 | 06:40 | 01:49 | 4-4 | 0 | 0 | 2 | 0 | 0 | 1.3333 |
| 0- Obanor K/ 1- Shannon, Jr. T/2- Warren D/ 11- Williams B/ 25- Arms A/ | 1 | 06:40 | 1 | 05:21 | 01:19 | 0-4 | -4 | 1 | 0 | 0 | 0 | 0.0000 |
| 3- NadoIny C/ 11- Williams B/ 13- Wilson M/ 14- Santos-Silva M/ 25- Arms A/ | 1 | 05:21 | 1 | 04:58 | 00:23 | 2-1 | 1 | 0 | 0 | 0 | 0 | 2.2727 |
| 2- Warren D/ 3- NadoIny C/ 4- Batcho D/ 13- Wilson M/ 14- Santos-Silva M/ | 1 | 04:58 | 1 | 04:45 | 00:13 | 0-2 | -2 | 0 | 0 | 0 | 0 | 0.0000 |
| 0- Obanor K/ 1- Shannon, Jr. T/2- Warren D/ 11- Williams B/ 25- Arms A/ | 1 | 04:45 | 1 | 04:01 | 00:44 | 2-0 | 2 | 2 | 0 | 1 | 0 | 1.0638 |
| 1- Shannon, Jr. T/ 11- Williams B/ 13- Wilson M/ 14- Santos-Silva M/ 25- Arms A/ | 1 | 04:01 | 1 | 03:30 | 00:31 | 0-4 | -4 | 0 | 0 | 1 | 0 | 0.0000 |
| 1- Shannon, Jr. T/2- Warren D/ 11- Williams B/ 14- Santos-Silva M/ 25- Arms A/ | 1 | 03:30 | 1 | 02:41 | 00:49 | 0-1 | -1 | 0 | 1 | 1 | 0 | 0.0000 |
| 1- Shannon, Jr. T/3- NadoIny C/ 11- Williams B/ 14- Santos-Silva M/ 25- Arms A/ | 1 | 02:41 | 1 | 01:28 | 01:13 | 3-0 | 3 | 3 | 1 | 1 | 0 | 1.3636 |
| 0- Obanor K/ 3- NadoIny C/ 13- Wilson M/ 14- Santos-Silva M/ 25- Arms A/ | 1 | 01:28 | 1 | 01:14 | 00:14 | 2-0 | 2 | 0 | 1 | 0 | 0 | 1.5152 |
| 0- Obanor K/ 2- Warren D/ 3- NadoIny C/ 13- Wilson M/ 14- Santos-Silva M/ | 1 | 01:14 | 1 | 01:14 | 00:00 | 0-0 | 0 | 0 | 0 | 0 | 0 | 0.0000 |
| 0- Obanor K/ 2- Warren D/ 3- NadoIny C/ 14- Santos-Silva M/ 25- Arms A/ | 1 | 01:14 | 1 | 00:04 | 01:09 | 0-4 | -4 | 0 | 1 | 1 | 0 | 0.0000 |
| 0- Obanor K/ 1- Shannon, Jr. T/3- NadoIny C/ 11- Williams B/ 25- Arms A/ | 1 | 00:04 | 2 | 20:00 | 00:05 | 0-0 | 0 | 1 | 0 | 0 | 0 | 0.0000 |
| 0- Obanor K/ 1- Shannon, Jr. T/2- Warren D/ 11- Williams B/ 25- Arms A/ | 2 | 20:00 | 2 | 18:21 | 01:39 | 3-0 | 3 | 3 | 0 | 0 | 1 | 1.5000 |
| 0- Obanor K/ 1- Shannon, Jr. T/3- NadoIny C/ 11- Williams B/ 25- Arms A/ | 2 | 18:21 | 2 | 16:58 | 01:23 | 4-3 | 1 | 2 | 1 | 1 | 0 | 1.3889 |
| 2- Warren D/ 3- NadoIny C/ 11- Williams B/ 14- Santos-Silva M/ 25- Arms A/ | 2 | 16:58 | 2 | 16:04 | 00:54 | 1-0 | 1 | 1 | 0 | 0 | 0 | 0.6944 |
| 0- Obanor K/ 2- Warren D/ 3- NadoIny C/ 13- Wilson M/ 14- Santos-Silva M/ | 2 | 16:04 | 2 | 15:38 | 00:26 | 0-0 | 0 | 0 | 0 | 0 | 0 | 0.0000 |
| 0- Obanor K/ 3- NadoIny C/ 13- Wilson M/ 14- Santos-Silva M/ 25- Arms A/ | 2 | 15:38 | 2 | 15:38 | 00:00 | 0-0 | 0 | 0 | 0 | 0 | 0 | 0.0000 |
| 0- Obanor K/ 3- NadoIny C/ 11- Williams B/ 13- Wilson M/ 25- Arms A/ | 2 | 15:38 | 2 | 14:51 | 00:47 | 3-0 | 3 | 2 | 0 | 0 | 1 | 3.0000 |
| 0- Obanor K/ 1- Shannon, Jr. T/3- NadoIny C/ 11- Williams B/ 25- Arms A/ | 2 | 14:51 | 2 | 14:31 | 00:20 | 3-1 | 2 | 0 | 0 | 0 | 1 | 3.0000 |
| 0- Obanor K/ 1- Shannon, Jr. T/2- Warren D/ 11- Williams B/ 25- Arms A/ | 2 | 14:31 | 2 | 13:57 | 00:34 | 0-2 | -2 | 1 | 0 | 1 | 0 | 0.0000 |
| 1- Shannon, Jr. T/2- Warren D/ 11- Williams B/ 13- Wilson M/ 14- Santos-Silva M/ | 2 | 13:57 | 2 | 13:24 | 00:33 | 2-0 | 2 | 1 | 0 | 0 | 0 | 2.0000 |
| 0- Obanor K/ 1- Shannon, Jr. T/2- Warren D/ 13- Wilson M/ 14- Santos-Silva M/ | 2 | 13:24 | 2 | 13:05 | 00:19 | 0-0 | 0 | 0 | 0 | 0 | 0 | 0.0000 |
| 1- Shannon, Jr. T/2- Warren D/ 11- Williams B/ 13- Wilson M/ 14- Santos-Silva M/ | 2 | 13:05 | 2 | 12:44 | 00:21 | 0-0 | 0 | 1 | 0 | 0 | 0 | 0.0000 |
| 0- Obanor K/ 2- Warren D/ 11- Williams B/ 13- Wilson M/ 25- Arms A/ | 2 | 12:44 | 2 | 10:46 | 01:58 | 2-2 | 0 | 3 | 0 | 1 | 0 | 1.0000 |
| 0- Obanor K/ 1- Shannon, Jr. T/3- NadoIny C/ 11- Williams B/ 25- Arms A/ | 2 | 10:46 | 2 | 10:34 | 00:12 | 3-0 | 3 | 0 | 0 | 0 | 0 | 2.0833 |
| 0- Obanor K/ 1- Shannon, Jr. T/ 11- Williams B/ 23- Agbo C/ 25- Arms A/ | 2 | 10:34 | 2 | 09:31 | 01:03 | 2-4 | -2 | 1 | 0 | 0 | 0 | 1.0000 |
| 0- Obanor K/ 1- Shannon, Jr. T/ 14- Santos-Silva M/ 23- Agbo C/ 25- Arms A/ | 2 | 09:31 | 2 | 08:12 | 01:19 | 6-0 | 6 | 1 | 1 | 0 | 1 | 2.4590 |
| 0- Obanor K/ 1- Shannon, Jr. T/ 11- Williams B/ 23- Agbo C/ 25- Arms A/ | 2 | 08:12 | 2 | 06:31 | 01:41 | 3-5 | -2 | 0 | 0 | 0 | 1 | 1.5000 |
| 0- Obanor K/ 1- Shannon, Jr. T/3- NadoIny C/ 11- Williams B/ 25- Arms A/ | 2 | 06:31 | 2 | 05:33 | 00:58 | 2-0 | 2 | 0 | 0 | 1 | 1 | 1.0000 |
| 0- Obanor K/ 1- Shannon, Jr. T/ 11- Williams B/ 23- Agbo C/ 25- Arms A/ | 2 | 05:33 | 2 | 01:18 | 04:15 | 10-11 | -1 | 4 | 0 | 1 | 2 | 1.3441 |
| 0- Obanor K/ 1- Shannon, Jr. T/3- NadoIny C/ 11- Williams B/ 25- Arms A/ | 2 | 01:18 | 2 | 01:04 | 00:14 | 0-3 | -3 | 0 | 0 | 1 | 0 | 0.0000 |
| 0- Obanor K/ 1- Shannon, Jr. T/2- Warren D/ 11- Williams B/ 25- Arms A/ | 2 | 01:04 | 2 | 00:48 | 00:15 | 0-1 | -1 | 1 | 0 | 0 | 0 | 0.0000 |
| 1- Shannon, Jr. T/2- Warren D/ 11- Williams B/ 13- Wilson M/ 25- Arms A/ | 2 | 00:48 | 2 | 00:00 | 00:49 | 7-2 | 5 | 2 | 1 | 0 | 0 | 2.1875 |



Baylor at Texas Tech

02/16/22 United Supermarkets Arena, Lubbock
2021-22 Men's Basketball

Game Time: 8:00 PM
Game Duration: 2:12
Attendance: 14,923

Officials: Keith Kimble, Bert Smith, Michael Greenstein

Baylor

| Lineup | Time | Score | Score Diff | Pts/Min | Reb | Stl | Tov | Ass | PPP |
|--|-------|-------|------------|---------|-----|-----|-----|-----|--------|
| 0- Thamba F/ 2- Brown K/ 10- Flagler A/ 11- Akinjo J/ 24- Mayer M/ | 07:45 | 12-15 | -3 | 1.5484 | 7 | 2 | 4 | 2 | 1.0101 |
| 0- Thamba F/ 1- Sochan J/ 2- Brown K/ 10- Flagler A/ 11- Akinjo J/ | 05:24 | 10-8 | 2 | 1.8519 | 4 | 0 | 1 | 3 | 1.2500 |
| 1- Sochan J/ 2- Brown K/ 4- Cryer L/ 11- Akinjo J/ 24- Mayer M/ | 03:59 | 12-4 | 8 | 3.0126 | 2 | 1 | 1 | 3 | 1.6393 |
| 0- Thamba F/ 1- Sochan J/ 2- Brown K/ 3- Bonner D/ 10- Flagler A/ | 02:55 | 5-5 | 0 | 1.7143 | 3 | 1 | 1 | 1 | 1.2887 |
| 1- Sochan J/ 3- Bonner D/ 10- Flagler A/ 11- Akinjo J/ 24- Mayer M/ | 02:33 | 10-12 | -2 | 3.9216 | 2 | 1 | 1 | 0 | 1.2887 |
| 0- Thamba F/ 1- Sochan J/ 3- Bonner D/ 4- Cryer L/ 10- Flagler A/ | 02:09 | 3-6 | -3 | 1.3953 | 2 | 0 | 0 | 1 | 0.7500 |
| 0- Thamba F/ 1- Sochan J/ 4- Cryer L/ 10- Flagler A/ 11- Akinjo J/ | 02:07 | 3-5 | -2 | 1.4173 | 3 | 1 | 0 | 0 | 1.1364 |
| 0- Thamba F/ 2- Brown K/ 3- Bonner D/ 10- Flagler A/ 11- Akinjo J/ | 02:05 | 2-2 | 0 | 0.9600 | 0 | 0 | 2 | 0 | 0.6667 |
| 1- Sochan J/ 4- Cryer L/ 10- Flagler A/ 11- Akinjo J/ 24- Mayer M/ | 01:58 | 2-2 | 0 | 1.0169 | 0 | 1 | 0 | 1 | 0.6667 |
| 1- Sochan J/ 2- Brown K/ 3- Bonner D/ 4- Cryer L/ 24- Mayer M/ | 01:25 | 0-0 | 0 | 0.0000 | 2 | 0 | 0 | 0 | 0.0000 |
| 2- Brown K/ 3- Bonner D/ 10- Flagler A/ 11- Akinjo J/ 24- Mayer M/ | 01:18 | 8-4 | 4 | 6.1538 | 1 | 0 | 0 | 2 | 2.6667 |
| 2- Brown K/ 10- Flagler A/ 11- Akinjo J/ 24- Mayer M/ 32- Loveday Z/ | 01:13 | 0-3 | -3 | 0.0000 | 0 | 1 | 1 | 0 | 0.0000 |
| 0- Thamba F/ 1- Sochan J/ 4- Cryer L/ 11- Akinjo J/ 24- Mayer M/ | 01:13 | 0-3 | -3 | 0.0000 | 1 | 0 | 0 | 0 | 0.0000 |
| 0- Thamba F/ 1- Sochan J/ 2- Brown K/ 4- Cryer L/ 11- Akinjo J/ | 01:04 | 4-5 | -1 | 3.7500 | 0 | 0 | 0 | 1 | 2.7778 |
| 0- Thamba F/ 1- Sochan J/ 3- Bonner D/ 10- Flagler A/ 11- Akinjo J/ | 01:03 | 0-6 | -6 | 0.0000 | 0 | 0 | 1 | 0 | 0.0000 |
| 1- Sochan J/ 2- Brown K/ 4- Cryer L/ 10- Flagler A/ 11- Akinjo J/ | 00:55 | 2-2 | 0 | 2.1818 | 1 | 0 | 1 | 0 | 1.0000 |
| 0- Thamba F/ 1- Sochan J/ 10- Flagler A/ 11- Akinjo J/ 24- Mayer M/ | 00:54 | 0-1 | -1 | 0.0000 | 2 | 0 | 0 | 0 | 0.0000 |
| 2- Brown K/ 4- Cryer L/ 11- Akinjo J/ 24- Mayer M/ 32- Loveday Z/ | 00:00 | 0-0 | 0 | NaN | 0 | 0 | 0 | 0 | 0.0000 |



Baylor at Texas Tech

02/16/22 United Supermarkets Arena, Lubbock
2021-22 Men's Basketball

Game Time: 8:00 PM
Game Duration: 2:12
Attendance: 14,923

Officials: Keith Kimble, Bert Smith, Michael Greenstein

Texas Tech

| Lineup | Time | Score | Score Diff | Pts/Min | Reb | Stl | Tov | Ass | PPP |
|--|-------|-------|------------|---------|-----|-----|-----|-----|--------|
| 0- Obanor K/ 1- Shannon, Jr. T/ 2- Warren D/ 11- Williams B/ 25- Arms A/ | 09:08 | 15-12 | 3 | 1.6423 | 13 | 0 | 3 | 3 | 0.9518 |
| 0- Obanor K/ 1- Shannon, Jr. T/ 11- Williams B/ 23- Agbo C/ 25- Arms A/ | 06:59 | 15-20 | -5 | 2.1480 | 5 | 0 | 1 | 3 | 1.3112 |
| 0- Obanor K/ 1- Shannon, Jr. T/ 3- Nadolny C/ 11- Williams B/ 25- Arms A/ | 03:12 | 12-7 | 5 | 3.7500 | 3 | 1 | 3 | 2 | 1.4423 |
| 0- Obanor K/ 2- Warren D/ 11- Williams B/ 13- Wilson M/ 25- Arms A/ | 03:02 | 5-6 | -1 | 1.6484 | 3 | 0 | 1 | 1 | 1.6667 |
| 1- Shannon, Jr. T/ 3- Nadolny C/ 4- Batcho D/ 13- Wilson M/ 14- Santos-Silva M/ | 02:38 | 2-7 | -5 | 0.7595 | 2 | 1 | 0 | 1 | 0.6667 |
| 1- Shannon, Jr. T/ 2- Warren D/ 11- Williams B/ 14- Santos-Silva M/ 25- Arms A/ | 02:38 | 4-5 | -1 | 1.5190 | 0 | 3 | 1 | 0 | 0.9009 |
| 0- Obanor K/ 2- Warren D/ 3- Nadolny C/ 11- Williams B/ 25- Arms A/ | 02:12 | 2-3 | -1 | 0.9091 | 4 | 0 | 0 | 0 | 0.6944 |
| 0- Obanor K/ 1- Shannon, Jr. T/ 14- Santos-Silva M/ 23- Agbo C/ 25- Arms A/ | 01:19 | 6-0 | 6 | 4.5570 | 1 | 1 | 0 | 1 | 2.4590 |
| 1- Shannon, Jr. T/ 3- Nadolny C/ 11- Williams B/ 14- Santos-Silva M/ 25- Arms A/ | 01:13 | 3-0 | 3 | 2.4658 | 3 | 1 | 1 | 0 | 1.3636 |
| 0- Obanor K/ 2- Warren D/ 3- Nadolny C/ 14- Santos-Silva M/ 25- Arms A/ | 01:09 | 0-4 | -4 | 0.0000 | 0 | 1 | 1 | 0 | 0.0000 |
| 2- Warren D/ 3- Nadolny C/ 11- Williams B/ 14- Santos-Silva M/ 25- Arms A/ | 00:54 | 1-0 | 1 | 1.1111 | 1 | 0 | 0 | 0 | 0.6944 |
| 1- Shannon, Jr. T/ 2- Warren D/ 11- Williams B/ 13- Wilson M/ 14- Santos-Silva M/ | 00:54 | 2-0 | 2 | 2.2222 | 2 | 0 | 0 | 0 | 1.0000 |
| 1- Shannon, Jr. T/ 2- Warren D/ 11- Williams B/ 13- Wilson M/ 25- Arms A/ | 00:49 | 7-2 | 5 | 8.5714 | 2 | 1 | 0 | 0 | 2.1875 |
| 0- Obanor K/ 3- Nadolny C/ 11- Williams B/ 13- Wilson M/ 25- Arms A/ | 00:47 | 3-0 | 3 | 3.8298 | 2 | 0 | 0 | 1 | 3.0000 |
| 1- Shannon, Jr. T/ 3- Nadolny C/ 11- Williams B/ 13- Wilson M/ 14- Santos-Silva M/ | 00:43 | 0-0 | 0 | 0.0000 | 0 | 0 | 0 | 0 | 0.0000 |
| 1- Shannon, Jr. T/ 11- Williams B/ 13- Wilson M/ 14- Santos-Silva M/ 25- Arms A/ | 00:31 | 0-4 | -4 | 0.0000 | 0 | 0 | 1 | 0 | 0.0000 |
| 0- Obanor K/ 2- Warren D/ 3- Nadolny C/ 13- Wilson M/ 14- Santos-Silva M/ | 00:26 | 0-0 | 0 | 0.0000 | 0 | 0 | 0 | 0 | 0.0000 |
| 3- Nadolny C/ 11- Williams B/ 13- Wilson M/ 14- Santos-Silva M/ 25- Arms A/ | 00:23 | 2-1 | 1 | 5.2174 | 0 | 0 | 0 | 0 | 2.2727 |
| 0- Obanor K/ 1- Shannon, Jr. T/ 2- Warren D/ 13- Wilson M/ 14- Santos-Silva M/ | 00:19 | 0-0 | 0 | 0.0000 | 0 | 0 | 0 | 0 | 0.0000 |
| 0- Obanor K/ 1- Shannon, Jr. T/ 3- Nadolny C/ 11- Williams B/ 13- Wilson M/ | 00:17 | 0-0 | 0 | 0.0000 | 0 | 0 | 1 | 0 | 0.0000 |
| 0- Obanor K/ 3- Nadolny C/ 13- Wilson M/ 14- Santos-Silva M/ 25- Arms A/ | 00:14 | 2-0 | 2 | 8.5714 | 0 | 1 | 0 | 0 | 1.5152 |
| 2- Warren D/ 3- Nadolny C/ 4- Batcho D/ 13- Wilson M/ 14- Santos-Silva M/ | 00:13 | 0-2 | -2 | 0.0000 | 0 | 0 | 0 | 0 | 0.0000 |
| 0- Obanor K/ 2- Warren D/ 3- Nadolny C/ 11- Williams B/ 13- Wilson M/ | 00:00 | 2-0 | 2 | ∞ | 0 | 0 | 0 | 0 | 2.2727 |