



BAYLOR

MEN'S BASKETBALL



BIG 12 CONFERENCE

GAME 1



8/8 **BAYLOR** (28-2, 13-1 in 2020-21) vs. **INCARNATE WORD** (0-1 in 2021-22; 8-14, 5-9 SLC in 2020-21)

Nov. 12, 2021 • 7:30 p.m. CT • Watch: ESPN+ • Listen: ESPN Central Texas & TuneIn App
Waco, Texas • Ferrell Center (10,284) • Social Media: @BaylorMBB | #SicEm | #CultureofJOY

MEDIA INFORMATION

TV: ESPN+

Talent: John Morris (pxp), King McClure (analyst)

BU Radio: Learfield / 1660 AM in Central Texas

Talent: Dave Rosselli (pxp), Pat Nunley (analyst)

Satellite Radio: Sirius 98, XM 199, Internet 953

Social Media: @BaylorMBB | #SicEm | #CultureofJOY

All-Time Series Never met

Drew Era Never met

Waco Never met

San Antonio Never met

Neutral Never Met

Last Meeting Never met

2021-22 SCHEDULE & RESULTS

DATE	BU	OPP	OPPONENT	TV	TIME/SCORE
N12	8/8	—	INCARNATE WORD	ESPN+	7:30 pm
N15	—	—	NICHOLLS STATE	ESPN+	11 am
N17	—	—	CENTRAL ARKANSAS	ESPN+	7 pm
N20	—	—	STANFORD	ESPN+	12 pm
N24	—	—	vs. Arizona State ¹	ESPN2	6:30 pm
N25	—	—	vs. Syracuse-or-VCU ¹	TBD	TBD
N26	—	—	vs. TBD ¹	TBD	TBD
D4	—	—	ARKANSAS-PINE BLUFF	ESPN+	4 pm
D12	—	—	VILLANOVA ²	ABC	2 pm
D18	—	—	at Oregon	ESPN2	9 pm
D20	—	—	ALCORN STATE	ESPN+	6 pm
D28	—	—	NORTHWESTERN STATE	ESPN+	7 pm
J1	—	—	• at Iowa State	ESPNU	1 pm
J4	—	—	• OKLAHOMA	ESPN2	6 pm
J8	—	—	• at TCU	ESPN+	4 pm
J11	—	—	• TEXAS TECH	ESPN/2	6 pm
J15	—	—	• OKLAHOMA STATE	ESPN	6/6:30 pm
J18	—	—	• at West Virginia	ESPN2	4 pm
J22	—	—	• at Oklahoma	ESPN+	2 pm
J25	—	—	• KANSAS STATE	ESPN+	7 pm
J29	—	—	• at Alabama ³	ESPN/2	3 pm
J31	—	—	• WEST VIRGINIA	ESPN	8 pm
F5	—	—	• at Kansas	ESPN	3 pm
F9	—	—	• at Kansas State	ESPN+	7 pm
F12	—	—	• TEXAS	ESPN/2	11 am
F16	—	—	• at Texas Tech	ESPN2/U	8 pm
F19	—	—	• TCU	ESPN/2/U	1 pm
F21	—	—	• at Oklahoma State	ESPN/2	8 pm
F26	—	—	• KANSAS	ESPN	7 pm
F28	—	—	• at Texas	ESPN	8 pm
M5	—	—	• IOWA STATE	ESPN2	5 pm
M9-12	—	—	Big 12 Championship ⁴	TBD	TBD

SCHEDULE KEY

1 – Bad Bow Mowers Battle 4 Atlantis (Paradise Island, Bahamas)

2 – Big East-Big 12 Battle at Ferrell Center (Waco, Texas)

3 – Big 12/SEC Challenge at Coleman Coliseum (Tuscaloosa, Ala.)

4 – Big 12 Championship at T-Mobile Center (Kansas City)

Rankings: AP/Coaches at time of game; All times Central

BAYLOR ATHLETICS COMMUNICATIONS

DAVID KAYE

Assistant AD

254-709-5147 • David_Kaye@baylor.edu

STORY LINES

- No. 8/8 Baylor opens the 2021-22 season hosting Incarnate Word at 7:30 pm Friday at Ferrell Center.
- The Bears will unveil the 2021 National Championship banner and will have a pregame ring ceremony for returning players and coaches beginning at 6:45 pm CT.
- Baylor is No. 8 in the preseason AP Top-25, snapping a school-record streak of 29-straight weeks top-5 ranked. The Bears are currently on a school-record streak of 30-straight weeks top-10 ranked.
- With its No. 8 ranking, BU has now been ranked in all 25 spots in the AP Poll under Drew (all since 2010).
- BU's 38-straight weeks ranked in the AP Top 25 is the nation's 3rd-longest behind Gonzaga and Villanova.
- Baylor has been in the Preseason AP Top 25 in 9 of 12 seasons since its first preseason ranking in 2010-11.
- Baylor is facing Incarnate Word for the first time in program history.
- Head coach **Scott Drew** enters his 19th season at Baylor with a school-record 370 career victories, including a 17-8 mark in NCAA Tournaments, which is the 7th-best mark among active coaches.
- **Drew** has swept AP and coaches' Big 12 Coach of the Year honors each of the last two seasons.
- BU has led by at least 4 points in all 60 games over the last two seasons and built a double-digit lead in 51 of 60 games, including 27 of 30 games last season.
- Baylor has won 24 straight non-conference games (+21.4 average margin) dating back to Nov. 2020.
- Baylor is 25-1 at home over the last 2 seasons, with the lone loss by 3 to Kansas on Feb. 22, 2020.
- Baylor went 11-2 vs. AP Top 25 teams last season, including 7-0 against AP Top 10 teams.
- Baylor returns seven letterwinners from the 2021 national championship team, with **Flo Thamba** as the lone returning starter. The four departed starters are all playing in the NBA, G-League or NFL.
- Among BU returners is **Matthew Mayer**, who is likely to make his career-first start after coming off the bench in 93 games over his first 3 seasons. He is on 6-player the Preseason All-Big 12 team.
- The Bears also welcome back **Adam Flagler**, who came off the bench in 28 games last season. He joins Mayer on the Naismith Trophy and Wooden Award preseason watch lists.
- BU also returns **LJ Cryer**, **Jonathan Tchamwa Tchatchoua**, **Jordan Turner** and **Zach Loveday**.
- BU adds Arizona transfer **James Akinjo**, who is also on the Naismith Trophy watch list and is a preseason All-America honorable mention (The Athletic). He was first-team All-Pac 12 last season.
- Baylor welcomes the highest-ranked recruiting class in program history (No. 4). Trio of freshmen includes 5-star **Kendall Brown** and 4-stars **Jeremy Sochan** and **Langston Love** (out for year with injury).
- Baylor also adds Fairmont State transfer **Dale Bonner** and redshirt freshman **Dain Dainja**.
- Baylor was picked third in the Big 12 preseason coaches' poll behind Kansas and Texas. The Bears were picked first last season (finished first) and second in 2019-20 (finished second).
- Baylor's 28-4 Big 12 conference record over the last two seasons is the best of any Power-5 team.
- BU is playing its 279th game as a ranked team under Drew – BU was ranked in 2 of 2,197 games over the program's 97 seasons prior to Drew. Since January 2010, BU has been ranked in 263 of 400 games.
- Baylor joins Duke, Gonzaga and Kansas as the only programs ranked No. 1 in 3 of 5 seasons since 2017.

TEAM INFORMATION

BAYLOR (28-2, 13-1 Big 12 in 2020-21)

Ranking 8th – AP, 8th – Coaches

Head Coach Scott Drew (Butler, 1993)

Career Record 390-226 (20th season)

BU Record 370-215 (19th season)

vs. UIW 0-0

INCARNATE WORD (0-1, 0-0 SLC in 2021-22)

Ranking NR – AP, NR – Coaches

Head Coach Dr. Carson Cunningham (Purdue, 2000)

Career Record 23-62 (4th season)

UIW Record 23-62 (4th season)

vs. BU 0-0

SID Dominique Ramos — ddramos@uiwtx.edu

BAYLOR 2020-21 STATS

#	P	NAME	YR	PPG	RPG	APG	MPG
12	G	Jared Butler	Jr.	16.7	3.3	4.8	30.4
31	G	MaCio Teague	Sr.	15.9	4.0	1.7	31.8
45	G	Davion Mitchell	Jr.	14.0	2.7	5.5	33.0
10	G	Adam Flagler	So.	9.1	2.3	1.4	22.8
24	F	Matthew Mayer	Jr.	8.1	3.7	1.0	15.6
23	F	J. Tchamwa Tchatchoua	So.	6.4	5.0	0.7*	19.2
11	F	Mark Vital	Sr.	5.6	6.7	0.9*	23.4
0	F	Flo Thamba	Jr.	3.6	4.0	0.7*	15.0
4	G	LJ Cryer	Fr.	3.4	0.6	0.8	9.9
32	F	Zach Loveday	Fr.	2.2	1.1	0.3*	4.6
5	F	Jordan Turner	RFr.	1.7	1.3	0.3	4.5
35	G	Mark Paterson	Sr.	1.2	0.7	0.0	1.9
13	F	Jackson Moffatt	So.	0.0	0.5	0.1	1.9

* - blocks per game

PRONUNCIATIONS

John JAKUS JAYK-us
 Matthew MAYER MYE-er
 Jeremy SOCHAN SO-han
 Jonathan TCHAMWA TCHATCHOUA
 CHAWM-wuh CHA-chew-wuh

BAYLOR IN THE RANKINGS (2020-21)

WEEK	W/L	AP	COACHES
Preseason	0-0	2nd (1540; 24)	1st (764; 12)
Nov. 30	2-0	2nd (1513; 6)	1st (764; 12)
Dec. 7	3-0	2nd (1470; 7)	2nd (774; 8)
Dec. 14	4-0	2nd (1491; 7)	2nd (772; 6)
Dec. 21	5-0	2nd (1538; 3)	2nd (725; 5)
Dec. 28	6-0	2nd (1538; 2)	2nd (771; 3)
Jan. 4	9-0	2nd (1537; 1)	2nd (771; 3)
Jan. 11	11-0	2nd (1536; 1)	2nd (771; 3)
Jan. 18	12-0	2nd (1538; 2)	2nd (747; 3)
Jan. 25	14-0	2nd (1539; 3)	2nd (771; 3)
Feb. 1	16-0	2nd (1539; 3)	2nd (772; 4)
Feb. 8	17-0	2nd (1520; 8)	2nd (772; 4)
Feb. 15	17-0	2nd (1541; 5)	2nd (772; 4)
Feb. 22	17-0	2nd (1540; 4)	2nd (771; 4)
March 1	18-1	3rd (1450)	3rd (733)
March 8	21-1	2nd (1510; 2)	2nd (740)
March 15	22-2	3rd (1397)	3rd (737)
April 6	28-2	—	1st (800; 32)

BAYLOR IN THE RANKINGS (2021-22)

WEEK	W/L	AP	COACHES
Preseason	0-0	8th (992)	8th (542)

2021-22 PRESEASON HONORS

JAMES AKINJO
 Naismith Trophy Watch List
 Preseason All-America Honorable Mention (The Athletic)
 Preseason All-Big 12 Honorable Mention
 No. 67 on CBS' Top 100 Players for 2021-22

KENDALL BROWN

Preseason Big 12 Freshman of the Year

ADAM FLAGLER

Naismith Trophy Watch List
 Wooden Award Preseason Top 50 Watch List
 Preseason All-America Honorable Mention (The Athletic)
 Luke Olson Award Watch List
 No. 12 on The Athletic's Top 20 Guards for 2021-22
 No. 38 on CBS' Top 100 Players for 2021-22

MATTHEW MAYER

Naismith Trophy Watch List
 Wooden Award Preseason Top 50 Watch List
 Preseason All-Big 12 Team
 No. 29 on CBS' Top 100 Players for 2021-22

QUICK HITS

- BU led the nation in 3-point pct. last season (.413) and ranked 3rd nationally in turnover margin (+5.5) and scoring margin (+17.4). The Bears were also top-10 in scoring (6th, 82.9), steals (9th, 8.9/gm) and assists (10th, 16.9/gm).
- Baylor's streak of 9 consecutive postseasons is tied as the nation's 7th-longest active streak.
- Baylor's 2 losses last seasons were its fewest losses since going 13-0 in 1911-12.
- Baylor is 40-21 in postseason tournaments (conference, national) over the last 13 seasons.
- Baylor's 54-6 record over the last two seasons is the nation's best among Power-5 conference teams.
- Baylor has won 20+ games in 12 of the last 14 seasons after recording only three 20-win seasons in the previous 100 years of Baylor Basketball (1946, 1948, 1988).
- Baylor is 14-3 in Big 12 road games over the last 2 seasons (rest of league is 59-99 in B12 road games).
- Baylor is 75-5 when leading at halftime over the last 4 seasons (45-2 over last 2 seasons, 24-0 last season).
- In the last two seasons, Baylor has recorded the longest winning streak in the Big 12 Conference's 26-year history (23 wins in 2019-20) and 4th-longest winning streak in Big 12 history (18 wins in 2020-21).
- Baylor has won 90% of its games when leading at the half since 2011-12 (193-21).
- BU is 54-4 when leading at any point in the 2nd half of a game over the last 2 seasons (142-23 last 6 seasons).
- Baylor is 245-99 over the last 10 seasons, averaging 24.5 wins per season since 2011-12.
- Baylor's 245 wins since 2011-12 are second-most in the Big 12 behind only Kansas (284).
- Baylor is 336-146 since 2007-08, the first year Drew's staff had a full allotment of scholarships.
- Six of Baylor's players have used or are currently using a redshirt year. Two after transferring to BU (Flagler, Tchamwa Tchatchoua), one before transferring (Bonner) and three as freshmen — Turner, Dainja and Love.
- Ten of Baylor's 11 starting point guards under Drew have earned All-Big recognition (16 of last 17 seasons).
- Baylor is 1 of 10 teams nationally to appear in every postseason since 2012 (7 NCAAs, 2 NITs).
- Baylor has the nation's 10th-longest active streak with at least one 3-point FG made in 962 straight games — the last time Baylor failed to make a 3-pointer was more than 30 years ago, on Feb. 21, 1990 vs. Texas Tech (0-8).
- BU is 7-1 all-time in Big 12/SEC Challenges, the best record of any team in either league. Combined with a 3-1 mark in the Big 12/Pac-10 Series and 1-0 in the Big 12/Big East Battle, Baylor is 11-2 in conference challenges.
- Baylor has won 7 tournament titles under Drew (2007 Paradise Jam, 2011 Las Vegas Classic, 2013 NIT, 2016 Battle 4 Atlantis, 2017 Hall of Fame Classic, 2019 Myrtle Beach Invitational and 2021 NCAA Championship).

ONE OF THE GREATEST REBUILDS IN NCAA HISTORY

- **Scott Drew** became Baylor head coach in 2003, starting of one of the greatest rebuilds in NCAA history.
- Drew was named 2020 NBC Sports National Coach of the Year and 2017 Basketball Times National COY.
- Drew is now in his 19th season at Baylor and is the school's all-time wins leader (370).
- Drew is coaching his 586th game at Baylor (370-215). His .632 winning pct. is best in BU history among coaches with 40+ games, and he's the program's all-time wins leader with 169 more victories than any other coach.
- Baylor has a .697 winning percentage (336-146) since Drew's first year with no scholarship restrictions in 2007-08 and a .712 winning percentage (245-99) over the last 10 seasons since 2011-12.
- Drew (51) is the youngest active collegiate head coach to win a National Championship.
- Baylor is playing its 279th game as a ranked team in Drew's 19 seasons. BU was ranked in 2 of 2,197 games over the program's first 97 seasons prior to Drew. Since January 2010, BU has been ranked in 263 of 400 games.
- Baylor joins Kansas as the only Power-5 teams with 18+ wins in every season since 2008.
- In Drew's first 18 seasons at Baylor, 48 players have gone on to professional careers.

2021-22 BAYLOR BASKETBALL ROSTER

NO.	NAME	HT.	WT.	CL.	WING.	HOMETOWN/HIGH SCHOOL (PREVIOUS COLLEGE)
0	Flo Thamba	F	6-10	250	Sr.	3L Kinshasa, Democratic Republic of Congo/Mountain Mission School
1	Jeremy Sochan	F	6-9	230	Fr.	HS Milton Keynes, England/Orange Academy
2	Kendall Brown	G/F	6-8	205	Fr.	HS Cottage Grove, Minn./Sunrise Christian
3	Dale Bonner	G	6-2	170	Jr.#	TR Shaker Heights, Ohio/Shaker Heights HS (Fairmont State)
4	LJ Cryer	G	6-1	190	So.	1L Katy, Texas/Morton Ranch HS
5	Jordan Turner	G/F	6-8	195	So.#	1L Houston, Texas/Sunrise Christian
10	Adam Flagler	G	6-3	185	Jr.%	1L Duluth, Ga./Duluth HS (Presbyterian)
11	James Akinjo	G	6-1	190	Sr.	TR Oakland, Calif./Salesian HS (Georgetown/Arizona)
13	Langston Love	G	6-5	210	Fr.	HS Universal City, Texas/Montverde Academy
20	Austin Sacks	F	6-7	200	So.	TR Encino, Calif./Oakwood HS (Santa Clara)
23	Jonathan Tchamwa Tchatchoua	F	6-8	250	Jr.%	1L Douala, Cameroon/NBA Global Academy - Australia (UNLV)
24	Matthew Mayer	G/F	6-9	225	Sr.	3L Austin, Texas/Westlake HS
32	Zach Loveday	F	7-0	240	So.	1L Gallipolis, Ohio/Huntington Prep
42	Dainja Dainja	F	6-9	270	RFr.^	SQ Brooklyn Park, Minn./Park Center HS

- sat out 2018-19 as redshirt % - sat out 2019-20 season as redshirt ^ - sat out 2020-21 as redshirt

COACHING STAFF

Head Coach: Scott Drew (Butler, 1993), 19th season at Baylor (20th season as Division I head coach)
Associate Head Coach: Jerome Tang (Charter Oak State, 2007), 19th season at Baylor
Assistant Coach: Alvin Brooks III (Idaho State, 2002), 6th season at Baylor
Assistant Coach: John Jakus (Trinity International, 1999), 5th season at Baylor
Special Assistant & Director of Player Development: Jared Nuness (Valparaiso, 2001), 12th season at Baylor
Special Assistant to the Head Coach: Bill Peterson (Eckerd, 1979), 5th season at Baylor
Director of Basketball Operations: Aditya Malhotra (Baylor, 2006), 9th season at Baylor
Director of Video Operations: Ty Beard (Baylor, 2009), 5th season at Baylor

UP NEXT

- Baylor continues its 4-game homestand to open the season with Monday’s 11 am CT game vs. Nicholls State.
- The Bears then host Central Arkansas on Wednesday (7 pm) and Stanford on Nov. 20 (noon).
- BU then heads to Battle 4 Atlantis, with a first-round matchup against Arizona State at 6:30 pm CT on Nov. 24.

SUCCESS IN SEASON OPENERS

- Baylor is 16-2 in season openers during the Scott Drew era, with the only losses coming at Texas Tech in 2005-06, when the Bears did not play a non-conference schedule, and in the 2018-19 season opener vs. Texas Southern.
- Baylor is 14-1 in season openers dating back to 2006-07, with an average scoring margin of +28.8.

NATION’S-BEST 17-3 VS. RANKED TEAMS OVER LAST TWO SEASONS

- Baylor is 17-3 against AP Top-25 ranked teams over the last two seasons. BU became the first team since Indiana in 1974-76 to win 10 of 11 games against ranked opponents before the Feb. 27 loss at Kansas ended the run.
- The record includes 11-2 away from home, with neutral wins vs. #17 Villanova (Nov. 2019), vs. #5 Illinois (Nov. 2020), vs. #18 Villanova (March 2021), vs. #10 Arkansas (March 2021), vs. #6 Houston (April 2021) and #1 Gonzaga (April 2021) and road wins at #22 Texas Tech (Jan. 2020), at #4 Kansas (Jan. 2020), at #15 Texas Tech (Jan. 2021), at #6 Texas (Feb. 2021) and at #6 West Virginia (March 2021).
- BU is 6-1 at home vs. ranked teams in the last 2 seasons – wins vs. #12 Arizona (Dec. 2019), #18 Butler (Dec. 2019), #14 West Virginia (Feb. 2020), #9 Kansas (Jan. 2021), #17 Oklahoma State (March 2021) and #18 Texas Tech (March 2021), and the lone loss by 3 points to #3 Kansas (Feb. 2020).

DREW’S 17-8 NCAA TOURNAMENT RECORD

- Head coach Scott Drew has a 17-8 record over nine NCAA Tournament appearances, including five Sweet 16s, three Elite Eights, one Final Four and one National Championship.
- Drew’s 17-8 record (.680) is 7th-best among active coaches, trailing only Mike Krzyzewski (.764; 97-30), John Calipari (.56-19; .747), Rick Pitino (.33-22; .730), Chris Beard (.713; 10-4), Tom Izzo (.703; 52-22) and Bill Self (.700; 49-21).
- Drew has guided Baylor to nine of the last 12 NCAA Tournaments. Prior to Drew’s arrival, Baylor had been to only four NCAA Tournaments, including just once in the 53 seasons preceding his arrival in 2003-04.
- In 2008, Drew guided Baylor to its first NCAA Championship appearance in 20 seasons (since 1988) and just its second appearance in 58 seasons since going to the eight-team tournament in 1950.

APPEARANCES IN SIX OF LAST SEVEN NCAA TOURNAMENTS

- Baylor appeared in the NCAA Tournament for the sixth time in the last seven tournaments.
- BU is 1 of 16 teams to appear in six NCAA Tournaments since 2014, joining Duke, Gonzaga, Kansas, Kentucky, Michigan, Michigan State, North Carolina, Oklahoma, Oregon, Purdue, VCU, Villanova, Virginia, Wichita State and Wisconsin.

NINE CONSECUTIVE POSTSEASON BERTHS

- Baylor is on a school-record streak of nine consecutive postseason berths and has appeared in 12 of the last 13 postseasons. BU made seven postseason appearances in the program’s 97 seasons prior to the **Scott Drew** era.
- Baylor is 1 of 10 teams to appear in every postseason since 2012, joining Gonzaga, Iona, Kansas, Michigan State, North Carolina, Oregon, Saint Mary’s, Virginia and Wichita State.
- BU earned NCAA Tournament bids in 2012, 2014, 2015, 2016, 2017, 2019 and 2021 and NIT bids in 2013 and 2018.
- Baylor has appeared in 12 of the last 13 postseasons since 2008. Prior to that, Baylor’s only post-season berths were in 1946 (NCAA), 1948 (NCAA), 1950 (NCAA), 1987 (NIT), 1988 (NCAA), 1990 (NIT) and 2001 (NIT).

ONE OF FOUR PROGRAMS RANKED NO. 1 IN THREE OF LAST FIVE SEASONS

- Baylor joins Duke, Gonzaga and Kansas as the only programs ranked No. 1 in three seasons since 2017.
- BU was No. 1 for the first time on Jan. 9, 2017, spent five weeks ranked No. 1 in 2020 and was No. 1 in the preseason and week 1 coaches’ polls this year. All told, BU has been No. 1 for eight weeks since 2017.
- The Bears have been ranked in all 25 AP Top 25 spots during the Drew era (all since 2008).

FORTY WINS VS. RANKED TEAMS IN LAST SEVEN SEASONS

- Baylor has gone 40-35 against ranked teams since the start of the 2014-15 season (17-3 last 2 seasons).
- BU is 58-75 against AP-ranked teams since 2007-08 after going 17-122 in the program’s first 101 seasons.
- Baylor has won multiple games vs. AP Top 25 teams in each of the last 14 seasons.
- The Bears have defeated at least five ranked teams in six of the last eight seasons.

THIRTY STRAIGHT WEEKS AP TOP-10 RANKED

- BU is ranked No. 8 in the Preseason AP Top 25, extending a school-record streak to 30-straight weeks top-10 ranked.
- With the preseason ranking, Baylor’s school-record streak of 28-straight weeks top-5 ranked was snapped. BU was top-5 ranked in 12 total weeks in program history prior to the 28-week streak.
- Baylor has been in the AP Top 25 a school-record 38-straight weeks, which is the nation’s 3rd-longest active streak behind only Gonzaga (96) and Villanova (41).



SCOTT DREW
HEAD COACH
19TH SEASON AT BAYLOR

THE DREW FILE

PERSONAL

Birthdate: Oct. 23, 1970
Birthplace: Kansas City, Mo.
Family: Wife, Kelly; daughter Mackenzie, sons Peyton and Brody

EDUCATION

College: Butler, 1993; Valparaiso, 1994 (Master’s)

COACHING EXPERIENCE

1993-01 Valparaiso (assistant coach)
2001-02 Valparaiso (associate head coach)
2002-03 Valparaiso (head coach)
2003-pres. **Baylor (head coach)**

THE DREW WORKSHEET

YEAR	SCHOOL	OVERALL	CONF.
2002-03	Valparaiso	20-11	12-2
2003-04	Baylor	8-21	3-13
2004-05	Baylor	9-19	1-15
2005-06†	Baylor	4-13	4-12
2006-07	Baylor	15-16	4-12
2007-08	Baylor ¹	21-11	9-7
2008-09	Baylor ²	24-15	5-11
2009-10	Baylor ¹	28-8	11-5
2010-11	Baylor	18-13	7-9
2011-12	Baylor ¹	30-8	12-6
2012-13*	Baylor ²	23-14	9-9
2013-14	Baylor ¹	26-12	9-9
2014-15	Baylor ¹	24-10	11-7
2015-16	Baylor ¹	22-12	10-8
2016-17	Baylor ¹	27-8	12-6
2017-18	Baylor ²	19-15	8-10
2018-19	Baylor ¹	20-14	10-8
2019-20	Baylor ³	26-4	15-3
2020-21	Baylor ¹	28-2	13-1
2021-22	Baylor	0-0	0-0
TOTAL	20th season	390-226	163-153
BAYLOR	19th season	370-215	151-151

† Baylor played no non-conference schedule due to NCAA sanctions.
* Two of Baylor’s wins were credited to interim head coach Jerome Tang.
¹ NCAA Tournament Appearances | ² NIT Appearances | ³ COVID-19 pandemic

DREW VS. 2021-22 OPPONENTS

OPPONENT	CAREER
Alabama	1-1
Alcorn State	3-0
Arizona State.....	4-0
Arkansas-Pine Bluff	2-0
Central Arkansas	3-0
Incarnate Word	0-0
Iowa State.....	18-13
Kansas	6-26
Kansas State	16-16
Nicholls State	1-0
Northwestern State.....	2-0
Oklahoma	15-22
Oklahoma State.....	21-17
Oregon.....	2-1
Stanford	0-0
Texas	18-21
TCU.....	14-4
Texas Tech.....	22-13
Villanova.....	2-0
West Virginia	12-8
CAREER W-L TOTAL	390-226

MISCELLANEOUS STATISTICS

Current Streak.....	Won 6
Current Home Streak.....	Won 13
Current Neutral Streak.....	Won 6
Current Road Streak.....	Won 1
Last Win.....	April 5 vs. #1 Gonzaga (86-70)
Last Home Win.....	March 7 vs. #18 Texas Tech (88-73)
Last Neutral Win.....	April 5 vs. #1 Gonzaga (86-70)
Last Road Win.....	March 2 at #6 West Virginia (94-89)
Last Loss.....	March 12 vs. #12 Oklahoma State (74-83)
Last Home Loss.....	Feb. 22, 2020 vs. #3 Kansas (61-64)
Last Neutral Loss.....	March 12 vs. #12 OSU (74-83)
Last Road Loss.....	Feb. 27 at #17 Kansas (58-71)

2020-21 RECORD BY STARTING LINEUP

Mitchell (g), Butler (g), Teague (g), Vital (f), Thamba (f)..... 28-2

RECORD WHEN...

	2020-21		DREW
	ALL	B12	ERA
Leading or tied at halftime	24-0	10-0	301-48
Trailing at halftime	4-2	3-1	71-167
Shoot 50 percent or higher	14-0	7-0	169-12
Shoot lower than 50 percent	14-2	6-1	203-203
Shoot higher pct than opponent	24-0	10-0	319-29
Shoot lower percentage than opp	4-2	3-1	53-186
Opp. shoot lower than 50 percent	24-1	11-0	348-116
Opp. shoot 50 percent or higher	4-1	2-1	24-99
Score fewer than 60 points	0-1	0-1	16-51
Score 60-plus points	28-1	13-0	356-164
Score 70-plus points	25-1	11-0	307-70
Score 80-plus points	17-0	7-0	156-12
Score 90-plus points	7-0	3-0	66-3
Score 100-plus points	4-0	2-0	25-0
Opp. score fewer than 50 points	2-0	1-0	38-1
Opp. score fewer than 60 points	9-0	2-0	138-9
Opp. score fewer than 70 points	19-0	9-0	265-55
Opp. score fewer than 80 points	26-1	12-1	351-145
Opp. score 80-plus points	2-1	1-0	21-70
Opp. score 90-plus points	0-0	0-0	3-19
More rebounds than opponent	18-1	8-0	277-81
Equal/fewer rebounds than opp.	9-1	4-1	94-134
Fewer turnovers than opp.	22-2	9-1	199-72
Equal/more turnovers than opp.	6-0	4-0	173-143
Games decided by 5 or fewer pts	2-0	2-0	74-63
OT games	1-0	1-0	20-5
Games as AP ranked team	28-2	13-1	202-69
Games vs. AP ranked opponents	11-2	6-1	58-102
Games following a loss	3-0	1-0	113-96
Games following a win	25-2	12-1	258-119
More points in paint than opp.	17-1	8-0	260-87
Equal/fewer pts in paint than opp.	11-1	5-1	112-128
More points off TO than opp.	24-2	10-1	234-75
Equal/fewer pts off TO than opp.	4-0	3-0	138-140
More bench points than opp.	22-0	8-0	223-108
Equal/fewer bench points than opp.	6-2	5-1	149-107
More 2nd-chance points than opp.	22-1	11-0	222-111
Equal/fewer 2nd-ch. pts than opp.	6-1	2-1	150-104
Playing in November	2-0	0-0	79-15
Playing in December	6-0	1-0	84-19
Playing in January	8-0	7-0	84-63
Playing in February	2-1	2-1	69-71
Playing in March	8-1	3-0	52-46
Playing in April	2-0	0-0	4-1

IMPRESSIVE NON-CONFERENCE NUMBERS AT HOME

- Baylor is 66-4 in its last 70 non-conference home games dating back to Dec. 12, 2012.
- Baylor is 42-7 in home games against unranked opponents (including Big 12 play) since 2016-17.
- Baylor is 131-16 in non-conference home games in the **Drew era**, including 105-8 since 2007-08.

SCOTT DREW COACHING TREE

- Three current Division I head coaches took their first DI head coaching jobs after stints on Scott Drew's BU staff.
- Matthew Driscoll is in his 13th season as head coach at North Florida after six seasons as a Baylor assistant.
- Grant McCasland is in his fifth season as head coach at North Texas. He spent five years as a Baylor assistant before taking over as Arkansas State head coach for one season in 2016-17.
- Paul Mills is in his fifth season as head coach at Oral Roberts. He was a member of Drew's original Baylor staff in 2003-04 and spent 14 years with Drew, the final eight as an assistant coach.
- All 3 former assistants have led their teams to NCAA Tournaments – Driscoll led UNF to the 2015 NCAA Tournament, while McCasland took UNT to the 2021 Second Round and Mills took ORU to the 2021 Sweet 16.

PROTECTING HALFTIME LEADS

- BU is 78-5 in its last 83 games when leading at halftime – 24-0 in 2021, 21-2 in 2020, 15-3 in 2019 and 15-0 in 2018.
- Baylor has won 90% of its games (193-21) when leading at the half in the last 10 seasons (24-0 in 2021, 21-2 in 2020, 15-3 in 2019, 15-0 in 2018, 18-3 in 2017, 18-2 in 2016, 21-7 in 2015, 18-2 in 2014, 17-1 in 2013 and 26-1 in 2012).
- BU has won 40% of games in which its been tied or trailing at the half since 2011-12, going 52-78 in those.

BEARS WELCOME HIGHEST-RANKED RECRUITING CLASS IN PROGRAM HISTORY FOR 2021-22

- Baylor signed the highest-ranked recruiting class in program history in November 2020, inking a trio of top-40 recruits for the 2021-22 season. BU's 2021 recruiting class was ranked No. 4 nationally by ESPN.
- The Bears signed 5-star forward Kendall Brown, 4-star guard Langston Love and 4-star forward Jeremy Sochan.
- Brown was ranked No. 12 nationally, Love was No. 23 nationally and Sochan was No. 40 nationally.
- Brown and Sochan will debut on the 2021-22 Bears squad, while Love is out for the year with a knee injury.

48 PRO PLAYERS IN DREW ERA

- In Scott Drew's 18 years at Baylor, 48 of his players have gone on to professional careers.
- Five Bears are currently on NBA rosters – Jared Butler (Jazz), Davion Mitchell (Kings), Royce O'Neale (Jazz), Taurean Prince (Timberwolves) and Ishmail Wainright (Suns).
- In addition to the five current NBA players, eight more of Drew's former players have played in the NBA (most recent team) – Quincy Acy (Raptors), Freddie Gillespie (Raptors), Pierre Jackson (Mavs), Cory Jefferson (Suns), Perry Jones III (Thunder), Quincy Miller (Kings), Johnathan Motley (Clippers) and Ekpe Udoh (Jazz).

BEARS RETURN SEVEN LETTERWINNERS FROM NATIONAL TITLE TEAM

- Baylor lost four starters from last season's National Championship team, but the Bears return seven letterwinners.
- The Bears' seven returning lettermen have a combined 344 games (77 starts) of collegiate experience.
- Matthew Mayer (93 career games), Flo Thamba (82 career games, 30 starts), Adam Flagler (64 career games, 36 starts), Jonathan Tchamwa Tchatchoua (60 career games, 11 starts), LJ Cryer (20 career games), Zach Loveday (13 career games) and Jordan Turner (12 career games) all return from last year's National Championship team.

ALL FOUR DEPARTED STARTERS NOW PLAYING PROFESSIONALLY

- All four departed starters from last season's National Championship team are now playing professionally.
- Davion Mitchell was drafted No. 9 overall by the Sacramento Kings.
- Jared Butler was drafted No. 40 by the New Orleans Pelicans (traded to Utah Jazz).
- MaCio Teague is playing on the Utah Jazz G-League team.
- Mark Vital is suiting up for the NFL's Kansas City Chiefs.

PROGRAM HIGHLIGHTS

- Drew is in his 19th season at Baylor and is the school's all-time wins leader (370).
- Baylor has had a nation-leading four players selected in the NBA Draft since 2010 who weren't ranked in the ESPN100 out of high school – Quincy Acy, Ekpe Udoh, Pierre Jackson and Taurean Prince.
- Drew has graduated 54 players during his Baylor tenure, averaging 3 graduates per season.
- The Bears have advanced to postseason play in a school-record nine straight seasons (7 NCAA, 2 NIT).
- Baylor is 23-4 in regular-season tournaments since 2013-14, including 4 regular-season tournament titles.
- Drew has won 20+ games in 12 of the last 14 years – the Bears had 3 seasons of 20+ wins prior to his arrival.

POINT GUARDS THRIVE IN DREW'S SYSTEM

- Ten of Baylor's 11 starting point guards during the **Scott Drew** era have earned All-Big 12 recognition.
- Baylor's starting point guard has earned All-Big 12 recognition in 16 of 17 seasons since 2004-05.
- Jared Butler (2019, 2020, 2021), Davion Mitchell (2020, 2021), Makai Mason (2019), Manu Lecomte (2017, 2018), Lester Medford (2016), Kenny Chery (2014, 2015), Pierre Jackson (2012, 2013), Tweety Carter (2010), Curtis Jerrells (2007, 2008, 2009) and Aaron Bruce (2005, 2006, 2007) have earned All-Big 12 recognition.

2020-21 BAYLOR BASKETBALL GAME NOTES
HISTORY OF DEVELOPMENT WITH REDSHIRTS

- Baylor has a track record of success when redshirting players. **Davion Mitchell, MaCio Teague, Freddie Gillespie, Mark Vital, Ekpe Udoh, Johnathan Motley, Cory Jefferson, Brady Heslip, Jo Lual-Acuil Jr. and Manu Lecomte** have all gone on to professional careers after redshirting.
- **Adam Flagler** and **Jonathan Tchamwa Tchatchoua** redshirted in 2019-20 while sitting out to satisfy NCAA transfer rules, while **Jordan Turner** elected to redshirt in 2019-20. **Dain Dainja** redshirted last season.

BAYLOR BASKETBALL ON THE RADIO

- Baylor basketball is aired live via the Baylor Sports Network from Learfield on ESPN Central Texas and flagship station 1660AM ESPN Radio (KRZI) in Waco and worldwide on Sirius/XM Radio.
- Games are broadcast by the "Voice of the Bears" John Morris, who was named NSMA 2019 Texas co-Sportscaster of the Year on Jan. 13, 2020, and former Baylor basketball standout Pat Nunley.
- Morris is in his 38th year doing BU broadcasts (27th full-time), and Nunley is in his 41st season as analyst.
- All of Baylor's games can be heard live on the Internet at www.BaylorBears.com and via the TuneIn App.

OFFENSIVE REBOUNDING A BAYLOR STAPLE

- Baylor has ranked top-10 nationally in offensive rebounding percentage in all eight seasons since 2013-14, including six times ranked in the nation's top-5. The Bears only cracked the top-20 once in Drew's first 10 years.
- Baylor's 8-year streak is the nation's best, and West Virginia (67years) is the only other team with a 4+ year streak.
- Baylor currently ranks 6th nationally in offensive rebounding percentage, grabbing 36.9% of its missed field goals.
- Baylor finished ranked No. 5 nationally in 2020-21, No. 8 in 2019-20, No. 2 in 2018-19, No. 9 in 2017-18, No. 3 in 2016-17, No. 4 in 2015-16, No. 1 in 2014-15 and No. 3 in 2013-14. Prior to that top-10 streak, BU's best rank was No. 16 in 2011-12.

GRADUATING 91 PERCENT OF SENIORS

- Since **Scott Drew** took over the Baylor Basketball program in 2003, 37 of 40 scholarship players who have played their final years of collegiate eligibility under Drew have graduated from Baylor.
- Players recruited by Drew to graduate at Baylor: Tim Bush, Patrick Fields, Aaron Bruce, Mamadou Diene, Delbert Simpson, Curtis Jerrells, Henry Dugat, Kevin Rogers, Tweety Carter, Josh Lomers, Ekpe Udoh, Fred Ellis, Quincy Acy, Anthony Jones, J'mison Morgan, A.J. Walton, Cory Jefferson, Brady Heslip, Gary Franklin, Kenny Chery, Royce O'Neale, Lester Medford, Rico Gathers, Taurean Prince, Al Freeman, Johnathan Motley, Ishmail Wainright, Manu Lecomte, Jo Lual-Acuil Jr., Nuni Omot, Jake Lindsey, King McClure, Freddie Gillespie, Devonte Bando, MaCio Teague, Jared Butler and Mark Vital.

SECOND-MOST WINS AMONG BIG 12 TEAMS IN LAST DECADE

- Baylor's 245-99 record since 2011-12 trails only Kansas (285-72) among Big 12 teams (entering 2021-22).
- West Virginia (211-129) is 3rd, Iowa State (197-135) is 4th, Oklahoma (196-128) is 5th, Kansas State (191-142) is 6th, Texas (189-143) is 7th, Oklahoma St. (184-144) is 8th, Texas Tech (177-149) is 9th and TCU (164-164) is 10th.
- Baylor has averaged 24.1 wins per season over the last nine full seasons since 2011-12.

ENTIRE STAFF BACK FOR FIFTH-STRAIGHT SEASON

- Scott Drew's entire coaching staff returned for the 2021-22 season, a fifth-straight season of continuity.
- Jerome Tang is in his fifth season as associate head coach and has been on Drew's staff all 19 seasons at Baylor.
- Assistant coaches Alvin Brooks III (sixth season) and John Jakus (fifth season) also return to the bench.
- Special assistant & director of player development Jared Nuness is back for his 12th season, while director of basketball operations Aditya Malhotra returns for his ninth season. Special assistant to the head coach Bill Peterson and director of video operations Ty Beard are both back for their fifth seasons.

WINNING AWAY FROM HOME VS. NON-BIG 12 TEAMS

- Baylor is 60-32 against non-conference teams in neutral/road games in the Scott Drew era, including a 37-17 record in away games against non-Big 12 teams since 2011-12.
- Baylor is 57-26 in road/neutral non-conference games since the 2007-08 season (3-1 in 2019-20, 3-3 in 2018-19; 2-2 in 2017-18; 6-1 in 2016-17; 1-3 in 2015-16; 3-2 in 2014-15; 6-2 in 2013-14; 5-2 in 2012-13; 8-1 in 2011-12; 1-3 in 2010-11; 8-2 in 2009-10; 6-2 in 2008-09; 5-2 in 2007-08).

BREAKTHROUGH IN BIG 12

- BU is 127-81 in Big 12 play in 12 seasons since 2010 after going 59-149 in the league's first 13 seasons.
- BU is 141-98 in Big 12 play in 14 seasons since 2008 after going 45-131 in the league's first 11 seasons.
- Baylor is 48-41 in Big 12 road games since 2012, second-best in the league behind only Kansas (58-32).
- BU has won 8+ Big 12 games in 10 straight seasons after winning 8+ just 3 times in the league's first 15 years.
- BU has double-digit Big 12 wins in 6 of the last 7 years and 8 of the last 12 seasons. BU didn't reach double-digit Big 12 wins in any of its first 13 years in the league before reaching 10+ for the first time since 2010.

GAME 1 — vs. INCARNATE WORD

DOUBLE-FIGURE GAMES

POINTS	20-21	CAREER
MaCio Teague	26	102 (54 at UNC Asheville)
Jared Butler	26	69
Davion Mitchell	24	41 (2 at Auburn)
Adam Flagler	14	46 (32 at Presbyterian)
Matthew Mayer	11	21
J. Tchamwa Tchatchoua	6	7 (1 at UNLV)
Mark Vital	2	26
LJ Cryer	2	2
Flo Thamba	1	2
Jordan Turner	1	1
Zach Loveday	1	1

REBOUNDS	20-21	CAREER
Mark Vital	7	19
J. Tchamwa Tchatchoua	2	4 (2 at UNLV)
MaCio Teague	1	5 (3 at UNC Asheville)
Flo Thamba	1	1

DOUBLE-DOUBLES	20-21	CAREER
Davion Mitchell	2	3
MaCio Teague	1	5 (3 at UNC Asheville)
Mark Vital	1	3
J. Tchamwa Tchatchoua	1	2 (1 at UNLV)
Jared Butler	1	1

20+ POINTS	20-21	CAREER
Jared Butler	9	19
MaCio Teague	7	30 (20 at UNC Asheville)
Davion Mitchell	5	5
Adam Flagler	1	11 (10 at Presbyterian)

30+ POINTS	20-21	CAREER
Jared Butler	1	3
MaCio Teague	1	3 (2 at UNC Asheville)
Davion Mitchell	1	1

ACTIVE STREAKS

CONSECUTIVE STARTS

80	Jared Butler
60	Davion Mitchell
35	MaCio Teague
31	Mark Vital
30	Flo Thamba

CONSECUTIVE GAMES PLAYED

94	Jared Butler
94	Davion Mitchell (34 at Auburn)
64	Matthew Mayer
35	MaCio Teague
32	Flo Thamba
31	Mark Vital
24	Adam Flagler
12	Jonathan Tchamwa Tchatchoua

CONSECUTIVE GAMES WITH 3-POINTER

20	Jared Butler
6	Adam Flagler
3	MaCio Teague
2	Davion Mitchell

CONSECUTIVE GAMES WITH 10+ POINTS

12	Davion Mitchell
3	Jared Butler, MaCio Teague
1	Adam Flagler

LARGEST LEADS & DEFICITS

	W/L	HALFTIME	LARGEST	LARGEST
	SCORE	MARGIN	LEAD	DEFICIT
vs. Louisiana	W, 112-82	+13 (53-40)	+33	-4
vs. Washington	W, 86-52	+14 (38-24)	+37	—
vs. #5 Illinois	W, 82-69	+1 (31-30)	+16	-2
SFA	W, 83-52	+16 (38-22)	+37	-2
at K-State	W, 100-69	+29 (56-27)	+32	—
UAPB	W, 99-42	+43 (55-12)	+58	—
Central Ark.	W, 93-56	+18 (53-35)	+43	—
Alcorn St.	W, 105-76	+32 (59-27)	+44	-4
at Iowa St.	W, 76-65	+4 (36-32)	+13	-3
Oklahoma	W, 76-61	+17 (42-25)	+19	—
at TCU	W, 67-49	-1 (29-28)	+18	-4
at #15 TTU	W, 68-60	+8 (26-18)	+10	-3
#9 Kansas	W, 77-69	+13 (41-28)	+16	—
at Oklahoma St.	W, 81-65	-4 (32-36)	+18	-9
K-State	W, 107-59	+28 (56-24)	+52	—
Auburn	W, 84-72	+5 (35-30)	+21	-2
at #6 Texas	W, 83-69	+7 (41-34)	+15	-2
Iowa St.	W, 77-72	-5 (32-37)	+5	-17
at #17 Kansas	L, 58-71	-3 (30-33)	+4	-13
at #6 WVU	W, 94-89 OT	+4 (35-31)	+12	-7
#17 Oklahoma St.	W, 81-70	+11 (42-31)	+14	-1
#18 Texas Tech	W, 88-73	+2 (34-32)	+22	—
vs. Kansas St.	W, 74-68	+2 (36-34)	+12	-1
vs. #12 OSU	L, 74-83	-5 (30-35)	+8	-9
vs. Hartford	W, 79-55	+16 (37-21)	+29	-4
vs. Wisconsin	W, 76-63	+13 (42-29)	+18	-5
vs. #18 Villanova	W, 62-51	-7 (23-30)	+13	-7
vs. #10 Arkansas	W, 81-72	+8 (46-38)	+18	—
vs. #6 Houston	W, 78-59	+25 (45-20)	+25	-3
vs. #1 Gonzaga	W, 86-70	+10 (47-37)	+20	—

GAME TRENDS

	W/L	TIME	TIME	TIME
	SCORE	LEADING	TRAILING	TIED
vs. Louisiana	W, 112-82	37:27	1:32	1:01
vs. Washington	W, 86-52	38:15	—	1:45
vs. #5 Illinois	W, 82-69	24:48	6:43	8:29
SFA	W, 83-52	36:56	0:54	2:10
at K-State	W, 100-69	39:20	—	0:40
UAPB	W, 99-42	38:51	—	1:09
Central Ark.	W, 93-56	39:41	—	0:19
Alcorn State	W, 105-76	35:59	2:40	1:21
at Iowa St.	W, 76-65	34:53	1:33	3:34
Oklahoma	W, 76-61	39:25	—	0:35
at TCU	W, 67-49	31:06	5:45	3:09
at #15 TTU	W, 68-60	30:14	4:47	4:59
#9 Kansas	W, 77-69	39:43	—	0:17
at Oklahoma St.	W, 81-65	16:11	20:26	3:23
K-State	W, 107-59	37:55	—	2:05
Auburn	W, 84-72	35:27	1:01	3:32
at #6 Texas	W, 83-69	36:45	1:08	2:07
Iowa St.	W, 77-72	4:01	33:39	2:20
at #17 Kansas	L, 58-71	4:49	31:53	3:18
at #6 WVU	W, 94-89 OT	25:50	15:11	3:59
#17 Oklahoma St.	W, 81-70	38:42	0:58	0:20
#18 Texas Tech	W, 88-73	38:36	—	1:24
vs. Kansas St.	W, 74-68	37:08	1:29	1:23
vs. #12 OSU	L, 74-83	19:33	17:29	2:58
vs. Hartford	W, 79-55	33:54	4:18	1:48
vs. Wisconsin	W, 76-63	33:32	3:40	2:48
vs. #18 Villanova	W, 62-51	13:37	20:13	6:10
vs. #10 Arkansas	W, 81-72	39:44	—	0:16
vs. #6 Houston	W, 78-59	36:36	1:02	2:22
vs. #1 Gonzaga	W, 86-70	39:27	—	0:33
TOTAL		958:25	176:21	70:14

BIG 12'S SECOND-BEST ROAD MARK SINCE 2012

- Baylor is 48-41 in Big 12 road games since 2012, 2nd-best in the league behind only Kansas (entering 2021-22).
 - BU is 39-32 in Big 12 road games since 2014, which is also second-best in the league behind only Kansas.
- | | |
|-----------------------------------|----------------------------------|
| LAST 10 YEARS (2012-PRES.) | LAST 8 YEARS (2014-PRES.) |
| Kansas — 58-32 | Kansas — 45-27 |
| Baylor — 48-41 | Baylor — 39-32 |
| West Virginia — 33-47 | West Virginia — 30-41 |
| Kansas State — 32-58 | Texas — 25-46 |
| Texas — 30-59 | Oklahoma — 24-48 |
| Oklahoma — 28-62 | Texas Tech — 21-50 |
| Oklahoma State — 27-63 | Kansas State — 21-51 |
| Iowa State — 26-64 | Oklahoma State — 21-51 |
| Texas Tech — 22-67 | Iowa State — 19-53 |
| TCU — 12-68 | TCU — 12-59 |

DREW IS THIRD BIG 12 COACH TO REACH 150 CONFERENCE WINS

- **Scott Drew** joined Rick Barnes and Bill Self as the only coaches to reach 150 Big 12 wins on March 4, 2021 vs. OSU.
- Drew needed 136 games over 2,940 days for his first 50 Big 12 wins (50-86), 88 games over 1,821 days for his next 50 Big 12 wins (50-38) and only 77 games over 1,493 days for his next 50 Big 12 wins (50-27).
- Drew was named Big 12 Coach of the Year by both the AP and league coaches for a second-consecutive season.

NOVEMBER AND DECEMBER SUCCESS

- Baylor has posted a combined 163-34 record in November and December games during the Drew era, including an 81-12 mark in November and December games since 2013.
- The Bears are 79-15 in November games and 84-19 in December contests during the Drew era.
- BU is 39-7 in November games since 2013, with the only losses to No. 8 Syracuse (2013), vs. Illinois (2014) in Las Vegas, at No. 25 Oregon (2015), at No. 21 Xavier (2017), vs. Texas Southern (2018), vs. Ole Miss (2018) in Florida and vs. Washington (2019) in Alaska.
- BU is 42-5 in December games since 2013, with the only losses at No. 24 Texas A&M (2015), vs. No. 8 Wichita State (2017), at No. 22 Texas Tech (2017), at Wichita State (2018) and vs. SFA (2018).

BIG 12'S MOST WINS IN CONFERENCE CHALLENGES

- Baylor is 11-2 in conference challenges – 7-1 in Big 12/SEC Challenge, 3-1 in Big 12/Pac-10, 1-0 in Big 12/Big East.
- BU's 7-1 Big 12/SEC Challenge is the best by any team in either league and includes wins over half of the 14 SEC programs – Kentucky, Vanderbilt, Georgia, Ole Miss, Alabama, Florida and Auburn.
- Baylor is 7-1 in Big 12/SEC Challenges, Oklahoma and Oklahoma State are 6-2, Kansas and Texas Tech are 5-3, TCU is 4-4, Texas is 3-4, K-State and Iowa State are 3-5 and West Virginia is 2-6.
- Baylor's 11-2 record in conference challenges is best in the Big 12, followed by Oklahoma State at 10-4, Kansas and Oklahoma at 8-6, Iowa State, Texas and Texas Tech at 6-7, K-State at 5-8, TCU at 4-6 and West Virginia at 3-7.

BEST RECORD IN BIG 12/SEC CHALLENGE

- Baylor's 7-1 record in the Big 12/SEC Challenge is the best of any team in either league.
- Baylor defeated No. 3 Kentucky, 67-62, at Cowboys Stadium in the inaugural challenge on Dec. 6, 2013.
- Baylor improved to 2-0 in the challenge with a 66-63 win at Vanderbilt on Dec. 3, 2014.
- The Bears knocked off Georgia, 83-73, in their first home game in the challenge on Jan. 30, 2016.
- Baylor rallied from 15 points down to win at Ole Miss, 78-75, on Jan. 28, 2017.
- The Bears' lone loss came on the road at No. 20 Florida, 81-60, on Jan. 27, 2018.
- Baylor got back in the win column with a 73-68 victory over Alabama in Waco on Jan. 26, 2019.
- BU avenged its lone loss in the Big 12/SEC Challenge with a 72-61 win at Florida on Jan. 25, 2020.
- Baylor rolled to an 84-72 victory over Auburn in Waco on Jan. 30, 2021, defeating a 7th different SEC team.

WINNING AWAY FROM HOME VS. NON-BIG 12 TEAMS

- Baylor is 69-32 against non-conference teams in neutral/road games in the Scott Drew era, including a 46-17 record in away games against non-Big 12 teams since 2011-12.
- Baylor is 66-26 in road/neutral non-conference games since the 2007-08 season (9-0 in 2020-21; 3-1 in 2019-20; 3-3 in 2018-19; 2-2 in 2017-18; 6-1 in 2016-17; 1-3 in 2015-16; 3-2 in 2014-15; 6-2 in 2013-14; 5-2 in 2012-13; 8-1 in 2011-12; 1-3 in 2010-11; 8-2 in 2009-10; 6-2 in 2008-09; 5-2 in 2007-08).

NON-CONFERENCE HIGHLIGHTS

- Baylor is 13-5 vs. the Pac-12 during the Drew era, 11-1 against the Big East during the Drew era and 17-10 against the SEC during the Drew era, including 12-5 since 2012-13 and 7-1 in the Big 12/SEC Challenge.
- Baylor is 53-11 in games against non-Big 12 teams over the last 5 seasons, including home wins against No. 4 Oregon, No. 7 Xavier, No. 12 Arizona, No. 18 Butler, Oregon, Alabama and Auburn, neutral site wins vs. No. 5 Illinois, vs. No. 10 Louisville, vs. No. 17 Villanova, vs. No. 24 Michigan State, vs. VCU, vs. USC, vs. Wisconsin, vs. Creighton, vs. Syracuse and vs. Washington and road wins at Arizona, at Ole Miss and at Florida.

MISCELLANEOUS**CHARGES DRAWN BU 79, OPP 44**

28	Davion Mitchell
13	Jonathan Tchamwa Tchatchoua
9	Mark Vital
8	Matthew Mayer, Flo Thamba
4	Jared Butler
3	Adam Flagler, MaCio Teague
1	LJ Cryer, Jackson Moffatt, Mark Paterson

DUNKS BU 91, OPP 54

37	Jonathan Tchamwa Tchatchoua
13	Flo Thamba
12	Mark Vital
10	Matthew Mayer
5	Jared Butler, Zach Loveday, MaCio Teague
2	Davion Mitchell
1	Adam Flagler

PARTICIPATION**CAREER STARTS**

124	MaCio Teague (66 at UNC Asheville)
105	Mark Vital
81	Jared Butler
60	Davion Mitchell
36	Adam Flagler (36 at Presbyterian)
30	Flo Thamba
11	Jonathan Tchamwa Tchatchoua (11 at UNLV)

CAREER GAMES PLAYED (NCAA)

126	Mark Vital
125	MaCio Teague (67 at UNC Asheville)
94	Davion Mitchell (34 at Auburn)
94	Jared Butler
93	Matthew Mayer
82	Flo Thamba
64	Adam Flagler (36 at Presbyterian)
60	Jonathan Tchamwa Tchatchoua (31 at UNLV)
20	LJ Cryer
18	Jackson Moffatt
13	Zach Loveday
12	Mark Paterson, Jordan Turner

SPECIALTY STATISTICS

[PP - Paint; POT - Turnovers; 2nd - Second chance; BP - Bench]

[BAYLOR-OPPONENT]				
OPPONENT	PP	POT	2ND	BP
vs. Louisiana-Lafayette	52-40	30-15	19-7	45-4
vs. Washington	34-26	11-9	24-7	37-26
vs. #5 Illinois	38-30	17-8	24-7	34-26
SFA	32-34	40-10	9-12	43-13
at Kansas State	38-34	21-8	14-13	33-34
UAPB	48-16	28-4	21-4	55-0
Central Arkansas	40-14	31-9	8-6	46-13
Alcorn State	40-24	31-17	18-17	47-46
at Iowa State	38-26	23-20	13-8	13-7
Oklahoma	32-28	12-22	16-8	40-9
at TCU	36-16	19-9	14-9	6-10
at #15 Texas Tech	16-22	22-12	11-5	26-5
#9 Kansas	34-30	26-23	12-11	13-17
at Oklahoma State	32-38	19-5	20-16	22-4
Kansas State	44-22	34-17	23-9	33-34
Auburn	32-44	14-15	20-15	38-16
at #6 Texas	36-32	20-14	2-5	17-4
Iowa State	38-30	10-10	8-6	26-7
at #17 Kansas	32-42	18-4	15-17	5-12
at #6 West Virginia	42-20	18-16	13-10	28-27
#17 Oklahoma State	34-40	26-18	8-11	24-20
#18 Texas Tech	26-30	13-15	17-15	8-23
vs. Kansas State	26-28	18-17	8-13	5-7
vs. #12 Oklahoma State	42-38	14-11	19-17	15-20
vs. Hartford	32-28	22-6	17-6	27-12
vs. Wisconsin	26-26	16-2	11-9	25-20
vs. #18 Villanova	40-32	22-4	10-16	24-6
vs. #10 Arkansas	36-40	21-6	10-11	25-16
vs. #6 Houston	24-20	14-8	13-17	32-11
vs. #1 Gonzaga	30-40	19-9	16-5	21-7
BAYLOR TOTAL	1050	629	433	813
Baylor Average	35.0	21.0	14.4	27.1
OPP TOTAL	890	343	312	456
Opp Average	29.7	11.4	10.4	15.2

POINTS PER POSSESSION

GAME	BAYLOR	OPPONENT
vs. Louisiana-Lafayette	1.38	1.01
vs. Washington	1.28	0.78
vs. #5 Illinois	1.21	1.01
Stephen F. Austin	1.06	0.67
at Kansas State	1.47	1.01
Arkansas-Pine Bluff	1.39	0.59
Central Arkansas	1.18	0.71
Alcorn State	1.46	1.06
at Iowa State	1.00	0.86
Oklahoma	1.15	0.92
at TCU	1.03	0.75
at #15 Texas Tech	0.97	0.86
#9 Kansas	1.18	1.06
at Oklahoma State	1.19	0.97
Kansas State	1.37	0.76
Auburn	1.17	1.00
at #6 Texas	1.24	1.03
Iowa State	1.10	1.03
at #17 Kansas	0.94	1.15
at #6 West Virginia	1.25	1.19
#17 Oklahoma State	1.17	1.01
#18 Texas Tech	1.38	1.14
vs. Kansas State	1.09	1.00
vs. #12 Oklahoma State	0.99	1.11
vs. Hartford	1.03	0.71
vs. Wisconsin	1.19	0.98
vs. #18 Villanova	1.09	0.89
vs. #10 Arkansas	1.19	1.06
vs. #6 Houston	1.34	1.02
vs. #1 Gonzaga	1.26	1.03



11 — JAMES AKINJO

G • 6-1 • 190 • SR. • TR
 OAKLAND, CALIF.
 (SALESIAN HS / GEORGETOWN / ARIZONA)

SEASON HIGHS

Points: —
 FG: —
 FGA: —
 3FG: —
 3FGA: —
 FT: —
 FTA: —
 Rebounds: —
 Assists: —
 Turnovers: —
 Blocks: —
 Steals: —
 Minutes Played: —

CAREER HIGHS

Points: — 26 vs. Washington (2/27/21)
 FG: — 8, four times
 FGA: — 19 vs. Providence (1/12/19); vs. Seton Hall (3/2/19)
 3FG: — 5, four times
 3FGA: — 9 vs. Grambling (11/27/20); at Arizona State (1/21/21)
 FT: — 14 vs. UTEP (12/12/20)
 FTA: — 14 vs. UTEP (12/12/20)
 Rebounds: — 7 vs. SMU (12/15/18); vs. Marquette (1/15/19)
 Assists: — 11 vs. Creighton (1/21/19)
 Turnovers: — 6, five times
 Blocks: — 1 vs. Seton Hall (3/2/19)
 Steals: — 5 vs. Xavier (1/31/19); at Oregon State (1/14/21)
 Minutes Played: — 47 vs. Seton Hall (3/2/19); vs. Providence (1/12/20)

MISCELLANEOUS

	21-22	BU RECORD
Double-Figure Points:	—	—
20+ Points:	—	—
30+ Points:	—	—
5+ Assists:	—	—
Led team in Points:	—	—
Led team in Rebounds:	—	—
Led team in Assists:	—	—

AKINJO NOTEBOOK

- Transfer from Arizona, started all 26 games and earned first-team All-Pac 12 honors as junior in 2020-21
- Player first two seasons at Georgetown, named 2019 Big East Freshman of the Year
- Career .382 shooter on 3FGs, averaging 5.2 assists and 1.3 steals over 66 career games (65 starts)
- Scored in double-figures in 49 of 66 collegiate games, including 12 games of 20+ points
- Ranked No. 90 in class of 2018 by 247Sports; originally committed to UConn, released after coaching change

2021-22 GAME-BY-GAME

OPPONENT	DATE	GS	MIN	FG	3FG	FT	OR-DR-TR	PF	A	T	B	S	PTS
Incarnate Word	11/12												
Nicholls State	11/15												
Central Arkansas	11/17												
Stanford	11/20												
vs. Arizona State	11/24												
vs. TBD	11/25												
vs. TBD	11/26												
Arkansas Pine-Bluff	12/4												
Villanova	12/12												
at Oregon	12/18												
Alcorn State	12/20												
Northwestern State	12/28												
at Iowa State	1/1												
Oklahoma	1/4												
at TCU	1/8												
Texas Tech	1/11												
Oklahoma State	1/15												
at West Virginia	1/18												
at Oklahoma	1/22												
Kansas State	1/25												
at Alabama	1/29												
West Virginia	1/31												
at Kansas	2/5												
at Kansas State	2/9												
Texas	2/12												
at Texas Tech	2/16												
TCU	2/19												
at Oklahoma State	2/21												
Kansas	2/26												
at Texas	2/28												
Iowa State	3/5												

AKINJO, James																		Scoring		
SEASON	TEAM	GP-GS	MIN/AVG	FG-FGA	FG%	3FG-3FGA	3FG%	FT-FTA	FT%	OFF	DEF	TOT	AVG	PF-FO	A	TO	BLK	STL	PTS	AVG
2018-19	GTown	33-32	1044/31.6	128-351	.365	52-133	.391	134-165	.812	7	89	96	2.9	81-1	173	99	1	37	442	13.4
2019-20	GTown	7-7	215/30.7	30-89	.337	8-33	.242	26-32	.813	4	17	21	3.0	12-0	31	16	0	14	94	13.4
2020-21	UA	26-26	908/34.9	124-327	.379	53-130	.408	104-127	.819	8	51	59	2.3	51-0	141	60	0	37	405	15.6
TOTAL FOR Baylor		0-0	0/0.0	0-0	.000	0-0	.000	0-0	.000	0	0	0	0.0	0-0	0	0	0	0	0	0.0
TOTAL		66-65	2167/32.8	282-767	.368	113-296	.382	264-324	.815	19	157	176	2.7	144-1	345	175	1	88	941	14.3



3 — DALE BONNER

G • 6-2 • 170 • JR. • TR
SHAKER HEIGHTS, OHIO
(SHAKER HEIGHTS HS / FAIRMONT STATE)

SEASON HIGHS

Points: —
 FG: —
 FGA: —
 3FG: —
 3FGA: —
 FT: —
 FTA: —
 Rebounds: —
 Assists: —
 Turnovers: —
 Blocks: —
 Steals: —
 Minutes Played: —

CAREER HIGHS

Points: — 35 at Notre Dame (OH) (2/22/21)
 FG: — 12 vs. Glenville State (12/15/19)
 FGA: — 26 vs. Glenville State (12/15/19)
 3FG: — 5 vs. Frostburg State (2/27/21)
 3FGA: — 9 vs. Charleston (WV) (3/6/21)
 FT: — 11, three times
 FTA: — 18 at West Liberty (1/15/20)
 Rebounds: — 11 at West Virginia Wesleyan (11/26/19)
 Assists: — 11 at Bowie State (11/30/19); vs. Concord (2/8/21)
 Turnovers: — 8 vs. West Virginia Wesleyan (2/26/20)
 Blocks: — 2 vs. Frostburg State (2/29/20)
 Steals: — 6 vs. Urbana (1/8/20)
 Minutes Played: — 40, four times

MISCELLANEOUS

	21-22	BU RECORD
Double-Figure Points:	—	—
20+ Points:	—	—
30+ Points:	—	—
5+ Assists:	—	—
Led team in Points:	—	—
Led team in Rebounds:	—	—
Led team in Assists:	—	—

BONNER NOTEBOOK

- Transfer from Division II Fairmont State, started 50 games over 2 seasons with Falcons
- Led Fairmont State in scoring, assists and steals in both seasons, guiding FSU to 38-12 record
- Averaged FSU team-best 20.2 points per game as redshirt sophomore in 2020-21
- Also led Falcons in assists (4.5/game) and steals (2.0 per game) in 2020-21
- Posted 17.8 ppg, 5.3 apg, 2.3 spg as redshirt freshman in 2019-20, leading Fairmont to 23-7 record

2021-22 GAME-BY-GAME

OPPONENT	DATE	GS	MIN	FG	3FG	FT	OR-DR-TR	PF	A	T	B	S	PTS
Incarnate Word	11/12												
Nicholls State	11/15												
Central Arkansas	11/17												
Stanford	11/20												
vs. Arizona State	11/24												
vs. TBD	11/25												
vs. TBD	11/26												
Arkansas Pine-Bluff	12/4												
Villanova	12/12												
at Oregon	12/18												
Alcorn State	12/20												
Northwestern State	12/28												
at Iowa State	1/1												
Oklahoma	1/4												
at TCU	1/8												
Texas Tech	1/11												
Oklahoma State	1/15												
at West Virginia	1/18												
at Oklahoma	1/22												
Kansas State	1/25												
at Alabama	1/29												
West Virginia	1/31												
at Kansas	2/5												
at Kansas State	2/9												
Texas	2/12												
at Texas Tech	2/16												
TCU	2/19												
at Oklahoma State	2/21												
Kansas	2/26												
at Texas	2/28												
Iowa State	3/5												

BONNER, Dale																					
		Field Goals		3-Point		F-Throws		Rebounds				Scoring									
SEASON	TEAM	GP-GS	MIN/AVG	FG-FGA	FG%	3FG-3FGA	3FG%	FT-FTA	FT%	OFF	DEF	TOT	AVG	PF-FO	A	TO	BLK	STL	PTS	AVG	
2019-20	FairSt	30-30	1002/33.4	191-417	.458	39-105	.371	113-166	.681	39	106	145	4.8	72-1	158	93	6	69	534	17.8	
2020-21	FairSt	20-20	694/34.7	138-301	.458	45-103	.437	102-128	.797	23	81	104	5.2	36-1	90	58	2	40	423	21.2	
TOTAL FOR Baylor		0-0	0/0.0	0-0	.000	0-0	.000	0-0	.000	0	0	0	0.0	0-0	0	0	0	0	0	0.0	
TOTAL		50-50	1696/33.9	329-718	.458	84-208	.404	215-294	.731	62	187	249	5.0	108-2	248	151	8	109	957	19.1	



2 – KENDALL BROWN

G/F • 6-8 • 205 • FR. • HS
 COTTAGE GROVE, MINN.
 (SUNRISE CHRISTIAN – KS)

SEASON/CAREER HIGHS

- Points: –
- FG: –
- FGA: –
- 3FG: –
- 3FGA: –
- FT: –
- FTA: –
- Rebounds: –
- Assists: –
- Turnovers: –
- Blocks: –
- Steals: –
- Minutes Played: –

MISCELLANEOUS

	21-22	BU RECORD
Double-Figure Points:	–	–
5+ Assists:	–	–
Led team in Points:	–	–
Led team in Rebounds:	–	–
Led team in Assists:	–	–
Led team in Bench Points:	–	–

BROWN NOTEBOOK

- 5-star recruit, ranked No. 12 nationally in class of 2021 by 247Sports; 4th 5-star signee in BU history
- Tabbed as Preseason Big 12 Freshman of the Year, first in Baylor history
- Fourth McDonald’s All-American to sign with Baylor (Tweety Carter, Perry Jones III, Isaiah Austin)
- Originally from Minnesota, finished high school career at Sunrise Christian in Bel Air, Kan.
- Participated in 2021 USA Basketball Men’s U19 World Cup Team training camp

2021-22 GAME-BY-GAME

OPPONENT	DATE	GS	MIN	FG	3FG	FT	OR-DR-TR	PF	A	T	B	S	PTS
Incarnate Word	11/12												
Nicholls State	11/15												
Central Arkansas	11/17												
Stanford	11/20												
vs. Arizona State	11/24												
vs. TBD	11/25												
vs. TBD	11/26												
Arkansas Pine-Bluff	12/4												
Villanova	12/12												
at Oregon	12/18												
Alcorn State	12/20												
Northwestern State	12/28												
at Iowa State	1/1												
Oklahoma	1/4												
at TCU	1/8												
Texas Tech	1/11												
Oklahoma State	1/15												
at West Virginia	1/18												
at Oklahoma	1/22												
Kansas State	1/25												
at Alabama	1/29												
West Virginia	1/31												
at Kansas	2/5												
at Kansas State	2/9												
Texas	2/12												
at Texas Tech	2/16												
TCU	2/19												
at Oklahoma State	2/21												
Kansas	2/26												
at Texas	2/28												
Iowa State	3/5												

BROWN’S CAREER STATS																	
YEAR	GP-GS	MIN-AVG	FG-A	PCT	3FG-A	PCT	FT-A	PCT	OFF-DEF-TOT	AVG	PF-D	A	TO	B	S	TP	AVG
2021-22 (FR.)																	
CAREER																	



4 – LJ CRYER

G • 6-1 • 190 • SO. • 1L
KATY, TEXAS
(MORTON RANCH HS)

SEASON HIGHS

Points: –
 FG: –
 FGA: –
 3FG: –
 3FGA: –
 FT: –
 FTA: –
 Rebounds: –
 Assists: –
 Turnovers: –
 Blocks: –
 Steals: –
 Minutes Played: –

CAREER HIGHS

Points: – 17 vs. Louisiana-Lafayette (11/28/20)
 FG: – 6 vs. Louisiana-Lafayette (11/28/20)
 FGA: – 9 vs. Louisiana-Lafayette (11/28/20)
 3FG: – 5 vs. Louisiana-Lafayette (11/28/20)
 3FGA: – 7 vs. Louisiana-Lafayette (11/28/20)
 FT: – 3 vs. SFA (12/9/20); vs. UAPB (12/21/20)
 FTA: – 4, three times
 Rebounds: – 2, four times
 Assists: – 3 vs. SFA (12/9/20); at Kansas State (12/19/20)
 Turnovers: – 4 vs. Alcorn State (12/30/20)
 Blocks: –
 Steals: – 2 vs. Louisiana-Lafayette (11/28/20); vs. UAPB (12/21/20)
 Minutes Played: – 25 vs. UAPB (12/21/20)

MISCELLANEOUS

	20-21	BU RECORD
Double-Figure Points:	2	2-0
5+ Assists:	–	–
Led team in Points:	1	1-0
Led team in Rebounds:	–	–
Led team in Assists:	–	–
Led team in Bench Points:	2	2-0

CRYER NOTEBOOK

- Sophomore guard from Katy, Texas, just 170 miles southeast of Waco
- Appeared in 20 games off bench as true freshman during 2020-21 national championship season
- Made collegiate debut with 17 points in 15 minutes off bench vs. Louisiana (11/28), making 5-of-7 treys and adding 2 steals
- Led team with 15 points in season-high 25 minutes off bench vs. Arkansas-Pine Bluff (12/21)
- Scored 3,488 points at Morton Ranch High School, 5th-most all-time in Texas public schools
- Averaged 34.2 points, 5.3 assists and 2.4 steals as high school senior, earning Class 6A All-State recognition
- Ranked No. 12 PG by ESPN and No. 51 overall by Rivals in 2020 high school class rankings
- Made 145 treys (4.3/game) and scored 1,164 points during pandemic-shortened high school senior season
- Both parents played sports at Grambling, father Lionel Sr. (football) and mother Tamica (volleyball)

2020-21 GAME-BY-GAME

OPPONENT	DATE	GS	MIN	FG	3FG	FT	OR-DR-TR	PF	A	T	B	S	PTS
vs. Louisiana-Lafayette	11/28		15	6-9	5-7	0-0	0-2-2	0	1	0	0	2	17
vs. Washington	11/29		10	0-0	0-0	0-0	0-0-0	1	0	0	0	0	0
vs. #5 Illinois	12/2			DNP									
SFA	12/9		18	1-3	1-3	3-4	1-1-2	2	3	1	0	1	6
at Kansas State	12/19		19	3-5	2-4	0-0	0-1-1	0	3	1	0	1	8
Arkansas Pine-Bluff	12/21		25	4-7	4-6	3-4	0-0-0	2	2	0	0	2	15
Central Arkansas	12/29		22	3-8	1-5	0-0	0-0-0	0	2	1	0	1	7
Alcorn State	12/30		18	0-6	0-5	2-4	1-0-1	1	2	4	0	1	2
at Iowa State	1/2			DNP									
Oklahoma	1/6		9	1-1	1-1	0-0	0-2-2	0	0	0	0	0	3
at TCU	1/9		5	0-0	0-0	0-0	0-0-0	0	0	0	0	0	0
at #15 Texas Tech	1/16		2	0-0	0-0	0-0	0-0-0	0	0	0	0	0	0
#9 Kansas	1/18			DNP									
at Oklahoma State	1/23		7	1-4	1-4	0-0	0-0-0	0	0	0	0	0	3
Kansas State	1/27		17	1-3	1-2	0-0	0-1-1	0	2	1	0	1	3
Auburn	1/30		6	0-0	0-0	0-0	0-0-0	0	0	0	0	0	0
at #6 Texas	2/2			DNP									
Iowa State	2/23		10	1-3	0-2	0-0	0-0-0	0	0	1	0	0	2
at #17 Kansas	2/27		6	0-0	0-0	0-0	0-0-0	1	0	0	0	1	0
at #6 West Virginia	3/2			DNP									
#17 Oklahoma State	3/4			DNP									
#18 Texas Tech	3/7		2	0-1	0-0	0-0	0-0-0	0	0	0	0	0	0
vs. Kansas State	3/11			DNP									
vs. #12 Oklahoma State	3/12			DNP									
vs. Hartford	3/19		6	0-3	0-3	1-2	1-1-2	0	0	0	0	0	1
vs. Wisconsin	3/21		1	0-0	0-0	0-0	0-0-0	0	0	0	0	0	0
vs. #18 Villanova	3/27			DNP									
vs. #10 Arkansas	3/29			DNP									
vs. #6 Houston	4/3		2	0-1	0-1	0-0	0-0-0	0	0	0	0	0	0
vs. #1 Gonzaga	4/5		1	0-1	0-1	0-0	0-0-0	0	0	0	0	0	0

CRYER, Lj

		Field Goals		3-Point		F-Throws		Rebounds				Scoring								
SEASON	TEAM	GP-GS	MIN/AVG	FG-FGA	FG%	3FG-3FGA	3FG%	FT-FTA	FT%	OFF	DEF	TOT	AVG	PF-FO	A	TO	BLK	STL	PTS	AVG
2020-21	Baylor	20-0	197/9.9	21-55	.382	16-44	.364	9-14	.643	3	8	11	0.6	7-0	15	9	0	10	67	3.4
TOTAL		20-0	197/9.9	21-55	.382	16-44	.364	9-14	.643	3	8	11	0.6	7-0	15	9	0	10	67	3.4



42 — DAIN DAINJA

F • 6-9 • 270 • RFR. • SQ
BROOKLYN PARK, MINN.
(PARK CENTER HS)

SEASON/CAREER HIGHS

- Points: —
- FG: —
- FGA: —
- 3FG: —
- 3FGA: —
- FT: —
- FTA: —
- Rebounds: —
- Assists: —
- Turnovers: —
- Blocks: —
- Steals: —
- Minutes Played: —

MISCELLANEOUS

	21-22	BU RECORD
Double-Figure Points:	—	—
5+ Assists:	—	—
Led team in Points:	—	—
Led team in Rebounds:	—	—
Led team in Assists:	—	—
Led team in Bench Points:	—	—

DAINJA NOTEBOOK

- Redshirt freshman big man with 7-foot-7 wingspan, participated on practice squad in 2020-21
- Ranked No. 51 in class of 2020 (No. 9 among center) by 247Sports
- Had offseason foot surgery, but was cleared for competition during fall
- Competed in high jump during junior seasons at Park Center High School
- Father played collegiately at Minnesota, grandfather played at Northwestern

2021-22 GAME-BY-GAME

OPPONENT	DATE	GS	MIN	FG	3FG	FT	OR-DR-TR	PF	A	T	B	S	PTS
Incarnate Word	11/12												
Nicholls State	11/15												
Central Arkansas	11/17												
Stanford	11/20												
vs. Arizona State	11/24												
vs. TBD	11/25												
vs. TBD	11/26												
Arkansas Pine-Bluff	12/4												
Villanova	12/12												
at Oregon	12/18												
Alcorn State	12/20												
Northwestern State	12/28												
at Iowa State	1/1												
Oklahoma	1/4												
at TCU	1/8												
Texas Tech	1/11												
Oklahoma State	1/15												
at West Virginia	1/18												
at Oklahoma	1/22												
Kansas State	1/25												
at Alabama	1/29												
West Virginia	1/31												
at Kansas	2/5												
at Kansas State	2/9												
Texas	2/12												
at Texas Tech	2/16												
TCU	2/19												
at Oklahoma State	2/21												
Kansas	2/26												
at Texas	2/28												
Iowa State	3/5												

DAINJA'S CAREER STATS																	
YEAR	GP-GS	MIN-AVG	FG-A	PCT	3FG-A	PCT	FT-A	PCT	OFF-DEF-TOT	AVG	PF-D	A	TO	B	S	TP	AVG
2021-22 (RFR.)																	
CAREER																	



10 — ADAM FLAGLER

G • 6-3 • 185 • JR. • 1L

DULUTH, GA.

(DULUTH HS / PRESBYTERIAN)

FLAGLER NOTEBOOK

- Fourth-year junior, sat out and redshirted 2019-20 season after playing freshman year at Presbyterian College
- Came off bench in 28 games of 2020-21 national title season, had 14 double-figure scoring games and led BU in scoring 5 times
- Had 7 games last season with 15+ points off the bench and has scored in double-figure in 14 of 28 games played at BU
- Scored 13 points in 21 minutes off bench in national title game win over Gonzaga (4/5/21)
- Bears are 14-0 when he scores in double-figures and 5-0 when he leads team in scoring
- Led team with 16 points and made 2 of team's 3 treys in Sweet 16 win over No. 18 Villanova (3/27/21)
- Recorded season-high 22 points in 28 minutes off bench vs. Iowa State (2/23/21) – 11th career 20-point game (1st at BU)
- Posted game-high 19 points and added season-high 8 rebounds in 24 minutes off bench vs. Auburn (1/30/21)
- Hit go-ahead bucket to give Bears lead for good with 7:04 left as part of 15-point effort in win at No. 15 Texas Tech (1/16/21)
- Posted game-high 18 points in Bears' win over No. 5 Illinois (12/2/20), including 11 points in 2nd half
- Had nation's 4th-longest active streak having made a 3-pointer in 42 straight games before streak was snapped at ISU (1/2/21)
- Has scored in double-figures in 47 of 64 collegiate games (32 of 36 at Presbyterian); has 11 career 20-point games
- Has made multiple 3-pointers in 47 of 64 career games (15 of 28 last season)
- 29 career games with 3+ 3FGs, 11 gms with 4+ 3 FGs, 6 gms with 5+ 3FGs, 4 gms with 6+ 3FGs, 1 gm with 7+ 3FGs
- Earned 2019 Big South Freshman of the Year honors and was 5-time Big South Freshman of the Week
- Led Presbyterian in scoring as freshman with 15.9 points per game, started all 36 games and scored 10+ pts in 32 of 36 games
- Posted career-high 29 points at UCLA (11/19/18), including 24 points and 6 treys in 2nd half
- Scored 20+ points 10 times as freshman, including games at Dayton, at UCLA and at Marquette
- Brother, Duvaughn, played football at Gardner-Webb (2004-07) and finished with 188 receptions, 2,552 yards and 31 TDs
- Aspires to become a pediatrician

SEASON HIGHS

Points: — 22 vs. Iowa State (2/23/21)
 FG: — 8 vs. Auburn (1/30/21)
 FGA: — 15 vs. Iowa State (2/23/21)
 3FG: — 5 vs. Washington (11/29/20)
 3FGA: — 10 vs. Iowa State (2/23/21)
 FT: — 6 vs. Villanova (3/27/21)
 FTA: — 6 vs. Villanova (3/27/21)
 Rebounds: — 8 vs. Auburn (1/30/21)
 Assists: — 7 vs. Louisiana-Lafayette (11/28/20)
 Turnovers: — 3 vs. SFA (12/9/20); vs. Oklahoma (1/6/21)
 Blocks: — 1 vs. Arkansas (3/29/21)
 Steals: — 4 vs. Arkansas (3/29/21)
 Minutes Played: — 29 vs. Illinois (12/2/20)

CAREER HIGHS

Points: — 29 at UCLA (11/19/18)
 FG: — 11 vs. Winthrop (1/26/19)
 FGA: — 19, twice; at UCLA (11/19/18) and at Winthrop (1/26/19)
 3FG: — 7 at UCLA (11/19/18)
 3FGA: — 14 at UCLA (11/19/18)
 FT: — 10 vs. VMI (12/12/18)
 FTA: — 10, twice; vs. VMI (12/12/18) and at Robert Morris (3/24/19)
 Rebounds: — 10 at UNC Asheville (2/23/19)
 Assists: — 7 vs. Campbell (2/16/19); vs. Louisiana-Lafayette (11/28/20)
 Turnovers: — 4, twice; at Radford (11/12/19) and at Marshall (3/26/19)
 Blocks: — 1, 10 times
 Steals: — 4 vs. Arkansas (3/29/21)
 Minutes Played: — 40 vs. Gardner-Webb (2/9/19)

MISCELLANEOUS

	20-21	BU RECORD
Double-Figure Points:	14	14-0
20+ Points:	1	1-0
5+ Assists:	1	1-0
Led team in Points:	5	5-0
Led team in Rebounds:	—	—
Led team in Assists:	1	1-0
Led team in Bench Points:	13	12-1

2020-21 GAME-BY-GAME

OPPONENT	DATE	GS	MIN	FG	3FG	FT	OR-DR-TR	PF	A	T	B	S	PTS
vs. Louisiana-Lafayette	11/28		28	5-9	2-5	0-0	1-2-3	2	7	0	0	0	12
vs. Washington	11/29		24	6-11	5-9	0-0	2-1-3	1	1	1	0	0	17
vs. #5 Illinois	12/2		29	6-11	2-6	4-4	1-2-3	3	3	0	0	0	18
SFA	12/9		23	4-7	3-5	3-4	0-2-2	1	1	3	0	3	14
at Kansas State	12/19			DNP									
Arkansas Pine-Bluff	12/21			DNP									
Central Arkansas	12/29		16	4-7	2-5	0-0	0-0-0	2	3	1	0	2	10
Alcorn State	12/30		22	2-6	1-2	0-0	2-1-3	1	0	1	0	1	5
at Iowa State	1/2		26	0-3	0-3	0-0	0-0-0	1	1	1	0	0	0
Oklahoma	1/6		22	6-8	3-5	0-0	0-0-0	3	0	3	0	0	15
at TCU	1/9		11	0-3	0-1	0-1	0-1-1	1	1	0	0	1	0
at #15 Texas Tech	1/16		27	5-8	3-6	2-4	0-3-3	3	1	1	0	0	15
#9 Kansas	1/18		25	2-6	0-4	1-1	1-0-1	0	1	1	0	1	5
at Oklahoma State	1/23		25	3-8	2-3	2-2	0-3-3	3	2	0	0	3	10
Kansas State	1/27		14	2-5	1-2	0-0	0-1-1	1	1	1	0	1	5
Auburn	1/30		24	8-12	3-5	0-0	4-4-8	2	0	0	0	0	19
at #6 Texas	2/2		28	3-5	2-4	0-0	0-1-1	1	3	1	0	1	8
Iowa State	2/23		28	7-15	4-10	4-4	1-1-2	0	0	0	0	1	22
at #17 Kansas	2/27		28	1-8	1-5	0-0	0-2-2	1	1	0	0	0	3
at #6 West Virginia	3/2		20	1-4	0-1	4-4	3-0-3	0	1	1	0	0	6
#17 Oklahoma State	3/4		15	1-3	0-0	1-2	3-3-6	3	1	0	0	1	3
#18 Texas Tech	3/7		23	0-4	0-2	0-0	1-2-3	2	1	1	0	0	0
vs. Kansas State	3/11		21	0-0	0-0	0-0	0-1-1	0	1	0	0	0	0
vs. #12 Oklahoma State	3/12		20	1-8	0-5	2-2	0-3-3	2	2	1	0	0	4
vs. Hartford	3/19		23	4-7	3-5	1-2	3-1-4	1	1	2	0	2	12
vs. Wisconsin	3/21		22	1-3	1-2	3-3	0-0-0	2	0	0	0	1	6
vs. #18 Villanova	3/27		24	4-6	2-3	6-6	0-3-3	1	1	0	0	1	16
vs. #10 Arkansas	3/29		26	2-6	2-2	4-4	0-0-0	3	3	1	1	4	10
vs. #6 Houston	4/3		23	3-6	1-2	0-0	2-1-3	1	1	0	0	0	7
vs. #1 Gonzaga	4/5		21	3-6	3-4	4-4	1-1-2	2	2	1	0	1	13

FLAGLER, Adam

		Field Goals		3-Point		F-Throws		Rebounds				Scoring								
SEASON	TEAM	GP-GS	MIN/AVG	FG-FGA	FG%	3FG-3FGA	3FG%	FT-FTA	FT%	OFF	DEF	TOT	AVG	PF-FO	A	TO	BLK	STL	PTS	AVG
2018-19	Presb	36-36	1104/30.7	196-447	.438	108-280	.386	71-85	.835	27	95	122	3.4	61-0	45	42	9	28	571	15.9
2020-21	Baylor	28-0	637/22.8	84-185	.454	46-106	.434	41-47	.872	25	39	64	2.3	43-0	40	21	1	24	255	9.1
TOTAL FOR Baylor		28-0	637/22.8	84-185	.454	46-106	.434	41-47	.872	25	39	64	2.3	43-0	40	21	1	24	255	9.1
TOTAL		64-36	1741/27.2	280-632	.443	154-386	.399	112-132	.848	52	134	186	2.9	104-0	85	63	10	52	826	12.9



32 — ZACH LOVEDAY

F • 7-0 • 240 • SO. • 1L
GALLIPOLIS, OHIO
(HUNTINGTON PREP)

SEASON/CAREER HIGHS

Points: — 10 vs. Alcorn State (12/30/20)
FG: — 4 vs. UAPB (12/21/20); vs. Alcorn State (12/30/20)
FGA: — 5 vs. UAPB (12/21/20)
3FG: — 1 vs. Kansas State (1/27/21)
3FGA: — 1 vs. Central Arkansas (12/29/20); vs. Kansas State (1/27/21)
FT: — 2 vs. Alcorn State (12/30/20)
FTA: — 2 vs. Alcorn State (12/30/20); vs. Kansas State (1/27/21)
Rebounds: — 4 vs. UAPB (12/21/20)
Assists: — 1 vs. Kansas State (1/27/21)
Turnovers: — 1 vs. Alcorn State (12/30/20)
Blocks: — 2 vs. Alcorn State (12/30/20)
Steals: — 1 vs. Louisiana-Lafayette (11/28/20)
Minutes Played: — 16 vs. UAPB (12/21/20)

MISCELLANEOUS

	20-21	BU RECORD
Double-Figure Points:	1	1-0
2+ Blocks:	1	1-0
Led team in Points:	—	—
Led team in Rebounds:	—	—
Led team in Blocks:	3	3-0
Led team in Bench Points:	—	—

LOVEDAY NOTEBOOK

- Sophomore 7-footer from Ohio, played final two high school seasons at national power Huntington Prep
- Scored in double-figures for first time with 10 points (4-4 FGs) and added 2 blocks in 10 minutes vs. Alcorn State (12/30/20)
- Made career-first 3-pointer and added assist as part of 6-point effort in 5 minutes off bench vs. K-State (1/27/21)
- Posted 8 points and 4 rebounds and 16 minutes off bench vs. UAPB (12/21)
- Ranked No. 51 overall and No. 12 among centers in 2020 signing class by Rivals
- One of five players from 2019-20 Huntington Prep squad to sign with Division I programs
- Father, Billy Loveday, played basketball at Hanover College

2020-21 GAME-BY-GAME

OPPONENT	DATE	GS	MIN	FG	3FG	FT	OR-DR-TR	PF	A	T	B	S	PTS
vs. Louisiana-Lafayette	11/28	4	1-1	0-0	0-0	0-0-0	0	0	0	0	0	1	2
vs. Washington	11/29	2	0-0	0-0	0-0	0-1-1	0	0	0	0	0	0	0
vs. #5 Illinois	12/2		DNP										
SFA	12/9	3	0-0	0-0	0-0	0-1-1	1	0	0	0	0	0	0
at Kansas State	12/19	3	1-1	0-0	0-0	0-2-2	2	0	0	0	0	0	2
Arkansas Pine-Bluff	12/21	16	4-5	0-0	0-0	1-3-4	0	0	0	0	0	0	8
Central Arkansas	12/29	8	0-3	0-1	0-0	0-2-2	0	0	0	0	0	0	0
Alcorn State	12/30	10	4-4	0-0	2-2	0-1-1	4	0	1	2	0	0	10
at Iowa State	1/2		DNP										
Oklahoma	1/6		DNP										
at TCU	1/9		DNP										
at #15 Texas Tech	1/16		DNP										
#9 Kansas	1/18		DNP										
at Oklahoma State	1/23		DNP										
Kansas State	1/27	5	2-3	1-1	1-2	2-0-2	1	1	0	0	0	0	6
Auburn	1/30		DNP										
at #6 Texas	2/2		DNP										
Iowa State	2/23		DNP										
at #17 Kansas	2/27		DNP										
at #6 West Virginia	3/2		DNP										
#17 Oklahoma State	3/4		DNP										
#18 Texas Tech	3/7	1	0-0	0-0	0-0	1-0-1	0	0	0	1	0	0	0
vs. Kansas State	3/11		DNP										
vs. #12 Oklahoma State	3/12		DNP										
vs. Hartford	3/19	2	0-0	0-0	0-0	0-0-0	0	0	0	0	0	0	0
vs. Wisconsin	3/21	1	0-0	0-0	0-0	0-0-0	0	0	0	0	0	0	0
vs. #18 Villanova	3/27		DNP										
vs. #10 Arkansas	3/29		DNP										
vs. #6 Houston	4/3	2	0-0	0-0	0-0	0-0-0	0	0	0	0	0	0	0
vs. #1 Gonzaga	4/5	1	0-0	0-0	0-0	0-0-0	0	0	0	1	0	0	0

LOVEDAY, Zach

		Field Goals		3-Point		F-Throws		Rebounds				Scoring								
SEASON	TEAM	GP-GS	MIN/AVG	FG-FGA	FG%	3FG-3FGA	3FG%	FT-FTA	FT%	OFF	DEF	TOT	AVG	PF-FO	A	TO	BLK	STL	PTS	AVG
2020-21	Baylor	13-0	59/4.6	12-17	.706	1-2	.500	3-4	.750	4	10	14	1.1	8-0	1	1	4	1	28	2.2
TOTAL		13-0	59/4.6	12-17	.706	1-2	.500	3-4	.750	4	10	14	1.1	8-0	1	1	4	1	28	2.2



24 – MATTHEW MAYER

G/F • 6-9 • 225 • SR. • 3L

AUSTIN, TEXAS
(WESTLAKE HS)

SEASON HIGHS

Points: – 19 vs. Oklahoma State (3/4/21)
 FG: – 7 at West Virginia (3/2/21); vs. Oklahoma State (3/4/21)
 FGA: – 13 vs. Oklahoma State (3/4/21)
 3FG: – 3 vs. Auburn (1/30/21); at West Virginia (3/2/21)
 3FGA: – 6 vs. Auburn (1/30/21)
 FT: – 5 vs. Wisconsin (3/21/21)
 FTA: – 7 vs. Oklahoma State (3/4/21)
 Rebounds: – 9 vs. Hartford (3/19/21)
 Assists: – 3, three times
 Turnovers: – 3, three times
 Blocks: – 2 vs. Illinois (12/2/20); vs. SFA (12/9/20)
 Steals: – 4 vs. Central Arkansas (12/29/20); at West Virginia (3/2/21)
 Minutes Played: – 27 at West Virginia (3/2/21)

CAREER HIGHS

Points: – 19 vs. Kansas State (2/25/20); vs. Oklahoma State (3/4/21)
 FG: – 7, three times
 FGA: – 13 vs. Oklahoma State (3/4/21)
 3FG: – 3, three times
 3FGA: – 6 vs. Nicholls (11/16/18); vs. Auburn (1/30/21)
 FT: – 5, five times
 FTA: – 8 at Texas Tech (2/16/19)
 Rebounds: – 9 vs. Hartford (3/19/21)
 Assists: – 4 vs. Texas State (11/15/19)
 Turnovers: – 5 vs. Ole Miss (11/23/18)
 Blocks: – 2, three times
 Steals: – 4, three times
 Minutes Played: – 30 vs. Ole Miss (11/23/18)

MISCELLANEOUS

	20-21	CAREER	BU RECORD
Double-Figure Points:	11	21	17-4
Led team in Points:	1	3	3-0
Led team in Rebounds:	3	5	4-1
Led team in Blocks:	5	8	7-1
Led team in Assists:	–	1	1-0
Led team in Bench Points:	9	26	18-8

MAYER NOTEBOOK


- Senior wing with length, range and quick release, played 93 games off bench over first three seasons at BU
- Scored in double-figures in 21 of 93 games over first three seasons coming off bench, including 11 of 30 games in 2020-21
- Posted 12 points and 4 rebounds in 19 minutes off bench in Final Four win vs. Houston (4/3/21)
- Led team with 17 points, added 6 rebounds and 2 steals in 24 minutes off bench in NCAA 2nd Round win (3/21/21)
- Season-highs of 19 points and 7 rebounds in only 21 minutes off bench vs. No. 17 Oklahoma State (3/4/21)
- Then-season-high 18 points in 27 minutes off bench to lead BU to OT win at No. 6 WVU (3/2/21), clinching Big 12 title
- Recorded career-high 19 points on only 6-of-7 shooting in season-high 20 minutes off bench vs. Kansas State (2/25/20)
- Scored 17 points on just 5-of-9 shooting in 14 minutes off bench as freshman at TCU (1/5/19)
- Posted game-high 18 points in just 18 minutes off bench vs. Nicholls State (11/16/18)
- Four-star recruit from Austin’s Westlake High School, ranked among top-100 recruits nationally in 2018 class
- Helped Westlake to 36-4 record as senior in 2017-18, playing alongside UTEP’s Keonte Kennedy and Texas’ Brock Cunningham
- Committed to Baylor in June 2017, more than a year prior to enrolling at BU

2020-21 GAME-BY-GAME

OPPONENT	DATE	GS	MIN	FG	3FG	FT	OR-DR-TR	PF	A	T	B	S	PTS
vs. Louisiana-Lafayette	11/28	13	4-10	0-1	0-0	2-1-3	0	1	1	0	0	0	8
vs. Washington	11/29	11	2-4	1-2	1-2	2-2-4	1	2	1	0	0	0	6
vs. #5 Illinois	12/2	14	3-6	1-1	0-2	1-6-7	0	0	0	2	1	7	7
SFA	12/9	16	3-6	2-3	2-2	0-0-0	3	1	2	2	2	10	10
at Kansas State	12/19	16	3-8	0-3	2-2	1-4-5	2	1	1	0	0	8	8
Arkansas Pine-Bluff	12/21	19	5-9	1-3	1-2	1-2-3	1	3	1	0	1	12	12
Central Arkansas	12/29	14	4-6	2-3	3-4	0-1-1	2	0	0	1	4	13	13
Alcorn State	12/30	16	5-7	2-3	2-2	3-2-5	1	1	0	0	1	14	14
at Iowa State	1/2	14	2-3	0-0	2-4	0-4-4	0	0	1	0	2	6	6
Oklahoma	1/6	21	6-10	2-4	2-2	1-5-6	2	3	1	0	1	16	16
at TCU	1/9	15	1-1	0-0	0-0	0-2-2	2	3	1	1	0	2	2
at #15 Texas Tech	1/16	12	1-4	1-3	1-2	1-2-3	0	0	0	0	0	4	4
#9 Kansas	1/18	11	0-2	0-0	0-0	1-2-3	1	0	1	0	1	0	0
at Oklahoma State	1/23	10	2-8	0-3	1-2	2-5-7	2	0	3	0	2	5	5
Kansas State	1/27	15	4-7	2-3	0-1	1-2-3	4	2	1	0	2	10	10
Auburn	1/30	15	5-9	3-6	0-2	2-4-6	2	2	2	0	1	13	13
at #6 Texas	2/2	16	3-3	1-1	0-0	0-3-3	2	0	3	0	3	7	7
Iowa State	2/23	15	1-2	0-0	0-0	1-2-3	0	1	2	0	0	2	2
at #17 Kansas	2/27	5	0-1	0-1	0-2	0-1-1	3	0	0	0	0	0	0
at #6 West Virginia	3/2	27	7-12	3-5	1-1	2-3-5	2	0	2	0	4	18	18
#17 Oklahoma State	3/4	21	7-13	1-4	4-7	2-5-7	0	1	1	0	0	19	19
#18 Texas Tech	3/7	14	1-5	0-2	1-2	0-1-1	4	1	3	0	0	3	3
vs. Kansas State	3/11	15	1-3	1-2	0-0	0-3-3	0	0	1	1	0	3	3
vs. #12 Oklahoma State	3/12	12	2-6	1-4	0-0	0-0-0	1	2	1	0	2	5	5
vs. Hartford	3/19	21	3-7	1-2	1-2	2-7-9	1	2	1	1	2	8	8
vs. Wisconsin	3/21	24	5-12	2-5	5-6	1-5-6	0	1	0	0	2	17	17
vs. #18 Villanova	3/27	12	3-6	0-3	0-0	1-2-3	1	0	0	0	1	6	6
vs. #10 Arkansas	3/29	21	3-6	1-3	0-0	1-2-3	3	1	2	0	3	7	7
vs. #6 Houston	4/3	19	5-10	2-5	0-0	2-2-4	3	0	2	0	0	12	12
vs. #1 Gonzaga	4/5	16	1-2	0-1	0-0	0-2-2	1	1	1	0	1	2	2

MAYER, Matthew

SEASON	TEAM	Field Goals		3-Point		F-Throws		Rebounds				Scoring								
		GP-GS	MIN/AVG	FG-FGA	FG%	3FG-3FGA	3FG%	FT-FTA	FT%	OFF	DEF	TOT	AVG	PF-FO	A	TO	BLK	STL	PTS	AVG
2018-19	Baylor	33-0	389/11.8	51-154	.331	20-65	.308	31-47	.660	24	42	66	2.0	34-0	26	25	8	17	153	4.6
2019-20	Baylor	30-0	349/11.6	54-128	.422	17-45	.378	20-29	.690	18	39	57	1.9	30-0	23	21	4	15	145	4.8
2020-21	Baylor	30-0	469/15.6	92-188	.489	30-76	.395	29-49	.592	30	82	112	3.7	44-0	29	35	8	36	243	8.1
TOTAL		93-0	1207/13.0	197-470	.419	67-186	.360	80-125	.640	72	163	235	2.5	108-0	78	81	20	68	541	5.8



1 – JEREMY SOCHAN

F • 6-9 • 230 • FR. • HS
MILTON KEYNES, ENGLAND
(ORANGE ACADEMY – GERMANY)

SEASON/CAREER HIGHS

- Points: –
- FG: –
- FGA: –
- 3FG: –
- 3FGA: –
- FT: –
- FTA: –
- Rebounds: –
- Assists: –
- Turnovers: –
- Blocks: –
- Steals: –
- Minutes Played: –

MISCELLANEOUS

	21-22	BU RECORD
Double-Figure Points:	–	–
5+ Assists:	–	–
Led team in Points:	–	–
Led team in Rebounds:	–	–
Led team in Assists:	–	–
Led team in Bench Points:	–	–

SOCHAN NOTEBOOK

- True freshman from England, played final high school season at Orange Academy in Germany
- 4-star recruit, ranked No. 40 nationally and No. 11 at PF in Class of 2021 by 247Sports
- Became youngest player in Polish National Team history during 2022 EuroBasket qualification
- Scored 18 points as 17-year-old in Poland senior national team debut, an 81-80 win over Romania
- Played junior year of high school at La Lumiere in La Porte, Ind.

2021-22 GAME-BY-GAME

OPPONENT	DATE	GS	MIN	FG	3FG	FT	OR-DR-TR	PF	A	T	B	S	PTS
Incarnate Word	11/12												
Nicholls State	11/15												
Central Arkansas	11/17												
Stanford	11/20												
vs. Arizona State	11/24												
vs. TBD	11/25												
vs. TBD	11/26												
Arkansas Pine-Bluff	12/4												
Villanova	12/12												
at Oregon	12/18												
Alcorn State	12/20												
Northwestern State	12/28												
at Iowa State	1/1												
Oklahoma	1/4												
at TCU	1/8												
Texas Tech	1/11												
Oklahoma State	1/15												
at West Virginia	1/18												
at Oklahoma	1/22												
Kansas State	1/25												
at Alabama	1/29												
West Virginia	1/31												
at Kansas	2/5												
at Kansas State	2/9												
Texas	2/12												
at Texas Tech	2/16												
TCU	2/19												
at Oklahoma State	2/21												
Kansas	2/26												
at Texas	2/28												
Iowa State	3/5												

SOCHAN'S CAREER STATS																	
YEAR	GP-GS	MIN-AVG	FG-A	PCT	3FG-A	PCT	FT-A	PCT	OFF-DEF-TOT	AVG	PF-D	A	TO	B	S	TP	AVG
2021-22 (FR.)																	
CAREER																	



23 – JONATHAN TCHAMWA TCHATCHOUA

F • 6-8 • 250 • JR. • 1L
DOUALA, CAMEROON
(NBA GLOBAL ACADEMY – AUSTRALIA / UNLV)

SEASON HIGHS

Points: – 13, three times
FG: – 6 at Kansas State (12/19/20); vs. Central Arkansas (12/29/20)
FGA: – 10 at Kansas State (12/19/20)
3FG: –
3FGA: –
FT: – 5 vs. Illinois (12/2/20); vs. Houston (4/3/21)
FTA: – 6 vs. Illinois (12/2/20); vs. Houston (4/3/21)
Rebounds: – 11 vs. Central Arkansas (12/29/20)
Assists: – 1, 12 times
Turnovers: – 3 at Iowa State (1/2/21); vs. Oklahoma State (3/12/21)
Blocks: – 4 at Oklahoma State (1/23/21)
Steals: – 2, five times
Minutes Played: – 27 vs. Oklahoma State (3/12/21)

CAREER HIGHS

Points: – 13, four times
FG: – 6 at Kansas State (12/19/20); vs. Central Arkansas (12/29/20)
FGA: – 10 at Kansas State (12/19/20)
3FG: –
3FGA: – 1, three times
FT: – 9 vs. Colorado State (1/2/19)
FTA: – 10 vs. Colorado State (1/2/19)
Rebounds: – 12 vs. Colorado State (1/2/19)
Assists: – 2 vs. Indiana State (12/23/18)
Turnovers: – 4 vs. New Mexico (1/8/19)
Blocks: – 4 at Oklahoma State (1/23/21)
Steals: – 2, seven times
Minutes Played: – 40 vs. BYU (12/15/18)

MISCELLANEOUS

	20-21	BU RECORD
Double-Figure Points:	6	6-0
Double-Figure Rebounds:	2	2-0
Double-Doubles:	1	1-0
2+ Blocks:	4	4-0
Led team in Points:	–	–
Led team in Rebounds:	9	9-0
Led team in Blocks:	8	8-0
Led team in Bench Points:	7	6-1

TCHAMWA TCHATCHOUA NOTEBOOK

- Fourth-year junior big man with tremendous athleticism, extremely coachable; splits time with Flo Thamba at 5-spot
- Coaches refer to him as “Everyday Jon,” because they know he’s going to be the same energy-giving person every day
- Transferred to Baylor after playing one year at UNLV, sat out 2019-20 season and participated on BU practice squad
- Scored 49% of his field goals on dunks (36 of 74) over 29 games off bench in first season at Baylor
- Had 11 points and 6 rebounds in 21 minutes of Final Four win vs. Houston (4/3/21), highest-scoring game since Dec. 29, 2020
- Blocked 17 shots in last 21 games (0.8 bpg) after recording 2 blocks over season’s first 8 games (0.3 bpg)
- Posted 8 points, 6 rebounds and 1 block in 24 minutes of Elite 8 win vs. Arkansas (3/29/21)
- 2nd career double-double with 13 points and career-high 11 boards vs. Central Arkansas (12/29/20)
- Matched career-high with 13 points (all in first half), including 3 alley-oop dunks in 24 minutes off bench at K-State (12/19/20)
- Scored career-high 13 points and added team-high 6 rebounds in 21 minutes off bench vs. SFA (12/9/20)
- Posted 9 points and 9 rebounds in 24 minutes off bench in win over No. 5 Illinois (12/2/20)
- Played 31 games (11 starts) as freshman at UNLV, averaging 3.4 PPG, 3.5 RPG, 0.7 BPG in 13.3 MPG
- Recorded career-first double-double with 13 points and 12 rebounds in 16 minutes vs. Colorado State (1/2/19) while at UNLV
- Played 40 minutes in overtime win in first collegiate start vs. BYU (12/15/18) while at UNLV
- Born in Cameroon, moved to Australia and played at NBA Global Academy for final two high school seasons

2020-21 GAME-BY-GAME

OPPONENT	DATE	GS	MIN	FG	3FG	FT	OR-DR-TR	PF	A	T	B	S	PTS
vs. Louisiana-Lafayette	11/28		16	2-5	0-0	2-2	1-6-7	3	0	2	0	0	6
vs. Washington	11/29		19	5-9	0-0	2-2	4-5-9	2	1	1	1	0	12
vs. #5 Illinois	12/2		24	2-4	0-0	5-6	6-3-9	4	0	1	0	0	9
SFA	12/9		21	5-6	0-0	3-4	1-5-6	3	0	0	1	0	13
at Kansas State	12/19		24	6-10	0-0	1-2	3-1-4	2	1	0	0	2	13
Arkansas Pine-Bluff	12/21		18	5-8	0-0	0-0	4-4-8	4	1	0	0	0	10
Central Arkansas	12/29		21	6-6	0-0	1-2	1-10-11	0	0	1	0	0	13
Alcorn State	12/30		18	3-5	0-0	0-1	3-5-8	0	0	1	0	0	6
at Iowa State	1/2		26	2-2	0-0	3-3	2-8-10	1	0	3	2	0	7
Oklahoma	1/6		24	2-3	0-0	2-2	1-3-4	2	0	2	1	0	6
at TCU	1/9		20	2-6	0-0	0-0	2-1-3	3	1	1	1	1	4
at #15 Texas Tech	1/16		17	2-7	0-0	3-4	3-2-5	0	0	0	0	0	7
#9 Kansas	1/18		23	4-5	0-0	0-0	2-3-5	3	0	2	2	1	8
at Oklahoma State	1/23		17	2-4	0-0	0-0	1-3-4	1	0	2	4	0	4
Kansas State	1/27		14	3-4	0-0	1-2	2-1-3	4	1	1	0	0	7
Auburn	1/30		21	2-4	0-0	2-3	3-3-6	1	1	0	3	1	6
at #6 Texas	2/2		26	1-2	0-0	0-0	0-6-6	2	0	0	0	1	2
Iowa State	2/23						DNP						
at #17 Kansas	2/27		11	1-3	0-0	0-0	0-0-0	2	0	0	0	0	2
at #6 West Virginia	3/2		17	2-3	0-0	0-0	1-0-1	4	0	0	0	2	4
#17 Oklahoma State	3/4		24	1-2	0-0	0-0	0-2-2	1	0	2	1	2	2
#18 Texas Tech	3/7		17	2-4	0-0	0-0	1-2-3	2	1	1	0	2	4
vs. Kansas State	3/11		12	1-1	0-0	0-0	0-3-3	4	0	2	1	0	2
vs. #12 Oklahoma State	3/12		27	2-4	0-0	2-2	5-1-6	2	1	3	1	0	6
vs. Hartford	3/19		16	2-7	0-0	0-0	1-2-3	2	1	1	0	1	4
vs. Wisconsin	3/21		10	1-2	0-0	0-0	0-1-1	3	1	0	0	0	2
vs. #18 Villanova	3/27		15	1-4	0-0	0-0	2-1-3	1	1	0	0	0	2
vs. #10 Arkansas	3/29		24	3-3	0-0	2-3	3-3-6	2	0	1	1	0	8
vs. #6 Houston	4/3		21	3-5	0-0	5-6	4-2-6	1	1	0	0	0	11
vs. #1 Gonzaga	4/5		15	3-4	0-0	0-0	1-1-2	4	1	0	0	2	6

TCHAMWA TCHATCHOUA, Jonathan

		Field Goals		3-Point		F-Throws		Rebounds				Scoring								
SEASON	TEAM	GP-GS	MIN/AVG	FG-FGA	FG%	3FG-3FGA	3FG%	FT-FTA	FT%	OFF	DEF	TOT	AVG	PF-FO	A	TO	BLK	STL	PTS	AVG
2018-19	UNLV	31-11	410/13.2	38-80	.475	0-3	.000	30-44	.682	57	50	107	3.5	68-0	6	25	21	7	106	3.4
2020-21	Baylor	29-0	556/19.2	76-132	.576	0-0	.000	34-44	.773	57	87	144	5.0	63-0	13	27	19	15	186	6.4
TOTAL FOR Baylor		29-0	556/19.2	76-132	.576	0-0	.000	34-44	.773	57	87	144	5.0	63-0	13	27	19	15	186	6.4
TOTAL		60-11	966/16.1	114-212	.538	0-3	.000	64-88	.727	114	137	251	4.2	131-0	19	52	40	22	292	4.9



0 — FLO THAMBA

F • 6-10 • 250 • SR. • 3L
KINSHASA, CONGO
(MOUNTAIN MISSION SCHOOL)

SEASON HIGHS

Points: — 10 at Iowa State (1/2/21)
FG: — 4 at Kansas (2/27/21)
FGA: — 5 vs. Iowa State (2/23/21); vs. Villanova (3/27/21)
3FG: —
3FGA: —
FT: — 4 vs. Alcorn State (12/30/20); at Iowa State (1/2/21)
FTA: — 5 vs. Alcorn State (12/30/20); at Iowa State (1/2/21)
Rebounds: — 11 vs. Auburn (1/30/21)
Assists: — 1, four times
Turnovers: — 3 at Kansas State (12/19/20)
Blocks: — 3 vs. Kansas State (1/27/21); vs. Oklahoma State (3/12/21)
Steals: — 1, six times
Minutes Played: — 21 vs. K-State (1/27/21); vs. Hartford (3/19/21)

CAREER HIGHS

Points: — 11 vs. UT Martin (12/18/19)
FG: — 4 vs. UT Martin (12/18/19); at Kansas (2/27/21)
FGA: — 5, three times
3FG: —
3FGA: —
FT: — 4 vs. Alcorn State (12/30/20); at Iowa State (1/2/21)
FTA: — 6 vs. UT Martin (12/18/19)
Rebounds: — 11 vs. Auburn (1/30/21)
Assists: — 3 vs. TCU (2/2/19)
Turnovers: — 3 at Kansas State (12/19/20)
Blocks: — 4 vs. UT Martin (12/18/19)
Steals: — 1, 13 times
Minutes Played: — 21, four times

MISCELLANEOUS

	20-21	CAREER	BU RECORD
Double-Figure Points:	1	2	2-0
Double-Figure Rebounds:	1	1	1-0
Double-Doubles:	—	—	—
2+ Blocks:	2	10	8-2
Led team in Points:	—	—	—
Led team in Rebounds:	2	3	3-0
Led team in Blocks:	9	17	14-3
Led team in Bench Points:	—	3	2-1

THAMBA NOTEBOOK


- Senior with 7-foot-5 wingspan, originally from Kinshasa, Congo; splits time with Jonathan Tchamwa Tchatchoua at 5-spot
- Started all 30 games during 2020-21 national championship season after not starting any games in first two seasons (12 DNPs)
- Had more points & rebounds last season (109 pts, 119 rebs) than first two seasons combined (101 pts, 114 rebs)
- Grabbed career-high 11 rebounds in just 17 minutes of win vs. Auburn (1/30/21)
- Posted season-high 10 points in just 13 minutes of win at Iowa State (1/2/21)
- Made pair of clutch free throws to give Bears 1-point lead with 4:55 left in comeback win at Oklahoma State (1/18/20)
- Recorded career-highs with 11 points (4-4 FGs), 8 rebounds, 4 blocks and 21 minutes vs. UT Martin (12/18/19)
- Played off bench in 19 of team's 30 games as sophomore in 2019-20
- Came off bench in 33 of team's 34 games as freshman in 2018-19, including 15 games with double-digit minutes
- Born in Congo, lived in England, France and South Africa, emigrated to United States in 2014
- Averaged 14.0 points, 10.0 rebounds and 1.5 blocks as senior at Mountain Mission School in Grundy, Va.
- Late addition to 2018 signing class, ranked No. 243 overall and No. 34 center by 247Sports

2020-21 GAME-BY-GAME

OPPONENT	DATE	GS	MIN	FG	3FG	FT	OR-DR-TR	PF	A	T	B	S	PTS
vs. Louisiana-Lafayette	11/28	*	20	2-4	0-0	2-4	5-2-7	2	0	1	0	0	6
vs. Washington	11/29	*	15	0-1	0-0	0-2	1-1-2	2	0	0	1	0	0
vs. #5 Illinois	12/2	*	13	2-2	0-0	0-3	0-0-0	3	0	0	0	0	4
SFA	12/9	*	11	1-1	0-0	2-2	1-0-1	4	0	1	0	0	4
at Kansas State	12/19	*	18	1-1	0-0	1-2	6-1-7	2	1	3	0	0	3
Arkansas Pine-Bluff	12/21	*	16	2-3	0-0	0-0	2-6-8	1	1	1	1	1	4
Central Arkansas	12/29	*	14	1-1	0-0	0-0	0-6-6	0	0	0	1	0	2
Alcorn State	12/30	*	16	2-3	0-0	4-5	2-4-6	3	0	0	1	0	8
at Iowa State	1/2	*	13	3-3	0-0	4-5	1-3-4	3	0	0	0	0	10
Oklahoma	1/6	*	13	1-2	0-0	0-0	4-2-6	3	0	0	1	0	2
at TCU	1/9	*	16	1-1	0-0	0-2	1-6-7	3	0	0	1	1	2
at #15 Texas Tech	1/16	*	13	0-1	0-0	0-0	1-0-1	3	0	0	0	0	0
#9 Kansas	1/18	*	14	3-3	0-0	1-2	3-1-4	3	0	1	0	0	7
at Oklahoma State	1/23	*	9	0-0	0-0	2-2	0-1-1	4	0	1	0	0	2
Kansas State	1/27	*	21	1-2	0-0	2-2	3-3-6	1	0	0	3	0	4
Auburn	1/30	*	17	0-4	0-0	0-0	4-7-11	2	1	0	1	0	0
at #6 Texas	2/2	*	10	1-3	0-0	0-0	0-2-2	2	0	1	1	0	2
Iowa State	2/23	*	18	3-5	0-0	1-2	1-2-3	3	0	2	1	0	7
at #17 Kansas	2/27	*	20	4-4	0-0	1-1	2-2-4	3	0	0	1	0	9
at #6 West Virginia	3/2	*	12	1-1	0-0	1-2	0-2-2	3	0	1	0	0	3
#17 Oklahoma State	3/4	*	8	0-1	0-0	0-0	0-1-1	3	0	1	0	1	0
#18 Texas Tech	3/7	*	9	0-0	0-0	0-0	0-0-0	3	1	1	0	0	0
vs. Kansas State	3/11	*	20	1-2	0-0	0-0	0-2-2	3	0	2	1	0	2
vs. #12 Oklahoma State	3/12	*	12	1-2	0-0	2-2	3-2-5	4	0	0	3	0	4
vs. Hartford	3/19	*	21	2-4	0-0	1-2	2-2-4	1	0	0	1	1	5
vs. Wisconsin	3/21	*	17	1-4	0-0	2-2	2-1-3	1	0	0	0	0	4
vs. #18 Villanova	3/27	*	19	2-5	0-0	0-0	2-0-2	3	0	0	1	1	4
vs. #10 Arkansas	3/29	*	13	2-3	0-0	0-0	2-2-4	1	1	0	0	0	4
vs. #6 Houston	4/3	*	16	2-2	0-0	0-0	1-3-4	2	0	2	0	1	4
vs. #1 Gonzaga	4/5	*	16	0-3	0-0	3-4	3-3-6	5	0	1	1	0	3

THAMBA, Flo

		Field Goals		3-Point		F-Throws		Rebounds				Scoring								
SEASON	TEAM	GP-GS	MIN/AVG	FG-FGA	FG%	3FG-3FGA	3FG%	FT-FTA	FT%	OFF	DEF	TOT	AVG	PF-FO	A	TO	BLK	STL	PTS	AVG
2018-19	Baylor	33-0	330/10.0	21-39	.538	0-0	.000	16-30	.533	31	41	72	2.2	57-1	11	24	21	6	58	1.8
2019-20	Baylor	19-0	172/9.1	13-27	.481	0-0	.000	17-30	.567	14	28	42	2.2	33-1	2	7	13	1	43	2.3
2020-21	Baylor	30-30	449/15.0	40-71	.563	0-0	.000	29-47	.617	52	67	119	4.0	76-1	5	19	20	6	109	3.6
TOTAL		82-30	952/11.6	74-137	.540	0-0	.000	62-107	.579	97	136	233	2.8	166-3	18	50	54	13	210	2.6



5 — JORDAN TURNER

G/F • 6-8 • 195 • SO. • 1L
HOUSTON, TEXAS
(SUNRISE CHRISTIAN – KS)

SEASON/CAREER HIGHS

Points: – 10 vs. Alcorn State (12/30/20)
FG: – 3 vs. Alcorn State (12/30/20)
FGA: – 5 vs. UAPB (12/21/20)
3FG: – 3 vs. Alcorn State (12/30/20)
3FGA: – 3 vs. UAPB (12/21/20); vs. Alcorn State (12/30/20)
FT: – 4 vs. UAPB (12/21/20)
FTA: – 4 vs. UAPB (12/21/20)
Rebounds: – 4 vs. UAPB (12/21/20)
Assists: – 2 vs. UAPB (12/21/20)
Steals: –
Blocks: –
Turnovers: – 1 vs. SFA (12/9/20); vs. Kansas State (1/27/21)
Minutes Played: – 14 vs. UAPB (12/21/20)

MISCELLANEOUS

	20-21	BU RECORD
Double-Figure Points:	1	1-0
Double-Figure Rebounds:	–	–
Double-Doubles:	–	–
2+ Blocks:	–	–
Led team in Points:	–	–
Led team in Rebounds:	–	–
Led team in Blocks:	–	–
Led team in Assists:	–	–

TURNER NOTEBOOK

- Third-year sophomore wing from Houston, attended Sunrise Christian in Bel Aire, Kan. for final 2 prep seasons
- Elected to take voluntary redshirt and participate on practice squad during 2019-20 season
- Combined for 20 points and 15 rebounds in 47 minutes over final 9 games played last season (5-of-8 from 3-point range)
- Posted career-high 10 points (3-3 3FGs), added 3 rebounds in 8 minutes off bench vs. Alcorn State (12/30/20)
- Scored career-first points with 7 points and 4 rebounds in season-high 14 minutes off bench vs. UAPB (12/21/20)
- Played first two collegiate games in Bears’ trip to Las Vegas, seeing 2 minutes of late-game action in both games
- Ranked No. 11 recruit in Texas and No. 24 SF nationally in 2019 signing class by ESPN
- Played first two prep seasons at Global Learning Village in Houston
- Twin brother, Jalyn, is junior on Central Oklahoma basketball squad

2020-21 GAME-BY-GAME

OPPONENT	DATE	GS	MIN	FG	3FG	FT	OR-DR-TR	PF	A	T	B	S	PTS
vs. Louisiana-Lafayette	11/28		2	0-0	0-0	0-0	0-0-0	0	0	0	0	0	0
vs. Washington	11/29		2	0-0	0-0	0-0	0-0-0	0	0	0	0	0	0
vs. #5 Illinois	12/2			DNP									
SFA	12/9		4	0-1	0-0	0-0	0-0-0	1	0	1	0	0	0
at Kansas State	12/19			DNP									
Arkansas Pine-Bluff	12/21		14	1-5	1-3	4-4	1-3-4	2	2	0	0	0	7
Central Arkansas	12/29		7	1-3	1-2	0-0	1-2-3	1	0	0	0	0	3
Alcorn State	12/30		8	3-4	3-3	1-2	1-2-3	5	1	0	0	0	10
at Iowa State	1/2			DNP									
Oklahoma	1/6			DNP									
at TCU	1/9			DNP									
at #15 Texas Tech	1/16			DNP									
#9 Kansas	1/18			DNP									
at Oklahoma State	1/23			DNP									
Kansas State	1/27		8	0-3	0-0	0-0	1-2-3	2	0	1	0	0	0
Auburn	1/30			DNP									
at #6 Texas	2/2			DNP									
Iowa State	2/23			DNP									
at #17 Kansas	2/27			DNP									
at #6 West Virginia	3/2			DNP									
#17 Oklahoma State	3/4			DNP									
#18 Texas Tech	3/7		2	0-1	0-0	0-0	0-0-0	0	0	0	0	0	0
vs. Kansas State	3/11			DNP									
vs. #12 Oklahoma State	3/12			DNP									
vs. Hartford	3/19		4	0-2	0-0	0-0	1-1-2	0	0	0	0	0	0
vs. Wisconsin	3/21		1	0-0	0-0	0-0	0-0-0	0	0	0	0	0	0
vs. #18 Villanova	3/27			DNP									
vs. #10 Arkansas	3/29			DNP									
vs. #6 Houston	4/3		2	0-0	0-0	0-0	0-0-0	0	0	0	0	0	0
vs. #1 Gonzaga	4/5		1	0-0	0-0	0-0	0-0-0	0	0	0	0	0	0

TURNER, Jordan

		Field Goals		3-Point		F-Throws		Rebounds				Scoring								
SEASON	TEAM	GP-GS	MIN/AVG	FG-FGA	FG%	3FG-3FGA	3FG%	FT-FTA	FT%	OFF	DEF	TOT	AVG	PF-FO	A	TO	BLK	STL	PTS	AVG
2020-21	Baylor	12-0	54/4.5	5-19	.263	5-8	.625	5-6	.833	5	10	15	1.3	11-1	3	2	0	0	20	1.7
TOTAL		12-0	54/4.5	5-19	.263	5-8	.625	5-6	.833	5	10	15	1.3	11-1	3	2	0	0	20	1.7



2020-21 Baylor Men's Basketball
Combined Team Statistics
All games

Game Records

Record	Overall	Home	Away	Neutral
ALL GAMES	28-2	11-0	7-1	10-1
CONFERENCE	13-1	6-0	7-1	0-0
NON-CONFERENCE	15-1	5-0	0-0	10-1

Score by Periods

Team	1st	2nd	OT	TOT
Baylor	1196	1278	13	2487
Opponents	882	1074	8	1964

Team Box Score

No.	Player				Total		3-Point		F-Throw		Rebounds											
		GP-GS	MIN	AVG	FG-FGA	FG%	3FG-FGA	3FG%	FT-FTA	FT%	OFF	DEF	TOT	AVG	PF	DQ	A	TO	BLK	STL	PTS	AVG
12	BUTLER, Jared	30-30	911:29	30.4	177-376	.471	77-185	.416	71-91	.780	13	86	99	3.3	73	3	144	85	11	59	502	16.7
31	TEAGUE, MacCio	30-30	953:51	31.8	176-368	.478	60-152	.395	64-77	.831	40	79	119	4.0	26	0	50	32	11	24	476	15.9
45	MITCHELL, Davion	30-30	989:52	33.0	158-309	.511	63-141	.447	41-64	.641	14	66	80	2.7	71	0	165	73	11	57	420	14.0
10	FLAGLER, Adam	28-0	637:23	22.8	84-185	.454	46-106	.434	41-47	.872	25	39	64	2.3	43	0	40	21	1	24	255	9.1
24	MAYER, Matthew	30-0	469:24	15.6	92-188	.489	30-76	.395	29-49	.592	30	82	112	3.7	44	0	29	35	8	36	243	8.1
23	TCHAMWA TCHATCHOUA, Jonathan	29-0	555:33	19.2	76-132	.576	0-0	.000	34-44	.773	57	87	144	5.0	63	0	13	27	19	15	186	6.4
11	VITAL, Mark	30-30	702:11	23.4	70-145	.483	0-6	.000	27-54	.500	88	112	200	6.7	84	2	41	27	26	33	167	5.6
0	THAMBA, Flo	30-30	449:17	15.0	40-71	.563	0-0	.000	29-47	.617	52	67	119	4.0	76	1	5	19	20	6	109	3.6
4	CRYER, LJ	20-0	197:26	9.9	21-55	.382	16-44	.364	9-14	.643	3	8	11	0.6	7	0	15	9	0	10	67	3.4
32	LOVEDAY, Zach	13-0	59:26	4.6	12-17	.706	1-2	.500	3-4	.750	4	10	14	1.1	8	0	1	4	1	28	2.2	
5	TURNER, Jordan	12-0	53:31	4.5	5-19	.263	5-8	.625	5-6	.833	5	10	15	1.3	11	1	3	2	0	20	1.7	
35	PATERSON, Mark	12-0	22:23	1.9	6-11	.545	1-1	1.000	1-2	.500	4	4	8	0.7	6	0	0	1	0	2	14	1.2
13	MOFFATT, Jackson	12-0	23:16	1.9	0-10	.000	0-3	.000	0-1	.000	2	4	6	0.5	1	0	1	2	0	0	0	0.0
Team											46	42	88				11					
Total		30	6025		917-1886	.486	299-724	.413	354-500	.708	383	696	1079	36.0	513	7	507	345	111	267	2487	82.9
Opponents		30	6025		711-1642	.433	185-563	.329	357-514	.695	307	644	951	31.7	493	12	368	510	123	167	1964	65.5

Team Statistics

	BAYLOR	OPP
Scoring	2487	1964
Points per game	82.9	65.5
Scoring margin	+17.4	-
Field goals-att	917-1886	711-1642
Field goal pct	.486	.433
3 point fg-att	299-724	185-563
3-point FG pct	.413	.329
3-pt FG made per game	10.0	6.2
Free throws-att	354-500	357-514
Free throw pct	.708	.695
F-Throws made per game	11.8	11.9
Rebounds	1079	951
Rebounds per game	36.0	31.7
Rebounding margin	+4.3	-
Assists	507	368
Assists per game	16.9	12.3
Turnovers	345	510
Turnovers per game	11.5	17.0
Turnover margin	+5.5	-
Assist/turnover ratio	1.5	0.7
Steals	267	167
Steals per game	8.9	5.6
Blocks	111	123
Blocks per game	3.7	4.1
Winning streak	6	-
Home win streak	11	-
Attendance	23500	19589
Home games-Avg/Game	11-2136	8-2449
Neutral site-Avg/Game	-	11-1831

Team Results

Date	Opponent	Score	Att.
11/28/2020	vs Louisiana	W 112-82	0
11/29/2020	vs Washington	W 86-52	0
12/02/2020	vs Illinois	W 82-69	0
12/09/2020	SFA	W 83-52	2350
12/19/2020	at Kansas St.	W 100-69	848
12/21/2020	Ark.-Pine Bluff	W 99-42	2350
12/29/2020	Central Ark.	W 93-56	0
12/30/2020	Alcorn	W 105-76	2350
01/02/2021	at Iowa St.	W 76-65	1318
01/06/2021	Oklahoma	W 76-61	2350
01/09/2021	at TCU	W 67-49	1891
01/16/2021	at Texas Tech	W 68-60	4250
01/18/2021	Kansas	W 77-69	2350
01/23/2021	at Oklahoma St.	W 81-66	3350
01/27/2021	Kansas St.	W 107-59	2350
01/30/2021	Auburn	W 84-72	2350
02/02/2021	at Texas	W 83-69	2532
02/23/2021	Iowa St.	W 77-72	2350
02/27/2021	at Kansas	L 58-71	2600
03/02/2021	at West Virginia	Wot 94-89	2800
03/04/2021	Oklahoma St.	W 81-70	2350
03/07/2021	Texas Tech	W 88-73	2350
03/11/2021	vs Kansas St.	W 74-68	3491
03/12/2021	vs Oklahoma St.	L 74-83	3298
03/19/2021	vs Hartford	W 79-55	5837
03/21/2021	vs Wisconsin	W 76-63	0
03/27/2021	vs Villanova	W 62-51	0
03/29/2021	vs Arkansas	W 81-72	7519
04/03/2021	vs Houston	W 78-59	0
04/05/2021	vs Gonzaga	W 86-70	0

2020-21 BIG 12 STATISTICS



**2020-21 Baylor Men's Basketball
Combined Team Statistics
In Conference games**

Game Records

Record	Overall	Home	Away	Neutral
ALL GAMES	13-1	6-0	7-1	0-0
CONFERENCE	13-1	6-0	7-1	0-0
NON-CONFERENCE	0-0	0-0	0-0	0-0

Score by Periods

Team	1st	2nd	OT	TOT
Baylor	528	592	13	1133
Opponents	418	516	8	942

Team Box Score

No.	Player				Total		3-Point		F-Throw		Rebounds											
		GP-GS	MIN	AVG	FG-FGA	FG%	3FG-FGA	3FG%	FT-FTA	FT%	OFF	DEF	TOT	AVG	PF	DQ	A	TO	BLK	STL	PTS	AVG
12	BUTLER, Jared	14-14	447:29	32.0	87-173	.503	43-96	.448	35-47	.745	6	42	48	3.4	40	3	70	45	5	32	252	18.0
31	TEAGUE, MaCio	14-14	463:08	33.1	82-173	.474	32-73	.438	29-36	.806	19	42	61	4.4	15	0	26	19	5	15	225	16.1
45	MITCHELL, Davion	14-14	487:21	34.8	80-160	.500	35-78	.449	20-30	.667	5	27	32	2.3	37	0	63	35	3	23	215	15.4
24	MAYER, Matthew	14-0	212:34	15.2	38-79	.481	10-29	.345	14-25	.560	12	41	53	3.8	24	0	12	20	1	15	100	7.1
10	FLAGLER, Adam	13-0	289:38	22.3	31-80	.388	16-46	.348	14-18	.778	9	17	26	2.0	19	0	14	10	0	9	92	7.1
11	VITAL, Mark	14-14	362:57	25.9	39-68	.574	0-1	.000	18-39	.462	41	59	100	7.1	38	0	17	11	14	16	96	6.9
23	TCHAMWA TCHATCHOUA, Jonathan	13-0	259:06	19.9	30-55	.545	0-0	.000	10-13	.769	18	32	50	3.8	27	0	4	14	11	11	70	5.4
0	THAMBA, Flo	14-14	193:40	13.8	19-27	.704	0-0	.000	13-21	.619	22	26	48	3.4	39	0	2	11	8	2	51	3.6
32	LOVEDAY, Zach	3-0	09:46	3.3	3-4	.750	1-1	1.000	1-2	.500	3	2	5	1.7	3	0	1	0	1	0	8	2.7
4	CRYER, LJ	9-0	76:16	8.5	7-17	.412	5-13	.385	0-0	.000	0	4	4	0.4	1	0	5	3	0	3	19	2.1
35	PATERSON, Mark	3-0	06:58	2.3	2-3	.667	0-0	.000	1-2	.500	2	2	4	1.3	2	0	0	0	0	0	5	1.7
5	TURNER, Jordan	2-0	10:08	5.1	0-4	.000	0-0	.000	0-0	.000	1	2	3	1.5	2	0	0	1	0	0	0	0.0
13	MOFFATT, Jackson	3-0	05:59	2.0	0-2	.000	0-1	.000	0-0	.000	1	1	2	0.7	0	0	0	2	0	0	0	0.0
Team											27	19	46				5					
Total		14	2825		418-845	.495	142-338	.420	155-233	.665	166	316	482	34.4	247	3	214	176	48	126	1133	80.9
Opponents		14	2825		342-766	.446	95-272	.349	163-238	.685	148	298	446	31.9	236	5	176	228	55	88	942	67.3

Team Statistics

	BAYLOR	OPP
Scoring	1133	942
Points per game	80.9	67.3
Scoring margin	+13.6	-
Field goals-att	418-845	342-766
Field goal pct	.495	.446
3 point fg-att	142-338	95-272
3-point FG pct	.420	.349
3-pt FG made per game	10.1	6.8
Free throws-att	155-233	163-238
Free throw pct	.665	.685
F-Throws made per game	11.1	11.6
Rebounds	482	446
Rebounds per game	34.4	31.9
Rebounding margin	+2.6	-
Assists	214	176
Assists per game	15.3	12.6
Turnovers	176	228
Turnovers per game	12.6	16.3
Turnover margin	+3.7	-
Assist/turnover ratio	1.2	0.8
Steals	126	88
Steals per game	9.0	6.3
Blocks	48	55
Blocks per game	3.4	3.9
Winning streak	3	-
Home win streak	6	-
Attendance	14100	19589
Home games-Avg/Game	6-2350	8-2449
Neutral site-Avg/Game	-	0-0

Team Results

Date	Opponent		Score	Att.
12/19/2020	at Kansas St.	W	100-69	848
01/02/2021	at Iowa St.	W	76-65	1318
01/06/2021	Oklahoma	W	76-61	2350
01/09/2021	at TCU	W	67-49	1891
01/16/2021	at Texas Tech	W	68-60	4250
01/18/2021	Kansas	W	77-69	2350
01/23/2021	at Oklahoma St.	W	81-66	3350
01/27/2021	Kansas St.	W	107-59	2350
02/02/2021	at Texas	W	83-69	2532
02/23/2021	Iowa St.	W	77-72	2350
02/27/2021	at Kansas	L	58-71	2600
03/02/2021	at West Virginia	Wot	94-89	2800
03/04/2021	Oklahoma St.	W	81-70	2350
03/07/2021	Texas Tech	W	88-73	2350



2020-21 Baylor Men's Basketball
Team Game-by-Game
All games

Opponent	Date	Score	W	Total		3-Pointers		Free throws		Rebounds				PF	A	TO	BLK	STL	PTS	AVG
				FG-FGA	PCT	3FG-FGA	PCT	FT-FTA	PCT	OFF	DEF	TOT	AVG							
vs Louisiana	11/28/2020	112-82	W	45-80	.563	15-27	.556	7-13	.538	15	26	41	41.0	15	25	10	1	12	112	112.0
vs Washington	11/29/2020	86-52	W	34-67	.507	13-29	.448	5-11	.455	21	29	50	45.5	14	21	16	6	3	86	99.0
vs Illinois	12/02/2020	82-69	W	30-66	.455	7-18	.389	15-24	.625	16	22	38	43.0	16	14	7	4	7	82	93.3
SFA	12/09/2020	83-52	W	25-51	.490	9-20	.450	24-27	.889	7	21	28	39.3	22	20	20	4	14	83	90.8
at Kansas St.	12/19/2020	100-69	W	37-64	.578	15-32	.469	11-18	.611	16	25	41	39.6	14	24	12	1	9	100	92.6
Ark.-Pine Bluff	12/21/2020	99-42	W	37-71	.521	11-23	.478	14-17	.824	13	29	42	40.0	14	25	5	4	9	99	93.7
Central Ark.	12/29/2020	93-56	W	37-74	.500	13-30	.433	6-8	.750	9	34	43	40.4	9	25	10	3	14	93	93.6
Alcorn	12/30/2020	105-76	W	34-63	.540	12-28	.429	25-31	.806	18	19	37	40.0	23	23	12	5	10	105	95.0
at Iowa St.	01/02/2021	76-65	W	26-55	.473	4-19	.211	20-29	.690	9	25	34	39.3	15	10	17	6	13	76	92.9
Oklahoma	01/06/2021	76-61	W	28-58	.483	10-24	.417	10-12	.833	12	29	41	39.5	17	13	13	5	5	76	91.2
at TCU	01/09/2021	67-49	W	25-55	.455	6-19	.316	11-19	.579	9	23	32	38.8	20	17	10	3	10	67	89.0
at Texas Tech	01/16/2021	68-60	W	23-55	.418	9-24	.375	13-22	.591	12	25	37	38.7	18	6	16	3	8	68	87.3
Kansas	01/18/2021	77-69	W	28-52	.538	9-19	.474	12-13	.923	10	19	29	37.9	17	14	18	3	10	77	86.5
at Oklahoma St.	01/23/2021	81-66	W	31-65	.477	10-24	.417	9-14	.643	13	21	34	37.6	19	19	10	9	10	81	86.1
Kansas St.	01/27/2021	107-59	W	41-71	.577	17-28	.607	8-11	.727	13	28	41	37.9	20	23	13	4	14	107	87.5
Auburn	01/30/2021	84-72	W	31-72	.431	11-30	.367	11-18	.611	17	26	43	38.2	15	17	9	7	7	84	87.3
at Texas	02/02/2021	83-69	W	34-58	.586	11-21	.524	4-4	1.000	5	21	26	37.5	18	13	12	1	10	83	87.0
Iowa St.	02/23/2021	77-72	W	27-62	.435	8-25	.320	15-21	.714	14	22	36	37.4	11	10	12	4	9	77	86.4
at Kansas	02/27/2021	58-71	L	23-66	.348	6-26	.231	6-16	.375	13	15	28	36.9	23	10	3	1	5	58	84.9
at West Virginia	03/02/2021	94-89	Wot	36-70	.514	13-31	.419	9-14	.643	14	17	31	36.6	22	16	14	3	8	94	85.4
Oklahoma St.	03/04/2021	81-70	W	30-59	.508	9-22	.409	12-18	.667	12	20	32	36.4	14	20	14	3	11	81	85.2
Texas Tech	03/07/2021	88-73	W	29-55	.527	15-24	.625	15-22	.682	14	26	40	36.5	19	19	12	2	4	88	85.3
vs Kansas St.	03/11/2021	74-68	W	26-49	.531	9-22	.409	13-14	.929	8	22	30	36.3	17	14	21	4	8	74	84.8
vs Oklahoma St.	03/12/2021	74-83	L	29-75	.387	6-28	.214	10-13	.769	19	22	41	36.5	20	11	12	4	5	74	84.4
vs Hartford	03/19/2021	79-55	W	31-75	.413	11-33	.333	6-10	.600	14	29	43	36.7	16	16	10	6	15	79	84.2
vs Wisconsin	03/21/2021	76-63	W	25-55	.455	8-17	.471	18-23	.783	7	23	30	36.5	15	15	4	0	6	76	83.8
vs Villanova	03/27/2021	62-51	W	26-59	.441	3-19	.158	7-10	.700	13	18	31	36.3	12	9	6	5	8	62	83.0
vs Arkansas	03/29/2021	81-72	W	30-62	.484	8-15	.533	13-17	.765	11	18	29	36.0	21	17	9	5	9	81	83.0
vs Houston	04/03/2021	78-59	W	29-55	.527	11-24	.458	9-13	.692	13	20	33	35.9	18	23	9	0	6	78	82.8
vs Gonzaga	04/05/2021	86-70	W	30-67	.448	10-23	.435	16-18	.889	16	22	38	36.0	19	18	9	5	8	86	82.9
Total		2487		917-1886	.486	299-724	.413	354-500	.708	383	696	1079	36.0	513	507	345	111	267	2487	82.9
Opponents		1964		711-1642	.433	185-563	.329	357-514	.695	307	644	951	31.7	493	368	510	123	167	1964	65.5

Baylor Averages

Games Played	Points/game	FG Pct	3FG Pct	FT Pct	Rebounds/game	Assists/game	Turnovers/game	Assist/Turnover ratio	Steals/game	Blocks/game
30	82.9	48.6	41.3	70.8	36.0	16.9	11.5	1.5	8.9	3.7

2020-21 OPPONENT GAME-BY-GAME



**2020-21 Baylor Men's Basketball
Opponents Game-by-Game
All games**

Page 1/1
as of Apr 06, 2021

Opponent	Date	Score	W	Total		3-Pointers		Free throws		Rebounds				PF	A	TO	BLK	STL	PTS	AVG
				FG-FGA	PCT	3FG-FGA	PCT	FT-FTA	PCT	OFF	DEF	TOT	AVG							
vs Louisiana	11/28/2020	112-82	W	32-61	.525	6-19	.316	12-16	.750	6	23	29	29.0	15	12	19	3	5	82	82.0
vs Washington	11/29/2020	86-52	W	19-52	.365	5-24	.208	9-12	.750	5	14	19	24.0	14	12	14	6	8	52	67.0
vs Illinois	12/02/2020	82-69	W	26-59	.441	7-18	.389	10-16	.625	11	24	35	27.7	20	16	12	4	3	69	67.7
SFA	12/09/2020	83-52	W	18-44	.409	1-9	.111	15-27	.556	12	21	33	29.0	26	4	35	4	10	52	63.8
at Kansas St.	12/19/2020	100-69	W	28-59	.475	6-21	.286	7-15	.467	12	13	25	28.2	13	18	14	0	7	69	64.8
Ark.-Pine Bluff	12/21/2020	99-42	W	15-53	.283	3-11	.273	9-13	.692	12	23	35	29.3	17	8	23	3	1	42	61.0
Central Ark.	12/29/2020	93-56	W	21-60	.350	12-26	.462	2-5	.400	7	28	35	30.1	11	16	24	4	5	56	60.3
Alcorn	12/30/2020	105-76	W	24-53	.453	6-17	.353	22-33	.667	14	14	28	29.9	21	10	18	1	9	76	62.3
at Iowa St.	01/02/2021	76-65	W	26-54	.481	6-15	.400	7-11	.636	6	24	30	29.9	26	9	21	3	11	65	62.6
Oklahoma	01/06/2021	76-61	W	22-61	.361	4-24	.167	13-14	.929	11	19	30	29.9	15	14	10	4	8	61	62.4
at TCU	01/09/2021	67-49	W	15-45	.333	6-19	.316	13-18	.722	11	27	38	30.6	16	10	22	3	8	49	61.2
at Texas Tech	01/16/2021	68-60	W	22-62	.355	6-24	.250	10-14	.714	18	24	42	31.6	20	5	20	9	8	60	61.1
Kansas	01/18/2021	77-69	W	25-52	.481	10-19	.526	9-12	.750	9	14	23	30.9	16	18	15	3	5	69	61.7
at Oklahoma St.	01/23/2021	81-66	W	23-54	.426	4-10	.400	16-25	.640	15	22	37	31.4	13	12	16	6	6	66	62.0
Kansas St.	01/27/2021	107-59	W	18-52	.346	5-21	.238	18-24	.750	5	18	23	30.8	16	10	21	0	8	59	61.8
Auburn	01/30/2021	84-72	W	28-68	.412	6-25	.240	10-15	.667	17	26	43	31.6	15	17	13	4	3	72	62.4
at Texas	02/02/2021	83-69	W	28-51	.549	10-22	.455	3-14	.214	8	19	27	31.3	9	13	17	5	6	69	62.8
Iowa St.	02/23/2021	77-72	W	29-60	.483	10-21	.476	4-5	.800	9	26	35	31.5	22	15	17	4	6	72	63.3
at Kansas	02/27/2021	58-71	L	25-49	.510	3-16	.188	18-26	.692	14	34	48	32.4	15	11	14	7	1	71	63.7
at West Virginia	03/02/2021	94-89	Wot	26-56	.464	9-23	.391	28-32	.875	13	23	36	32.6	17	14	16	5	6	89	65.0
Oklahoma St.	03/04/2021	81-70	W	28-52	.538	7-19	.368	7-11	.636	7	18	25	32.2	17	14	18	1	3	70	65.2
Texas Tech	03/07/2021	88-73	W	27-59	.458	9-18	.500	10-17	.588	10	17	27	32.0	21	13	7	5	5	73	65.6
vs Kansas St.	03/11/2021	74-68	W	22-54	.407	8-20	.400	16-20	.800	13	15	28	31.8	15	15	17	0	11	68	65.7
vs Oklahoma St.	03/12/2021	74-83	L	28-59	.475	6-15	.400	21-26	.808	9	29	38	32.0	11	11	13	8	5	83	66.4
vs Hartford	03/19/2021	79-55	W	19-54	.352	5-22	.227	12-15	.800	7	28	35	32.2	15	11	24	7	5	55	66.0
vs Wisconsin	03/21/2021	76-63	W	25-55	.455	8-21	.381	5-7	.714	7	25	32	32.2	18	13	14	5	0	63	65.8
vs Villanova	03/27/2021	62-51	W	20-46	.435	3-17	.176	8-11	.727	9	22	31	32.1	14	8	16	6	1	51	65.3
vs Arkansas	03/29/2021	81-72	W	26-54	.481	3-11	.273	17-23	.739	11	23	34	32.2	18	13	15	5	5	72	65.5
vs Houston	04/03/2021	78-59	W	21-55	.382	6-19	.316	11-16	.688	14	14	28	32.0	10	10	11	5	4	59	65.3
vs Gonzaga	04/05/2021	86-70	W	25-49	.510	5-17	.294	15-21	.714	5	17	22	31.7	17	16	14	3	4	70	65.5
Total		1964		711-1642	.433	185-563	.329	357-514	.695	307	644	951	31.7	493	368	510	123	167	1964	65.5
Baylor		2487		917-1886	.486	299-724	.413	354-500	.708	383	696	1079	36.0	513	507	345	111	267	2487	82.9

Opponents Averages

Games Played	Points/game	FG Pct	3FG Pct	FT Pct	Rebounds/game	Assists/game	Turnovers/game	Assist/Turnover ratio	Steals/game	Blocks/game
30	65.5	43.3	32.9	69.5	31.7	12.3	17.0	0.7	5.6	4.1

THE LAST TIME ...

THE LAST TIME A BAYLOR TEAM...

Shot 65 pct from floor	66.1 (41-62) vs. Texas Southern (12/14/17)
Shot 60 pct from floor	60.8 (31-51) vs. PVAMU (11/12/18)
Shot less than 30 pct from floor	29.8 (17-57) at TCU (11/10/15)
Shot 65 pct from 3FG	70.6 (12-17) vs. Central Arkansas (11/10/17)
Shot 60 pct from 3FG	62.5 (15-24) vs. Texas Tech (3/7/21)
Shot less than 15 pct from 3FG	111 (2-18) vs. Ole Miss (11/23/18)
Shot less than 10 pct from 3FG	.083 (1-12) vs. TCU (1/2/18)
Made 15 3-point field goals	15 vs. Texas Tech (3/7/21)
Failed to make a 3FG	0-8 at Texas Tech (2/21/90)
Shot 95 pct from FT line	100.0 (4-4) at Texas (2/2/21)
Shot 90 pct from FT line	100.0 (4-4) at Texas (2/2/21)
Shot less than 40 pct from FT line	37.5 (6-16) at Kansas (2/27/21)
Had 60 Rebounds	60 vs. Huston-Tillotson (1/21/15)
Had 55 Rebounds	58 vs. Savannah State (12/17/17)
Had 50 Rebounds	50 vs. Washington (11/29/20)
Had 25 Offensive Rebounds	26 vs. Kansas (1/12/19)
Had 20 Offensive Rebounds	21 vs. Washington (11/29/20)
Had 40 Defensive Rebounds	43 vs. Savannah State (12/17/17)
Had 35 Assists	40 vs. Hardin-Simmons (12/16/15)
Had 30 Assists	32 vs. Savannah State (12/17/17)
Had 25 Assists	25 vs. Central Arkansas (12/29/20)
Had 25 Turnovers	29 at West Virginia (1/10/17)
Had 20 Turnovers	21 vs. Kansas State (3/11/21)
Had fewer than 7 Turnovers	6 vs. Villanova (3/27/21)
Had fewer than 6 Turnovers	4 vs. Wisconsin (3/21/21)
Had fewer than 4 Turnovers	3 at Kansas (2/27/21)
Had 0 Live-Ball Turnovers	vs. Wisconsin (3/21/21)
Had 16 Steals	16 vs. Savannah State (11/23/15)
Had 15 Steals	15 vs. Hartford (3/19/21)
Had 12 Steals	15 vs. Hartford (3/19/21)
Had 12 Blocked Shots	12 vs. Louisiana-Lafayette (11/28/20)
Had 10 Blocked Shots	10 vs. TCU (2/2/19)
Had no Blocked Shots	vs. Houston (4/3/21)
Had two 20-point scorers	MaCio Teague (24), Davion Mitchell (23) vs. Kansas State (3/11/21)
Had two 25-point scorers	Jo Lual-Acuil Jr. (31), Manu Lecomte (25) vs. Savannah State (12/17/17)
Had seven double-figure scorers	vs. Long Beach State (3/20/13)
Had six double-figure scorers	vs. Kansas State (1/22/18)
Had all five starters score in double figures	vs. Oklahoma State (2/8/20)
Had all five starters score 15+ points	vs. Central Arkansas (11/10/17)
Had no players score in double figures	vs. Texas A&M (3/5/08)
Had no starters score in double figures	at Kansas State (3/3/18)
Had four players score 15+ points	vs. Louisiana-Lafayette (11/28/20)
Had five players score 15+ points	vs. Central Arkansas (11/10/17)
Had four players score 18+ points	vs. Savannah State (12/17/17)
Had four players with 5+ assists	vs. Savannah State (12/17/17)
Had two double-doubles	MaCio Teague (23p/10r), Jared Butler (14p/13a) at Kansas State (12/19/20)
Had two double-figure rebounders	Mark Vital (14), Mario Kegler (10) vs. West Virginia (2/23/19)
Scored 50-plus points in first half	54 vs. Kansas State (1/27/21)
Scored 50-plus points in first half on road	56 at Kansas State (12/19/20)
Scored 50-plus points in second half	54 vs. Texas Tech (3/7/21)
Scored 50-plus points in both halves	vs. Kansas State (1/27/21)
Scored 60-plus points in first half	61 vs. Savannah State (12/17/17)
Scored 60-plus points in second half	60 at Iowa State (1/9/16)
Scored fewer than 20 points in 1st half	15 at Wichita State (12/1/18)
Scored fewer than 20 points in 2nd half	19 vs. Butler (12/20/19)
Overcame a 20-point deficit to win	vs. Louisville, trailed 32-10, won 66-63 (11/25/16)
Overcame a 15-pt deficit with less than 10 min left to win	vs. Texas, trailed 55-36, won 84-83 (2/27/19)
Overcame a 15-point deficit to win	vs. Iowa State, trailed 32-15, won 77-72 (2/23/21)
Overcame a 15-point halftime deficit to win	vs. Louisville, trailed 39-24, won 66-63 (11/25/16)
Overcame a 10-point halftime deficit to win	vs. Texas, trailed 40-29, won 84-83 (2/27/19)
Overcame a 10-point 2nd half deficit to win on the road	at OSU, trailed 47-35, won 75-68 (1/18/20)
Won an OT game	94-89 at #6 West Virginia (3/2/21)
Lost an OT game	78-81 vs. TCU (1/2/18)
Won a 2OT game	74-73 at Texas (2/12/18)
Lost a 2OT game	84-91 to Colorado (3/13/08)
Won a 3OT game	Never
Lost a 3OT game	93-97 at SMU (1/9/88)
Won a 4OT game	96-95 vs. North Texas (12/17/88)
Lost a 4OT game	Never
Won a 5OT game	116-110 at Texas A&M (1/23/08)
Lost a 5OT game	Never

THE LAST TIME A BAYLOR PLAYER...

Recorded a Triple-Double (Pts/Reb/Ast)	Kenny Chery (20/10/12) vs. Kansas State (2/15/14)
Recorded a Triple-Double (Pts/Reb/Blk)	Ekpe Udoh (18/17/10) vs. Morgan State (1/16/10)
Recorded a Double-Double Before Halftime	King McClure (12p/10r) vs. George Mason (11/24/18)
Scored 40 Points	Makai Mason (40) vs. TCU (2/2/19)
Scored 30 Points	MaCio Teague (35) vs. Texas Tech (3/7/21)
Scored 30 Points in a Road Game	Jared Butler (31) at Kansas (3/9/19)
Scored 20 Points in a 1st Half	King McClure (20) at Oklahoma State (1/14/19)
Scored 20 Points in a 2nd Half	MaCio Teague (26) vs. Texas Tech (3/7/21)
Scored 30 Points off the Bench	Nuni Omot (30) at Kansas State (3/3/18)
Scored 25 Points off the Bench	Terry Maston (26) vs. Mississippi State (3/18/18)
Scored 20 Points off the Bench	Adam Flagler (22) vs. Iowa State (2/23/21)
Made 5+ 3-pointers in a 1st Half	King McClure (6-7) at Oklahoma State (1/14/19)
Made 5+ 3-pointers in a 2nd Half	MaCio Teague (7-8) vs. Texas Tech (3/7/21)
Had 20 Rebounds	Jo Lual-Acuil Jr. (20) vs. Savannah State (12/17/17)
Had 15 Rebounds	Mark Vital (15) vs. Oklahoma State (3/12/21)
Had 8+ Offensive Rebounds	Mark Vital (8) vs. Gonzaga (4/5/21)
Had 9+ Offensive Rebounds	Mark Vital (9) at Arizona (12/15/18)
Had 12 Rebounds in a Half	Johnathan Motley (14 in 2nd half) vs. Texas (1/17/17)
Had 10 Rebounds in a Half	Mark Vital (11 in 2nd half) vs. Oklahoma State (3/12/21)
Had 13+ Assists	Jared Butler (13) at Kansas State (12/19/20)
Had 12+ Assists	Davion Mitchell (12) vs. Central Arkansas (12/29/20)
Had 11+ Assists	Davion Mitchell (11) vs. Houston (4/3/21)
Had 10+ Assists and 0 Turnovers	Davion Mitchell (11 AST/0 TO) vs. Houston (4/3/21)
Had 6 Blocked Shots	Freddie Gillespie (6) vs. TCU (2/1/20)
Had 7 Blocked Shots	Jo Lual-Acuil Jr. (7) vs. Oklahoma (2/21/17)
Had 5 Steals	Jared Butler (5) vs. Hartford (3/19/21)
Had 6 Steals	Lester Medford (7) vs. Savannah State (11/23/15)
Played 40+ Minutes	Davion Mitchell (43) at #6 West Virginia (3/2/21)
Played 45+ Minutes	Jo Lual-Acuil Jr. (48) & Manu Lecomte (46) at Texas (2/12/18)
Made a Game-Winning Shot	Terry Maston (2FG) vs. Texas Tech, 59-57 (2/17/18)
Made a Game-Winning Shot in Final 10 Seconds	Jo Lual-Acuil Jr. (Dunk) at Texas, 74-73 2or (2/12/18)
Made a Game-Winning Shot at Buzzer	Lester Medford (3FG) at Texas Tech, 63-60 (1/16/16)
Made a Game-Winning FT in Final 10 Seconds	Mario Kegler vs. Texas, 84-83 OT (2/29/19)

THE LAST TIME A BAYLOR OPPONENT...

Scored 100 Points	102 at Kansas (1/2/16)
Scored 90 Points	90 vs. Kansas State (1/22/18)
Scored Fewer than 50 Points at Home	49 at TCU (1/9/21)
Scored Fewer than 50 Points on the Road	42 vs. UAPB (12/21/20)
Scored Fewer than 40 Points	39 vs. McNeese State (11/14/14)
Won by 30 Points	40 at Oklahoma (1/20/07)
Shot 65 pct from floor	66.1 (39-59) at Oklahoma (2/26/05)
Shot 60 pct from floor	62.0 (31-50) vs. Oklahoma (1/23/16)
Shot less than 25 pct from floor	23.4 (11-47) vs. Prairie View A&M (12/21/15)
Shot 55 pct from 3FG	55.7 (15-27) vs. Texas (2/27/19)
Shot less than 15 pct from 3FG	111 (1-9) vs. SFA (12/9/20)
Made 15 3-point field goals	15 vs. Texas (2/27/19)
Shot 95 pct from FT line	95.7 (22-23) at Ole Miss (1/28/17)
Shot less than 40 pct from FT line	21.4 (3-14) at Texas (2/2/21)
Had 50 Rebounds	62 vs. Wake Forest (Anaheim) (11/30/08)
Had fewer than 20 Rebounds	19 vs. Washington (11/29/20)
Had 20 Offensive Rebounds	20 vs. Wagner (3/13/18)
Had 25 Assists	29 vs. Oklahoma (1/23/16)
Had 25 Turnovers	35 vs. SFA (12/9/20)
Had fewer than 5 Turnovers	4 at West Virginia (2/22/14)
Had 13 Steals	15 at West Virginia (1/10/17)
Had 12 Steals	12 vs. West Virginia (3/9/17)
Had 0 Steals	vs. Wisconsin (3/21/21)
Had 12+ Blocked Shots	13 vs. West Virginia (2/20/18)
Had 10+ Blocked Shots	10 at Kansas (1/11/20)
Had no Blocked Shots	vs. Kansas State (3/11/21)
Had two 20-point scorers	Cade Cunningham (25), Avery Anderson (20) vs. Oklahoma State (3/12/21)
Had three 20-point scorers	Abdel Nader (26), Georges Niang (24), Monte Morris (20) vs. Iowa State (2/16/16)
Had five double-figure scorers	vs. Arkansas (3/29/21)
Had four 15+ point scorers	at Texas (2/12/18)
Had no double-figure scorers	vs. Iowa State (1/15/20)
Had two double-figure rebounders	Kenrich Williams (12), Vlad Brodziansky (10) at TCU (1/21/17)
Scored 50-plus points in 1st half	51 at Texas A&M (12/19/15)
Scored 50-plus points in 2nd half	50 at #6 West Virginia (3/2/21)
Scored 20 points or fewer in 1st half at home	16 at Texas (2/8/20)
Scored 20 points or fewer in 1st half on road	12 vs. UAPB (12/21/20)
Scored 20 points or fewer in 2nd half	20 vs. Texas (1/16/18)
Failed to make a 3FG	vs. Oklahoma, 0-12 (2/25/12)

THE LAST TIME A BAYLOR OPPOSING PLAYER

Scored 30 Points	Brandon Clarke (36) vs. Gonzaga (3/23/19)
Had 20 Rebounds	Jamahl Mosley (20) vs. Colorado (Kansas City) (3/8/01)
Had 15 Rebounds	Udoka Azubuike (19) vs. Kansas (2/22/20)
Had 10 Assists	Courtney Ramey (10) vs. Texas (2/27/19)
Had 8 Turnovers	Trae Young (8) vs. Oklahoma (2/27/18)
Had 7 Turnovers	Traci Carter (7) vs. Hartford (3/19/21)
Had 8 Blocked Shots	Sagaba Konate (9) vs. West Virginia (2/20/18)
Had 7 Blocked Shots	Udoka Azubuike (7) at Kansas (1/11/20)
Had 5 Steals	Dedric Lawson (5) vs. Kansas (1/12/19)
Had 6 Steals	Jevon Carter (6) vs. West Virginia (3/9/18)

2020-21 INDIVIDUAL SUPERLATIVES

CATEGORY	BAYLOR	OPPONENT
Points Scored	35, MaCio Teague vs. Texas Tech (3/7)	26, Cedric Russell vs. ULL (11/28) 26, Taz Sherman at West Virginia (3/2)
Field Goals Made	12, Davion Mitchell vs. K-State (1/27)	10, four players
FGs Attempted	21, Jared Butler at West Virginia (3/2)	20, Shaun Doss vs. UAPB (12/21)
Highest FG % (min 5 made)	1.000 (6-6), Jonathan Tchamwa Tchatchoua vs. UCA (12/29) .889 (8-9), Mark Vital at Oklahoma State (1/23)	1.000 (9-9), Theo Akwuba vs. ULL (11/28) 1.000 (9-9), Antonio Gordon at K-State (12/19)
3-Point FGs Made	10, MaCio Teague vs. Texas Tech (3/7)	6, Deandre Jones vs. Central Arkansas (12/29) 6, Nijel Pack vs. Kansas State (3/11)
3-Point FGs Attempted	12, MaCio Teague vs. Texas Tech (3/7)	11, Mac McClung at Texas Tech (1/16)
3-Point FG % (min 5 att)	.857 (6-7), Jared Butler at Oklahoma State (1/23) .833 (10-12), MaCio Teague vs. Texas Tech (3/7)	.833 (5-6), Christian Braun vs. Kansas (1/18)
Free Throws Made	8, MaCio Teague vs. Alcorn State (12/30)	9, Derek Culver at West Virginia (3/2)
Free Throws Attempted	8, MaCio Teague vs. ASU (12/30) & at ISU (1/2) 8, Jared Butler vs. Iowa State (2/23) 8, Mark Vital at Kansas (2/27)	12, Isaac Likekele at Oklahoma State (1/23)
Free Throw % (min 7 att)	1.000 (8-8), MaCio Teague vs. Alcorn State (12/30)	1.000 (8-8), Mike Miles at TCU (1/9) 1.000 (8-8), Jermaine Samuels vs. Villanova (3/27)
Offensive Rebounds	8, Mark Vital, three times	7, Marcus Santos-Silva at Texas Tech (1/16)
Defensive Rebounds	10, Jonathan Tchamwa Tchatchoua vs. UCA (12/29) 10, Mark Vital vs. Texas Tech (3/7)	11, Jalen Wilson at Kansas (2/27)
Total Rebounds	15, Mark Vital, four times	14, Jalen Wilson at Kansas (2/27)
Assists	13, Jared Butler at K-State (12/19) 12, Davion Mitchell vs. UCA (12/29) 11, Davion Mitchell vs. Houston (4/3)	8, Byron Joshua vs. Alcorn State (12/30) 8, Marcus Garrett vs. Kansas (1/18) 8, Miles McBride at West Virginia (3/2)
Turnovers	7, Jared Butler, three times 7, Davion Mitchell vs. Kansas (1/18)	7, three players
Blocked Shots	4, Jonathan Tchamwa Tchatchoua at Oklahoma State (1/23)	6, Kalib Boone vs. Oklahoma State (3/12)
Steals	5, Jared Butler at TCU (1/9) & vs. Hartford (3/19)	4, three players
Minutes Played	43, Davion Mitchell at West Virginia (3/2)	40, Miles McBride at West Virginia (3/2)
Fouls Drawn	7, Davion Mitchell vs. Kansas State (3/11)	9, Isaac Likekele at Oklahoma State (1/23)
Plus-Minus (min. 15 mp)	+44, MaCio Teague vs. K-State (1/27) +44, Davion Mitchell vs. K-State (1/27)	+21, Jalen Wilson at Kansas (2/27)

2020-21 TEAM SUPERLATIVES

BAYLOR HIGH	BAYLOR LOW	CATEGORY	OPPONENT HIGH	OPPONENT LOW
112 vs. ULL (11/28)	58 at Kansas (2/27)	Points Scored	89 at WVU (3/2)	42 vs. UAPB (12/21)
59 vs. Alcorn State (12/30)	23 vs. Villanova (3/27)	Points, 1st Half	40 vs. ULL (11/28)	12 vs. UAPB (12/21)
59 vs. ULL (11/28)	28 at Kansas (2/27)	Points, 2nd Half	50 at WVU (3/2)	21, three times
13 at WVU (3/2)	13 at WVU (3/2)	Points/Overtime	8 at WVU (3/2)	8 at WVU (3/2)
45 vs. ULL (11/28)	23 at Texas Tech (1/16) & at Kansas (2/27)	Field Goals Made	32 vs. ULL (11/28)	15 vs. UAPB (12/21) & at TCU (1/9)
80 vs. ULL (11/28)	49 vs. Kansas State (3/11)	Field Goal Attempts	68 vs. Auburn (1/30)	44 vs. SFA (12/9)
.586 (34-58) at Texas (2/2)	.348 (23-66) at Kansas (2/27)	FG Percentage	.549 (28-51) at Texas (2/2)	.283 (15-53) vs. UAPB (12/21)
17 vs. K-State (1/27)	3 vs. Villanova (3/27)	3-Point FGs Made	12 vs. UCA (12/29)	1 vs. SFA (12/9)
33 vs. Hartford (3/19)	15 vs. Arkansas (3/29)	3-Point FG Attempts	26 vs. UCA (12/29)	9 vs. SFA (12/9)
.625 (15-24) vs. Texas Tech (3/7)	.158 (3-19) vs. Villanova (3/27)	3-Point FG Percentage	.529 (10-19) vs. Kansas (1/18)	.111 (1-9) vs. SFA (12/9)
25 vs. Alcorn State (12/30)	4 at Texas (2/2)	Free Throws Made	28 at WVU (3/2)	2 vs. UCA (12/29)
31 vs. Alcorn State (12/30)	4 at Texas (2/2)	Free Throw Attempts	33 vs. Alcorn State (12/30)	5 vs. UCA (12/29) & vs. ISU (2/23)
1.000 (4-4) at Texas (2/2)	.375 (6-16) at Kansas (2/27)	Free Throw Percentage	.929 (13-14) vs. Oklahoma (1/6)	.214 (3-14) at Texas (2/2)
21 vs. Washington (11/29)	5 at Texas (2/2)	Offensive Rebounds	18 at Texas Tech (1/16)	5, three times
34 vs. UCA (12/29)	15 at Kansas (2/27)	Defensive Rebounds	34 at Kansas (2/27)	13 at K-State (12/19)
50 vs. Washington (11/29)	26 at Texas (2/2)	Total Rebounds	48 at Kansas (2/27)	19 vs. Washington (11/29)
25, three times	6 at Texas Tech (1/16)	Assists	18 at K-State (12/19) & vs. Kansas (1/18)	4 vs. SFA (12/9)
21 vs. Kansas State (3/11)	3 at Kansas (2/27)	Turnovers	35 vs. SFA (12/9)	7 vs. Texas Tech (3/7)
9 at Oklahoma State (1/23)	0 vs. Wisconsin (3/21) & vs. Houston (4/3)	Blocked Shots	9 at Texas Tech (1/16)	0 vs. K-State (1/27) & 3/11)
15 vs. Hartford (3/19)	3 vs. Washington (11/29)	Steals	11 at ISU (1/2) & vs. K-State (3/11)	0 vs. Wisconsin (3/21)
23 vs. ASU (12/30) & at KU (2/27)	9 vs. UCA (12/29)	Fouls	26 vs. SFA (12/9) & at ISU (1/2)	9 at Texas (2/2)



2020-21
28-2

BIG 12

13-1

AP

3rd

COACHES

1st

NET

2nd

#818 BAYLOR vs. INCARNATE WORD | GAME 1
Nov. 12, 2021 (Waco, Texas / Ferrell Center)

Baylor Broadcast Notes

0



Flo Thamba (Thom-buh) F • 6-10 • 250 • Sr. • Kinshasa, Democratic Rep. of Congo

	PTS	REB	BLK	FG%	3FG%	FT%	MIN
SEA	-	-	-	-	-	-	-
B12	-	-	-	-	-	-	-
CAR	2.6	2.8	0.7	.540	-	.579	11.6
NCAAT	4.0	3.8	0.5	.429	.000	.750	16.9

NCAAT - stats from 2021 NCAA Tournament run

- Senior big man with 7-foot-5 wingspan, originally from Democratic Republic of the Congo
- Lone returning starter from national title team, started all 30 games after entering season with 0 starts
- Splitting time with Tchatchoua at 5-spot; played in 52 games off bench (12 DNP's) over first 2 seasons
- Had more points (109) and rebounds (119) last season than previous 2 years combined (101p, 114r)
- Born in Congo, lived in England, France and South Africa, emigrated to United States in 2014

CAREER HIGHS				
PTS	REB	AST	STL	BLK
11	11	3	1	4

1



Jeremy Sochan (SO-han) F • 6-9 • 230 • Fr. • Milton Keynes, England

	PTS	REB	BLK	FG%	3FG%	FT%	MIN
SEA	-	-	-	-	-	-	-
B12	-	-	-	-	-	-	-
CAR	-	-	-	-	-	-	-

- True freshman from England, played final high school season at Orange Academy in Germany
- 4-star recruit, ranked No. 40 nationally and No. 11 at PF in Class of 2021 by 247Sports
- Became youngest player in Polish National Team history during 2022 EuroBasket qualification
- Scored 18 points as 17-year-old in Poland senior national team debut, an 81-80 win over Romania
- Played junior year of high school at La Lumiere in La Porte, Ind.

CAREER HIGHS				
PTS	REB	AST	STL	BLK
-	-	-	-	-

2



Kendall Brown G/F • 6-8 • 205 • Fr. • Cottage Grove, Minn.

	PTS	REB	BLK	FG%	3FG%	FT%	MIN
SEA	-	-	-	-	-	-	-
B12	-	-	-	-	-	-	-
CAR	-	-	-	-	-	-	-

- 5-star recruit, ranked No. 12 nationally in class of 2021 by 247Sports; 4th 5-star signee in BU history
- Tabbed as Preseason Big 12 Freshman of the Year, first in Baylor history
- Fourth McDonald's All-American to sign with Baylor (Tweety Carter, Perry Jones III, Isaiah Austin)
- Originally from Minnesota, finished high school career at Sunrise Christian in Bel Air, Kan.
- Participated in 2021 USA Basketball Men's U19 World Cup Team training camp

CAREER HIGHS				
PTS	REB	AST	STL	BLK
-	-	-	-	-

3




Dale Bonner G • 6-2 • 170 • Jr. • Shaker Heights, Ohio

	PTS	REB	AST	FG%	3FG%	FT%	MIN
SEA	-	-	-	-	-	-	-
B12	-	-	-	-	-	-	-
CAR	-	-	-	-	-	-	-

- Transfer from Division II Fairmont State, started 50 games over 2 seasons with Falcons
- Led Fairmont State in scoring, assists and steals in both seasons, guiding FSU to 38-12 record
- Averaged FSU team-best 20.2 points per game as redshirt sophomore in 2020-21
- Also led Falcons in assists (4.5/game) and steals (2.0 per game) in 2020-21
- Posted 17.8 ppg, 5.3 apg, 2.3 spg as redshirt freshman in 2019-20, leading Fairmont to 23-7 record

CAREER HIGHS (BAYLOR ONLY)				
PTS	REB	AST	STL	BLK
-	-	-	-	-

4



LJ Cryer G • 6-1 • 190 • So. • Katy, Texas


	PTS	REB	AST	FG%	3FG%	FT%	MIN
SEA	-	-	-	-	-	-	-
B12	-	-	-	-	-	-	-
CAR	3.4	0.6	0.8	.382	.364	.643	9.9
NCAAT	0.3	0.5	0.0	.000	.000	.500	2.1

NCAAT - stats from 2021 NCAA Tournament run

- Sophomore guard from Katy, Texas, ranked as nation's No. 12 PG in 2020 HS class by ESPN
- Came off bench for 17 points and 2 steals in 15 minutes of first collegiate game vs. Louisiana
- Scored 3,488 points over high school career, 5th-most all-time in Texas public schools
- Averaged 34.2 points, 5.3 assists and 2.4 steals as HS senior, earning Class 6A All-State honors
- Scored 1,164 points during pandemic-shortened HS senior season, including 145 3FGs (4.3/game)

CAREER HIGHS				
PTS	REB	AST	STL	BLK
17	2	3	2	-

5



Jordan Turner G/F • 6-8 • 195 • So. • Houston, Texas

	PTS	REB	AST	FG%	3FG%	FT%	MIN
SEA	-	-	-	-	-	-	-
B12	-	-	-	-	-	-	-
CAR	1.7	1.3	0.3	.263	.625	.833	4.5
NCAAT	0.0	0.5	0.0	.000	.000	.000	1.6

NCAAT - stats from 2021 NCAA Tournament run

- Third-year sophomore wing from Houston, attended Sunrise Christian in Bel Aire, Kan.
- Took voluntary redshirt during 2019-20 season, participated on team's practice squad
- Made 5-of-8 from 3-point range during 2020-21 redshirt freshman season
- Ranked No. 11 recruit in Texas and No. 24 SF nationally in 2019 signing class by ESPN
- Twin brother, Jalyn, is junior on Central Oklahoma basketball squad

CAREER HIGHS				
PTS	REB	AST	STL	BLK
10	4	2	-	-

10



Adam Flagler G • 6-3 • 185 • Jr. • Duluth, Ga.

	PTS	REB	AST	FG%	3FG%	FT%	MIN
SEA	-	-	-	-	-	-	-
B12	-	-	-	-	-	-	-
CAR	12.9	2.9	1.3	.443	.399	.848	27.2
NCAAT	10.7	2.0	1.3	.500	.667	.947	23.2

NCAAT - stats from 2021 NCAA Tournament run

- Fourth-year junior, transfer from Presbyterian; led PC with 15.9 PPG as freshman in 2018-19
- Posted 13 points and 2 assists in 21 minutes off bench in NCAA Championship win over Gonzaga
- Game-high 16 points on 4-6 FGs in Sweet 16 win over Villanova (made 2 of team's season-low 3 treys)
- 15+ pts 7x last yr (17 vs UW, 18 vs Illinois, 15 vs OU, 15 at TTU, 19 vs AUB, 22 vs ISU, 16 vs. VU)
- 10+ points off bench in 14 of 28 games at Baylor; has scored 10+ points in 46 of 64 career games

CAREER HIGHS (* - AT PRESBYTERIAN)				
PTS	REB	AST	STL	BLK
29*	10*	7	4	1

11



James Akinjo (uh-KIN-jo) G • 6-1 • 190 • Sr. • Oakland, Calif.

	PTS	REB	AST	FG%	3FG%	FT%	MIN
SEA	-	-	-	-	-	-	-
B12	-	-	-	-	-	-	-
CAR	14.3	2.7	5.2	.368	.382	.815	32.8

- Transfer from Arizona, started all 26 games and earned first-team All-Pac 12 honors as junior in 2020-21
- Player first two seasons at Georgetown, named 2019 Big East Freshman of the Year
- Career .382 shooter on 3FGs, averaging 5.2 assists and 1.3 steals over 66 career games (65 starts)
- Scored in double-figures in 49 of 66 collegiate games, including 12 games of 20+ points
- Ranked No. 90 in class of 2018 by 247Sports; originally committed to UConn, released after coaching change

CAREER HIGHS (* - AT ARIZONA; ^ - AT GEORGETOWN)				
PTS	REB	AST	STL	BLK
26*	7^	11^	5^*	1^



2020-21
28-2

BIG 12
13-1

AP

3rd

COACHES

1st

NET

2nd

#818 BAYLOR vs. INCARNATE WORD | GAME 1
Nov. 12, 2021 (Waco, Texas / Ferrell Center)

Baylor Broadcast Notes

13



Langston Love

G • 6-5 • 210 • Fr. • Universal City, Texas

	PTS	REB	AST	FG%	3FG%	FT%	MIN
SEA	-	-	-	-	-	-	-
B12	-	-	-	-	-	-	-
CAR	-	-	-	-	-	-	-

- True freshman guard, will miss season after suffering knee injury in private scrimmage vs. Texas A&M
- Posted 13 points and 2 steals in 17 minutes before suffering injury vs. TAMU
- 4-star recruit, attended Montverde Academy in Florida, where he won 2021 national championship
- Ranked No. 28 overall in class of 2021 by ESPN; played first two HS seasons at Cibolo (TX) Steele HS
- Participated in 2021 USA Basketball Men's U19 World Cup Team training camp

CAREER HIGHS				
PTS	REB	AST	STL	BLK
-	-	-	-	-

14



Mitchell Paul

G • 6-0 • 175 • Sr. • Leawood, Kan.

	PTS	REB	AST	FG%	3FG%	FT%	MIN
SEA	-	-	-	-	-	-	-
B12	-	-	-	-	-	-	-
CAR	-	-	-	-	-	-	-

- Senior walk-on guard from Leawood, Kan.; played HS ball at Kansas City Christian School
- Joined Bears in fall 2021 after already receiving BBA in Accounting at Baylor
- Working on Master's in Accounting, has interned for KPMG
- Three-time all-conference selection as Kansas City Christian, leading KCCS to No. 4 state ranking as senior
- Won a high school state championship in tennis, also played soccer at KCCS

CAREER HIGHS				
PTS	REB	AST	STL	BLK
-	-	-	-	-

20



Austin Sacks


F • 6-7 • 200 • So. • Encino, Calif.

	PTS	REB	AST	FG%	3FG%	FT%	MIN
SEA	-	-	-	-	-	-	-
B12	-	-	-	-	-	-	-
CAR	-	-	-	-	-	-	-

- Sophomore walk-on, transferred to Baylor after redshirting during 2020-21 season at Santa Clara
- Graduated from Oakwood School in North Hollywood, Calif.
- Earned All-Independent League first-team honors as senior, averaging 14.7 ppg, 11.0 rpg, 4.5 apg
- Guided Oakwood to school-record 24-5 season, including 7-0 mark in league play
- Named first-team all-tournament at 2019 Rancho Mirage Holiday Invitational Tournament

CAREER HIGHS				
PTS	REB	AST	STL	BLK
-	-	-	-	-

23



Jonathan Tchamwa Tchatchoua (CHAWM-wuh CHA-chew-wuh)

F • 6-8 • 250 • Jr. • Douala, Cameroon

	PTS	REB	BLK	FG%	3FG%	FT%	MIN
SEA	-	-	-	-	-	-	-
B12	-	-	-	-	-	-	-
CAR	4.9	4.2	0.7	.538	.000	.727	16.1

- Fourth-year junior big man, transferred to BU after one season at UNLV; redshirted in 2019-20
- Made 49% of field goals on dunks last season (37-of-76); led Big 12 reserves with 5.0 rebs/gm
- At least 6 pts/4 rebs off bench in 16 of 29 games; 10+ points in 6 games, 10+ rebounds in 2 games
- Born in Cameroon, moved to Australia for final two years of high school (NBA Global Academy)
- Played 31 games (11 starts) as freshman at UNLV, averaged 3.4 ppg, 3.5 rpg, 0.7 bpg in 13.3 mpg

	PTS	REB	AST	FG%	3FG%	FT%	MIN
NCAAT	5.5	3.5	0.2	.520	.000	.778	16.8

NCAAT - stats from 2021 NCAA Tournament run

CAREER HIGHS (* - AT UNLV)				
PTS	REB	AST	STL	BLK
13	12*	2*	2	4

24



Matthew Mayer (MYE-er)

G/F • 6-9 • 225 • Sr. • Austin, Texas

	PTS	REB	AST	FG%	3FG%	FT%	MIN
SEA	-	-	-	-	-	-	-
B12	-	-	-	-	-	-	-
CAR	5.8	2.5	0.8	.419	.360	.640	13.0


- Senior wing with length, range and quick release, came off bench in 93 games over first 3 seasons
- Named Preseason All-Big 12, also on Wooden Award and Naismith Trophy watch lists
- 2nd on team with 20.7 pts per 40 minutes last season; shot 55% on 2-point field goals (62-of-112)
- 15+ pts off bench 4x last season (16 vs. Oklahoma, 18 at WVU, 19 vs. Oklahoma State, 17 vs. Wisc)
- 10+ points off bench in 21 of 93 career games (11 of 30 last season)

	PTS	REB	AST	FG%	3FG%	FT%	MIN
NCAAT	8.7	4.5	0.8	.465	.316	.750	18.9

NCAAT - stats from 2021 NCAA Tournament run

CAREER HIGHS				
PTS	REB	AST	STL	BLK
19	9	4	4	2

32



Zach Loveday

F • 7-0 • 240 • So. • Gallipolis, Ohio

	PTS	REB	BLK	FG%	3FG%	FT%	MIN
SEA	-	-	-	-	-	-	-
B12	-	-	-	-	-	-	-
CAR	2.2	1.1	0.3	.706	.500	.750	4.6

- Sophomore 7-footer from Ohio, played final two HS seasons at Huntington Prep in West Virginia
- Ranked No. 51 player nationally and No. 12 among centers in 2020 class by Rivals
- Posted career-high 10 points (4-4 FGs), added 2 blocks in 8 minutes vs. Alcorn State (12/30/20)
- 1 of 5 players on 2019-20 Huntington Prep squad to sign with Division I programs
- Father, Billy Loveday, played basketball at Hanover College

	PTS	REB	AST	FG%	3FG%	FT%	MIN
NCAAT	0.0	0.0	0.3	.000	.000	.000	1.3

NCAAT - stats from 2021 NCAA Tournament run

CAREER HIGHS				
PTS	REB	AST	STL	BLK
10	4	1	1	2

42



Dain Dainja (DAYN-juh)

F • 6-9 • 270 • RFr. • Brooklyn Park, Minn.

	PTS	REB	BLK	FG%	3FG%	FT%	MIN
SEA	-	-	-	-	-	-	-
B12	-	-	-	-	-	-	-
CAR	-	-	-	-	-	-	-

- Redshirt freshman big man with 7-foot-7 wingspan, participated on practice squad in 2020-21
- Ranked No. 51 in class of 2020 (No. 9 among center) by 247Sports
- Had offseason foot surgery, but was cleared for competition during fall
- Competed in high jump during junior seasons at Park Center High School
- Father played collegiately at Minnesota, grandfather played at Northwestern

CAREER HIGHS				
PTS	REB	AST	STL	BLK
-	-	-	-	-



Scott Drew
Head Coach
19th season at BU



Jerome Tang
Associate
Head Coach
19th season at BU



Alvin Brooks III
Assistant
Coach
6th season at BU



John Jakus
Assistant
Coach
5th season at BU



Jared Nuness
Special Asst. &
Dir. of Player
Personnel
12th season at BU



Bill Peterson
Special Asst. to
the Head Coach
5th season at BU



Aditya Malhotra
Director of
Basketball Ops
9th season at BU



Ty Bears
Director of
Video Ops
5th season at BU



Charlie Melton
Strength
Coach
17th season at BU



Dave Snyder
Athletic
Trainer
5th season at BU