

BAYLOR

BASKETBALL GAME NOTES



Follow Baylor Basketball on Twitter, Instagram and Facebook: @BaylorMBB

GAME 24

2/2 **BAYLOR** (22-1, 13-1 Big 12) vs. 12/14 **OKLAHOMA STATE** (19-7, 11-7 Big 12)



March 12, 2021 • 5:30 p.m. CT • Watch: ESPN and ESPN App • Listen: ESPN Central Texas & TuneIn App
Kansas City, Mo. • T-Mobile Center (18,972) • Social Media: @BaylorMBB | #SicEm

MEDIA INFORMATION

TV: ESPN and ESPN App

Talent: Bob Wischusen (pxp), Fran Fraschilla (analyst)

BU Radio: Baylor Sports Network / ESPN Central Texas

Talent: John Morris (pxp), Bryndon Manzer (analyst)

National Radio: ESPN Radio

Talent: Marc Kestecher (pxp), Malcolm Huckaby (analyst)

Social Media: @BaylorMBB | #SicEm

All-Time Series BU is 17-22 in Big 12 Championships

Drew Era Baylor is 13-15

Kansas City Baylor is 13-18

vs. OSU Baylor is 0-3

Last Game Won Quarterfinal vs. K-State, 74-68

Last Semifinal 2016, lost vs. Kansas

Last Final 2014, lost vs. Iowa State

2020-21 SCHEDULE & RESULTS

DATE	BU	OPP	OPPONENT	TV	TIME/SCORE
N28	2/1	—	vs. Louisiana-Lafayette ¹	FloHoops	W, 112-82
N29	2/1	—	vs. Washington ¹	FloHoops	W, 86-52
D2	2/1	5/10	vs. Illinois ²	ESPN	W, 82-69
D9	2/2	—	SFA	ESPN+	W, 83-52
D13	2/2	13/12	• TEXAS	ESPN	CCD
D19	2/2	—	• at Kansas State	ESPN+	W, 100-69
D21	2/2	—	UAPB	ESPN+	W, 99-42
D29	2/2	—	CENTRAL ARKANSAS	ESPN+	W, 93-56
D30	2/2	—	ALCORN STATE	ESPN+	W, 105-76
J2	2/2	—	• at Iowa State	ESPN+	W, 76-65
J6	2/2	—	• OKLAHOMA	ESPN2	W, 76-61
J9	2/2	—	• at TCU	ESPN	W, 67-49
J12	2/2	13/14	• WEST VIRGINIA	ESPN2	PPD
J16	2/2	15/15	• at Texas Tech	ESPN	W, 68-60
J18	2/2	9/9	• KANSAS	ESPN	W, 77-69
J23	2/2	rv/rv	• at Oklahoma State	CBS	W, 81-65
J27	2/2	—	• KANSAS STATE	ESPN2	W, 107-59
J30	2/2	—	AUBURN ³	ESPN	W, 84-72
F2	2/2	6/6	• at Texas	ESPN	W, 83-69
F6	2/2	—	• TCU	ESPN+	CCD
F10	2/2	12/12	• at Oklahoma	ESPN2	CCD
F13	2/2	7/8	• TEXAS TECH	ESPN	PPD
F15	2/2	13/15	• at West Virginia	ESPN	CCD
F20	2/2	rv/22	• OKLAHOMA STATE	ESPN/ESPN2	PPD
F23	2/2	—	• IOWA STATE	ESPN+	W, 77-72
F27	2/2	17/19	• at Kansas	ESPN	L, 58-71
M2	3/3	6/5	• at West Virginia	ESPN	W, 94-89 OT
M4	3/3	17/17	• OKLAHOMA STATE	ESPN2	W, 81-70
M7	3/3	18/18	• TEXAS TECH	ESPN	W, 88-73
M11	2/2	—	vs. Kansas State ⁴	ESPN	W, 74-68
M12	2/2	12/14	vs. Oklahoma State ⁴	ESPN	5:30 pm

SCHEDULE KEY

- 1 – Vegas Bubble at T-Mobile Arena (Las Vegas, Nev.)
 - 2 – Jimmy V Classic at Bankers Life Arena (Indianapolis, Ind.)
 - 3 – Big 12/SEC Challenge at Ferrell Center (Waco, Texas)
 - 4 – Big 12 Championship at T-Mobile Center (Kansas City)
- Rankings: AP/Coaches at time of game; All times Central

BAYLOR ATHLETICS COMMUNICATIONS

DAVID KAYE

Assistant AD

254-709-5147 • David_Kaye@baylor.edu

STORY LINES

- No. 2 Baylor won the Big 12 for the first time and claimed its first conference title since 1950.
- The conference title is the 6th in program history and the 4th outright title (1932, 1946, 1948, 2021).
- BU swept Oklahoma State this season and is looking to beat OSU 3 times in a season for the first time.
- BU has gone 3-0 vs. an opponent 4 times in B12 history (2010 UT, 2014 TCU, 2015 WVU, 2021 K-State).
- BU is 0-3 all-time against OSU at Big 12 Championships (1997 1RD, 1999 1RD, 2013 QTRF).
- Baylor is 11-1 vs. Oklahoma State since 2016 (lone loss 2019 in Waco) and 16-5 vs. OSU since 2012.
- Baylor is looking for its 4th Big 12 Championship finals appearance (0-3 – 2009, 2012, 2014).
- BU has won 7 consecutive neutral-site games, with its last neutral loss Nov. 8, 2019 vs. Washington.
- BU is seeking its 15th win vs. a Big 12 team this season, which would tie a school record (15-3 in 2020).
- The Bears' 22-1 start ties the best 23-game record in program history (2019-20).
- BU is playing its 5th ranked opponent in the last 6 games – Nos. 17, 6, 17, 18 and 12.
- BU held its first 9 Big 12 opponents below 70 points before 72, 71, 89, 70, 73, 68 in the last 6 games.
- BU is 7-1 vs. AP Top 25 teams this season, including 4-0 against AP Top 10 teams.
- BU is 13-2 vs. AP Top 25 teams the last 2 seasons, the nation's best record vs. ranked teams.
- BU leads the nation in 3-point percentage (.428) and is top-10 nationally in scoring margin (2nd, +19.1), scoring (2nd, 84.8), effective FG% (2nd, 58.3), steals (7th, 9.1), turnover margin (3rd, +5.1), turnovers forced (10th, 17.5), defensive turnover pct. (3rd, 24.9) and offensive rebound pct. (4th, 37.4).
- BU has led by at least 10 points in 21 of 23 games this year (4 of 6 games since the pause).
- Baylor has led by at least 4 points in all 53 games over the last 2 seasons (double-digit leads in 45 of 53).
- BU's 3FG% (.428) leads the Big 12 by so much, BU could miss 111 more attempts and still lead the league.
- Baylor's current .428 team 3FG% would break the Big 12 record (.426 by OSU in 2004-05).
- **Jared Butler** (Cousy, Wooden, Naismith semifinalist), **MaCio Teague** (West Award finalist), **Davion Mitchell & Mark Vital** (Naismith Defensive POY Semifinalists) are all national award candidates.
- **Butler** is AP Big 12 Player of the Year, Baylor's first conference POY since David Wesley (1992 SWC).
- **Butler** (1st Team) and **Mitchell** (3rd Team) were both named Sporting News All-Americans, and **Teague** (3rd Team) was named a NCAA.com All-American, giving BU 3 All-America honorees.
- **Mitchell** (coaches) and **Vital** (The Athletic) both earned Big 12 Defensive Player of the Year honors.
- For a second-straight year, BU has 60% of the Big 12 All-Defensive Team (Vital, Mitchell and Butler).
- **Butler** leads the Big 12 in 3-pointers made (2.7/game), 3-point percentage (.444) and steals (2.1), ranks 2nd in assists (5.0), 3rd in scoring (17.1), 3rd in FG% (.493) and 7th in ast-to ratio (1.76).
- **Teague** was named AP 2nd Team All-Big 12 and has been all-conference in all 4 collegiate seasons.
- **Teague** leads the 5 West Award finalists in career ppg, assists, steals, 3-pointers, FTM and FT%.
- **Scott Drew** earned AP and coaches' Big 12 Coach of the Year for a second-consecutive season.
- Six Baylor players are shooting at least 39% on 3FGs and averaging at least one 3FG made per game: **Mitchell** (47%), **Butler** (44%), **Teague** (39%), **Flagler** (41%), **Mayer** (43%) and **Cryer** (41%).

TEAM INFORMATION

BAYLOR (22-1, 13-1 Big 12)	
Ranking	2nd – AP, 2nd – Coaches
Head Coach	Scott Drew (Butler, 1993)
Career Record	384-225 (19th season)
BU Record	364-214 (18th season)
vs. OSU	21-16

Baylor in Big 12 Championships – 17-22 (13-15 Drew era)	
First Round	6-8 (3-4 Drew era)
Quarterfinals	8-7 (7-5 Drew era)
Semifinals	3-4 (3-3 Drew era)
Finals	0-3 (0-3 Drew era – 2009, 2012, 2014)

BAYLOR 2020-21 STATS

#	P	NAME	YR	PPG	RPG	APG	MPG
12	G	Jared Butler	Jr.	17.2	3.3	4.9	29.8
31	G	MaCio Teague	Sr.	16.1	4.1	1.7	31.4
45	G	Davion Mitchell	Jr.	14.2	2.7	5.5	32.7
10	G	Adam Flagler	So.	8.9	2.3	1.4	22.8
24	F	Matthew Mayer	Jr.	8.1	3.7	1.0	15.0
23	F	J. Tchamwa Tchatchoua	So.	6.7	5.3	0.8*	19.5
11	F	Mark Vital	Sr.	5.8	6.5	1.6	24.0
4	G	LJ Cryer	Fr.	4.1	0.6	0.9	11.8
0	F	Flo Thamba	Jr.	3.5	4.0	0.6*	14.6
32	F	Zach Loveday	Fr.	3.1	1.6	0.3*	6.0
5	F	Jordan Turner	RFr.	2.5	1.6	0.4	5.9
35	G	Mark Paterson	Sr.	1.3	0.9	0.0	2.2
13	F	Jackson Moffatt	So.	0.0	0.6	0.1	2.4

* - blocks per game

PRONUNCIATIONS

John JAKUS	JAYK-us
Matthew MAYER	MYE-er
DAVION Mitchell	DAY-vee-ahn
Jonathan TCHAMWA TCHATCHOUA	CHAWM-wuh CHAT-chew-wuh
MACIO Teague	may-SEE-oh
Mark VITAL	VYE-tuhl

BAYLOR CONFERENCE TITLES

1932 Southwest Conference (10-2)
 1946 Southwest Conference (11-1)
 1948 Southwest Conference (11-1)
 1949 Southwest Conference (9-3, co-champs)
 1950 Southwest Conference (8-4, co-champs)
 2021 Big 12 Conference (13-1)

BAYLOR IN THE RANKINGS

WEEK	W/L	AP	COACHES
Preseason	0-0	2nd (1540; 24)	1st (764; 12)
Nov. 30	2-0	2nd (1513; 6)	1st (764; 12)
Dec. 7	3-0	2nd (1470; 7)	2nd (774; 8)
Dec. 14	4-0	2nd (1491; 7)	2nd (772; 6)
Dec. 21	5-0	2nd (1538; 3)	2nd (725; 5)
Dec. 28	6-0	2nd (1538; 2)	2nd (771; 3)
Jan. 4	9-0	2nd (1537; 1)	2nd (771; 3)
Jan. 11	11-0	2nd (1536; 1)	2nd (771; 3)
Jan. 18	12-0	2nd (1538; 2)	2nd (747; 3)
Jan. 25	14-0	2nd (1539; 3)	2nd (771; 3)
Feb. 1	16-0	2nd (1539; 3)	2nd (772; 4)
Feb. 8	17-0	2nd (1520; 8)	2nd (772; 4)
Feb. 15	17-0	2nd (1541; 5)	2nd (772; 4)
Feb. 22	17-0	2nd (1540; 4)	2nd (771; 4)
March 1	18-1	3rd (1450)	3rd (733)
March 8	21-1	2nd (1510; 2)	2nd (740)

MILESTONE WATCH

Butler – 1 3FG for 200 in career (8th-most at BU)
Butler – 1 point for 19th all-time at BU (David Wesley)
Butler – 6 points for 17th all-time at BU (Dugat/Motley)
Butler – 8 points for 16th all-time at BU (Vinnie Johnson)
Butler – 12 points for 15th all-time at BU (Pierre Jackson)
Vital – starting 99th game – 6th all-time at BU

MISCELLANEOUS**CHARGES DRAWN BU 67, OPP 36**

23	Davion Mitchell
12	Jonathan Tchamwa Tchatchoua
8	Mark Vital
7	Matthew Mayer
6	Flo Thamba
4	Jared Butler
3	Adam Flagler
2	MaCio Teague
1	LJ Cryer, Mark Paterson

DUNKS BU 73, OPP 44

29	Jonathan Tchamwa Tchatchoua
10	Flo Thamba
9	Mark Vital
8	Matthew Mayer
5	Zach Loveday, MaCio Teague
4	Jared Butler
2	Davion Mitchell
1	Adam Flagler

FIRST CONFERENCE TITLE IN 71 YEARS

- Baylor won its first conference championship in 71 seasons (1950 Southwest Conference).
- Baylor has won six league titles in programs history, four of them outright – 1932 (10-2), 1946 (11-1), 1948 (11-1), 1949 (9-3), 1950 (8-4) and 2021 (13-1). The 1949 and 1950 titles were co-championships.
- Baylor's best previous Big 12 finish was outright 2nd-place last season. BU also tied for 2nd in 2010 and 2017.
- Baylor's 15 Big 12 wins last season were the most ever by a team that didn't claim the Big 12 title.

QUICK HITS

- Baylor is guaranteed to finish with its fewest losses since going 13-0 in 1911-12.
- Baylor is 25-1 at home over the last 2 seasons, with the lone loss by 3 points to Kansas on 2/22/20.
- BU is 14-3 in Big 12 road games over the last 2 seasons (rest of league is 59-99 in B12 road games).
- Baylor has been top-5 ranked for 27-straight weeks. BU was top-5 for 12 weeks all-time prior to this streak.
- BU's streak of 35-straight AP polls ranked is the nation's 3rd-longest active streak and longest in BU history.
- Baylor is 48-5 since **Teague** and **Mitchell** became eligible at the start of 2019-20.
- **Vital** holds the BU record for career Big 12 wins at 45-22. The previous record was A.J. Walton's 39.
- Baylor became the first team since UNLV in 1990-91 to win its first 17 games by 8+ points.
- Baylor joins Duke, Gonzaga and Kansas as the only programs ranked No. 1 in 3 of the last 5 seasons.
- BU is 1 of 5 Power-5 schools (Duke, Kentucky, Kansas, Michigan St.) to win 18+ every year since 2008.
- Head coach **Scott Drew** is in his 18th season in Waco and is BU's all-time wins leader (364-214).
- Baylor's 18-game winning streak tied the 4th-longest in the Big 12's 25-year history. The Bears set the record with 23 straight last season, while Kansas had the 2nd and 3rd-longest streaks – 22 in 1997 and 20 in 2008.
- Baylor signed the highest-ranked recruiting class in program history (No. 4) in November. BU inked 5-star Kendall Brown, 4-star Langston Love and 4-star Jeremy Sochan for the 2021-22 season.
- Baylor won double-digit Big 12 games for the 8th time (2010, 2012, 2015, 2016, 2017, 2019, 2020, 2021).
- Baylor is 70-5 when leading at halftime over the last 4 seasons (40-2 over last 2 seasons, 19-0 this season).
- Baylor has won 90% of its games when leading at the half since 2011-12 (188-21).
- BU is 48-3 when leading at any point in the 2nd half of a game over the last 2 seasons (136-23 last 6 seasons).
- Baylor has won 20+ games in 12 of the last 14 seasons after recording only three 20-win seasons in the previous 100 years of Baylor Basketball (1946, 1948, 1988).
- Baylor is 239-98 over the last 10 seasons, averaging 24 wins per season since 2011-12.
- Baylor's 239 wins since 2011-12 are second-most in the Big 12 behind only Kansas (284).
- Baylor is 330-145 since 2007-08, the first year Drew's staff had a full allotment of scholarships.
- Eight of Baylor's players either have used or are currently using a redshirt year. Four after transferring to BU – Flagler, Mitchell, Tchamwa Tchatchoua and Teague, and four as freshmen – Moffatt, Turner, Vital and Dainja.
- Ten of Baylor's 11 starting point guards under Drew have earned All-Big recognition (16 of last 17 seasons).
- Baylor is 1 of 14 teams nationally to appear in every postseason since 2012 (6 NCAAs, 2 NITs).
- Baylor has the nation's 10th-longest active streak with at least one 3-point FG made in 955 straight games – the last time Baylor failed to make a 3-pointer was more than 30 years ago, on Feb. 21, 1990 vs. Texas Tech (0-8).

BAYLOR VS. OSU THIS SEASON

- Baylor trailed 34-25 late in the first half in Stillwater, but the Bears fought back to win 81-66 on Jan. 23. BU trailed 50-48 with 12 minutes left, then went on a 19-1 run and led by double-digits the rest of the way.
- In Waco, BU built an 11-point halftime lead and led for 38:42 of game time, never trailing by more than 1 point.

2020-21 BAYLOR BASKETBALL ROSTER

NO.	NAME	HT.	WT.	CL.	WING.	HOMETOWN/HIGH SCHOOL (PREVIOUS COLLEGE)
0	Flo Thamba, F	6-10	245	Jr.	7-5	Kinshasa, Democratic Republic of Congo/Mountain Mission
4	LJ Cryer, G	6-1	185	Fr.	6-3	Katy, Texas/Morton Ranch HS
5	Jordan Turner, G/F	6-8	195	Fr. [%]	7-0	Houston, Texas/Sunrise Christian
10	Adam Flagler, G	6-3	180	So. [%]	6-3	Duluth, Ga./Duluth HS (Presbyterian)
11	Mark Vital, G/F	6-5	250	Sr. [^]	6-9	Lake Charles, La./Advanced Prep International
12	Jared Butler, G	6-3	195	Jr.	6-3	Reserve, La./Riverside Academy
13	Jackson Moffatt, G/F	6-7	200	So.	6-7	Magnolia, Texas/Magnolia HS
23	Jonathan Tchamwa Tchatchoua, F	6-8	245	So. [%]	7-3	Douala, Cameroon/NBA Global Academy - Australia (UNLV)
24	Matthew Mayer, G/F	6-9	225	Jr.	6-8	Austin, Texas/Westlake HS
31	MaCio Teague, G	6-4	195	Sr. [#]	6-11	Cincinnati, Ohio/Walnut Hills HS (UNC Asheville)
32	Zach Loveday, F	7-0	215	Fr.	7-0	Gallipolis, Ohio/Huntington Prep
35	Mark Paterson, G	6-1	180	Sr.	6-0	Dallas, Texas/Trinity Christian Addison (St. Edward's)
42	Dain Dainja, F	6-9	270	Fr.	7-7	Brooklyn Park, Minn./Park Center HS
45	Davion Mitchell, G	6-2	205	Jr. [#]	6-3	Hinesville, Ga./Liberty County HS (Auburn)

[^] - sat out 2016-17 as redshirt * - sat out 2017-18 as redshirt # - sat out 2018-19 as redshirt % - sat out 2019-20 season as redshirt

COACHING & SUPPORT STAFF

Head Coach: Scott Drew (Butler, 1993), 17th season at Baylor (18th season as Division I head coach)

Associate Head Coach: Jerome Tang (Charter Oak State, 2007), 17th season at Baylor

Assistant Coach: Alvin Brooks III (Idaho State, 2002), 4th season at Baylor

Assistant Coach: John Jakus (Trinity International, 1999), 3rd season at Baylor

Special Assistant & Director of Player Development: Jared Nuness (Valparaiso, 2001), 10th season at Baylor

Special Assistant to the Head Coach: Bill Peterson (Eckerd, 1979), 3rd season at Baylor

Director of Basketball Operations: Aditya Malhotra (Baylor, 2006), 7th season at Baylor

Director of Video Operations: Ty Beard (Baylor, 2009), 3rd season at Baylor

BUTLER AND DREW LEAD GROUP OF SIX BIG 12 HONOREES

- **Jared Butler** was named AP Big 12 Player of the Year, while **Scott Drew** earned Big 12 Coach of the Year.
- **Butler** became Baylor's first conference Player of the Year since David Wesley in the 1992 SWC.
- **Drew**, a National Coach of the Year candidate, earned his second-consecutive Big 12 Coach of the Year award.
- Six from the Baylor program earned Big 12 honors, led by **Butler's** unanimous All-Big 12 First Team selection.
- **Davion Mitchell** (First Team), **MaCio Teague** (Second Team) and **Mark Vital** (HM) were also recognized.
- **Jonathan Tchamwa Tchatchoua** was named to the All-Newcomer Team.
- For a second-straight season, BU had 60% of the Big 12 All-Defensive Team (**Butler, Mitchell, Vital**).

TRIO OF BAYLOR GUARDS NAMED ALL-AMERICANS

- **Jared Butler** (First Team) and **Davion Mitchell** (Third Team) were named Sporting News All-Americans, while **MaCio Teague** (Third Team) was an NCAA.com All-American. It's the first time BU has had 3 All-Americans.
- **Butler** joined Hubert Kirkpatrick (Helms Foundation 1938) as the only First-Team All-Americans in BU history.
- **Butler** is now a 2-time All-American (Third Team last season), Baylor's first since Micheal Williams in 1987-88.
- Baylor has now had 11 different All-Americans in the Drew era – Curtis Jerrells, Ekpe Udoh, Tweety Carter, LaceDarius Dunn, Pierre Jackson, Perry Jones III, Rico Gathers, Johnathan Motley, Butler, Mitchell and Teague.
- **Butler** was named AP Big 12 Player of the Year. He is Baylor's third conference player of the year, joining Terry Teagle (1980 Southwest Conference) and David Wesley (1992 Southwest Conference).

BAYLOR'S BIG 12 CHAMPIONSHIP HISTORY

- Baylor is the No. 1 seed in a conference tournament for the first time, dating back to the 1976 SWC Tournament.
- Baylor is 17-22 all-time in the Big 12 Championship and 13-15 under head coach Scott Drew.
- Baylor is 11-11 all-time at T-Mobile Center, including a 2-0 mark in the 2017 Hall of Fame Classic
- BU is 9-11 in Big 12 Championship games at T-Mobile Center and 13-18 in Big 12 Championship games in Kansas City.
- BU is 7-5 in Big 12 Championship play as the higher seed and 10-17 as the lower seed.

BAYLOR AT THE BIG 12 CHAMPIONSHIP

Year	Round	Opponent	Score	Location	
1997	March 6	First Round	[8] Oklahoma State 80, [9] Baylor 66	Kansas City, Mo.	
1998	March 5	First Round	[5] Baylor 66, [12] Texas A&M 63	Kansas City, Mo.	
	March 6	Quarterfinals	[4] Nebraska 65, [5] Baylor 61	Kansas City, Mo.	
1999	March 4	First Round	[5] Oklahoma State 83, [12] Baylor 57	Kansas City, Mo.	
2000	March 9	First Round	[9] Baylor 63, [8] Nebraska 55	Kansas City, Mo.	
	March 10	Quarterfinals	[1] Iowa State* 76, [9] Baylor 64	Kansas City, Mo.	
2001	March 8	First Round	[8] Baylor 86, [9] Colorado 84 (ot)	Kansas City, Mo.	
	March 9	Quarterfinals	[8] Baylor 62, [1] Iowa State 49	Kansas City, Mo.	
	March 10	Semifinals	[4] Texas 76, [8] Baylor 62	Kansas City, Mo.	
2002	March 7	First Round	[7] Kansas State 74, [10] Baylor 73 (ot)	Kansas City, Mo.	
2003	March 13	First Round	[7] Texas Tech 68, [10] Baylor 65	Dallas, Texas	
2004	— Did Not Participate —				Dallas, Texas
2005	March 10	First Round	[5] Iowa State 77, [12] Baylor 57	Kansas City, Mo.	
2006	March 9	First Round	[5] Colorado 65, [12] Baylor 61	Dallas, Texas	
2007	March 8	First Round	[11] Baylor 97, [6] Missouri 83	Oklahoma City, Okla.	
	March 9	Quarterfinals	[3] Texas 74, [11] Baylor 69	Oklahoma City, Okla.	
2008	March 13	First Round	[12] Colorado 91, [5] Baylor 84 (2ot)	Kansas City, Mo.	
	March 11	First Round	[9] Baylor 65, [8] Nebraska 49	Oklahoma City, Okla.	
2009	March 12	Quarterfinals	[9] Baylor 71, [1] Kansas 64	Oklahoma City, Okla.	
	March 13	Semifinals	[9] Baylor 76, [5] Texas 70	Oklahoma City, Okla.	
	March 14	Championship	[3] Missouri* 73, [9] Baylor 60	Oklahoma City, Okla.	
	March 11	Quarterfinals	[3] Baylor 86, [6] Texas 67	Kansas City, Mo.	
2010	March 12	Semifinals	[2] Kansas State 82, [3] Baylor 75	Kansas City, Mo.	
	March 9	First Round	[10] Oklahoma 84, [7] Baylor 67	Kansas City, Mo.	
2011	March 8	Quarterfinals	[4] Baylor 82, [5] Kansas State 74	Kansas City, Mo.	
	March 9	Semifinals	[4] Baylor 81, [1] Kansas 72	Kansas City, Mo.	
2012	March 10	Championship	[2] Missouri* 90, [4] Baylor 75	Kansas City, Mo.	
2013	March 14	Quarterfinals	[3] Oklahoma State 74, [6] Baylor 72	Kansas City, Mo.	
	March 12	First Round	[7] Baylor 76, [10] TCU 68	Kansas City, Mo.	
2014	March 13	Quarterfinals	[7] Baylor 78, [2] Oklahoma 73	Kansas City, Mo.	
	March 14	Semifinals	[7] Baylor 86, [3] Texas 69	Kansas City, Mo.	
2015	March 15	Championship	[4] Iowa State* 74, [7] Baylor 65	Kansas City, Mo.	
	March 12	Quarterfinals	[4] Baylor 80, [5] West Virginia 70	Kansas City, Mo.	
2016	March 13	Semifinals	[1] Kansas 62, [4] Baylor 52	Kansas City, Mo.	
	March 10	Quarterfinals	[5] Baylor 75, [4] Texas 61	Kansas City, Mo.	
2017	March 11	Semifinals	[1] Kansas* 70, [5] Baylor 66	Kansas City, Mo.	
	March 9	Quarterfinals	[6] Kansas State 70, [3] Baylor 64	Kansas City, Mo.	
2018	March 8	Quarterfinals	[3] West Virginia 78, [6] Baylor 65	Kansas City, Mo.	
2019	March 14	Quarterfinals	[5] Iowa State 83, [4] Baylor 66	Kansas City, Mo.	
2021	March 11	Quarterfinals	[1] Baylor 74, [9] Kansas State 68	Kansas City, Mo.	

* Big 12 tournament champions



SCOTT DREW
HEAD COACH
18TH SEASON AT BAYLOR

THE DREW FILE

PERSONAL

Birthdate: Oct. 23, 1970
Birthplace: Kansas City, Mo.
Family: Wife, Kelly; daughter Mackenzie, sons Peyton and Brody

EDUCATION

College: Butler, 1993; Valparaiso, 1994 (Master's)

COACHING EXPERIENCE

1993-01 Valparaiso (assistant coach)
2001-02 Valparaiso (associate head coach)
2002-03 Valparaiso (head coach)
2003-pres. **Baylor (head coach)**

THE DREW WORKSHEET

YEAR	SCHOOL	OVERALL	CONF.
2002-03	Valparaiso	20-11	12-2
2003-04	Baylor	8-21	3-13
2004-05	Baylor	9-19	1-15
2005-06†	Baylor	4-13	4-12
2006-07	Baylor	15-16	4-12
2007-08	Baylor ¹	21-11	9-7
2008-09	Baylor ²	24-15	5-11
2009-10	Baylor ¹	28-8	11-5
2010-11	Baylor	18-13	7-9
2011-12	Baylor ¹	30-8	12-6
2012-13*	Baylor ²	23-14	9-9
2013-14	Baylor ¹	26-12	9-9
2014-15	Baylor ¹	24-10	11-7
2015-16	Baylor ¹	22-12	10-8
2016-17	Baylor ¹	27-8	12-6
2017-18	Baylor ²	19-15	8-10
2018-19	Baylor ¹	20-14	10-8
2019-20	Baylor ³	26-4	15-3
2020-21	Baylor	22-1	13-1
TOTAL	19th season	384-225	163-153
BAYLOR	18th season	364-214	151-151

† Baylor played no non-conference schedule due to NCAA sanctions.
* Two of Baylor's wins were credited to interim head coach Jerome Tang.
¹ NCAA Tournament Appearances | ² NIT Appearances | ³ COVID-19 pandemic

DREW VS. 2020-21 OPPONENTS

OPPONENT	CAREER
Alcorn State	3-0
Arkansas-Pine Bluff	2-0
Auburn	2-0
Central Arkansas	3-0
Illinois	1-1
Iowa State.....	18-13
Louisiana-Lafayette.....	2-0
Kansas	6-26
Kansas State	16-16
Oklahoma	15-22
Oklahoma State.....	21-16
SFA	3-2
Texas	18-21
TCU.....	14-4
Texas Tech.....	22-13
Washington.....	1-1
West Virginia	12-8
CAREER W-L TOTAL	384-225

MISCELLANEOUS STATISTICS

Current Streak.....	Won 4
Current Home Streak.....	Won 13
Current Neutral Streak.....	Won 7
Current Road Streak.....	Won 1
Last Win.....	March 11 vs. K-State (74-68)
Last Home Win.....	March 7 vs. #18 Texas Tech (88-73)
Last Neutral Win.....	March 11 vs. K-State (74-68)
Last Road Win.....	March 2 at #6 West Virginia (94-89)
Last Loss.....	Feb. 27 at #17 Kansas (58-71)
Last Home Loss.....	Feb. 22, 2020 vs. #3 Kansas (61-64)
Last Neutral Loss.....	Nov. 8, 2019 vs. Washington (64-67)
Last Road Loss.....	Feb. 27 at #17 Kansas (58-71)

2020-21 RECORD BY STARTING LINEUP

Mitchell (g), Butler (g), Teague (g), Vital (f), Thamba (f)..... 22-1

RECORD WHEN...

	2020-21		DREW
	ALL	B12	ERA
Leading or tied at halftime	19-0	10-0	296-48
Trailing at halftime	3-1	3-1	70-166
Shoot 50 percent or higher	13-0	7-0	168-12
Shoot lower than 50 percent	9-1	6-1	198-202
Shoot higher pct than opponent	19-0	10-0	314-29
Shoot lower percentage than opp	3-1	3-1	52-185
Opp. shoot lower than 50 percent	19-0	11-0	343-115
Opp. shoot 50 percent or higher	3-1	2-1	23-99
Score fewer than 60 points	0-1	0-1	16-51
Score 60-plus points	22-0	13-0	350-163
Score 70-plus points	20-0	11-0	302-69
Score 80-plus points	15-0	7-0	154-12
Score 90-plus points	7-0	3-0	66-3
Score 100-plus points	4-0	2-0	25-0
Opp. score fewer than 50 points	2-0	1-0	38-1
Opp. score fewer than 60 points	6-0	2-0	135-9
Opp. score fewer than 70 points	15-0	9-0	261-55
Opp. score fewer than 80 points	20-1	12-1	345-145
Opp. score 80-plus points	2-0	1-0	21-69
Opp. score 90-plus points	0-0	0-0	3-19
More rebounds than opponent	15-0	8-0	274-80
Equal/fewer rebounds than opp.	6-1	4-1	91-134
Fewer turnovers than opp.	16-1	9-1	193-71
Equal/more turnovers than opp.	6-0	4-0	173-143
Games decided by 5 or fewer pts	2-0	2-0	74-63
OT games	1-0	1-0	20-5
Games as AP ranked team	22-1	13-1	196-68
Games vs. AP ranked opponents	7-1	6-1	54-101
Games following a loss	2-0	1-0	112-96
Games following a win	20-1	12-1	253-118
More points in paint than opp.	14-0	8-0	257-86
Equal/fewer pts in paint than opp.	8-1	5-1	109-128
More points off TO than opp.	18-1	10-1	228-74
Equal/fewer pts off TO than opp.	4-0	3-0	138-140
More bench points than opp.	16-0	8-0	217-108
Equal/fewer bench points than opp.	6-1	5-1	149-106
More 2nd-chance points than opp.	19-0	11-0	219-110
Equal/fewer 2nd-ch. pts than opp.	3-1	2-1	147-104
Playing in November	2-0	0-0	79-15
Playing in December	6-0	1-0	84-19
Playing in January	8-0	7-0	84-63
Playing in February	2-1	2-1	69-71
Playing in March	4-0	3-0	48-45
Playing in April	0-0	0-0	2-1

NATION'S-BEST 13-2 VS. RANKED TEAMS OVER LAST TWO SEASONS

- Baylor is 13-2 against AP Top-25 ranked teams over the last two seasons. BU became the first team since Indiana in 1974-76 to win 10 of 11 games against ranked opponents before the Feb. 27 loss at Kansas ended the run.
- The 13-2 record includes 7-1 away from home, with neutral wins vs. #17 Villanova (Nov. 2019) and #5 Illinois (Nov. 2020) and road wins at #22 Texas Tech (Jan. 2020), at #4 Kansas (Jan. 2020), at #15 Texas Tech (Jan. 2021), at #6 Texas (Feb. 2021) and at #6 West Virginia (March 2021).
- BU is 6-1 at home vs. ranked teams in the last 2 seasons – wins vs. #12 Arizona (Dec. 2019), #18 Butler (Dec. 2019), #14 West Virginia (Feb. 2020), #9 Kansas (Jan. 2021), #17 Oklahoma State (March 2021) and #18 Texas Tech (March 2021), and the lone loss by 3 points to #3 Kansas (Feb. 2020).

ONE OF THE GREATEST REBUILDS IN NCAA HISTORY

- **Scott Drew** became Baylor head coach in 2003, starting of one of the greatest rebuilds in NCAA history.
- Drew was named 2020 NBC Sports National Coach of the Year and 2017 Basketball Times National COY.
- Drew is now in his 18th season at Baylor and is the school's all-time wins leader (364).
- Drew is coaching his 579th game at Baylor (364-214). His .630 winning pct. is best in BU history among coaches with 40+ games, and he's the program's all-time wins leader with 163 more victories than any other coach.
- Baylor has a .695 winning percentage (330-145) since Drew's first year with no scholarship restrictions in 2007-08 and a .709 winning percentage (239-98) over the last 10 seasons since 2011-12.
- Drew (50) is the youngest of 12 coaches nationally to take his current program to four Sweet 16s since 2010.
- Baylor is playing its 265th game as a ranked team in Drew's 18 seasons. BU was ranked in 2 of 2,197 games over the program's first 97 seasons prior to Drew. Since 2008-09, BU has been ranked in 262 of 444 games.
- BU is 1 of 5 Power-5 schools (Duke, Kentucky, Kansas, Michigan State) with 18+ wins in every season since 2008.
- In Drew's first 17 seasons at Baylor, 44 players have gone on to professional careers.

DREW BECOMES THIRD BIG 12 COACH TO REACH 150 CONFERENCE WINS

- **Scott Drew** joined Rick Barnes and Bill Self as the only coaches to reach 150 Big 12 wins on March 4 vs. OSU.
- Drew needed 136 games over 2,940 days for his first 50 Big 12 wins (50-86), 88 games over 1,821 days for his next 50 Big 12 wins (50-38) and only 77 games over 1,493 days for his next 50 Big 12 wins (50-27).
- Drew was named Big 12 Coach of the Year for a second-consecutive season, and he is once again 1 of 10 Naismith Men's Coach of the Year semifinalists.

TWO NAISMITH DEFENSIVE PLAYER OF THE YEAR SEMIFINALISTS

- For the second straight season, Baylor is the only team with two Naismith Defensive Player of the Year semifinalists.
- **Davion Mitchell** and **Mark Vital** have been semifinalists two straight years, and Vital was a finalist last year.
- Both **Mitchell** (coaches) and **Vital** (The Athletic) earned Big 12 Defensive Player of the Year honors.
- "The nation's best on-ball defender," **Mitchell** has earned the nickname "Off Night" for his habit of forcing the player he's defending into having an off night. He ranks 2nd in the Big 12 with 2.0 steals per game.
- "The nation's more versatile defender," **Vital** has earned a reputation for his ability to guard any position the floor.

BUTLER AND TEAGUE FINALISTS FOR POSITIONAL AWARDS

- **Jared Butler** and **MaCio Teague** have been named finalists for Basketball Hall of Fame Starting 5 Awards.
- **Butler** is 1 of 5 finalists for the Bob Cousy Point Guard of the Year Award. He is up against Illinois' Ayo Dosunmu, OSU's Cade Cunningham, Gonzaga's Jalen Suggs and Villanova's Collin Gillespie.
- **Butler** has led the Bears to a 6-0 record vs. the teams of the other finalists over the last 2 seasons.
- **Teague** is 1 of 5 finalists for the Jerry West Shooting Guard of the Year Award. He is up against Gonzaga's Joel Ayayi, Houston's Quentin Grimes, Iowa's Joe Wieskamp and Oregon's Chris Duarte.
- Among the 5 finalists, **Teague** leads in career points per game, assists, steals, 3-pointers, free throws and FT%.

BUTLER A NATIONAL PLAYER OF THE YEAR CANDIDATE

- **Jared Butler** is a Bob Cousy Point Guard Award finalist (1 of 5), a Naismith Trophy Semifinalist (1 of 10), and he's on the Wooden Award National Ballot (1 of 15) and Lute Olson Award midseason watch list.
- Regarded as "the nation's best 2-way player," Butler was also 1 of 15 on the Naismith Defensive POY watch list.
- Butler leads the Big 12 Conference in steals (2.1), 3FG% (.443) and 3FGs made (2.7). He ranks 3rd in the league in scoring (17.2), 2nd in assists (4.9), 3rd in FG% (.493) and 7th in assist-to-turnover ratio (1.64).
- Butler has posted 20-point games on the road against 8 of 9 Big 12 opponents over the last 2 seasons.
- Butler is on track to graduate in May, less than 3 years after enrolling at Baylor in August 2018. He also serves as a student-athlete representative on the NCAA Division I Men's Basketball Oversight Committee.

BIG 12 INDIVIDUAL RANKINGS (THRU 3/5/21)

- **Jared Butler** – 1st steals (2.1), 1st 3FG% (.444), 1st 3FGs (2.7), 2nd assists (5.0), 3rd scoring (17.1), 3rd FG% (.493), 7th A-T ratio (1.76), 3rd 20-point games (8)
- **Davion Mitchell** – 1st assists (5.7), 1st FG% (.516), 2nd steals (1.9), 2nd A-T ratio (2.27), 5th 3-pointers (2.3), 12th scoring (13.8), 15th minutes (32.5)
- **MaCio Teague** – 6th scoring (15.8), 5th FG% (.481), 12th 3-pointers (2.0)
- **Jonathan Tchamwa Tchatchoua** – 15th rebounds (5.4), 12th offensive reb. (2.0)
- **Mark Vital** – 6th blocks (1.1), 8th rebounds (6.3), 13th steals (1.2), 5th offensive reb. (2.6)

THIRTY-SIX WINS VS. RANKED TEAMS IN LAST SEVEN SEASONS

- Baylor has gone 36-34 against ranked teams since the start of the 2014-15 season (13-2 last 2 seasons).
- BU is 54-74 against AP-ranked teams since 2007-08 after going 17-122 in the program's first 101 seasons.
- Baylor has won multiple games vs. AP Top 25 teams in each of the last 14 seasons (including this season).
- The Bears have defeated at least five ranked teams in six of the last eight seasons.

TWENTY-SEVEN STRAIGHT WEEKS AP TOP-5 RANKED

- BU is ranked No. 2 in the March 8 AP Top 25, extending its school-record streak to 27 straight weeks top-5 ranked. The Bears were top-5 ranked in 12 total weeks in program history prior to the current streak.
- Baylor has been in the AP Top 25 a school-record 36-straight weeks, which is the nation's 3rd-longest active streak behind only Gonzaga (94) and Villanova (39).
- Baylor's 5-week streak at No. 1 last season was the longest since Kentucky in 2015.

ONE OF FOUR PROGRAMS RANKED NO. 1 THREE TIMES SINCE 2017

- Baylor joins Duke, Gonzaga and Kansas as the only programs ranked No. 1 in three seasons since 2017.
- BU was No. 1 for the first time on Jan. 9, 2017, spent five weeks ranked No. 1 in 2020 and was No. 1 in the preseason and week 1 coaches' polls this year. All told, BU has been No. 1 for eight weeks since 2017.
- The Bears have been ranked in 24 of 25 AP Top 25 spots during the Drew era (all since 2008). The only spot Baylor hasn't been ranked in the AP poll is No. 8.

"OFF NIGHT" MITCHELL NAMED ALL-AMERICAN AND BIG 12 DEFENSIVE POY

- **Davion Mitchell** was named Sporting News Third-Team All-America and picked up Big 12 Defensive Player of the Year from the league's coaches. He averaged 15.4 ppg in Big 12 play, up from 11.0 ppg in non-conference play.
- Regarded as "the nation's best on-ball defender," Mitchell is 1 of 10 semifinalists for Naismith Defensive POY.
- In conference games, Mitchell led the Big 12 in 3FG% (.449), ranked 2nd in ast-to ratio (1.80), 3rd in assists (4.5), 3rd in FG% (.500), 3rd in 3-pointers made (2.5), 5th in steals (1.6), 9th in scoring (15.4) and 5th in minutes (34.8).
- Mitchell's last 9 games: 18.3 ppg, 53% 3FGs (30-of-57), 4.9 apg, 2.32 assist-to-turnover ratio (44 ast/19 TOs).
- Mitchell has started all 53 games at BU after coming off the bench in all 34 games as an Auburn freshman (2017-18).
- Baylor is 48-5 with Mitchell in the lineup, including a league-best 28-4 mark in Big 12 play over the last 2 seasons.
- When Mitchell has played 20+ minutes, his collegiate teams are 60-5 (12-0 at Auburn, 48-5 at Baylor).
- When Mitchell scores 10+ points, his collegiate teams are 32-2 (2-0 at Auburn, 30-2 at Baylor).

TEAGUE RECORDS FOURTH ALL-CONFERENCE SEASON

- **MaCio Teague** has earned all-conference honors in all 4 collegiate seasons – All-Big South First Team in 2017 and 2018 at UNC Asheville and All-Big 12 Second Team in 2020 & 2021 at Baylor.
- Teague was named a Third-Team All-American by NCAA.com, becoming the 11th All-American of the Drew era.
- Teague ranks 6th in the Big 12 in scoring (16.1), 5th in field goal percentage (.491) and 12th in 3-pointers (2.0).
- Teague is the nation's only active player with 1,500+ career points (1,838), 500+ rebounds (523), 250+ assists (266), 125+ steals (137) and 250+ made 3-pointers (273).
- Teague tied the school-record with 10 made 3-pointers on March 7 vs. Texas Tech – the most ever by a Baylor player in a conference game and the 2nd-most by any Big 12 Conference player in the league's 25-year history.
- The Bears have gone 48-5 since Teague's first game at Baylor, including 28-4 in Big 12 play.
- Teague has started all but 3 games (Nov. 20, 2016, Feb. 18, 2020, Feb. 22, 2020) in his career.
- Baylor is 41-2 when Teague scores 10+ points and 17-1 when he leads the team in scoring.

VITAL TO BEARS' SUCCESS

- **Mark Vital** is back after being named one of 4 Naismith Defensive Player of the Year Award finalists in 2020.
- "The nation's most versatile defender" Vital is again among 10 semifinalists for Naismith Defensive POY.
- Vital has played in 45 career Big 12 wins (45-22), passing A.J. Walton (39-29) for the school record.
- Vital was unanimously selected to the Big 12 All-Defensive Team for a second-straight season and earned All-Big 12 honors for the third time in his career (2019 honorable mention, 2020 Third Team, 2021 honorable mention).
- Vital had his first double-double of the year (10 pts, 15 rebs) in a senior night win on March 7 vs. Texas Tech.
- Vital posted a career-high 19 points on 8-of-9 from the field in the Jan. 23 win at Oklahoma State.
- In Baylor's Nov. 29, 2020 game vs. Washington, Vital's 15 rebounds matched all Washington players combined (15). That was the second time Vital accomplished the feat, after doing so for the first time at Arizona in 2018.

BENCH TRIO SCORING WITH EFFICIENCY

- **Adam Flagler, Matthew Mayer** and **LJ Cryer** give the Bears a trio of efficient shooters off the bench.
- All 3 are shooting at least 41% from 3-point range – Mayer (.434), Flagler (.410), Cryer (.410) – and combined they've shot .417 from behind the arc (73-of-175) and averaged 3.2 made 3-pointers per game.
- Flagler has scored in double-figures in 10 of 21 games played this season, including six games with 15+ points, Mayer has 10+ points in 9 of 23 games, and Cryer has twice scored 15+ points off the bench.
- Flagler has made at least one 3-pointer in 50 of 57 collegiate games. He's made multiple 3-pointers in 43 of 57 career games, including 27 games with 3+ made treys.
- Mayer has scored in double-figures in 8 of the last 18 games and has 3 games this season with 15+ points. He's shooting 55% inside the arc (47-86) and is 2nd on the team with 21.6 points per 40 minutes.
- Cryer has made a 3-pointer in 8 of 10 games with an attempt and is shooting .410 from 3-point range.

DOUBLE-FIGURE GAMES

POINTS	20-21	CAREER
MaCio Teague	21	97 (54 at UNC Asheville)
Jared Butler	20	63
Davion Mitchell	17	34 (2 at Auburn)
Adam Flagler	10	42 (32 at Presbyterian)
Matthew Mayer	9	19
J. Tchamwa Tchatchoua	5	6 (1 at UNLV)
Mark Vital	2	26
LJ Cryer	2	2
Flo Thamba	1	2
Jordan Turner	1	1
Zach Loveday	1	1

REBOUNDS	20-21	CAREER
Mark Vital	5	17
J. Tchamwa Tchatchoua	2	4 (2 at UNLV)
MaCio Teague	1	5 (3 at UNC Asheville)
Flo Thamba	1	1

DOUBLE-DOUBLES	20-21	CAREER
MaCio Teague	1	5 (3 at UNC Asheville)
Mark Vital	1	3
J. Tchamwa Tchatchoua	1	2 (1 at UNLV)
Davion Mitchell	1	2
Jared Butler	1	1

20+ POINTS	20-21	CAREER
Jared Butler	8	18
MaCio Teague	5	28 (20 at UNC Asheville)
Davion Mitchell	5	5
Adam Flagler	1	11 (10 at Presbyterian)

30+ POINTS	20-21	CAREER
Jared Butler	1	3
MaCio Teague	1	3 (2 at UNC Asheville)
Davion Mitchell	1	1

ACTIVE STREAKS**CONSECUTIVE STARTS**

73	Jared Butler
53	Davion Mitchell
28	MaCio Teague
24	Mark Vital
23	Flo Thamba

CONSECUTIVE GAMES PLAYED

87	Jared Butler
87	Davion Mitchell (34 at Auburn)
57	Matthew Mayer
28	MaCio Teague
25	Flo Thamba
24	Mark Vital
17	Adam Flagler
5	Jonathan Tchamwa Tchatchoua

CONSECUTIVE GAMES WITH 3-POINTER

13	Jared Butler
12	Davion Mitchell
5	MaCio Teague
1	Matthew Mayer

CONSECUTIVE GAMES WITH 10+ POINTS

9	MaCio Teague
5	Davion Mitchell
4	Jared Butler

LARGEST LEADS & DEFICITS

	W/L	HALFTIME SCORE	HALFTIME MARGIN	LARGEST LEAD	LARGEST DEFICIT
vs. Louisiana	W	112-82	+13 (53-40)	+33	-4
vs. Washington	W	86-52	+14 (38-24)	+37	—
vs. #5 Illinois	W	82-69	+1 (31-30)	+16	-2
SFA	W	83-52	+16 (38-22)	+37	-2
at K-State	W	100-69	+29 (56-27)	+32	—
UAPB	W	99-42	+43 (55-12)	+58	—
Central Ark.	W	93-56	+18 (53-35)	+43	—
Alcorn St.	W	105-76	+32 (59-27)	+44	-4
at Iowa St.	W	76-65	+4 (36-32)	+13	-3
Oklahoma	W	76-61	+17 (42-25)	+19	—
at TCU	W	67-49	-1 (29-28)	+18	-4
at #15 TTU	W	68-60	+8 (26-18)	+10	-3
#9 Kansas	W	77-69	+13 (41-28)	+16	—
at Oklahoma St.	W	81-65	-4 (32-36)	+18	-9
K-State	W	107-59	+28 (56-24)	+52	—
Auburn	W	84-72	+5 (35-30)	+21	-2
at #6 Texas	W	83-69	+7 (41-34)	+15	-2
Iowa St.	W	77-72	-5 (32-37)	+5	-17
at #17 Kansas	L	58-71	-3 (30-33)	+4	-13
at #6 WVU	W	94-89 OT	+4 (35-31)	+12	-7
#17 Oklahoma St.	W	81-70	+11 (42-31)	+14	-1
#18 Texas Tech	W	88-73	+2 (34-32)	+22	—
vs. Kansas St.	W	74-68	+2 (36-34)	+12	-1

GAME TRENDS

	W/L	SCORE	TIME LEADING	TIME TRAILING	TIME TIED
vs. Louisiana	W	112-82	37:27	1:32	1:01
vs. Washington	W	86-52	38:15	—	1:45
vs. #5 Illinois	W	82-69	24:48	6:43	8:29
SFA	W	83-52	36:56	0:54	2:10
at K-State	W	100-69	39:20	—	0:40
UAPB	W	99-42	38:51	—	1:09
Central Ark.	W	93-56	39:41	—	0:19
Alcorn State	W	105-76	35:59	2:40	1:21
at Iowa St.	W	76-65	34:53	1:33	3:34
Oklahoma	W	76-61	39:25	—	0:35
at TCU	W	67-49	31:06	5:45	3:09
at #15 TTU	W	68-60	30:14	4:47	4:59
#9 Kansas	W	77-69	39:43	—	0:17
at Oklahoma St.	W	81-65	16:11	20:26	3:23
K-State	W	107-59	37:55	—	2:05
Auburn	W	84-72	35:27	1:01	3:32
at #6 Texas	W	83-69	36:45	1:08	2:07
Iowa St.	W	77-72	4:01	33:39	2:20
at #17 Kansas	L	58-71	4:49	31:53	3:18
at #6 WVU	W	94-89 OT	25:50	15:11	3:59
#17 Oklahoma St.	W	81-70	38:42	0:58	0:20
#18 Texas Tech	W	88-73	38:36	—	1:24
vs. Kansas St.	W	74-68	37:08	1:29	1:23
TOTAL			742:02	129:39	53:19

TCHAMWA TCHATCHOUA PROVIDING SPARK OFF BENCH

- Jonathan Tchamwa Tchatchoua missed the Feb. 23 game vs. Iowa State due to COVID protocols, but he has played 11+ minutes off the bench in every other game this season, including 11 games with 20+ minutes.
- “Every Day Jon” earned Big 12 All-Newcomer Team honors after playing 19.8 minutes per game off the bench.
- Tchamwa Tchatchoua leads all Big 12 reserves with 5.3 rebounds per game, which ranks 15th overall.
- Tchamwa Tchatchoua has made 48% of his FGs on dunks (29-of-61), including all 5 in the win over Washington.

BEARS INK HIGHEST-RANKED RECRUITING CLASS IN PROGRAM HISTORY FOR 2021-22

- Baylor signed the highest-ranked recruiting class in program history in November, inking a trio of top-40 recruits for the 2021-22 season. BU’s 2021 recruiting class was ranked No. 4 nationally by ESPN.
- The Bears signed 5-star forward Kendall Brown, 4-star guard Langston Love and 4-star forward Jeremy Sochan.
- Brown is ranked No. 12 nationally, Love is ranked No. 23 nationally and Sochan is ranked No. 40 nationally.
- Brown attends Sunrise Christian Academy in Bel Aire, Kan. and is a Cottage Grove, Minn. native.
- Love attends Montverde Academy in Florida and is a University City, Texas native.
- Sochan attends Orange Academy in Germany and is a Southampton, United Kingdom native. He debuted Feb. 20 for the Poland Senior National Team, becoming the youngest Polish National Team player in program history.

BREAKTHROUGH IN BIG 12

- BU is 127-81 in Big 12 play in 12 seasons since 2010 after going 59-149 in the league’s first 13 seasons.
- BU is 141-98 in Big 12 play in 14 seasons since 2008 after going 45-131 in the league’s first 11 seasons.
- Baylor is 48-41 in Big 12 road games since 2012, second-best in the league behind only Kansas (58-32).
- BU has won 8+ Big 12 games in 10 straight seasons after winning 8+ just 3 times in the league’s first 15 years.
- BU has double-digit Big 12 wins in 6 of the last 7 years and 8 of the last 12 seasons. BU didn’t reach double-digit Big 12 wins in any of its first 13 years in the league before reaching 10+ for the first time since 2010.

SECOND-MOST WINS AMONG BIG 12 TEAMS IN LAST DECADE

- Baylor’s 238-98 record since 2011-12 trails only Kansas (283-71) among Big 12 teams (thru 3/10/21).
- West Virginia (210-127) is 3rd, Iowa State (197-135) is 4th, Oklahoma (195-126) is 5th, Kansas State (191-141) is 6th, Texas (187-142) is 7th, Oklahoma St. (181-142) is 8th, Texas Tech (176-147) is 9th and TCU (164-164) is 10th.
- Baylor has averaged 24.1 wins per season over the last nine full seasons since 2011-12.

PROTECTING HALFTIME LEADS

- BU is 73-5 in its last 78 games when leading at halftime – 19-0 in 2021, 21-2 in 2020, 15-3 in 2019 and 15-0 in 2018.
- Baylor has won 90% of its games (188-21) when leading at the half in the last 10 seasons (19-0 in 2021, 21-2 in 2020, 15-3 in 2019, 15-0 in 2018, 18-3 in 2017, 18-2 in 2016, 21-7 in 2015, 18-2 in 2014, 17-1 in 2013 and 26-1 in 2012).
- BU has won 40% of games in which its been tied or trailing at the half since 2011-12, going 51-77 in those.

PROGRAM HIGHLIGHTS

- Drew is in his 18th season at Baylor and is the school’s all-time wins leader (363).
- Baylor has had a nation-leading four players selected in the NBA Draft since 2010 who weren’t ranked in the ESPN100 out of high school – Quincy Acy, Ekpe Udoh, Pierre Jackson and Taurean Prince.
- Drew has graduated 52 players during his Baylor tenure, averaging 3 graduates per season.
- The Bears have advanced to postseason play in a school-record eight straight seasons (6 NCAA, 2 NIT).
- Baylor is 23-4 in regular-season tournaments since 2013-14, including 4 regular-season tournament titles.
- Drew has won 20+ games in 12 of the last 14 years – the Bears had 3 seasons of 20+ wins prior to his arrival.

SCOTT DREW COACHING TREE

- Three current Division I head coaches took their first DI head coaching jobs after stints on Scott Drew’s BU staff.
- Matthew Driscoll is in his 12th season as head coach at North Florida after six seasons as a Baylor assistant.
- Grant McCasland is in his fourth season as head coach at North Texas. He spent five years as a Baylor assistant before taking over as Arkansas State head coach for one season in 2016-17.
- Paul Mills is in his fourth season as head coach at Oral Roberts. He was a member of Drew’s original Baylor staff in 2003-04 and spent 14 years with Drew, the final eight as an assistant coach.
- All 3 former assistants have led their teams to conference titles – Driscoll led UNF to the 2015 A-Sun title, McCasland led UNT to the 2020 C-USA title and Mills led ORU to the 2021 Summit League tournament title.

EIGHT CONSECUTIVE POSTSEASON BERTHS

- Baylor is on a school-record streak of eight consecutive postseason berths, surpassing the total number of postseason berths in the program’s 97 seasons prior to the Scott Drew era.
- Baylor is 1 of 14 teams to appear in every postseason since 2012, joining Cincinnati, Duke, Gonzaga, Iona, Kansas, Kentucky, Michigan State, New Mexico State, North Carolina, Oregon, Saint Mary’s, Virginia and Wichita State.
- BU earned NCAA Tournament bids in 2012, 2014, 2015, 2016, 2017 and 2019 and NIT bids in 2013 and 2018.
- Baylor has made postseason appearances in 11 of 12 seasons since 2008. Prior to that, Baylor’s only postseason berths were in 1946 (NCAA), 1948 (NCAA), 1950 (NCAA), 1987 (NIT), 1988 (NCAA), 1990 (NIT) and 2001 (NIT).
- Baylor is 21-10 in postseason national tournaments during the Drew era after going 3-9 prior to Drew’s arrival.

44 PRO PLAYERS IN DREW ERA

- In Scott Drew's 17 years at Baylor, 44 of his players have gone on to professional careers.
- Six of Drew's players have been in the NBA recently, and they all graduated from Baylor – Quincy Acy (Suns), Johnathan Motley (Suns), Royce O'Neale (Jazz), Taurean Prince (Cavs), Ekpe Udoh (Jazz) and Freddie Gillespie (Mavs).

BIG 12'S SECOND-BEST ROAD MARK SINCE 2012

- Baylor is 48-41 in Big 12 road games since 2012, 2nd-best in the league behind only Kansas (thru 3/9/21).
- BU is 39-32 in Big 12 road games since 2014, which is also second-best in the league behind only Kansas.

LAST 10 YEARS (2012-PRES.)

Kansas — 58-32
 Baylor — 48-41
 West Virginia — 33-47
 Kansas State — 32-58
 Texas — 30-59
 Oklahoma — 28-62
 Oklahoma State — 27-63
 Iowa State — 26-64
 Texas Tech — 22-67
 TCU — 12-68

LAST 8 YEARS (2014-PRES.)

Kansas — 45-27
 Baylor — 39-32
 West Virginia — 30-41
 Texas — 25-46
 Oklahoma — 24-48
 Texas Tech — 21-50
 Kansas State — 21-51
 Oklahoma State — 21-51
 Iowa State — 19-53
 TCU — 12-59

MEMORABLE SENIOR NIGHT VICTORY OVER TEXAS TECH GIVES BU 7TH RANKED WIN

- Baylor put together a memorable senior night with an 88-73 win over No. 18 Texas Tech on March 7.
- **MaCio Teague** tied a school record with 10 made 3-pointers (10-of-12) and his 35 points tied the 4th-most points in a Big 12 game in BU history. He tied the 2nd-most made 3-pointers by any player in the Big 12's 25-year history.
- Fellow senior **Mark Vital** had his first double-double of the season with 10 points and 15 rebounds.

BU DEFEATS OKLAHOMA STATE FOR 6TH RANKED WIN OF SEASON

- Baylor controlled throughout in an 81-70 win over No. 17 Oklahoma State in Waco on March 4.
- The Bears built an 11-point halftime lead and led for 38:42 of game time, never trailing by more than 1 point.
- **Jared Butler** led with 22 points, while **Matthew Mayer** added a season-high 19 points off the bench.
- Baylor's three starting guards combined for 17 assists – **Davion Mitchell** (7), **Butler** (5) and **MaCio Teague** (5).

BEARS CLINCH FIRST CONFERENCE TITLE IN 71 YEARS IN OT WIN AT NO. 6 WEST VIRGINIA

- Baylor clinched its first conference title since 1950 by earning a dramatic 94-89 overtime victory at No. 6 West Virginia on March 2. The win improved the Bears to 4-0 vs. AP Top 10 teams this season.
- The Bears trailed 50-43 with 13:54 left, but the Bears regained the lead with a 12-4 run.
- BU was led by 25 points from **Jared Butler**, while **Davion Mitchell** added 20 and **Matthew Mayer** had 18.
- Butler sent the game to OT with a driving layup with 2 seconds left and Mitchell put the Bears in front for good on a layup with 57 seconds left in overtime. The Bears held WVU to 1 point in the final 2 minutes of OT.

BU SUFFERS FIRST LOSS OF SEASON AT NO. 17 KANSAS

- Baylor suffered its first loss of the season on Feb. 27 at No. 17 Kansas, 71-58. It was the first time BU trailed inside the final 4 minutes of a game this season and ended the 2nd-longest winning streak in BU history at 18.
- The Bears were held to a season-low 58 points, 9 points fewer than any previous game.
- BU was 6-of-26 on 3-pointers and 6-of-16 on free throws, but committed the fewest turnovers of the Drew era (3).

BEARS RETURN AFTER 21 DAYS, OVERCOME 17-POINT DEFICIT TO BEAT IOWA STATE

- Baylor played its first game in 21 days on Feb. 23 vs. Iowa State. The Bears fell behind 32-15 with 6:20 left in the first half, but they cut the deficit to 5 points at half and rallied to win 77-72.
- The 5-point win was the first time Baylor won by fewer than 8 points all season and the first time the Bears didn't lead throughout the final 7 minutes of a game all season. BU took its first lead with 4:26 left and didn't trail again.
- **Adam Flagler** stepped up with 22 points off the bench, and **Mark Vital** had 15 rebounds and 3 blocks.

BU PREVAILS IN TOP-10 BATTLE AT TEXAS

- Baylor pulled away for an 83-69 win at No. 6 Texas on Feb. 2, matching the best start in program history at 17-0.
- **Davion Mitchell** posted 27 points, while **Jared Butler** added 21 points and 4 steals.
- The Bears shot a blistering 59% from the field and won despite Texas shooting 55%, including 46% on 3FGs.

BENCH SPARKS BEARS PAST AUBURN IN BIG 12/SEC CHALLENGE

- BU used a 20-7 second-half run to pull away in an 84-72 win over Auburn on Jan. 30 in the Big 12/SEC Challenge.
- **Adam Flagler** posted a game-high 19 points off the bench, while **Matthew Mayer** added 13 points, including 10 points as part of the 20-7 run. **Jared Butler**, **Davion Mitchell** and **MaCio Teague** combined for 44 points.

BEARS TOP 100 AGAIN IN SWEEP OF K-STATE

- Baylor cruised to a 107-59 victory over K-State on Jan. 27. BU also scored 100 in the win in Manhattan earlier in the season, and those two wins are the only times a Bruce Weber-coached team has allowed 100+ points.
- This was the second time in BU history to score 100 points twice in a season vs. an opponent (1979 vs. TCU).
- It was BU's most points in regulation of a Big 12 game and 2nd-largest margin-of-victory in a conference game.
- **Davion Mitchell** posted a career-high 31 points, including 22 points in just 12 second-half minutes.

2020-21 SEASON HONORS**JARED BUTLER**

Wooden Award Finalist (1 of 15)
 Naismith Trophy Semifinalist (1 of 10)
 Bob Cousy Point Guard Award Finalist (1 of 5)
 All-America First Team (Sporting News, NCAA.com)
 Big 12 Player of the Year (AP; The Athletic)
 All-Big 12 First Team – unanimous (coaches; AP)
 Big 12 All-Defensive Team
 Naismith Trophy Defensive POY Watch List (1 of 15)
 Lute Olson Award Midseason Watch List
 NCAA National Player of the Week (Jan. 25)
 Naismith Trophy Player of the Week (Jan. 25)
 USBWA National Player of the Week (Jan. 26)
 Big 12 Player of the Week (Jan. 25)

SCOTT DREW

Big 12 Coach of the Year (second-straight year)
 Naismith Men's Coach of the Year Semifinalist (1 of 10)

DAVION MITCHELL

Naismith Trophy Defensive POY Semifinalist (1 of 10)
 All-America Third Team (Sporting News)
 Big 12 Defensive Player of the Year
 All-Big 12 First Team (coaches)
 All-Big 12 Second Team (AP)
 Big 12 All-Defensive Team (unanimous)
 Naismith Trophy Midseason Team (1 of 30)
 Big 12 Player of the Week (Feb. 1)

JONATHAN TCHAMWA TCHATOUA

Big 12 All-Newcomer Team

MACIO TEAGUE

Jerry West Shooting Guard Award Finalist (1 of 5)
 All-America Third Team (NCAA.com)
 All-Big 12 Second Team (AP)
 All-Big 12 Third Team (coaches)
 NCAA National Player of the Week (March 8)
 Big 12 Player of the Week (March 8)

MARK VITAL

Naismith Trophy Defensive POY Semifinalist (1 of 10)
 Big 12 Defensive Player of the Year (The Athletic)
 All-Big 12 Honorable Mention
 Big 12 All-Defensive Team (unanimous)
 Karl Malone Power Forward of the Year Watch List

SPECIALTY STATISTICS

[PP - Paint; POT - Turnovers; 2nd - Second chance; BP - Bench]

[BAYLOR-OPPONENT]				
OPPONENT	PP	POT	2ND	BP
vs. Louisiana-Lafayette	52-40	30-15	19-7	45-4
vs. Washington	34-26	11-9	24-7	37-26
vs. #5 Illinois	38-30	17-8	24-7	34-26
SFA	32-34	40-10	9-12	43-13
at Kansas State	38-34	21-8	14-13	33-34
UAPB	48-16	28-4	21-4	55-0
Central Arkansas	40-14	31-9	8-6	46-13
Alcorn State	40-24	31-17	18-17	47-46
at Iowa State	38-26	23-20	13-8	13-7
Oklahoma	32-28	12-22	16-8	40-9
at TCU	36-16	19-9	14-9	6-10
at #15 Texas Tech	16-22	22-12	11-5	26-5
#9 Kansas	34-30	26-23	12-11	13-17
at Oklahoma State	32-38	19-5	20-16	22-4
Kansas State	44-22	34-17	23-9	33-34
Auburn	32-44	14-15	20-15	38-16
at #6 Texas	36-32	20-14	2-5	17-4
Iowa State	38-30	10-10	8-6	26-7
at #17 Kansas	32-42	18-4	15-17	5-12
at #6 West Virginia	42-20	18-16	13-10	28-27
#17 Oklahoma State	34-40	26-18	8-11	24-20
#18 Texas Tech	26-30	13-15	17-15	8-23
vs. Kansas State	26-28	18-17	8-13	5-7
BAYLOR TOTAL	820	501	337	644
Baylor Average	35.6	21.8	14.7	28.0
OPP TOTAL	666	297	231	364
Opp Average	29.0	12.9	10.0	15.8

POINTS PER POSSESSION

GAME	BAYLOR	OPPONENT
vs. Louisiana-Lafayette	1.38	1.01
vs. Washington	1.28	0.78
vs. #5 Illinois	1.21	1.01
Stephen F. Austin	1.06	0.67
at Kansas State	1.47	1.01
Arkansas-Pine Bluff	1.39	0.59
Central Arkansas	1.18	0.71
Alcorn State	1.46	1.06
at Iowa State	1.00	0.86
Oklahoma	1.15	0.92
at TCU	1.03	0.75
at #15 Texas Tech	0.97	0.86
#9 Kansas	1.18	1.06
at Oklahoma State	1.19	0.97
Kansas State	1.37	0.76
Auburn	1.17	1.00
at #6 Texas	1.24	1.03
Iowa State	1.10	1.03
at #17 Kansas	0.94	1.15
at #6 West Virginia	1.25	1.19
#17 Oklahoma State	1.17	1.01
#18 Texas Tech	1.38	1.14
vs. Kansas State	1.09	1.00

STRONG SECOND HALF THE DIFFERENCE IN WIN AT OKLAHOMA STATE

- Baylor trailed 34-25 late in the first half, the first time the Bears faced a deficit greater than 4 points all season, but the Bears turned up the intensity in the second half and pulled away for an 81-66 win at Oklahoma State on Jan. 23.
- BU trailed 50-48 with 12 minutes left, then went on a 19-1 run and led by double-digits the rest of the way.
- **Jared Butler** hit 3-pointers on 3-consecutive trips to turn a 3-point lead into a 12-point lead with 8 minutes left.
- Butler finished with 22 points, while **Mark Vital** had a career-high 19 points on 8-of-9 from the field.

BUTLER'S 30 LEAD BEARS PAST NO. 9 KANSAS

- Baylor jumped out to an 11-2 lead and led wire-to-wire in a 77-69 victory over No. 9 Kansas on Jan. 18.
- The Bears got 30 points from **Jared Butler**, who made 7-of-9 from 3-point range and added 8 assists.
- BU took a 41-28 halftime lead and led by at least 5 points for the final 36 minutes of game time.
- **Mark Vital** contributed 10 rebounds and a highlight-reel block, while **MaCio Teague** added 13 points.

DEFENSE STANDS TALL, OFFENSE SHINES LATE IN ROAD WIN AT NO. 15 TEXAS TECH

- Baylor held No. 15 Texas Tech to a season-low 18 first-half points, but the Bears trailed 45-44 with 7:14 left before going on a 17-6 run over the next 4:23 to pull away late in a 68-60 win in Lubbock on Jan. 16.
- **Adam Flagler** posted 15 points off the bench, including the go-ahead jumper to spark the late 17-6 run.
- **Davion Mitchell** led the Bears with 17 points, while **MaCio Teague** added 14 points.
- **Jared Butler** scored his only 7 points over a 70-second stretch in the final 5 minutes, including a pair of 3-pointers.

BEARS SHAKE OFF SLOW START TO RECORD ROAD WIN AT TCU

- Baylor faced a halftime deficit for the first time all season after Mike Miles hit a buzzer-beating 60-footer to give TCU a 28-27 lead at the break, but the Bears responded and led for the final 19:39 in a 67-49 win over TCU on Jan. 9.
- The Bears shot just 1-of-10 from 3-point range in the first half, but went 5-of-9 in the second half. Baylor's defense held TCU to 33% shooting in both halves and forced 22 turnovers.

BU HOLDS SOONER OFFENSE IN CHECK FOR 10TH-STRAIGHT WIN

- Baylor jumped out to a 16-2 lead and Oklahoma never got closer than 5 points the rest of the way, as the Bears held the Sooners to a season-low scoring output in a 76-61 win on Jan. 6 in Waco.
- BU's bench out-scored OU's 40-9, led by 16 points from **Matthew Mayer** and 15 points from **Adam Flagler**.

BEARS FIGHT FOR TOUGH ROAD WIN AT IOWA STATE

- Despite season-lows of 76 points and 10 assists, BU held on for a hard-fought 76-65 win at Iowa State on Jan. 2.
- Baylor committed 17 turnovers, but forced 21 ISU turnovers. BU shot a season-worst 4-for-19 from distance.
- **Jared Butler** led BU with 21 points, 5 assists and 4 steals, while Mitchell and Teague added 13 points apiece.

BU TOPS CENTURY MARK FOR THIRD TIME IN WIN OVER ALCORN

- Playing its second game in as many days, the Bears rolled to a 105-76 win over Alcorn State on Dec. 30.
- The Bears' three starting guards combined for 45 points (13-22 FGs, 13-13 FTs), 16 assists and only 4 turnovers, led by **Davion Mitchell**, who posted his second-career double-double with 10 points and 10 assists.
- Six Bears scored in double-figures, including career-highs of 10 points for **Jordan Turner** and **Zach Loveday**.

BEARS ROAR BACK FROM BREAK IN WIN OVER CENTRAL ARKANSAS

- Baylor returned from its Christmas break with a 93-56 win over Central Arkansas on Dec. 29.
- The Bears posted 25 assists against only 10 turnovers, including a career-high 12 assists from **Davion Mitchell**.
- **Jonathan Tchamwa Tchatchoua** had his first double-double of the season with 13 points and 11 boards.

BENCH TAKES CARE OF BUSINESS VS. UAPB

- Baylor's bench scored more points than the entire UAPB team in the Bears' 99-42 win on Dec. 21. The BU bench out-scored UAPB's bench 55-0, with a team-high 15 points from freshman **LJ Cryer**.
- BU committed only 5 turnovers, forced 23 turnovers and had 25 assists on 37 made field goals.

NO RUST FOR BU OFFENSE IN BIG 12 OPENER AT K-STATE

- Despite going 9 days without a game and having only two days of practice before its Big 12 opener at Kansas State, BU rolled to a 100-69 victory on Dec. 19, becoming the first team to score 100 in Manhattan since 1992.
- Two Baylor guards posted double-doubles, with **MaCio Teague's** 23 points and 10 rebounds and **Jared Butler's** 14 points and career-high 13 assists. **Davion Mitchell** added a career-high 20 points.

BU FORCES 35 TURNOVERS IN DOMINANT WIN OVER SFA

- Baylor forced a Ferrell Center-record 35 turnovers and rolled to an 83-52 win over SFA in its Dec. 9 home opener.
- The Bears snapped SFA's 18-game winning streak (which was the nation's 2nd-longest active streak) and handed SFA its largest margin-of-defeat in more than two years – a 38-point loss at Miami on Nov. 13, 2018.

BEARS NOTCH TOP-5 WIN OVER ILLINOIS IN JIMMY V CLASSIC

- Baylor recorded its first ranked win of the season by beating No. 5 Illinois 82-69 in the Jimmy V Classic on Dec. 2.
- Four BU guards all scored in double-figures and combined for 56 points, led by **Adam Flagler's** 18 off the bench.
- There were 10 lead changes in the game, and score was tied 43-43 with 13:16 left. BU used a 6-0 run to take the lead for good, and put the game away with a 9-0 run over 75 seconds to take a 65-61 lead with 7 minutes left.
- After being out-rebounded 25-18 in the first half, Baylor out-rebounded the Illini 20-10 after the break.

2020-21 BAYLOR BASKETBALL GAME NOTES
TWO 30-POINT WINS IN VEGAS TO OPEN SEASON

- Baylor's season started three days later than expected, but the Bears came out strong scoring 112 points in a 30-point win over Louisiana-Lafayette and then taking down Washington 86-52 the following day.
- The Bears drained 15 treys and had 25 assists on their way to 112 points in the opener vs. Louisiana-Lafayette.
- BU out-rebounded Washington 50-19, with Mark Vital (15) recording as many rebounds as all Washington players combined (15 + 4 team rebounds). It was the second time Vital accomplished that feat (2018-19 at Arizona).

FIVE MARCH MADNESS APPEARANCES IN LAST SIX TOURNAMENTS

- Baylor has appeared in five of the last six NCAA Tournaments dating back to 2014.
- BU is 1 of 22 teams (1 of 15 in Power-5) to appear in five NCAA Tournaments since 2014, joining Arizona, Cincinnati, Duke, Gonzaga, Iowa State, Kansas, Kentucky, Michigan, Michigan State, New Mexico State, North Carolina, Oklahoma, Oregon, Providence, Purdue, VCU, Villanova, Virginia, Wichita State, Wisconsin and Xavier.

POINT GUARDS THRIVE IN DREW'S SYSTEM

- Ten of Baylor's 11 starting point guards during the **Scott Drew** era have earned All-Big 12 recognition.
- Baylor's starting point guard has earned All-Big 12 recognition in 16 of 17 seasons since 2004-05.
- Jared Butler (2019, 2020, 2021), Davion Mitchell (2020, 2021), Makai Mason (2019), Manu Lecomte (2017, 2018), Lester Medford (2016), Kenny Chery (2014, 2015), Pierre Jackson (2012, 2013), Tweety Carter (2010), Curtis Jerrells (2007, 2008, 2009) and Aaron Bruce (2005, 2006, 2007) have earned All-Big 12 recognition.

PLAYER DEVELOPMENT — FROM UNRANKED TO NBA DRAFT PICKS

- Baylor has had a nation-leading four players selected in the NBA Draft since 2010 who weren't ranked in the ESPN100 out of high school.
- The only other schools with three such players were Colorado, Marquette, Missouri, New Mexico and Connecticut.
- Baylor developed **Quincy Acy**, **Ekpe Udoh**, **Pierre Jackson** and **Taurean Prince** into NBA Draft picks after joining the program as unranked recruits.

HISTORY OF DEVELOPMENT WITH REDSHIRTS

- Baylor has a track record of success when redshirting players. **Ekpe Udoh**, **Johnathan Motley**, **Cory Jefferson**, **Brady Heslip**, **Jo Lual-Acuil Jr.** and **Manu Lecomte** have all gone on to professional careers after redshirting.
- **Mark Vital**, **Freddie Gillespie**, **MaCio Teague** and **Davion Mitchell** have earned All-Big 12 honors after redshirting.
- **Adam Flagler** and **Jonathan Tchamwa Tchatchoua** redshirted last season while sitting out to satisfy NCAA transfer rules, while freshman **Jordan Turner** elected to redshirt last year. **Dain Dainja** is redshirting in 2020-21.

BAYLOR BASKETBALL ON THE RADIO

- Baylor basketball is aired live via the Baylor Sports Network from Learfield IMG College on ESPN Central Texas and flagship station 1660AM ESPN Radio (KRZI) in Waco and worldwide on Sirius/XM Radio.
- Games are broadcast by the "Voice of the Bears" John Morris, who was named NSMA 2019 Texas co-Sportscaster of the Year on Jan. 13, 2020, and former Baylor basketball standout Pat Nunley.
- Morris is in his 37th year doing BU broadcasts (26th full-time), and Nunley is in his 40th season as analyst.
- All of Baylor's games can be heard live on the Internet at www.BaylorBears.com and via the TuneIn App.

ENTIRE STAFF RETURNS

- Scott Drew's entire coaching staff returns for the 2020-21 season, a fourth-straight season of continuity.
- Jerome Tang is in his fourth season as associate head coach and has been on Drew's staff all 18 seasons at Baylor.
- Assistant coaches Alvin Brooks III (fifth season) and John Jakus (fourth season) also return to the bench.
- Special assistant & director of player development Jared Nuness is back for his 11th season, while director of basketball operations Aditya Malhotra returns for his 8th season. Special assistant to the head coach Bill Peterson and director of video operations Ty Beard are both back for their fourth seasons.

OFFENSIVE REBOUNDING A BAYLOR STAPLE

- Baylor has ranked top-10 nationally in offensive rebounding percentage in every season since 2013-14, including five times ranked in the nation's top-4. The Bears only cracked the top-20 once in Drew's first 10 years.
- Baylor's 7-year streak is the nation's best, and West Virginia (6 years) is the only other team with a 3+ year streak.
- Baylor currently ranks 4th nationally in offensive rebounding percentage, grabbing 37.5% of its missed field goals.
- Baylor finished ranked No. 8 nationally in 2019-20, No. 2 in 2018-19, No. 9 in 2017-18, No. 3 in 2016-17, No. 4 in 2015-16, No. 1 in 2014-15 and No. 3 in 2013-14. Prior to that top-10 streak, BU's best rank was No. 16 in 2011-12.

GRADUATING 91 PERCENT OF SENIORS

- Since **Scott Drew** took over the Baylor Basketball program in 2003, 34 of 37 scholarship players who have played their fourth years of collegiate eligibility under Drew have graduated from Baylor.
- Players recruited by Drew to graduate at Baylor: Tim Bush, Patrick Fields, Aaron Bruce, Mamadou Diene, Delbert Simpson, Curtis Jerrells, Henry Dugat, Kevin Rogers, Tweety Carter, Josh Lomers, Ekpe Udoh, Fred Ellis, Quincy Acy, Anthony Jones, J'mison Morgan, A.J. Walton, Cory Jefferson, Brady Heslip, Gary Franklin, Kenny Chery, Royce O'Neale, Lester Medford, Rico Gathers, Taurean Prince, Al Freeman, Johnathan Motley, Ishmail Wainright, Manu Lecomte, Jo Lual-Acuil Jr., Nuni Omot, Jake Lindsey, King McClure, Freddie Gillespie and Devonte Bando.

SINGLE-SEASON RECORDS WATCH

3-POINT FIELD GOAL PERCENTAGE

SEASON LEADERS		MINIMUM 75 ATTEMPTS		
PLAYER	SEASON	3FM	3FA	PCT
1. Mark Buchanan	1986-87	55	113	.487
2. Davion Mitchell	2020-21	54	114	.474
3. Melvin Hunt	1990-91	45	96	.468
4. Brady Heslip	2013-14	118	254	.465
5. Brady Heslip	2011-12	100	220	.455
6. Jared Butler	2020-21	62	140	.443
7. Royce O'Neale	2014-15	49	112	.438
8. Nuni Omot	2017-18	52	120	.433
9. Damond Mannon	1995-96	40	95	.421
10. LaceDarius Dunn	2009-10	116	277	.419
11. LaceDarius Dunn	2007-08	74	178	.416
12. Pierre Jackson	2011-12	69	169	.408

TEAM FIELD GOAL PERCENTAGE

1. .511	[928-of-1,817]	1978-79
2. .509	[903-of-1,774]	1987-88
3. .499	[717-of-1,438]	2020-21
4. .487	[993-of-2,040]	2009-10
5. .483	[740-of-1,531]	1981-82
6. .481	[756-of-1,573]	1990-91
7. .476	[764-of-1,604]	1986-87
8. .475	[903-of-1,900]	1976-77
9. .474	[872-of-1,839]	1977-78
10. .474	[731-of-1,542]	1979-80
11. .473	[696-of-1,471]	1980-81

TEAM 3-POINT FIELD GOAL PERCENTAGE

1. .428	[242-of-565]	2020-21
1. .386	[280-of-725]	2013-14
2. .385	[255-of-662]	2009-10
3. .385	[90-of-234]	1986-87
4. .384	[147-of-383]	1989-90
5. .383	[259-of-676]	2011-12
6. .381	[150-of-394]	1990-91
7. .378	[275-of-727]	2007-08
8. .377	[236-of-626]	2014-15
9. .372	[134-of-360]	2005-06
10. .367	[210-of-572]	2015-16

BIG 12 CONFERENCE 3FG% TEAM RECORDS

1. .428	Baylor, 2021	242-of-565
2. .426	Oklahoma State, 2005	240-of-564
3. .4216	Oklahoma, 2016	382-of-906
4. .4215	Texas A&M, 2007	215-of-510
5. .4179	Kansas, 2002	224-of-536
6. .4176	Kansas, 2016	304-of-728
7. .4174	Iowa State, 2001	182-of-436
8. .412	Texas Tech, 2007	208-of-505
9. .406	Texas Tech, 1997	201-of-495
10. .4043	Kansas, 2010	262-of-648
11. .4040	Kansas, 2017	318-of-787
12. .402	Oklahoma State, 2017	294-of-732
13. .4014	Kansas, 2018	391-of-974
14. .4005	Iowa State, 1997	149-of-372
15. .4000	Iowa State, 2017	344-of-860

PARTICIPATION

CAREER STARTS

117	MaCio Teague (66 at UNC Asheville)
98	Mark Vital
74	Jared Butler
53	Davion Mitchell
36	Adam Flagler (36 at Presbyterian)
23	Flo Thamba
11	Jonathan Tchamwa Tchatchoua (11 at UNLV)

CAREER GAMES PLAYED (NCAA)

119	Mark Vital
118	MaCio Teague (67 at UNC Asheville)
87	Davion Mitchell (34 at Auburn)
87	Jared Butler
86	Matthew Mayer
75	Flo Thamba
57	Adam Flagler (36 at Presbyterian)
53	Jonathan Tchamwa Tchatchoua (31 at UNLV)
16	LJ Cryer
14	Jackson Moffatt
9	Zach Loveday
8	Mark Paterson, Jordan Turner

BAYLOR CAREER WINS CHARTS

WINS (ONLY INCLUDES GAMES PLAYED)

CAREER LEADERS ALL GAMES

PLAYER	SEASONS	G	W
1. A.J. Walton	2009-13	141	98
2. Quincy Acy	2008-12	139	97
3. Cory Jefferson	2009-14	130	95
4. Rico Gathers	2012-16	141	93
5. Anthony Jones	2008-12	129	91
6. Ishmail Wainright	2013-17	131	90
7. LaceDarius Dunn	2007-11	134	87
8. Taurean Prince	2012-16	129	86
9. Mark Vital	2017-	119	85
10. Josh Lomers	2006-10	129	82
King McClure	2015-19	129	82

CAREER LEADERS BIG 12 ONLY

PLAYER	SEASONS	G	W
1. Mark Vital	2017-	67	45
2. A.J. Walton	2009-13	68	39
3. Matthew Mayer	2018-	49	38
Jared Butler	2018-	50	38
5. Cory Jefferson	2009-13	64	37
Rico Gathers	2012-16	70	37
Ishmail Wainright	2013-17	66	37
8. Quincy Acy	2008-12	66	35
Taurean Prince	2012-16	62	35
10. King McClure	2015-19	64	34
11. LaceDarius Dunn	2007-11	64	32
Terry Maston	2014-18	56	32

RECORDS WATCH

POINTS

CAREER LEADERS

PLAYER	SEASONS	G	AVG	PTS
1. LaceDarius Dunn	2007-11	134	17.1	2,285
2. Terry Teagle	1979-82	110	19.9	2,189
3. Micheal Williams	1985-88	115	16.1	1,854
4. Curtis Jerrells	2005-09	119	15.3	1,820
5. Brian Skinner	1994-98	103	16.5	1,702
6. Darryl Middleton	1985-88	109	15.4	1,677
7. Aundre Branch	1991-95	102	16.3	1,666
8. Tweety Carter	2006-10	131	11.0	1,447
9. Kevin Rogers	2005-09	118	11.6	1,371
10. Darrell Hardy	1965-67	72	18.9	1,360
Quincy Acy	2008-12	139	9.8	1,360
12. Aaron Bruce	2004-08	106	12.5	1,330
13. Taurean Prince	2012-16	129	10.2	1,321
14. Doug Brandt	1993-97	109	11.6	1,263
15. Pierre Jackson	2011-13	74	16.7	1,235
16. Winnie Johnson	1977-79	51	24.1	1,231
17. Henry Dugat	2005-09	117	10.5	1,229
Johnathan Motley	2014-17	102	12.0	1,229
19. David Wesley	1989-92	72	17.0	1,224
20. Willie Sublett	1990-94	109	11.2	1,223
Jared Butler	2018-	87	14.1	1,223
22. Rico Gathers	2012-16	141	8.6	1,208
23. Cory Jefferson	2009-14	130	8.9	1,159
24. Brady Heslip	2011-14	112	10.2	1,140
25. Larry Gatewood	1967-70	72	15.6	1,120

GAMES STARTED

CAREER LEADERS ALL GAMES

PLAYER	SEASONS	GP	GS
1. Curtis Jerrells	2005-09	119	119
2. Doug Brandt	1994-97	109	108
3. Micheal Williams	1985-88	115	104
4. Brian Skinner	1995-96	103	102
5. Kevin Rogers	2005-09	118	101
6. Aaron Bruce	2004-08	106	98
Mark Vital	2017-	119	98
8. Jay Shakir	1980-83	110	96
9. Pat Nunley	1979-82	106	93
10. Robert McLemore	1985-88	110	92
Brady Heslip	2011-14	112	92

GAMES STARTED

CAREER LEADERS BIG 12 ONLY

PLAYER	SEASONS	GP	GS
1. Curtis Jerrells	2005-09	64	64
Mark Vital	2017-	67	64
3. Aaron Bruce	2005-08	62	56
4. Tweety Carter	2006-10	64	49
5. Jared Butler	2018-	50	48
6. Kevin Rogers	2005-09	63	47
Brady Heslip	2011-14	54	47
8. Jamie Kendrick	1997-2000	64	46
9. Johnathan Motley	2014-17	54	42
10. Leon Morris	1997-99	48	39
A.J. Walton	2009-13	68	39

REBOUNDS

CAREER LEADERS

PLAYER	SEASONS	G	AVG	REB
1. Rico Gathers	2012-16	141	8.0	1,134
2. Brian Skinner	1994-98	103	8.9	915
3. Jerry Mallett	1955-57	69	12.7	877
4. Kevin Rogers	2005-09	118	7.3	865
5. Darrell Hardy	1965-67	72	11.6	836
6. Quincy Acy	2008-12	139	6.0	828
7. Terry Teagle	1979-82	110	7.3	805
8. Mark Vital	2017-	119	6.4	759
9. Darryl Middleton	1985-88	109	6.7	730
10. Doug Brandt	1993-97	102	7.1	726
11. Cory Jefferson	2009-14	130	5.6	722

3-POINT FIELD GOALS MADE

CAREER LEADERS

PLAYER	SEASONS	PCT	3FA	3FM
1. LaceDarius Dunn	2007-11	.394	985	388
2. Brady Heslip	2011-13	.433	689	301
3. Tweety Carter	2006-10	.384	713	274
4. Aundre Branch	1991-95	.359	744	267
5. Roddrick Miller	1994-98	.351	618	217
Aaron Bruce	2004-08	.390	556	217
Curtis Jerrells	2005-09	.357	607	217
8. Jared Butler	2018-	.388	513	199
9. Manu Lecomte	2016-18	.392	413	162
10. Henry Dugat	2005-09	.367	431	158

3-POINT FIELD GOAL PERCENTAGE

CAREER LEADERS MINIMUM 200 ATTEMPTS

PLAYER	SEASON	3FM	3FA	PCT
1. Brady Heslip	2011-13	301	689	.437
2. Davion Mitchell	2019-	88	219	.402
3. LaceDarius Dunn	2007-11	388	985	.394
4. Manu Lecomte	2016-17	162	413	.3923
5. R.T. Guinn	2001-04	103	263	.3916
6. Devonte Bando	2019-20	91	233	.391
7. Kenny Taylor	2001-03	105	269	.3903
8. Aaron Bruce	2004-08	217	556	.3902
9. Jared Butler	2018-	199	513	.388
10. Tweety Carter	2006-10	274	713	.38429
11. Pierre Jackson	2011-13	157	414	.379
12. David Wesley	1989-92	123	326	.377

FREE THROW PERCENTAGE

CAREER LEADERS MINIMUM 100 MADE

PLAYER	SEASONS	FTM	FTA	PCT
1. Manu Lecomte	2016-18	194	224	.866
2. Kenny Chery	2013-15	163	190	.858
3. MaCio Teague	2019-	144	170	.847
4. LaceDarius Dunn	2007-11	449	537	.836
5. John Lucas III	2002-03	104	125	.832
6. Brady Heslip	2011-14	121	146	.829
7. David Wesley	1989-92	365	441	.828
8. Pat Nunley	1978-81	118	143	.825
9. Steve Bartels	1966-69	216	262	.824
10. Aaron Bruce	2004-07	178	218	.817

STEALS

CAREER LEADERS

PLAYER	SEASONS	G	AVG	STL
1. Micheal Williams	1985-88	115	2.45	282
2. A.J. Walton	2009-13	141	1.59	224
3. Curtis Jerrells	2005-09	119	1.34	159
4. LaceDarius Dunn	2007-11	134	1.18	158
5. Tweety Carter	2006-10	131	1.17	153
Terry Black	1999-01	60	2.55	153
7. Henry Dugat	2005-09	117	1.30	152
8. Wendell Greenleaf	1999-02	87	1.74	151
9. David Wesley	1990-92	72	2.01	145
10. Mark Vital	2017-	119	1.18	140
11. Jared Butler	2018-	87	1.51	131

STEALS PER GAME

CAREER LEADERS MINIMUM 75 STEALS

PLAYER	SEASONS	G	STL	AVG
1. Terry Black	1999-01	60	153	2.55
2. Micheal Williams	1985-88	115	282	2.45
3. David Wesley	1990-92	72	145	2.01
4. Julius Denton	1988-90	57	110	1.93
5. Wendell Greenleaf	1999-02	87	151	1.74
6. Lawrence Roberts	2002-03	56	96	1.71
7. Davion Mitchell	2019-	53	89	1.68
8. Pierre Jackson	2011-12	74	122	1.65
9. A.J. Walton	2009-13	141	224	1.59
10. Lester Medford	2014-16	68	105	1.54
11. Jared Butler	2018-	87	131	1.51
12. John Lucas III	2002-03	58	81	1.40



12 – JARED BUTLER

G • 6-3 • 195 • JR. • 2L

RESERVE, LA. (RIVERSIDE ACADEMY)

BUTLER NOTEBOOK

- 2021 All-America First Team honoree, AP Big 12 Player of the Year, Big 12 All-Defensive Team selection
- Second player in program history to earn All-America First-Team honors (Hubert Kirkpatrick, 1938 Helms Foundation First Team)
- Two-time All-American (2020-3rd, 2021-1st), Baylor's first since Micheal Williams in 1987 & 1988
- Third player in program history named conference POY, first in Big 12 (Terry Teagle - 1980 SWC, David Wesley - 1992 SWC)
- Over last 2 seasons, has 9 Big 12 road games with 20+ points vs. 8 different teams – at KU, KSU, OU, WVU (2), ISU, TCU, OSU, UT
- Played in all 87 games during BU career, including starts in last 73 games (entered starting lineup for final 20 games freshman year)
- USBWA National Player of the Week on Jan. 26 after averaging 26.0 ppg and 7.0 apg, shooting 13-16 on 3FGs in wins vs. KU and at OSU
- Had team-highs of 25 points and 6 assists to lead Bears to OT win at No. 6 WVU (3/2/21), clinching first conference title since 1950
- Posted 3rd career 30-point game by recording 30 points and shooting 7-of-9 on 3FGs in win over No. 9 Kansas (1/18/21)
- Joined Kevin Durant as only players with two 30-point games vs. Kansas; 31 at KU as freshman in 2019, 30 vs. KU in 2021
- Double-double (14 points/13 assists) at K-State (12/19/20) - most assts by any player in a B12 Conf game since Trae Young in 2018
- Named 2019 Myrtle Beach Invitational MVP after scoring 10 points in final 6 minutes of championship game vs. Villanova
- Led team in scoring in 24 of 53 games since start of 2019-20 sophomore season (30 of 87 career games)
- 18 career games with 20+ pts – 22 vs. PVAMU, 31 at Kansas, 31 vs. UCA, 22 vs. Villanova, 20 vs. UMES, 22 at KU, 20 at K-State, 21 vs. WVU, 22 at OU, 21 at WVU, 20 vs. UW, 21 at Iowa St., 28 at TCU, 30 vs. Kansas, 22 at OSU, 21 at UT, 25 at WVU, 22 vs. OSU
- Exploded for career-high 31 points (including 23 in 2nd half), 6 rebounds and 3 assists in 36 minutes at No. 13 Kansas (3/9/19)
- Posted 15 points (5 in OT) in win vs. Texas (2/27); hit team's last 2 regulation FGs, game-tying FG with 28 secs left to force OT
- Originally enrolled at Alabama in summer 2018, but transferred to Baylor in August and received immediate eligibility
- From same hometown as former Baylor stars Tweety Carter and Rico Gathers

SEASON HIGHS

Points: – 30 vs. Kansas (1/18/21)
 FG: – 11 at TCU (1/9/21)
 FGA: – 21 at West Virginia (3/2/21)
 3FG: – 7 vs. Kansas (1/18/21)
 3FGA: – 11 at West Virginia (3/2/21)
 FT: – 6 vs. Texas Tech (3/7/21)
 FTA: – 8 vs. Iowa State (2/23/21)
 Rebounds: – 8 at TCU (1/9/21)
 Assists: – 13 at Kansas State (12/19/20)
 Turnovers: – 7, three times
 Blocks: – 1, 10 times
 Steals: – 5 at TCU (1/9/21)
 Minutes Played: – 39 at TCU (1/9/21); at West Virginia (3/2/21)

CAREER HIGHS

Points: – 31 at Kansas (3/9/19)
 FG: – 11 at TCU (1/9/21)
 FGA: – 21, three times
 3FG: – 8 vs. Central Arkansas (11/5/19)
 3FGA: – 13 at Oklahoma (2/18/20)
 FT: – 8 at Kansas (3/9/19); at West Virginia (3/7/20)
 FTA: – 10 at Kansas (3/9/19); at West Virginia (3/7/20)
 Rebounds: – 9 at TCU (2/29/20)
 Assists: – 13 at Kansas State (12/19/20)
 Turnovers: – 7, three times
 Blocks: – 1, 17 times
 Steals: – 5 vs. Ohio (11/21/19); at TCU (1/9/21)
 Minutes Played: – 40 vs. Texas Tech (3/2/20)

2020-21 GAME-BY-GAME

OPPONENT	DATE	GS	MIN	FG	3FG	FT	OR-DR-TR	PF	A	T	B	S	PTS
vs. Louisiana-Lafayette	11/28	*	28	7-13	3-5	0-0	0-3-3	2	4	2	1	3	17
vs. Washington	11/29	*	26	8-12	4-7	0-0	0-3-3	3	5	3	1	2	20
vs. #5 Illinois	12/2	*	30	6-18	0-4	0-1	2-3-5	1	3	3	1	3	12
SFA	12/9	*	24	3-7	2-3	4-4	0-2-2	0	7	3	0	1	12
at Kansas State	12/19	*	30	4-8	2-6	4-6	0-5-5	1	13	1	1	1	14
Arkansas Pine-Bluff	12/21	*	23	6-14	1-3	1-2	0-4-4	0	7	1	0	2	14
Central Arkansas	12/29	*	22	6-11	3-5	2-2	1-2-3	0	5	2	0	1	17
Alcorn State	12/30	*	21	6-8	3-4	2-2	0-0-0	2	3	1	0	1	17
at Iowa State	1/2	*	35	7-15	3-9	4-5	0-1-1	2	5	7	1	4	21
Oklahoma	1/6	*	29	2-10	0-4	4-4	0-4-4	1	3	2	1	3	8
at TCU	1/9	*	39	11-17	4-8	2-4	2-6-8	3	4	2	0	5	28
at #15 Texas Tech	1/16	*	31	2-11	2-7	1-4	0-5-5	5	3	7	1	4	7
#9 Kansas	1/18	*	34	10-14	7-9	3-3	0-1-1	3	8	4	0	1	30
at Oklahoma State	1/23	*	35	8-13	6-7	0-0	0-1-1	2	6	2	0	1	22
Kansas State	1/27	*	25	5-9	1-4	2-2	2-5-7	1	5	3	0	3	13
Auburn	1/30	*	34	6-18	1-8	3-4	1-2-3	2	5	2	1	2	16
at #6 Texas	2/2	*	29	8-15	3-8	2-2	0-1-1	3	3	2	0	4	21
Iowa State	2/23	*	31	5-10	3-5	5-8	0-3-3	4	2	3	0	3	18
at #17 Kansas	2/27	*	29	2-9	1-7	0-0	0-2-2	5	2	1	0	0	5
at #6 West Virginia	3/2	*	39	10-21	5-11	0-1	1-2-3	5	6	2	1	0	25
#17 Oklahoma State	3/4	*	32	8-14	4-7	2-2	1-2-3	2	5	5	0	3	22
#18 Texas Tech	3/7	*	29	5-7	2-4	6-6	0-4-4	3	5	4	0	0	18
vs. Kansas State	3/11	*	30	6-12	2-5	4-4	0-4-4	4	4	7	1	2	18

MISCELLANEOUS

	20-21	CAREER	BU RECORD
Double-Figure Points:	20	63	51-12
Double-Figure Assists:	1	1	1-0
Double-Doubles:	1	1	1-0
20+ Points:	8	18	16-2
30+ Points:	1	3	2-1
5+ Assists:	13	28	26-2
Led team in Points:	7	30	23-7
Led team in Rebounds:	3	3	3-0
Led team in Assists:	8	27	22-5
Led team in Blocks:	5	8	8-0
Led team in Bench Points:	–	6	5-1

BUTLER'S CAREER STATS

YEAR	GP-GS	MIN-AVG	FG-A	PCT	3FG-A	PCT	FT-A	PCT	OFF-DEF-TOT	AVG	PF-D	A	TO	B	S	TP	AVG
2018-19 (FR.)	34-21	910-26.8	117-296	.395	60-171	.351	54-68	.794	22-84-106	3.1	77-2	93	67	3	33	348	10.2
2019-20 (SO.)	30-30	912-30.4	167-397	.421	77-202	.381	69-89	.775	15-82-97	3.2	74-2	94	73	4	49	480	16.0
2020-21 (JR.)	23-23	686-29.8	141-286	.493	62-140	.443	51-66	.773	10-65-75	3.3	54-3	113	69	10	49	395	17.2
CAREER	87-74	2509-28.8	425-979	.434	199-513	.388	174-223	.780	47-231-278	3.2	205-7	300	209	17	131	1223	14.1



4 – LJ CRYER

G • 6-1 • 185 • FR. • HS
KATY, TEXAS (MORTON RANCH HS)

SEASON/CAREER HIGHS

Points: – 17 vs. Louisiana-Lafayette (11/28/20)
FG: – 6 vs. Louisiana-Lafayette (11/28/20)
FGA: – 9 vs. Louisiana-Lafayette (11/28/20)
3FG: – 5 vs. Louisiana-Lafayette (11/28/20)
3FGA: – 7 vs. Louisiana-Lafayette (11/28/20)
FT: – 3 vs. SFA (12/9/20); vs. UAPB (12/21/20)
FTA: – 4, three times
Rebounds: – 2, three times
Assists: – 3 vs. SFA (12/9/20); at Kansas State (12/19/20)
Turnovers: – 4 vs. Alcorn State (12/30/20)
Blocks: –
Steals: – 2 vs. Louisiana-Lafayette (11/28/20); vs. UAPB (12/21/20)
Minutes Played: – 25 vs. UAPB (12/21/20)

MISCELLANEOUS

	20-21	BU RECORD
Double-Figure Points:	2	2-0
5+ Assists:	–	–
Led team in Points:	1	1-0
Led team in Rebounds:	–	–
Led team in Assists:	–	–
Led team in Bench Points:	2	2-0

CRYER NOTEBOOK

- True freshman guard from Katy, Texas, just 170 miles southeast of Waco
- Made collegiate debut with 17 points in 15 minutes off bench vs. Louisiana (11/28), making 5-of-7 treys and adding 2 steals
- Led team with 15 points in season-high 25 minutes off bench vs. Arkansas-Pine Bluff (12/21)
- Scored 3,488 points at Morton Ranch High School, 5th-most all-time in Texas public schools
- Averaged 34.2 points, 5.3 assists and 2.4 steals as high school senior, earning Class 6A All-State recognition
- Ranked No. 12 PG by ESPN and No. 51 overall by Rivals in 2020 high school class rankings
- Made 145 treys (4.3/game) and scored 1,164 points during pandemic-shortened high school senior season
- Both parents played sports at Grambling, father Lionel Sr. (football) and mother Tamica (volleyball)

2020-21 GAME-BY-GAME

OPPONENT	DATE	GS	MIN	FG	3FG	FT	OR-DR-TR	PF	A	T	B	S	PTS
vs. Louisiana-Lafayette	11/28		15	6-9	5-7	0-0	0-2-2	0	1	0	0	2	17
vs. Washington	11/29		10	0-0	0-0	0-0	0-0-0	1	0	0	0	0	0
vs. #5 Illinois	12/2			DNP									
SFA	12/9		18	1-3	1-3	3-4	1-1-2	2	3	1	0	1	6
at Kansas State	12/19		19	3-5	2-4	0-0	0-1-1	0	3	1	0	1	8
Arkansas Pine-Bluff	12/21		25	4-7	4-6	3-4	0-0-0	2	2	0	0	2	15
Central Arkansas	12/29		22	3-8	1-5	0-0	0-0-0	0	2	1	0	1	7
Alcorn State	12/30		18	0-6	0-5	2-4	1-0-1	1	2	4	0	1	2
at Iowa State	1/2			DNP									
Oklahoma	1/6		9	1-1	1-1	0-0	0-2-2	0	0	0	0	0	3
at TCU	1/9		5	0-0	0-0	0-0	0-0-0	0	0	0	0	0	0
at #15 Texas Tech	1/16		2	0-0	0-0	0-0	0-0-0	0	0	0	0	0	0
#9 Kansas	1/18			DNP									
at Oklahoma State	1/23		7	1-4	1-4	0-0	0-0-0	0	0	0	0	0	3
Kansas State	1/27		17	1-3	1-2	0-0	0-1-1	0	2	1	0	1	3
Auburn	1/30		6	0-0	0-0	0-0	0-0-0	0	0	0	0	0	0
at #6 Texas	2/2			DNP									
Iowa State	2/23		10	1-3	0-2	0-0	0-0-0	0	0	1	0	0	2
at #17 Kansas	2/27		6	0-0	0-0	0-0	0-0-0	1	0	0	0	1	0
at #6 West Virginia	3/2			DNP									
#17 Oklahoma State	3/4			DNP									
#18 Texas Tech	3/7		2	0-1	0-0	0-0	0-0-0	0	0	0	0	0	0
vs. Kansas State	3/11			DNP									

CRYER'S CAREER STATS

YEAR	GP-GS	MIN-AVG	FG-A	PCT	3FG-A	PCT	FT-A	PCT	OFF-DEF-TOT	AVG	PF-D	A	TO	B	S	TP	AVG
2020-21 (FR.)	16-0	189-11.8	21-50	.420	16-39	.410	8-12	.667	2-7-9	0.6	7-0	15	9	0	10	66	4.1
CAREER	16-0	189-11.8	21-50	.420	16-39	.410	8-12	.667	2-7-9	0.6	7-0	15	9	0	10	66	4.1



10 — ADAM FLAGLER

G • 6-3 • 180 • SO. • SQ

DULUTH, GA. (PRESBYTERIAN)

SEASON HIGHS

Points: — 22 vs. Iowa State (2/23/21)
FG: — 8 vs. Auburn (1/30/21)
FGA: — 15 vs. Iowa State (2/23/21)
3FG: — 5 vs. Washington (11/29/20)
3FGA: — 10 vs. Iowa State (2/23/21)
FT: — 4, three times
FTA: — 4, five times
Rebounds: — 8 vs. Auburn (1/30/21)
Assists: — 7 vs. Louisiana-Lafayette (11/28/20)
Turnovers: — 3 vs. SFA (12/9/20); vs. Oklahoma (1/6/21)
Blocks: —
Steals: — 3 vs. SFA (12/9/20); at Oklahoma State (1/23/21)
Minutes Played: — 29 vs. Illinois (12/2/20)

CAREER HIGHS

Points: — 29 at UCLA (11/19/18)
FG: — 11 vs. Winthrop (1/26/19)
FGA: — 19, twice; at UCLA (11/19/18) and at Winthrop (1/26/19)
3FG: — 7 at UCLA (11/19/18)
3FGA: — 14 at UCLA (11/19/18)
FT: — 10 vs. VMI (12/12/18)
FTA: — 10, twice; vs. VMI (12/12/18) and at Robert Morris (3/24/19)
Rebounds: — 10 at UNC Asheville (2/23/19)
Assists: — 7 vs. Campbell (2/16/19); vs. Louisiana-Lafayette (11/28/20)
Turnovers: — 4, twice; at Radford (1/12/19) and at Marshall (3/26/19)
Blocks: — 1, nine times
Steals: — 3, three times
Minutes Played: — 40 vs. Gardner-Webb (2/9/19)

MISCELLANEOUS

	20-21	BU RECORD
Double-Figure Points:	10	10-0
20+ Points:	1	1-0
5+ Assists:	1	1-0
Led team in Points:	4	4-0
Led team in Rebounds:	—	—
Led team in Assists:	1	1-0
Led team in Bench Points:	9	8-1

FLAGLER NOTEBOOK

- Third-year sophomore, sat out and redshirted 2019-20 season after playing freshman year at Presbyterian College
- Has 6 games this season with 15+ points off the bench and has scored 10+ off bench in 10 of 21 games played
- Recorded season-high 22 points in 28 minutes off bench vs. Iowa State (2/23/21) — 11th career 20-point game (1st at BU)
- Posted season and game-high 19 points and added season-high 8 rebounds in 24 minutes off bench vs. Auburn (1/30/21)
- Hit go-ahead bucket to gives Bears lead for good with 7:04 left as part of 15 point effort in win at No. 15 Texas Tech (1/16/21)
- Provided spark off bench with 15 points on 6-of-8 shooting in 21 minutes of win vs. Oklahoma (1/6/21)
- Posted game-high 18 points in Bears' win over No. 5 Illinois (12/2/20), including 11 points in 2nd half
- Had nation's 4th-longest active streak having made a 3-pointer in 42 straight games before streak was snapped at ISU (1/2/21)
- Has scored in double-figures in 43 of 57 collegiate games (32 of 36 at Presbyterian); has 11 career 20-point games
- Has made multiple 3-pointers in 43 of 57 career games (11 of 21 this season)
- 27 career games with 3+ 3FGs, 11 gms with 4+ 3FGs, 6 gms with 5+ 3FGs, 4 gms with 6+ 3FGs, 1 gm with 7+ 3FGs
- Earned 2019 Big South Freshman of the Year honors and was 5-time Big South Freshman of the Week
- Led Presbyterian in scoring as freshman with 15.9 points per game, started all 36 games and scored 10+ pts in 32 of 36 games
- Posted career-high 29 points at UCLA (11/19/18), including 24 points and 6 treys in 2nd half
- Scored 20+ points 10 times as freshman, including games at Dayton, at UCLA and at Marquette
- Brother, Duvaughn, played football at Gardner-Webb (2004-07) and finished with 188 receptions, 2,552 yards and 31 TDs
- Aspires to become a pediatrician

2020-21 GAME-BY-GAME

OPPONENT	DATE	GS	MIN	FG	3FG	FT	OR-DR-TR	PF	A	T	B	S	PTS
vs. Louisiana-Lafayette	11/28		28	5-9	2-5	0-0	1-2-3	2	7	0	0	0	12
vs. Washington	11/29		24	6-11	5-9	0-0	2-1-3	1	1	1	0	0	17
vs. #5 Illinois	12/2		29	6-11	2-6	4-4	1-2-3	3	3	0	0	0	18
SFA	12/9		23	4-7	3-5	3-4	0-2-2	1	1	3	0	3	14
at Kansas State	12/19												DNP
Arkansas Pine-Bluff	12/21												DNP
Central Arkansas	12/29		16	4-7	2-5	0-0	0-0-0	2	3	1	0	2	10
Alcorn State	12/30		22	2-6	1-2	0-0	2-1-3	1	0	1	0	1	5
at Iowa State	1/2		26	0-3	0-3	0-0	0-0-0	1	1	1	0	0	0
Oklahoma	1/6		22	6-8	3-5	0-0	0-0-0	3	0	3	0	0	15
at TCU	1/9		11	0-3	0-1	0-1	0-1-1	1	1	0	0	1	0
at #15 Texas Tech	1/16		27	5-8	3-6	2-4	0-3-3	3	1	1	0	0	15
#9 Kansas	1/18		25	2-6	0-4	1-1	1-0-1	0	1	1	0	1	5
at Oklahoma State	1/23		25	3-8	2-3	2-2	0-3-3	3	2	0	0	3	10
Kansas State	1/27		14	2-5	1-2	0-0	0-1-1	1	1	1	0	1	5
Auburn	1/30		24	8-12	3-5	0-0	4-4-8	2	0	0	0	0	19
at #6 Texas	2/2		28	3-5	2-4	0-0	0-1-1	1	3	1	0	1	8
Iowa State	2/23		28	7-15	4-10	4-4	1-1-2	0	0	0	0	1	22
at #17 Kansas	2/27		28	1-8	1-5	0-0	0-2-2	1	1	0	0	0	3
at #6 West Virginia	3/2		20	1-4	0-1	4-4	3-0-3	0	1	1	0	0	6
#17 Oklahoma State	3/4		15	1-3	0-0	1-2	3-3-6	3	1	0	0	1	3
#18 Texas Tech	3/7		23	0-4	0-2	0-0	1-2-3	2	1	1	0	0	0
vs. Kansas State	3/11		21	0-0	0-0	0-0	0-1-1	0	1	0	0	0	0

FLAGLER'S PRESBYTERIAN STATS

YEAR	GP-GS	MIN-AVG	FG-A	PCT	3FG-A	PCT	FT-A	PCT	OFF-DEF-TOT	AVG	PF-D	A	TO	B	S	TP	AVG
2018-19 (FR.)	36-36	1105-30.7	196-447	.438	108-280	.386	71-85	.835	27-95-122	3.4	61-0	45	42	9	28	571	15.9

FLAGLER'S BAYLOR STATS

YEAR	GP-GS	MIN-AVG	FG-A	PCT	3FG-A	PCT	FT-A	PCT	OFF-DEF-TOT	AVG	PF-D	A	TO	B	S	TP	AVG
2020-21 (SO.)	21-0	478-22.8	66-143	.462	34-83	.410	21-26	.808	19-30-49	2.3	31-0	30	16	0	15	187	8.9
NCAA CAREER	57-36	1582-27.7	262-590	.444	142-363	.391	92-111	.829	46-125-171	3.0	92-0	75	58	9	43	758	13.3



32 – ZACH LOVEDAY

F • 7-0 • 215 • FR. • HS

GALLIPOLIS, OHIO (HUNTINGTON PREP)

SEASON/CAREER HIGHS

Points: – 10 vs. Alcorn State (12/30/20)
FG: – 4 vs. UAPB (12/21/20); vs. Alcorn State (12/30/20)
FGA: – 5 vs. UAPB (12/21/20)
3FG: – 1 vs. Kansas State (1/27/21)
3FGA: – 1 vs. Central Arkansas (12/29/20); vs. Kansas State (1/27/21)
FT: – 2 vs. Alcorn State (12/30/20)
FTA: – 2 vs. Alcorn State (12/30/20); vs. Kansas State (1/27/21)
Rebounds: – 4 vs. UAPB (12/21/20)
Assists: – 1 vs. Kansas State (1/27/21)
Turnovers: – 1 vs. Alcorn State (12/30/20)
Blocks: – 2 vs. Alcorn State (12/30/20)
Steals: – 1 vs. Louisiana-Lafayette (11/28/20)
Minutes Played: – 16 vs. UAPB (12/21/20)

MISCELLANEOUS

	20-21	BU RECORD
Double-Figure Points:	1	1-0
2+ Blocks:	1	1-0
Led team in Points:	–	–
Led team in Rebounds:	–	–
Led team in Blocks:	2	2-0
Led team in Bench Points:	–	–

LOVEDAY NOTEBOOK

- True freshman 7-footer from Ohio, played final two high school seasons at national power Huntington Prep
- Scored in double-figures for first time with 10 points (4-4 FGs) and added 2 blocks in 10 minutes vs. Alcorn State (12/30)
- Made career-first 3-pointer and added assist as part of 6-point effort in 5 minutes off bench vs. K-State (1/27)
- Posted 8 points and 4 rebounds and 16 minutes off bench vs. UAPB (12/21)
- Ranked No. 51 overall and No. 12 among centers in 2020 signing class by Rivals
- One of five players from 2019-20 Huntington Prep squad to sign with Division I programs
- Father, Billy Loveday, played basketball at Hanover College

2020-21 GAME-BY-GAME

OPPONENT	DATE	GS	MIN	FG	3FG	FT	OR-DR-TR	PF	A	T	B	S	PTS
vs. Louisiana-Lafayette	11/28	4	1-1	0-0	0-0	0-0-0	0	0	0	0	1	2	
vs. Washington	11/29	2	0-0	0-0	0-0	0-1-1	0	0	0	0	0	0	
vs. #5 Illinois	12/2		DNP										
SFA	12/9	3	0-0	0-0	0-0	0-1-1	1	0	0	0	0	0	
at Kansas State	12/19	3	1-1	0-0	0-0	0-2-2	2	0	0	0	0	2	
Arkansas Pine-Bluff	12/21	16	4-5	0-0	0-0	1-3-4	0	0	0	0	0	8	
Central Arkansas	12/29	8	0-3	0-1	0-0	0-2-2	0	0	0	0	0	0	
Alcorn State	12/30	10	4-4	0-0	2-2	0-1-1	4	0	1	2	0	10	
at Iowa State	1/2		DNP										
Oklahoma	1/6		DNP										
at TCU	1/9		DNP										
at #15 Texas Tech	1/16		DNP										
#9 Kansas	1/18		DNP										
at Oklahoma State	1/23		DNP										
Kansas State	1/27	5	2-3	1-1	1-2	2-0-2	1	1	0	0	0	6	
Auburn	1/30		DNP										
at #6 Texas	2/2		DNP										
Iowa State	2/23		DNP										
at #17 Kansas	2/27		DNP										
at #6 West Virginia	3/2		DNP										
#17 Oklahoma State	3/4		DNP										
#18 Texas Tech	3/7	1	0-0	0-0	0-0	1-0-1	0	0	0	1	0	0	
vs. Kansas State	3/11		DNP										

LOVEDAY'S CAREER STATS

YEAR	GP-GS	MIN-AVG	FG-A	PCT	3FG-A	PCT	FT-A	PCT	OFF-DEF-TOT	AVG	PF-D	A	TO	B	S	TP	AVG
2020-21 (FR.)	9-0	54-6.0	12-17	.706	1-2	.500	3-4	.750	4-10-14	1.6	8-0	1	1	3	1	28	3.1
CAREER	9-0	54-6.0	12-17	.706	1-2	.500	3-4	.750	4-10-14	1.6	8-0	1	1	3	1	28	3.1



24 — MATTHEW MAYER

G/F • 6-9 • 225 • JR. • 2L

AUSTIN, TEXAS (WESTLAKE HS)

SEASON HIGHS

Points: — 19 vs. Oklahoma State (3/4/21)
FG: — 7 at West Virginia (3/2/21); vs. Oklahoma State (3/4/21)
FGA: — 13 vs. Oklahoma State (3/4/21)
3FG: — 3 vs. Auburn (1/30/21); at West Virginia (3/2/21)
3FGA: — 6 vs. Auburn (1/30/21)
FT: — 4 vs. Oklahoma State (3/4/21)
FTA: — 7 vs. Oklahoma State (3/4/21)
Rebounds: — 7, three times
Assists: — 3, three times
Turnovers: — 3, three times
Blocks: — 2 vs. Illinois (12/2/20); vs. SFA (12/9/20)
Steals: — 4 vs. Central Arkansas (12/29/20); at West Virginia (3/2/21)
Minutes Played: — 27 at West Virginia (3/2/21)

CAREER HIGHS

Points: — 19 vs. Kansas State (2/25/20); vs. Oklahoma State (3/4/21)
FG: — 7, three times
FGA: — 13 vs. Oklahoma State (3/4/21)
3FG: — 3, three times
3FGA: — 6 vs. Nicholls (11/16/18); vs. Auburn (1/30/21)
FT: — 5, four times
FTA: — 8 at Texas Tech (2/16/19)
Rebounds: — 8 vs. West Virginia (2/15/20)
Assists: — 4 vs. Texas State (11/15/19)
Turnovers: — 5 vs. Ole Miss (11/23/18)
Blocks: — 2, three times
Steals: — 4, three times
Minutes Played: — 30 vs. Ole Miss (11/23/18)

MISCELLANEOUS

	20-21	CAREER	BU RECORD
Double-Figure Points:	9	19	15-4
Led team in Points:	—	2	2-0
Led team in Rebounds:	2	4	3-1
Led team in Blocks:	5	8	7-1
Led team in Assists:	—	1	1-0
Led team in Bench Points:	7	24	16-8

MAYER NOTEBOOK


- Junior wing with length, range and quick release, provides instant offense off bench
- Appeared off bench all but one of teams' 87 games during BU career, including 19 games with 10+ points
- Double-figure scoring off bench in 12 of last 30 games (and 8 of last 18) after doing so in 7 of previous 56 games played
- Season-highs of 19 points and 7 rebounds in only 21 minutes off bench vs. No. 17 Oklahoma State (3/4/21)
- Then-season-high 18 points in 27 minutes off bench to lead BU to OT win at No. 6 WVU (3/2/21), clinching Big 12 title
- Posted 13 points in 15 minutes off bench vs. Auburn (1/30/21), including 10 points as part of 20-7 second-half run
- Scored then-season-high 16 points, had 6 rebounds and 3 assists in 21 minutes off bench vs. Oklahoma (1/6/21)
- Posted 14 points and added 5 rebounds in 16 minutes off bench vs. Alcorn State (12/30)
- Recorded career-high 19 points on only 6-of-7 shooting in season-high 20 minutes off bench vs. Kansas State (2/25/20)
- Scored 10 first-half points off bench vs. Villanova (11/24) and vs. Kansas (2/22) last season
- Scored 17 points on just 5-of-9 shooting in 14 minutes off bench as freshman at TCU (1/5/19)
- Posted game-high 18 points in just 18 minutes off bench vs. Nicholls State (11/16/18)
- Four-star recruit from Austin's Westlake High School, ranked among top-100 recruits nationally in 2018 class
- Helped Westlake to 36-4 record as senior in 2017-18, playing alongside UTEP's Keonte Kennedy and Texas' Brock Cunningham
- Committed to Baylor in June 2017, more than a year prior to enrolling at BU

2020-21 GAME-BY-GAME

OPPONENT	DATE	GS	MIN	FG	3FG	FT	OR-DR-TR	PF	A	T	B	S	PTS
vs. Louisiana-Lafayette	11/28		13	4-10	0-1	0-0	2-1-3	0	1	1	0	0	8
vs. Washington	11/29		11	2-4	1-2	1-2	2-2-4	1	2	1	0	0	6
vs. #5 Illinois	12/2		14	3-6	1-1	0-2	1-6-7	0	0	0	2	1	7
SFA	12/9		16	3-6	2-3	2-2	0-0-0	3	1	2	2	2	10
at Kansas State	12/19		16	3-8	0-3	2-2	1-4-5	2	1	1	0	0	8
Arkansas Pine-Bluff	12/21		19	5-9	1-3	1-2	1-2-3	1	3	1	0	1	12
Central Arkansas	12/29		14	4-6	2-3	3-4	0-1-1	2	0	0	1	4	13
Alcorn State	12/30		16	5-7	2-3	2-2	3-2-5	1	1	0	0	1	14
at Iowa State	1/2		14	2-3	0-0	2-4	0-4-4	0	0	1	0	2	6
Oklahoma	1/6		21	6-10	2-4	2-2	1-5-6	2	3	1	0	1	16
at TCU	1/9		15	1-1	0-0	0-0	0-2-2	2	3	1	1	0	2
at #15 Texas Tech	1/16		12	1-4	1-3	1-2	1-2-3	0	0	0	0	0	4
#9 Kansas	1/18		11	0-2	0-0	0-0	1-2-3	1	0	1	0	1	0
at Oklahoma State	1/23		10	2-8	0-3	1-2	2-5-7	2	0	3	0	2	5
Kansas State	1/27		15	4-7	2-3	0-1	1-2-3	4	2	1	0	2	10
Auburn	1/30		15	5-9	3-6	0-2	2-4-6	2	2	2	0	1	13
at #6 Texas	2/2		16	3-3	1-1	0-0	0-3-3	2	0	3	0	3	7
Iowa State	2/23		15	1-2	0-0	0-0	1-2-3	0	1	2	0	0	2
at #17 Kansas	2/27		5	0-1	0-1	0-2	0-1-1	3	0	0	0	0	0
at #6 West Virginia	3/2		27	7-12	3-5	1-1	2-3-5	2	0	2	0	4	18
#17 Oklahoma State	3/4		21	7-13	1-4	4-7	2-5-7	0	1	1	0	0	19
#18 Texas Tech	3/7		14	1-5	0-2	1-2	0-1-1	4	1	3	0	0	3
vs. Kansas State	3/11		15	1-3	1-2	0-0	0-3-3	0	0	1	1	0	3

MAYER'S CAREER STATS

YEAR	GP-GS	MIN-AVG	FG-A	PCT	3FG-A	PCT	FT-A	PCT	OFF-DEF-TOT	AVG	PF-D	A	TO	B	S	TP	AVG
2018-19 (FR.)	33-0	388-11.8	51-154	.331	20-65	.308	31-47	.660	24-42-66	2.0	34-0	26	25	8	17	153	4.6
2019-20 (SO.)	30-0	348-11.6	54-128	.422	17-45	.378	20-29	.690	18-39-57	1.9	30-0	23	21	4	15	145	4.8
2020-21 (JR.)	23-0	344-15.0	70-139	.504	23-53	.434	23-41	.561	23-62-85	3.7	34-0	22	28	7	25	186	8.1
CAREER	86-0	1082-12.6	175-421	.416	60-163	.368	74-117	.632	65-143-208	2.4	98-0	71	74	19	57	484	5.6



45 — DAVION MITCHELL

G • 6-2 • 205 • JR. • 1L
HINESVILLE, GA. (AUBURN)

SEASON HIGHS

Points: — 31 vs. Kansas State (1/27/21)
FG: — 12 vs. Kansas State (1/27/21)
FGA: — 16 vs. Kansas State (1/27/21); at Texas (2/2/21)
3FG: — 7 vs. Kansas State (1/27/21)
3FGA: — 10 at Kansas State (12/19/20)
FT: — 5 vs. Kansas State (3/11/21)
FTA: — 6 at TCU (1/9/21); vs. Kansas State (3/11/21)
Rebounds: — 6 vs. Central Arkansas (12/29/20)
Assists: — 12 vs. Central Arkansas (12/29/20)
Turnovers: — 7 vs. Kansas (1/18/21)
Blocks: — 2 vs. Alcorn State (12/30/20)
Steals: — 4 vs. SFA (12/9/20); at Iowa State (1/2/21)
Minutes Played: — 43 at West Virginia (3/2/21)

CAREER HIGHS

Points: — 31 vs. Kansas State (1/27/21)
FG: — 12 vs. Kansas State (1/27/21)
FGA: — 16 vs. Kansas State (1/27/21); at Texas (2/2/21)
3FG: — 7 vs. Kansas State (1/27/21)
3FGA: — 10 at Kansas State (12/19/20)
FT: — 7 at Florida (1/25/20)
FTA: — 10 vs. Oklahoma State (2/8/20)
Rebounds: — 6 at Texas (2/10/20); vs. Central Arkansas (12/29/20)
Assists: — 12 vs. Central Arkansas (12/29/20)
Turnovers: — 7 vs. Kansas (1/18/21)
Blocks: — 2, three times
Steals: — 4, five times
Minutes Played: — 43 at West Virginia (3/2/21)

MISCELLANEOUS

	20-21	BU CAREER	BU RECORD
Double-Figure Points:	17	32	30-2
Double-Figure Assists:	2	3	3-0
Double-Doubles	1	2	2-0
20+ Points:	5	5	5-0
30+ Points:	1	1	1-0
5+ Assists:	14	25	25-0
Led team in Points:	3	5	5-0
Led team in Rebounds:	1	2	2-0
Led team in Assists:	15	30	28-2
Led team in Blocks:	3	6	5-1

MITCHELL NOTEBOOK

- Lightning quick junior point guard, transferred to Baylor from Auburn and sat out 2018-19 season
- 2021 All-America Third-Team honoree (Sporting News), Big 12 Defensive POY, All-Big 12 First Team & All-Defensive Team
- Selected as Naismith Defensive Player of the Year semifinalist (1 of 10) in each of last 2 seasons
- Named 2020 Big 12 Newcomer of the Year, All-Big 12 Second Team and Big 12 All-Defensive Team
- Nicknamed "Off Night" for reputation of forcing player he's defending into having an off night
- Posted 6+ assists in 12 of 23 games this season (6+ asts in 6 of 64 career games entering this season)
- Has started all 53 games at Baylor (48-5 record) after coming off bench in all 34 games as freshman at Auburn in 2017-18
- Posted 23 points in Big 12 Championship Quarterfinal win vs. Kansas State (3/11/21), 3rd game with 20+ vs. K-State
- Scored 20 points, including game-winning bucket in OT, as Bears clinched Big 12 title in win at No. 6 West Virginia (3/2/21)
- Recorded game-high 27 points and added 4 assists in win at No. 6 Texas (2/2/21)
- Erupted for career-high 31 points vs. K-State (1/27/21), including 22 points (8-9 FGs) in 12 minutes in 2nd half
- Posted team-highs of 17 points and 5 rebounds in win at No. 15 Texas Tech (1/16/21)
- 2nd career double-double with 10 points, 10 assists vs. Alcorn (12/30), one day after career-high 12 assists vs. UCA (12/29)
- Scored then-career-high 20 points and made career-best 6-of-10 from 3-point range in win at Kansas State (12/19/20)
- Made then-career-high 4-of-5 from 3-point range as part of 15-point, 7-assist effort in win over No. 5 Illinois (12/2/20)
- Teams are 60-5 in games in which he's played 20+ minutes (12-0 at Auburn, 48-5 at Baylor)
- Teams are 32-2 in games in which he's scored 10+ points (2-0 at Auburn, 30-2 at Baylor)
- Averaging 12.3 ppg over last 49 games (603 pts) after posting 4.0 ppg over first 38 collegiate games (153 pts)
- Had career-first double-double with 14 points and career-high 10 assists in 33 minutes vs. Kansas State (2/25/20)
- Came off bench in all 34 games as freshman at Auburn in 2017-18, helping Tigers to 26-8 record and SEC title
- Has team-high 41-inch max vertical, 33.5-inch no-step vertical

2020-21 GAME-BY-GAME

OPPONENT	DATE	GS	MIN	FG	3FG	FT	OR-DR-TR	PF	A	T	B	S	PTS
vs. Louisiana-Lafayette	11/28	*	27	7-9	2-2	2-4	0-4-4	3	6	1	0	3	18
vs. Washington	11/29	*	31	2-8	1-5	1-2	1-3-4	1	7	4	0	1	6
vs. #5 Illinois	12/2	*	31	5-8	4-5	1-2	1-3-4	4	7	3	0	2	15
SFA	12/9	*	31	4-6	1-2	2-2	1-2-3	1	7	3	1	4	11
at Kansas State	12/19	*	32	7-12	6-10	0-0	0-3-3	3	3	4	0	2	20
Arkansas Pine-Bluff	12/21	*	24	4-7	1-4	0-0	0-1-1	3	6	1	1	2	9
Central Arkansas	12/29	*	24	2-3	2-2	0-0	2-4-6	1	12	4	0	3	6
Alcorn State	12/30	*	28	3-5	1-2	3-3	1-2-3	3	10	3	2	3	10
at Iowa State	1/2	*	28	6-13	0-4	1-1	1-2-3	4	2	2	0	4	13
Oklahoma	1/6	*	32	4-10	0-4	0-0	0-1-1	3	4	2	0	1	8
at TCU	1/9	*	38	3-9	0-4	4-6	0-0-0	4	6	3	0	1	10
at #15 Texas Tech	1/16	*	31	6-12	3-6	2-4	0-5-5	3	1	4	0	0	17
#9 Kansas	1/18	*	32	2-5	2-2	4-4	0-0-0	2	3	7	0	3	10
at Oklahoma State	1/23	*	37	3-9	1-5	1-2	1-2-3	1	9	1	1	1	8
Kansas State	1/27	*	28	12-16	7-9	0-0	0-2-2	2	5	2	0	3	31
Auburn	1/30	*	31	4-9	3-6	2-2	1-2-3	3	7	1	0	1	13
at #6 Texas	2/2	*	37	11-16	5-7	0-0	0-1-1	3	4	1	0	1	27
Iowa State	2/23	*	37	4-12	1-4	0-0	2-2-4	2	4	0	0	2	9
at #17 Kansas	2/27	*	38	5-15	1-5	2-4	0-2-2	3	3	2	0	2	13
at #6 West Virginia	3/2	*	43	7-14	4-7	2-2	0-3-3	4	5	3	0	0	20
#17 Oklahoma State	3/4	*	38	4-10	2-8	2-2	1-1-2	1	7	3	1	2	12
#18 Texas Tech	3/7	*	36	6-7	3-3	2-5	0-3-3	2	7	1	1	1	17
vs. Kansas State	3/11	*	38	7-13	4-8	5-6	0-2-2	2	2	6	0	3	23

MITCHELL'S AUBURN STATS

YEAR	GP-GS	MIN-AVG	FG-A	PCT	3FG-A	PCT	FT-A	PCT	OFF-DEF-TOT	AVG	PF-D	A	TO	B	S	TP	AVG
2017-18 (FR.)	34-0	582-17.1	45-105	.429	15-52	.288	21-31	.677	9-30-39	1.1	73-1	63	38	1	18	126	3.7

MITCHELL'S BAYLOR STATS

YEAR	GP-GS	MIN-AVG	FG-A	PCT	3FG-A	PCT	FT-A	PCT	OFF-DEF-TOT	AVG	PF-D	A	TO	B	S	TP	AVG
2019-20 (SO.)	30-30	973-32.4	105-257	.409	34-105	.324	53-80	.663	10-71-81	2.7	82-1	114	67	11	44	297	9.9
2020-21 (JR.)	23-23	751-32.7	118-228	.518	54-114	.474	36-51	.706	12-50-62	2.7	58-0	127	61	7	45	326	14.2
BU CAREER	53-53	1724-32.5	223-485	.460	88-219	.402	89-131	.679	22-121-143	2.7	140-1	241	128	18	89	623	11.8
NCAA CAREER	87-53	2306-26.5	268-590	.454	103-271	.380	110-162	.679	31-151-182	2.1	213-2	304	166	19	107	749	8.6



23 — JONATHAN TCHAMWA TCHATCHOUA

F • 6-8 • 245 • SO. • SQ
DOUALA, CAMEROON (UNLV)

SEASON HIGHS

Points: — 13, three times
 FG: — 6 at Kansas State (12/19/20); vs. Central Arkansas (12/29/20)
 FGA: — 10 at Kansas State (12/19/20)
 3FG: —
 3FGA: —
 FT: — 5 vs. Illinois (12/2/20)
 FTA: — 6 vs. Illinois (12/2/20)
 Rebounds: — 11 vs. Central Arkansas (12/29/20)
 Assists: — 1, six times
 Turnovers: — 3 at Iowa State (1/2/21)
 Blocks: — 4 at Oklahoma State (1/23/21)
 Steals: — 2, four times
 Minutes Played: — 26 at Iowa State (1/2/21)

CAREER HIGHS

Points: — 13, four times
 FG: — 6 at Kansas State (12/19/20); vs. Central Arkansas (12/29/20)
 FGA: — 10 at Kansas State (12/19/20)
 3FG: —
 3FGA: — 1, three times
 FT: — 9 vs. Colorado State (1/2/19)
 FTA: — 10 vs. Colorado State (1/2/19)
 Rebounds: — 12 vs. Colorado State (1/2/19)
 Assists: — 2 vs. Indiana State (12/23/18)
 Turnovers: — 4 vs. New Mexico (1/8/19)
 Blocks: — 4 at Oklahoma State (1/23/21)
 Steals: — 2, six times
 Minutes Played: — 40 vs. BYU (12/15/18)

MISCELLANEOUS

	20-21	BU RECORD
Double-Figure Points:	5	5-0
Double-Figure Rebounds:	2	2-0
Double-Doubles:	1	1-0
2+ Blocks:	4	4-0
Led team in Points:	—	—
Led team in Rebounds:	8	8-0
Led team in Blocks:	8	8-0
Led team in Bench Points:	6	6-0

TCHAMWA TCHATCHOUA NOTEBOOK

- Third-year sophomore big man with tremendous athleticism, extremely coachable; splits time with Flo Thamba at 5-spot
- Coaches refer to him as “Everyday Jon,” because they know he’s going to be the same energy-giving person every day
- Transferred to Baylor after playing one year at UNLV, sat out 2019-20 season and participated on BU practice squad
- Has scored 48% of his field goals on dunks (29 of 61) over first 22 games played at Baylor
- Blocked 15 shots in last 14 games (1.1 bpg) after recording 2 blocks over season’s first 8 games (0.3 bpg)
- 2nd career double-double with 13 points and career-high 11 boards vs. Central Arkansas (12/29/20)
- Matched career-high with 13 points (all in first half), including 3 alley-oop dunks in 24 minutes off bench at K-State (12/19/20)
- Scored career-high 13 points and added team-high 6 rebounds in 21 minutes off bench vs. SFA (12/9/20)
- Posted 9 points and 9 rebounds in 24 minutes off bench in win over No. 5 Illinois (12/2/20)
- Nearly posted double-double in second game with Bears, 12 points and 9 rebounds in 19 minutes off bench vs. Washington
- Played 31 games (11 starts) as freshman at UNLV, averaging 3.4 PPG, 3.5 RPG, 0.7 BPG in 13.3 MPG
- Recorded career-first double-double with 13 points and 12 rebounds in 16 minutes vs. Colorado State (1/2/19) while at UNLV
- Played 40 minutes in overtime win in first collegiate start vs. BYU (12/15/18) while at UNLV
- Born in Cameroon, moved to Australia and played at NBA Global Academy for final two high school seasons

2020-21 GAME-BY-GAME


OPPONENT	DATE	GS	MIN	FG	3FG	FT	OR-DR-TR	PF	A	T	B	S	PTS
vs. Louisiana-Lafayette	11/28		16	2-5	0-0	2-2	1-6-7	3	0	2	0	0	6
vs. Washington	11/29		19	5-9	0-0	2-2	4-5-9	2	1	1	1	0	12
vs. #5 Illinois	12/2		24	2-4	0-0	5-6	6-3-9	4	0	1	0	0	9
SFA	12/9		21	5-6	0-0	3-4	1-5-6	3	0	0	1	0	13
at Kansas State	12/19		24	6-10	0-0	1-2	3-1-4	2	1	0	0	2	13
Arkansas Pine-Bluff	12/21		18	5-8	0-0	0-0	4-4-8	4	1	0	0	0	10
Central Arkansas	12/29		21	6-6	0-0	1-2	1-10-11	0	0	1	0	0	13
Alcorn State	12/30		18	3-5	0-0	0-1	3-5-8	0	0	1	0	0	6
at Iowa State	1/2		26	2-2	0-0	3-3	2-8-10	1	0	3	2	0	7
Oklahoma	1/6		24	2-3	0-0	2-2	1-3-4	2	0	2	1	0	6
at TCU	1/9		20	2-6	0-0	0-0	2-1-3	3	1	1	1	1	4
at #15 Texas Tech	1/16		17	2-7	0-0	3-4	3-2-5	0	0	0	0	0	7
#9 Kansas	1/18		23	4-5	0-0	0-0	2-3-5	3	0	2	2	1	8
at Oklahoma State	1/23		17	2-4	0-0	0-0	1-3-4	1	0	2	4	0	4
Kansas State	1/27		14	3-4	0-0	1-2	2-1-3	4	1	1	0	0	7
Auburn	1/30		21	2-4	0-0	2-3	3-3-6	1	1	0	3	1	6
at #6 Texas	2/2		26	1-2	0-0	0-0	0-6-6	2	0	0	0	1	2
Iowa State	2/23			DNP									
at #17 Kansas	2/27		11	1-3	0-0	0-0	0-0-0	2	0	0	0	0	2
at #6 West Virginia	3/2		17	2-3	0-0	0-0	1-0-1	4	0	0	0	2	4
#17 Oklahoma State	3/4		24	1-2	0-0	0-0	0-2-2	1	0	2	1	2	2
#18 Texas Tech	3/7		17	2-4	0-0	0-0	1-2-3	2	1	1	0	2	4
vs. Kansas State	3/11		12	1-1	0-0	0-0	0-3-3	4	0	2	1	0	2

TCHAMWA TCHATCHOUA'S UNLV STATS

YEAR	GP-GS	MIN-AVG	FG-A	PCT	3FG-A	PCT	FT-A	PCT	OFF-DEF-TOT	AVG	PF-D	A	TO	B	S	TP	AVG
2018-19 (FR.)	31-11	412-13.3	38-80	.475	0-3	.000	30-44	.682	57-50-107	3.5	68-0	6	25	21	7	106	3.4

TCHAMWA TCHATCHOUA'S BAYLOR STATS

YEAR	GP-GS	MIN-AVG	FG-A	PCT	3FG-A	PCT	FT-A	PCT	OFF-DEF-TOT	AVG	PF-D	A	TO	B	S	TP	AVG
2020-21 (SO.)	22-0	428-19.5	61-103	.592	0-0	.000	25-33	.758	41-76-117	5.3	48-0	7	22	17	12	147	6.7
NCAA CAREER	53-11	838-15.8	99-183	.541	0-3	.000	55-77	.714	98-126-224	4.2	116-0	13	47	38	19	253	4.8



31 – MACIO TEAGUE

G • 6-4 • 195 • SR. • 1L
CINCINNATI, OHIO (UNC ASHEVILLE)

TEAGUE NOTEBOOK

- Fifth-year senior guard, earned All-Big 12 Second Team honors both seasons at BU; played 2 years at UNC Asheville
- Third-Team All-American (NCAA.com) and 1 of 5 finalists for 2021 Jerry West Shooting Guard of the Year Award
- Has earned All-Conference honors all 4 seasons (1st Team All-Big South 2017 & 2018, 2nd Team All-Big 12 2020 & 2021)
- Nation's only player with 1,500 career points (1,838), 500 rebounds (523), 250 assists (266), 125 steals (137) and 250 3FGs (273)
- Led Bears in scoring in 14 of last 35 games played and 18 times over 2 seasons (Bears are 17-1 when he leads team in scoring)
- School record 10 made 3FGs in 35-point outburst on senior night vs. Texas Tech (3/7/21) - t-2nd most ever by any B12 player
- Led BU in scoring for 2nd straight game with 24 points on 15 field goal attempts in Big 12 Champ. win vs. K-State (3/11/21)
- Scored game-high 23 points and added 10 rebounds for 5th career double-double (2nd at BU) in win at Kansas State (12/19/20)
- Led Bears with 21 points, 7 rebounds and 4 assists in 32 minutes of season-opener vs. Louisiana (11/28/20)
- Has 8 career games with 6+ made 3FGs, 14 games with 5+ made 3FGs and 44 games with 3+ made 3FGs
- Scored in double-figures in 43 of 51 games at Baylor and in 97 of 118 games during collegiate career
- Has 5 career double-doubles, including 23 points and 10 rebounds in this season's Big 12 opener at Kansas State (12/19/20)
- Career .408 3-point shooter, averaging 2.3 made 3s per games (273-of-669 over 118 games)
- Played in 90 consecutive games (89 starts) to start collegiate career before sitting out 2 games with broken wrist
- Led team in scoring in 6 straight games with 15+ points in each before suffering broken wrist at Texas (2/10/20)
- Had 4th career double-double with 18 points and 10 rebounds in Baylor debut vs. Central Arkansas (11/5/19)
- Earned Myrtle Beach Invitational All-Tournament honors after leading Bears with 18.7 points per game (17+ points all 3 games)
- Scored 1,078 points over 2 seasons at UNCA, 4th player in Big South history to reach 1k as soph.

SEASON HIGHS

Points: – 35 vs. Texas Tech (3/7/21)
FG: – 11 vs. Texas Tech (3/7/21)
FGA: – 20 at Kansas (2/27/21)
3FG: – 10 vs. Texas Tech (3/7/21)
3FGA: – 12 vs. Texas Tech (3/7/21)
FT: – 8 vs. Alcorn State (12/30/20)
FTA: – 8 vs. Alcorn State (12/30/20); at Iowa State (1/2/21)
Rebounds: – 10 at Kansas State (12/19/20)
Assists: – 5 vs. Kansas State (1/27/21); vs. Oklahoma State (3/4/21)
Turnovers: – 4 at West Virginia (3/2/21)
Blocks: – 2 at Oklahoma State (1/23/21)
Steals: – 3 at Iowa State (1/2/21); vs. Kansas (1/18/21)
Minutes Played: – 37 at K-State (12/19/20); at Texas Tech (1/16/21)

CAREER HIGHS

Points: – 36 at Campbell (2/1/18)*
FG: – 14 at Campbell (2/1/18)*
FGA: – 24 vs. USC (3/13/18)*
3FG: – 10 vs. Texas Tech (3/7/21)
3FGA: – 15 at Campbell (2/1/18)*
FT: – 12 at Charleston Southern (1/14/17)*
FTA: – 14 vs. High Point (1/27/18)*
Rebounds: – 11 at UNC Greensboro (12/19/17)*
Assists: – 8 vs. Wofford (1/26/17)*
Turnovers: – 8 at Rhode Island (1/10/17)*
Blocks: – 2 at Oklahoma State (1/23/21)
Steals: – 5 at Coastal Carolina (12/3/16)*
Minutes Played: – 49 vs. USC (3/13/18)*

* - while at UNC Asheville

MISCELLANEOUS

	20-21	BU CAREER	BU RECORD
Double-Figure Points:	21	43	41-2
Double-Figure Rebounds:	1	2	2-0
Double-Doubles:	1	2	2-0
20+ Points:	5	8	8-0
30+ Points:	1	1	1-0
5+ Assists:	2	5	4-1
Led team in Points:	8	18	17-1
Led team in Rebounds:	3	7	6-1
Led team in Assists:	1	4	3-1
Led team in Blocks:	2	3	3-0

2020-21 GAME-BY-GAME

OPPONENT	DATE	GS	MIN	FG	3FG	FT	OR-DR-TR	PF	A	T	B	S	PTS
vs. Louisiana-Lafayette	11/28	*	32	9-18	3-7	0-0	2-5-7	0	4	2	0	0	21
vs. Washington	11/29	*	29	6-12	2-6	1-2	3-3-6	0	1	2	0	0	15
vs. #5 Illinois	12/2	*	32	4-10	0-2	3-4	1-1-2	0	0	0	0	0	11
SFA	12/9	*	25	2-6	0-3	5-5	1-1-2	1	1	2	0	0	9
at Kansas State	12/19	*	37	8-14	5-9	2-3	4-6-10	0	2	1	0	1	23
Arkansas Pine-Bluff	12/21	*	28	3-6	2-3	5-5	3-1-4	0	2	1	0	0	13
Central Arkansas	12/29	*	26	9-13	2-5	0-0	0-3-3	0	1	1	0	2	20
Alcorn State	12/30	*	20	4-9	2-7	8-8	2-0-2	0	3	0	0	1	18
at Iowa State	1/2	*	36	3-11	1-3	6-8	1-3-4	0	0	1	1	3	13
Oklahoma	1/6	*	34	6-11	4-6	1-2	0-4-4	3	0	1	1	0	17
at TCU	1/9	*	31	5-14	2-6	0-0	2-0-2	0	2	1	0	1	12
at #15 Texas Tech	1/16	*	37	6-11	0-2	2-2	1-3-4	0	1	2	1	1	14
#9 Kansas	1/18	*	32	5-12	0-4	3-3	0-1-1	1	1	2	0	3	13
at Oklahoma State	1/23	*	33	4-10	0-2	0-0	2-1-3	3	1	0	2	1	8
Kansas State	1/27	*	23	6-11	4-6	2-2	0-6-6	2	5	1	0	1	18
Auburn	1/30	*	31	6-13	1-5	2-3	1-3-4	0	0	2	0	1	15
at #6 Texas	2/2	*	30	4-7	0-1	2-2	1-2-3	2	2	3	0	0	10
Iowa State	2/23	*	29	5-13	0-4	4-4	0-5-5	0	3	2	0	1	14
at #17 Kansas	2/27	*	36	7-20	3-8	1-1	4-4-8	3	1	0	0	0	18
at #6 West Virginia	3/2	*	33	5-11	1-7	0-0	1-3-4	1	2	4	0	0	11
#17 Oklahoma State	3/4	*	35	7-12	2-3	3-5	2-2-4	0	5	1	0	2	19
#18 Texas Tech	3/7	*	36	11-16	10-12	3-4	1-2-3	0	1	0	0	1	35
vs. Kansas State	3/11	*	36	10-15	2-7	2-2	1-2-3	1	1	0	0	1	24

TEAGUE'S UNC ASHEVILLE STATS

YEAR	GP-GS	MIN-AVG	FG-A	PCT	3FG-A	PCT	FT-A	PCT	OFF-DEF-TOT	AVG	PF-D	A	TO	B	S	TP	AVG
2016-17 (FR.)	33-32	1124-34.1	169-361	.468	70-154	.455	101-114	.886	18-133-151	4.6	46-0	90	31	7	36	509	15.4
2017-18 (SO.)	34-34	1200-35.3	181-433	.418	97-228	.425	110-127	.866	17-132-149	4.4	57-0	85	70	4	54	569	16.7
CAREER	67-66	2324-34.7	350-794	.441	167-382	.437	211-241	.876	35-265-300	4.5	103-0	175	101	11	90	1078	16.1

TEAGUE'S BAYLOR STATS

YEAR	GP-GS	MIN-AVG	FG-A	PCT	3FG-A	PCT	FT-A	PCT	OFF-DEF-TOT	AVG	PF-D	A	TO	B	S	TP	AVG
2019-20 (JR.)	28-28	913-32.6	120-300	.400	60-169	.355	89-105	.848	29-100-129	4.6	36-0	52	35	5	27	389	13.9
2020-21 (SR.)	23-23	722-31.4	135-275	.491	46-118	.390	55-65	.846	33-61-94	4.1	17-0	39	29	5	20	371	16.1
BU CAREER	51-51	1638-32.1	255-575	.443	106-287	.369	144-170	.847	62-161-223	4.4	53-0	91	64	10	47	760	14.9
NCAA CAR.	118-117	3962-33.6	605-1369	.442	273-669	.408	355-411	.864	97-426-523	4.4	156-0	266	165	21	137	1838	15.6



0 — FLO THAMBA

F • 6-10 • 245 • JR. • 2L
KINSHASA, CONGO (MOUNTAIN MISSION SCHOOL)

SEASON HIGHS

Points: — 10 at Iowa State (1/2/21)
FG: — 4 at Kansas (2/27/21)
FGA: — 5 vs. Iowa State (2/23/21)
3FG: —
3FGA: —
FT: — 4 vs. Alcorn State (12/30/20); at Iowa State (1/2/21)
FTA: — 5 vs. Alcorn State (12/30/20); at Iowa State (1/2/21)
Rebounds: — 11 vs. Auburn (1/30/21)
Assists: — 1, four times
Turnovers: — 3 at Kansas State (12/19/20)
Blocks: — 3 vs. Kansas State (1/27/21)
Steals: — 1 vs. UAPB (12/21/20); at TCU (1/9/21)
Minutes Played: — 21 vs. Kansas State (1/27/21)

CAREER HIGHS

Points: — 11 vs. UT Martin (12/18/19)
FG: — 4 vs. UT Martin (12/18/19); at Kansas (2/27/21)
FGA: — 5 vs. Kansas (1/12/19); vs. Iowa State (2/23/21)
3FG: —
3FGA: —
FT: — 4 vs. Alcorn State (12/30/20); at Iowa State (1/2/21)
FTA: — 6 vs. UT Martin (12/18/19)
Rebounds: — 11 vs. Auburn (1/30/21)
Assists: — 3 vs. TCU (2/2/19)
Turnovers: — 3 at Kansas State (12/19/20)
Blocks: — 4 vs. UT Martin (12/18/19)
Steals: — 1, nine times
Minutes Played: — 21, four times

MISCELLANEOUS

	20-21	CAREER	BU RECORD
Double-Figure Points:	1	2	2-0
Double-Figure Rebounds:	1	1	1-0
Double-Doubles:	—	—	—
2+ Blocks:	1	9	8-1
Led team in Points:	—	—	—
Led team in Rebounds:	2	3	3-0
Led team in Blocks:	7	15	13-2
Led team in Bench Points:	—	3	2-1

THAMBA NOTEBOOK


- Junior with 7-foot-5 wingspan, originally from Kinshasa, Congo; splits time with Jonathan Tchamwa Tchatchoua at 5-spot
- Has started all 23 games this season after playing 19 of 30 games last season, all off bench (11 DNP)
- Already has more points & rebounds this season (81 pts, 91 rebs) than either of first 2 seasons (58/72 fresh, 43/42 soph)
- Grabbed career-high 11 rebounds in just 17 minutes of win vs. Auburn (1/30/21)
- Posted season-high 10 points in just 13 minutes of win at Iowa State (1/2/21)
- Recorded 7 rebounds (6 offensive) in 18 minutes of BU win at Kansas State (12/19/20)
- Saw 15 minutes of action in season finale last year at West Virginia, most in any Big 12 game last season
- Made pair of clutch free throws to give Bears 1-point lead with 4:55 left in comeback win at Oklahoma State (1/18/20)
- Recorded career-highs with 11 points (4-4 FGs), 8 rebounds, 4 blocks and 21 minutes vs. UT Martin (12/18/19)
- Came off bench in 33 of 34 games as freshman in 2018-19, including 15 games with double-digit minutes
- Born in Congo, lived in England, France and South Africa, emigrated to United States in 2014
- Averaged 14.0 points, 10.0 rebounds and 1.5 blocks as senior at Mountain Mission School in Grundy, Va.
- Late addition to 2018 signing class, ranked No. 243 overall and No. 34 center by 247Sports

2020-21 GAME-BY-GAME

OPPONENT	DATE	GS	MIN	FG	3FG	FT	OR-DR-TR	PF	A	T	B	S	PTS
vs. Louisiana-Lafayette	11/28	*	20	2-4	0-0	2-4	5-2-7	2	0	1	0	0	6
vs. Washington	11/29	*	15	0-1	0-0	0-2	1-1-2	2	0	0	1	0	0
vs. #5 Illinois	12/2	*	13	2-2	0-0	0-3	0-0-0	3	0	0	0	0	4
SFA	12/9	*	11	1-1	0-0	2-2	1-0-1	4	0	1	0	0	4
at Kansas State	12/19	*	18	1-1	0-0	1-2	6-1-7	2	1	3	0	0	3
Arkansas Pine-Bluff	12/21	*	16	2-3	0-0	0-0	2-6-8	1	1	1	1	1	4
Central Arkansas	12/29	*	14	1-1	0-0	0-0	0-6-6	0	0	0	1	0	2
Alcorn State	12/30	*	16	2-3	0-0	4-5	2-4-6	3	0	0	1	0	8
at Iowa State	1/2	*	13	3-3	0-0	4-5	1-3-4	3	0	0	0	0	10
Oklahoma	1/6	*	13	1-2	0-0	0-0	4-2-6	3	0	0	1	0	2
at TCU	1/9	*	16	1-1	0-0	0-2	1-6-7	3	0	0	1	1	2
at #15 Texas Tech	1/16	*	13	0-1	0-0	0-0	1-0-1	3	0	0	0	0	0
#9 Kansas	1/18	*	14	3-3	0-0	1-2	3-1-4	3	0	1	0	0	7
at Oklahoma State	1/23	*	9	0-0	0-0	2-2	0-1-1	4	0	1	0	0	2
Kansas State	1/27	*	21	1-2	0-0	2-2	3-3-6	1	0	0	3	0	4
Auburn	1/30	*	17	0-4	0-0	0-0	4-7-11	2	1	0	1	0	0
at #6 Texas	2/2	*	10	1-3	0-0	0-0	0-2-2	2	0	1	1	0	2
Iowa State	2/23	*	18	3-5	0-0	1-2	1-2-3	3	0	2	1	0	7
at #17 Kansas	2/27	*	20	4-4	0-0	1-1	2-2-4	3	0	0	1	0	9
at #6 West Virginia	3/2	*	12	1-1	0-0	1-2	0-2-2	3	0	1	0	0	3
#17 Oklahoma State	3/4	*	8	0-1	0-0	0-0	0-1-1	3	0	1	0	1	0
#18 Texas Tech	3/7	*	9	0-0	0-0	0-0	0-0-0	3	1	1	0	0	0
vs. Kansas State	3/11	*	20	1-2	0-0	0-0	0-2-2	3	0	2	1	0	2

THAMBA'S CAREER STATS

YEAR	GP-GS	MIN-AVG	FG-A	PCT	3FG-A	PCT	FT-A	PCT	OFF-DEF-TOT	AVG	PF-D	A	TO	B	S	TP	AVG
2018-19 (FR.)	33-0	331-10.0	21-39	.538	0-0	.000	16-30	.533	31-41-72	2.2	57-1	11	24	21	6	58	1.8
2019-20 (SO.)	19-0	172-9.1	13-27	.481	0-0	.000	17-30	.567	14-28-42	2.2	33-1	2	7	13	1	43	2.3
2020-21 (JR.)	23-23	336-14.6	30-48	.625	0-0	.000	21-37	.568	37-54-91	4.0	59-0	4	16	14	3	81	3.5
CAREER	75-23	839-11.2	64-114	.561	0-0	.000	54-97	.557	82-123-205	2.7	149-2	17	47	48	10	182	2.4



5 – JORDAN TURNER

G/F • 6-8 • 195 • RFR. • SQ
HOUSTON, TEXAS (SUNRISE CHRISTIAN)

SEASON/CAREER HIGHS

Points: — 10 vs. Alcorn State (12/30/20)
 FG: — 3 vs. Alcorn State (12/30/20)
 FGA: — 5 vs. UAPB (12/21/20)
 3FG: — 3 vs. Alcorn State (12/30/20)
 3FGA: — 3 vs. UAPB (12/21/20); vs. Alcorn State (12/30/20)
 FT: — 4 vs. UAPB (12/21/20)
 FTA: — 4 vs. UAPB (12/21/20)
 Rebounds: — 4 vs. UAPB (12/21/20)
 Assists: — 2 vs. UAPB (12/21/20)
 Steals: —
 Blocks: —
 Turnovers: — 1 vs. SFA (12/9/20); vs. Kansas State (1/27/21)
 Minutes Played: — 14 vs. UAPB (12/21/20)

MISCELLANEOUS

	20-21	BU RECORD
Double-Figure Points:	1	1-0
Double-Figure Rebounds:	—	—
Double-Doubles:	—	—
2+ Blocks:	—	—
Led team in Points:	—	—
Led team in Rebounds:	—	—
Led team in Blocks:	—	—
Led team in Assists:	—	—

TURNER NOTEBOOK

- Redshirt freshman wing from Houston, attended Sunrise Christian in Bel Aire, Kan. for final 2 prep seasons
- Elected to take voluntary redshirt and participate on practice squad during 2019-20 season
- Combined for 20 points and 13 rebounds in 39 minutes over last 5 games played (5-of-8 from 3-point range)
- Posted career-high 10 points (3-3 3FGs), added 3 rebounds in 8 minutes off bench vs. Alcorn State (12/30/20)
- Scored career-first points with 7 points and 4 rebounds in season-high 14 minutes off bench vs. UAPB (12/21/20)
- Played first two collegiate games in Bears' trip to Las Vegas, seeing 2 minutes of late-game action in both games
- Ranked No. 11 recruit in Texas and No. 24 SF nationally in 2019 signing class by ESPN
- Played first two prep seasons at Global Learning Village in Houston
- Twin brother, Jalyn, is sophomore on Central Oklahoma basketball squad

2020-21 GAME-BY-GAME

OPPONENT	DATE	GS	MIN	FG	3FG	FT	OR-DR-TR	PF	A	T	B	S	PTS
vs. Louisiana-Lafayette	11/28		2	0-0	0-0	0-0	0-0-0	0	0	0	0	0	0
vs. Washington	11/29		2	0-0	0-0	0-0	0-0-0	0	0	0	0	0	0
vs. #5 Illinois	12/2			DNP									
SFA	12/9	4	0-1	0-0	0-0	0-0-0	1	0	1	0	0	0	0
at Kansas State	12/19			DNP									
Arkansas Pine-Bluff	12/21	14	1-5	1-3	4-4	1-3-4	2	2	0	0	0	0	7
Central Arkansas	12/29	7	1-3	1-2	0-0	1-2-3	1	0	0	0	0	0	3
Alcorn State	12/30	8	3-4	3-3	1-2	1-2-3	5	1	0	0	0	0	10
at Iowa State	1/2			DNP									
Oklahoma	1/6			DNP									
at TCU	1/9			DNP									
at #15 Texas Tech	1/16			DNP									
#9 Kansas	1/18			DNP									
at Oklahoma State	1/23			DNP									
Kansas State	1/27	8	0-3	0-0	0-0	1-2-3	2	0	1	0	0	0	0
Auburn	1/30			DNP									
at #6 Texas	2/2			DNP									
Iowa State	2/23			DNP									
at #17 Kansas	2/27			DNP									
at #6 West Virginia	3/2			DNP									
#17 Oklahoma State	3/4			DNP									
#18 Texas Tech	3/7	2	0-1	0-0	0-0	0-0-0	0	0	0	0	0	0	0
vs. Kansas State	3/11			DNP									

TURNER'S CAREER STATS

YEAR	GP-GS	MIN-AVG	FG-A	PCT	3FG-A	PCT	FT-A	PCT	OFF-DEF-TOT	AVG	PF-D	A	TO	B	S	TP	AVG
2020-21 (RFR.)	8-0	47-5.9	5-17	.294	5-8	.625	5-6	.833	4-9-13	1.6	11-1	3	2	0	0	20	2.5
CAREER	8-0	47-5.9	5-17	.294	5-8	.625	5-6	.833	4-9-13	1.6	11-1	3	2	0	0	20	2.5



11 – MARK VITAL

G/F • 6-5 • 250 • SR. • 3L

LAKE CHARLES, LA. (ADVANCED PREP INT'L (TEXAS))

SEASON HIGHS

Points: – 19 at Oklahoma State (1/23/21)
FG: – 8 at Oklahoma State (1/23/21)
FGA: – 9 at Oklahoma State (1/23/21)
3FG: –
3FGA: – 2 vs. Central Arkansas (12/29/20)
FT: – 5 at TCU (1/9/21)
FTA: – 8 at Kansas (2/27/21)
Rebounds: – 15, three times
Assists: – 6 vs. Kansas State (3/11/21)
Turnovers: – 4 vs. Washington (11/29/20); vs. SFA (12/9/20)
Blocks: – 3 vs. Washington (11/29/20); vs. Iowa State (2/23/21)
Steals: – 3, four times
Minutes Played: – 34 at West Virginia (3/2/21)

CAREER HIGHS

Points: – 19 at Oklahoma State (1/23/21)
FG: – 8 at Oklahoma State (1/23/21)
FGA: – 13 vs. Kansas (1/12/19)
3FG: – 1, seven times
3FGA: – 4 vs. Jackson State (12/30/19)
FT: – 7 vs. Texas (2/27/19)
FTA: – 10 vs. Prairie View A&M (11/12/18); vs. Nicholls (11/16/18)
Rebounds: – 17 at Arizona (12/15/18)
Assists: – 8 vs. Oklahoma State (1/15/18)
Turnovers: – 7 vs. Kansas (2/10/18)
Blocks: – 3, seven times
Steals: – 5 vs. SFA (12/18/18)
Minutes Played: – 41 vs. Texas (2/27/19)

MISCELLANEOUS

	20-21	CAREER	BU RECORD
Double-Figure Points:	2	27	17-10
Double-Figure Rebounds:	5	17	14-3
Double-Doubles:	1	3	3-0
15+ Rebounds:	3	4	4-0
5+ Assists:	1	9	8-1
2+ Blocks	7	26	21-5
Led team in Points:	–	3	0-3
Led team in Rebounds:	9	42	31-11
Led team in Assists:	2	21	13-8
Led team in Blocks:	9	29	22-7
Led team in Bench Points:	–	8	7-1

VITAL NOTEBOOK

- Bruising senior guard/forward from Lake Charles, La., sat out 2016-17 season before debuting in 2017-18
- Three-time All-Big 12 honoree (3rd Team in 2020, HM in 2019 & 2021) and three-time Big 12 All-Defensive Team selection
- Named 1 of 10 Naismith Defensive POY Semifinalists for 2nd straight season (advanced as 1 of 4 finalists last season)
- Tabbed as 2021 Big 12 Defensive Player of the Year by The Athletic
- Holds BU record with 45 career Big 12 victories (45-22), passing A.J. Walton (39-29); 10th all-time at BU with 140 steals
- Recorded 10 rebounds and season-high 6 assists in Big 12 Championship quarterfinals win vs. K-State (3/11/21)
- Had memorable senior night with first double-double of season (10 pts/15 rebs) in win over No. 21 Texas Tech (3/7/21)
- Posted season-highs of 15 rebounds, 3 blocks and 32 minutes vs. Iowa State (2/23/21) in first game back from 21-day break
- Scored career-high 19 points (8-9 FGs) in comeback from 9 points down to win at Oklahoma State (1/23/21)
- Grabbed 10 rebounds and had highlight-reel chasedown block in win over No. 9 Kansas (1/18/21)
- Posted 15 rebounds, 8 points, 4 assists and 3 blocks in 27 minutes vs. Washington (11/29/20)
- Twice has posted as many rebounds as all opposing players combined – 11/29/20 vs. Washington (15-15), 12/15/18 at Arizona (17-14)
- Has scored in double-figures 27 times during BU career, has 17 games with double-digit rebounds and 3 double-doubles
- Has started 87 of team's last 97 games, across small forward, power forward and small-ball center
- Appeared in team-high 87 consecutive games before missing game vs. Texas Tech (3/2/20) due to knee injury late last season
- Tied career-high with 3 blocks, including potential go-ahead layup with 1.5 seconds left in win over No. 18 Butler (12/10/19)
- Had then-career-high 17 points with 8 rebounds in 29 minutes of 2019 NCAA Tournament 2nd Round vs. Gonzaga
- Went perfect 7-for-7 at foul line and posted 13 points, 8 rebounds and 3 assists in 84-83 OT win vs. Texas (2/27/17)
- Posted 2nd career double-double with career-high 15 points, 14 rebounds, 2 assists and 2 blocks in win vs. West Virginia (2/23/19)
- Had career-high 17 rebounds (9 offensive) in win at Arizona (12/15/18), out-rebounding all 9 Arizona players combined (14 rebounds)
- Played in all but one game vs. NCAA teams during BU career (missed vs. Randall in 2017-18 and vs. TTU in 2018-19)
- Committed to Baylor in September 2013, more than two years before signing day

2020-21 GAME-BY-GAME

OPPONENT	DATE	GS	MIN	FG	3FG	FT	OR-DR-TR	PF	A	T	B	S	PTS
vs. Louisiana-Lafayette	11/28	*	15	2-2	0-0	1-3	1-1-2	3	2	1	0	3	5
vs. Washington	11/29	*	27	4-8	0-0	0-0	7-8-15	2	4	4	3	0	8
vs. #5 Illinois	12/2	*	27	2-7	0-0	2-2	4-3-7	1	1	0	1	1	6
SFA	12/9	*	22	2-6	0-1	0-0	1-5-6	4	0	4	0	3	4
at Kansas State	12/19	*	19	3-4	0-0	1-2	2-0-2	2	0	1	0	2	7
Arkansas Pine-Bluff	12/21	*	11	2-5	0-0	0-0	1-4-5	0	1	0	2	1	4
Central Arkansas	12/29	*	20	1-7	0-2	0-0	0-1-1	3	2	0	1	0	2
Alcorn State	12/30	*	17	2-5	0-1	1-2	1-0-1	2	2	0	0	2	5
at Iowa State	1/2	*	22	3-5	0-0	0-3	1-4-5	4	2	1	2	0	6
Oklahoma	1/6	*	16	0-3	0-0	1-2	2-6-8	0	3	1	1	0	1
at TCU	1/9	*	25	2-4	0-0	5-6	2-4-6	4	0	2	0	0	9
at #15 Texas Tech	1/16	*	30	1-1	0-0	2-2	2-3-5	4	0	2	1	3	4
#9 Kansas	1/18	*	29	2-5	0-0	0-0	1-9-10	4	1	0	1	0	4
at Oklahoma State	1/23	*	27	8-9	0-0	3-6	3-2-5	3	1	0	2	2	19
Kansas State	1/27	*	24	4-6	0-1	0-0	1-4-5	1	1	1	1	3	8
Auburn	1/30	*	21	0-3	0-0	2-4	1-1-2	3	1	1	2	1	2
at #6 Texas	2/2	*	24	3-7	0-0	0-0	3-3-6	3	1	1	0	0	6
Iowa State	2/23	*	32	1-2	0-0	1-3	8-7-15	2	0	2	3	2	3
at #17 Kansas	2/27	*	27	3-6	0-0	2-8	5-1-6	2	3	0	0	2	8
at #6 West Virginia	3/2	*	34	3-4	0-0	1-4	5-3-8	3	2	0	2	2	7
#17 Oklahoma State	3/4	*	27	2-4	0-0	0-0	1-3-4	4	1	0	1	0	4
#18 Texas Tech	3/7	*	28	4-8	0-0	2-3	5-10-15	2	2	0	0	0	10
vs. Kansas State	3/11	*	28	0-3	0-0	2-2	7-3-10	3	6	3	0	2	2

VITAL'S CAREER STATS

YEAR	GP-GS	MIN-AVG	FG-A	PCT	3FG-A	PCT	FT-A	PCT	OFF-DEF-TOT	AVG	PF-D	A	TO	B	S	TP	AVG
2016-17 (FR.)																	
2017-18 (FR.)	33-18	786-23.8	87-181	.481	1-10	.100	47-93	.505	75-109-184	5.6	73-0	71	68	21	26	222	6.7
2018-19 (SO.)	34-34	943-27.7	89-192	.464	4-22	.182	64-121	.529	121-124-245	7.2	99-4	68	61	31	35	246	7.2
2019-20 (JR.)	29-23	755-26.0	73-159	.459	2-17	.118	28-67	.418	85-96-181	6.2	78-3	53	41	17	50	176	6.1
2020-21 (SR.)	23-23	553-24.0	54-114	.474	0-5	.000	26-52	.500	64-85-149	6.5	59-0	36	24	23	29	134	5.8
CAREER	119-98	3037-25.5	303-646	.469	7-54	.130	165-333	.495	345-414-759	6.4	309-7	228	194	92	140	778	6.5

2020-21 SEASON STATISTICS



2020-21 Baylor Men's Basketball
Combined Team Statistics
All games

Page 1/1
as of Mar 11, 2021

Game Records

Record	Overall	Home	Away	Neutral
ALL GAMES	22-1	11-0	7-1	4-0
CONFERENCE	13-1	6-0	7-1	0-0
NON-CONFERENCE	9-0	5-0	0-0	4-0

Score by Periods

Team	1st	2nd	OT	TOT
Baylor	926	1012	13	1951
Opponents	672	831	8	1511

Team Box Score

No.	Player	Total			3-Point		F-Throw		Rebounds				Other				PTS	AVG				
		GP-GS	MIN	AVG	FG-FGA	FG%	3FG-FGA	3FG%	FT-FTA	FT%	OFF	DEF	TOT	AVG	PF	DQ			A	TO	BLK	STL
12	BUTLER, Jared	23-23	686:15	29.8	141-286	.493	62-140	.443	51-66	.773	10	65	75	3.3	54	3	113	69	10	49	395	17.2
31	TEAGUE, MaCio	23-23	722:02	31.4	135-275	.491	46-118	.390	55-65	.846	33	61	94	4.1	17	0	39	29	5	20	371	16.1
45	MITCHELL, Davion	23-23	751:14	32.7	118-228	.518	54-114	.474	36-51	.706	12	50	62	2.7	58	0	127	61	7	45	326	14.2
10	FLAGLER, Adam	21-0	478:01	22.8	66-143	.462	34-83	.410	21-26	.808	19	30	49	2.3	31	0	30	16	0	15	187	8.9
24	MAYER, Matthew	23-0	344:11	15.0	70-139	.504	23-53	.434	23-41	.561	23	62	85	3.7	34	0	22	28	7	25	186	8.1
23	TCHAMWA TCHATCHOUA, Jonathan	22-0	427:59	19.5	61-103	.592	0-0	.000	25-33	.758	41	76	117	5.3	48	0	7	22	17	12	147	6.7
11	VITAL, Mark	23-23	552:31	24.0	54-114	.474	0-5	.000	26-52	.500	64	85	149	6.5	59	0	36	24	23	29	134	5.8
4	CRYER, LJ	16-0	188:55	11.8	21-50	.420	16-39	.410	8-12	.667	2	7	9	0.6	7	0	15	9	0	10	66	4.1
0	THAMBA, Flo	23-23	336:06	14.6	30-48	.625	0-0	.000	21-37	.568	37	54	91	4.0	59	0	4	16	14	3	81	3.5
32	LOVEDAY, Zach	9-0	54:04	6.0	12-17	.706	1-2	.500	3-4	.750	4	10	14	1.6	8	0	1	1	3	1	28	3.1
5	TURNER, Jordan	8-0	46:56	5.9	5-17	.294	5-8	.625	5-6	.833	4	9	13	1.6	11	1	3	2	0	0	20	2.5
35	PATERSON, Mark	8-0	17:56	2.2	4-9	.444	1-1	1.000	1-2	.500	3	4	7	0.9	6	0	0	1	0	1	10	1.3
13	MOFFATT, Jackson	8-0	18:49	2.4	0-9	.000	0-2	.000	0-1	.000	2	3	5	0.6	0	0	1	2	0	0	0	0.0
Team											36	28	64							6		
Total		23	4625		717-1438	.499	242-565	.428	275-396	.694	290	544	834	36.3	392	4	398	286	86	210	1951	84.8
Opponents		23	4625		547-1270	.431	149-441	.338	268-395	.678	245	486	731	31.8	390	10	286	403	84	143	1511	65.7

Team Statistics

	BAYLOR	OPP
Scoring	1951	1511
Points per game	84.8	65.7
Scoring margin	+19.1	-
Field goals-att	717-1438	547-1270
Field goal pct	.499	.431
3 point fg-att	242-565	149-441
3-point FG pct	.428	.338
3-pt FG made per game	10.5	6.5
Free throws-att	275-396	268-395
Free throw pct	.694	.678
F-Throws made per game	12.0	11.7
Rebounds	834	731
Rebounds per game	36.3	31.8
Rebounding margin	+4.5	-
Assists	398	286
Assists per game	17.3	12.4
Turnovers	286	403
Turnovers per game	12.4	17.5
Turnover margin	+5.1	-
Assist/turnover ratio	1.4	0.7
Steals	210	143
Steals per game	9.1	6.2
Blocks	86	84
Blocks per game	3.7	3.7
Winning streak	4	-
Home win streak	11	-
Attendance	23500	19589
Home games-Avg/Game	11-2136	8-2449
Neutral site-Avg/Game	-	4-873

Team Results

Date	Opponent	Score	Att.
11/28/2020	vs Louisiana	W 112-82	0
11/29/2020	vs Washington	W 86-52	0
12/02/2020	vs Illinois	W 82-69	0
12/09/2020	SFA	W 83-52	2350
12/19/2020	at Kansas St.	W 100-69	848
12/21/2020	Ark.-Pine Bluff	W 99-42	2350
12/29/2020	Central Ark.	W 93-56	0
12/30/2020	Alcorn	W 105-76	2350
01/02/2021	at Iowa St.	W 76-65	1318
01/06/2021	Oklahoma	W 76-61	2350
01/09/2021	at TCU	W 67-49	1891
01/16/2021	at Texas Tech	W 68-60	4250
01/18/2021	Kansas	W 77-69	2350
01/23/2021	at Oklahoma St.	W 81-66	3350
01/27/2021	Kansas St.	W 107-59	2350
01/30/2021	Auburn	W 84-72	2350
02/02/2021	at Texas	W 83-69	2532
02/23/2021	Iowa St.	W 77-72	2350
02/27/2021	at Kansas	L 58-71	2600
03/02/2021	at West Virginia	Wot 94-89	2800
03/04/2021	Oklahoma St.	W 81-70	2350
03/07/2021	Texas Tech	W 88-73	2350
03/11/2021	vs Kansas St.	W 74-68	3491

2020-21 BIG 12 STATISTICS



**2020-21 Baylor Men's Basketball
Combined Team Statistics
In Conference games**

Game Records

Record	Overall	Home	Away	Neutral
ALL GAMES	13-1	6-0	7-1	0-0
CONFERENCE	13-1	6-0	7-1	0-0
NON-CONFERENCE	0-0	0-0	0-0	0-0

Score by Periods

Team	1st	2nd	OT	TOT
Baylor	528	592	13	1133
Opponents	418	516	8	942

Team Box Score

No.	Player	Total			3-Point			F-Throw		Rebounds				PF DQ A TO BLK STL PTS AVG								
		GP-GS	MIN	AVG	FG-FGA	FG%	3FG-FGA	3FG%	FT-FTA	FT%	OFF	DEF	TOT	AVG	PF	DQ	A	TO	BLK	STL	PTS	AVG
12	BUTLER, Jared	14-14	447:29	32.0	87-173	.503	43-96	.448	35-47	.745	6	42	48	3.4	40	3	70	45	5	32	252	18.0
31	TEAGUE, MaCio	14-14	463:08	33.1	82-173	.474	32-73	.438	29-36	.806	19	42	61	4.4	15	0	26	19	5	15	225	16.1
45	MITCHELL, Davion	14-14	487:21	34.8	80-160	.500	35-78	.449	20-30	.667	5	27	32	2.3	37	0	63	35	3	23	215	15.4
24	MAYER, Matthew	14-0	212:34	15.2	38-79	.481	10-29	.345	14-25	.560	12	41	53	3.8	24	0	12	20	1	15	100	7.1
10	FLAGLER, Adam	13-0	289:38	22.3	31-80	.388	16-46	.348	14-18	.778	9	17	26	2.0	19	0	14	10	0	9	92	7.1
11	VITAL, Mark	14-14	362:57	25.9	39-68	.574	0-1	.000	18-39	.462	41	59	100	7.1	38	0	17	11	14	16	96	6.9
23	TCHAMWA TCHATCHOUA, Jonathan	13-0	259:06	19.9	30-55	.545	0-0	.000	10-13	.769	18	32	50	3.8	27	0	4	14	11	11	70	5.4
0	THAMBA, Flo	14-14	193:40	13.8	19-27	.704	0-0	.000	13-21	.619	22	26	48	3.4	39	0	2	11	8	2	51	3.6
32	LOVEDAY, Zach	3-0	09:46	3.3	3-4	.750	1-1	1.000	1-2	.500	3	2	5	1.7	3	0	1	0	1	0	8	2.7
4	CRYER, LJ	9-0	76:16	8.5	7-17	.412	5-13	.385	0-0	.000	0	4	4	0.4	1	0	5	3	0	3	19	2.1
35	PATERSON, Mark	3-0	06:58	2.3	2-3	.667	0-0	.000	1-2	.500	2	2	4	1.3	2	0	0	0	0	0	5	1.7
5	TURNER, Jordan	2-0	10:08	5.1	0-4	.000	0-0	.000	0-0	.000	1	2	3	1.5	2	0	0	1	0	0	0	0.0
13	MOFFATT, Jackson	3-0	05:59	2.0	0-2	.000	0-1	.000	0-0	.000	1	1	2	0.7	0	0	0	2	0	0	0	0.0
Team											27	19	46					5				
Total		14	2825		418-845	.495	142-338	.420	155-233	.665	166	316	482	34.4	247	3	214	176	48	126	1133	80.9
Opponents		14	2825		342-766	.446	95-272	.349	163-238	.685	148	298	446	31.9	236	5	176	228	55	88	942	67.3

Team Statistics

	BAYLOR	OPP
Scoring	1133	942
Points per game	80.9	67.3
Scoring margin	+13.6	-
Field goals-att	418-845	342-766
Field goal pct	.495	.446
3 point fg-att	142-338	95-272
3-point FG pct	.420	.349
3-pt FG made per game	10.1	6.8
Free throws-att	155-233	163-238
Free throw pct	.665	.685
F-Throws made per game	11.1	11.6
Rebounds	482	446
Rebounds per game	34.4	31.9
Rebounding margin	+2.6	-
Assists	214	176
Assists per game	15.3	12.6
Turnovers	176	228
Turnovers per game	12.6	16.3
Turnover margin	+3.7	-
Assist/turnover ratio	1.2	0.8
Steals	126	88
Steals per game	9.0	6.3
Blocks	48	55
Blocks per game	3.4	3.9
Winning streak	3	-
Home win streak	6	-
Attendance	14100	19589
Home games-Avg/Game	6-2350	8-2449
Neutral site-Avg/Game	-	0-0

Team Results

Date	Opponent		Score	Att.
12/19/2020	at Kansas St.	W	100-69	848
01/02/2021	at Iowa St.	W	76-65	1318
01/06/2021	Oklahoma	W	76-61	2350
01/09/2021	at TCU	W	67-49	1891
01/16/2021	at Texas Tech	W	68-60	4250
01/18/2021	Kansas	W	77-69	2350
01/23/2021	at Oklahoma St.	W	81-66	3350
01/27/2021	Kansas St.	W	107-59	2350
02/02/2021	at Texas	W	83-69	2532
02/23/2021	Iowa St.	W	77-72	2350
02/27/2021	at Kansas	L	58-71	2600
03/02/2021	at West Virginia	Wot	94-89	2800
03/04/2021	Oklahoma St.	W	81-70	2350
03/07/2021	Texas Tech	W	88-73	2350

2020-21 TEAM GAME-BY-GAME



**2020-21 Baylor Men's Basketball
Team Game-by-Game
All games**

Opponent	Date	Score	W	Total		3-Pointers		Free throws		Rebounds				PF	A	TO	BLK	STL	PTS	AVG
				FG-FGA	PCT	3FG-FGA	PCT	FT-FTA	PCT	OFF	DEF	TOT	AVG							
vs Louisiana	11/28/2020	112-82	W	45-80	.563	15-27	.556	7-13	.538	15	26	41	41.0	15	25	10	1	12	112	112.0
vs Washington	11/29/2020	86-52	W	34-67	.507	13-29	.448	5-11	.455	21	29	50	45.5	14	21	16	6	3	86	99.0
vs Illinois	12/02/2020	82-69	W	30-66	.455	7-18	.389	15-24	.625	16	22	38	43.0	16	14	7	4	7	82	93.3
SFA	12/09/2020	83-52	W	25-51	.490	9-20	.450	24-27	.889	7	21	28	39.3	22	20	20	4	14	83	90.8
at Kansas St.	12/19/2020	100-69	W	37-64	.578	15-32	.469	11-18	.611	16	25	41	39.6	14	24	12	1	9	100	92.6
Ark.-Pine Bluff	12/21/2020	99-42	W	37-71	.521	11-23	.478	14-17	.824	13	29	42	40.0	14	25	5	4	9	99	93.7
Central Ark.	12/29/2020	93-56	W	37-74	.500	13-30	.433	6-8	.750	9	34	43	40.4	9	25	10	3	14	93	93.6
Alcorn	12/30/2020	105-76	W	34-63	.540	12-28	.429	25-31	.806	18	19	37	40.0	23	23	12	5	10	105	95.0
at Iowa St.	01/02/2021	76-65	W	26-55	.473	4-19	.211	20-29	.690	9	25	34	39.3	15	10	17	6	13	76	92.9
Oklahoma	01/06/2021	76-61	W	28-58	.483	10-24	.417	10-12	.833	12	29	41	39.5	17	13	13	5	5	76	91.2
at TCU	01/09/2021	67-49	W	25-55	.455	6-19	.316	11-19	.579	9	23	32	38.8	20	17	10	3	10	67	89.0
at Texas Tech	01/16/2021	68-60	W	23-55	.418	9-24	.375	13-22	.591	12	25	37	38.7	18	6	16	3	8	68	87.3
Kansas	01/18/2021	77-69	W	28-52	.538	9-19	.474	12-13	.923	10	19	29	37.9	17	14	18	3	10	77	86.5
at Oklahoma St.	01/23/2021	81-66	W	31-65	.477	10-24	.417	9-14	.643	13	21	34	37.6	19	19	10	9	10	81	86.1
Kansas St.	01/27/2021	107-59	W	41-71	.577	17-28	.607	8-11	.727	13	28	41	37.9	20	23	13	4	14	107	87.5
Auburn	01/30/2021	84-72	W	31-72	.431	11-30	.367	11-18	.611	17	26	43	38.2	15	17	9	7	7	84	87.3
at Texas	02/02/2021	83-69	W	34-58	.586	11-21	.524	4-4	1.000	5	21	26	37.5	18	13	12	1	10	83	87.0
Iowa St.	02/23/2021	77-72	W	27-62	.435	8-25	.320	15-21	.714	14	22	36	37.4	11	10	12	4	9	77	86.4
at Kansas	02/27/2021	58-71	L	23-66	.348	6-26	.231	6-16	.375	13	15	28	36.9	23	10	3	1	5	58	84.9
at West Virginia	03/02/2021	94-89	Wot	36-70	.514	13-31	.419	9-14	.643	14	17	31	36.6	22	16	14	3	8	94	85.4
Oklahoma St.	03/04/2021	81-70	W	30-59	.508	9-22	.409	12-18	.667	12	20	32	36.4	14	20	14	3	11	81	85.2
Texas Tech	03/07/2021	88-73	W	29-55	.527	15-24	.625	15-22	.682	14	26	40	36.5	19	19	12	2	4	88	85.3
vs Kansas St.	03/11/2021	74-68	W	26-49	.531	9-22	.409	13-14	.929	8	22	30	36.3	17	14	21	4	8	74	84.8
Total		1951		717-1438	.499	242-565	.428	275-396	.694	290	544	834	36.3	392	398	286	86	210	1951	84.8
Opponents		1511		547-1270	.431	149-441	.338	268-395	.678	245	486	731	31.8	390	286	403	84	143	1511	65.7

2020-21 OPPONENT GAME-BY-GAME



**2020-21 Baylor Men's Basketball
Opponents Game-by-Game
All games**

Opponent	Date	Score	W	Total		3-Pointers		Free throws		Rebounds				PF	A	TO	BLK	STL	PTS	AVG
				FG-FGA	PCT	3FG-FGA	PCT	FT-FTA	PCT	OFF	DEF	TOT	AVG							
vs Louisiana	11/28/2020	112-82	W	32-61	.525	6-19	.316	12-16	.750	6	23	29	29.0	15	12	19	3	5	82	82.0
vs Washington	11/29/2020	86-52	W	19-52	.365	5-24	.208	9-12	.750	5	14	19	24.0	14	12	14	6	8	52	67.0
vs Illinois	12/02/2020	82-69	W	26-59	.441	7-18	.389	10-16	.625	11	24	35	27.7	20	16	12	4	3	69	67.7
SFA	12/09/2020	83-52	W	18-44	.409	1-9	.111	15-27	.556	12	21	33	29.0	26	4	35	4	10	52	63.8
at Kansas St.	12/19/2020	100-69	W	28-59	.475	6-21	.286	7-15	.467	12	13	25	28.2	13	18	14	0	7	69	64.8
Ark.-Pine Bluff	12/21/2020	99-42	W	15-53	.283	3-11	.273	9-13	.692	12	23	35	29.3	17	8	23	3	1	42	61.0
Central Ark.	12/29/2020	93-56	W	21-60	.350	12-26	.462	2-5	.400	7	28	35	30.1	11	16	24	4	5	56	60.3
Alcorn	12/30/2020	105-76	W	24-53	.453	6-17	.353	22-33	.667	14	14	28	29.9	21	10	18	1	9	76	62.3
at Iowa St.	01/02/2021	76-65	W	26-54	.481	6-15	.400	7-11	.636	6	24	30	29.9	26	9	21	3	11	65	62.6
Oklahoma	01/06/2021	76-61	W	22-61	.361	4-24	.167	13-14	.929	11	19	30	29.9	15	14	10	4	8	61	62.4
at TCU	01/09/2021	67-49	W	15-45	.333	6-19	.316	13-18	.722	11	27	38	30.6	16	10	22	3	8	49	61.2
at Texas Tech	01/16/2021	68-60	W	22-62	.355	6-24	.250	10-14	.714	18	24	42	31.6	20	5	20	9	8	60	61.1
Kansas	01/18/2021	77-69	W	25-52	.481	10-19	.526	9-12	.750	9	14	23	30.9	16	18	15	3	5	69	61.7
at Oklahoma St.	01/23/2021	81-66	W	23-54	.426	4-10	.400	16-25	.640	15	22	37	31.4	13	12	16	6	6	66	62.0
Kansas St.	01/27/2021	107-59	W	18-52	.346	5-21	.238	18-24	.750	5	18	23	30.8	16	10	21	0	8	59	61.8
Auburn	01/30/2021	84-72	W	28-68	.412	6-25	.240	10-15	.667	17	26	43	31.6	15	17	13	4	3	72	62.4
at Texas	02/02/2021	83-69	W	28-51	.549	10-22	.455	3-14	.214	8	19	27	31.3	9	13	17	5	6	69	62.8
Iowa St.	02/23/2021	77-72	W	29-60	.483	10-21	.476	4-5	.800	9	26	35	31.5	22	15	17	4	6	72	63.3
at Kansas	02/27/2021	58-71	L	25-49	.510	3-16	.188	18-26	.692	14	34	48	32.4	15	11	14	7	1	71	63.7
at West Virginia	03/02/2021	94-89	Wot	26-56	.464	9-23	.391	28-32	.875	13	23	36	32.6	17	14	16	5	6	89	65.0
Oklahoma St.	03/04/2021	81-70	W	28-52	.538	7-19	.368	7-11	.636	7	18	25	32.2	17	14	18	1	3	70	65.2
Texas Tech	03/07/2021	88-73	W	27-59	.458	9-18	.500	10-17	.588	10	17	27	32.0	21	13	7	5	5	73	65.6
vs Kansas St.	03/11/2021	74-68	W	22-54	.407	8-20	.400	16-20	.800	13	15	28	31.8	15	15	17	0	11	68	65.7
Total		1511		547-1270	.431	149-441	.338	268-395	.678	245	486	731	31.8	390	286	403	84	143	1511	65.7
Baylor		1951		717-1438	.499	242-565	.428	275-396	.694	290	544	834	36.3	392	398	286	86	210	1951	84.8

THIS SEASON VS. OKLAHOMA STATE IN STILLWATER



Official Basketball Box Score - Final
Baylor at Oklahoma State
 01/23/21 Gallagher-Iba Arena, Stillwater
 2020-21 Cowboy Basketball

Game Time: 1:00 PM
 Game Duration: 1:58
 Attendance: 3,350

Officials: Gary Maxwell, Kipp Kissinger, Chance Moore

Baylor - 81 Record: 14-0 (7-0)

NO.	Name	Min	FG		3P		FT		Rebounds			Fouls		TP	AS	TO	ST	Blocks		+/-
			M-A	M-A	M-A	M-A	OR	DR	TOT	PF	FD	BS	BA							
0	Flo Thamba	F 08:44	0-0	0-0	2-2	0	1	1	4	1	2	0	1	0	1	0	0	0	0	4
11	Mark Vital	F 27:27	8-9	0-0	3-6	3	2	5	3	5	19	1	0	2	2	1	17			
12	Jared Butler	G 34:58	8-13	6-7	0-0	0	1	1	2	1	22	6	2	1	0	1	18			
31	MaCio Teague	G 32:36	4-10	0-2	0-0	2	1	3	3	1	8	1	0	1	2	1	19			
45	Davion Mitchell	G 36:34	3-9	1-5	1-2	1	2	3	1	3	8	9	1	1	1	3	12			
23	Jonathan Tchamwa Tchatchoua	17:31	2-4	0-0	0-0	1	3	4	1	0	4	0	2	0	4	0	-6			
10	Adam Flagler	24:55	3-8	2-3	2-2	0	3	3	3	1	10	2	0	3	0	0	15			
24	Matthew Mayer	10:45	2-8	0-3	1-2	2	5	7	2	1	5	0	3	2	0	0	-3			
4	LJ Cryer	06:30	1-4	1-4	0-0	0	0	0	0	0	3	0	0	0	0	0	-1			
Team									4	3	7			0		1				
Totals			31-65	10-24	9-14	13	21	34	19	13	81	19	10	10	10	9	6	15		

Shooting By Period		
1 st	FG%	13-31 41.9%
	3PT%	4-11 36.4%
	FT%	2-4 50%
2 nd	FG%	18-34 52.9%
	3PT%	6-13 46.2%
	FT%	7-10 70%
GM	FG%	31-65 47.7%
	3PT%	10-24 41.7%
	FT%	9-14 64.3%

Dead Ball Rebounds: 3, 0

Technical Fouls::NONE

Oklahoma State - 66 Record: 9-4 (3-4)

NO.	Name	Min	FG		3P		FT		Rebounds			Fouls		TP	AS	TO	ST	Blocks		+/-
			M-A	M-A	M-A	M-A	OR	DR	TOT	PF	FD	BS	BA							
12	Matthew-Alexander Moncrieffe	F 32:47	5-9	0-0	3-3	5	5	10	3	3	13	1	4	2	1	1	-3			
22	Kalib Boone	F 27:51	10-15	0-0	1-2	3	4	7	3	3	21	1	0	1	1	2	-11			
0	Avery Anderson, III	G 36:21	3-9	0-2	2-2	1	4	5	4	1	8	0	5	1	1	3	-7			
13	Isaac Likekele	G 33:57	1-8	0-0	7-12	2	4	6	0	9	9	7	2	0	0	2	-16			
14	Bryce Williams	G 36:00	3-11	3-7	2-2	0	1	1	1	1	11	3	4	2	3	1	-15			
25	Bernard Kouma	11:15	0-0	0-0	1-2	0	1	1	2	1	1	0	0	0	0	0	-6			
20	Keylan Boone	14:33	1-2	1-1	0-2	1	2	3	0	1	3	0	1	0	0	0	-8			
55	Dee Mitchell	07:16	0-0	0-0	0-0	0	1	1	0	0	0	0	0	0	0	0	-9			
Team									3	0	3			0						
Totals			23-54	4-10	16-25	15	22	37	13	19	66	12	16	6	6	9	-15			

Shooting By Period		
1 st	FG%	13-28 46.4%
	3PT%	2-5 40.0%
	FT%	8-12 66.7%
2 nd	FG%	10-26 38.5%
	3PT%	2-5 40.0%
	FT%	8-13 61.5%
GM	FG%	23-54 42.6%
	3PT%	4-10 40.0%
	FT%	16-25 64.0%

Dead Ball Rebounds: 4, 1

Technical Fouls::NONE

	BAY	OSU
Biggest lead	18 (2 nd 4:04)	9 (1 st 2:22)
Best Scoring Run	15(2 nd 6:49)	8(1 st 2:22)
Lead Changes	8	
Times Tied	7	
Time with Lead	16:11	20:26

Points from	BAY	OSU
Turnovers	19	5
Paint	32	38
Second Chance	20	16
Fast Breaks	14	8
Bench	22	4

	Period by Period Scoring		
	1st	2nd	TOT
BAY	32	49	81
OSU	36	30	66

THIS SEASON VS. OKLAHOMA STATE IN WACO



Official Basketball Box Score - Final
Oklahoma St. at Baylor
 03/04/21 Ferrell Center, Waco
 2020-21 Men's Basketball

Game Time: 6:00 PM
 Game Duration: 2:06
 Attendance: 2,350

Officials: Gerry Pollard, Terry Oglesby, Darron George

Oklahoma St. - 70

Record: 17-7 (10-7)

NO. Name	Min	FG			Rebounds			Fouls		TP	AS	TO	ST	Blocks		+/-
		M-A	M-A	M-A	OR	DR	TOT	PF	FD					BS	BA	
22 Kalib Boone	F 23:34	4-6	0-0	2-4	1	3	4	3	3	10	2	4	0	0	1	-4
0 Avery Anderson, III	G 25:07	3-6	1-3	2-2	0	1	1	4	1	9	2	2	2	0	1	-5
2 Cade Cunningham	G 39:18	10-19	4-8	0-0	0	7	7	2	3	24	4	5	0	1	0	-8
5 Rondel Walker	G 17:45	0-3	0-2	1-2	1	0	1	2	1	1	1	2	0	0	0	-7
14 Bryce Williams	G 37:39	2-6	1-2	1-1	1	1	2	0	3	6	4	3	0	0	1	-15
12 Matthew-Alexander Moncrieffe	15:53	3-3	0-0	0-0	0	0	0	3	0	6	0	2	0	0	0	-5
20 Keylan Boone	22:50	3-4	0-1	0-0	2	4	6	2	1	6	1	0	1	0	0	-8
25 Bernard Kouma	06:13	2-2	0-0	0-0	2	0	2	0	1	4	0	0	0	0	0	-3
31 Ferron Flavors Jr.	11:41	1-3	1-3	1-2	0	0	0	1	1	4	0	0	0	0	0	0
Team					0	2	2			0		0				
Totals		28-52	7-19	7-11	7	18	25	17	14	70	14	18	3	1	3	-11

Shooting By Period		
1 st FG%	12-26	46.2%
3PT%	2-7	28.6%
FT%	5-8	62.5%
2 nd FG%	16-26	61.5%
3PT%	5-12	41.7%
FT%	2-3	66.7%
GM FG%	28-52	53.8%
3PT%	7-19	36.8%
FT%	7-11	63.6%

Dead Ball Rebounds: 1, 0

Technical Fouls: NONE

Baylor - 81

Record: 20-1 (12-1)

NO. Name	Min	FG			Rebounds			Fouls		TP	AS	TO	ST	Blocks		+/-
		M-A	M-A	M-A	OR	DR	TOT	PF	FD					BS	BA	
0 Flo Thamba	F 08:20	0-1	0-0	0-0	0	1	1	3	0	0	0	1	1	0	0	0
11 Mark Vital	F 26:32	2-4	0-0	0-0	1	3	4	4	0	4	1	0	0	1	1	13
12 Jared Butler	G 32:02	8-14	4-7	2-2	1	2	3	2	5	22	5	5	3	0	0	7
31 MaCio Teague	G 34:52	7-12	2-3	3-5	2	2	4	0	3	19	5	1	2	0	0	8
45 Davion Mitchell	G 38:20	4-10	2-8	2-2	1	1	2	1	1	12	7	3	2	1	0	11
23 Jonathan Tchamwa Tchatchoua	23:09	1-2	0-0	0-0	0	2	2	1	1	2	0	2	2	1	0	0
10 Adam Flagler	15:25	1-3	0-0	1-2	3	3	6	3	1	3	1	0	1	0	0	11
24 Matthew Mayer	21:20	7-13	1-4	4-7	2	5	7	0	6	19	1	1	0	0	0	5
Team					2	1	3			0		1				
Totals		30-59	9-22	12-18	12	20	32	14	17	81	20	14	11	3	1	11

Shooting By Period		
1 st FG%	18-38	47.4%
3PT%	5-14	35.7%
FT%	1-2	50%
2 nd FG%	12-21	57.1%
3PT%	4-8	50.0%
FT%	11-16	68.8%
GM FG%	30-59	50.8%
3PT%	9-22	40.9%
FT%	12-18	66.7%

Dead Ball Rebounds: 5, 0

Technical Fouls: NONE

	OSU	BAY
Biggest lead	1 (1 st 17:29)	14 (1 st 0:53)
Best Scoring Run	8 (2 nd 17:24)	9 (1 st 8:24)
Lead Changes	6	
Times Tied	0	
Time with Lead	00:58	38:42

Points from	OSU	BAY
Turnovers	18	26
Paint	40	34
Second Chance	11	8
Fast Breaks	2	12
Bench	20	24

	Period by Period Scoring		
	1st	2nd	TOT
OSU	31	39	70
BAY	42	39	81

BAYLOR INDIVIDUAL

GAME

Minutes: 43, twice – Curtis Jerrells vs. Colorado, 3/13/08;
 DeMarcus Minor vs. Colorado, 3/8/01
Points: 31, three times – Curtis Jerrells vs. Missouri, 3/8/07;
 Perry Jones III vs. Kansas State, 3/8/12;
 Pierre Jackson vs. Oklahoma State, 3/14/13
Field Goals Made: 12, twice – Curtis Jerrells vs. Missouri, 3/8/07;
 Kish Lewis vs. Oklahoma State, 3/4/99
Field Goals Attempted: 24 – DeMarcus Minor vs. Iowa State, 3/9/01
Field Goal Percentage (min. 9 attempts):
 70.6 – Curtis Jerrells vs. Missouri, 3/8/07 [12-of-17]
3-Point Field Goals Made: 6, three times – Brady Heslip vs. Texas, 3/14/14;
 LaceDarius Dunn vs. Kansas, 3/14/09; Kenny Taylor vs. Texas Tech, 3/13/03
3-Point Field Goals Attempted: 11, twice – Brady Heslip vs. Texas, 3/14/14;
 Pierre Jackson vs. Oklahoma State, 3/14/13
3-Point Percentage (min. 6 attempts): 66.6, three times –
 Tevis Stukes vs. Nebraska, 3/9/00 [4-of-6]; Brady Heslip vs. Kansas, 3/9/12 [4-of-6];
 Brady Heslip vs. Iowa State, 3/15/14 [4-of-6]
Free Throws Made: 13, twice – DeMarcus Minor vs. Colorado, 3/8/01;
 Pierre Jackson vs. Oklahoma State, 3/14/13
Free Throws Attempted: 15 – DeMarcus Minor vs. Colorado, 3/8/01
Free Throw Percentage (min. 10 attempts):
 92.9 – Pierre Jackson vs. Oklahoma State, 3/14/13 [13-of-14]
Rebounds: 20 – Kevin Rogers vs. Nebraska, 3/11/09
Offensive Rebounds: 8 – Cory Jefferson vs. TCU, 3/12/14
Defensive Rebounds: 18 – Kevin Rogers vs. Nebraska, 3/11/09
Assists: 11 – Jake Lindsey vs. Kansas State, 3/9/17
Blocked Shots: 8 – John Flippen vs. Nebraska, 3/9/00
Steals: 6 – Wendell Greenleaf vs. Colorado, 3/8/01
Turnovers: 7, three times – Roscoe Biggers vs. Iowa State, 3/10/05;
 Nuni Omot vs. WVU, 3/8/18; Jared Butler vs. Kansas State, 3/11/21

CAREER

Games Played: 9, four times – Tweety Carter, 2007-10; Anthony Jones, 2009-12;
 Rico Gathers, 2013-16; Taurean Prince, 2013-16
Games Started: 9 – Tweety Carter, 2007-10
Minutes: 295 – Tweety Carter, 2007-10
Minutes Per Game (min. 2 games):
 38.0 – DeMarcus Minor, 2000-01 [190 minutes in five games]
Points: 148 – Curtis Jerrells, 2006-09
Field Goals Made: 52 – Curtis Jerrells, 2006-09
Field Goals Attempted: 116 – LaceDarius Dunn, 2008-11
Field Goal Percentage (min. 5 made/game): 60.0 – R.T. Guinn, 2002-03 [12-of-20]
3-Point Field Goals Made: 24 – Brady Heslip, 2012-14
3-Point Field Goals Attempted: 58 – LaceDarius Dunn, 2008-11
3-Point Percentage (min. 2 made/game): 54.5, twice –
 Logan Kosmalski, 2000-01 [6-of-11]; Kenny Taylor, 2003 [6-of-11]
Free Throws Made: 31, twice – DeMarcus Minor, 2000-01; LaceDarius Dunn, 2008-11
Free Throws Attempted: 38 – DeMarcus Minor, 2000-01
Free Throw Percentage (min. 2.5 made/game): 84.0 – Pierre Jackson, 2012-13 [21-of-25]
Rebounds: 66, twice – Kevin Rogers, 2006-09; Rico Gathers, 2013-16
Rebounds Per Game (min. 2 games): 11.3 – Kish Lewis, 1998-99 [34 rebounds in three games]
Assists: 28, twice – Curtis Jerrells, 2006-09; Kenny Chery, 2014-15
Assists Per Game (min. 2 games): 6.0 – Pierre Jackson, 2012-13 [24 assists in four games]
Blocked Shots: 18 – Isaiah Austin, 2013-14
Steals: 15 – LaceDarius Dunn, 2008-11
Steals Per Game (min. 2 games): 2.7 – Kish Lewis (1998-99) [eight steals in three games]
Turnovers: 22 – Curtis Jerrells, 2006-09
Personal Fouls: 27 – Rico Gathers, 2013-16
Foul Outs: 3 – Mamadou Diene, 2006-09

BAYLOR TEAM

GAME

Points: 97 – vs. Missouri, 3/8/07
Field Goals Made: 34 – vs. Missouri, 3/8/07
Field Goals Attempted: 67 – vs. Nebraska, 3/9/98
Field Goal Percentage: 63.0 – vs. Missouri, 3/8/07 [34-of-54]
3-Point Field Goals Made: 13 – vs. Texas Tech, 3/13/03
3-Point Field Goals Attempted: 31 – vs. Oklahoma State, 3/6/97
3-Point Percentage (min. 10 attempts): 60.0 – vs. Missouri, 3/8/07 [9-of-15]
Free Throws Made: 26 – vs. West Virginia, 3/12/15
Free Throws Attempted: 35 – vs. Oklahoma, 3/13/14
Free Throw Percentage (min. 15 attempts): 92.9 – vs. Kansas State, 3/11/21 [13-of-14]
Rebounds: 46, twice – vs. Texas, 3/8/98; vs. Texas 3/10/16
Offensive Rebounds: 26 – vs. Nebraska, 3/9/98
Defensive Rebounds: 33 – vs. Iowa State, 3/10/01
Assists: 20 – vs. Colorado, 3/8/01
Blocked Shots: 10, twice – vs. Texas, 3/14/14; vs. Iowa State, 3/10/00
Steals: 13 vs. Kansas, 3/13/15
Turnovers: 22 – vs. West Virginia, 3/8/18
Personal Fouls: 26, three times – vs. Colorado, 3/8/01; vs. TAMU, 3/8/98; vs. WVU, 3/18/18

BIG 12 CHAMPIONSHIP INDIVIDUAL HIGHS

BAYLOR

POINTS

1.	31	Pierre Jackson vs. Oklahoma State, 2013
	31	Perry Jones III vs. Kansas State, 2012
	31	Curtis Jerrells vs. Missouri, 2007
4.	30	DeMarcus Minor vs. Colorado, 2001
5.	29	Kish Lewis vs. Oklahoma State, 1999
6.	27	Manu Lecomte vs. West Virginia, 2018
	27	DeMarcus Minor vs. Iowa State, 2000
	27	Brian Skinner vs. Texas A&M, 1998
9.	25	Ekpe Udoh vs. Texas, 2010
	25	Henry Dugat vs. Missouri, 2007
	25	DeMarcus Minor vs. Iowa State, 2001
12.	24	MaCio Teague vs. Kansas State, 2021
	24	Taurean Prince vs. Texas, 2016
	24	Brady Heslip vs. Texas, 2014
	24	LaceDarius Dunn vs. Kansas, 2009
16.	23	Davion Mitchell vs. Kansas State, 2021
	23	Lawrence Roberts vs. Kansas State, 2002
18.	22	Kenny Taylor vs. Texas Tech, 2003
19.	22	Tevis Stukes vs. Nebraska, 2000
20.	21	Quincy Acy vs. Oklahoma, 2011
	21	Brian Skinner vs. Oklahoma State, 1997
22.	20	Kenny Chery vs. Kansas, 2015
	20	Cory Jefferson vs. TCU, 2014
	20	Tweety Carter vs. Texas, 2010
	20	Kevin Rogers vs. Texas, 2009
	20	Curtis Jerrells vs. Colorado, 2008
	20	Curtis Jerrells vs. Colorado, 2006

FIELD GOALS MADE

1.	12	Curtis Jerrells vs. Missouri, 2007
	12	Kish Lewis vs. Oklahoma State, 1999
3.	11	DeMarcus Minor vs. Iowa State, 2000
	11	Brian Skinner vs. Texas A&M, 1998
	11	Perry Jones III vs. Kansas State, 2012
6.	10	MaCio Teague vs. Kansas State, 2021
	10	DeMarcus Minor vs. Iowa State, 2001

3-POINT FIELD GOALS MADE

1.	6	Brady Heslip vs. Texas, 2014
	6	LaceDarius Dunn vs. Kansas, 2009
	6	Kenny Taylor vs. Texas Tech, 2003
4.	4	Davion Mitchell vs. Kansas State, 2012
	4	Makai Mason vs. Iowa State, 2018
	4	Kenny Chery vs. Kansas, 2015
	4	Brady Heslip vs. Iowa State, 2014
	4	Brady Heslip vs. Missouri, 2012
	4	Brady Heslip vs. Kansas, 2012
	4	LaceDarius Dunn vs. Kansas State, 2010
	4	Wendell Greenleaf vs. Nebraska, 2000
	4	Tevis Stukes vs. Nebraska, 2000

FREE THROWS MADE

1.	13	Pierre Jackson vs. Oklahoma State, 2013
	13	DeMarcus Minor vs. Colorado, 2001
3.	10	Manu Lecomte vs. West Virginia, 2018
4.	9	Royce O'Neale vs. West Virginia, 2015
	9	Quincy Acy vs. Oklahoma, 2011
6.	8	Taurean Prince vs. Texas, 2016
7.	7	Rico Gathers vs. West Virginia, 2015
	7	Cory Jefferson vs. Texas, 2014
	7	A.J. Walton vs. Kansas, 2012
	7	Perry Jones III vs. Kansas State, 2012
	7	Ekpe Udoh vs. Texas, 2010
	7	LaceDarius Dunn vs. Texas, 2009
	7	Curtis Jerrells vs. Colorado, 2008

REBOUNDS

1.	20	Kevin Rogers vs. Nebraska, 2009
2.	15	Quincy Acy vs. Oklahoma, 2011
3.	14	Terry Black vs. Colorado, 2001
	14	Kish Lewis vs. Oklahoma State, 1999
5.	13	Taurean Prince vs. Texas, 2016
	13	Rico Gathers vs. Kansas, 2015
	13	Cory Jefferson vs. Texas, 2014
8.	12	Royce O'Neale vs. TCU, 2014
	12	Rico Gathers vs. Oklahoma State, 2013
	12	Mamadou Diene vs. Texas, 2007
11.	11	Jo Lual-Acuil Jr. vs. Kansas State, 2017
	11	Cory Jefferson vs. Oklahoma, 2014
	11	Perry Jones III vs. Missouri, 2012
	11	Perry Jones III vs. Kansas State, 2012
	11	Ekpe Udoh vs. Kansas State, 2010
	11	Kevin Rogers vs. Colorado, 2008
	11	Brian Skinner vs. Nebraska, 1998
18.	10	Mark Vital vs. Kansas State, 2021
	10	Royce O'Neale vs. Texas, 2014
	10	Royce O'Neale vs. Oklahoma, 2014
	10	Cory Jefferson vs. TCU, 2014
	10	Cory Jefferson vs. Oklahoma State, 2013
	10	Quincy Acy vs. Missouri, 2012
	10	R.T. Guinn vs. Texas Tech, 2003
	10	Lawrence Roberts vs. Kansas State, 2002

ASSISTS

1.	11	Jake Lindsey vs. Kansas State, 2017
2.	8	Pierre Jackson vs. Kansas State, 2012
3.	7	Kenny Chery vs. West Virginia, 2015
	7	Kenny Chery vs. Oklahoma, 2014
	7	Pierre Jackson vs. Kansas, 2012
	7	LaceDarius Dunn vs. Texas, 2010
	7	Wendell Greenleaf vs. Kansas State, 2002
	7	DeMarcus Minor vs. Iowa State, 2001
9.	6	Mark Vital vs. Kansas State, 2021
	6	Pierre Jackson vs. Missouri, 2012
	6	Curtis Jerrells vs. Colorado, 2008
	6	Aaron Bruce vs. Iowa State, 2005
	6	DeMarcus Minor vs. Texas, 2001
	6	Tevis Stukes vs. Iowa State, 2000

BLOCKED SHOTS

1.	8	John Flippen vs. Nebraska, 2000
2.	7	Isaiah Austin vs. Texas, 2014
3.	5	Isaiah Austin vs. Oklahoma, 2014
	5	Isaiah Austin vs. TCU, 2014
	5	Mamadou Diene vs. Kansas, 2009
	5	Brian Skinner vs. Texas A&M, 1998
7.	4	Jo Lual-Acuil Jr. vs. West Virginia, 2018
	4	Josh Lomers vs. Texas, 2010
	4	Mamadou Diene vs. Colorado, 2006
	4	Greg Davis vs. Kansas State, 2002
	4	Ben Echols vs. Iowa State, 2000
	4	Brian Skinner vs. Oklahoma State, 1997

STEALS

1.	6	Wendell Greenleaf vs. Colorado, 2001
2.	5	Kenny Chery vs. Iowa State, 2014
3.	4	A.J. Walton vs. Kansas State, 2012
	4	Henry Dugat vs. Colorado, 2008
	4	Terry Black vs. Iowa State, 2000
6.	3	13 times – last by Davion Mitchell vs. K-State, 2021

OPPONENT

POINTS

1.	38	Marcus Fizer, Iowa State, 2000
2.	32	Richard Roby, Colorado, 2008
3.	29	Kevin Durant, Texas, 2007
4.	26	Jacob Pullen, Kansas State, 2010
5.	25	Marcus Hall, Colorado, 2008

REBOUNDS

1.	20	Mosley, Colorado, 2001
2.	16	Stevie Johnson, Iowa State, 2000
3.	14	Jordan Henriquez, Kansas State, 2012
	14	Dominique Sutton, Kansas State, 2010
	14	Cole Aldrich, Kansas, 2009
6.	13	Kevin Durant, Texas, 2007

ASSISTS

1.	14	Doug Gottlieb, OSU, 1999
2.	11	Carl Blair, Oklahoma, 2011
3.	11	Jevon Carter, West Virginia, 2018
4.	10	Marcus Hall, Colorado, 2008
5.	9	Isaiah Taylor, Texas, 2016
6.	8	Devonte' Graham, Kansas, 2016
	8	Kyan Anderson, TCU, 2014
	8	Phil Pressey, Missouri, 2012
	8	Will Chavis, Texas Tech, 2003
	8	Fredie Williams, Texas, 2001
	8	Jamaal Tinsley, Iowa State, 2000

BLOCKED SHOTS

1.	5	Jeff Withey, Kansas, 2012
	5	Marcus King-Stockton, Colorado, 2008
3.	4	Jordan Henriquez, Kansas State, 2012
4.	3	10 times last by Talen Horton-Tucker, Iowa State, 2019

STEALS

1.	6	Jevon Carter, West Virginia, 2018
2.	5	Will Blalock, Iowa State, 2005
	5	Stephane Pelle, Colorado, 2001
	5	Jamaal Tinsley, Iowa State, 2000
5.	4	DaJuan Gordon, Kansas State, 2021
	4	Devonte' Graham, Kansas, 2016
	4	Jevon Carter, West Virginia, 2015
	4	Dominique Sutton, Kansas State, 2010
	4	Kevin Durant, Texas, 2007
	4	Marcus Hal, Colorado, 2006
	4	Doug Gottlieb, Oklahoma State, 1999

BIG 12 CHAMPIONSHIP TEAM HIGHS**BAYLOR****POINTS**

1.	97	vs. Missouri	2007
2.	86	vs. Texas	2014
	86	vs. Texas	2010
	86	vs. Colorado	2001
5.	82	vs. Kansas State	2012

FIELD GOALS MADE

1.	34	vs. Missouri	2007
2.	33	vs. Kansas State	2012
3.	31	vs. TCU	2014
4.	30	vs. Texas	2010
5.	27	vs. Kansas State	2010
	27	vs. Kansas	2009
	27	vs. Colorado	2008
	27	vs. Colorado	2001

FIELD GOALS ATTEMPTED

1.	67	vs. Nebraska	1998
2.	65	vs. Colorado	2008
3.	63	vs. Missouri	2012
	63	vs. Colorado	2001
5.	60	vs. Oklahoma State	2013
	60	vs. Kansas	2012
	60	vs. Missouri	2009

FIELD GOAL PERCENTAGE

1.	63.0	vs. Missouri	2007
2.	56.9	vs. Kansas State	2012
3.	54.4	vs. TCU	2014
4.	54.0	vs. Kansas State	2010
5.	53.6	vs. Texas	2010

3-POINT FIELD GOALS MADE

1.	13	vs. Texas Tech	2003
2.	12	vs. Texas	2014
	12	vs. Nebraska	2000
4.	10	vs. Colorado	2001
	10	vs. Oklahoma State	1997

3-POINT FIELD GOALS ATTEMPTED

1.	31	vs. Oklahoma State	1997
2.	29	vs. Texas Tech	2003
3.	28	vs. Colorado	2008
4.	27	vs. Kansas State	2002
	27	vs. Nebraska	2000

3FG PERCENTAGE (MIN. 10 ATT.)

1.	60.0	vs. Missouri	2007
2.	50.0	vs. Texas	2014
	50.0	vs. Oklahoma	2014
4.	47.4	vs. Kansas	2012
5.	46.2	vs. Texas	2010

FREE THROWS MADE

1.	26	vs. West Virginia	2015
2.	24	vs. Texas	2014
	24	vs. Kansas	2012
4.	23	vs. Oklahoma	2014
	23	vs. Oklahoma State	2013

FREE THROWS ATTEMPTED

1.	35	vs. Oklahoma	2014
2.	34	vs. West Virginia	2015
3.	32	vs. Missouri	2007
	32	vs. Colorado	2001
5.	31	vs. Colorado	2008

FT PERCENTAGE (MIN. 10 ATT.)

1.	92.9	vs. Kansas State	2021
2.	87.5	vs. Colorado	2006
3.	87.0	vs. Texas	2016
4.	86.4	vs. Texas	2009
5.	85.7	vs. Kansas	2012

REBOUNDS

1.	46	vs. Texas	2016
	46	vs. Texas A&M	1998
3.	45	vs. Texas	2014
	45	vs. Nebraska	2000
	45	vs. Nebraska	1998

ASSISTS

1.	20	vs. Colorado	2001
2.	18	vs. Kansas State	2017
3.	17	vs. Texas Tech	2003
4.	16	vs. Kansas	2012
	16	vs. Kansas State	2012
	16	vs. Iowa State	2000

TURNOVERS

1.	22	vs. West Virginia	2018
2.	21	vs. Kansas State	2021
	21	vs. Nebraska	2009
	21	vs. Colorado	2001
5.	19	vs. Texas A&M	1998

BLOCKED SHOTS

1.	10	vs. Texas	2014
	10	vs. Iowa State	2000
3.	9	vs. Nebraska	2000
4.	7	vs. West Virginia	2018
	7	vs. Kansas	2009
	7	vs. Colorado	2006

STEALS

1.	13	vs. Kansas	2015
2.	12	vs. Colorado	2001
3.	11	vs. Colorado	2008
	11	vs. Iowa State	2000
	11	vs. Nebraska	1998

PERSONAL FOULS

1.	26	vs. West Virginia	2018
	26	vs. Colorado	2001
	26	vs. Texas A&M	1998
4.	25	vs. Missouri	2012
	25	vs. Oklahoma	2011
	25	vs. Kansas State	2010
	25	vs. Colorado	2008

OPPONENT**POINTS**

1.	91	Colorado	2008
2.	90	Missouri	2012
3.	84	Oklahoma	2011
	84	Colorado	2001
5.	83	Iowa State	2019
	83	Missouri	2007
	83	Oklahoma State	1999

FIELD GOALS MADE

1.	34	Colorado	2008
2.	32	Missouri	2007
3.	31	Texas	2014
4.	30	Iowa State	2019
	30	Oklahoma State	1997

FIELD GOALS ATTEMPTED

1.	78	Texas	2014
2.	68	Missouri	2007
3.	67	Oklahoma State	1999
4.	66	Oklahoma	2014
	66	Texas	2010
	66	Colorado	2001

FIELD GOAL PERCENTAGE

1.	57.5	Oklahoma	2011
2.	56.9	Iowa State	2005
3.	54.0	Colorado	2008
4.	53.8	Missouri	2012
5.	52.3	Kansas State	2017

3-POINT FIELD GOALS MADE

1.	13	Iowa State	2019
2.	12	Oklahoma	2014
	12	Oklahoma State	1999
4.	9	West Virginia	2015
	9	Missouri	2012
	9	Oklahoma	2011
	9	Iowa State	2000
	9	Kansas State	2002

3-POINT FIELD GOALS ATTEMPTED

1.	35	Oklahoma	2014
2.	28	Oklahoma State	1999
3.	25	Iowa State	2019
	25	Kansas	2009
5.	24	West Virginia	2015
	24	Nebraska	2009

3FG PERCENTAGE (MIN. 10 ATT.)

1.	53.3	Iowa State	2014
2.	51.7	Iowa State	2019
3.	50.0	Oklahoma	2011
4.	47.1	Missouri	2009
5.	46.2	Texas	2010

FREE THROWS MADE

1.	29	Oklahoma	2011
2.	25	Oklahoma State	2013
	25	Missouri	2012
4.	22	West Virginia	2018
	22	Texas	2007
	22	Colorado	2001

FREE THROWS ATTEMPTED

1.	37	Colorado	2001
2.	33	Oklahoma State	2013
	33	Oklahoma	2011
	33	Texas A&M	1998
5.	31	Missouri	2012

FT PERCENTAGE (MIN. 10 ATT.)

1.	100.0	Nebraska	2009
2.	87.9	Oklahoma	2011
3.	86.7	Oklahoma State	1999
4.	83.3	Iowa State	2000
5.	80.6	Missouri	2012

REBOUNDS

1.	50	Colorado	2001
2.	44	Kansas	2016
	44	Colorado	2008
	44	Texas	2007
	44	Oklahoma State	1999

ASSISTS

1.	22	Colorado	2008
2.	20	Oklahoma State	1999
3.	19	West Virginia	2015
4.	18	West Virginia	2018
	18	Texas	2014
	18	Oklahoma	2014
	18	Colorado	2001

TURNOVERS

1.	25	Colorado	2001
2.	19	Nebraska	1998
3.	18	Kansas	2016
	18	Kansas	2015
	18	Texas A&M	1998

BLOCKED SHOTS

1.	9	Texas	2007
2.	8	Colorado	2008
3.	7	Kansas	2012
	7	Texas	2009
	7	Colorado	2001

STEALS

1.	12	West Virginia	2018
	12	Kansas	2016
	12	TCU	2014
	12	Colorado	2001
	12	Oklahoma State	1999
6.	11	Kansas Statw	2021
	11	Nebraska	2009
	11	Iowa State	2005
	11	Texas A&M	1998
	11	Oklahoma State	1998

PERSONAL FOULS

1.	27	West Virginia	2015
2.	26	Iowa State	2001
3.	25	West Virginia	2018
	25	Colorado	2008
	25	Colorado	2001

THE LAST TIME ...

THE LAST TIME A BAYLOR TEAM...

Shot 65 pct from floor	66.1 (41-62) vs. Texas Southern (12/14/17)
Shot 60 pct from floor	60.8 (31-51) vs. PVAMU (11/12/18)
Shot less than 30 pct from floor	29.8 (17-57) at TCU (11/10/15)
Shot 65 pct from 3FG	70.6 (12-17) vs. Central Arkansas (11/10/17)
Shot 60 pct from 3FG	62.5 (15-24) vs. Texas Tech (3/7/21)
Shot less than 15 pct from 3FG	.111 (2-18) vs. Ole Miss (11/23/18)
Shot less than 10 pct from 3FG	.083 (1-12) vs. TCU (1/2/18)
Made 15 3-point field goals	15 vs. Texas Tech (3/7/21)
Failed to make a 3FG	0-8 at Texas Tech (2/21/90)
Shot 95 pct from FT line	100.0 (4-4) at Texas (2/2/21)
Shot 90 pct from FT line	100.0 (4-4) at Texas (2/2/21)
Shot less than 40 pct from FT line	37.5 (6-16) at Kansas (2/27/21)
Had 60 Rebounds	60 vs. Huston-Tillotson (1/21/15)
Had 55 Rebounds	58 vs. Savannah State (12/17/17)
Had 50 Rebounds	50 vs. Washington (11/29/20)
Had 25 Offensive Rebounds	26 vs. Kansas (1/12/19)
Had 20 Offensive Rebounds	21 vs. Washington (11/29/20)
Had 40 Defensive Rebounds	43 vs. Savannah State (12/17/17)
Had 35 Assists	40 vs. Hardin-Simmons (12/16/15)
Had 30 Assists	32 vs. Savannah State (12/17/17)
Had 25 Assists	25 vs. Central Arkansas (12/29/20)
Had 25 Turnovers	29 at West Virginia (1/10/17)
Had 20 Turnovers	21 vs. Kansas State (3/11/21)
Had fewer than 7 Turnovers	3 at Kansas (2/27/21)
Had fewer than 5 Turnovers	3 at Kansas (2/27/21)
Had 16 Steals	16 vs. Savannah State (11/23/15)
Had 15 Steals	15 vs. Texas State (11/15/19)
Had 12 Steals	14 vs. Kansas State (1/27/21)
Had 12 Blocked Shots	12 vs. Louisiana-Lafayette (11/28/20)
Had 10 Blocked Shots	10 vs. TCU (2/2/19)
Had no Blocked Shots	at West Virginia (1/21/19)
Had two 20-point scorers	MaCio Teague (24), Davion Mitchell (23) vs. Kansas State (3/11/21)
Had two 25-point scorers	Jo Lual-Acuil Jr. (31), Manu Lecomte (25) vs. Savannah State (12/17/17)
Had seven double-figure scorers	vs. Long Beach State (3/20/13)
Had six double-figure scorers	vs. Kansas State (1/22/18)
Had all five starters score in double figures	vs. Oklahoma State (2/8/20)
Had all five starters score 15+ points	vs. Central Arkansas (11/10/17)
Had no players score in double figures	vs. Texas A&M (3/5/08)
Had no starters score in double figures	at Kansas State (3/3/18)
Had four players score 15+ points	vs. Louisiana-Lafayette (11/28/20)
Had five players score 15+ points	vs. Central Arkansas (11/10/17)
Had four players score 18+ points	vs. Savannah State (12/17/17)
Had four players with 5+ assists	vs. Savannah State (12/17/17)
Had two double-doubles	MaCio Teague (23p/10r), Jared Butler (14p/13a) at Kansas State (12/19/20)
Had two double-figure rebounders	Mark Vital (14), Mario Kegler (10) vs. West Virginia (2/23/19)
Scored 50-plus points in first half	54 vs. Kansas State (1/27/21)
Scored 50-plus points in first half on road	56 at Kansas State (12/19/20)
Scored 50-plus points in second half	54 vs. Texas Tech (3/7/21)
Scored 50-plus points in both halves	vs. Kansas State (1/27/21)
Scored 60-plus points in first half	61 vs. Savannah State (12/17/17)
Scored 60-plus points in second half	60 at Iowa State (1/9/16)
Scored fewer than 20 points in 1st half	15 at Wichita State (12/1/18)
Scored fewer than 20 points in 2nd half	19 vs. Butler (12/20/19)
Overcame a 20-point deficit to win	vs. Louisville, trailed 32-10, won 66-63 (11/25/16)
Overcame a 15-pt deficit with less than 10 min left to win	vs. Texas, trailed 55-36, won 84-83 (2/27/19)
Overcame a 15-point deficit to win	vs. Iowa State, trailed 32-15, won 77-72 (2/23/21)
Overcame a 15-point halftime deficit to win	vs. Louisville, trailed 39-24, won 66-63 (11/25/16)
Overcame a 10-point halftime deficit to win	vs. Texas, trailed 40-29, won 84-83 (2/27/19)
Overcame a 10-point 2nd half deficit to win on the road	at OSU, trailed 47-35, won 75-68 (1/18/20)
Won an OT game	94-89 at #6 West Virginia (3/2/21)
Lost an OT game	78-81 vs. TCU (1/2/18)
Won a 2OT game	74-73 at Texas (2/12/18)
Lost a 2OT game	84-91 to Colorado (3/13/08)
Won a 3OT game	Never
Lost a 3OT game	93-97 at SMU (1/9/88)
Won a 4OT game	96-95 vs. North Texas (12/17/88)
Lost a 4OT game	Never
Won a 5OT game	116-110 at Texas A&M (1/23/08)
Lost a 5OT game	Never

THE LAST TIME A BAYLOR PLAYER...

Recorded a Triple-Double (Pts/Reb/Ast)	Kenny Chery (20/10/12) vs. Kansas State (2/15/14)
Recorded a Triple-Double (Pts/Reb/Blk)	Ekpe Udoh (18/17/10) vs. Morgan State (1/16/10)
Recorded a Double-Double Before Halftime	King McClure (12p/10r) vs. George Mason (11/24/18)
Scored 40 Points	Makai Mason (40) vs. TCU (2/2/19)
Scored 30 Points	MaCio Teague (35) vs. Texas Tech (3/7/21)
Scored 30 Points in a Road Game	Jared Butler (31) at Kansas (3/9/19)
Scored 20 Points in a 1st Half	King McClure (20) at Oklahoma State (1/14/19)
Scored 20 Points in a 2nd Half	MaCio Teague (26) vs. Texas Tech (3/7/21)
Scored 30 Points off the Bench	Nuni Omot (30) at Kansas State (3/3/18)
Scored 25 Points off the Bench	Terry Maston (26) vs. Mississippi State (3/18/18)
Scored 20 Points off the Bench	Adam Flagler (22) vs. Iowa State (2/23/21)
Made 5+ 3-pointers in a 1st Half	King McClure (6-7) at Oklahoma State (1/14/19)
Made 5+ 3-pointers in a 2nd Half	MaCio Teague (7-8) vs. Texas Tech (3/7/21)
Had 20 Rebounds	Jo Lual-Acuil Jr. (20) vs. Savannah State (12/17/17)
Had 15 Rebounds	Mark Vital (15) vs. Texas Tech (3/7/21)
Had 8+ Offensive Rebounds	Mark Vital (8) vs. Iowa State (2/23/21)
Had 9+ Offensive Rebounds	Mark Vital (9) at Arizona (12/15/18)
Had 12 Rebounds in a Half	Johnathan Motley (14 in 2nd half) vs. Texas (1/17/17)
Had 10 Rebounds in a Half	Mark Vital (10 in 2nd half) vs. Iowa State (2/23/21)
Had 13+ Assists	Jared Butler (13) at Kansas State (12/19/20)
Had 10+ Assists	Davion Mitchell (12) vs. Central Arkansas (12/29/20)
Had 10+ Assists and 0 Turnovers	Jake Lindsey (11 AST/0 TO) vs. Kansas State (3/9/17)
Had 6 Blocked Shots	Freddie Gillespie (6) vs. TCU (2/1/20)
Had 7 Blocked Shots	Jo Lual-Acuil Jr. (7) vs. Oklahoma (2/21/17)
Had 5 Steals	Jared Butler (5) at TCU (1/9/21)
Had 6 Steals	Lester Medford (7) vs. Savannah State (11/23/15)
Played 40+ Minutes	Davion Mitchell (43) at #6 West Virginia (3/2/21)
Played 45+ Minutes	Jo Lual-Acuil Jr. (48) & Manu Lecomte (46) at Texas (2/12/18)
Made a Game-Winning Shot	Terry Maston (2FG) vs. Texas Tech, 59-57 (2/17/18)
Made a Game-Winning Shot in Final 10 Seconds	Jo Lual-Acuil Jr. (Dunk) at Texas, 74-73 2ot (2/12/18)
Made a Game-Winning Shot at Buzzer	Lester Medford (3FG) at Texas Tech, 63-60 (1/16/16)
Made a Game-Winning FT in Final 10 Seconds	Mario Kegler vs. Texas, 84-83 0T (2/29/19)

THE LAST TIME A BAYLOR OPPONENT...

Scored 100 Points	102 at Kansas (1/2/16)
Scored 90 Points	90 vs. Kansas State (1/22/18)
Scored Fewer than 50 Points at Home	49 at TCU (1/9/21)
Scored Fewer than 50 Points on the Road	42 vs. UAPB (12/21/20)
Scored Fewer than 40 Points	39 vs. McNeese State (11/14/14)
Won by 30 Points	40 at Oklahoma (1/20/07)
Shot 65 pct from floor	66.1 (39-59) at Oklahoma (2/26/05)
Shot 60 pct from floor	62.0 (31-50) vs. Oklahoma (1/23/16)
Shot less than 25 pct from floor	23.4 (11-47) vs. Prairie View A&M (12/2/15)
Shot 55 pct from 3FG	55.7 (15-27) vs. Texas (2/27/19)
Shot less than 15 pct from 3FG	.111 (1-9) vs. SFA (12/9/20)
Made 15 3-point field goals	15 vs. Texas (2/27/19)
Shot 95 pct from FT line	95.7 (22-23) at Ole Miss (1/28/17)
Shot less than 40 pct from FT line	21.4 (3-14) at Texas (2/2/21)
Had 50 Rebounds	62 vs. Wake Forest (Anaheim) (11/30/08)
Had fewer than 20 Rebounds	19 vs. Washington (11/29/20)
Had 20 Offensive Rebounds	20 vs. Wagner (3/13/18)
Had 25 Assists	29 vs. Oklahoma (1/23/16)
Had 25 Turnovers	35 vs. SFA (12/9/20)
Had fewer than 5 Turnovers	4 at West Virginia (2/22/14)
Had 13 Steals	15 at West Virginia (1/10/17)
Had 12 Steals	12 vs. West Virginia (3/9/17)
Had 12+ Blocked Shots	13 vs. West Virginia (2/20/18)
Had 10+ Blocked Shots	10 at Kansas (1/11/20)
Had no Blocked Shots	vs. Kansas State (3/11/21)
Had two 20-point scorers	Tyler Harris (22), Rasir Bolton (21) vs. Iowa State (2/23/21)
Had three 20-point scorers	Abdel Nader (26), Georges Niang (24), Monte Morris (20) vs. Iowa State (2/16/16)
Had five double-figure scorers	vs. Oklahoma State (2/8/20)
Had four 15+ point scorers	at Texas (2/12/18)
Had no double-figure scorers	vs. Iowa State (1/15/20)
Had two double-figure rebounders	Kenrich Williams (12), Vlad Brodziansky (10) at TCU (1/21/17)
Scored 50-plus points in 1st half	51 at Texas A&M (12/19/15)
Scored 50-plus points in 2nd half	50 at #6 West Virginia (3/2/21)
Scored 20 points or fewer in 1st half at home	16 at Texas (2/8/20)
Scored 20 points or fewer in 1st half on road	12 vs. UAPB (12/21/20)
Scored 20 points or fewer in 2nd half	20 vs. Texas (1/6/18)
Failed to make a 3FG	vs. Oklahoma, 0-12 (2/25/12)

THE LAST TIME A BAYLOR OPPOSING PLAYER

Scored 30 Points	Brandon Clarke (36) vs. Gonzaga (3/23/19)
Had 20 Rebounds	Jamahl Moseley (20) vs. Colorado (Kansas City) (3/8/01)
Had 15 Rebounds	Udoka Azubuike (19) vs. Kansas (2/22/20)
Had 10 Assists	Courtney Ramey (10) vs. Texas (2/27/19)
Had 8 Turnovers	Trae Young (8) vs. Oklahoma (2/27/18)
Had 7 Turnovers	Roti Ware (7) vs. SFA (12/9/20)
Had 8 Blocked Shots	Sagaba Konate (9) vs. West Virginia (2/20/18)
Had 7 Blocked Shots	Udoka Azubuike (7) at Kansas (1/11/20)
Had 5 Steals	Dedric Lawson (5) vs. Kansas (1/12/19)
Had 6 Steals	Jevon Carter (6) vs. West Virginia (3/9/18)

2020-21 INDIVIDUAL SUPERLATIVES

CATEGORY	BAYLOR	OPPONENT
Points Scored	35, MaCio Teague vs. Texas Tech (3/7)	26, Cedric Russell vs. ULL (11/28) 26, Taz Sherman at West Virginia (3/2)
Field Goals Made	12, Davion Mitchell vs. K-State (1/27)	10, four players
FGs Attempted	21, Jared Butler at West Virginia (3/2)	20, Shaun Doss vs. UAPB (12/21)
Highest FG % (min 5 made)	1.000 (6-6), Jonathan Tchamwa Tchatchoua vs. UCA (12/29) .889 (8-9), Mark Vital at Oklahoma State (1/23)	1.000 (9-9), Theo Akwuba vs. ULL (11/28) 1.000 (9-9), Antonio Gordon at K-State (12/19)
3-Point FGs Made	10, MaCio Teague vs. Texas Tech (3/7)	6, Deandre Jones vs. Central Arkansas (12/29) 6, Nijel Pack vs. Kansas State (3/11)
3-Point FGs Attempted	12, MaCio Teague vs. Texas Tech (3/7)	11, Mac McClung at Texas Tech (1/16)
3-Point FG % (min 5 att)	.857 (6-7), Jared Butler at Oklahoma State (1/23) .833 (10-12), MaCio Teague vs. Texas Tech (3/7) .800 (4-5), Davion Mitchell vs. Illinois (12/2)	.833 (5-6), Christian Braun vs. Kansas (1/18)
Free Throws Made	8, MaCio Teague vs. Alcorn State (12/30)	9, Derek Culver at West Virginia (3/2)
Free Throws Attempted	8, MaCio Teague vs. ASU (12/30) & at ISU (1/2) 8, Jared Butler vs. Iowa State (2/23) 8, Mark Vital at Kansas (2/27)	12, Isaac Likekele at Oklahoma State (1/23)
Free Throw % (min 7 att)	1.000 (8-8), MaCio Teague vs. Alcorn State (12/30)	1.000 (8-8), Mike Miles at TCU (1/9)
Offensive Rebounds	8, Mark Vital vs. Iowa State (2/23)	7, Marcus Santos-Silva at Texas Tech (1/16)
Defensive Rebounds	10, Jonathan Tchamwa Tchatchoua vs. UCA (12/29) 10, Mark Vital vs. Texas Tech (3/7)	11, Jalen Wilson at Kansas (2/27)
Total Rebounds	15, Mark Vital, three times	14, Jalen Wilson at Kansas (2/27)
Assists	13, Jared Butler at K-State (12/19) 12, Davion Mitchell vs. UCA (12/29)	8, Byron Joshua vs. Alcorn State (12/30) 8, Marcus Garrett vs. Kansas (1/18) 8, Miles McBride at West Virginia (3/2)
Turnovers	7, Jared Butler, three times 7, Davion Mitchell vs. Kansas (1/18)	7, Roti Ware vs. SFA (12/9) 7, Dequan Morris vs. UAPB (12/21)
Blocked Shots	4, Jonathan Tchamwa Tchatchoua at Oklahoma State (1/23) 3, four times (Vital (2), Thamba & Tchamwa Tchatchoua)	4, Nate Roberts vs. Washington (11/29) 4, Kevin McCullar at Texas Tech (1/16)
Steals	5, Jared Butler at TCU (1/9)	4, three players
Minutes Played	43, Davion Mitchell at West Virginia (3/2)	40, Miles McBride at West Virginia (3/2)
Fouls Drawn	7, Davion Mitchell vs. Kansas State (3/11)	9, Isaac Likekele at Oklahoma State (1/23)
Plus-Minus (min. 15 mp)	+44, MaCio Teague vs. K-State (1/27) +44, Davion Mitchell vs. K-State (1/27)	+21, Jalen Wilson at Kansas (2/27)

2020-21 TEAM SUPERLATIVES

BAYLOR HIGH	BAYLOR LOW	CATEGORY	OPPONENT HIGH	OPPONENT LOW
112 vs. ULL (11/28)	58 at Kansas (2/27)	Points Scored	89 at WVU (3/2)	42 vs. UAPB (12/21)
59 vs. Alcorn State (12/30)	27 at Texas Tech (1/16)	Points, 1st Half	40 vs. ULL (11/28)	12 vs. UAPB (12/21)
59 vs. ULL (11/28)	28 at Kansas (2/27)	Points, 2nd Half	50 at WVU (3/2)	21 vs. UCA (12/29) & at TCU (1/9)
13 at WVU (3/2)	13 at WVU (3/2)	Points/Overtime	8 at WVU (3/2)	8 at WVU (3/2)
45 vs. ULL (11/28)	23 at Texas Tech (1/16) & at Kansas (2/27)	Field Goals Made	32 vs. ULL (11/28)	15 vs. UAPB (12/21) & at TCU (1/9)
80 vs. ULL (11/28)	49 vs. Kansas State (3/11)	Field Goal Attempts	68 vs. Auburn (1/30)	44 vs. SFA (12/9)
.586 (34-58) at Texas (2/2)	.348 (23-66) at Kansas (2/27)	FG Percentage	.549 (28-51) at Texas (2/2)	.283 (15-53) vs. UAPB (12/21)
17 vs. K-State (1/27)	4 at Iowa State (1/2)	3-Point FGs Made	12 vs. UCA (12/29)	1 vs. SFA (12/9)
32 at K-State (12/19)	18 vs. Illinois (12/2)	3-Point FG Attempts	26 vs. UCA (12/29)	9 vs. SFA (12/9)
.625 (15-24) vs. Texas Tech (3/7)	.211 (4-19) at Iowa State (1/2)	3-Point FG Percentage	.529 (10-19) vs. Kansas (1/18)	.111 (1-9) vs. SFA (12/9)
25 vs. Alcorn State (12/30)	4 at Texas (2/2)	Free Throws Made	28 at WVU (3/2)	2 vs. UCA (12/29)
31 vs. Alcorn State (12/30)	4 at Texas (2/2)	Free Throw Attempts	33 vs. Alcorn State (12/30)	5 vs. UCA (12/29) & vs. ISU (2/23)
1.000 (4-4) at Texas (2/2)	.375 (6-16) at Kansas (2/27)	Free Throw Percentage	.929 (13-14) vs. Oklahoma (1/6)	.214 (3-14) at Texas (2/2)
21 vs. Washington (11/29)	5 at Texas (2/2)	Offensive Rebounds	18 at Texas Tech (1/16)	5 vs. UW (11/29) & vs. KSU (1/27)
34 vs. UCA (12/29)	15 at Kansas (2/27)	Defensive Rebounds	34 at Kansas (2/27)	13 at K-State (12/19)
50 vs. Washington (11/29)	26 at Texas (2/2)	Total Rebounds	48 at Kansas (2/27)	19 vs. Washington (11/29)
25, three times	6 at Texas Tech (1/16)	Assists	18 at K-State (12/19) & vs. Kansas (1/18)	4 vs. SFA (12/9)
21 vs. Kansas State (3/11)	3 at Kansas (2/27)	Turnovers	35 vs. SFA (12/9)	7 vs. Texas Tech (3/7)
9 at Oklahoma State (1/23)	1, four times	Blocked Shots	9 at Texas Tech (1/16)	0 vs. K-State (1/27 & 3/11)
14, three times	3 vs. Washington (11/29)	Steals	11 at ISU (1/2) & vs. K-State (3/11)	1 vs. UAPB (12/21) & at Kansas (2/27)
23 vs. ASU (12/30) & at KU (2/27)	9 vs. UCA (12/29)	Fouls	26 vs. SFA (12/9) & at ISU (1/2)	9 at Texas (2/2)



2020-21

22-1

BIG 12

13-1

AP

2nd

COACHES

2nd

NET

2nd

#212 BAYLOR vs. #12/14 OKLAHOMA STATE | GAME 24

March 12, 2021 (Kansas City, Mo. / T-Mobile Center)

March 12, 2021 (Kansas City, Mo. / T-Mobile Center)

March 12, 2021 (Kansas City, Mo. / T-Mobile Center)

March 12, 2021 (Kansas City, Mo. / T-Mobile Center)

March 12, 2021 (Kansas City, Mo. / T-Mobile Center)

March 12, 2021 (Kansas City, Mo. / T-Mobile Center)

March 12, 2021 (Kansas City, Mo. / T-Mobile Center)

March 12, 2021 (Kansas City, Mo. / T-Mobile Center)

March 12, 2021 (Kansas City, Mo. / T-Mobile Center)

March 12, 2021 (Kansas City, Mo. / T-Mobile Center)

March 12, 2021 (Kansas City, Mo. / T-Mobile Center)

March 12, 2021 (Kansas City, Mo. / T-Mobile Center)

March 12, 2021 (Kansas City, Mo. / T-Mobile Center)

March 12, 2021 (Kansas City, Mo. / T-Mobile Center)

March 12, 2021 (Kansas City, Mo. / T-Mobile Center)

March 12, 2021 (Kansas City, Mo. / T-Mobile Center)

March 12, 2021 (Kansas City, Mo. / T-Mobile Center)

March 12, 2021 (Kansas City, Mo. / T-Mobile Center)

March 12, 2021 (Kansas City, Mo. / T-Mobile Center)

March 12, 2021 (Kansas City, Mo. / T-Mobile Center)

March 12, 2021 (Kansas City, Mo. / T-Mobile Center)

March 12, 2021 (Kansas City, Mo. / T-Mobile Center)

March 12, 2021 (Kansas City, Mo. / T-Mobile Center)

March 12, 2021 (Kansas City, Mo. / T-Mobile Center)

March 12, 2021 (Kansas City, Mo. / T-Mobile Center)

March 12, 2021 (Kansas City, Mo. / T-Mobile Center)

March 12, 2021 (Kansas City, Mo. / T-Mobile Center)

March 12, 2021 (Kansas City, Mo. / T-Mobile Center)

March 12, 2021 (Kansas City, Mo. / T-Mobile Center)

March 12, 2021 (Kansas City, Mo. / T-Mobile Center)

March 12, 2021 (Kansas City, Mo. / T-Mobile Center)

March 12, 2021 (Kansas City, Mo. / T-Mobile Center)

March 12, 2021 (Kansas City, Mo. / T-Mobile Center)

March 12, 2021 (Kansas City, Mo. / T-Mobile Center)

March 12, 2021 (Kansas City, Mo. / T-Mobile Center)

March 12, 2021 (Kansas City, Mo. / T-Mobile Center)

March 12, 2021 (Kansas City, Mo. / T-Mobile Center)

March 12, 2021 (Kansas City, Mo. / T-Mobile Center)

March 12, 2021 (Kansas City, Mo. / T-Mobile Center)

March 12, 2021 (Kansas City, Mo. / T-Mobile Center)

March 12, 2021 (Kansas City, Mo. / T-Mobile Center)

March 12, 2021 (Kansas City, Mo. / T-Mobile Center)

March 12, 2021 (Kansas City, Mo. / T-Mobile Center)

March 12, 2021 (Kansas City, Mo. / T-Mobile Center)

March 12, 2021 (Kansas City, Mo. / T-Mobile Center)

March 12, 2021 (Kansas City, Mo. / T-Mobile Center)

March 12, 2021 (Kansas City, Mo. / T-Mobile Center)

March 12, 2021 (Kansas City, Mo. / T-Mobile Center)

March 12, 2021 (Kansas City, Mo. / T-Mobile Center)

March 12, 2021 (Kansas City, Mo. / T-Mobile Center)

March 12, 2021 (Kansas City, Mo. / T-Mobile Center)

March 12, 2021 (Kansas City, Mo. / T-Mobile Center)

March 12, 2021 (Kansas City, Mo. / T-Mobile Center)

0
4
5
10
11
12
13
23
24
31
32
35
45



Flo Thamba

F • 6-10 • 245 • Jr. • Kinshasa, Congo

	MIN	PTS	REB	BLK	FG%	3FG%	FT%
SEA	14.6	3.5	4.0	0.6	.625	.000	.568
B12	13.8	3.6	3.4	0.6	.704	.000	.619
CAR	11.2	2.4	2.7	0.6	.561	.000	.557

- Junior big man with 7-foot-5 wingspan, originally from Democratic Republic of the Congo
- Started all 23 games this season after playing 19 of 30 games off bench last year (11 DNPs)
- More points & rebounds this season (81 pts, 91 reb) than all of last season (43 pts, 42 reb)
- Splitting time with Tchatchoua at 5-spot; played in 52 games off bench (12 DNPs) over first 2 seasons
- Born in Congo, lived in England, France and South Africa, emigrated to United States in 2014



LJ Cryer

G • 6-1 • 185 • Fr. • Katy, Texas

	MIN	PTS	REB	AST	FG%	3FG%	FT%
SEA	11.8	4.1	0.6	0.9	.420	.410	.667
B12	8.5	2.1	0.4	0.6	.412	.385	.000
CAR	11.8	4.1	0.6	0.9	.420	.410	.667

- True freshman guard from Katy, Texas, ranked as nation's No. 12 PG in 2020 HS class by ESPN
- Came off bench for 17 points and 2 steals in 15 minutes of first collegiate game vs. Louisiana
- Scored 3,488 points over high school career, 5th-most all-time in Texas public schools
- Averaged 34.2 points, 5.3 assists and 2.4 steals as HS senior, earning Class 6A All-State honors
- Scored 1,164 points during pandemic-shortened senior season, including 145 3FGs (4.3/game)



Jordan Turner

G/F • 6-8 • 195 • RFr. • Houston, Texas

	MIN	PTS	REB	AST	FG%	3FG%	FT%
SEA	5.9	2.5	1.6	0.4	.294	.625	.833
B12	5.1	0.0	1.5	0.0	.000	.000	.000
CAR	5.9	2.5	1.6	0.4	.294	.625	.833

- Redshirt freshman wing from Houston, attended Sunrise Christian in Bel Air, Kan.
- Took voluntary redshirt during 2019-20 season, participated on team's practice squad
- Last 5 Games Played: Combined for 20 points, 13 rebounds in 39 minutes off bench (6-of-8 on 3FGs)
- Ranked No. 11 recruit in Texas and No. 24 SF nationally in 2019 signing class by ESPN
- Twin brother, Jaly, is sophomore on Central Oklahoma basketball squad



Adam Flagler

G • 6-3 • 180 • So. • Duluth, Ga.

	MIN	PTS	REB	AST	FG%	3FG%	FT%
SEA	22.8	8.9	2.3	1.4	.462	.410	.808
B12	22.3	7.1	2.0	1.1	.388	.348	.778
CAR	27.7	13.3	3.0	1.3	.444	.391	.829

- Third-year sophomore, transfer from Presbyterian; led PC with 15.9 PPG as freshman in 2018-19
- Scored season-high 22 points in 28 minutes off bench 2/23 vs. Iowa State (11th career 20-pt gm)
- 15+ pts off bench 6x this yr (17 vs UW, 18 vs Illinois, 15 vs OU, 15 at TTU, 19 vs AUB, 22 vs ISU)
- 10+ points off bench in 10 of 21 games at Baylor; has scored 10+ points in 42 of 57 career games
- Made multiple 3-pointers in 43 of 57 career games - 3+ 3FGs 27 times, 4+ 11x, 5+ 6x, 6+ 4x



Mark Vital (VYE-tuhl) (Big 12 Defensive POY - The Athletic)

G/F • 6-5 • 250 • Sr. • Lake Charles, La.

	MIN	PTS	REB	BLK	FG%	3FG%	FT%
SEA	24.0	5.8	6.5	1.0	.474	.000	.500
B12	25.9	6.9	7.1	1.0	.574	.000	.462
CAR	25.5	6.5	6.5	0.8	.469	.130	.495

- Bruising 5th-year forward, 3-time All-Big 12 honoree and 3-time Big 12 All-Defensive Team selection
- 1 of 10 semifinalists for Naismith Defensive Player of the Year (was 1 of 4 finalists last season)
- Elected to return for final year to complete college degree, will become family's first college graduate
- Broke Baylor's Big 12 wins record (45-22), passing A.J. Walton (39-29); 10th at BU with 140 steals
- Memorable Senior Night - 10 pts, 15 rebs (1st D-D of season, 3rd career) vs. No. 18 Texas Tech (3/7)




Jared Butler (AP Big 12 POY; 1st Team All-American)

G • 6-3 • 195 • Jr. • Reserve, La.

	MIN	PTS	REB	AST	FG%	3FG%	FT%
SEA	29.8	17.2	3.3	4.9	.493	.443	.773
B12	32.0	18.0	3.4	5.0	.503	.448	.745
CAR	28.8	14.1	3.2	3.4	.434	.388	.780

- National POY candidate, up for Wooden Award, Naismith Trophy, Cousy Award, Lute Olson Award
- Will graduate in May, less than 3 yrs after enrolling in August 2018; serves on NCAA MBB Oversight Cmte
- 2nd player in program history named 1st Team A-A (Hubert Kirkpatrick 1938); 2x 1st Team All-Big 12
- Top-3 in Big 12 in steals (1st), 3FG% (1st), 3FGs (1st), points (3rd), assists (2nd), FG% (3rd)
- 20-pt games on ROAD vs 8 Big 12 teams in last 2 seasons (at KU, KSU, OU, WVUx2, ISU, TCU, OSU, UT)



Jackson Moffatt

G/F • 6-7 • 200 • So. • Magnolia, Texas

	MIN	PTS	REB	AST	FG%	3FG%	FT%
SEA	2.4	0.0	0.6	0.1	.000	.000	.000
B12	2.0	0.0	0.7	0.0	.000	.000	.000
CAR	2.3	0.0	0.4	0.1	.000	.000	.000

- Third-year sophomore walk-on wing from Magnolia High School; took voluntary redshirt in 2018-19
- Has appeared in 14 career games, totaling 6 rebounds, 1 assist and 1 steal in 31 minutes
- Scored 2,066 points during prep career, becoming Magnolia's all-time leading scorer
- 3-time first-team All-District 20-5A honoree and 2-time TABC All-Region selection
- Holds MHS record for single-game scoring with 45-point game




Jonathan Tchamwa Tchatchoua (Big 12 All-Newcomer Team) (CHAWM-wuh CHAT-chew-wuh)

F • 6-8 • 245 • So. • Douala, Cameroon

	MIN	PTS	REB	BLK	FG%	3FG%	FT%
SEA	19.5	6.7	5.3	0.8	.592	.000	.758
B12	19.9	5.4	3.8	0.8	.545	.000	.769
CAR	15.8	4.8	4.2	0.7	.541	.000	.714

- Third-year sophomore big man, transferred to BU after one season at UNLV; on practice squad last season
- Made 48% of field goals on dunks this season (29-of-61); leads Big 12 reserves with 5.3 reb/gm
- At least 6 pts/4 rebs off bench in 13 of 22 games; 10+ points in 5 games, 10+ rebounds in 2 games
- Born in Cameroon, moved to Australia for final two years of high school (MBA Global Academy)
- Played 31 games (11 starts) as freshman at UNLV, averaged 3.4 ppg, 3.5 rpg, 0.7 bpg in 13.3 mpg



Matthew Mayer (MYE-er)

G/F • 6-9 • 225 • Jr. • Austin, Texas

	MIN	PTS	REB	AST	FG%	3FG%	FT%
SEA	15.0	8.1	3.7	1.0	.504	.434	.561
B12	15.2	7.1	3.8	0.9	.481	.345	.560
CAR	12.6	5.6	2.4	0.8	.416	.368	.632

- Junior wing with length, range and quick release, provides instant offense off bench
- Scored 18 pts (15 in 2nd half) in 3/2 win at WVU, then season-high 19 pts in 3/4 win over OSU
- 2nd on team with 21.6 points per 40 minutes; shooting 55% on 2-point field goals (47-of-86)
- 10+ pts 8x this year (10 SFA, 12 UAPB, 13 UCA, 14 ASU, 16 OU, 10 KSU, 13 AUB, 18 at WVU, 19 OSU)
- 10+ points off bench in 12 of last 30 games after doing so in 7 of previous 56 career games played



MaCio Teague (may-SEE-oh) (NCAA.com Third-Team All-American AP All-Big 12 2nd Team; West Award Finalist)

G • 6-4 • 195 • Sr. • Cincinnati, Ohio

	MIN	PTS	REB	AST	FG%	3FG%	FT%
SEA	31.4	16.1	4.1	1.7	.491	.390	.846
B12	33.1	16.1	4.4	1.9	.474	.438	.806
CAR	33.6	15.6	4.4	2.3	.442	.408	.864

- All-conference in all 4 seasons (Big South 1st team in 17 & 18, Big 12 2nd team in 20 & 21)
- Nation's only active player with 1500+ career pts, 500+ rebs, 250+ assists, 125+ stls, 250+ 3FGs
- Tied BU record & 2nd-most ever by B12 player with 10 made 3FGs on way to 35 pts vs. TTU (3/7)
- 1 of 5 finalists for Jerry West SG Award - leads candidates in career PTS, ASTS, STLS, 3FGM & FT%
- BU is 48-5 since he joined team, 41-2 when he scores 10+ points, 17-1 when he leads team in pts



Zach Loveday

F • 7-0 • 215 • Fr. • Gallipolis, Ohio

	MIN	PTS	REB	BLK	FG%	3FG%	FT%
SEA	6.0	3.1	1.6	0.3	.706	.500	.750
B12	3.3	2.7	1.7	0.3	.750	1.000	.500
CAR	6.0	3.1	1.6	0.3	.706	.500	.750

- True freshman 7-footer from Ohio, played final two HS seasons at Huntington Prep in West Virginia
- Posted season-high 10 points (4-of-4 FGs) and added 2 blocks in 8 minutes vs. Alcorn State (12/30)
- Ranked No. 51 player nationally and No. 12 among centers in 2020 class by Rivals
- 1 of 5 players on 2019-20 Huntington Prep squad to sign with Division I programs
- Father, Billy Loveday, played basketball at Hanover College



Mark Paterson

G • 6-1 • 180 • Sr. • Dallas, Texas

	MIN	PTS	REB	AST	FG%	3FG%	FT%
SEA	2.2	1.3	0.9	0.0	.444	1.000	.500
B12	2.3	1.7	1.3	0.0	.667	.000	.500
CAR	2.2	1.3	0.9	0.0	.444	1.000	.500

- Walk-on in first season with Bears, played 2017 & 2018 seasons at D2 St. Edward's in Austin, Texas
- Appeared off bench in 8 games this season, posting 10 points and 7 rebounds in 17 minutes
- Scored Bears' 100th point in win at K-State, becoming first team to score 100 in Manhattan since 1992
- Appeared in 55 games at St. Edward's, averaging 2.3 ppg, 1.7 rpg, 1.0 apg in 11.1 mpg
- Played on same team as brother, Matthew, while at St. Edward's



Davion Mitchell (DAY-vee-ahn) (3rd Team All-American; B12 DPOY)

G • 6-2 • 205 • Jr. • Hinesville, Ga.

	MIN	PTS	REB	AST	FG%	3FG%	FT%
SEA	32.7	14.2	2.7	5.5	.518	.474	.706
B12	34.8	15.4	2.3	4.5	.500	.449	.667
CAR</							