



Officials: Rick Crawford, Roger Ayers, Bert Smith

Baylor - 94

Record: 19-1 (11-1)

NO.	Name	F	Min	FG		3P		FT		Rebounds			Fouls		TP	AS	TO	ST	Blocks		+/-
				M-A	M-A	M-A	OR	DR	TOT	PF	FD	BS	BA								
0	Flo Thamba	F	11:41	1-1	0-0	1-2	0	2	2	3	1	3	0	1	0	1	0	0	0	0	11
11	Mark Vital	F	34:22	3-4	0-0	1-4	5	3	8	3	4	7	2	0	2	2	2	1	3		
12	Jared Butler	G	38:42	10-21	5-11	0-1	1	2	3	5	1	25	6	2	0	1	1	7			
31	MaCio Teague	G	32:55	5-11	1-7	0-0	1	3	4	1	1	11	2	4	0	0	0	9			
45	Davion Mitchell	G	43:11	7-14	4-7	2-2	0	3	3	4	2	20	5	3	0	0	2	8			
23	Jonathan Tchamwa Tchatchoua		16:28	2-3	0-0	0-0	1	0	1	4	1	4	0	0	2	0	1	-7			
10	Adam Flagler		20:12	1-4	0-1	4-4	3	0	3	0	3	6	1	1	0	0	0	-9			
24	Matthew Mayer		27:29	7-12	3-5	1-1	2	3	5	2	4	18	0	2	4	0	0	3			
Team							1	1	2			0		1							
<b>Totals</b>				36-70	13-31	9-14	14	17	31	22	17	94	16	14	8	3	5	5			

Shooting By Period		
1st FG%	14-32	43.8%
3PT%	6-18	33.3%
FT%	1-3	33.3%
2nd FG%	18-32	56.3%
3PT%	6-12	50.0%
FT%	4-6	66.7%
OT FG%	4-6	66.7%
3PT%	1-1	100.0%
FT%	4-5	80%
GM FG%	36-70	51.4%
3PT%	13-31	41.9%
FT%	9-14	64.3%

Technical Fouls: NONE

Dead Ball Rebounds: 2, 0

West Virginia - 89

Record: 17-7 (10-5)

NO.	Name	F	Min	FG		3P		FT		Rebounds			Fouls		TP	AS	TO	ST	Blocks		+/-
				M-A	M-A	M-A	OR	DR	TOT	PF	FD	BS	BA								
1	Derek Culver	F	24:39	0-3	0-0	9-10	4	5	9	3	7	9	0	3	0	0	1	-26			
2	Jalen Bridges	F	33:00	4-9	2-5	2-2	4	3	7	3	2	12	0	1	1	1	0	-4			
11	Emmitt Matthews Jr.	F	21:01	1-5	0-0	2-2	4	0	4	0	2	4	0	2	0	0	0	-5			
4	Miles McBride	G	39:39	5-14	2-6	7-8	0	4	4	3	4	19	8	2	2	2	2	-1			
22	Sean McNeil	G	39:08	7-11	4-8	0-0	0	4	4	0	0	18	0	0	0	0	0	-2			
3	Gabe Osabuohien		24:56	0-0	0-0	0-0	1	3	4	5	1	0	3	0	2	2	0	15			
12	Taz Sherman		31:09	9-14	1-4	7-8	0	1	1	1	5	26	1	5	1	0	0	-5			
5	Jordan McCabe		07:20	0-0	0-0	0-0	0	1	1	1	0	0	2	2	0	0	0	-3			
0	Kedrian Johnson		04:08	0-0	0-0	1-2	0	0	0	1	1	1	0	1	0	0	0	6			
Team							0	2	2			0		0							
<b>Totals</b>				26-56	9-23	28-32	13	23	36	17	22	89	14	16	6	5	3	-5			

Shooting By Period		
1st FG%	10-22	45.5%
3PT%	3-8	37.5%
FT%	8-10	80%
2nd FG%	15-29	51.7%
3PT%	5-12	41.7%
FT%	15-16	93.8%
OT FG%	1-5	20.0%
3PT%	1-3	33.3%
FT%	5-6	83.3%
GM FG%	26-56	46.4%
3PT%	9-23	39.1%
FT%	28-32	87.5%

Technical Fouls: NONE

Dead Ball Rebounds: 4, 0

	BAY	WVU
Biggest lead	12 (1 <sup>st</sup> 13:26)	7 (2 <sup>nd</sup> 13:54)
Best Scoring Run	8 (1 <sup>st</sup> 16:40)	10 (2 <sup>nd</sup> 13:54)
Lead Changes	10	
Times Tied	9	
Time with Lead	25:50	15:11

	BAY	WVU
Points from	18	16
Turnovers	42	20
Paint	13	10
Second Chance	6	4
Fast Breaks	28	27
Bench		

	Period by Period Scoring			
	1st	2nd	OT1	TOT
BAY	35	46	13	94
WVU	31	50	8	89



**Baylor at West Virginia**

03/02/21 WVU Coliseum, Morgantown, W.Va.  
Baylor at West Virginia

**Game Time:** 5:00 PM  
**Game Duration:** 2:25  
**Attendance:** 2,800

**Officials:** Rick Crawford, Roger Ayers, Bert Smith

**Period 1**

**Quarter Starters:**

<b>WVU</b>	1 Culver D	2 Bridges J	4 McBride M	11 Matthews Jr. E	22 McNeil S
<b>BAY</b>	0 Thamba F	11 Vital M	12 Butler J	31 Teague M	45 Mitchell D

Game Time	WVU	Score	Diff	BAY
20:00	1 CULVER D jumpball lost			0 THAMBA F jumpball won
19:34		<b>0-2</b>	<b>-2</b>	31 TEAGUE M 2pt FG in the paint, driving layup made (2)
19:27	1 CULVER D turnover travel (1)			
19:10				12 BUTLER J 2pt FG from turnover outside the paint, jump shot missed
19:07	1 CULVER D defensive rebound (1)			
18:45	1 CULVER D 2pt FG outside the paint, jump shot missed			
18:41				11 VITAL M defensive rebound (1)
18:34		<b>0-4</b>	<b>-4</b>	45 MITCHELL D 2pt FG in the paint, driving layup made (2)
18:14	2 BRIDGES J 2pt FG in the paint, driving layup missed			
18:11	1 CULVER D offensive rebound (2)			
18:10	1 CULVER D foul drawn (1)			0 THAMBA F foul shooting (1 - 1)
18:10	1 CULVER D free throw 1 - 2 made (1)	<b>1-4</b>	<b>-3</b>	
18:10	1 CULVER D free throw 2 - 2 made (2)	<b>2-4</b>	<b>-2</b>	
17:57		<b>2-6</b>	<b>-4</b>	11 VITAL M 2pt FG in the paint, driving layup made (2)
17:57	1 CULVER D foul shooting (1 - 1)			11 VITAL M foul drawn (1)
17:57		<b>2-7</b>	<b>-5</b>	11 VITAL M free throw 1 - 1 made (3)
17:38	11 MATTHEWS JR. E 2pt FG outside the paint, turnaround jump shot missed			
17:36				defensive rebound (2)
17:29				45 MITCHELL D 3pt FG , jump shot missed
17:26				11 VITAL M offensive rebound (2)
17:11		<b>2-10</b>	<b>-8</b>	12 BUTLER J 3pt FG second chance, jump shot made (3)
16:50	4 MCBRIDE M 2pt FG in the paint, jump shot blocked			
16:50				12 BUTLER J block (1)
16:45				0 THAMBA F defensive rebound (1)
16:40		<b>2-12</b>	<b>-10</b>	12 BUTLER J 2pt FG in the paint, driving layup made (5)
16:29	Timeout 30 Sec			
16:29	2 BRIDGES J substitution out			
16:29	11 MATTHEWS JR. E substitution out			
16:29	3 OSABUOHEN G substitution in			
16:29	12 SHERMAN T substitution in			
16:29				0 THAMBA F substitution out
16:29				23 TCHAMWA TCHATCHOUA J substitution in
16:16	12 SHERMAN T 2pt FG in the paint, layup made (2)	<b>4-12</b>	<b>-8</b>	
16:16	4 MCBRIDE M assist (1)			
16:00				31 TEAGUE M 3pt FG , jump shot missed
15:56	4 MCBRIDE M defensive rebound (1)			
15:54	4 MCBRIDE M foul drawn (1)			11 VITAL M foul shooting (1 - 2)
15:54	4 MCBRIDE M free throw 1 - 2 made (1)	<b>5-12</b>	<b>-7</b>	
15:54	4 MCBRIDE M free throw 2 - 2 made (2)	<b>6-12</b>	<b>-6</b>	
15:26		<b>6-15</b>	<b>-9</b>	45 MITCHELL D 3pt FG , jump shot made (5)
15:05	1 CULVER D turnover lost ball (2)			11 VITAL M steal (1)
15:02				12 BUTLER J turnover out of bounds (1)



**Baylor at West Virginia**

03/02/21 WVU Coliseum, Morgantown, W.Va.  
Baylor at West Virginia

**Game Time:** 5:00 PM  
**Game Duration:** 2:25  
**Attendance:** 2,800

**Officials:** Rick Crawford, Roger Ayers, Bert Smith

Game Time	WVU	Score	Diff	BAY
15:02				11 VITAL M substitution out
15:02				31 TEAGUE M substitution out
15:02				10 FLAGLER A substitution in
15:02				24 MAYER M substitution in
14:42	1 CULVER D foul drawn (2)			23 TCHAMWA TCHATCHOVA J foul shooting (1 - 3)
14:42	1 CULVER D free throw 1 - 2 made (3)	<b>7-15</b>	<b>-8</b>	
14:42	1 CULVER D free throw 2 - 2 missed			
14:42				12 BUTLER J defensive rebound (1)
14:31		<b>7-18</b>	<b>-11</b>	24 MAYER M 3pt FG , jump shot made (3)
14:31				45 MITCHELL D assist (1)
14:07	12 SHERMAN T foul drawn (1)			45 MITCHELL D foul personal (1 - 4)
13:58	4 MCBRIDE M 2pt FG outside the paint, step back jump shot made (4)	<b>9-18</b>	<b>-9</b>	
13:26		<b>9-21</b>	<b>-12</b>	45 MITCHELL D 3pt FG , jump shot made (8)
12:58	22 MCNEIL S 3pt FG , jump shot made (3)	<b>12-21</b>	<b>-9</b>	
12:58	4 MCBRIDE M assist (2)			
12:33		<b>12-23</b>	<b>-11</b>	23 TCHAMWA TCHATCHOVA J 2pt FG in the paint, dunk, made (2)
12:33				10 FLAGLER A assist (1)
12:16	1 CULVER D foul drawn (3)			23 TCHAMWA TCHATCHOVA J foul personal (2 - 5)
12:16	1 CULVER D substitution out			
12:16	2 BRIDGES J substitution in			
12:16				12 BUTLER J substitution out
12:16				23 TCHAMWA TCHATCHOVA J substitution out
12:16				11 VITAL M substitution in
12:16				31 TEAGUE M substitution in
12:14	22 MCNEIL S 3pt FG , jump shot missed			
12:10				31 TEAGUE M defensive rebound (1)
12:03	3 OSABUOHEN G foul shooting (1 - 2)			11 VITAL M foul drawn (2)
12:03				11 VITAL M free throw 1 - 2 missed
12:03				offensive dead ball rebound (1)
12:03				11 VITAL M free throw 2 - 2 missed
12:03	3 OSABUOHEN G defensive rebound (1)			
11:48	12 SHERMAN T turnover lost ball (1)			
11:48				Timeout media
11:39				45 MITCHELL D turnover bad pass (1)
11:24	4 MCBRIDE M 2pt FG from turnover outside the paint, jump shot missed			
11:21	2 BRIDGES J offensive rebound (1)			
11:16	12 SHERMAN T 3pt FG from turnover second chance, jump shot missed			
11:12	2 BRIDGES J offensive rebound (2)			
11:09	2 BRIDGES J turnover lost ball (1)			24 MAYER M steal (1)
10:53	12 SHERMAN T steal (1)			31 TEAGUE M turnover bad pass (1)
10:47	12 SHERMAN T 2pt FG from turnover in the paint, jump shot made (4)	<b>14-23</b>	<b>-9</b>	
10:30				10 FLAGLER A 2pt FG outside the paint, jump shot missed
10:26	2 BRIDGES J defensive rebound (3)			
10:13	2 BRIDGES J 3pt FG , jump shot missed			
10:10				11 VITAL M defensive rebound (3)
10:01				31 TEAGUE M 3pt FG , jump shot missed



**Baylor at West Virginia**

03/02/21 WVU Coliseum, Morgantown, W.Va.  
Baylor at West Virginia

**Game Time:** 5:00 PM  
**Game Duration:** 2:25  
**Attendance:** 2,800

**Officials:** Rick Crawford, Roger Ayers, Bert Smith

Game Time	WVU	Score	Diff	BAY
09:57	3 OSABUOHIEN G defensive rebound (2)			
09:38	12 SHERMAN T 2pt FG in the paint, layup made (6)	<b>16-23</b>	<b>-7</b>	
09:38	4 MCBRIDE M assist (3)			
09:26				Timeout 30 Sec
09:26	2 BRIDGES J substitution out			
09:26	3 OSABUOHIEN G substitution out			
09:26	4 MCBRIDE M substitution out			
09:26	1 CULVER D substitution in			
09:26	5 MCCABE J substitution in			
09:26	11 MATTHEWS JR. E substitution in			
09:26				10 FLAGLER A substitution out
09:26				24 MAYER M substitution out
09:26				0 THAMBA F substitution in
09:26				12 BUTLER J substitution in
09:12				12 BUTLER J 3pt FG , jump shot missed
09:08	5 MCCABE J defensive rebound (1)			
08:48	12 SHERMAN T 2pt FG in the paint, floating jump shot made (8)	<b>18-23</b>	<b>-5</b>	
08:27		<b>18-26</b>	<b>-8</b>	12 BUTLER J 3pt FG , jump shot made (8)
08:27				45 MITCHELL D assist (2)
08:09	12 SHERMAN T 2pt FG outside the paint, jump shot made (10)	<b>20-26</b>	<b>-6</b>	
07:54				31 TEAGUE M 3pt FG , jump shot missed
07:51	1 CULVER D defensive rebound (3)			
07:44	1 CULVER D foul drawn (4)			0 THAMBA F foul personal (2 - 6)
07:44	Timeout media			
07:44	22 MCNEIL S substitution out			
07:44	2 BRIDGES J substitution in			
07:44				0 THAMBA F substitution out
07:44				23 TCHAMWA TCHATCHOUA J substitution in
07:44	Timeout 30 Sec			
07:26	2 BRIDGES J 2pt FG outside the paint, floating jump shot missed			
07:23	11 MATTHEWS JR. E offensive rebound (1)			
07:23	jump ball situation			
07:22	5 MCCABE J turnover bad pass (1)			23 TCHAMWA TCHATCHOUA J steal (1)
07:09		<b>20-28</b>	<b>-8</b>	23 TCHAMWA TCHATCHOUA J 2pt FG from turnover in the paint, dunk, made (4)
07:09				31 TEAGUE M assist (1)
06:45	11 MATTHEWS JR. E 2pt FG outside the paint, jump shot missed			
06:41				12 BUTLER J defensive rebound (2)
06:35		<b>20-30</b>	<b>-10</b>	31 TEAGUE M 2pt FG in the paint, jump shot made (4)
06:20	2 BRIDGES J 3pt FG , jump shot made (3)	<b>23-30</b>	<b>-7</b>	
06:20	5 MCCABE J assist (1)			
05:56		<b>23-32</b>	<b>-9</b>	11 VITAL M 2pt FG in the paint, dunk, made (5)
05:56				45 MITCHELL D assist (3)
05:33	12 SHERMAN T foul drawn (2)			12 BUTLER J foul shooting (1 - 7)
05:33	12 SHERMAN T free throw 1 - 2 made (11)	<b>24-32</b>	<b>-8</b>	
05:33	5 MCCABE J substitution out			
05:33	11 MATTHEWS JR. E substitution out			
05:33	4 MCBRIDE M substitution in			



**Baylor at West Virginia**

03/02/21 WVU Coliseum, Morgantown, W.Va.  
Baylor at West Virginia

**Game Time:** 5:00 PM  
**Game Duration:** 2:25  
**Attendance:** 2,800

**Officials:** Rick Crawford, Roger Ayers, Bert Smith

Game Time	WVU	Score	Diff	BAY
05:33	22 MCNEIL S substitution in			
05:33	12 SHERMAN T free throw 2 - 2 made (12)	<b>25-32</b>	<b>-7</b>	
05:33	12 SHERMAN T substitution out			
05:33	0 JOHNSON K substitution in			
05:16				12 BUTLER J 3pt FG , jump shot missed
05:12	4 MCBRIDE M defensive rebound (2)			
05:06	2 BRIDGES J 3pt FG , jump shot missed			
05:02				31 TEAGUE M defensive rebound (2)
04:59	2 BRIDGES J foul personal (1 - 3)			11 VITAL M foul drawn (3)
04:56				31 TEAGUE M 3pt FG , jump shot missed
04:52	2 BRIDGES J defensive rebound (4)			
04:48	22 MCNEIL S 3pt FG , jump shot missed			
04:44				31 TEAGUE M defensive rebound (3)
04:37				31 TEAGUE M substitution out
04:37				10 FLAGLER A substitution in
04:33				45 MITCHELL D 2pt FG outside the paint, jump shot missed
04:30	1 CULVER D defensive rebound (4)			
04:28	1 CULVER D foul offensive (2 - 4)			23 TCHAMWA TCHATCHOUA J foul drawn (1)
04:28	1 CULVER D turnover offensive (3)			
04:28	1 CULVER D substitution out			
04:28	3 OSABUOHEN G substitution in			
04:14	3 OSABUOHEN G steal (1)			45 MITCHELL D turnover bad pass (2)
04:02	4 MCBRIDE M 2pt FG from turnover in the paint, floating jump shot made (6)	<b>27-32</b>	<b>-5</b>	
03:28				turnover shot clock (5)
03:28				Timeout media
03:28				11 VITAL M substitution out
03:28				24 MAYER M substitution in
03:07	0 JOHNSON K foul offensive (1 - 5)			10 FLAGLER A foul drawn (1)
03:07	0 JOHNSON K turnover offensive (1)			
02:52				12 BUTLER J 3pt FG from turnover, jump shot missed
02:48				24 MAYER M offensive rebound (1)
02:46				12 BUTLER J 3pt FG from turnover second chance, jump shot missed
02:40				10 FLAGLER A offensive rebound (1)
02:39				45 MITCHELL D 3pt FG from turnover second chance, jump shot missed
02:35				10 FLAGLER A offensive rebound (2)
02:28				12 BUTLER J 2pt FG from turnover second chance in the paint, driving layup missed
02:25				23 TCHAMWA TCHATCHOUA J offensive rebound (1)
02:18				24 MAYER M 2pt FG from turnover second chance outside the paint, jump shot missed
02:12	3 OSABUOHEN G defensive rebound (3)			
02:06	4 MCBRIDE M 3pt FG , jump shot made (9)	<b>30-32</b>	<b>-2</b>	
01:43				24 MAYER M 3pt FG , jump shot missed
01:39				10 FLAGLER A offensive rebound (3)
01:34				45 MITCHELL D 3pt FG second chance, jump shot missed
01:33				24 MAYER M offensive rebound (2)
01:32				24 MAYER M 2pt FG second chance in the paint, layup missed
01:30	4 MCBRIDE M defensive rebound (3)			



**Baylor at West Virginia**

03/02/21 WVU Coliseum, Morgantown, W.Va.  
Baylor at West Virginia

**Game Time:** 5:00 PM  
**Game Duration:** 2:25  
**Attendance:** 2,800

**Officials:** Rick Crawford, Roger Ayers, Bert Smith

Game Time	WVU	Score	Diff	BAY
01:25	0 JOHNSON K foul drawn (1)			23 TCHAMWA TCHATCHOVA J foul shooting (3 - 8)
01:25	0 JOHNSON K free throw 1 - 2 missed			
01:25	offensive dead ball rebound (1)			
01:25				12 BUTLER J substitution out
01:25				23 TCHAMWA TCHATCHOVA J substitution out
01:25				11 VITAL M substitution in
01:25				31 TEAGUE M substitution in
01:25	0 JOHNSON K free throw 2 - 2 made (1)	<b>31-32</b>	<b>-1</b>	
01:25	0 JOHNSON K substitution out			
01:25	12 SHERMAN T substitution in			
01:04	2 BRIDGES J foul personal (2 - 6)			31 TEAGUE M foul drawn (1)
01:04	2 BRIDGES J substitution out			
01:04	11 MATTHEWS JR. E substitution in			
00:48				31 TEAGUE M turnover travel (2)
00:25	11 MATTHEWS JR. E turnover lost ball (1)			24 MAYER M steal (2)
00:01	3 OSABUOHEN G foul drawn (1)			24 MAYER M foul offensive (1 - 9)
00:01				24 MAYER M turnover offensive (1)
00:01	12 SHERMAN T turnover (2)			
00:01				10 FLAGLER A substitution out
00:01				24 MAYER M substitution out
00:01				0 THAMBA F substitution in
00:01				12 BUTLER J substitution in
00:01	22 MCNEIL S substitution out			
00:01	1 CULVER D substitution in			
00:01				31 TEAGUE M substitution out
00:01				10 FLAGLER A substitution in
00:00		<b>31-35</b>	<b>-4</b>	12 BUTLER J 3pt FG from turnover, jump shot made (11)
00:00				45 MITCHELL D assist (4)
<b>END OF PERIOD</b>				
<b>WVU 31-35 BAY</b>				



**Baylor at West Virginia**

03/02/21 WVU Coliseum, Morgantown, W.Va.  
Baylor at West Virginia

Game Time: 5:00 PM  
Game Duration: 2:25  
Attendance: 2,800

Officials: Rick Crawford, Roger Ayers, Bert Smith

**Baylor - 35**

NO.	Name	Min	FG			Rebounds			Fouls		TP	AS	TO	ST	Blocks		+/-
			M-A	M-A	M-A	OR	DR	TOT	PF	FD					BS	BA	
0	Flo Thamba	F 05:14	0-0	0-0	0-0	0	1	1	2	0	0	0	0	0	0	0	12
11	Mark Vital	F 15:11	2-2	0-0	1-3	1	2	3	1	3	5	0	0	1	0	0	5
12	Jared Butler	G 15:46	4-10	3-7	0-0	0	2	2	1	0	11	0	1	0	1	0	9
31	MaCio Teague	G 14:01	2-6	0-4	0-0	0	3	3	0	1	4	1	2	0	0	0	4
45	Davion Mitchell	G 20:00	3-7	2-5	0-0	0	0	0	1	0	8	4	2	0	0	0	4
23	Jonathan Tchamwa Tchatchoua	10:32	2-2	0-0	0-0	1	0	1	3	1	4	0	0	1	0	0	-3
10	Adam Flagler	10:13	0-1	0-0	0-0	3	0	3	0	1	0	1	0	0	0	0	-5
24	Matthew Mayer	09:03	1-4	1-2	0-0	2	0	2	1	0	3	0	1	2	0	0	-6
Team						0	1	1			0		1				
<b>Totals</b>			14-32	6-18	1-3	7	9	16	9	6	35	6	7	4	1	0	4

Shooting By Period		
1st FG%	14-32	43.8%
3PT%	6-18	33.3%
FT%	1-3	33.3%
GM FG%	14-32	43.8%
3PT%	6-18	33.3%
FT%	1-3	33.3%

Dead Ball Rebounds: 1, 0

Technical Fouls: NONE

**West Virginia - 31**

NO.	Name	Min	FG			Rebounds			Fouls		TP	AS	TO	ST	Blocks		+/-
			M-A	M-A	M-A	OR	DR	TOT	PF	FD					BS	BA	
1	Derek Culver	F 12:43	0-1	0-0	3-4	1	3	4	2	4	3	0	3	0	0	0	-14
2	Jalen Bridges	F 13:01	1-5	1-3	0-0	2	2	4	2	0	3	0	1	0	0	0	-1
11	Emmitt Matthews Jr.	F 08:28	0-2	0-0	0-0	1	0	1	0	0	0	0	1	0	0	0	-14
4	Miles McBride	G 16:07	3-5	1-1	2-2	0	3	3	0	1	9	3	0	0	0	1	-3
22	Sean McNeil	G 17:48	1-3	1-3	0-0	0	0	0	0	0	3	0	0	0	0	0	1
3	Gabe Osabuohien	11:31	0-0	0-0	0-0	0	3	3	1	1	0	0	0	1	0	0	6
12	Taz Sherman	12:21	5-6	0-1	2-2	0	0	0	0	2	12	0	2	1	0	0	0
5	Jordan McCabe	03:53	0-0	0-0	0-0	0	1	1	0	0	0	1	1	0	0	0	-1
0	Kedrian Johnson	04:08	0-0	0-0	1-2	0	0	0	1	1	1	0	1	0	0	0	6
Team						0	0	0			0		0				
<b>Totals</b>			10-22	3-8	8-10	4	12	16	6	9	31	4	9	2	0	1	-4

Shooting By Period		
1st FG%	10-22	45.5%
3PT%	3-8	37.5%
FT%	8-10	80%
GM FG%	10-22	45.5%
3PT%	3-8	37.5%
FT%	8-10	80.0%

Dead Ball Rebounds: 1, 0

Technical Fouls: NONE

	BAY	WVU
Biggest lead	12 (1 <sup>st</sup> 13:26)	0 (1 <sup>st</sup> 20:00)
Best Scoring Run	8 (1 <sup>st</sup> 16:40)	8 (1 <sup>st</sup> 1:25)
Lead Changes	0	
Times Tied	0	
Time with Lead	19:34	00:00

	BAY	WVU
Points from		
Turnovers	5	5
Paint	16	10
Second Chance	3	2
Fast Breaks	0	0
Bench	7	13

	Period by Period Scoring			
	1st	2nd	OT1	TOT
BAY	35	46	13	94
WVU	31	50	8	89



**Baylor at West Virginia**

03/02/21 WVU Coliseum, Morgantown, W.Va.  
Baylor at West Virginia

**Game Time:** 5:00 PM  
**Game Duration:** 2:25  
**Attendance:** 2,800

**Officials:** Rick Crawford, Roger Ayers, Bert Smith

**Period 2**

**Quarter Starters:**

<b>WVU</b>	1 Culver D	2 Bridges J	3 Osabuohien G	4 McBride M	22 McNeil S
<b>BAY</b>	0 Thamba F	11 Vital M	12 Butler J	31 Teague M	45 Mitchell D

Game Time	WVU	Score	Diff	BAY
20:00	11 MATTHEWS JR. E substitution out			
20:00	12 SHERMAN T substitution out			
20:00	2 BRIDGES J substitution in			
20:00	22 MCNEIL S substitution in			
20:00				10 FLAGLER A substitution out
20:00				31 TEAGUE M substitution in
19:45		<b>31-37</b>	<b>-6</b>	12 BUTLER J 2pt FG in the paint, driving layup made (13)
19:39	Timeout 30 Sec			
19:39	1 CULVER D substitution out			
19:39	11 MATTHEWS JR. E substitution in			
19:21	4 MCBRIDE M 3pt FG , jump shot missed			
19:18				0 THAMBA F defensive rebound (2)
19:18				0 THAMBA F turnover travel (1)
19:12	11 MATTHEWS JR. E 2pt FG from turnover in the paint, driving layup missed			
19:09	2 BRIDGES J offensive rebound (5)			
19:07	2 BRIDGES J 2pt FG from turnover second chance in the paint, layup made (5)	<b>33-37</b>	<b>-4</b>	
18:54				45 MITCHELL D 2pt FG in the paint, driving layup blocked
18:54	3 OSABUOHIE G block (1)			
18:54				offensive rebound (18)
18:43				31 TEAGUE M 3pt FG second chance, jump shot missed
18:42	defensive rebound (18)			
18:29	22 MCNEIL S 2pt FG outside the paint, jump shot made (5)	<b>35-37</b>	<b>-2</b>	
18:29	3 OSABUOHIE G assist (1)			
18:00		<b>35-40</b>	<b>-5</b>	31 TEAGUE M 3pt FG , jump shot made (7)
17:45	2 BRIDGES J 3pt FG , jump shot missed			
17:45	11 MATTHEWS JR. E offensive rebound (2)			
17:45	11 MATTHEWS JR. E foul drawn (1)			45 MITCHELL D foul personal (2 - 1)
17:36	2 BRIDGES J foul drawn (1)			45 MITCHELL D foul shooting (3 - 2)
17:36	2 BRIDGES J free throw 1 - 2 made (6)	<b>36-40</b>	<b>-4</b>	
17:36				45 MITCHELL D substitution out
17:36				10 FLAGLER A substitution in
17:36				0 THAMBA F substitution out
17:36				23 TCHAMWA TCHATCHOUA J substitution in
17:36	2 BRIDGES J free throw 2 - 2 made (7)	<b>37-40</b>	<b>-3</b>	
17:21				23 TCHAMWA TCHATCHOUA J 2pt FG in the paint, layup blocked
17:21	3 OSABUOHIE G block (2)			
17:15	22 MCNEIL S defensive rebound (1)			
17:13	22 MCNEIL S 3pt FG , jump shot made (8)	<b>40-40</b>	<b>0</b>	
17:13	4 MCBRIDE M assist (4)			
16:45		<b>40-43</b>	<b>-3</b>	12 BUTLER J 3pt FG , jump shot made (16)
16:26	22 MCNEIL S 2pt FG outside the paint, jump shot made (10)	<b>42-43</b>	<b>-1</b>	





**Baylor at West Virginia**

03/02/21 WVU Coliseum, Morgantown, W.Va.  
Baylor at West Virginia

**Game Time:** 5:00 PM  
**Game Duration:** 2:25  
**Attendance:** 2,800

**Officials:** Rick Crawford, Roger Ayers, Bert Smith

Game Time	WVU	Score	Diff	BAY
15:58				10 FLAGLER A 2pt FG outside the paint, jump shot missed
15:54				11 VITAL M offensive rebound (4)
15:47				31 TEAGUE M turnover out of bounds (3)
15:47	Timeout media			
15:47	2 BRIDGES J substitution out			
15:47	12 SHERMAN T substitution in			
15:47				31 TEAGUE M substitution out
15:47				45 MITCHELL D substitution in
15:23	22 MCNEIL S 3pt FG from turnover, jump shot made (13)	<b>45-43</b>	<b>2</b>	
14:52				12 BUTLER J 3pt FG , jump shot missed
14:48	22 MCNEIL S defensive rebound (2)			
14:29	22 MCNEIL S 3pt FG , jump shot made (16)	<b>48-43</b>	<b>5</b>	
14:29	4 MCBRIDE M assist (5)			
13:58	4 MCBRIDE M steal (1)			45 MITCHELL D turnover bad pass (3)
13:54	11 MATTHEWS JR. E 2pt FG fast break from turnover in the paint, dunk, made (2)	<b>50-43</b>	<b>7</b>	
13:54	4 MCBRIDE M assist (6)			
13:54				Timeout 30 Sec
13:54	3 OSABUOHEN G substitution out			
13:54	1 CULVER D substitution in			
13:54				23 TCHAMWA TCHATCHOUA J substitution out
13:54				24 MAYER M substitution in
13:34		<b>50-46</b>	<b>4</b>	45 MITCHELL D 3pt FG , jump shot made (11)
13:34				12 BUTLER J assist (1)
13:06	22 MCNEIL S 3pt FG , jump shot missed			
13:03	11 MATTHEWS JR. E offensive rebound (3)			
12:59	1 CULVER D 2pt FG second chance in the paint, layup blocked			
12:59				11 VITAL M block (1)
12:58	1 CULVER D offensive rebound (5)			
12:56	1 CULVER D 2pt FG second chance in the paint, layup missed			
12:55				24 MAYER M defensive rebound (3)
12:55	1 CULVER D foul personal (3 - 1)			24 MAYER M foul drawn (1)
12:55	1 CULVER D substitution out			
12:55	3 OSABUOHEN G substitution in			
12:32		<b>50-48</b>	<b>2</b>	10 FLAGLER A 2pt FG outside the paint, floating jump shot made (2)
12:26	12 SHERMAN T foul drawn (3)			12 BUTLER J foul shooting (2 - 3)
12:26	12 SHERMAN T free throw 1 - 2 made (13)	<b>51-48</b>	<b>3</b>	
12:26	4 MCBRIDE M substitution out			
12:26	5 MCCABE J substitution in			
12:26	12 SHERMAN T free throw 2 - 2 made (14)	<b>52-48</b>	<b>4</b>	
12:08				24 MAYER M 3pt FG , jump shot missed
12:04				11 VITAL M offensive rebound (5)
12:01		<b>52-50</b>	<b>2</b>	12 BUTLER J 2pt FG second chance in the paint, driving layup made (18)
12:01				11 VITAL M assist (1)
11:44	11 MATTHEWS JR. E 2pt FG in the paint, driving layup missed			
11:42				45 MITCHELL D defensive rebound (1)
11:41	3 OSABUOHEN G foul shooting (2 - 2)			10 FLAGLER A foul drawn (2)
11:41	Timeout media			



**Baylor at West Virginia**

03/02/21 WVU Coliseum, Morgantown, W.Va.  
Baylor at West Virginia

**Game Time:** 5:00 PM  
**Game Duration:** 2:25  
**Attendance:** 2,800

**Officials:** Rick Crawford, Roger Ayers, Bert Smith

Game Time	WVU	Score	Diff	BAY
11:41	22 MCNEIL S substitution out			
11:41	2 BRIDGES J substitution in			
11:41		<b>52-51</b>	<b>1</b>	10 FLAGLER A free throw fast break 1 - 2 made (3)
11:41		<b>52-52</b>	<b>0</b>	10 FLAGLER A free throw fast break 2 - 2 made (4)
11:22	12 SHERMAN T foul drawn (4)			11 VITAL M foul shooting (2 - 4)
11:22	12 SHERMAN T free throw 1 - 2 made (15)	<b>53-52</b>	<b>1</b>	
11:22	12 SHERMAN T free throw 2 - 2 made (16)	<b>54-52</b>	<b>2</b>	
11:10				10 FLAGLER A 3pt FG , jump shot missed
11:06				11 VITAL M offensive rebound (6)
10:58		<b>54-54</b>	<b>0</b>	24 MAYER M 2pt FG second chance in the paint, layup made (5)
10:58				11 VITAL M assist (2)
10:58	3 OSABUOHIE G foul shooting (3 - 3)			24 MAYER M foul drawn (2)
10:58	5 MCCABE J substitution out			
10:58	4 MCBRIDE M substitution in			
10:58		<b>54-55</b>	<b>-1</b>	24 MAYER M free throw 1 - 1 made (6)
10:40	2 BRIDGES J 2pt FG in the paint, layup made (9)	<b>56-55</b>	<b>1</b>	
10:40	12 SHERMAN T assist (1)			
10:25	3 OSABUOHIE G steal (2)			24 MAYER M turnover lost ball (2)
10:20	12 SHERMAN T 2pt FG fast break from turnover in the paint, driving layup made (18)	<b>58-55</b>	<b>3</b>	
10:20	4 MCBRIDE M assist (7)			
10:00	jump ball situation			
10:00	4 MCBRIDE M steal (2)			10 FLAGLER A turnover lost ball (1)
10:00	11 MATTHEWS JR. E substitution out			
10:00	22 MCNEIL S substitution in			
09:41	2 BRIDGES J foul drawn (2)			12 BUTLER J foul personal (3 - 5)
09:41				12 BUTLER J substitution out
09:41				31 TEAGUE M substitution in
09:29	4 MCBRIDE M 2pt FG from turnover in the paint, layup made (11)	<b>60-55</b>	<b>5</b>	
09:14				31 TEAGUE M 3pt FG , jump shot missed
09:10	22 MCNEIL S defensive rebound (3)			
09:04	12 SHERMAN T 3pt FG , jump shot missed			
09:01	3 OSABUOHIE G offensive rebound (4)			
08:54	4 MCBRIDE M 3pt FG second chance, jump shot missed			
08:52				24 MAYER M defensive rebound (4)
08:52	3 OSABUOHIE G foul personal (4 - 4)			24 MAYER M foul drawn (3)
08:52	3 OSABUOHIE G substitution out			
08:52	1 CULVER D substitution in			
08:52				10 FLAGLER A substitution out
08:52				12 BUTLER J substitution in
08:52				11 VITAL M substitution out
08:52				23 TCHAMWA TCHATCHOUA J substitution in
08:35				45 MITCHELL D 2pt FG in the paint, driving layup blocked
08:35	4 MCBRIDE M block (1)			
08:29				31 TEAGUE M offensive rebound (4)
08:28		<b>60-58</b>	<b>2</b>	45 MITCHELL D 3pt FG second chance, jump shot made (14)
08:28				31 TEAGUE M assist (2)



**Baylor at West Virginia**

03/02/21 WVU Coliseum, Morgantown, W.Va.  
Baylor at West Virginia

**Game Time:** 5:00 PM  
**Game Duration:** 2:25  
**Attendance:** 2,800

**Officials:** Rick Crawford, Roger Ayers, Bert Smith

Game Time	WVU	Score	Diff	BAY
08:07	12 SHERMAN T 2pt FG outside the paint, step back jump shot made (20)	<b>62-58</b>	<b>4</b>	
07:44		<b>62-60</b>	<b>2</b>	24 MAYER M 2pt FG in the paint, layup made (8)
07:44				12 BUTLER J assist (2)
07:19	4 MCBRIDE M 2pt FG outside the paint, jump shot missed			
07:16	1 CULVER D offensive rebound (6)			
07:15	1 CULVER D foul drawn (5)			23 TCHAMWA TCHATCHOVA J foul shooting (4 - 6)
07:15	Timeout media			
07:15	12 SHERMAN T substitution out			
07:15	22 MCNEIL S substitution out			
07:15	5 MCCABE J substitution in			
07:15	11 MATTHEWS JR. E substitution in			
07:15				23 TCHAMWA TCHATCHOVA J substitution out
07:15				0 THAMBA F substitution in
07:15	1 CULVER D free throw 1 - 2 made (4)	<b>63-60</b>	<b>3</b>	
07:15	1 CULVER D free throw 2 - 2 made (5)	<b>64-60</b>	<b>4</b>	
07:02	5 MCCABE J foul shooting (1 - 5)			0 THAMBA F foul drawn (1)
07:02				0 THAMBA F free throw 1 - 2 missed
07:02				offensive dead ball rebound (2)
07:02		<b>64-61</b>	<b>3</b>	0 THAMBA F free throw 2 - 2 made (1)
06:50	5 MCCABE J turnover bad pass (2)			24 MAYER M steal (3)
06:45		<b>64-63</b>	<b>1</b>	45 MITCHELL D 2pt FG fast break from turnover in the paint, driving layup made (16)
06:19	4 MCBRIDE M 3pt FG , jump shot made (14)	<b>67-63</b>	<b>4</b>	
06:19	5 MCCABE J assist (2)			
05:57				12 BUTLER J 2pt FG in the paint, jump shot missed
05:52				12 BUTLER J offensive rebound (3)
05:50				12 BUTLER J 2pt FG second chance in the paint, layup missed
05:47	4 MCBRIDE M defensive rebound (4)			
05:46	4 MCBRIDE M 2pt FG outside the paint, jump shot missed			
05:43				45 MITCHELL D defensive rebound (2)
05:38		<b>67-65</b>	<b>2</b>	31 TEAGUE M 2pt FG fast break in the paint, driving layup made (9)
05:18	4 MCBRIDE M 2pt FG in the paint, jump shot missed			
05:16	11 MATTHEWS JR. E offensive rebound (4)			
05:16	11 MATTHEWS JR. E foul drawn (2)			0 THAMBA F foul shooting (3 - 7)
05:16	11 MATTHEWS JR. E free throw 1 - 2 made (3)	<b>68-65</b>	<b>3</b>	
05:16	2 BRIDGES J substitution out			
05:16	5 MCCABE J substitution out			
05:16	12 SHERMAN T substitution in			
05:16	22 MCNEIL S substitution in			
05:16	11 MATTHEWS JR. E free throw 2 - 2 made (4)	<b>69-65</b>	<b>4</b>	
04:56		<b>69-67</b>	<b>2</b>	0 THAMBA F 2pt FG in the paint, layup made (3)
04:56				12 BUTLER J assist (3)
04:22	11 MATTHEWS JR. E turnover lost ball (2)			24 MAYER M steal (4)
04:21	12 SHERMAN T foul personal (1 - 6)			24 MAYER M foul drawn (4)
04:21	1 CULVER D substitution out			
04:21	11 MATTHEWS JR. E substitution out			
04:21	2 BRIDGES J substitution in			
04:21	3 OSABUOHEN G substitution in			



**Baylor at West Virginia**

03/02/21 WVU Coliseum, Morgantown, W.Va.  
Baylor at West Virginia

**Game Time:** 5:00 PM  
**Game Duration:** 2:25  
**Attendance:** 2,800

**Officials:** Rick Crawford, Roger Ayers, Bert Smith

Game Time	WVU	Score	Diff	BAY
04:09		<b>69-69</b>	<b>0</b>	24 MAYER M 2pt FG from turnover in the paint, dunk, made (10)
04:09				12 BUTLER J assist (4)
03:41	12 SHERMAN T 3pt FG , jump shot made (23)	<b>72-69</b>	<b>3</b>	
03:41	3 OSABUOHIEN G assist (2)			
03:26				12 BUTLER J 3pt FG , jump shot missed
03:22	12 SHERMAN T defensive rebound (1)			
03:12	12 SHERMAN T turnover bad pass (3)			
03:12	Timeout media			
03:12				0 THAMBA F substitution out
03:12				11 VITAL M substitution in
02:51		<b>72-71</b>	<b>1</b>	24 MAYER M 2pt FG from turnover in the paint, driving layup made (12)
02:28	4 MCBRIDE M foul drawn (2)			45 MITCHELL D foul shooting (4 - 8)
02:28	4 MCBRIDE M free throw 1 - 2 made (15)	<b>73-71</b>	<b>2</b>	
02:28	4 MCBRIDE M free throw 2 - 2 made (16)	<b>74-71</b>	<b>3</b>	
02:16		<b>74-74</b>	<b>0</b>	24 MAYER M 3pt FG , jump shot made (15)
02:16				12 BUTLER J assist (5)
01:59	22 MCNEIL S 2pt FG outside the paint, jump shot made (18)	<b>76-74</b>	<b>2</b>	
01:41		<b>76-77</b>	<b>-1</b>	24 MAYER M 3pt FG , jump shot made (18)
01:41				12 BUTLER J assist (6)
01:24	12 SHERMAN T 2pt FG outside the paint, jump shot made (25)	<b>78-77</b>	<b>1</b>	
01:24	3 OSABUOHIEN G assist (3)			
01:05		<b>78-79</b>	<b>-1</b>	12 BUTLER J 2pt FG in the paint, driving layup made (20)
01:05	3 OSABUOHIEN G foul shooting (5 - 7)			12 BUTLER J foul drawn (1)
01:05	3 OSABUOHIEN G substitution out			
01:05	1 CULVER D substitution in			
01:05				12 BUTLER J free throw 1 - 1 missed
01:05	1 CULVER D defensive rebound (7)			
01:05	1 CULVER D foul drawn (6)			11 VITAL M foul personal (3 - 9)
01:05	1 CULVER D 1&1 free throw 1 made (6)	<b>79-79</b>	<b>0</b>	
01:05	1 CULVER D 1&1 free throw 2 made (7)	<b>80-79</b>	<b>1</b>	
00:52				12 BUTLER J 2pt FG in the paint, driving layup blocked
00:52	4 MCBRIDE M block (2)			
00:52	defensive rebound (31)			
00:22	4 MCBRIDE M 3pt FG , jump shot blocked			
00:22				11 VITAL M block (2)
00:17				45 MITCHELL D defensive rebound (3)
00:15				11 VITAL M 2pt FG in the paint, driving layup blocked
00:15	2 BRIDGES J block (1)			
00:13	1 CULVER D defensive rebound (8)			
00:13	4 MCBRIDE M foul drawn (3)			24 MAYER M foul personal (2 - 10)
00:13	4 MCBRIDE M free throw 1 - 2 missed			
00:13	offensive dead ball rebound (2)			
00:13	4 MCBRIDE M free throw 2 - 2 made (17)	<b>81-79</b>	<b>2</b>	
00:13	Timeout 60 Sec			
00:13				Timeout 30 Sec
00:02		<b>81-81</b>	<b>0</b>	12 BUTLER J 2pt FG in the paint, driving layup made (22)
00:02				24 MAYER M substitution out
00:02				23 TCHAMWA TCHATCHOUA J substitution in



Official Basketball Play by Play - Second Half

### Baylor at West Virginia

03/02/21 WVU Coliseum, Morgantown, W.Va.

Baylor at West Virginia

Game Time: 5:00 PM

Game Duration: 2:25

Attendance: 2,800

Officials: Rick Crawford, Roger Ayers, Bert Smith

Game Time	WVU	Score	Diff	BAY
00:01	4 MCBRIDE M turnover bad pass (1)			23 TCHAMWA TCHATCHOA J steal (2)
00:01				Timeout 60 Sec
00:01				23 TCHAMWA TCHATCHOA J substitution out
00:01				24 MAYER M substitution in
00:01				12 BUTLER J turnover bad pass (2)
00:01				24 MAYER M substitution out
00:01				23 TCHAMWA TCHATCHOA J substitution in
00:00	4 MCBRIDE M 3pt FG from turnover, jump shot missed			
00:00	offensive dead ball rebound (3)			
<b>END OF PERIOD</b>				
<b>WVU 81-81 BAY</b>				



**Baylor at West Virginia**

03/02/21 WVU Coliseum, Morgantown, W.Va.  
Baylor at West Virginia

Game Time: 5:00 PM  
Game Duration: 2:25  
Attendance: 2,800

Officials: Rick Crawford, Roger Ayers, Bert Smith

**Baylor - 46**

NO.	Name	F	Min	FG	3P	FT	Rebounds			Fouls		TP	AS	TO	ST	Blocks		+/-
				M-A	M-A	M-A	OR	DR	TOT	PF	FD					BS	BA	
0	Flo Thamba	F	06:27	1-1	0-0	1-2	0	1	1	1	1	3	0	1	0	0	0	-1
11	Mark Vital	F	14:20	0-1	0-0	0-0	3	0	3	2	0	0	2	0	0	2	1	-6
12	Jared Butler	G	19:11	5-10	1-3	0-1	1	0	1	2	1	11	6	1	0	0	1	-2
31	MaCio Teague	G	13:54	2-4	1-3	0-0	1	0	1	0	0	5	1	1	0	0	0	0
45	Davion Mitchell	G	18:11	3-5	2-2	0-0	0	3	3	3	0	8	0	1	0	0	2	-1
10	Adam Flagler		08:44	1-3	0-1	2-2	0	0	0	0	1	4	0	1	0	0	0	-9
23	Jonathan Tchamwa Tchatchoua		05:22	0-1	0-0	0-0	0	0	0	1	0	0	0	0	1	0	1	-8
24	Matthew Mayer		13:51	6-7	2-3	1-1	0	2	2	1	4	15	0	1	2	0	0	7
Team							1	0	1			0		0				
<b>Totals</b>				18-32	6-12	4-6	6	6	12	10	7	46	9	6	3	2	5	-4

Shooting By Period		
2 <sup>nd</sup> FG%	18-32	56.3%
3PT%	6-12	50.0%
FT%	4-6	66.7%
GM FG%	18-32	56.3%
3PT%	6-12	50.0%
FT%	4-6	66.7%

Dead Ball Rebounds: 1, 0

Technical Fouls::NONE

**West Virginia - 50**

NO.	Name	F	Min	FG	3P	FT	Rebounds			Fouls		TP	AS	TO	ST	Blocks		+/-
				M-A	M-A	M-A	OR	DR	TOT	PF	FD					BS	BA	
1	Derek Culver	F	06:56	0-2	0-0	4-4	2	2	4	1	2	4	0	0	0	0	1	-7
2	Jalen Bridges	F	14:59	2-3	0-1	2-2	1	0	1	0	2	6	0	0	0	1	0	2
11	Emmitt Matthews Jr.	F	12:33	1-3	0-0	2-2	3	0	3	0	2	4	0	1	0	0	0	9
4	Miles McBride	G	18:32	2-9	1-5	3-4	0	1	1	0	2	8	4	1	2	2	1	7
22	Sean McNeil	G	16:20	6-7	3-4	0-0	0	3	3	0	0	15	0	0	0	0	0	2
12	Taz Sherman		13:48	4-5	1-2	4-4	0	1	1	1	2	13	1	1	0	0	0	0
3	Gabe Osabuohien		13:25	0-0	0-0	0-0	1	0	1	4	0	0	3	0	1	2	0	9
5	Jordan McCabe		03:27	0-0	0-0	0-0	0	0	0	1	0	0	1	1	0	0	0	-2
Team							0	2	2			0		0				
<b>Totals</b>				15-29	5-12	15-16	7	9	16	7	10	50	9	4	3	5	2	4

Shooting By Period		
2 <sup>nd</sup> FG%	15-29	51.7%
3PT%	5-12	41.7%
FT%	15-16	93.8%
GM FG%	15-29	51.7%
3PT%	5-12	41.7%
FT%	15-16	93.8%

Dead Ball Rebounds: 2, 0

Technical Fouls::NONE

	BAY	WVU
Biggest lead	6 (2 <sup>nd</sup> 19:45)	7 (2 <sup>nd</sup> 13:54)
Best Scoring Run	5(2 <sup>nd</sup> 12:32)	10(2 <sup>nd</sup> 13:54)
Lead Changes	7	
Times Tied	7	
Time with Lead	04:29	13:41

	BAY	WVU
Points from		
Turnovers	6	11
Paint	22	10
Second Chance	8	8
Fast Breaks	6	4
Bench	19	13

	Period by Period Scoring			
	1st	2nd	OT1	TOT
BAY	35	46	13	94
WVU	31	50	8	89



**Overtime 1**

**Quarter Starters:**

<b>WVU</b>	1 Culver D	2 Bridges J	4 McBride M	12 Sherman T	22 McNeil S
<b>BAY</b>	11 Vital M	12 Butler J	24 Mayer M	31 Teague M	45 Mitchell D

Game Time	WVU	Score	Diff	BAY
05:00				23 TCHAMWA TCHATCHOVA J substitution out
05:00				24 MAYER M substitution in
05:00	1 CULVER D jumpball won			11 VITAL M jumpball lost
04:53	12 SHERMAN T 2pt FG in the paint, layup missed			
04:50				24 MAYER M defensive rebound (5)
04:45				45 MITCHELL D 2pt FG in the paint, driving layup missed
04:42	22 MCNEIL S defensive rebound (4)			
04:24	12 SHERMAN T 2pt FG outside the paint, jump shot missed			
04:20				11 VITAL M defensive rebound (7)
04:02	4 MCBRIDE M foul personal (1 - 8)			11 VITAL M foul drawn (4)
04:02				11 VITAL M 1&1 free throw 1 missed
04:02	2 BRIDGES J defensive rebound (6)			
03:52	4 MCBRIDE M foul drawn (4)			12 BUTLER J foul shooting (4 - 11)
03:52	4 MCBRIDE M free throw 1 - 2 made (18)	<b>82-81</b>	<b>1</b>	
03:52	4 MCBRIDE M free throw 2 - 2 made (19)	<b>83-81</b>	<b>2</b>	
03:36				24 MAYER M 2pt FG outside the paint, jump shot missed
03:32				11 VITAL M offensive rebound (8)
03:30		<b>83-83</b>	<b>0</b>	11 VITAL M 2pt FG second chance in the paint, layup made (7)
03:13	1 CULVER D foul drawn (7)			31 TEAGUE M foul shooting (1 - 12)
03:13	1 CULVER D free throw 1 - 2 made (8)	<b>84-83</b>	<b>1</b>	
03:13	1 CULVER D free throw 2 - 2 made (9)	<b>85-83</b>	<b>2</b>	
02:54	2 BRIDGES J steal (1)			31 TEAGUE M turnover bad pass (4)
02:52	12 SHERMAN T turnover out of bounds (4)			
02:44		<b>85-86</b>	<b>-1</b>	12 BUTLER J 3pt FG from turnover, jump shot made (25)
02:44				45 MITCHELL D assist (5)
02:10	2 BRIDGES J 3pt FG , jump shot made (12)	<b>88-86</b>	<b>2</b>	
02:10	4 MCBRIDE M assist (8)			
01:49		<b>88-88</b>	<b>0</b>	31 TEAGUE M 2pt FG outside the paint, jump shot made (11)
01:15	12 SHERMAN T foul drawn (5)			12 BUTLER J foul shooting (5 - 13)
01:15				12 BUTLER J substitution out
01:15				10 FLAGLER A substitution in
01:15	12 SHERMAN T free throw 1 - 2 missed			
01:15	offensive dead ball rebound (4)			
01:15	12 SHERMAN T free throw 2 - 2 made (26)	<b>89-88</b>	<b>1</b>	
00:57		<b>89-90</b>	<b>-1</b>	45 MITCHELL D 2pt FG in the paint, driving layup made (18)
00:37	jump ball situation			
00:37	12 SHERMAN T turnover lost ball (5)			11 VITAL M steal (2)
00:34	4 MCBRIDE M foul personal (2 - 9)			10 FLAGLER A foul drawn (3)
00:34				24 MAYER M substitution out
00:34				23 TCHAMWA TCHATCHOVA J substitution in
00:34		<b>89-91</b>	<b>-2</b>	10 FLAGLER A 1&1 free throw 1 made (5)
00:34		<b>89-92</b>	<b>-3</b>	10 FLAGLER A 1&1 free throw 2 made (6)
00:27	4 MCBRIDE M foul offensive (3 - 10)			45 MITCHELL D foul drawn (1)



Official Basketball Play by Play - 1st OT

### Baylor at West Virginia

03/02/21 WVU Coliseum, Morgantown, W.Va.

Baylor at West Virginia

Game Time: 5:00 PM

Game Duration: 2:25

Attendance: 2,800

Officials: Rick Crawford, Roger Ayers, Bert Smith

Game Time	WVU	Score	Diff	BAY
00:27	4 MCBRIDE M turnover offensive (2)			
00:27				11 VITAL M substitution out
00:27				24 MAYER M substitution in
00:18	2 BRIDGES J foul personal (3 - 11)			45 MITCHELL D foul drawn (2)
00:18		<b>89-93</b>	<b>-4</b>	45 MITCHELL D free throw 1 - 2 made (19)
00:18				24 MAYER M substitution out
00:18				11 VITAL M substitution in
00:18		<b>89-94</b>	<b>-5</b>	45 MITCHELL D free throw 2 - 2 made (20)
00:18	Timeout 30 Sec			
00:05	22 MCNEIL S 3pt FG , jump shot missed			
00:01	2 BRIDGES J offensive rebound (7)			
00:00	12 SHERMAN T 3pt FG second chance, jump shot missed			
00:00	1 CULVER D offensive rebound (9)			
<b>END OF GAME</b>				
<b>WVU 89-94 BAY</b>				





Officials: Rick Crawford, Roger Ayers, Bert Smith

**Baylor - 13**

NO.	Name	F	Min	FG		3P		FT		Rebounds			Fouls		TP	AS	TO	ST	Blocks		+/-
				M-A	M-A	M-A	M-A	OR	DR	TOT	PF	FD	BS	BA							
0	Flo Thamba	F	00:00	0-0	0-0	0-0	0-0	0-0	0-0	0	0	0	0	0	0	0	0	0	0	0	0
11	Mark Vital	F	04:51	1-1	0-0	0-1	1	1	2	0	1	2	0	1	2	0	0	1	0	0	4
12	Jared Butler	G	03:45	1-1	1-1	0-0	0	0	0	0	0	0	2	0	3	0	0	0	0	0	0
31	MaCio Teague	G	05:00	1-1	0-0	0-0	0	0	0	1	0	2	1	0	2	0	1	0	0	0	5
45	Davion Mitchell	G	05:00	1-2	0-0	2-2	0	0	0	0	2	4	0	2	4	1	0	0	0	0	5
24	Matthew Mayer		04:35	0-1	0-0	0-0	0	1	1	0	0	0	0	0	0	0	0	0	0	0	2
10	Adam Flagler		01:15	0-0	0-0	2-2	0	0	0	0	1	2	0	1	2	0	0	0	0	0	5
23	Jonathan Tchamwa Tchatchoua		00:34	0-0	0-0	0-0	0	0	0	0	0	0	0	0	0	0	0	0	0	0	4
Team									0	0	0	0	0	0	0	0	0	0	0		
<b>Totals</b>				4-6	1-1	4-5	1	2	3	3	4	13	1	1	1	1	1	1	0	0	5

Shooting By Period		
OT FG%	4-6	66.7%
3PT%	1-1	100.0%
FT%	4-5	80%
GM FG%	4-6	66.7%
3PT%	1-1	100.0%
FT%	4-5	80.0%

Dead Ball Rebounds: 0, 0

Technical Fouls: NONE

**West Virginia - 8**

NO.	Name	F	Min	FG		3P		FT		Rebounds			Fouls		TP	AS	TO	ST	Blocks		+/-
				M-A	M-A	M-A	M-A	OR	DR	TOT	PF	FD	BS	BA							
1	Derek Culver	F	05:00	0-0	0-0	2-2	1	0	1	0	1	2	0	1	2	0	0	0	0	0	-5
2	Jalen Bridges	F	05:00	1-1	1-1	0-0	1	1	2	1	0	3	1	0	3	0	0	1	0	0	-5
11	Emmitt Matthews Jr.	F	00:00	0-0	0-0	0-0	0	0	0	0	0	0	0	0	0	0	0	0	0	0	
4	Miles McBride	G	05:00	0-0	0-0	2-2	0	0	0	3	1	2	3	1	2	1	1	0	0	0	-5
22	Sean McNeil	G	05:00	0-1	0-1	0-0	0	1	1	0	0	0	0	0	0	0	0	0	0	0	-5
12	Taz Sherman		05:00	0-3	0-1	1-2	0	0	0	0	1	1	0	1	1	0	2	0	0	0	-5
Team									0	0	0	0	0	0	0	0	0	0			
<b>Totals</b>				1-5	1-3	5-6	2	2	4	4	3	8	1	3	1	1	3	1	0	0	-5

Shooting By Period		
OT FG%	1-5	20.0%
3PT%	1-3	33.3%
FT%	5-6	83.3%
GM FG%	1-5	20.0%
3PT%	1-3	33.3%
FT%	5-6	83.3%

Dead Ball Rebounds: 1, 0

Technical Fouls: NONE

	BAY	WVU
Biggest lead	5 (1 <sup>st</sup> OT 0:18)	2 (1 <sup>st</sup> OT 3:52)
Best Scoring Run	6 (1 <sup>st</sup> OT 0:18)	3 (1 <sup>st</sup> OT 2:10)
Lead Changes	4	
Times Tied	2	
Time with Lead	01:32	01:29

	BAY	WVU
Points from	7	0
Turnovers	7	0
Paint	4	0
Second Chance	2	0
Fast Breaks	0	0
Bench	2	1

	Period by Period Scoring			
	1st	2nd	OT1	TOT
BAY	35	46	13	94
WVU	31	50	8	89



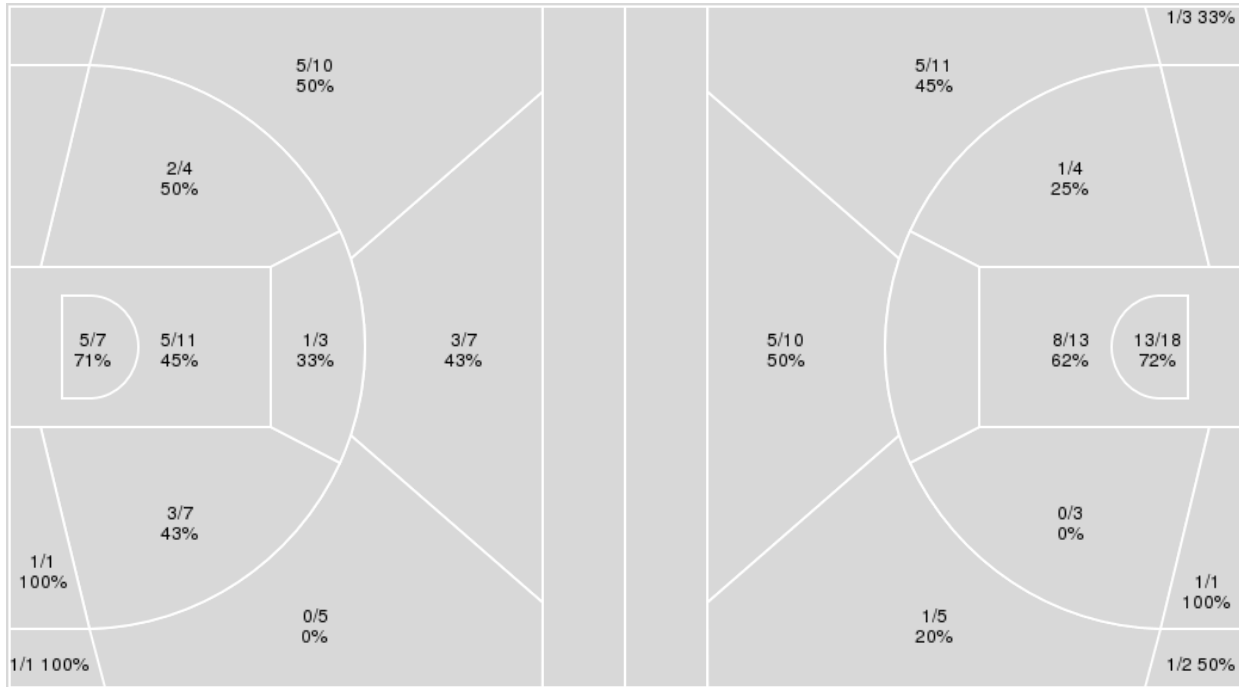
**Officials:** Rick Crawford, Roger Ayers, Bert Smith

{ Players => 0, 1, 2, 3, 4, 5, 11, 12, 13, 20, 22, 23, 24, 30, 34; } FG  
 Types => All; Results => All;

{ Players => All; } FG Types => All; Results => All;

**West Virginia**

**Baylor**



West Virginia	M/A	%
Field Goals	26/56	46
2 Points	17/33	52
3 Points	9/23	39
Free Throws	28/32	88

Baylor	M/A	%
Field Goals	36/70	51
2 Points	23/39	59
3 Points	13/31	42
Free Throws	9/14	64



**Baylor at West Virginia**

03/02/21 WVU Coliseum, Morgantown, W.Va.  
Baylor at West Virginia

Game Time: 5:00 PM  
Game Duration: 2:25  
Attendance: 2,800

Officials: Rick Crawford, Roger Ayers, Bert Smith

**Baylor**

No	Name	Mins		Score		Points Diff		Points per Min		Assists		Rebounds		Steals		Turnovers	
		On	Off	On	Off	On	Off	On	Off	On	Off	On	Off	On	Off	On	Off
0	Flo Thamba	11:41	33:19	32 - 21	62 - 68	11	-6	2.74	1.86	4	12	8	23	2	6	1	13
10	Adam Flagler	20:12	24:48	32 - 41	62 - 48	-9	14	1.58	2.50	6	10	15	16	3	5	10	4
11	Mark Vital	34:22	10:38	71 - 68	23 - 21	3	2	2.07	2.16	10	6	21	10	6	2	14	0
12	Jared Butler	38:42	06:18	88 - 81	6 - 8	7	-2	2.27	0.95	16	0	28	3	5	3	10	4
23	Jonathan Tchamwa Tchatchoua	16:28	28:32	29 - 36	65 - 53	-7	12	1.76	2.28	6	10	12	19	3	5	5	9
24	Matthew Mayer	27:29	17:31	56 - 53	38 - 36	3	2	2.04	2.17	12	4	21	10	5	3	8	6
31	MaCio Teague	32:55	12:05	71 - 62	23 - 27	9	-4	2.16	1.90	10	6	20	11	8	0	9	5
45	Davion Mitchell	43:11	01:49	91 - 83	3 - 6	8	-3	2.11	1.65	16	0	30	1	8	0	13	1

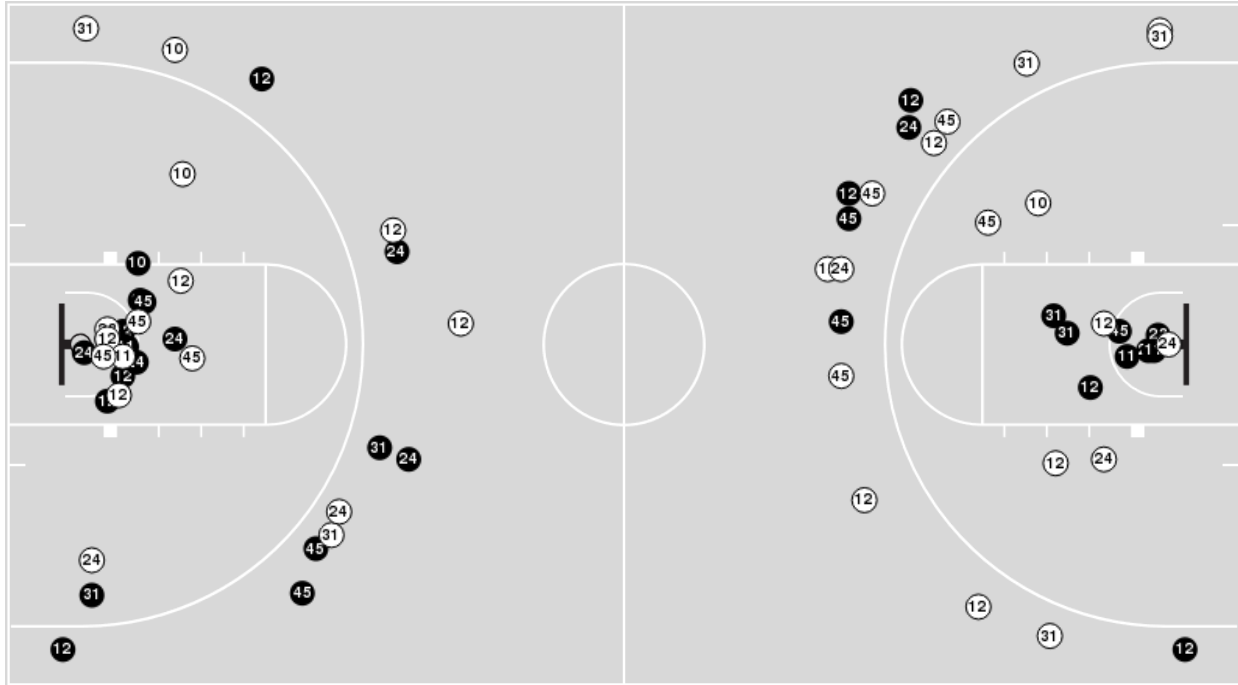
**West Virginia**

No	Name	Mins		Score		Points Diff		Points per Min		Assists		Rebounds		Steals		Turnovers	
		On	Off	On	Off	On	Off	On	Off	On	Off	On	Off	On	Off	On	Off
0	Kedrian Johnson	04:08	40:52	6 - 0	83 - 94	6	-11	1.45	2.03	0	14	5	31	1	5	2	14
1	Derek Culver	24:39	20:21	41 - 67	48 - 27	-26	21	1.66	2.36	5	9	21	15	1	5	10	6
2	Jalen Bridges	33:00	12:00	64 - 68	25 - 26	-4	-1	1.94	2.08	10	4	30	6	5	1	12	4
3	Gabe Osabuohien	24:56	20:04	58 - 43	31 - 51	15	-20	2.33	1.54	11	3	16	20	5	1	7	9
4	Miles McBride	39:39	05:21	78 - 79	11 - 15	-1	-4	1.97	2.06	13	1	33	3	6	0	15	1
5	Jordan McCabe	07:20	37:40	17 - 20	72 - 74	-3	-2	2.32	1.91	2	12	5	31	0	6	2	14
11	Emmitt Matthews Jr.	21:01	23:59	44 - 49	45 - 45	-5	0	2.09	1.88	8	6	14	22	3	3	6	10
12	Taz Sherman	31:09	13:51	64 - 69	25 - 25	-5	0	2.05	1.81	11	3	23	13	5	1	12	4
22	Sean McNeil	39:08	05:52	73 - 75	16 - 19	-2	-3	1.87	2.73	10	4	33	3	4	2	14	2

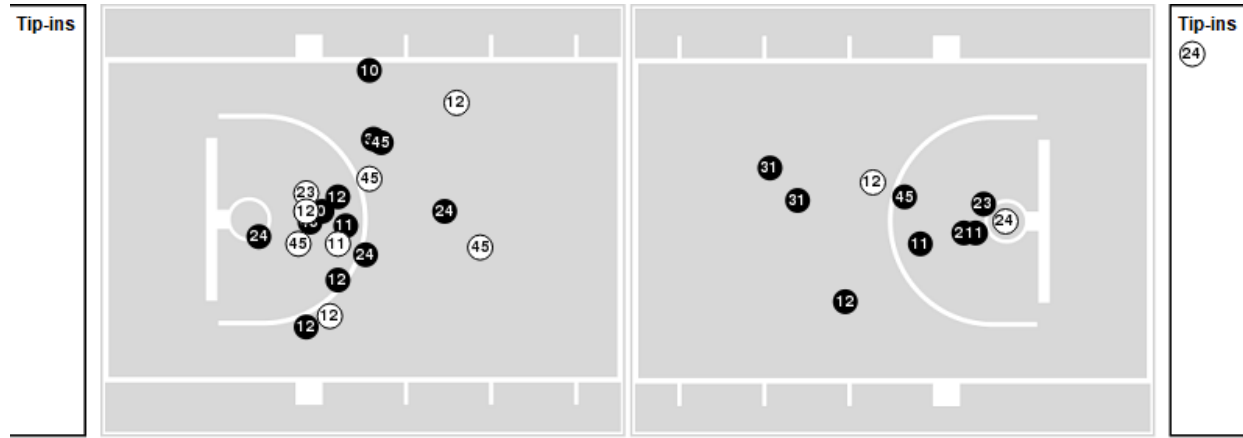


Players => AllFG Types=>AllResults=>All  
**Baylor**

**All Field Goals**



**Blow Up Chart**



● Made    ○ Missed    N - Player Number

Baylor	M/A	%
Field Goals	36/70	51
2 Points	23/39	59
3 Points	13/31	42
Free Throws	9/14	64

Baylor	M/A	%
Points in the Paint	42 (21 / 31)	68
Fast Break Points	6 (4/4)	100
Second Chance Points	13 (6/14)	43
Effective FG%	61	

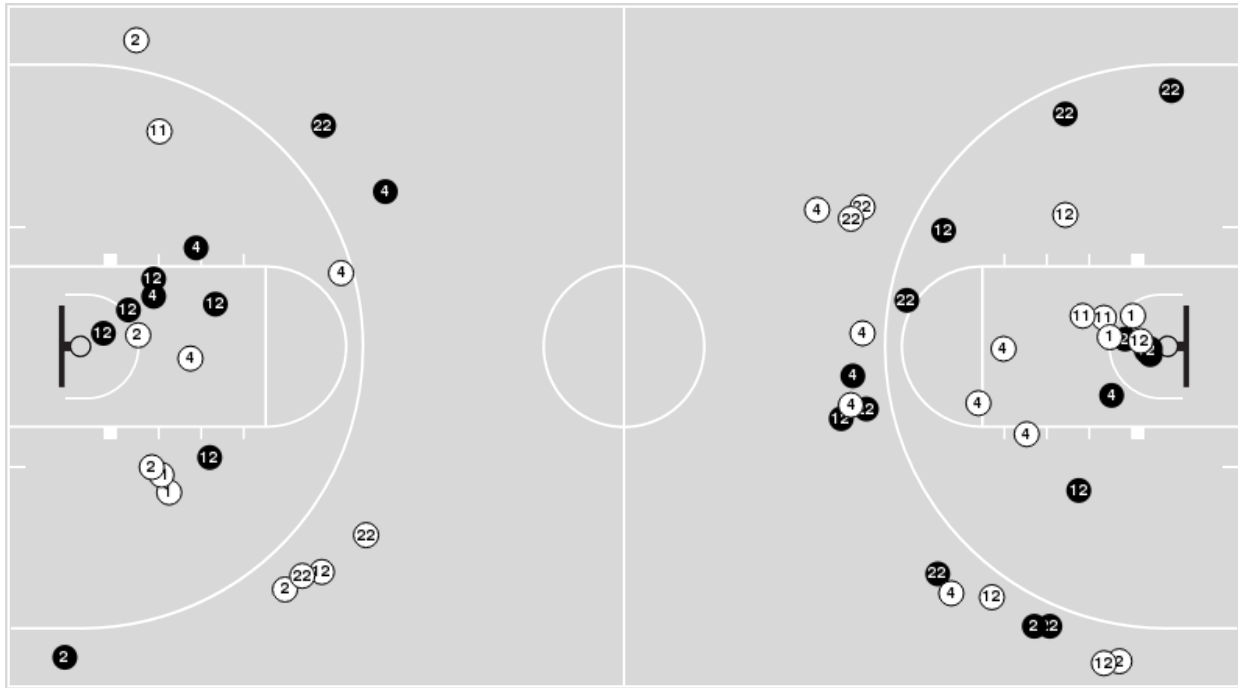


**Officials:** Rick Crawford, Roger Ayers, Bert Smith

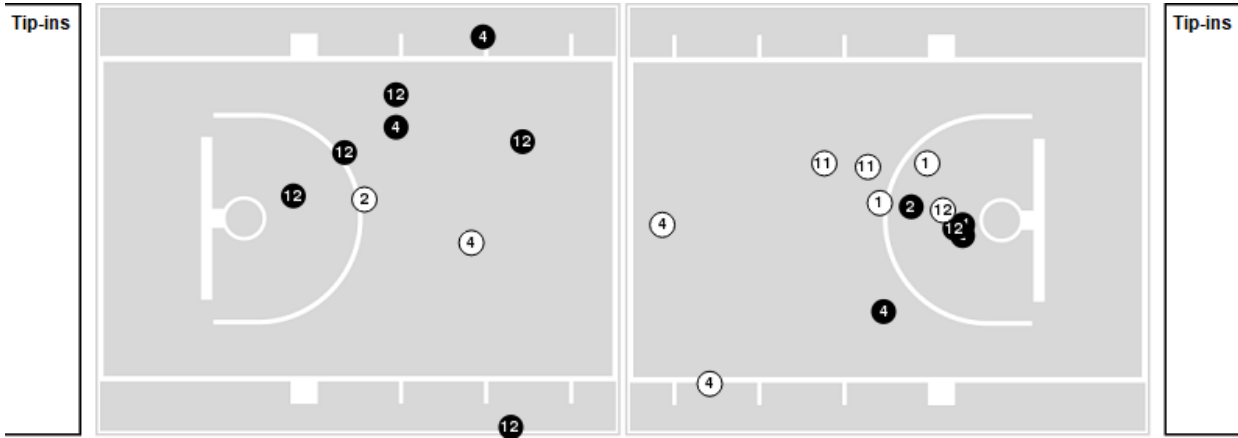
Players => 0, 1, 2, 3, 4, 5, 11, 12, 13, 20, 22, 23, 24, 30, 34 FG Types=>All Results=>All

**West Virginia**

**All Field Goals**



**Blow Up Chart**



● Made ○ Missed N - Player Number

West Virginia	M/A	%
Field Goals	26/56	46
2 Points	17/33	52
3 Points	9/23	39
Free Throws	28/32	88

West Virginia	M/A	%
Points in the Paint	20 (10 / 18)	56
Fast Break Points	4 (2/2)	100
Second Chance Points	10 (9/14)	64
Effective FG%	54	



**Baylor at West Virginia**

03/02/21 WVU Coliseum, Morgantown, W.Va.  
Baylor at West Virginia

**Game Time:** 5:00 PM  
**Game Duration:** 2:25  
**Attendance:** 2,800

**Officials:** Rick Crawford, Roger Ayers, Bert Smith

**Baylor**

Lineup	Quarter On	Time On	Quarter Off	Time Off	Time on Court	Score	Score Diff	Reb	Stl	Tov	Ass	PPP
0- Thamba F/ 11- Vital M/ 12- Butler J/ 31- Teague M/ 45- Mitchell D/	1	20:00	1	16:29	03:31	12-2	10	4	0	0	0	1.8634
11- Vital M/ 12- Butler J/ 23- Tchamwa Tchatchoua J/ 31- Teague M/ 45- Mitchell D/	1	16:29	1	15:02	01:27	3-4	-1	0	1	1	0	1.0000
10- Flagler A/ 12- Butler J/ 23- Tchamwa Tchatchoua J/ 24- Mayer M/ 45- Mitchell D/	1	15:02	1	12:16	02:46	8-6	2	1	0	0	2	2.6667
10- Flagler A/ 11- Vital M/ 24- Mayer M/ 31- Teague M/ 45- Mitchell D/	1	12:16	1	09:26	02:50	0-4	-4	2	1	2	0	0.0000
0- Thamba F/ 11- Vital M/ 12- Butler J/ 31- Teague M/ 45- Mitchell D/	1	09:26	1	07:44	01:42	3-4	-1	0	0	0	1	1.0000
11- Vital M/ 12- Butler J/ 23- Tchamwa Tchatchoua J/ 31- Teague M/ 45- Mitchell D/	1	07:44	1	04:37	03:07	6-5	1	3	1	0	2	1.2000
10- Flagler A/ 11- Vital M/ 12- Butler J/ 23- Tchamwa Tchatchoua J/ 45- Mitchell D/	1	04:37	1	03:28	01:09	0-2	-2	0	0	2	0	0.0000
10- Flagler A/ 12- Butler J/ 23- Tchamwa Tchatchoua J/ 24- Mayer M/ 45- Mitchell D/	1	03:28	1	01:25	02:03	0-3	-3	6	0	0	0	0.0000
10- Flagler A/ 11- Vital M/ 24- Mayer M/ 31- Teague M/ 45- Mitchell D/	1	01:25	1	00:01	01:24	0-1	-1	0	1	2	0	0.0000
0- Thamba F/ 11- Vital M/ 12- Butler J/ 31- Teague M/ 45- Mitchell D/	1	00:01	1	00:01	00:00	0-0	0	0	0	0	0	0.0000
0- Thamba F/ 10- Flagler A/ 11- Vital M/ 12- Butler J/ 45- Mitchell D/	1	00:01	2	20:00	00:01	3-0	3	0	0	0	1	3.0000
0- Thamba F/ 11- Vital M/ 12- Butler J/ 31- Teague M/ 45- Mitchell D/	2	20:00	2	17:36	02:24	5-5	0	2	0	1	0	1.2500
0- Thamba F/ 10- Flagler A/ 11- Vital M/ 12- Butler J/ 31- Teague M/	2	17:36	2	17:36	00:00	0-0	0	0	0	0	0	0.0000
10- Flagler A/ 11- Vital M/ 12- Butler J/ 23- Tchamwa Tchatchoua J/ 31- Teague M/	2	17:36	2	15:47	01:49	3-6	-3	1	0	1	0	1.0000
10- Flagler A/ 11- Vital M/ 12- Butler J/ 23- Tchamwa Tchatchoua J/ 45- Mitchell D/	2	15:47	2	13:54	01:53	0-8	-8	0	0	1	0	0.0000
10- Flagler A/ 11- Vital M/ 12- Butler J/ 24- Mayer M/ 45- Mitchell D/	2	13:54	2	09:41	04:13	12-8	4	4	0	2	3	1.6393
10- Flagler A/ 11- Vital M/ 24- Mayer M/ 31- Teague M/ 45- Mitchell D/	2	09:41	2	08:52	00:49	0-2	-2	1	0	0	0	0.0000
12- Butler J/ 23- Tchamwa Tchatchoua J/ 24- Mayer M/ 31- Teague M/ 45- Mitchell D/	2	08:52	2	07:15	01:37	5-2	3	1	0	0	2	2.5000
0- Thamba F/ 12- Butler J/ 24- Mayer M/ 31- Teague M/ 45- Mitchell D/	2	07:15	2	03:12	04:03	9-10	-1	2	2	0	2	1.3081
11- Vital M/ 12- Butler J/ 24- Mayer M/ 31- Teague M/ 45- Mitchell D/	2	03:12	2	00:02	03:09	12-9	3	1	0	0	2	1.6129
11- Vital M/ 12- Butler J/ 23- Tchamwa Tchatchoua J/ 31- Teague M/ 45- Mitchell D/	2	00:02	2	00:01	00:01	0-0	0	0	1	0	0	0.0000
11- Vital M/ 12- Butler J/ 24- Mayer M/ 31- Teague M/ 45- Mitchell D/	2	00:01	2	00:01	00:00	0-0	0	0	0	1	0	0.0000
11- Vital M/ 12- Butler J/ 23- Tchamwa Tchatchoua J/ 31- Teague M/ 45- Mitchell D/	2	00:01	OT1	05:00	00:02	0-0	0	0	0	0	0	0.0000
11- Vital M/ 12- Butler J/ 24- Mayer M/ 31- Teague M/ 45- Mitchell D/	OT1	05:00	OT1	01:15	03:45	7-7	0	3	0	1	1	1.2868
10- Flagler A/ 11- Vital M/ 24- Mayer M/ 31- Teague M/ 45- Mitchell D/	OT1	01:15	OT1	00:34	00:41	2-1	1	0	1	0	0	2.0000
10- Flagler A/ 11- Vital M/ 23- Tchamwa Tchatchoua J/ 31- Teague M/ 45- Mitchell D/	OT1	00:34	OT1	00:27	00:07	2-0	2	0	0	0	0	2.2727
10- Flagler A/ 23- Tchamwa Tchatchoua J/ 24- Mayer M/ 31- Teague M/ 45- Mitchell D/	OT1	00:27	OT1	00:18	00:09	1-0	1	0	0	0	0	2.2727
10- Flagler A/ 11- Vital M/ 23- Tchamwa Tchatchoua J/ 31- Teague M/ 45- Mitchell D/	OT1	00:18	OT1	00:00	00:18	1-0	1	0	0	0	0	2.2727



**Baylor at West Virginia**

03/02/21 WVU Coliseum, Morgantown, W.Va.  
Baylor at West Virginia

**Game Time:** 5:00 PM  
**Game Duration:** 2:25  
**Attendance:** 2,800

**Officials:** Rick Crawford, Roger Ayers, Bert Smith

**West Virginia**

Lineup	Quarter On	Time On	Quarter Off	Time Off	Time on Court	Score	Score Diff	Reb	Stl	Tov	Ass	PPP
1- Culver D/2- Bridges J/4- McBride M/11- Matthews Jr. E/22- McNeil S/	1	20:00	1	16:29	03:31	2-12	-10	2	0	1	0	0.4098
1- Culver D/3- Osabuohien G/4- McBride M/12- Sherman T/22- McNeil S/	1	16:29	1	12:16	04:13	10-11	-1	1	0	1	2	1.7361
2- Bridges J/3- Osabuohien G/4- McBride M/12- Sherman T/22- McNeil S/	1	12:16	1	09:26	02:50	4-0	4	5	1	2	1	0.6667
1- Culver D/5- McCabe J/11- Matthews Jr. E/12- Sherman T/22- McNeil S/	1	09:26	1	07:44	01:42	4-3	1	2	0	0	0	2.0000
1- Culver D/2- Bridges J/5- McCabe J/11- Matthews Jr. E/12- Sherman T/	1	07:44	1	05:33	02:11	4-6	-2	1	0	1	1	1.1628
1- Culver D/2- Bridges J/4- McBride M/12- Sherman T/22- McNeil S/	1	05:33	1	05:33	00:00	1-0	1	0	0	0	0	2.2727
0- Johnson K/1- Culver D/2- Bridges J/4- McBride M/22- McNeil S/	1	05:33	1	04:28	01:05	0-0	0	3	0	1	0	0.0000
0- Johnson K/2- Bridges J/3- Osabuohien G/4- McBride M/22- McNeil S/	1	04:28	1	01:25	03:03	6-0	6	2	1	1	0	1.5464
2- Bridges J/3- Osabuohien G/4- McBride M/12- Sherman T/22- McNeil S/	1	01:25	1	01:04	00:21	0-0	0	0	0	0	0	0.0000
3- Osabuohien G/4- McBride M/11- Matthews Jr. E/12- Sherman T/22- McNeil S/	1	01:04	1	00:01	01:03	0-0	0	0	0	2	0	0.0000
1- Culver D/3- Osabuohien G/4- McBride M/11- Matthews Jr. E/12- Sherman T/	1	00:01	2	20:00	00:01	0-3	-3	0	0	0	0	0.0000
1- Culver D/2- Bridges J/3- Osabuohien G/4- McBride M/22- McNeil S/	2	20:00	2	19:39	00:21	0-2	-2	0	0	0	0	0.0000
2- Bridges J/3- Osabuohien G/4- McBride M/11- Matthews Jr. E/22- McNeil S/	2	19:39	2	15:47	03:52	11-6	5	4	0	0	2	1.8707
3- Osabuohien G/4- McBride M/11- Matthews Jr. E/12- Sherman T/22- McNeil S/	2	15:47	2	13:54	01:53	8-0	8	1	1	0	2	2.6667
1- Culver D/4- McBride M/11- Matthews Jr. E/12- Sherman T/22- McNeil S/	2	13:54	2	12:55	00:59	0-3	-3	2	0	0	0	0.0000
3- Osabuohien G/4- McBride M/11- Matthews Jr. E/12- Sherman T/22- McNeil S/	2	12:55	2	12:26	00:29	1-2	-1	0	0	0	0	2.2727
3- Osabuohien G/5- McCabe J/11- Matthews Jr. E/12- Sherman T/22- McNeil S/	2	12:26	2	11:41	00:45	1-2	-1	0	0	0	0	0.6944
2- Bridges J/3- Osabuohien G/5- McCabe J/11- Matthews Jr. E/12- Sherman T/	2	11:41	2	10:58	00:43	2-4	-2	0	0	0	0	2.2727
2- Bridges J/3- Osabuohien G/4- McBride M/11- Matthews Jr. E/12- Sherman T/	2	10:58	2	10:00	00:58	4-1	3	0	2	0	2	2.0000
2- Bridges J/3- Osabuohien G/4- McBride M/12- Sherman T/22- McNeil S/	2	10:00	2	08:52	01:08	2-0	2	2	0	0	0	1.0000
1- Culver D/2- Bridges J/4- McBride M/12- Sherman T/22- McNeil S/	2	08:52	2	07:15	01:37	2-5	-3	1	0	0	0	2.0000
1- Culver D/2- Bridges J/4- McBride M/5- McCabe J/11- Matthews Jr. E/	2	07:15	2	05:16	01:59	6-5	1	2	0	1	1	1.3889
1- Culver D/4- McBride M/11- Matthews Jr. E/12- Sherman T/22- McNeil S/	2	05:16	2	04:21	00:55	1-2	-1	0	0	1	0	0.6944
2- Bridges J/3- Osabuohien G/4- McBride M/12- Sherman T/22- McNeil S/	2	04:21	2	01:05	03:16	9-12	-3	1	0	1	2	1.8443
1- Culver D/2- Bridges J/4- McBride M/12- Sherman T/22- McNeil S/	2	01:05	OT1	00:00	06:05	11-15	-4	7	1	4	1	0.8209



**Baylor at West Virginia**

03/02/21 WVU Coliseum, Morgantown, W.Va.  
Baylor at West Virginia

**Game Time:** 5:00 PM  
**Game Duration:** 2:25  
**Attendance:** 2,800

**Officials:** Rick Crawford, Roger Ayers, Bert Smith

**Baylor**

Lineup	Time	Score	Score Diff	Pts/Min	Reb	Stl	Tov	Ass	PPP
0- Thamba F/ 11- Vital M/ 12- Butler J/ 31- Teague M/ 45- Mitchell D/	07:37	20-11	9	2.6258	6	0	1	1	1.4881
11- Vital M/ 12- Butler J/ 24- Mayer M/ 31- Teague M/ 45- Mitchell D/	06:54	19-16	3	2.7536	4	0	2	3	1.3689
10- Flagler A/ 11- Vital M/ 24- Mayer M/ 31- Teague M/ 45- Mitchell D/	05:44	2-8	-6	0.3488	3	3	4	0	0.2252
10- Flagler A/ 12- Butler J/ 23- Tchamwa Tchatchoua J/ 24- Mayer M/ 45- Mitchell D/	04:49	8-9	-1	1.6609	7	0	0	2	1.6000
11- Vital M/ 12- Butler J/ 23- Tchamwa Tchatchoua J/ 31- Teague M/ 45- Mitchell D/	04:37	9-9	0	1.9495	3	3	1	2	1.1250
10- Flagler A/ 11- Vital M/ 12- Butler J/ 24- Mayer M/ 45- Mitchell D/	04:13	12-8	4	2.8458	4	0	2	3	1.6393
0- Thamba F/ 12- Butler J/ 24- Mayer M/ 31- Teague M/ 45- Mitchell D/	04:03	9-10	-1	2.2222	2	2	0	2	1.3081
10- Flagler A/ 11- Vital M/ 12- Butler J/ 23- Tchamwa Tchatchoua J/ 45- Mitchell D/	03:02	0-10	-10	0.0000	0	0	3	0	0.0000
10- Flagler A/ 11- Vital M/ 12- Butler J/ 23- Tchamwa Tchatchoua J/ 31- Teague M/	01:49	3-6	-3	1.6514	1	0	1	0	1.0000
12- Butler J/ 23- Tchamwa Tchatchoua J/ 24- Mayer M/ 31- Teague M/ 45- Mitchell D/	01:37	5-2	3	3.0928	1	0	0	2	2.5000
10- Flagler A/ 11- Vital M/ 23- Tchamwa Tchatchoua J/ 31- Teague M/ 45- Mitchell D/	00:25	3-0	3	7.2000	0	0	0	0	2.2727
10- Flagler A/ 23- Tchamwa Tchatchoua J/ 24- Mayer M/ 31- Teague M/ 45- Mitchell D/	00:09	1-0	1	6.6667	0	0	0	0	2.2727
0- Thamba F/ 10- Flagler A/ 11- Vital M/ 12- Butler J/ 45- Mitchell D/	00:01	3-0	3	180.0000	0	0	0	1	3.0000
0- Thamba F/ 10- Flagler A/ 11- Vital M/ 12- Butler J/ 31- Teague M/	00:00	0-0	0	NaN	0	0	0	0	0.0000





**Baylor at West Virginia**

03/02/21 WVU Coliseum, Morgantown, W.Va.  
Baylor at West Virginia

**Game Time:** 5:00 PM  
**Game Duration:** 2:25  
**Attendance:** 2,800

**Officials:** Rick Crawford, Roger Ayers, Bert Smith

**West Virginia**

Lineup	Time	Score	Score Diff	Pts/Min	Reb	Stl	Tov	Ass	PPP
1- Culver D/ 2- Bridges J/ 4- McBride M/ 12- Sherman T/ 22- McNeil S/	07:42	14-20	-6	1.8182	8	1	4	1	0.9434
2- Bridges J/ 3- Osabuohien G/ 4- McBride M/ 12- Sherman T/ 22- McNeil S/	07:35	15-12	3	1.9780	8	1	3	3	1.1646
1- Culver D/ 3- Osabuohien G/ 4- McBride M/ 12- Sherman T/ 22- McNeil S/	04:13	10-11	-1	2.3715	1	0	1	2	1.7361
2- Bridges J/ 3- Osabuohien G/ 4- McBride M/ 11- Matthews Jr. E/ 22- McNeil S/	03:52	11-6	5	2.8448	4	0	0	2	1.8707
1- Culver D/ 2- Bridges J/ 4- McBride M/ 11- Matthews Jr. E/ 22- McNeil S/	03:31	2-12	-10	0.5687	2	0	1	0	0.4098
3- Osabuohien G/ 4- McBride M/ 11- Matthews Jr. E/ 12- Sherman T/ 22- McNeil S/	03:25	9-2	7	2.6341	1	1	2	2	1.6544
0- Johnson K/ 2- Bridges J/ 3- Osabuohien G/ 4- McBride M/ 22- McNeil S/	03:03	6-0	6	1.9672	2	1	1	0	1.5464
1- Culver D/ 2- Bridges J/ 5- McCabe J/ 11- Matthews Jr. E/ 12- Sherman T/	02:11	4-6	-2	1.8321	1	0	1	1	1.1628
1- Culver D/ 2- Bridges J/ 4- McBride M/ 5- McCabe J/ 11- Matthews Jr. E/	01:59	6-5	1	3.0252	2	0	1	1	1.3889
1- Culver D/ 4- McBride M/ 11- Matthews Jr. E/ 12- Sherman T/ 22- McNeil S/	01:54	1-5	-4	0.5263	2	0	1	0	0.4098
1- Culver D/ 5- McCabe J/ 11- Matthews Jr. E/ 12- Sherman T/ 22- McNeil S/	01:42	4-3	1	2.3529	2	0	0	0	2.0000
0- Johnson K/ 1- Culver D/ 2- Bridges J/ 4- McBride M/ 22- McNeil S/	01:05	0-0	0	0.0000	3	0	1	0	0.0000
2- Bridges J/ 3- Osabuohien G/ 4- McBride M/ 11- Matthews Jr. E/ 12- Sherman T/	00:58	4-1	3	4.1379	0	2	0	2	2.0000
3- Osabuohien G/ 5- McCabe J/ 11- Matthews Jr. E/ 12- Sherman T/ 22- McNeil S/	00:45	1-2	-1	1.3333	0	0	0	0	0.6944
2- Bridges J/ 3- Osabuohien G/ 5- McCabe J/ 11- Matthews Jr. E/ 12- Sherman T/	00:43	2-4	-2	2.7907	0	0	0	0	2.2727
1- Culver D/ 2- Bridges J/ 3- Osabuohien G/ 4- McBride M/ 22- McNeil S/	00:21	0-2	-2	0.0000	0	0	0	0	0.0000
1- Culver D/ 3- Osabuohien G/ 4- McBride M/ 11- Matthews Jr. E/ 12- Sherman T/	00:01	0-3	-3	0.0000	0	0	0	0	0.0000