

BAYLOR

BASKETBALL GAME NOTES



Follow **Baylor Basketball** on Twitter, Instagram and Facebook: **@BaylorMBB**

GAME 17



2/2 **BAYLOR** (16-0, 8-0 Big 12) at 6/6 **TEXAS** (11-3, 5-2 Big 12)

Feb. 2, 2021 • 6:00 p.m. CT • Watch: ESPN and ESPN App • Listen: ESPN Central Texas & TuneIn App
Austin, Texas • Frank Erwin Center (16,734) • Social Media: **@BaylorMBB** | **#SicEm**

MEDIA INFORMATION

TV: ESPN and ESPN App

Talent: Jon Sciambi (pxp), Dick Vitale (analyst)

BU Radio: Baylor Sports Network / ESPN Central Texas

Talent: John Morris (pxp), Pat Nunley (analyst)

Satellite Radio: Sirius 136, XM 200, Internet 954

Social Media: **@BaylorMBB** | **#SicEm**

All-Time Series Baylor is 93-163

Waco Baylor is 53-66

Austin Baylor is 32-89

Neutral Baylor is 8-8

Drew Era Baylor is 18-21

First Meeting 1905-06 – UT 27-17 (Austin)

Last Season 1/4/20 – BU 59-44 (Waco)
2/11/20 – BU 52-45 (Austin)

2020-21 SCHEDULE & RESULTS

DATE	BU	OPP	OPPONENT	TV	TIME/SCORE
N28	2/1	—	vs. Louisiana-Lafayette ¹	FloHoops	W, 112-82
N29	2/1	—	vs. Washington ¹	FloHoops	W, 86-52
D2	2/1	5/10	vs. Illinois ²	ESPN	W, 82-69
D9	2/2	—	vs. SFA	ESPN+	W, 83-52
D13	2/2	13/12	• TEXAS	ESPN	PPD
D19	2/2	—	• at Kansas State	ESPN+	W, 100-69
D21	2/2	—	• UAPB	ESPN+	W, 99-42
D29	2/2	—	CENTRAL ARKANSAS	ESPN+	W, 93-56
D30	2/2	—	ALCORN STATE	ESPN+	W, 105-76
J2	2/2	—	• at Iowa State	ESPN+	W, 76-65
J6	2/2	—	• OKLAHOMA	ESPN2	W, 76-61
J9	2/2	—	• at TCU	ESPN	W, 67-49
J12	2/2	13/14	• WEST VIRGINIA	ESPN2	PPD
J16	2/2	15/15	• at Texas Tech	ESPN	W, 68-60
J18	2/2	9/9	• KANSAS	ESPN	W, 77-69
J23	2/2	rv/rv	• at Oklahoma State	CBS	W, 81-65
J27	2/2	—	• KANSAS STATE	ESPN2	W, 107-59
J30	2/2	—	AUBURN ³	ESPN	W, 84-72
F2	2/2	6/6	• at Texas	ESPN	6 pm
F6	2/2	—	• TCU	Big 12 Now/ESPN+	3 pm
F10	—	—	• at Oklahoma	ESPN2	5 pm
F13	—	—	• TEXAS TECH	ESPN/ESPN2	11am/1pm
F15	—	—	• at West Virginia	ESPN	8 pm
F18	—	—	• WEST VIRGINIA	ESPN2	4 pm
F20	—	—	• OKLAHOMA STATE	ESPN/ESPN2	3/5 pm
F23	—	—	• IOWA STATE	Big 12 Now/ESPN+	7 pm
F27	—	—	• at Kansas	ESPN	7 pm
M10-13			Big 12 Championship ⁴	ESPN2/U	TBD

SCHEDULE KEY

- 1 – Vegas Bubble at T-Mobile Arena (Las Vegas, Nev.)
- 2 – Jimmy V Classic at Bankers Life Arena (Indianapolis, Ind.)
- 3 – Big 12/SEC Challenge at Ferrell Center (Waco, Texas)
- 4 – Big 12 Championship at T-Mobile Center (Kansas City)

Rankings: AP/Coaches at time of game; All times Central

BAYLOR ATHLETICS COMMUNICATIONS

DAVID KAYE

Assistant AD

254-709-5147 • David_Kaye@baylor.edu

STORY LINES

- No. 2 Baylor returns to Big 12 play in Austin against No. 6 Texas at 6 pm CT Tuesday on ESPN.
- BU is 1 of 3 undefeated teams (Gonzaga, Drake) and is the last remaining undefeated Power-5 team.
- Tuesday is the 257th series meeting – the most-played rivalry in Baylor history dating back 106 years.
- Baylor is 9-1 in its last 10 games vs. Texas since Feb. 20, 2016 (4-0 in Waco, 4-1 in Austin, 1-0 in KC).
- BU is 18-8 vs. Texas since snapping a 24-game series losing streak at the 2009 Big 12 Championship.
- Baylor swept Texas last year, winning 59-44 in Waco on Jan. 4 and 52-45 in Austin on Feb. 10.
- BU leads the nation in scoring margin (+24.8) and 3-point percentage (.434) and is top-10 nationally in steals (4th, 9.7), scoring (5th, 87.2), effective FG% (2nd, 58.6), offensive rebound pct. (4th, 38.6), assists (6th, 18.5), turnover margin (5th, +6.2), turnovers forced (6th, 18.6) and defensive turnover pct. (4th, 26.0).
- Baylor is the nation's only team to win every game by 8+ points this season (14 of 16 wins by 11+).
- BU is the nation's only team top-5 ranked in adjusted offensive (3rd) and defensive (1st) efficiency.
- BU has led by at least 10 points in every game this season and has led by 13+ at halftime in 10 of 16.
- Baylor has trailed for only 45:21 of 640 minutes (7.1%) this season and led wire-to-wire in 7 games.
- Baylor is 9-1 against ranked teams over the last two seasons, including 3-0 in true road games.
- Baylor needs a win to tie the best start to a season in program history (17-0 in 2011-12).
- Baylor's 16-game winning streak is the 3rd-longest in program history (23 in 2020, 17 in 2012).
- BU looks to start 9-0 in Big 12 play for the 2nd time in program history (first was 13-0 start last season).
- Baylor's 23-3 record in Big 12 play over the last 2 seasons is the league's best record in that span.
- BU is 12-2 in Big 12 road games over the last 2 seasons (rest of league is 42-74 in B12 road games).
- **Jared Butler** was named National Player of the Week on Jan. 26 after averaging 26.0 points and 7.0 assists in wins vs. Kansas and at OSU. He shot 13-of-16 (81.3%) from 3-point range last week.
- Baylor is 42-4 since **MaCio Teague** and **Davion Mitchell** became eligible at the start of 2019-20.
- **Mitchell** had a career-high 31 points Wednesday vs. K-State, including 22 pts in 12 second-half minutes.
- BU has 3 of 15 players on the Naismith Defensive POY midseason watch list – **Mitchell**, **Vital** and **Butler**.
- BU's bench is out-scoring opposing benches 33-17 on average and has scored 33+ points in 11 games.
- Six Baylor players are shooting at least 37% on 3FGs and averaging at least one 3FG made per game: **Mitchell** (47%), **Butler** (45%), **Mayer** (45%), **Flagler** (43%), **Cryer** (43%) and **Teague** (37%).
- Three members of the BU bench average 8+ ppg – **Flagler** (10.4), **Mayer** (8.4) and **Tchatchoua** (8.2).
- Head coach **Scott Drew** is in his 18th season in Waco and is BU's all-time wins leader (358-213).
- Baylor is playing its 258th game as a ranked team under Drew – BU was ranked in 2 of 2197 games over the program's 97 seasons prior to Drew. Since 2008-09, BU has been ranked in 255 of 437 games.
- Baylor has been top-5 ranked for 22-straight weeks. BU was top-5 for 12 weeks all-time prior to this streak.
- BU's streak of 31-straight AP polls ranked is the nation's 4th-longest active streak and longest in BU history.
- Baylor has led by at least 5 points in all 46 games over the last 2 seasons (double-digit leads in 40 of 46).
- Baylor joins Duke, Gonzaga and Kansas as the only programs ranked No. 1 in 3 of the last 5 seasons.

TEAM INFORMATION

BAYLOR (16-0, 8-0 Big 12)	
Ranking	2nd – AP, 2nd – Coaches
Head Coach	Scott Drew (Butler, 1993)
Career Record	378-224 (19th season)
BU Record	358-213 (18th season)
vs. Texas	17-21

TEXAS

TEXAS (11-3, 5-2 Big 12)	
Ranking	6th – AP, 6th – Coaches
Head Coach	Shaka Smart (Kenyon, 1999)
Career Record	264-137 (12th season)
UT Record	101-81 (6th season)
vs. Baylor	2-9
SID	Scott McConnell – sm@utexas.edu

BAYLOR 2020-21 STATS

#	P	NAME	YR	PPG	RPG	APG	MPG
12	G	Jared Butler	Jr.	16.8	3.4	5.4	29.1
31	G	MaCio Teague	Sr.	15.0	4.0	1.5	30.4
45	G	Davion Mitchell	Jr.	12.8	2.8	5.9	30.3
10	G	Adam Flagler	So.	10.4	2.2	1.6	22.6
24	F	Matthew Mayer	Jr.	8.4	3.9	1.2	14.5
23	F	J. Tchamwa Tchatchoua	So.	8.2	6.4	0.9*	20.2
11	F	Mark Vital	Sr.	5.9	5.3	1.1*	22.0
4	G	LJ Cryer	Fr.	4.9	0.7	1.2	13.3
0	F	Flo Thamba	Jr.	3.6	4.8	0.6*	14.9
32	F	Zach Loveday	Fr.	3.5	1.6	0.3*	6.6
5	F	Jordan Turner	RFr.	2.9	1.9	0.4	6.4
35	G	Mark Paterson	Sr.	1.3	0.9	0.0	2.2
13	F	Jackson Moffatt	So.	0.0	0.4	0.1	2.5

* - blocks per game

PRONUNCIATIONS

John JAKUS	JAYK-us
Matthew MAYER	MYE-er
DAVION Mitchell	DAY-vee-ahn
Jonathan TCHAMWA TCHATCHOUA	CHAWM-wuh CHAT-chew-wuh
MACIO Teague	may-SEE-oh
Mark VITAL	VYE-tuhl

BAYLOR IN THE RANKINGS

WEEK	W/L	AP	COACHES
Preseason	0-0	2nd (1540; 24)	1st (764; 12)
Nov. 30	2-0	2nd (1513; 6)	1st (764; 12)
Dec. 7	3-0	2nd (1470; 7)	2nd (774; 8)
Dec. 14	4-0	2nd (1491; 7)	2nd (772; 6)
Dec. 21	5-0	2nd (1538; 3)	2nd (725; 5)
Dec. 28	6-0	2nd (1538; 2)	2nd (771; 3)
Jan. 4	9-0	2nd (1537; 1)	2nd (771; 3)
Jan. 11	11-0	2nd (1536; 1)	2nd (771; 3)
Jan. 18	12-0	2nd (1538; 2)	2nd (747; 3)
Jan. 25	14-0	2nd (1539; 3)	2nd (771; 3)
Feb. 2	16-0	2nd (1539; 3)	

SCHEDULE WATCH

CCD/PPD GAMES	REPLACEMENT GAMES
vs. Arizona State (11/25)	vs. Louisiana-Lafayette (11/28)
vs. Villanova/BC (11/26)	vs. Washington (11/29)
at Seton Hall (11/29)	vs. SFA (12/9)
vs. Gonzaga (12/5)	vs. Tarleton State (12/15)
vs. Nicholls State (12/8)	vs. Alcorn State (12/30)
vs. Texas (12/13)	vs. West Virginia (2/18)
vs. Tarleton State (12/15)	vs. Texas (TBD)
vs. West Virginia (1/12)	

MILESTONE WATCH

Jared Butler – 20 points for 1100 in career
Davion Mitchell – 11 points for 500 in BU career
Davion Mitchell – 5 steals for 100 in career
MaCio Teague – 11 rebounds for 500 in career
Mark Vital – 7 rebounds for 700 in career

MISCELLANEOUS

CHARGES DRAWN BU 48, OPP 22

15	Davion Mitchell
8	Mark Vital
7	Jonathan Tchamwa Tchatchoua
6	Matthew Mayer
4	Flo Thamba
2	Jared Butler
2	Adam Flagler
2	MaCio Teague
1	LJ Cryer
1	Mark Paterson

DUNKS BU 57, OPP 31

24	Jonathan Tchamwa Tchatchoua
6	Matthew Mayer, Flo Thamba, Mark Vital
5	Zach Loveday, MaCio Teague
2	Jared Butler, Davion Mitchell
1	Adam Flagler

QUICK HITS

- Baylor's 16-game winning streak is 3rd-longest in program history (23 in 2020, 17 in 2012).
- Baylor signed the highest-ranked recruiting class in program history (No. 4) in November. BU inked 5-star Kendall Brown, 4-star Langston Love and 4-star Jeremy Sochan for the 2021-22 season.
- BU was picked to win the Big 12 in the league's preseason coaches' poll for the first time.
- Baylor is 65-5 when leading at halftime over the last 4 seasons (35-2 over last 2 seasons, 14-0 this season).
- Baylor has won 90% of its games when leading at the half since 2011-12 (183-21).
- BU is 130-23 since 2015-16 when leading at any point in the 2nd half of a game (42-3 last 2 seasons).
- Baylor's 23-game winning streak last season was the longest ever by a Big 12 team (previously 22 by 1996-97 KU).
- BU's 13-game conference winning streak last year was the longest in school history (previously 11 in 1946 SWC).
- Baylor has won 20+ games in 11 of the last 13 seasons after recording only three 20-win seasons in the previous 100 years of Baylor Basketball (1946, 1948, 1988).
- Baylor is 233-97 over the last 10 seasons, averaging 24 wins per season since 2011-12.
- Baylor's 233 wins since 2011-12 are second-most in the Big 12 behind only Kansas (274).
- Baylor is 324-144 since 2007-08, the first year Drew's staff had a full allotment of scholarships.
- Eight of Baylor's players either have used or are currently using a redshirt year. Four after transferring to BU – Flagler, Mitchell, Tchamwa Tchatchoua and Teague, and four as freshmen – Moffatt, Turner, Vital and Dainja.
- Ten of Baylor's 11 starting point guards under Drew have earned All-Big recognition (15 of last 16 seasons).
- Baylor is 1 of 14 teams nationally to appear in every postseason since 2012 (6 NCAAs, 2 NITs).
- Baylor has the nation's 10th-longest active streak with at least one 3-point FG made in 948 straight games – the last time Baylor failed to make a 3-pointer was more than 30 years ago, on Feb. 21, 1990 vs. Texas Tech (0-8).

ONE OF THE GREATEST REBUILDS IN NCAA HISTORY

- **Scott Drew** became Baylor head coach in 2003, starting one of the greatest rebuilds in NCAA history.
- Drew was named 2020 NBC Sports National Coach of the Year and 2017 Basketball Times National COY.
- Drew is now in his 18th season at Baylor and is the school's all-time wins leader (358).
- Drew is coaching his 572nd game at Baylor (358-213). His .627 winning pct. is best in BU history among coaches with 40+ games, and he's the program's all-time wins leader with 157 more victories than any other coach.
- Baylor has a .692 winning percentage (324-144) since Drew's first year with no scholarship restrictions in 2007-08 and a .706 winning percentage (233-97) over the last 10 seasons since 2011-12.
- Drew (50) is the youngest of 12 coaches nationally to take his current program to four Sweet 16s since 2010.
- Baylor is playing its 258th game as a ranked team in Drew's 18 seasons. BU was ranked in 2 of 2,197 games over the program's first 97 seasons prior to Drew. Since 2008-09, BU has been ranked in 255 of 437 games.
- BU is 1 of 5 Power-5 schools (Duke, Kentucky, UNC, Michigan State) with 18+ wins in every season since 2008.
- In Drew's first 17 seasons at Baylor, 44 players have gone on to professional careers.

DOMINANT DEFENSIVE PERFORMANCES

- BU has held 6 of its last 13 opponents to season-lows in points-per-possession.
- Baylor held Iowa State to a season-low 0.86 PPP in Ames, limited Oklahoma to a season-low 0.92 PPP and then held TCU to a season-low 0.75 PPP in Fort Worth.
- Prior to those 3 games, BU held SFA (0.67), UAPB (0.59) and Central Arkansas (0.71) to season-low PPPs.

UP NEXT

- Baylor returns home to host TCU at 3 pm CT Saturday on Big 12 Now on ESPN+.

2020-21 BAYLOR BASKETBALL ROSTER

NO.	NAME	HT.	WT.	CL.	WING.	HOMETOWN/HIGH SCHOOL (PREVIOUS COLLEGE)
0	Flo Thamba, F	6-10	245	Jr.	7-5	Kinshasa, Democratic Republic of Congo/Mountain Mission
4	LJ Cryer, G	6-1	185	Fr.	6-3	Katy, Texas/Morton Ranch HS
5	Jordan Turner, G/F	6-8	195	Fr. [%]	7-0	Houston, Texas/Sunrise Christian
10	Adam Flagler, G	6-3	180	So. [%]	6-3	Duluth, Ga./Duluth HS (Presbyterian)
11	Mark Vital, G/F	6-5	250	Sr. [^]	6-9	Lake Charles, La./Advanced Prep International
12	Jared Butler, G	6-3	195	Jr.	6-3	Reserve, La./Riverside Academy
13	Jackson Moffatt, G/F	6-7	200	So.	6-7	Magnolia, Texas/Magnolia HS
23	Jonathan Tchamwa Tchatchoua, F	6-8	245	So. [%]	7-3	Douala, Cameroon/NBA Global Academy - Australia (UNLV)
24	Matthew Mayer, G/F	6-9	225	Jr.	6-8	Austin, Texas/Westlake HS
31	MaCio Teague, G	6-4	195	Sr. [#]	6-11	Cincinnati, Ohio/Walnut Hills HS (UNC Asheville)
32	Zach Loveday, F	7-0	215	Fr.	7-0	Gallipolis, Ohio/Huntington Prep
35	Mark Paterson, G	6-1	180	Sr.	6-0	Dallas, Texas/Trinity Christian Addison (St. Edward's)
42	Dain Dainja, F	6-9	270	Fr.	7-7	Brooklyn Park, Minn./Park Center HS
45	Davion Mitchell, G	6-2	205	Jr. [#]	6-3	Hinesville, Ga./Liberty County HS (Auburn)

[^] - sat out 2016-17 as redshirt ^{*} - sat out 2017-18 as redshirt [#] - sat out 2018-19 as redshirt [%] - sat out 2019-20 season as redshirt

COACHING & SUPPORT STAFF

Head Coach: Scott Drew (Butler, 1993), 17th season at Baylor (18th season as Division I head coach)

Associate Head Coach: Jerome Tang (Charter Oak State, 2007), 17th season at Baylor

Assistant Coach: Alvin Brooks III (Idaho State, 2002), 4th season at Baylor

Assistant Coach: John Jakus (Trinity International, 1999), 3rd season at Baylor

Special Assistant & Director of Player Development: Jared Nuness (Valparaiso, 2001), 10th season at Baylor

Special Assistant to the Head Coach: Bill Peterson (Eckerd, 1979), 3rd season at Baylor

Director of Basketball Operations: Aditya Malhotra (Baylor, 2006), 7th season at Baylor

Director of Video Operations: Ty Beard (Baylor, 2009), 3rd season at Baylor

A WIN WOULD ...

- Be Drew's 359th win at Baylor and improve Baylor's record to 325-144 since 2007-08.
- Tie the longest winning streak to start a season in program history (17-0 in 2011-12).
- Extend Baylor's Big 12 winning streak to 9 games, the 4th-longest conference winning streak in program history.
- Tie the 2nd-longest overall winning streak in program history (23 in 2019-20).
- Match the 2nd-highest ranked road win in BU history (won at No. 3 Kansas in 2020, at No. 6 Texas in 2010).
- Make Baylor 10-1 in its last 11 games against Texas, including 5-1 in Austin.
- Improve Baylor to 45-10 all-time when playing as an AP Top 5 team.

SERIES HISTORY

- Sunday is the 257th all-time meeting between Baylor and Texas, the most-played rivalry for both schools.
- Baylor is 18-8 in the series since snapping a 24-game series losing streak in March 2009.
- Baylor is 93-163 all-time against Texas, including a 32-89 mark in Austin and an 18-21 mark in the Drew era.
- Baylor has swept the season series vs. Texas 5 times in the last 11 years (2010, 2012, 2017, 2018, 2020). BU swept the series only once in the first 13 years as Big 12 rivals (1998).

LAST SEASON VS. TEXAS

- Baylor held Texas to 44 points in a 59-44 victory in both teams' Big 12 opener on Jan. 4 in Waco.
- The 44 points were the fewest by a Shaka Smart-coached team in his 11-year collegiate career.
- BU held UT to 45 points in a 52-45 win in Austin on Feb. 10, sweeping the season series for a 5th time since 2010.
- Texas' 45 points were its fewest in a home game since Jan. 8, 1983 when Texas lost 51-43 to Kansas State.

THREE OF NATION'S BEST DEFENDERS

- Three Bears were named to the Jan. 28 Naismith Defensive Player of the Year watch list, making Baylor the only team with multiple honorees – **Davion Mitchell**, **Mark Vital** and **Jared Butler** were among 15 candidates.
- "The nation's best on-ball defender," **Mitchell** has earned the nickname "Off Night" for his habit of forcing the player he's defending into having an off night. He ranks 2nd in the Big 12 with 2.1 steals per game.
- "The nation's more versatile defender," **Vital** has earned a reputation for his ability to guard any position the floor.
- "The nation's best two-way player," **Butler** leads the Big 12 with 2.3 steals per game (2.8 spg in Big 12 play).

MITCHELL TABBED BIG 12 PLAYER OF THE WEEK

- **Davion Mitchell** was named Big 12 co-Player of the Week on Monday after leading the Bears to wins over K-State and Auburn. He averaged 22.0 points, 6.0 assists and 2.0 steals for the week.
- Mitchell had a career-high 31 points (12-of-16 FGs, 7-of-9 3FGs) and 5 assists in Wednesday's win over K-State.
- He followed with 13 points and 7 assists in a win over his former team Auburn in the Big 12/SEC Challenge.

BUTLER NAMED JAN. 28 NATIONAL PLAYER OF THE WEEK

- **Jared Butler** picked up National Player of the Week honors from the NCAA, USBWA and Naismith Trophy on Jan. 25, after averaging 26.0 points and 7.0 assists, while shooting 81% (13-16) on 3FGs in wins over KU and at OSU.
- Butler earned his third career Big 12 Player of the Week honor, one back of Johnathan Motley's school record.
- Butler posted 30 points in a win over No. 9 Kansas and 22 points in a win at Oklahoma State.

TEAGUE AND BUTLER UP FOR NATIONAL AWARDS

- **MaCio Teague** and **Jared Butler** were both named to Top 10 lists for Naismith Starting Five awards.
- Butler is a candidate for the Wooden Award, Naismith Trophy, Lute Olson Award, Naismith Defensive Player of the Year and Bob Cousy Point Guard of the Year Award.
- Butler leads the Big 12 in steals (2.3), 3-point percentage (.452) and 3-pointers made (2.6), ranks 3rd in scoring (16.8), 2nd in assists (5.4), 2nd in field goal percentage (.490) and 6th in assist-to-turnover ratio (1.91).
- Teague is one of 10 candidates for the Jerry West Shooting Guard of the Year Award.
- Teague leads the remaining 10 candidates in career 3-point pct. (.407) and 3-point field goals made (255) and ranks 2nd in career points (1,707), assists (251) and steals (132) and 3rd in rebounds (493) and points per game (15.4).

BIG 12 INDIVIDUAL RANKINGS (THRU 1/31/21)

- **Jared Butler** – 1st steals (2.3), 1st 3FG% (.452), 2nd assists (5.4), 2nd FG% (.490), 1st 3FGs (2.6), 3rd scoring (16.8), 6th A-T ratio (1.90), 3rd 20-point games (5)
- **Davion Mitchell** – 1st assists (5.9), 2nd steals (2.1), 4th A-T ratio (2.11), 6th 3FGs (2.1), 17th scoring (12.8)
- **MaCio Teague** – 8th scoring (15.0), 4th FG% (.475), 3rd FT% (.851), 15th minutes (30.5)
- **Jonathan Tchamwa Tchatchoua** – 8th rebounds (6.4), 10th blocks (0.9), 5th offensive reb. (2.4)
- **Mark Vital** – 5th blocks (1.1), 13th rebounds (5.3), 8th steals (1.3), 14th offensive reb. (1.9)
- **Flo Thamba** – 8th offensive reb. (2.1)
- **Adam Flagler** – 10th 3FGs (1.9), 1st scoring among reserves (10.4)

ONE OF FOUR PROGRAMS RANKED NO. 1 THREE TIMES SINCE 2017

- Baylor joins Duke, Gonzaga and Kansas as the only programs ranked No. 1 in three seasons since 2017.
- BU was No. 1 for the first time on Jan. 9, 2017, spent five weeks ranked No. 1 in 2020 and was No. 1 in the preseason and week 1 coaches' polls this year. All told, BU has been No. 1 for eight weeks since 2017.
- The Bears have been ranked in 24 of 25 AP Top 25 spots during the Drew era (all since 2008). The only spot Baylor hasn't been ranked in the AP poll is No. 8.



SCOTT DREW
HEAD COACH
18TH SEASON AT BAYLOR

THE DREW FILE

PERSONAL

Birthdate: Oct. 23, 1970
Birthplace: Kansas City, Mo.
Family: Wife, Kelly; daughter Mackenzie, sons Peyton and Brody

EDUCATION

College: Butler, 1993; Valparaiso, 1994 (Master's)

COACHING EXPERIENCE

1993-01 Valparaiso (assistant coach)
2001-02 Valparaiso (associate head coach)
2002-03 Valparaiso (head coach)
2003-pres. Baylor (head coach)

THE DREW WORKSHEET

YEAR	SCHOOL	OVERALL	CONF.
2002-03	Valparaiso	20-11	12-2
2003-04	Baylor	8-21	3-13
2004-05	Baylor	9-19	1-15
2005-06†	Baylor	4-13	4-12
2006-07	Baylor	15-16	4-12
2007-08	Baylor ¹	21-11	9-7
2008-09	Baylor ²	24-15	5-11
2009-10	Baylor ¹	28-8	11-5
2010-11	Baylor	18-13	7-9
2011-12	Baylor ¹	30-8	12-6
2012-13*	Baylor ²	23-14	9-9
2013-14	Baylor ¹	26-12	9-9
2014-15	Baylor ¹	24-10	11-7
2015-16	Baylor ¹	22-12	10-8
2016-17	Baylor ¹	27-8	12-6
2017-18	Baylor ²	19-15	8-10
2018-19	Baylor ¹	20-14	10-8
2019-20	Baylor ³	26-4	15-3
2020-21	Baylor	16-0	8-0
TOTAL	19th season	378-224	158-152
BAYLOR	18th season	358-213	146-150

† Baylor played no non-conference schedule due to NCAA sanctions.
* Two of Baylor's wins were credited to interim head coach Jerome Tang.
¹ NCAA Tournament Appearances | ² NIT Appearances | ³ COVID-19 pandemic

DREW VS. 2020-21 OPPONENTS

OPPONENT	CAREER
Alcorn State	3-0
Arkansas-Pine Bluff	2-0
Auburn.....	2-0
Central Arkansas	3-0
Illinois	1-1
Iowa State.....	17-13
Louisiana-Lafayette.....	2-0
Kansas	6-25
Kansas State	15-16
Oklahoma	15-22
Oklahoma State.....	20-16
SFA	3-2
Texas	17-21
TCU.....	14-4
Texas Tech.....	21-13
Washington.....	1-1
West Virginia	11-8
CAREER W-L TOTAL	378-224

MISCELLANEOUS STATISTICS

Current Streak.....	Won 16
Current Home Streak.....	Won 10
Current Road/Neutral Streak.....	Won 8
Last Win.....	Jan. 30 vs. Auburn (84-72)
Last Home Win.....	Jan. 30 vs. Auburn (84-72)
Last Away Win.....	Jan. 23 at Oklahoma State (81-65)
Last Loss.....	March 7 at West Virginia (64-76)
Last Home Loss.....	Feb. 22 vs. #3 Kansas (61-64)
Last Away Loss.....	March 7 at West Virginia (64-76)

2020-21 RECORD BY STARTING LINEUP

Mitchell (g), Butler (g), Teague (g), Vital (f), Thamba (f)..... 16-0

RECORD WHEN...

	2020-21		DREW
	ALL	B12	
Leading or tied at halftime	14-0	6-0	291-48
Trailing at halftime	2-0	2-0	69-165
Shoot 50 percent or higher	8-0	3-0	163-12
Shoot lower than 50 percent	8-0	5-0	197-201
Shoot higher pct than opponent	15-0	7-0	310-29
Shoot lower percentage than opp	1-0	1-0	50-184
Opp. shoot lower than 50 percent	15-0	8-0	339-115
Opp. shoot 50 percent or higher	1-0	0-0	21-98
Score fewer than 60 points	0-0	0-0	16-50
Score 60-plus points	16-0	8-0	344-163
Score 70-plus points	14-0	6-0	296-69
Score 80-plus points	11-0	3-0	150-12
Score 90-plus points	6-0	2-0	65-3
Score 100-plus points	4-0	2-0	25-0
Opp. score fewer than 50 points	2-0	1-0	38-1
Opp. score fewer than 60 points	6-0	2-0	135-9
Opp. score fewer than 70 points	13-0	8-0	259-55
Opp. score fewer than 80 points	15-0	8-0	340-144
Opp. score 80-plus points	1-0	0-0	20-69
Opp. score 90-plus points	0-0	0-0	3-19
More rebounds than opponent	11-0	5-0	270-80
Equal/fewer rebounds than opp.	5-0	3-0	90-133
Fewer turnovers than opp.	13-0	6-0	190-70
Equal/more turnovers than opp.	3-0	2-0	170-143
Games decided by 5 or fewer pts	0-0	0-0	72-63
OT games	0-0	0-0	19-5
Games as AP ranked team	16-0	8-0	190-67
Games vs. AP ranked opponents	3-0	2-0	50-100
Games following a loss	1-0	0-0	111-96
Games following a win	15-0	8-0	248-117
More points in paint than opp.	11-0	5-0	254-86
Equal/fewer pts in paint than opp.	5-0	3-0	106-127
More points off TO than opp.	14-0	7-0	224-73
Equal/fewer pts off TO than opp.	2-0	1-0	136-140
More bench points than opp.	12-0	4-0	213-108
Equal/fewer bench points than opp.	4-0	4-0	147-105
More 2nd-chance points than opp.	15-0	8-0	215-110
Equal/fewer 2nd-ch. pts than opp.	1-0	0-0	145-103
Playing in November	2-0	0-0	79-15
Playing in December	6-0	1-0	84-19
Playing in January	8-0	7-0	84-63
Playing in February	0-0	0-0	67-70
Playing in March	0-0	0-0	44-45
Playing in April	0-0	0-0	2-1

9-1 VS. RANKED TEAMS OVER LAST TWO SEASONS

- Baylor is 9-1 against top-25 ranked teams over the last two seasons. The Bears' last loss against a ranked team before that stretch was to No. 4-ranked Gonzaga in the 2019 NCAA Tournament second round.
- The 9-1 record includes 5-0 away from home, with neutral wins vs. #17 Villanova (Nov. 2019) and #5 Illinois (Nov. 2020) and road wins at #22 Texas Tech (Jan. 2020), at #4 Kansas (Jan. 2020) and at #15 Texas Tech (Jan. 2021).
- BU is 4-1 at home vs. ranked teams in the last 2 seasons – wins vs. #12 Arizona (Dec. 2019), #18 Butler (Dec. 2019), #14 West Virginia (Feb. 2020) and #9 Kansas (Jan. 2021) and the lone loss by 3 points to #3 Kansas (Feb. 2020).

BUTLER MAKING CASE FOR NATIONAL PLAYER OF THE YEAR

- **Jared Butler** is up for the Wooden Award, Naismith Trophy, Lute Olson Award and Bob Cousy Award.
- Regarded as "the nation's best 2-way player," Butler is also 1 of 15 candidates for Naismith Defensive POY.
- Butler ranks top-3 in the Big 12 in steals (1st), 3FG% (1st), 3FGs (1st), assists (2nd), FG% (2nd) and scoring (3rd).
- Butler has 15 career games with 20+ points, including 3 games with 30+ points – 22 vs. PVAM, 31 at Kansas, 30 vs. UCA, 22 vs. Villanova, 20 vs. UMES, 22 at Kansas, 20 at K-State, 21 vs. WVU, 22 at Oklahoma, 21 at WVU, 20 vs. Washington, 21 at Iowa State, 28 at TCU, 30 vs. Kansas and 22 at Oklahoma State.
- Over the last 2 seasons, Butler has 20-point games on the road against seven of nine Big 12 opponents, with the only exceptions at Texas Tech and at Texas.

TEAGUE LOOKING FOR FOURTH ALL-CONFERENCE SEASON

- **MaCio Teague** has earned all-conference honors in all 3 collegiate seasons – All-Big South First Team in 2017 and 2018 at UNC Asheville and All-Big 12 Second Team in 2020 at Baylor.
- Teague ranks 8th in the Big 12 in scoring, 4th in the league in FG% and 3rd in FT%.
- Teague is the nation's only active player with 1,500+ career points (1,707), 400+ rebounds (493), 225+ assists (251), 125+ steals (132) and 200+ made 3-pointers (255).
- The Bears have gone 42-4 since Teague's first game at Baylor, including 23-3 in Big 12 play.
- Teague has started all but 3 games (Nov. 20, 2016, Feb. 18, 2020, Feb. 22, 2020) in his career.
- Baylor is 35-1 when Teague scores 10+ points – he's averaging 9.5 ppg in 4 losses while at Baylor (8, 8, 13, 9).

"OFF NIGHT" MITCHELL UP FOR DEFENSIVE PLAYER OF THE YEAR

- **Davion Mitchell** was named 2020 Big 12 Newcomer of the Year, selected to the All-Big 12 Third Team and Big 12 All-Defensive Team and was a unanimous choice on the Big 12 All-Newcomer Team.
- Regarded as "the nation's best on-ball defender," Mitchell is 1 of 15 candidates for Naismith Defensive POY.
- Mitchell leads the Big 12 in assists, ranks 2nd in steals and 4th in assist-to-turnover ratio.
- Mitchell has started all 46 games at BU after coming off the bench in all 34 games as an Auburn freshman (2017-18).
- Baylor is 42-4 with Mitchell in the lineup, including a league-best 23-3 mark in Big 12 play over the last 2 seasons.
- When Mitchell has played 20+ minutes, his collegiate teams are 54-4 (12-0 at Auburn, 42-4 at Baylor).
- When Mitchell scores 10+ points, his collegiate teams are 27-1 (2-0 at Auburn, 25-1 at Baylor).

VITAL TO BEARS' SUCCESS

- **Mark Vital** is back after being named one of 4 Naismith Defensive Player of the Year Award finalists in 2020.
- "The nation's most versatile defender" Vital is again among 15 candidates for Naismith Defensive POY.
- Vital has played in 40 career Big 12 wins (40-21), passing A.J. Walton (39-29) for the school record.
- He was named to the 2020 All-Big 12 Third Team and was a unanimous 2020 All-Defensive Team selection.
- Vital posted a career-high 19 points on 8-of-9 from the field in the Jan. 23 win at Oklahoma State.
- In Baylor's Nov. 29, 2020 game vs. Washington, Vital's 15 rebounds matched all Washington players combined (15). That was the second time Vital accomplished the feat, after doing so for the first time at Arizona in 2018.

BENCH TRIO SCORING WITH EFFICIENCY

- **Adam Flagler, Matthew Mayer and LJ Cryer** give the Bears a trio of efficient shooters off the bench.
- All 3 are shooting at least 43% from 3-point range – Mayer (.447), Flagler (.443), Cryer (.432) – and combined they've shot .441 from behind the arc (60-of-136) and averaged 3.8 made 3-pointers per game.
- Flagler has scored in double-figures in 9 of 14 games played this season, including five games with 15+ points, Mayer has 10+ points in 7 of 16 games, and Cryer has twice scored 15+ points off the bench.
- Flagler has made at least one 3-pointer in 47 of 50 collegiate games. He's made multiple 3-pointers in 41 of 50 career games, including 26 games with 3+ made treys.
- Mayer has scored in double-figures in 6 of the last 11 games and has posted at least 6 points off the bench in 12 of 16 games this season. He's shooting 53% inside the arc (33-62) and is leads the team with 23.2 points per 40 minutes.
- Cryer has made a 3-pointer in 8 of 9 games with an attempt and is shooting .432 from 3-point range.

TCHAMWA TCHATCHOUA PROVIDING SPARK OFF BENCH

- **Jonathan Tchamwa Tchatchoua** has played 13+ minutes off the bench in every game this season, including 9 games with 20+ minutes. He's had at least 6 points and 4 rebounds in 13 of 16 games.
- Tchamwa Tchatchoua has made 45% of his FGs on dunks (24-of-53), including all 5 in the win over Washington.
- Tchamwa Tchatchoua leads the Bears and ranks 8th in the Big 12 with 6.4 rebounds per game.

BIG 12'S MOST WINS IN CONFERENCE CHALLENGES

- Baylor improved to 7-1 Big 12/SEC Challenges, which is the best by any team in either league and includes wins over half of the 14 SEC programs – Kentucky, Vanderbilt, Georgia, Ole Miss, Alabama, Florida and Auburn.
- Baylor is 11-2 in conference challenges – 7-1 in Big 12/SEC Challenge, 3-1 in Big 12/Pac-10, 1-0 in Big 12/Big East.

TWENTY-TWO STRAIGHT WEEKS AP TOP-5 RANKED

- BU is No. 2 in the Feb. 1 AP Top 25, extending its school-record streak to 22 straight weeks top-5 ranked. The Bears were top-5 ranked in 12 total weeks in program history prior to the current streak.
- Baylor's 5-week streak at No. 1 last season was the longest since Kentucky in 2015.
- Baylor has been in the AP Top 25 a school-record 31-straight weeks, which is the nation's 4th-longest active streak behind only Kansas (231), Gonzaga (89) and Villanova (34).

BEARS INK HIGHEST-RANKED RECRUITING CLASS IN PROGRAM HISTORY FOR 2021-22

- Baylor signed the highest-ranked recruiting class in program history in November, inking a trio of top-40 recruits for the 2021-22 season. BU's 2021 recruiting class was ranked No. 4 nationally by ESPN.
- The Bears signed 5-star forward Kendall Brown, 4-star guard Langston Love and 4-star forward Jeremy Sochan.
- Brown is ranked No. 12 nationally, Love is ranked No. 23 nationally and Sochan is ranked No. 40 nationally.
- Brown attends Sunrise Christian Academy in Bel Aire, Kan. and is a Cottage Grove, Minn. native.
- Love attends Montverde Academy in Florida and is a University City, Texas native.
- Sochan attends Orange Academy in Germany and is a Southampton, United Kingdom native.

FOUR ALL-BIG 12 PLAYERS RETURN

- All five Baylor starters were named to 2020 All-Big 12 teams, making BU the first team in the league's 24-year history with five players on All-Big 12 teams, and four of those players returned for the 2020-21 season.
- **Jared Butler** became Baylor's first underclassman named first-team All-Conference since Terry Teague in 1980, and he was named a consensus third-team All-American. He's the Bears' first AP Preseason All-American.
- **MaCio Teague** has been all-conference in all three of his previous seasons. He was a first-team All-Big South honoree while at UNC Asheville in 2017 and 2018 and earned second-team All-Big 12 honors in 2020.
- **Mark Vital** and **Davion Mitchell** were both third-team All-Big 12 and Big 12 All-Defensive Team choices.

BREAKTHROUGH IN BIG 12

- BU is 122-80 in Big 12 play in 12 seasons since 2010 after going 59-149 in the league's first 13 seasons.
- BU is 136-97 in Big 12 play in 14 seasons since 2008 after going 45-131 in the league's first 11 seasons.
- Baylor is 46-40 in Big 12 road games since 2012, second-best in the league behind only Kansas (56-30).
- BU has won 8+ Big 12 games in 10 straight seasons after winning 8+ just 3 times in the league's first 15 years.
- BU has recorded double-digit Big 12 wins in 5 of the last 6 years and 7 of the last 11 seasons.

SECOND-MOST WINS AMONG BIG 12 TEAMS SINCE 2011-12

- Baylor's 233-97 record since 2011-12 trails only Kansas (275-69) among Big 12 teams (thru 1/31/21).
- West Virginia (202-125) is 3rd, Iowa State (197-122) is 4th, Oklahoma (191-121) is 5th, Kansas State (187-135) is 6th, Texas (181-138) is 7th, Oklahoma St. (174-139) is 8th, Texas Tech (171-143) is 9th and TCU (161-157) is 10th.
- Baylor has averaged 24.1 wins per season over the last nine full seasons since 2011-12.

THIRTY-TWO WINS VS. RANKED TEAMS IN LAST SEVEN SEASONS

- Baylor has gone 32-33 against ranked teams since the start of the 2014-15 season (6-1 last season).
- BU is 50-73 against AP-ranked teams since 2007-08 after going 17-122 in the program's first 101 seasons.
- Baylor has won multiple games vs. AP Top 25 teams in each of the last 14 seasons (including this season).
- The Bears have defeated at least five ranked teams in five of the last seven seasons entering 2020-21.

PROTECTING HALFTIME LEADS

- BU is 68-5 in its last 73 games when leading at halftime – 14-0 in 2021, 21-2 in 2020, 15-3 in 2019 and 15-0 in 2018.
- Baylor has won 90% of its games (183-21) when leading at the half since 2011-12 (14-0 in 2021, 21-2 in 2020, 15-3 in 2019, 15-0 in 2018, 18-3 in 2017, 18-2 in 2016, 21-7 in 2015, 18-2 in 2014, 17-1 in 2013 and 26-1 in 2012).
- BU has won 40% of games in which its been tied or trailing at the half since 2011-12, going 50-76 in those.

PROGRAM HIGHLIGHTS

- Drew is in his 18th season at Baylor and is the school's all-time wins leader (358).
- Baylor has had a nation-leading four players selected in the NBA Draft since 2010 who weren't ranked in the ESPN100 out of high school – Quincy Acy, Ekpe Udoh, Pierre Jackson and Taurean Prince.
- Drew has graduated 52 players during his Baylor tenure, averaging 3 graduates per season.
- The Bears have advanced to postseason play in a school-record eight straight seasons (6 NCAA, 2 NIT).
- Baylor is 23-4 in regular-season tournaments since 2013-14, including 4 regular-season tournament titles.
- Drew has won 20+ games in 11 of the last 13 years – the Bears had 3 seasons of 20+ wins prior to his arrival.

44 PRO PLAYERS IN DREW ERA

- In Scott Drew's 17 years at Baylor, 44 of his players have gone on to professional careers.
- Six of Drew's players have been in the NBA recently, and they all graduated from Baylor – Quincy Acy (Suns), Johnathan Motley (Suns), Royce O'Neale (Jazz), Taurean Prince (Cavs), Ekpe Udoh (Jazz) and Freddie Gillespie (Mavs).

BENCH SPARKS BEARS PAST AUBURN IN BIG 12/SEC CHALLENGE

- BU used a 20-7 second-half run to pull away in an 84-72 win over Auburn on Jan. 30 in the Big 12/SEC Challenge.
- **Adam Flagler** posted a game-high 19 points off the bench, while **Matthew Mayer** added 13 points, including 10 points as part of the 20-7 run. **Jared Butler**, **Davion Mitchell** and **MaCio Teague** combined for 44 points.

DOUBLE-FIGURE GAMES

POINTS	20-21	CAREER
MaCio Teague	14	90 (54 at UNC Asheville)
Jared Butler	14	57
Davion Mitchell	11	28 (2 at Auburn)
Adam Flagler	9	41 (32 at Presbyterian)
Matthew Mayer	7	17
J. Tchamwa Tchatchoua	5	6 (1 at UNLV)
LJ Cryer	2	2
Mark Vital	1	25
Flo Thamba	1	2
Jordan Turner	1	1
Zach Loveday	1	1

REBOUNDS	20-21	CAREER
Mark Vital	2	14
J. Tchamwa Tchatchoua	2	4 (2 at UNLV)
MaCio Teague	1	5 (3 at UNC Asheville)
Flo Thamba	1	1

DOUBLE-DOUBLES	20-21	CAREER
MaCio Teague	1	5 (3 at UNC Asheville)
J. Tchamwa Tchatchoua	1	2 (1 at UNLV)
Davion Mitchell	1	2
Jared Butler	1	1
Mark Vital	–	2

20+ POINTS	20-21	CAREER
Jared Butler	5	15
MaCio Teague	3	26 (20 at UNC Asheville)
Davion Mitchell	2	2
Adam Flagler	–	10 (10 at Presbyterian)

30+ POINTS	20-21	CAREER
Jared Butler	1	3
Davion Mitchell	1	1
MaCio Teague	–	2 (2 at UNC Asheville)

ACTIVE STREAKS**CONSECUTIVE STARTS**

66	Jared Butler
46	Davion Mitchell
21	MaCio Teague
17	Mark Vital
16	Flo Thamba

CONSECUTIVE GAMES PLAYED

80	Jared Butler
80	Davion Mitchell (34 at Auburn)
50	Matthew Mayer
47	Jonathan Tchamwa Tchatchoua (31 at UNLV)
21	MaCio Teague
18	Flo Thamba
17	Mark Vital
10	Adam Flagler
3	LJ Cryer

CONSECUTIVE GAMES WITH 3-POINTER

6	Jared Butler
5	Davion Mitchell
3	Adam Flagler
2	Matthew Mayer, MaCio Teague

CONSECUTIVE GAMES WITH 10+ POINTS

4	Jared Butler
2	Matthew Mayer, Davion Mitchell, MaCio Teague
1	Adam Flagler

LARGEST LEADS & DEFICITS

	W/L	HALFTIME	LARGEST	LARGEST
	SCORE	MARGIN	LEAD	DEFICIT
vs. Louisiana	W, 112-82	+13 (53-40)	+33	-4
vs. Washington	W, 86-52	+14 (38-24)	+37	—
vs. #5 Illinois	W, 82-69	+1 (31-30)	+16	-2
SFA	W, 83-52	+16 (38-22)	+37	-2
at K-State	W, 100-69	+29 (56-27)	+32	—
UAPB	W, 99-42	+43 (55-12)	+58	—
Central Ark.	W, 93-56	+18 (53-35)	+43	—
Alcorn St.	W, 105-76	+32 (59-27)	+44	-4
at Iowa St.	W, 76-65	+4 (36-32)	+13	-3
Oklahoma	W, 76-61	+17 (42-25)	+19	—
at TCU	W, 67-49	-1 (27-28)	+18	-4
at #15 TTU	W, 68-60	+8 (26-18)	+10	-3
#9 Kansas	W, 77-69	+13 (41-28)	+16	—
at Oklahoma St.	W, 81-65	-4 (32-36)	+18	-9
K-State	W, 107-59	+28 (56-24)	+52	—
Auburn	W, 84-72	+5 (35-30)	+21	-2

GAME TRENDS

	W/L	TIME	TIME	TIME
	SCORE	LEADING	TRAILING	TIED
vs. Louisiana	W, 112-82	37:27	1:32	1:01
vs. Washington	W, 86-52	38:15	—	1:45
vs. #5 Illinois	W, 82-69	24:48	6:43	8:29
SFA	W, 83-52	36:56	0:54	2:10
at K-State	W, 100-69	39:20	—	0:40
UAPB	W, 99-42	38:51	—	1:09
Central Ark.	W, 93-56	39:41	—	0:19
Alcorn State	W, 105-76	35:59	2:40	1:21
at Iowa St.	W, 76-65	34:53	1:33	3:34
Oklahoma	W, 76-61	39:25	—	0:35
at TCU	W, 67-49	31:06	5:45	3:09
at #15 TTU	W, 68-60	30:14	4:47	4:59
#9 Kansas	W, 77-69	39:43	—	0:17
at Oklahoma St.	W, 81-65	16:11	20:26	3:23
K-State	W, 107-59	37:55	—	2:05
Auburn	W, 84-72	35:27	1:01	3:32
TOTAL		556:11	45:21	38:28

BEARS TOP 100 AGAIN IN SWEEP OF K-STATE

- Baylor cruised to a 107-59 victory over K-State on Jan. 27. BU also scored 100 in the win in Manhattan earlier in the season, and those two wins are the only times a Bruce Weber-coached team has allowed 100+ points.
- This was the second time in BU history to score 100 points twice in a season vs. an opponent (1979 vs. TCU).
- It was BU's most points in regulation of a Big 12 game and 2nd-largest margin-of-victory in a conference game.
- **Davion Mitchell** posted a career-high 31 points, including 22 points in just 12 second-half minutes.

STRONG SECOND HALF THE DIFFERENCE IN WIN AT OKLAHOMA STATE

- Baylor trailed 34-25 late in the first half, the first time the Bears faced a deficit greater than 4 points all season, but the Bears turned up the intensity in the second half and pulled away for an 81-66 win at Oklahoma State on Jan. 23.
- BU trailed 50-48 with 12 minutes left, then went on a 19-1 run and led by double-digits the rest of the way.
- **Jared Butler** hit 3-pointers on 3-consecutive trips to turn a 3-point lead into a 12-point lead with 8 minutes left.
- Butler finished with 22 points, while **Mark Vital** had a career-high 19 points on 8-of-9 from the field.

BUTLER'S 30 LEAD BEARS PAST NO. 9 KANSAS

- Baylor jumped out to an 11-2 lead and led wire-to-wire in a 77-69 victory over No. 9 Kansas on Jan. 18.
- The Bears got 30 points from **Jared Butler**, who made 7-of-9 from 3-point range and added 8 assists.
- BU took a 41-28 halftime lead and led by at least 5 points for the final 36 minutes of game time.
- **Mark Vital** contributed 10 rebounds and a highlight-reel block, while **MaCio Teague** added 13 points.

DEFENSE STANDS TALL, OFFENSE SHINES LATE IN ROAD WIN AT NO. 15 TEXAS TECH

- Baylor held No. 15 Texas Tech to a season-low 18 first-half points, but the Bears trailed 45-44 with 7:14 left before going on a 17-6 run over the next 4:23 to pull away late in a 68-60 win in Lubbock on Jan. 16.
- **Adam Flagler** posted 15 points off the bench, including the go-ahead jumper to spark the late 17-6 run.
- **Davion Mitchell** led the Bears with 17 points, while **MaCio Teague** added 14 points.
- **Jared Butler** scored his only 7 points over a 70-second stretch in the final 5 minutes, including a pair of 3-pointers.

BEARS SHAKE OFF SLOW START TO RECORD ROAD WIN AT TCU

- Baylor faced a halftime deficit for the first time all season after Mike Miles hit a buzzer-beating 60-footer to give TCU a 28-27 lead at the break, but the Bears responded and led for the final 19:39 in a 67-49 win over TCU on Jan. 9.
- The Bears shot just 1-of-10 from 3-point range in the first half, but went 5-of-9 in the second half. Baylor's defense held TCU to 33% shooting in both halves and forced 22 turnovers.

BU HOLDS SOONER OFFENSE IN CHECK FOR 10TH-STRAIGHT WIN

- Baylor jumped out to a 16-2 lead and Oklahoma never got closer than 5 points the rest of the way, as the Bears held the Sooners to a season-low scoring output in a 76-61 win on Jan. 6 in Waco.
- BU's bench out-scored OU's 40-9, led by 16 points from **Matthew Mayer** and 15 points from **Adam Flagler**.

BEARS FIGHT FOR TOUGH ROAD WIN AT IOWA STATE

- Despite season-lows of 76 points and 10 assists, BU held on for a hard-fought 76-65 win at Iowa State on Jan. 2.
- Baylor committed 17 turnovers, but forced 21 ISU turnovers. BU shot a season-worst 4-for-19 from distance.
- **Jared Butler** led BU with 21 points, 5 assists and 4 steals, while Mitchell and Teague added 13 points apiece.

BU TOPS CENTURY MARK FOR THIRD TIME IN WIN OVER ALCORN

- Playing its second game in as many days, the Bears rolled to a 105-76 win over Alcorn State on Dec. 30.
- The Bears' three starting guards combined for 45 points (13-22 FGs, 13-13 FTs), 16 assists and only 4 turnovers, led by **Davion Mitchell**, who posted his second-career double-double with 10 points and 10 assists.
- Six Bears scored in double-figures, including career-highs of 10 points for **Jordan Turner** and **Zach Loveday**.

BEARS ROAR BACK FROM BREAK IN WIN OVER CENTRAL ARKANSAS

- Baylor returned from its Christmas break with a 93-56 win over Central Arkansas on Dec. 29.
- The Bears posted 25 assists against only 10 turnovers, including a career-high 12 assists from **Davion Mitchell**.
- **Jonathan Tchamwa Tchatchoua** had his first double-double of the season with 13 points and 11 boards.

BENCH TAKES CARE OF BUSINESS VS. UAPB

- Baylor's bench scored more points than the entire UAPB team in the Bears' 99-42 win on Dec. 21. The BU bench out-scored UAPB's bench 55-0, with a team-high 15 points from freshman **LJ Cryer**.
- BU committed only 5 turnovers, forced 23 turnovers and had 25 assists on 37 made field goals.

NO RUST FOR BU OFFENSE IN BIG 12 OPENER AT K-STATE

- Despite going 9 days without a game and having only two days of practice before its Big 12 opener at Kansas State, BU rolled to a 100-69 victory on Dec. 19, becoming the first team to score 100 in Manhattan since 1992.
- Two Baylor guards posted double-doubles, with **MaCio Teague's** 23 points and 10 rebounds and **Jared Butler's** 14 points and career-high 13 assists. **Davion Mitchell** added a career-high 20 points.

BU FORCES 35 TURNOVERS IN DOMINANT WIN OVER SFA

- Baylor forced a Ferrell Center-record 35 turnovers and rolled to an 83-52 win over SFA in its Dec. 9 home opener.
- The Bears snapped SFA's 18-game winning streak (which was the nation's 2nd-longest active streak) and handed SFA its largest margin-of-defeat in more than two years – a 38-point loss at Miami on Nov. 13, 2018.

2020-21 BAYLOR BASKETBALL GAME NOTES

BEARS NOTCH TOP-5 WIN OVER ILLINOIS IN JIMMY V CLASSIC

- Baylor recorded its first ranked win of the season by beating No. 5 Illinois 82-69 in the Jimmy V Classic on Dec. 2.
- Four BU guards all scored in double-figures and combined for 56 points, led by **Adam Flagler's** 18 off the bench.
- There were 10 lead changes in the game, and score was tied 43-43 with 13:16 left. BU used a 6-0 run to take the lead for good, and put the game away with a 9-0 run over 75 seconds to take a 65-61 lead with 7 minutes left.
- After being out-rebounded 25-18 in the first half, Baylor out-rebounded the Illini 20-10 after the break.

TWO 30-POINT WINS IN VEGAS TO OPEN SEASON

- Baylor's season started three days later than expected, but the Bears came out strong scoring 112 points in a 30-point win over Louisiana-Lafayette and then taking down Washington 86-52 the following day.
- The Bears drained 15 treys and had 25 assists on their way to 112 points in the opener vs. Louisiana-Lafayette.
- BU out-rebounded Washington 50-19, with Mark Vital (15) recording as many rebounds as all Washington players combined (15 + 4 team rebounds). It was the second time Vital accomplished that feat (2018-19 at Arizona).

BIG 12'S SECOND-BEST ROAD MARK SINCE 2012

- Baylor is 46-40 in Big 12 road games since 2012, 2nd-best in the league behind only Kansas (thru 1/31/21).
- BU is 37-31 in Big 12 road games since 2014, which is also second-best in the league behind only Kansas.

LAST 10 YEARS (2012-PRES.)

Kansas — 56-30
 Baylor — 46-40
 Kansas State — 31-54
 West Virginia — 29-47
 Iowa State — 26-57
 Texas — 26-57
 Oklahoma — 26-59
 Oklahoma State — 26-60
 Texas Tech — 20-66
 TCU — 11-65

LAST 8 YEARS (2014-PRES.)

Kansas — 44-25
 Baylor — 37-31
 West Virginia — 26-41
 Oklahoma — 22-45
 Texas — 21-44
 Kansas State — 20-47
 Oklahoma State — 20-48
 Iowa State — 19-46
 Texas Tech — 19-49
 TCU — 11-56

SCOTT DREW COACHING TREE

- Three current Division I head coaches took their first DI head coaching jobs after stints on Scott Drew's BU staff.
- Matthew Driscoll is in his 12th season as head coach at North Florida after six seasons as a Baylor assistant.
- Grant McCasland is in his fourth season as head coach at North Texas. He spent five years as a Baylor assistant before taking over as Arkansas State head coach for one season in 2016-17.
- Paul Mills is in his fourth season as head coach at Oral Roberts. He was a member of Drew's original Baylor staff in 2003-04 and spent 14 years with Drew, the final eight as an assistant coach.

EIGHT CONSECUTIVE POSTSEASON BERTHS

- Baylor is on a school-record streak of eight consecutive postseason berths, surpassing the total number of postseason berths in the program's 97 seasons prior to the **Scott Drew** era.
- Baylor is 1 of 14 teams to appear in every postseason since 2012, joining Cincinnati, Duke, Gonzaga, Iona, Kansas, Kentucky, Michigan State, New Mexico State, North Carolina, Oregon, Saint Mary's, Virginia and Wichita State.
- BU earned NCAA Tournament bids in 2012, 2014, 2015, 2016, 2017 and 2019 and NIT bids in 2013 and 2018.
- Baylor has made postseason appearances in 11 of 12 seasons since 2008. Prior to that, Baylor's only postseason berths were in 1946 (NCAA), 1948 (NCAA), 1950 (NCAA), 1987 (NIT), 1988 (NCAA), 1990 (NIT) and 2001 (NIT).
- Baylor is 21-10 in postseason national tournaments during the Drew era after going 3-9 prior to Drew's arrival.

FIVE MARCH MADNESS APPEARANCES IN LAST SIX TOURNAMENTS

- Baylor has appeared in five of the last six NCAA Tournaments dating back to 2014.
- BU is 1 of 22 teams (1 of 15 in Power-5) to appear in five NCAA Tournaments since 2014, joining Arizona, Cincinnati, Duke, Gonzaga, Iowa State, Kansas, Kentucky, Michigan, Michigan State, New Mexico State, North Carolina, Oklahoma, Oregon, Providence, Purdue, VCU, Villanova, Virginia, Wichita State, Wisconsin and Xavier.

POINT GUARDS THRIVE IN DREW'S SYSTEM

- Ten of Baylor's 11 starting point guards during the **Scott Drew** era have earned All-Big 12 recognition.
- Baylor's starting point guard has earned All-Big 12 recognition in 15 of 16 seasons since 2004-05.
- Jared Butler (2020, 2019), Davion Mitchell (2020), Makai Mason (2019), Manu Lecomte (2017, 2018), Lester Medford (2016), Kenny Chery (2014, 2015), Pierre Jackson (2012, 2013), Tweety Carter (2010), Curtis Jerrells (2007, 2008, 2009) and Aaron Bruce (2005, 2006, 2007) have earned All-Big 12 recognition.

PLAYER DEVELOPMENT – FROM UNRANKED TO NBA DRAFT PICKS

- Baylor has had a nation-leading four players selected in the NBA Draft since 2010 who weren't ranked in the ESPN100 out of high school.
- The only other schools with three such players were Colorado, Marquette, Missouri, New Mexico and Connecticut.
- Baylor developed **Quincy Acy**, **Ekpe Udoh**, **Pierre Jackson** and **Taurean Prince** into NBA Draft picks after joining the program as unranked recruits.

2020-21 SEASON HONORS**JARED BUTLER**

Wooden Award Midseason Top 25 Watch List
 Bob Cousy Point Guard Award Top 10
 Naismith Trophy Defensive POY Midseason List (1 of 15)
 Lute Olson Award Midseason Watch List
 Naismith Trophy Preseason Watch List
 NCAA National Player of the Week (Jan. 25)
 Naismith Trophy Player of the Week (Jan. 25)
 USBWA National Player of the Week (Jan. 26)
 Big 12 Player of the Week (Jan. 25)
 Preseason All-America Team (Associated Press)
 Preseason Big 12 Player of the Year
 Preseason All-Big 12 Team (unanimous)
 No. 5 on CBS Sports Top 101 Players in CBB
 No. 2 on The Athletic's Top 20 Guards in CBB

DAVION MITCHELL

Naismith Trophy Defensive POY Midseason List (1 of 15)
 No. 67 on CBS Sports Top 101 Players in CBB
 No. 10 on The Athletic's Top 20 Guards in CBB

MACIO TEAGUE

Jerry West Shooting Guard Award Top 10
 Naismith Trophy Preseason Watch List
 Wooden Award Preseason Top 50 Watch List
 Preseason All-Big 12 honorable mention
 No. 24 on CBS Sports Top 101 Players in CBB
 No. 12 on The Athletic's Top 20 Wings in CBB

MARK VITAL

Naismith Trophy Defensive POY Midseason List (1 of 15)
 Preseason All-Big 12 honorable mention
 Karl Malone Power Forward of the Year Watch List
 No. 71 on CBS Sports Top 101 Players in CBB

SPECIALTY STATISTICS

[PP - Paint; POT - Turnovers; 2nd - Second chance; BP - Bench]

[BAYLOR-OPPONENT]				
OPPONENT	PP	POT	2ND	BP
vs. Louisiana-Lafayette	52-40	30-15	19-7	45-4
vs. Washington	34-26	11-9	24-7	37-26
vs. #5 Illinois	38-30	17-8	24-7	34-26
SFA	32-34	40-10	9-12	43-13
at Kansas State	38-34	21-8	14-13	33-34
UAPB	48-16	28-4	21-4	55-0
Central Arkansas	40-14	31-9	8-6	46-13
Alcorn State	40-24	31-17	18-17	47-46
at Iowa State	38-26	23-20	13-8	13-7
Oklahoma	32-28	12-22	16-8	40-9
at TCU	36-16	19-9	14-9	6-10
at #15 Texas Tech	16-22	22-12	11-5	26-5
#9 Kansas	34-30	26-23	12-11	13-17
at Oklahoma State	32-38	19-5	20-16	22-4
Kansas State	44-22	34-17	23-9	33-34
Auburn	32-44	14-15	20-15	38-16
BAYLOR TOTAL	586	378	266	531
Baylor Average	36.6	23.6	16.6	33.2
OPP TOTAL	444	203	154	264
Opp Average	27.8	12.7	9.6	16.5

POINTS PER POSSESSION

GAME	BAYLOR	OPPONENT
vs. Louisiana-Lafayette	1.38	1.01
vs. Washington	1.28	0.78
vs. #5 Illinois	1.21	1.01
Stephen F. Austin	1.06	0.67
at Kansas State	1.47	1.01
Arkansas-Pine Bluff	1.39	0.59
Central Arkansas	1.18	0.71
Alcorn State	1.46	1.06
at Iowa State	1.00	0.86
Oklahoma	1.15	0.92
at TCU	1.03	0.75
at #15 Texas Tech	0.97	0.86
#9 Kansas	1.18	1.06
at Oklahoma State	1.19	0.97
Kansas State	1.37	0.76
Auburn	1.17	1.00

BEST IN TEXAS

- Baylor is 68-18 against in-state opponents over the last 10 seasons since 2011-12, and the Bears have advanced deeper into postseason play than any of Texas' 23 Division I team in five of those eight postseasons.
- BU is a combined 82-22 against Lone Star State teams over the last 12 seasons after going 10-27 against in-state teams in Scott Drew's first six seasons at Baylor (3-0 in 2020-21, 6-1 in 2019-20, 4-5 in 2018-19, 6-3 in 2017-18, 7-1 in 2016-17, 9-3 in 2015-16, 10-1 in 2014-15, 6-3 in 2013-14, 7-1 in 2012-13, 10-0 in 2011-12, 5-3 in 2010-11 and 9-1 in 2009-10).
- BU vs. in-state teams last 10 seasons: Texas (14-6), Texas Tech (14-5), TCU (14-4), Texas Southern (5-1), Texas A&M (3-1), UT Arlington (1-0), Prairie View A&M (4-0), Stephen F. Austin (3-1), Hardin-Simmons (3-0), Sam Houston State (2-0), Lamar (1-0), Huston-Tillotson (1-0), Paul Quinn (1-0), TAMU-CC (1-0) and Texas State (1-0).

HISTORY OF DEVELOPMENT WITH REDSHIRTS

- Baylor has a track record of success when redshirting players. **Ekpe Udoh, Johnathan Motley, Cory Jefferson, Brady Heslip, Jo Lual-Acuil Jr.** and **Manu Lecomte** have all gone on to professional careers after redshirting.
- **Mark Vital, Freddie Gillespie, MaCio Teague** and **Davion Mitchell** have earned All-Big 12 honors after redshirting.
- **Adam Flagler** and **Jonathan Tchamwa Tchatchoua** redshirted last season while sitting out to satisfy NCAA transfer rules, while freshman **Jordan Turner** elected to redshirt last year. **Dain Dainja** is redshirting in 2020-21.

BAYLOR BASKETBALL ON THE RADIO

- Baylor basketball is aired live via the Baylor Sports Network from Learfield IMG College on ESPN Central Texas and flagship station 1660AM ESPN Radio (KRZI) in Waco and worldwide on Sirius/XM Radio.
- Games are broadcast by the "Voice of the Bears" John Morris, who was named NSMA 2019 Texas co-Sportscaster of the Year on Jan. 13, 2020, and former Baylor basketball standout Pat Nunley.
- Morris is in his 37th year doing BU broadcasts (26th full-time), and Nunley is in his 40th season as analyst.
- All of Baylor's games can be heard live on the Internet at www.BaylorBears.com and via the TuneIn App.

ENTIRE STAFF RETURNS

- Scott Drew's entire coaching staff returns for the 2020-21 season, a fourth-straight season of continuity.
- Jerome Tang is in his fourth season as associate head coach and has been on Drew's staff all 18 seasons at Baylor.
- Assistant coaches Alvin Brooks III (fifth season) and John Jakus (fourth season) also return to the bench.
- Special assistant & director of player development Jared Nuness is back for his 11th season, while director of basketball operations Aditya Malhotra returns for his 8th season. Special assistant to the head coach Bill Peterson and director of video operations Ty Beard are both back for their fourth seasons.

OFFENSIVE REBOUNDING BECOMING A BAYLOR STAPLE

- Baylor has ranked top-10 nationally in offensive rebounding percentage in every season since 2013-14, including five times ranked in the nation's top-4. The Bears only cracked the top-20 once in Drew's first 10 years.
- Baylor's 7-year streak is the nation's best, and West Virginia (6 years) is the only other team with a 3+ year streak.
- Baylor finished ranked No. 8 nationally in 2019-20, No. 2 in 2018-19, No. 9 in 2017-18, No. 3 in 2016-17, No. 4 in 2015-16, No. 1 in 2014-15 and No. 3 in 2013-14. Prior to that top-10 streak, BU's best rank was No. 16 in 2011-12.

GRADUATING 91 PERCENT OF SENIORS

- Since **Scott Drew** took over the Baylor Basketball program in 2003, 34 of 37 scholarship players who have played their fourth years of collegiate eligibility under Drew have graduated from Baylor.
- Players recruited by Drew to graduate at Baylor: Tim Bush, Patrick Fields, Aaron Bruce, Mamadou Diene, Delbert Simpson, Curtis Jerrells, Henry Dugat, Kevin Rogers, Tweety Carter, Josh Lomers, Ekpe Udoh, Fred Ellis, Quincy Acy, Anthony Jones, J'mison Morgan, A.J. Walton, Cory Jefferson, Brady Heslip, Gary Franklin, Kenny Chery, Royce O'Neale, Lester Medford, Rico Gathers, Taurean Prince, Al Freeman, Johnathan Motley, Ishmail Wainright, Manu Lecomte, Jo Lual-Acuil Jr., Nuni Omot, Jake Lindsey, King McClure, Freddie Gillespie and Devonte Bando.

PARTICIPATION

CAREER STARTS

110	MaCio Teague (66 at UNC Asheville)
91	Mark Vital
67	Jared Butler
46	Davion Mitchell
36	Adam Flagler (36 at Presbyterian)
16	Flo Thamba
11	Jonathan Tchamwa Tchatchoua (11 at UNLV)

CAREER GAMES PLAYED (NCAA)

112	Mark Vital
111	MaCio Teague (67 at UNC Asheville)
80	Davion Mitchell (34 at Auburn)
80	Jared Butler
79	Matthew Mayer
68	Flo Thamba
50	Adam Flagler (36 at Presbyterian)
47	Jonathan Tchamwa Tchatchoua (31 at UNLV)
13	Jackson Moffatt
13	LJ Cryer
8	Zach Loveday
7	Mark Paterson, Jordan Turner

BAYLOR CAREER WINS CHARTS

WINS (ONLY INCLUDES GAMES PLAYED)

CAREER LEADERS ALL GAMES

PLAYER	SEASONS	G	W
1. A.J. Walton	2009-13	141	98
2. Quincy Acy	2008-12	139	97
3. Cory Jefferson	2009-14	130	95
4. Rico Gathers	2012-16	141	93
5. Anthony Jones	2008-12	129	91
6. Ishmail Wainright	2013-17	131	90
7. LaceDarius Dunn	2007-11	134	87
8. Taurean Prince	2012-16	129	86
9. Josh Lomers	2006-10	129	82
King McClure	2015-19	129	82
Mark Vital	2017-	112	79

CAREER LEADERS BIG 12 ONLY

PLAYER	SEASONS	G	W
1. Mark Vital	2017-	61	40
2. A.J. Walton	2009-13	68	39
3. Cory Jefferson	2009-13	64	37
Rico Gathers	2012-16	70	37
Ishmail Wainright	2013-17	66	37
6. Quincy Acy	2008-12	66	35
Taurean Prince	2012-16	62	35
8. King McClure	2015-19	64	34
9. LaceDarius Dunn	2007-11	64	32
Terry Maston	2014-18	56	32

RECORDS WATCH

POINTS

CAREER LEADERS

PLAYER	SEASONS	G	AVG	PTS
1. LaceDarius Dunn	2007-11	134	17.1	2,285
2. Terry Teagle	1979-82	110	19.9	2,189
3. Micheal Williams	1985-88	115	16.1	1,854
4. Curtis Jerrells	2005-09	119	15.3	1,820
5. Brian Skinner	1994-98	103	16.5	1,702
6. Darryl Middleton	1985-88	109	15.4	1,677
7. Aundre Branch	1991-95	102	16.3	1,666
8. Tweety Carter	2006-10	131	11.0	1,447
9. Kevin Rogers	2005-09	118	11.6	1,371
10. Darrell Hardy	1965-67	72	18.9	1,360
Quincy Acy	2008-12	139	9.8	1,360
12. Aaron Bruce	2004-08	106	12.5	1,330
13. Taurean Prince	2012-16	129	10.2	1,321
14. Doug Brandt	1993-97	109	11.6	1,263
15. Pierre Jackson	2011-13	74	16.7	1,235
16. Winnie Johnson	1977-79	51	24.1	1,231
17. Henry Dugat	2005-09	117	10.5	1,229
Johnathan Motley	2014-17	102	12.0	1,229
19. David Wesley	1989-92	72	17.0	1,224
20. Willie Sublett	1990-94	109	11.2	1,223
21. Rico Gathers	2012-16	141	8.6	1,208
22. Cory Jefferson	2009-14	130	8.9	1,159
23. Brady Heslip	2011-14	112	10.2	1,140
24. Larry Gatewood	1967-70	72	15.6	1,120
25. William Chatmon	1969-71	50	22.1	1,104
26. Jared Butler	2018-	79	13.7	1,096
27. Rodrick Miller	1994-98	107	10.2	1,094
28. Arthur Edwards	1974-78	101	10.5	1,062
29. Jerry Mallett	1954-57	69	15.3	1,053
30. Winston Moore	1962-65	69	15.2	1,046
31. Kelvin Chalmers	1988-92	102	10.2	1,045
32. Don Heathington	1947-50	84	12.4	1,040

GAMES STARTED

CAREER LEADERS ALL GAMES

PLAYER	SEASONS	GP	GS
1. Curtis Jerrells	2005-09	119	119
2. Doug Brandt	1994-97	109	108
3. Micheal Williams	1985-88	115	104
4. Brian Skinner	1995-96	103	102
5. Kevin Rogers	2005-09	118	101
6. Aaron Bruce	2004-08	106	98
7. Jay Shakir	1980-83	110	96
8. Pat Nunley	1979-82	106	93
9. Robert McLemore	1985-88	110	92
Brady Heslip	2011-14	112	92
Mark Vital	2017-	112	91

GAMES STARTED

CAREER LEADERS BIG 12 ONLY

PLAYER	SEASONS	GP	GS
1. Curtis Jerrells	2005-09	64	64
2. Mark Vital	2017-	61	58
3. Aaron Bruce	2005-08	62	56
4. Tweety Carter	2006-10	64	49

REBOUNDS

CAREER LEADERS

PLAYER	SEASONS	G	AVG	REB
1. Rico Gathers	2012-16	141	8.0	1,134
2. Brian Skinner	1994-98	103	8.9	915
3. Jerry Mallett	1955-57	69	12.7	877
4. Kevin Rogers	2005-09	118	7.3	865
5. Darrell Hardy	1965-67	72	11.6	836
6. Quincy Acy	2008-12	139	6.0	828
7. Terry Teagle	1979-82	110	7.3	805
8. Darryl Middleton	1985-88	109	6.7	730
9. Doug Brandt	1993-97	102	7.1	726
10. Cory Jefferson	2009-14	130	5.6	722
Mark Vital	2017-	112	6.2	695

3-POINT FIELD GOALS MADE

CAREER LEADERS

PLAYER	SEASONS	PCT	3FA	3FM
1. LaceDarius Dunn	2007-11	.394	985	388
2. Brady Heslip	2011-13	.433	689	301
3. Tweety Carter	2006-10	.384	713	274
4. Aundre Branch	1991-95	.359	744	267
5. Roddrick Miller	1994-98	.351	618	217
Aaron Bruce	2004-08	.390	556	217
Curtis Jerrells	2005-09	.357	607	217
8. Jared Butler	2018-	.384	466	179
9. Manu Lecomte	2016-18	.392	413	162
10. Henry Dugat	2005-09	.367	431	158

3-POINT FIELD GOAL PERCENTAGE

CAREER LEADERS MINIMUM 200 ATTEMPTS

PLAYER	SEASON	3FM	3FA	PCT
1. Brady Heslip	2011-13	301	689	.437
2. LaceDarius Dunn	2007-11	388	985	.394
3. Manu Lecomte	2016-17	162	413	.3923
4. R.T. Guinn	2001-04	103	263	.3916
5. Devonte Bando	2019-20	91	233	.391
6. Kenny Taylor	2001-03	105	269	.3903
7. Aaron Bruce	2004-08	217	556	.3902
8. Tweety Carter	2006-10	274	713	.3843
9. Jared Butler	2018-	179	466	.3841
10. Pierre Jackson	2011-13	157	414	.379
11. David Wesley	1989-92	123	326	.377

FREE THROW PERCENTAGE

CAREER LEADERS MINIMUM 100 MADE

PLAYER	SEASONS	FTM	FTA	PCT
1. Manu Lecomte	2016-18	194	224	.866
2. Kenny Chery	2013-15	163	190	.858
3. MaCio Teague	2019-	129	152	.849
4. LaceDarius Dunn	2007-11	449	537	.836
5. John Lucas III	2002-03	104	125	.832
6. Brady Heslip	2011-14	121	146	.829
7. David Wesley	1989-92	365	441	.828
8. Pat Nunley	1978-81	118	143	.825
9. Steve Bartels	1966-69	216	262	.824
10. Aaron Bruce	2004-07	178	218	.817

STEALS

CAREER LEADERS

PLAYER	SEASONS	G	AVG	STL
1. Micheal Williams	1985-88	115	2.45	282
2. A.J. Walton	2009-13	141	1.59	224
3. Curtis Jerrells	2005-09	119	1.34	159
4. LaceDarius Dunn	2007-11	134	1.18	158
5. Tweety Carter	2006-10	131	1.17	153
Terry Black	1999-01	60	2.55	153
7. Henry Dugat	2005-09	117	1.30	152
8. Wendell Greenleaf	1999-02	87	1.74	151
9. David Wesley	1990-92	72	2.01	145
10. Mark Vital	2017-	112	1.18	132

STEALS PER GAME

CAREER LEADERS MINIMUM 75 STEALS

Player	Seasons	g	stl	avg
1. Terry Black	1999-01	60	153	2.55
2. Micheal Williams	1985-88	115	282	2.45
3. David Wesley	1990-92	72	145	2.01
4. Julius Denton	1988-90	57	110	1.93
5. Wendell Greenleaf	1999-02	87	151	1.74
6. Lawrence Roberts	2002-03	56	96	1.71
7. Davion Mitchell	2019-	46	78	1.70
8. Pierre Jackson	2011-12	74	122	1.65
9. A.J. Walton	2009-13	141	224	1.59
10. Lester Medford	2014-16	68	105	1.54
11. Jared Butler	2018-	80	119	1.49
12. John Lucas III	2002-03	58	81	1.40



12 – JARED BUTLER

G • 6-3 • 195 • JR. • 2L

RESERVE, LA. (RIVERSIDE ACADEMY)

SEASON HIGHS

Points: – 30 vs. Kansas (1/18/21)
FG: – 11 at TCU (1/9/21)
FGA: – 18 vs. Illinois (12/2/20); vs. Auburn (1/30/21)
3FG: – 7 vs. Kansas (1/18/21)
3FGA: – 9 at Iowa State (1/2/21); vs. Kansas (1/18/21)
FT: – 4, four times
FTA: – 6 at Kansas State (12/19/20)
Rebounds: – 8 at TCU (1/9/21)
Assists: – 13 at Kansas State (12/19/20)
Turnovers: – 7 at Iowa State (1/2/21); at Texas Tech (1/16/21)
Blocks: – 1, eight times
Steals: – 5 at TCU (1/9/21)
Minutes Played: – 39 at TCU (1/9/21)

CAREER HIGHS

Points: – 31 at Kansas (3/9/19)
FG: – 11 at TCU (1/9/21)
FGA: – 21 at Kansas (3/9/19); at TCU (2/29/20)
3FG: – 8 vs. Central Arkansas (11/5/19)
3FGA: – 13 at Oklahoma (2/18/20)
FT: – 8 at Kansas (3/9/19); at West Virginia (3/7/20)
FTA: – 10 at Kansas (3/9/19); at West Virginia (3/7/20)
Rebounds: – 9 at TCU (2/29/20)
Assists: – 13 at Kansas State (12/19/20)
Turnovers: – 7 at Texas Tech (2/16/19); at Iowa State (1/2/21)
Blocks: – 1, 15 times
Steals: – 5 vs. Ohio (11/21/19); at TCU (1/9/21)
Minutes Played: – 40 vs. Texas Tech (3/2/20)

MISCELLANEOUS

	20-21	CAREER	BU RECORD
Double-Figure Points:	14	57	45-12
Double-Figure Assists:	1	1	1-0
Double-Doubles:	1	1	1-0
20+ Points:	5	15	13-2
30+ Points:	1	3	2-1
5+ Assists:	10	25	23-2
Led team in Points:	5	28	21-7
Led team in Rebounds:	3	3	3-0
Led team in Assists:	7	26	21-5
Led team in Blocks:	4	7	7-0
Led team in Bench Points:	–	6	5-1

BUTLER NOTEBOOK

- 2020 All-America Third-Team honoree, first player in program history named to AP Preseason All-America Team (2021)
- First BU underclassman to earn All-Big 12 First Team honors (2020) since Terry Teagle in 1980
- Over last 2 seasons, has 20-point games on the road vs 7 of 9 Big 12 teams – at KU, at KSU, at OU, at WVU, at ISU, at TCU, at OSU
- Played in all 80 games during BU career, including starts in last 66 games (entered starting lineup for final 20 games freshman year)
- USBWA National Player of the Week on Jan. 26 after averaging 26.0 ppg and 7.0 apg, shooting 13-16 on 3FGs in wins vs. KU and at OSU
- Posted 3rd career 30-point game by recording 30 points and shooting 7-of-9 on 3FGs in win over No. 9 Kansas (1/18/21)
- Double-double (14 points/13 assists) at K-State (12/19/20) - most assts by any player in a B12 Conf game since Trae Young in 2018
- Named 2019 Myrtle Beach Invitational MVP after scoring 10 points in final 6 minutes of championship game vs. Villanova
- Led team in scoring in 22 of 46 games since start of 2019-20 sophomore season (28 of 80 career games)
- 15 career games with 20+ pts (22 vs. PVAMU, 31 at Kansas, 31 vs. UCA, 22 vs. Villanova, 20 vs. UMEs, 22 at Kansas, 20 at K-State, 21 vs. WVU, 22 at Oklahoma, 21 at WVU, 20 vs. Washington, 21 at Iowa State, 28 at TCU, 30 vs. Kansas, 22 at OSU)
- Averaging 23.2 ppg in 5 games vs. Kansas (14 in Waco, 31 at KU in 2019; 22 at KU, 19 in Waco in 2020; 30 in Waco in 2021)
- Exploded for career-high 31 points (including 23 in 2nd half), 6 rebounds and 3 assists in 36 minutes at No. 13 Kansas (3/9/19)
- Posted 15 points (5 in OT) in win vs. Texas (2/27); hit team's last 2 regulation FGs, game-tying FG with 28 secs left to force OT
- Originally enrolled at Alabama in summer 2018, but transferred to Baylor in August and received immediate eligibility
- From same hometown as former Baylor stars Tweety Carter and Rico Gathers

2020-21 GAME-BY-GAME

OPPONENT	DATE	GS	MIN	FG	3FG	FT	OR-DR-TR	PF	A	T	B	S	PTS
vs. Louisiana-Lafayette	11/28	*	28	7-13	3-5	0-0	0-3-3	2	4	2	1	3	17
vs. Washington	11/29	*	26	8-12	4-7	0-0	0-3-3	3	5	3	1	2	20
vs. #5 Illinois	12/2	*	30	6-18	0-4	0-1	2-3-5	1	3	3	1	3	12
SFA	12/9	*	24	3-7	2-3	4-4	0-2-2	0	7	3	0	1	12
at Kansas State	12/19	*	30	4-8	2-6	4-6	0-5-5	1	13	1	1	1	14
Arkansas Pine-Bluff	12/21	*	23	6-14	1-3	1-2	0-4-4	0	7	1	0	2	14
Central Arkansas	12/29	*	22	6-11	3-5	2-2	1-2-3	0	5	2	0	1	17
Alcorn State	12/30	*	21	6-8	3-4	2-2	0-0-0	2	3	1	0	1	17
at Iowa State	1/2	*	35	7-15	3-9	4-5	0-1-1	2	5	7	1	4	21
Oklahoma	1/6	*	29	2-10	0-4	4-4	0-4-4	1	3	2	1	3	8
at TCU	1/9	*	39	11-17	4-8	2-4	2-6-8	3	4	2	0	5	28
at #15 Texas Tech	1/16	*	31	2-11	2-7	1-4	0-5-5	5	3	7	1	4	7
#9 Kansas	1/18	*	34	10-14	7-9	3-3	0-1-1	3	8	4	0	1	30
at Oklahoma State	1/23	*	35	8-13	6-7	0-0	0-1-1	2	6	2	0	1	22
Kansas State	1/27	*	25	5-9	1-4	2-2	2-5-7	1	5	3	0	3	13
Auburn	1/30	*	34	6-18	1-8	3-4	1-2-3	2	5	2	1	2	16
at Texas	2/2												
TCU	2/6												
at Oklahoma	2/10												
Texas Tech	2/13												
at West Virginia	2/15												
West Virginia	2/18												
Oklahoma State	2/20												
Iowa State	2/23												
at Kansas	2/27												
Texas	TBD												

BUTLER'S CAREER STATS

YEAR	GP-GS	MIN-AVG	FG-A	PCT	3FG-A	PCT	FT-A	PCT	OFF-DEF-TOT	AVG	PF-D	A	TO	B	S	TP	AVG
2018-19 (FR.)	34-21	910-26.8	117-296	.395	60-171	.351	54-68	.794	22-84-106	3.1	77-2	93	67	3	33	348	10.2
2019-20 (SO.)	30-30	912-30.4	167-397	.421	77-202	.381	69-89	.775	15-82-97	3.2	74-2	94	73	4	49	480	16.0
2020-21 (JR.)	16-16	466-29.1	97-198	.490	42-93	.452	32-43	.744	8-47-55	3.4	28-1	86	45	8	37	268	16.8
CAREER	80-67	2288-28.6	381-891	.428	179-466	.384	155-200	.775	45-213-258	3.2	179-5	273	185	15	119	1096	13.7



4 – LJ CRYER

G • 6-1 • 185 • FR. • HS
KATY, TEXAS (MORTON RANCH HS)

SEASON/CAREER HIGHS

Points: – 17 vs. Louisiana-Lafayette (11/28/20)
FG: – 6 vs. Louisiana-Lafayette (11/28/20)
FGA: – 9 vs. Louisiana-Lafayette (11/28/20)
3FG: – 5 vs. Louisiana-Lafayette (11/28/20)
3FGA: – 7 vs. Louisiana-Lafayette (11/28/20)
FT: – 3 vs. SFA (12/9/20); vs. UAPB (12/21/20)
FTA: – 4, three times
Rebounds: – 2, three times
Assists: – 3 vs. SFA (12/9/20); at Kansas State (12/19/20)
Turnovers: – 4 vs. Alcorn State (12/30/20)
Blocks: –
Steals: – 2 vs. Louisiana-Lafayette (11/28/20); vs. UAPB (12/21/20)
Minutes Played: – 25 vs. UAPB (12/21/20)

MISCELLANEOUS

	20-21	BU RECORD
Double-Figure Points:	2	2-0
5+ Assists:	–	–
Led team in Points:	1	1-0
Led team in Rebounds:	–	–
Led team in Assists:	–	–
Led team in Bench Points:	2	2-0

CRYER NOTEBOOK

- True freshman guard from Katy, Texas, just 170 miles southeast of Waco
- Made collegiate debut with 17 points in 15 minutes off bench vs. Louisiana (11/28), making 5-of-7 treys and adding 2 steals
- Led team with 15 points in season-high 25 minutes off bench vs. Arkansas-Pine Bluff (12/21)
- Scored 3,488 points at Morton Ranch High School, 5th-most all-time in Texas public schools
- Averaged 34.2 points, 5.3 assists and 2.4 steals as high school senior, earning Class 6A All-State recognition
- Ranked No. 12 PG by ESPN and No. 51 overall by Rivals in 2020 high school class rankings
- Made 145 treys (4.3/game) and scored 1,164 points during pandemic-shortened high school senior season
- Both parents played sports at Grambling, father Lionel Sr. (football) and mother Tamica (volleyball)

2020-21 GAME-BY-GAME

OPPONENT	DATE	GS	MIN	FG	3FG	FT	OR-DR-TR	PF	A	T	B	S	PTS
vs. Louisiana-Lafayette	11/28		15	6-9	5-7	0-0	0-2-2	0	1	0	0	2	17
vs. Washington	11/29		10	0-0	0-0	0-0	0-0-0	1	0	0	0	0	0
vs. #5 Illinois	12/2			DNP									
SFA	12/9		18	1-3	1-3	3-4	1-1-2	2	3	1	0	1	6
at Kansas State	12/19		19	3-5	2-4	0-0	0-1-1	0	3	1	0	1	8
Arkansas Pine-Bluff	12/21		25	4-7	4-6	3-4	0-0-0	2	2	0	0	2	15
Central Arkansas	12/29		22	3-8	1-5	0-0	0-0-0	0	2	1	0	1	7
Alcorn State	12/30		18	0-6	0-5	2-4	1-0-1	1	2	4	0	1	2
at Iowa State	1/2			DNP									
Oklahoma	1/6		9	1-1	1-1	0-0	0-2-2	0	0	0	0	0	3
at TCU	1/9		5	0-0	0-0	0-0	0-0-0	0	0	0	0	0	0
at #15 Texas Tech	1/16		2	0-0	0-0	0-0	0-0-0	0	0	0	0	0	0
#9 Kansas	1/18			DNP									
at Oklahoma State	1/23		7	1-4	1-4	0-0	0-0-0	0	0	0	0	0	3
Kansas State	1/27		17	1-3	1-2	0-0	0-1-1	0	2	1	0	1	3
Auburn	1/30		6	0-0	0-0	0-0	0-0-0	0	0	0	0	0	0
at Texas	2/2												
TCU	2/6												
at Oklahoma	2/10												
Texas Tech	2/13												
at West Virginia	2/15												
West Virginia	2/18												
Oklahoma State	2/20												
Iowa State	2/23												
at Kansas	2/27												
Texas	TBD												

CRYER'S CAREER STATS

YEAR	GP-GS	MIN-AVG	FG-A	PCT	3FG-A	PCT	FT-A	PCT	OFF-DEF-TOT	AVG	PF-D	A	TO	B	S	TP	AVG
2020-21 (FR.)	13-0	173-13.3	20-46	.435	16-37	.432	8-12	.667	2-7-9	0.7	6-0	15	8	0	9	64	4.9
CAREER	13-0	173-13.3	20-46	.435	16-37	.432	8-12	.667	2-7-9	0.7	6-0	15	8	0	9	64	4.9



10 — ADAM FLAGLER

G • 6-3 • 180 • SO. • SQ
DULUTH, GA. (PRESBYTERIAN)

SEASON HIGHS

Points: — 19 vs. Auburn (1/30/21)
FG: — 8 vs. Auburn (1/30/21)
FGA: — 12 vs. Auburn (1/30/21)
3FG: — 5 vs. Washington (11/29/20)
3FGA: — 9 vs. Washington (11/29/20)
FT: — 4 vs. Illinois (12/2/20)
FTA: — 4, three times
Rebounds: — 8 vs. Auburn (1/30/21)
Assists: — 7 vs. Louisiana-Lafayette (11/28/20)
Turnovers: — 3 vs. SFA (12/9/20); vs. Oklahoma (1/6/21)
Blocks: —
Steals: — 3 vs. SFA (12/9/20); at Oklahoma State (1/23/21)
Minutes Played: — 29 vs. Illinois (12/2/20)

CAREER HIGHS

Points: — 29 at UCLA (11/19/18)
FG: — 11 vs. Winthrop (1/26/19)
FGA: — 19, twice; at UCLA (11/19/18) and at Winthrop (1/26/19)
3FG: — 7 at UCLA (11/19/18)
3FGA: — 14 at UCLA (11/19/18)
FT: — 10 vs. VMI (12/12/18)
FTA: — 10, twice; vs. VMI (12/12/18) and at Robert Morris (3/24/19)
Rebounds: — 10 at UNC Asheville (2/23/19)
Assists: — 7 vs. Campbell (2/16/19); vs. Louisiana-Lafayette (11/28/20)
Turnovers: — 4, twice; at Radford (1/12/19) and at Marshall (3/26/19)
Blocks: — 1, nine times
Steals: — 3, three times
Minutes Played: — 40 vs. Gardner-Webb (2/9/19)

MISCELLANEOUS

	20-21	BU RECORD
Double-Figure Points:	9	9-0
5+ Assists:	1	1-0
Led team in Points:	3	3-0
Led team in Rebounds:	—	—
Led team in Assists:	1	1-0
Led team in Bench Points:	6	6-0

FLAGLER NOTEBOOK

- Third-year sophomore, sat out and redshirted 2019-20 season after playing freshman year at Presbyterian College
- Scored 10+ points off bench in 9 of 14 games played this season, including 5 games with 15+ points off bench
- Had nation's 4th-longest active streak having made a 3-pointer in 42 straight games before streak was snapped at ISU (1/2/21)
- Posted season and game-high 19 points and added season-high 8 rebounds in 24 minutes off bench vs. Auburn (1/30/21)
- Hit go-ahead bucket to gives Bears lead for good with 7:04 left as part of 15 point effort in win at No. 15 Texas Tech (1/16/21)
- Provided spark off bench with 15 points on 6-of-8 shooting in 21 minutes of win vs. Oklahoma (1/6/21)
- Posted game-high 18 points in Bears' win over No. 5 Illinois (12/2/20), including 11 points in 2nd half
- Came off bench for first time in career vs. Louisiana (11/28/20), posting 12 points, 7 assists and 0 turnovers in 28 minutes
- Has scored in double-figures in 41 of 50 collegiate games (32 of 36 at Presbyterian); has 10 career 20-point games
- Has made multiple 3-pointers in 41 of 50 career games (9 of 14 this season)
- 26 career games with 3+ 3FGs, 10 gms with 4+ 3 FGs, 6 gms with 5+ 3FGs, 4 gms with 6+ 3FGs, 1 gm with 7+ 3FGs
- Earned 2019 Big South Freshman of the Year honors and was 5-time Big South Freshman of the Week
- Led Presbyterian in scoring as freshman with 15.9 points per game, started all 36 games and scored 10+ pts in 32 of 36 games
- Posted career-high 29 points at UCLA (11/19/18), including 24 points and 6 treys in 2nd half
- Scored 20+ points 10 times as freshman, including games at Dayton, at UCLA and at Marquette
- Brother, Duvaughn, played football at Gardner-Webb (2004-07) and finished with 188 receptions, 2,552 yards and 31 TDs
- Aspires to become a pediatrician

2020-21 GAME-BY-GAME

OPPONENT	DATE	GS	MIN	FG	3FG	FT	OR-DR-TR	PF	A	T	B	S	PTS
vs. Louisiana-Lafayette	11/28		28	5-9	2-5	0-0	1-2-3	2	7	0	0	0	12
vs. Washington	11/29		24	6-11	5-9	0-0	2-1-3	1	1	1	0	0	17
vs. #5 Illinois	12/2		29	6-11	2-6	4-4	1-2-3	3	3	0	0	0	18
SFA	12/9		23	4-7	3-5	3-4	0-2-2	1	1	3	0	3	14
at Kansas State	12/19												
Arkansas Pine-Bluff	12/21												
Central Arkansas	12/29		16	4-7	2-5	0-0	0-0-0	2	3	1	0	2	10
Alcorn State	12/30		22	2-6	1-2	0-0	2-1-3	1	0	1	0	1	5
at Iowa State	1/2		26	0-3	0-3	0-0	0-0-0	1	1	1	0	0	0
Oklahoma	1/6		22	6-8	3-5	0-0	0-0-0	3	0	3	0	0	15
at TCU	1/9		11	0-3	0-1	0-1	0-1-1	1	1	0	0	1	0
at #15 Texas Tech	1/16		27	5-8	3-6	2-4	0-3-3	3	1	1	0	0	15
#9 Kansas	1/18		25	2-6	0-4	1-1	1-0-1	0	1	1	0	1	5
at Oklahoma State	1/23		25	3-8	2-3	2-2	0-3-3	3	2	0	0	3	10
Kansas State	1/27		14	2-5	1-2	0-0	0-1-1	1	1	1	0	1	5
Auburn	1/30		24	8-12	3-5	0-0	4-4-8	2	0	0	0	0	19
at Texas	2/2												
TCU	2/6												
at Oklahoma	2/10												
Texas Tech	2/13												
at West Virginia	2/15												
West Virginia	2/18												
Oklahoma State	2/20												
Iowa State	2/23												
at Kansas	2/27												
Texas	TBD												

FLAGLER'S PRESBYTERIAN STATS

YEAR	GP-GS	MIN-AVG	FG-A	PCT	3FG-A	PCT	FT-A	PCT	OFF-DEF-TOT	AVG	PF-D	A	TO	B	S	TP	AVG
2018-19 (FR.)	36-36	1105-30.7	196-447	.438	108-280	.386	71-85	.835	27-95-122	3.4	61-0	45	42	9	28	571	15.9

FLAGLER'S BAYLOR STATS

YEAR	GP-GS	MIN-AVG	FG-A	PCT	3FG-A	PCT	FT-A	PCT	OFF-DEF-TOT	AVG	PF-D	A	TO	B	S	TP	AVG
2020-21 (SO.)	14-0	316-22.6	53-104	.510	27-61	.443	12-16	.750	11-20-31	2.2	24-0	22	13	0	12	145	10.4
NCAA CAREER	50-36	1421-28.4	249-551	.452	135-341	.396	83-101	.822	38-115-153	3.1	85-0	67	55	9	40	716	14.3



32 — ZACH LOVEDAY

F • 7-0 • 215 • FR. • HS

GALLIPOLIS, OHIO (HUNTINGTON PREP)

SEASON/CAREER HIGHS

Points: — 10 vs. Alcorn State (12/30/20)
FG: — 4 vs. UAPB (12/21/20); vs. Alcorn State (12/30/20)
FGA: — 5 vs. UAPB (12/21/20)
3FG: — 1 vs. Kansas State (1/27/21)
3FGA: — 1 vs. Central Arkansas (12/29/20); vs. Kansas State (1/27/21)
FT: — 2 vs. Alcorn State (12/30/20)
FTA: — 2 vs. Alcorn State (12/30/20); vs. Kansas State (1/27/21)
Rebounds: — 4 vs. UAPB (12/21/20)
Assists: — 1 vs. Kansas State (1/27/21)
Turnovers: — 1 vs. Alcorn State (12/30/20)
Blocks: — 2 vs. Alcorn State (12/30/20)
Steals: — 1 vs. Louisiana-Lafayette (11/28/20)
Minutes Played: — 16 vs. UAPB (12/21/20)

MISCELLANEOUS

	20-21	BU RECORD
Double-Figure Points:	1	1-0
2+ Blocks:	1	1-0
Led team in Points:	—	—
Led team in Rebounds:	—	—
Led team in Blocks:	1	1-0
Led team in Bench Points:	—	—

LOVEDAY NOTEBOOK

- True freshman 7-footer from Ohio, played final two high school seasons at national power Huntington Prep
- Scored in double-figures for first time with 10 points (4-4 FGs) and added 2 blocks in 10 minutes vs. Alcorn State (12/30)
- Made career-first 3-pointer and added assist as part of 6-point effort in 5 minutes off bench vs. K-State (1/27)
- Posted 8 points and 4 rebounds and 16 minutes off bench vs. UAPB (12/21)
- Ranked No. 51 overall and No. 12 among centers in 2020 signing class by Rivals
- One of five players from 2019-20 Huntington Prep squad to sign with Division I programs
- Father, Billy Loveday, played basketball at Hanover College

2020-21 GAME-BY-GAME

OPPONENT	DATE	GS	MIN	FG	3FG	FT	OR-DR-TR	PF	A	T	B	S	PTS
vs. Louisiana-Lafayette	11/28	4	1-1	0-0	0-0	0-0-0	0	0	0	0	1	1	2
vs. Washington	11/29	2	0-0	0-0	0-0	0-1-1	0	0	0	0	0	0	0
vs. #5 Illinois	12/2		DNP										
SFA	12/9	3	0-0	0-0	0-0	0-1-1	1	0	0	0	0	0	0
at Kansas State	12/19	3	1-1	0-0	0-0	0-2-2	2	0	0	0	0	0	2
Arkansas Pine-Bluff	12/21	16	4-5	0-0	0-0	1-3-4	0	0	0	0	0	0	8
Central Arkansas	12/29	8	0-3	0-1	0-0	0-2-2	0	0	0	0	0	0	0
Alcorn State	12/30	10	4-4	0-0	2-2	0-1-1	4	0	1	2	0	0	10
at Iowa State	1/2		DNP										
Oklahoma	1/6		DNP										
at TCU	1/9		DNP										
at #15 Texas Tech	1/16		DNP										
#9 Kansas	1/18		DNP										
at Oklahoma State	1/23		DNP										
Kansas State	1/27	5	2-3	1-1	1-2	2-0-2	1	1	0	0	0	0	6
Auburn	1/30		DNP										
at Texas	2/2												
TCU	2/6												
at Oklahoma	2/10												
Texas Tech	2/13												
at West Virginia	2/15												
West Virginia	2/18												
Oklahoma State	2/20												
Iowa State	2/23												
at Kansas	2/27												
Texas	TBD												

LOVEDAY'S CAREER STATS

YEAR	GP-GS	MIN-AVG	FG-A	PCT	3FG-A	PCT	FT-A	PCT	OFF-DEF-TOT	AVG	PF-D	A	TO	B	S	TP	AVG
2020-21 (FR.)	8-0	51-6.4	12-17	.706	1-2	.500	3-4	.750	3-10-13	1.6	8-0	1	1	2	1	28	3.5
CAREER	8-0	51-6.4	12-17	.706	1-2	.500	3-4	.750	3-10-13	1.6	8-0	1	1	2	1	28	3.5



24 – MATTHEW MAYER

G/F • 6-9 • 225 • JR. • 2L

AUSTIN, TEXAS (WESTLAKE HS)

SEASON HIGHS

Points: – 16 vs. Oklahoma (1/6/21)
FG: – 6 vs. Oklahoma (1/6/21)
FGA: – 10 vs. Louisiana-Lafayette (11/28/20); vs. Oklahoma (1/6/21)
3FG: – 3 vs. Auburn (1/30/21)
3FGA: – 6 vs. Auburn (1/30/21)
FT: – 3 vs. Central Arkansas (12/29/20)
FTA: – 4 vs. Central Arkansas (12/29/20); at Iowa State (1/2/21)
Rebounds: – 7 vs. Illinois (12/2/20); at Oklahoma State (1/23/21)
Assists: – 3, three times
Turnovers: – 3 at Oklahoma State (1/23/21)
Blocks: – 2 vs. Illinois (12/2/20); vs. SFA (12/9/20)
Steals: – 4 vs. Central Arkansas (12/29/20)
Minutes Played: – 21 vs. Oklahoma (1/6/21)

CAREER HIGHS

Points: – 19 vs. Kansas State (2/25/20)
FG: – 7 vs. Nicholls (11/16/18)
FGA: – 12 vs. Nicholls (11/16/18)
3FG: – 3 vs. Nicholls (11/16/18); vs. Auburn (1/30/21)
3FGA: – 6 vs. Nicholls (11/16/18); vs. Auburn (1/30/21)
FT: – 5, four times
FTA: – 8 at Texas Tech (2/16/19)
Rebounds: – 8 vs. West Virginia (2/15/20)
Assists: – 4 vs. Texas State (11/15/19)
Turnovers: – 5 vs. Ole Miss (11/23/18)
Blocks: – 2, three times
Steals: – 4 at Oklahoma (1/28/19); vs. Central Arkansas (12/29/20)
Minutes Played: – 30 vs. Ole Miss (11/23/18)

MISCELLANEOUS

	20-21	CAREER	BU RECORD
Double-Figure Points:	7	17	13-4
Led team in Points:	–	2	2-0
Led team in Rebounds:	1	3	2-1
Led team in Blocks:	4	7	6-1
Led team in Assists:	–	1	1-0
Led team in Bench Points:	4	21	13-8

MAYER NOTEBOOK


- Junior wing with length, range and quick release, provides instant offense off bench
- Appeared off bench all but one of teams' 80 games during BU career, including 17 games with 10+ points
- Double-figure scoring off bench in 10 of last 23 games (and 6 of last 11) after doing so in 7 of previous 56 games played
- Posted 13 points in 15 minutes off bench vs. Auburn (1/30/21), including 10 points as part of 20-7 second-half run
- Scored season-high 16 points and added 6 rebounds and 3 assists in season-high 21 minutes off bench vs. Oklahoma (1/6/21)
- Posted 14 points and added 5 rebounds in 16 minutes off bench vs. Alcorn State (12/30)
- Recorded career-high 19 points on only 6-of-7 shooting in season-high 20 minutes off bench vs. Kansas State (2/25/20)
- Scored 10 first-half points off bench vs. Villanova (11/24) and vs. Kansas (2/22) last season
- Scored 17 points on just 5-of-9 shooting in 14 minutes off bench as freshman at TCU (1/5/19)
- Posted game-high 18 points in just 18 minutes off bench vs. Nicholls State (11/16/18)
- Four-star recruit from Austin's Westlake High School, ranked among top-100 recruits nationally in 2018 class
- Helped Westlake to 36-4 record as senior in 2017-18, playing alongside UTEP's Keonte Kennedy and Texas' Brock Cunningham
- Committed to Baylor in June 2017, more than a year prior to enrolling at BU

2020-21 GAME-BY-GAME

OPPONENT	DATE	GS	MIN	FG	3FG	FT	OR-DR-TR	PF	A	T	B	S	PTS
vs. Louisiana-Lafayette	11/28	13	4-10	0-1	0-0	2-1-3	0	1	1	0	0	0	8
vs. Washington	11/29	11	2-4	1-2	1-2	2-2-4	1	2	1	0	0	0	6
vs. #5 Illinois	12/2	14	3-6	1-1	0-2	1-6-7	0	0	0	2	1	7	7
SFA	12/9	16	3-6	2-3	2-2	0-0-0	3	1	2	2	2	10	10
at Kansas State	12/19	16	3-8	0-3	2-2	1-4-5	2	1	1	0	0	8	8
Arkansas Pine-Bluff	12/21	19	5-9	1-3	1-2	1-2-3	1	3	1	0	1	12	12
Central Arkansas	12/29	14	4-6	2-3	3-4	0-1-1	2	0	0	1	4	13	13
Alcorn State	12/30	16	5-7	2-3	2-2	3-2-5	1	1	0	0	1	14	14
at Iowa State	1/2	14	2-3	0-0	2-4	0-4-4	0	0	1	0	2	6	6
Oklahoma	1/6	21	6-10	2-4	2-2	1-5-6	2	3	1	0	1	16	16
at TCU	1/9	15	1-1	0-0	0-0	0-2-2	2	3	1	1	0	2	2
at #15 Texas Tech	1/16	12	1-4	1-3	1-2	1-2-3	0	0	0	0	0	4	4
#9 Kansas	1/18	11	0-2	0-0	0-0	1-2-3	1	0	1	0	1	0	0
at Oklahoma State	1/23	10	2-8	0-3	1-2	2-5-7	2	0	3	0	2	5	5
Kansas State	1/27	15	4-7	2-3	0-1	1-2-3	4	2	1	0	2	10	10
Auburn	1/30	15	5-9	3-6	0-2	2-4-6	2	2	2	0	1	13	13
at Texas	2/2												
TCU	2/6												
at Oklahoma	2/10												
Texas Tech	2/13												
at West Virginia	2/15												
West Virginia	2/18												
Oklahoma State	2/20												
Iowa State	2/23												
at Kansas	2/27												
Texas	TBD												

MAYER'S CAREER STATS

YEAR	GP-GS	MIN-AVG	FG-A	PCT	3FG-A	PCT	FT-A	PCT	OFF-DEF-TOT	AVG	PF-D	A	TO	B	S	TP	AVG
2018-19 (FR.)	33-0	388-11.8	51-154	.331	20-65	.308	31-47	.660	24-42-66	2.0	34-0	26	25	8	17	153	4.6
2019-20 (SO.)	30-0	348-11.6	54-128	.422	17-45	.378	20-29	.690	18-39-57	1.9	30-0	23	21	4	15	145	4.8
2020-21 (JR.)	16-0	232-14.5	50-100	.500	17-38	.447	17-29	.586	18-44-62	3.9	23-0	19	16	6	18	134	8.4
CAREER	79-0	968-12.3	155-382	.406	54-148	.365	68-105	.648	60-125-185	2.3	87-0	68	62	18	50	432	5.5



45 — DAVION MITCHELL

G • 6-2 • 205 • JR. • 1L
HINESVILLE, GA. (AUBURN)

SEASON HIGHS

Points: — 31 vs. Kansas State (1/27/21)
FG: — 12 vs. Kansas State (1/27/21)
FGA: — 16 vs. Kansas State (1/27/21)
3FG: — 7 vs. Kansas State (1/27/21)
3FGA: — 10 at Kansas State (12/19/20)
FT: — 4 at TCU (1/9/21); vs. Kansas (1/18/21)
FTA: — 6 at TCU (1/9/21)
Rebounds: — 6 vs. Central Arkansas (12/29/20)
Assists: — 12 vs. Central Arkansas (12/29/20)
Turnovers: — 7 vs. Kansas (1/18/21)
Blocks: — 2 vs. Alcorn State (12/30/20)
Steals: — 4 vs. SFA (12/9/20); at Iowa State (1/2/21)
Minutes Played: — 38 at TCU (1/9/21)

CAREER HIGHS

Points: — 31 vs. Kansas State (1/27/21)
FG: — 12 vs. Kansas State (1/27/21)
FGA: — 16 vs. Kansas State (1/27/21)
3FG: — 7 vs. Kansas State (1/27/21)
3FGA: — 10 at Kansas State (12/19/20)
FT: — 7 at Florida (1/25/20)
FTA: — 10 vs. Oklahoma State (2/8/20)
Rebounds: — 6 at Texas (2/10/20); vs. Central Arkansas (12/29/20)
Assists: — 12 vs. Central Arkansas (12/29/20)
Turnovers: — 7 vs. Kansas (1/18/21)
Blocks: — 2, three times
Steals: — 4, five times
Minutes Played: — 41 vs. Texas Tech (3/2/20)

MISCELLANEOUS

	20-21	BU CAREER	BU RECORD
Double-Figure Points:	11	26	25-1
Double-Figure Assists:	2	3	3-0
Double-Doubles	1	2	2-0
20+ Points:	2	2	2-0
30+ Points:	1	1	1-0
5+ Assists:	11	22	22-0
Led team in Points:	2	4	4-0
Led team in Rebounds:	1	2	2-0
Led team in Assists:	10	25	24-1
Led team in Blocks:	1	4	3-1

MITCHELL NOTEBOOK

- Lightning quick junior point guard, transferred to Baylor from Auburn and sat out 2018-19 season
- Named 2020 Big 12 Newcomer of the year, All-Big 12 Second Team and Big 12 All-Defensive Team
- Nicknamed "Off Night" for reputation of forcing player he's defending into having an off night
- Posted 6+ assists in 10 of 16 games this season (6+ asts in 6 of 64 career games entering this season)
- Has started all 46 games at Baylor (42-4 record) after coming off bench in all 34 games as freshman at Auburn in 2017-18
- Erupted for career-high 31 points vs. K-State (1/27/21), including 22 points (8-9 FGs) in 12 minutes in 2nd half
- Posted team-highs of 17 points and 5 rebounds in win at No. 15 Texas Tech (1/16/21)
- 2nd career double-double with 10 points, 10 assists vs. Alcorn (12/30), one day after career-high 12 assists vs. UCA (12/29)
- Scored then-career-high 20 points and made career-best 6-of-10 from 3-point range in win at Kansas State (12/19/20)
- Made then-career-high 4-of-5 from 3-point range as part of 15-point, 7-assist effort in win over No. 5 Illinois (12/2/20)
- Teams are 54-4 in games in which he's played 20+ minutes (12-0 at Auburn, 42-4 at Baylor)
- Teams are 27-1 in games in which he's scored 10+ points (2-0 at Auburn, 25-1 at Baylor)
- Averaging 11.5 ppg over last 42 games (482 pts) after posting 4.0 ppg over first 38 collegiate games (153 pts)
- Had career-first double-double with 14 points and career-high 10 assists in 33 minutes vs. Kansas State (2/25/20)
- Came off bench in all 34 games as freshman at Auburn in 2017-18, helping Tigers to 26-8 record and SEC title
- Has team-high 41-inch max vertical, 33.5-inch no-step vertical

2020-21 GAME-BY-GAME

OPPONENT	DATE	GS	MIN	FG	3FG	FT	OR-DR-TR	PF	A	T	B	S	PTS
vs. Louisiana-Lafayette	11/28	*	27	7-9	2-2	2-4	0-4-4	3	6	1	0	3	18
vs. Washington	11/29	*	31	2-8	1-5	1-2	1-3-4	1	7	4	0	1	6
vs. #5 Illinois	12/2	*	31	5-8	4-5	1-2	1-3-4	4	7	3	0	2	15
SFA	12/9	*	31	4-6	1-2	2-2	1-2-3	1	7	3	1	4	11
at Kansas State	12/19	*	32	7-12	6-10	0-0	0-3-3	3	3	4	0	2	20
Arkansas Pine-Bluff	12/21	*	24	4-7	1-4	0-0	0-1-1	3	6	1	1	2	9
Central Arkansas	12/29	*	24	2-3	2-2	0-0	2-4-6	1	12	4	0	3	6
Alcorn State	12/30	*	28	3-5	1-2	3-3	1-2-3	3	10	3	2	3	10
at Iowa State	1/2	*	28	6-13	0-4	1-1	1-2-3	4	2	2	0	4	13
Oklahoma	1/6	*	32	4-10	0-4	0-0	0-1-1	3	4	2	0	1	8
at TCU	1/9	*	38	3-9	0-4	4-6	0-0-0	4	6	3	0	1	10
at #15 Texas Tech	1/16	*	31	6-12	3-6	2-4	0-5-5	3	1	4	0	0	17
#9 Kansas	1/18	*	32	2-5	2-2	4-4	0-0-0	2	3	7	0	3	10
at Oklahoma State	1/23	*	37	3-9	1-5	1-2	1-2-3	1	9	1	1	1	8
Kansas State	1/27	*	28	12-16	7-9	0-0	0-2-2	2	5	2	0	3	31
Auburn	1/30	*	31	4-9	3-6	2-2	1-2-3	3	7	1	0	1	13
at Texas	2/2												
TCU	2/6												
at Oklahoma	2/10												
Texas Tech	2/13												
at West Virginia	2/15												
West Virginia	2/18												
Oklahoma State	2/20												
Iowa State	2/23												
at Kansas	2/27												
Texas	TBD												

MITCHELL'S AUBURN STATS

YEAR	GP-GS	MIN-AVG	FG-A	PCT	3FG-A	PCT	FT-A	PCT	OFF-DEF-TOT	AVG	PF-D	A	TO	B	S	TP	AVG
2017-18 (FR.)	34-0	582-17.1	45-105	.429	15-52	.288	21-31	.677	9-30-39	1.1	73-1	63	38	1	18	126	3.7

MITCHELL'S BAYLOR STATS

YEAR	GP-GS	MIN-AVG	FG-A	PCT	3FG-A	PCT	FT-A	PCT	OFF-DEF-TOT	AVG	PF-D	A	TO	B	S	TP	AVG
2019-20 (SO.)	30-30	973-32.4	105-257	.409	34-105	.324	53-80	.663	10-71-81	2.7	82-1	114	67	11	44	297	9.9
2020-21 (JR.)	16-16	485-30.3	74-141	.525	34-72	.472	23-32	.719	9-36-45	2.8	41-0	95	45	5	34	205	12.8
BU CAREER	46-46	1458-31.7	179-398	.450	68-177	.384	76-112	.679	19-107-126	2.7	123-1	209	112	16	78	502	10.9
NCAA CAREER	80-46	2040-25.5	224-503	.445	83-229	.362	97-143	.678	28-137-165	2.1	196-2	272	150	17	96	628	7.9



23 – JONATHAN TCHAMWA TCHATCHOUA

F • 6-8 • 245 • SO. • SQ
DOUALA, CAMEROON (UNLV)

SEASON HIGHS

Points: – 13, three times
 FG: – 6 at Kansas State (12/19/20); vs. Central Arkansas (12/29/20)
 FGA: – 10 at Kansas State (12/19/20)
 3FG: –
 3FGA: –
 FT: – 5 vs. Illinois (12/2/20)
 FTA: – 6 vs. Illinois (12/2/20)
 Rebounds: – 11 vs. Central Arkansas (12/29/20)
 Assists: – 1, five times
 Turnovers: – 3 at Iowa State (1/2/21)
 Blocks: – 4 at Oklahoma State (1/23/21)
 Steals: – 2 at Kansas State (12/19/20)
 Minutes Played: – 26 at Iowa State (1/2/21)

CAREER HIGHS

Points: – 13, four times
 FG: – 6 at Kansas State (12/19/20); vs. Central Arkansas (12/29/20)
 FGA: – 10 at Kansas State (12/19/20)
 3FG: –
 3FGA: – 1, three times
 FT: – 9 vs. Colorado State (1/2/19)
 FTA: – 10 vs. Colorado State (1/2/19)
 Rebounds: – 12 vs. Colorado State (1/2/19)
 Assists: – 2 vs. Indiana State (12/23/18)
 Turnovers: – 4 vs. New Mexico (1/8/19)
 Blocks: – 4 at Oklahoma State (1/23/21)
 Steals: – 2, three times
 Minutes Played: – 40 vs. BYU (12/15/18)

MISCELLANEOUS

	20-21	BU RECORD
Double-Figure Points:	5	5-0
Double-Figure Rebounds:	2	2-0
Double-Doubles:	1	1-0
2+ Blocks:	4	4-0
Led team in Points:	–	–
Led team in Rebounds:	7	7-0
Led team in Blocks:	6	6-0
Led team in Bench Points:	5	5-0

TCHAMWA TCHATCHOUA NOTEBOOK

- Third-year sophomore big man with tremendous athleticism, extremely coachable; splits time with Flo Thamba at 5-spot
- Coaches refer to him as “Everyday Jon,” because they know he’s going to be the same energy-giving person every day
- Transferred to Baylor after playing one year at UNLV, sat out 2019-20 season and participated on BU practice squad
- Has scored 45% of his field goals on dunks (24 of 53) over first 16 games at Baylor
- Blocked 13 shots in last 8 games (1.6 bpg) after recording 2 blocks over season’s first 8 games (0.3 bpg)
- 2nd career double-double with 13 points and career-high 11 boards vs. Central Arkansas (12/29/20)
- Matched career-high with 13 points (all in first half), including 3 alley-oop dunks in 24 minutes off bench at K-State (12/19/20)
- Scored career-high 13 points and added team-high 6 rebounds in 21 minutes off bench vs. SFA (12/9/20)
- Posted 9 points and 9 rebounds in 24 minutes off bench in win over No. 5 Illinois (12/2/20)
- Nearly posted double-double in second game with Bears, 12 points and 9 rebounds in 19 minutes off bench vs. Washington
- Played 31 games (11 starts) as freshman at UNLV, averaging 3.4 PPG, 3.5 RPG, 0.7 BPG in 13.3 MPG
- Recorded career-first double-double with 13 points and 12 rebounds in 16 minutes vs. Colorado State (1/2/19) while at UNLV
- Played 40 minutes in overtime win in first collegiate start vs. BYU (12/15/18) while at UNLV
- Born in Cameroon, moved to Australia and played at NBA Global Academy for final two high school seasons

2020-21 GAME-BY-GAME


OPPONENT	DATE	GS	MIN	FG	3FG	FT	OR-DR-TR	PF	A	T	B	S	PTS
vs. Louisiana-Lafayette	11/28		16	2-5	0-0	2-2	1-6-7	3	0	2	0	0	6
vs. Washington	11/29		19	5-9	0-0	2-2	4-5-9	2	1	1	1	0	12
vs. #5 Illinois	12/2		24	2-4	0-0	5-6	6-3-9	4	0	1	0	0	9
SFA	12/9		21	5-6	0-0	3-4	1-5-6	3	0	0	1	0	13
at Kansas State	12/19		24	6-10	0-0	1-2	3-1-4	2	1	0	0	2	13
Arkansas Pine-Bluff	12/21		18	5-8	0-0	0-0	4-4-8	4	1	0	0	0	10
Central Arkansas	12/29		21	6-6	0-0	1-2	1-10-11	0	0	1	0	0	13
Alcorn State	12/30		18	3-5	0-0	0-1	3-5-8	0	0	1	0	0	6
at Iowa State	1/2		26	2-2	0-0	3-3	2-8-10	1	0	3	2	0	7
Oklahoma	1/6		24	2-3	0-0	2-2	1-3-4	2	0	2	1	0	6
at TCU	1/9		20	2-6	0-0	0-0	2-1-3	3	1	1	1	1	4
at #15 Texas Tech	1/16		17	2-7	0-0	3-4	3-2-5	0	0	0	0	0	7
#9 Kansas	1/18		23	4-5	0-0	0-0	2-3-5	3	0	2	2	1	8
at Oklahoma State	1/23		17	2-4	0-0	0-0	1-3-4	1	0	2	4	0	4
Kansas State	1/27		14	3-4	0-0	1-2	2-1-3	4	1	1	0	0	7
Auburn	1/30		21	2-4	0-0	2-3	3-3-6	1	1	0	3	1	6
at Texas	2/2												
TCU	2/6												
at Oklahoma	2/10												
Texas Tech	2/13												
at West Virginia	2/15												
West Virginia	2/18												
Oklahoma State	2/20												
Iowa State	2/23												
at Kansas	2/27												
Texas	TBD												

TCHAMWA TCHATCHOUA'S UNLV STATS

YEAR	GP-GS	MIN-AVG	FG-A	PCT	3FG-A	PCT	FT-A	PCT	OFF-DEF-TOT	AVG	PF-D	A	TO	B	S	TP	AVG
2018-19 (FR.)	31-11	412-13.3	38-80	.475	0-3	.000	30-44	.682	57-50-107	3.5	68-2	6	25	21	7	106	3.4

TCHAMWA TCHATCHOUA'S BAYLOR STATS

YEAR	GP-GS	MIN-AVG	FG-A	PCT	3FG-A	PCT	FT-A	PCT	OFF-DEF-TOT	AVG	PF-D	A	TO	B	S	TP	AVG
2020-21 (SO.)	16-0	323-20.2	53-88	.602	0-0	.000	25-33	.758	39-63-102	6.4	33-0	6	17	15	5	131	8.2
NCAA CAREER	47-11	735-15.6	91-168	.542	0-3	.000	55-77	.714	96-113-209	4.4	101-2	12	42	36	12	237	5.0



31 — MACIO TEAGUE

G • 6-4 • 195 • SR. • 1L

CINCINNATI, OHIO (UNC ASHEVILLE)

SEASON HIGHS

Points: — 23 at Kansas State (12/19/20)
FG: — 9 vs. ULL (11/28/20); vs. Central Arkansas (12/29/20)
FGA: — 18 vs. Louisiana-Lafayette (11/28/20)
3FG: — 5 at Kansas State (12/19/20)
3FGA: — 9 at Kansas State (12/19/20)
FT: — 8 vs. Alcorn State (12/30/20)
FTA: — 8 vs. Alcorn State (12/30/20); at Iowa State (1/2/21)
Rebounds: — 10 at Kansas State (12/19/20)
Assists: — 5 vs. Kansas State (11/27/21)
Turnovers: — 2, six times
Blocks: — 2 at Oklahoma State (1/23/21)
Steals: — 3 at Iowa State (1/2/21); vs. Kansas (1/18/21)
Minutes Played: — 37 at K-State (12/19/20); at Texas Tech (1/16/21)

CAREER HIGHS

Points: — 36 at Campbell (2/1/18)*
FG: — 14 at Campbell (2/1/18)*
FGA: — 24 vs. USC (3/13/18)*
3FG: — 7 at Campbell (2/1/18)*
3FGA: — 15 at Campbell (2/1/18)*
FT: — 12 at Charleston Southern (1/14/17)*
FTA: — 14 vs. High Point (1/27/18)*
Rebounds: — 11 at UNC Greensboro (12/19/17)*
Assists: — 8 vs. Wofford (11/26/17)*
Turnovers: — 8 at Rhode Island (11/10/17)*
Blocks: — 2 at Oklahoma State (1/23/21)
Steals: — 5 at Coastal Carolina (12/3/16)*
Minutes Played: — 49 vs. USC (3/13/18)*

* - while at UNC Asheville

MISCELLANEOUS

	20-21	BU CAREER	BU RECORD
Double-Figure Points:	14	36	35-1
Double-Figure Rebounds:	1	2	2-0
Double-Doubles:	1	2	2-0
20+ Points:	3	6	6-0
5+ Assists:	1	4	3-1
Led team in Points:	5	15	15-0
Led team in Rebounds:	2	6	6-0
Led team in Assists:	1	4	3-1
Led team in Blocks:	2	3	3-0

TEAGUE NOTEBOOK

- Fifth-year senior guard, earned All-Big 12 Second Team honors in first season at BU; played 2 years at UNC Asheville
- Has earned All-Conference honors all 3 collegiate seasons (1st Team All-Big South 2017 & 2018, 2nd Team All-Big 12 2020)
- Nation's only player with 1,500 career points (1,707), 400 rebounds (493), 225 assists (251), 125 steals (132) and 200 3FGs (255).
- Led Bears in scoring in 11 of last 28 games played and 15 times over 2 seasons (Bears are 15-0 when he leads team in scoring)
- Scored game-high 23 points and added 10 rebounds for 5th career double-double (2nd at BU) in win at Kansas State (12/19/20)
- Led Bears with 21 points, 7 rebounds and 4 assists in 32 minutes of season-opener vs. Louisiana (11/28/20)
- Has 7 career games with 6+ made 3FGs, 13 games with 5+ made 3FGs and 42 games with 3+ made 3FGs
- Scored in double-figures in 36 of 44 games at Baylor and in 90 of 111 games during collegiate career
- Has 5 career double-doubles, including 23 points and 10 rebounds in this season's Big 12 opener at Kansas State (12/19/20)
- Career .407 3-point shooter, averaging 2.3 made 3s per games (255-of-627 over 111 games)
- Played in 90 consecutive games (89 starts) to start collegiate career before sitting out 2 games with broken wrist
- Led team in scoring in 6 straight games with 15+ points in each before suffering broken wrist at Texas (2/10/20)
- Had 4th career double-double with 18 points and 10 rebounds in Baylor debut vs. Central Arkansas (11/5/19)
- Earned Myrtle Beach Invitational All-Tournament honors after leading Bears with 18.7 points per game (17+ points all 3 games)
- Scored 1,078 points over 2 seasons at UNCA, 4th player in Big South history to reach 1k as soph.

2020-21 GAME-BY-GAME

OPPONENT	DATE	GS	MIN	FG	3FG	FT	OR-DR-TR	PF	A	T	B	S	PTS
vs. Louisiana-Lafayette	11/28	*	32	9-18	3-7	0-0	2-5-7	0	4	2	0	0	21
vs. Washington	11/29	*	29	6-12	2-6	1-2	3-3-6	0	1	2	0	0	15
vs. #5 Illinois	12/2	*	32	4-10	0-2	3-4	1-1-2	0	0	0	0	0	11
SFA	12/9	*	25	2-6	0-3	5-5	1-1-2	1	1	2	0	0	9
at Kansas State	12/19	*	37	8-14	5-9	2-3	4-6-10	0	2	1	0	1	23
Arkansas Pine-Bluff	12/21	*	28	3-6	2-3	5-5	3-1-4	0	2	1	0	0	13
Central Arkansas	12/29	*	26	9-13	2-5	0-0	0-3-3	0	1	1	0	2	20
Alcorn State	12/30	*	20	4-9	2-7	8-8	2-0-2	0	3	0	0	1	18
at Iowa State	1/2	*	36	3-11	1-3	6-8	1-3-4	0	0	1	1	3	13
Oklahoma	1/6	*	34	6-11	4-6	1-2	0-4-4	3	0	1	1	0	17
at TCU	1/9	*	31	5-14	2-6	0-0	2-0-2	0	2	1	0	1	12
at #15 Texas Tech	1/16	*	37	6-11	0-2	2-2	1-3-4	0	1	2	1	1	14
#9 Kansas	1/18	*	32	5-12	0-4	3-3	0-1-1	1	1	2	0	3	13
at Oklahoma State	1/23	*	33	4-10	0-2	0-0	2-1-3	3	1	0	2	1	8
Kansas State	1/27	*	23	6-11	4-6	2-2	0-6-6	2	5	1	0	1	18
Auburn	1/30	*	31	6-13	1-5	2-3	1-3-4	0	0	2	0	1	15
at Texas	2/2												
TCU	2/6												
at Oklahoma	2/10												
Texas Tech	2/13												
at West Virginia	2/15												
West Virginia	2/18												
Oklahoma State	2/20												
Iowa State	2/23												
at Kansas	2/27												
Texas	TBD												

TEAGUE'S UNC ASHEVILLE STATS

YEAR	GP-GS	MIN-AVG	FG-A	PCT	3FG-A	PCT	FT-A	PCT	OFF-DEF-TOT	AVG	PF-D	A	TO	B	S	TP	AVG
2016-17 (FR.)	33-32	1124-34.1	169-361	.468	70-154	.455	101-114	.886	18-133-151	4.6	46-0	90	31	7	36	509	15.4
2017-18 (SO.)	34-34	1200-35.3	181-433	.418	97-228	.425	110-127	.866	17-132-149	4.4	57-0	85	70	4	54	569	16.7
CAREER	67-66	2324-34.7	350-794	.441	167-382	.437	211-241	.876	35-265-300	4.5	103-0	175	101	11	90	1078	16.1

TEAGUE'S BAYLOR STATS

YEAR	GP-GS	MIN-AVG	FG-A	PCT	3FG-A	PCT	FT-A	PCT	OFF-DEF-TOT	AVG	PF-D	A	TO	B	S	TP	AVG
2019-20 (JR.)	28-28	913-32.6	120-300	.400	60-169	.355	89-105	.848	29-100-129	4.6	36-0	52	35	5	27	389	13.9
2020-21 (SR.)	16-16	486-30.4	86-181	.475	28-76	.368	40-47	.851	23-41-64	4.0	10-0	24	19	5	15	240	15.0
BU CAREER	44-44	1399-31.8	206-481	.428	88-245	.359	129-152	.849	52-141-193	4.4	46-0	76	54	10	42	629	14.3
NCAA CAR.	111-110	3723-33.5	556-1275	.436	255-627	.407	340-393	.865	87-406-493	4.4	149-0	251	155	21	132	1707	15.4



0 — FLO THAMBA

F • 6-10 • 245 • JR. • 2L
KINSHASA, CONGO (MOUNTAIN MISSION SCHOOL)

SEASON HIGHS

Points: — 10 at Iowa State (1/2/21)
FG: — 3 at Iowa State (1/2/21); vs. Kansas (1/18/21)
FGA: — 4 vs. Louisiana-Lafayette (1/12/20); vs. Auburn (1/30/21)
3FG: —
3FGA: —
FT: — 4 vs. Alcorn State (12/30/20); at Iowa State (1/2/21)
FTA: — 5 vs. Alcorn State (12/30/20); at Iowa State (1/2/21)
Rebounds: — 11 vs. Auburn (1/30/21)
Assists: — 1, three times
Turnovers: — 3 at Kansas State (12/19/20)
Blocks: — 3 vs. Kansas State (1/27/21)
Steals: — 1 vs. UAPB (12/21/20); at TCU (1/9/21)
Minutes Played: — 21 vs. Kansas State (1/27/21)

CAREER HIGHS

Points: — 11 vs. UT Martin (12/18/19)
FG: — 4 vs. UT Martin (12/18/19)
FGA: — 5 vs. Kansas (1/12/19)
3FG: —
3FGA: —
FT: — 4 vs. Alcorn State (12/30/20); at Iowa State (1/2/21)
FTA: — 6 vs. UT Martin (12/18/19)
Rebounds: — 11 vs. Auburn (1/30/21)
Assists: — 3 vs. TCU (2/2/19)
Turnovers: — 3 at Kansas State (12/19/20)
Blocks: — 4 vs. UT Martin (12/18/19)
Steals: — 1, nine times
Minutes Played: — 21, four times

MISCELLANEOUS

	20-21	CAREER	BU RECORD
Double-Figure Points:	1	2	2-0
Double-Figure Rebounds:	1	1	1-0
Double-Doubles:	—	—	—
2+ Blocks:	1	9	8-1
Led team in Points:	—	—	—
Led team in Rebounds:	2	3	3-0
Led team in Blocks:	4	12	10-2
Led team in Bench Points:	—	3	2-1


THAMBA NOTEBOOK

- Junior with 7-foot-5 wingspan, originally from Kinshasa, Congo; splits time with Jonathan Tchamwa Tchatchoua at 5-spot
- Has started all 16 games this season after playing 19 of 30 games last season, all off bench (11 DNPs)
- Already has more points & rebounds this season (58 pts, 77 rebs) than last season (43 pts, 42 rebs)
- Grabbed career-high 11 rebounds in just 17 minutes of win vs. Auburn (1/30/21)
- Posted season-high 10 points in just 13 minutes of win at Iowa State (1/2/21)
- Recorded 7 rebounds (6 offensive) in 18 minutes of BU win at Kansas State (12/19/20)
- Saw 15 minutes of action in season finale last year at West Virginia, most in any Big 12 game last season
- Made pair of clutch free throws to give Bears 1-point lead with 4:55 left in comeback win at Oklahoma State (1/18/20)
- Recorded career-highs with 11 points (4-4 FGs), 8 rebounds, 4 blocks and 21 minutes vs. UT Martin (12/18/19)
- Came off bench in 33 of 34 games as freshman in 2018-19, including 15 games with double-digit minutes
- Born in Congo, lived in England, France and South Africa, emigrated to United States in 2014
- Averaged 14.0 points, 10.0 rebounds and 1.5 blocks as senior at Mountain Mission School in Grundy, Va.
- Late addition to 2018 signing class, ranked No. 243 overall and No. 34 center by 247Sports

2020-21 GAME-BY-GAME

OPPONENT	DATE	GS	MIN	FG	3FG	FT	OR-DR-TR	PF	A	T	B	S	PTS
vs. Louisiana-Lafayette	11/28	*	20	2-4	0-0	2-4	5-2-7	2	0	1	0	0	6
vs. Washington	11/29	*	15	0-1	0-0	0-2	1-1-2	2	0	0	1	0	0
vs. #5 Illinois	12/2	*	13	2-2	0-0	0-3	0-0-0	3	0	0	0	0	4
SFA	12/9	*	11	1-1	0-0	2-2	1-0-1	4	0	1	0	0	4
at Kansas State	12/19	*	18	1-1	0-0	1-2	6-1-7	2	1	3	0	0	3
Arkansas Pine-Bluff	12/21	*	16	2-3	0-0	0-0	2-6-8	1	1	1	1	1	4
Central Arkansas	12/29	*	14	1-1	0-0	0-0	0-6-6	0	0	0	1	0	2
Alcorn State	12/30	*	16	2-3	0-0	4-5	2-4-6	3	0	0	1	0	8
at Iowa State	1/2	*	13	3-3	0-0	4-5	1-3-4	3	0	0	0	0	10
Oklahoma	1/6	*	13	1-2	0-0	0-0	4-2-6	3	0	0	1	0	2
at TCU	1/9	*	16	1-1	0-0	0-2	1-6-7	3	0	0	1	1	2
at #15 Texas Tech	1/16	*	13	0-1	0-0	0-0	1-0-1	3	0	0	0	0	0
#9 Kansas	1/18	*	14	3-3	0-0	1-2	3-1-4	3	0	1	0	0	7
at Oklahoma State	1/23	*	9	0-0	0-0	2-2	0-1-1	4	0	1	0	0	2
Kansas State	1/27	*	21	1-2	0-0	2-2	3-3-6	1	0	0	3	0	4
Auburn	1/30	*	17	0-4	0-0	0-0	4-7-11	2	1	0	1	0	0
at Texas	2/2												
TCU	2/6												
at Oklahoma	2/10												
Texas Tech	2/13												
at West Virginia	2/15												
West Virginia	2/18												
Oklahoma State	2/20												
Iowa State	2/23												
at Kansas	2/27												
Texas	TBD												

THAMBA'S CAREER STATS																	
YEAR	GP-GS	MIN-AVG	FG-A	PCT	3FG-A	PCT	FT-A	PCT	OFF-DEF-TOT	AVG	PF-D	A	TO	B	S	TP	AVG
2018-19 (FR.)	33-0	331-10.0	21-39	.538	0-0	.000	16-30	.533	31-41-72	2.2	57-1	11	24	21	6	58	1.8
2019-20 (SO.)	19-0	172-9.1	13-27	.481	0-0	.000	17-30	.567	14-28-42	2.2	33-1	2	7	13	1	43	2.3
2020-21 (JR.)	16-16	239-14.9	20-32	.625	0-0	.000	18-32	.563	34-43-77	4.8	39-0	3	8	10	2	58	3.6
CAREER	68-16	742-10.9	54-98	.551	0-0	.000	51-92	.554	79-112-191	2.8	129-2	16	39	44	9	159	2.3



5 — JORDAN TURNER

G/F • 6-8 • 195 • RFR. • SQ
HOUSTON, TEXAS (SUNRISE CHRISTIAN)

SEASON/CAREER HIGHS

Points: — 10 vs. Alcorn State (12/30/20)
 FG: — 3 vs. Alcorn State (12/30/20)
 FGA: — 5 vs. UAPB (12/21/20)
 3FG: — 3 vs. Alcorn State (12/30/20)
 3FGA: — 3 vs. UAPB (12/21/20); vs. Alcorn State (12/30/20)
 FT: — 4 vs. UAPB (12/21/20)
 FTA: — 4 vs. UAPB (12/21/20)
 Rebounds: — 4 vs. UAPB (12/21/20)
 Assists: — 2 vs. UAPB (12/21/20)
 Steals: —
 Blocks: —
 Turnovers: — 1 vs. SFA (12/9/20); vs. Kansas State (1/27/21)
 Minutes Played: — 14 vs. UAPB (12/21/20)

MISCELLANEOUS

	20-21	BU RECORD
Double-Figure Points:	1	1-0
Double-Figure Rebounds:	—	—
Double-Doubles:	—	—
2+ Blocks:	—	—
Led team in Points:	—	—
Led team in Rebounds:	—	—
Led team in Blocks:	—	—
Led team in Assists:	—	—

TURNER NOTEBOOK

- Redshirt freshman wing from Houston, attended Sunrise Christian in Bel Aire, Kan. for final 2 prep seasons
- Elected to take voluntary redshirt and participate on practice squad during 2019-20 season
- Combined for 20 points and 13 rebounds in 37 minutes over last 4 games played (5-of-8 from 3-point range)
- Posted career-high 10 points (3-3 3FGs), added 3 rebounds in 8 minutes off bench vs. Alcorn State (12/30/20)
- Scored career-first points with 7 points and 4 rebounds in season-high 14 minutes off bench vs. UAPB (12/21/20)
- Played first two collegiate games in Bears' trip to Las Vegas, seeing 2 minutes of late-game action in both games
- Ranked No. 11 recruit in Texas and No. 24 SF nationally in 2019 signing class by ESPN
- Played first two prep seasons at Global Learning Village in Houston
- Twin brother, Jalyn, is sophomore on Central Oklahoma basketball squad

2020-21 GAME-BY-GAME

OPPONENT	DATE	GS	MIN	FG	3FG	FT	OR-DR-TR	PF	A	T	B	S	PTS
vs. Louisiana-Lafayette	11/28		2	0-0	0-0	0-0	0-0-0	0	0	0	0	0	0
vs. Washington	11/29		2	0-0	0-0	0-0	0-0-0	0	0	0	0	0	0
vs. #5 Illinois	12/2			DNP									
SFA	12/9		4	0-1	0-0	0-0	0-0-0	1	0	1	0	0	0
at Kansas State	12/19			DNP									
Arkansas Pine-Bluff	12/21		14	1-5	1-3	4-4	1-3-4	2	2	0	0	0	7
Central Arkansas	12/29		7	1-3	1-2	0-0	1-2-3	1	0	0	0	0	3
Alcorn State	12/30		8	3-4	3-3	1-2	1-2-3	5	1	0	0	0	10
at Iowa State	1/2			DNP									
Oklahoma	1/6			DNP									
at TCU	1/9			DNP									
at #15 Texas Tech	1/16			DNP									
#9 Kansas	1/18			DNP									
at Oklahoma State	1/23			DNP									
Kansas State	1/27		8	0-3	0-0	0-0	1-2-3	2	0	1	0	0	0
Auburn	1/30			DNP									
at Texas	2/2												
TCU	2/6												
at Oklahoma	2/10												
Texas Tech	2/13												
at West Virginia	2/15												
West Virginia	2/18												
Oklahoma State	2/20												
Iowa State	2/23												
at Kansas	2/27												
Texas	TBD												

TURNER'S CAREER STATS

YEAR	GP-GS	MIN-AVG	FG-A	PCT	3FG-A	PCT	FT-A	PCT	OFF-DEF-TOT	AVG	PF-D	A	TO	B	S	TP	AVG
2020-21 (RFR.)	7-0	45-6.4	5-16	.313	5-8	.625	5-6	.833	4-9-13	1.9	11-1	3	2	0	0	20	2.9
CAREER	7-0	45-6.4	5-16	.313	5-8	.625	5-6	.833	4-9-13	1.9	11-1	3	2	0	0	20	2.9



11 – MARK VITAL

G/F • 6-5 • 250 • SR. • 3L

LAKE CHARLES, LA. (ADVANCED PREP INT'L (TEXAS))

VITAL NOTEBOOK

- Bruising senior guard/forward from Lake Charles, La., sat out 2016-17 season before debuting in 2017-18
- Two-time All-Big 12 honoree (3rd Team in 2020, HM in 2019) and two-time Big 12 All-Defensive Team selection
- Tabbed as 1 of 4 finalists for 2020 Naismith Trophy Defensive Player of the Year
- Broke BU record with 40 career Big 12 victories (40-21), passing A.J. Walton (39-29); 10th all-time at BU with 131 steals
- Scored career-high 19 points (8-9 FGs) in comeback from 9 points down to win at Oklahoma State (1/23/21)
- Grabbed 10 rebounds and had highlight-reel chasedown block in win over No. 9 Kansas (1/18/21)
- Posted 15 rebounds, 8 points, 4 assists and 3 blocks in 27 minutes vs. Washington (11/29/20)
- Twice has posted as many rebounds as all opposing players combined – 11/29/20 vs. Washington (15-15), 12/15/18 at Arizona (17-14)
- Has scored in double-figures 26 times during BU career, has 14 games with double-digit rebounds and 2 double-doubles
- Has started 80 of team's last 90 games, across small forward, power forward and small-ball center
- Appeared in team-high 87 consecutive games before missing game vs. Texas Tech (3/2/20) due to knee injury late last season
- Tied career-high with 3 blocks, including potential go-ahead layup with 1.5 seconds left in win over No. 18 Butler (12/10/19)
- Had then-career-high 17 points with 8 rebounds in 29 minutes of 2019 NCAA Tournament 2nd Round vs. Gonzaga
- Went perfect 7-for-7 at foul line and posted 13 points, 8 rebounds and 3 assists in 84-83 OT win vs. Texas (2/27/17)
- Posted 2nd career double-double with career-high 15 points, 14 rebounds, 2 assists and 2 blocks in win vs. West Virginia (2/23/19)
- Had career-high 17 rebounds (9 offensive) in win at Arizona (12/15/18), out-rebounding all 9 Arizona players combined (14 rebounds)
- Played in all but one game vs. NCAA teams during BU career (missed vs. Randall in 2017-18 and vs. TTU in 2018-19)
- Committed to Baylor in September 2013, more than two years before signing day

SEASON HIGHS

Points: – 19 at Oklahoma State (1/23/21)
FG: – 8 at Oklahoma State (1/23/21)
FGA: – 9 at Oklahoma State (1/23/21)
3FG: –
3FGA: – 2 vs. Central Arkansas (12/29/20)
FT: – 5 at TCU (1/9/21)
FTA: – 6 at TCU (1/9/21); at Oklahoma State (1/23/21)
Rebounds: – 15 vs. Washington (11/29/20)
Assists: – 4 vs. Washington (11/29/20)
Turnovers: – 4 vs. Washington (11/29/20); vs. SFA (12/9/20)
Blocks: – 3 vs. Washington (11/29/20)
Steals: – 3, four times
Minutes Played: – 30 at Texas Tech (1/16/21)

CAREER HIGHS

Points: – 19 at Oklahoma State (1/23/21)
FG: – 8 at Oklahoma State (1/23/21)
FGA: – 13 vs. Kansas (1/12/19)
3FG: – 1, seven times
3FGA: – 4 vs. Jackson State (12/30/19)
FT: – 7 vs. Texas (2/27/19)
FTA: – 10 vs. Prairie View A&M (11/12/18); vs. Nicholls (11/16/18)
Rebounds: – 17 at Arizona (12/15/18)
Assists: – 8 vs. Oklahoma State (1/15/18)
Turnovers: – 7 vs. Kansas (2/10/18)
Blocks: – 3, six times
Steals: – 5 vs. SFA (12/18/18)
Minutes Played: – 41 vs. Texas (2/27/19)

MISCELLANEOUS

	20-21	CAREER	BU RECORD
Double-Figure Points:	1	26	16-10
Double-Figure Rebounds:	2	14	11-3
Double-Doubles:	–	2	2-0
5+ Assists:	–	8	7-1
2+ Blocks	5	24	19-5
Led team in Points:	–	3	0-3
Led team in Rebounds:	4	37	26-11
Led team in Assists:	–	18	11-8
Led team in Blocks:	6	26	19-7
Led team in Bench Points:	–	8	7-1

2020-21 GAME-BY-GAME

OPPONENT	DATE	GS	MIN	FG	3FG	FT	OR-DR-TR	PF	A	T	B	S	PTS
vs. Louisiana-Lafayette	11/28	*	15	2-2	0-0	1-3	1-1-2	3	2	1	0	3	5
vs. Washington	11/29	*	27	4-8	0-0	0-0	7-8-15	2	4	4	3	0	8
vs. #5 Illinois	12/2	*	27	2-7	0-0	2-2	4-3-7	1	1	0	1	1	6
SFA	12/9	*	22	2-6	0-1	0-0	1-5-6	4	0	4	0	3	4
at Kansas State	12/19	*	19	3-4	0-0	1-2	2-0-2	2	0	1	0	2	7
Arkansas Pine-Bluff	12/21	*	11	2-5	0-0	0-0	1-4-5	0	1	0	2	1	4
Central Arkansas	12/29	*	20	1-7	0-2	0-0	0-1-1	3	2	0	1	0	2
Alcorn State	12/30	*	17	2-5	0-1	1-2	1-0-1	2	2	0	0	2	5
at Iowa State	1/2	*	22	3-5	0-0	0-3	1-4-5	4	2	1	2	0	6
Oklahoma	1/6	*	16	0-3	0-0	1-2	2-6-8	0	3	1	1	0	1
at TCU	1/9	*	25	2-4	0-0	5-6	2-4-6	4	0	2	0	0	9
at #15 Texas Tech	1/16	*	30	1-1	0-0	2-2	2-3-5	4	0	2	1	3	4
#9 Kansas	1/18	*	29	2-5	0-0	0-0	1-9-10	4	1	0	1	0	4
at Oklahoma State	1/23	*	27	8-9	0-0	3-6	3-2-5	3	1	0	2	2	19
Kansas State	1/27	*	24	4-6	0-1	0-0	1-4-5	1	1	1	1	3	8
Auburn	1/30	*	21	0-3	0-0	2-4	1-1-2	3	1	1	2	1	2
at Texas	2/2												
TCU	2/6												
at Oklahoma	2/10												
Texas Tech	2/13												
at West Virginia	2/15												
West Virginia	2/18												
Oklahoma State	2/20												
Iowa State	2/23												
at Kansas	2/27												
Texas	TBD												
West Virginia	TBD												

VITAL'S CAREER STATS

YEAR	GP-GS	MIN-AVG	FG-A	PCT	3FG-A	PCT	FT-A	PCT	OFF-DEF-TOT	AVG	PF-D	A	TO	B	S	TP	AVG
2016-17 (FR.)		-redshirt-															
2017-18 (FR.)	33-18	786-23.8	87-181	.481	1-10	.100	47-93	.505	75-109-184	5.6	73-0	71	68	21	26	222	6.7
2018-19 (SO.)	34-34	943-27.7	89-192	.464	4-22	.182	64-121	.529	121-124-245	7.2	99-4	68	61	31	35	246	7.2
2019-20 (JR.)	29-23	755-26.0	73-159	.459	2-17	.118	28-67	.418	85-96-181	6.2	78-3	53	41	17	50	176	6.1
2020-21 (SR.)	16-16	352-22.0	38-80	.475	0-5	.000	18-32	.563	30-55-85	5.3	40-0	21	18	17	21	94	5.9
CAREER	112-91	2836-25.3	287-612	.469	7-54	.130	157-313	.502	311-384-695	6.2	290-7	213	188	86	132	738	6.6

2020-21 SEASON STATISTICS



**2020-21 Baylor Men's Basketball
Combined Team Statistics
All games**

Game Records

Record	Overall	Home	Away	Neutral
ALL GAMES	16-0	8-0	5-0	3-0
CONFERENCE	8-0	3-0	5-0	0-0
NON-CONFERENCE	8-0	5-0	0-0	3-0

Score by Periods

Team	1st	2nd	OT	TOT
Baylor	676	720	0	1396
Opponents	440	559	0	999

Team Box Score

No.	Player	Total			3-Point		F-Throw		Rebounds				PF DQ A TO BLK STL			PTS	AVG					
		GP-GS	MIN	AVG	FG-FGA	FG%	3FG-FGA	3FG%	FT-FTA	FT%	OFF	DEF	TOT	AVG	PF			DQ	A	TO	BLK	STL
12	BUTLER, Jared	16-16	465:07	29.1	97-198	.490	42-93	.452	32-43	.744	8	47	55	3.4	28	1	86	45	8	37	268	16.8
31	TEAGUE, MaCio	16-16	487:44	30.5	86-181	.475	28-76	.368	40-47	.851	23	41	64	4.0	10	0	24	19	5	15	240	15.0
45	MITCHELL, Davion	16-16	484:54	30.3	74-141	.525	34-72	.472	23-32	.719	9	36	45	2.8	41	0	95	45	5	34	205	12.8
10	FLAGLER, Adam	14-0	315:13	22.5	53-104	.510	27-61	.443	12-16	.750	11	20	31	2.2	24	0	22	13	0	12	145	10.4
24	MAYER, Matthew	16-0	230:52	14.4	50-100	.500	17-38	.447	17-29	.586	18	44	62	3.9	23	0	19	16	6	18	134	8.4
23	TCHAMWA TCHATCHOUA, Jonathan	16-0	322:30	20.2	53-88	.602	0-0	.000	25-33	.758	39	63	102	6.4	33	0	6	17	15	5	131	8.2
11	VITAL, Mark	16-16	353:12	22.1	38-80	.475	0-5	.000	18-32	.563	30	55	85	5.3	40	0	21	18	17	21	94	5.9
4	CRYER, LJ	13-0	170:59	13.2	20-46	.435	16-37	.432	8-12	.667	2	7	9	0.7	6	0	15	8	0	9	64	4.9
0	THAMBA, Flo	16-16	238:51	14.9	20-32	.625	0-0	.000	18-32	.563	34	43	77	4.8	39	0	3	8	10	2	58	3.6
32	LOVEDAY, Zach	8-0	52:38	6.6	12-17	.706	1-2	.500	3-4	.750	3	10	13	1.6	8	0	1	1	2	1	28	3.5
5	TURNER, Jordan	7-0	45:06	6.4	5-16	.313	5-8	.625	5-6	.833	4	9	13	1.9	11	1	3	2	0	0	20	2.9
35	PATERSON, Mark	7-0	15:31	2.2	4-8	.500	1-1	1.000	0-0	.000	2	4	6	0.9	5	0	0	1	0	1	9	1.3
13	MOFFATT, Jackson	7-0	17:23	2.5	0-8	.000	0-1	.000	0-1	.000	1	2	3	0.4	0	0	1	1	0	0	0	0.0
Team											26	20	46							4		
Total		16	3200		512-1019	.502	171-394	.434	201-287	.700	210	401	611	38.2	268	2	296	198	68	155	1396	87.3
Opponents		16	3200		362-889	.407	93-302	.308	182-270	.674	171	334	505	31.6	274	7	191	297	57	105	999	62.4

Team Statistics

	BAYLOR	OPP
Scoring	1396	999
Points per game	87.3	62.4
Scoring margin	+24.8	-
Field goals-att	512-1019	362-889
Field goal pct	.502	.407
3 point fg-att	171-394	93-302
3-point FG pct	.434	.308
3-pt FG made per game	10.7	5.8
Free throws-att	201-287	182-270
Free throw pct	.700	.674
F-Throws made per game	12.6	11.4
Rebounds	611	505
Rebounds per game	38.2	31.6
Rebounding margin	+6.6	-
Assists	296	191
Assists per game	18.5	11.9
Turnovers	198	297
Turnovers per game	12.4	18.6
Turnover margin	+6.2	-
Assist/turnover ratio	1.5	0.6
Steals	155	105
Steals per game	9.7	6.6
Blocks	68	57
Blocks per game	4.3	3.6
Winning streak	16	-
Home win streak	8	-
Attendance	16450	11657
Home games-Avg/Game	8-2056	5-2331
Neutral site-Avg/Game	-	3-0

Team Results

Date	Opponent		Score	Att.
11/28/2020	vs Louisiana	W	112-82	0
11/29/2020	vs Washington	W	86-52	0
12/02/2020	vs Illinois	W	82-69	0
12/09/2020	SFA	W	83-52	2350
12/19/2020	at Kansas St.	W	100-69	848
12/21/2020	Ark.-Pine Bluff	W	99-42	2350
12/29/2020	Central Ark.	W	93-56	0
12/30/2020	Alcorn	W	105-76	2350
01/02/2021	at Iowa St.	W	76-65	1318
01/06/2021	Oklahoma	W	76-61	2350
01/09/2021	at TCU	W	67-49	1891
01/16/2021	at Texas Tech	W	68-60	4250
01/18/2021	Kansas	W	77-69	2350
01/23/2021	at Oklahoma St.	W	81-66	3350
01/27/2021	Kansas St.	W	107-59	2350
01/30/2021	Auburn	W	84-72	2350

2020-21 BIG 12 STATISTICS



**2020-21 Baylor Men's Basketball
Combined Team Statistics
In Conference games**

Page 1/1
as of Jan 30, 2021

Game Records

Record	Overall	Home	Away	Neutral
ALL GAMES	8-0	3-0	5-0	0-0
CONFERENCE	8-0	3-0	5-0	0-0
NON-CONFERENCE	0-0	0-0	0-0	0-0

Score by Periods

Team	1st	2nd	OT	TOT
Baylor	314	338	0	652
Opponents	220	278	0	498

Team Box Score

No.	Player	Total			3-Point		F-Throw		Rebounds				Other									
		GP-GS	MIN	AVG	FG-FGA	FG%	3FG-FGA	3FG%	FT-FTA	FT%	OFF	DEF	TOT	AVG	PF	DQ	A	TO	BLK	STL	PTS	AVG
12	BUTLER, Jared	8-8	256:59	32.1	49-97	.505	25-54	.463	20-28	.714	4	28	32	4.0	18	1	47	28	4	22	143	17.9
31	TEAGUE, MaCio	8-8	264:40	33.1	43-94	.457	16-38	.421	16-20	.800	10	24	34	4.3	9	0	12	9	5	11	118	14.8
45	MITCHELL, Davion	8-8	258:03	32.3	43-86	.500	19-44	.432	12-17	.706	2	15	17	2.1	22	0	33	25	1	15	117	14.6
11	VITAL, Mark	8-8	192:04	24.0	23-37	.622	0-1	.000	12-21	.571	14	32	46	5.8	22	0	8	8	8	10	58	7.3
10	FLAGLER, Adam	7-0	147:07	21.0	18-41	.439	9-24	.375	5-8	.625	1	8	9	1.3	12	0	7	7	0	6	50	7.1
23	TCHAMWA TCHATCHOUA, Jonathan	8-0	166:05	20.8	23-41	.561	0-0	.000	10-13	.769	16	22	38	4.8	16	0	3	11	10	4	56	7.0
24	MAYER, Matthew	8-0	114:00	14.3	19-43	.442	5-16	.313	8-13	.615	7	26	33	4.1	13	0	9	9	1	8	51	6.4
32	LOVEDAY, Zach	2-0	08:20	4.2	3-4	.750	1-1	1.000	1-2	.500	2	2	4	2.0	3	0	1	0	0	0	8	4.0
0	THAMBA, Flo	8-8	116:58	14.6	10-13	.769	0-0	.000	10-16	.625	19	17	36	4.5	22	0	1	5	5	1	30	3.8
4	CRYER, LJ	6-0	58:20	9.7	6-13	.462	5-11	.455	0-0	.000	0	4	4	0.7	0	0	5	2	0	2	17	2.8
35	PATERSON, Mark	2-0	04:33	2.3	2-2	1.000	0-0	.000	0-0	.000	1	2	3	1.5	1	0	0	0	0	0	4	2.0
5	TURNER, Jordan	1-0	08:18	8.3	0-3	.000	0-0	.000	0-0	.000	1	2	3	3.0	2	0	0	1	0	0	0	0.0
13	MOFFATT, Jackson	2-0	04:33	2.3	0-1	.000	0-0	.000	0-0	.000	0	0	0	0.0	0	0	0	1	0	0	0	0.0
Team											17	13	30				3					
Total		8	1600		239-475	.503	80-189	.423	94-138	.681	94	195	289	36.1	140	1	126	109	34	79	652	81.5
Opponents		8	1600		179-439	.408	47-153	.307	93-133	.699	87	161	248	31.0	135	2	96	139	28	61	498	62.3

Team Statistics

	BAYLOR	OPP
Scoring	652	498
Points per game	81.5	62.3
Scoring margin	+19.3	-
Field goals-att	239-475	179-439
Field goal pct	.503	.408
3 point fg-att	80-189	47-153
3-point FG pct	.423	.307
3-pt FG made per game	10.0	5.9
Free throws-att	94-138	93-133
Free throw pct	.681	.699
F-Throws made per game	11.8	11.6
Rebounds	289	248
Rebounds per game	36.1	31.0
Rebounding margin	+5.1	-
Assists	126	96
Assists per game	15.8	12.0
Turnovers	109	139
Turnovers per game	13.6	17.4
Turnover margin	+3.8	-
Assist/turnover ratio	1.2	0.7
Steals	79	61
Steals per game	9.9	7.6
Blocks	34	28
Blocks per game	4.3	3.5
Winning streak	8	-
Home win streak	3	-
Attendance	7050	11657
Home games-Avg/Game	3-2350	5-2331
Neutral site-Avg/Game	-	0-0

Team Results

Date	Opponent	Score	Att.
12/19/2020	at Kansas St.	W 100-69	848
01/02/2021	at Iowa St.	W 76-65	1318
01/06/2021	Oklahoma	W 76-61	2350
01/09/2021	at TCU	W 67-49	1891
01/16/2021	at Texas Tech	W 68-60	4250
01/18/2021	Kansas	W 77-69	2350
01/23/2021	at Oklahoma St.	W 81-66	3350
01/27/2021	Kansas St.	W 107-59	2350

2020-21 TEAM GAME-BY-GAME



**2020-21 Baylor Men's Basketball
Team Game-by-Game
All games**

Page 1/1
as of Jan 30, 2021

Opponent	Date	Score	Total		3-Pointers		Free throws		Rebounds				PF	A	TO	BLK	STL	PTS	AVG	
			FG-FGA	PCT	3FG-FGA	PCT	FT-FTA	PCT	OFF	DEF	TOT	AVG								
vs Louisiana	11/28/2020	112-82	W	45-80	.563	15-27	.556	7-13	.538	15	26	41	41.0	15	25	10	1	12	112	112.0
vs Washington	11/29/2020	86-52	W	34-67	.507	13-29	.448	5-11	.455	21	29	50	45.5	14	21	16	6	3	86	99.0
vs Illinois	12/02/2020	82-69	W	30-66	.455	7-18	.389	15-24	.625	16	22	38	43.0	16	14	7	4	7	82	93.3
SFA	12/09/2020	83-52	W	25-51	.490	9-20	.450	24-27	.889	7	21	28	39.3	22	20	20	4	14	83	90.8
at Kansas St.	12/19/2020	100-69	W	37-64	.578	15-32	.469	11-18	.611	16	25	41	39.6	14	24	12	1	9	100	92.6
Ark.-Pine Bluff	12/21/2020	99-42	W	37-71	.521	11-23	.478	14-17	.824	13	29	42	40.0	14	25	5	4	9	99	93.7
Central Ark.	12/29/2020	93-56	W	37-74	.500	13-30	.433	6-8	.750	9	34	43	40.4	9	25	10	3	14	93	93.6
Alcorn	12/30/2020	105-76	W	34-63	.540	12-28	.429	25-31	.806	18	19	37	40.0	23	23	12	5	10	105	95.0
at Iowa St.	01/02/2021	76-65	W	26-55	.473	4-19	.211	20-29	.690	9	25	34	39.3	15	10	17	6	13	76	92.9
Oklahoma	01/06/2021	76-61	W	28-58	.483	10-24	.417	10-12	.833	12	29	41	39.5	17	13	13	5	5	76	91.2
at TCU	01/09/2021	67-49	W	25-55	.455	6-19	.316	11-19	.579	9	23	32	38.8	20	17	10	3	10	67	89.0
at Texas Tech	01/16/2021	68-60	W	23-55	.418	9-24	.375	13-22	.591	12	25	37	38.7	18	6	16	3	8	68	87.3
Kansas	01/18/2021	77-69	W	28-52	.538	9-19	.474	12-13	.923	10	19	29	37.9	17	14	18	3	10	77	86.5
at Oklahoma St.	01/23/2021	81-66	W	31-65	.477	10-24	.417	9-14	.643	13	21	34	37.6	19	19	10	9	10	81	86.1
Kansas St.	01/27/2021	107-59	W	41-71	.577	17-28	.607	8-11	.727	13	28	41	37.9	20	23	13	4	14	107	87.5
Auburn	01/30/2021	84-72	W	31-72	.431	11-30	.367	11-18	.611	17	26	43	38.2	15	17	9	7	7	84	87.3
Total		1396		512-1019	.502	171-394	.434	201-287	.700	210	401	611	38.2	268	296	198	68	155	1396	87.3
Opponents		999		362-889	.407	93-302	.308	182-270	.674	171	334	505	31.6	274	191	297	57	105	999	62.4

Baylor Averages

Games Played	Points/game	FG Pct	3FG Pct	FT Pct	Rebounds/game	Assists/game	Turnovers/game	Assist/Turnover ratio	Steals/game	Blocks/game
16	87.3	50.2	43.4	70.0	38.2	18.5	12.4	1.5	9.7	4.3

2020-21 OPPONENT GAME-BY-GAME



**2020-21 Baylor Men's Basketball
Opponents Game-by-Game
All games**

Page 1/1
as of Jan 30, 2021

Opponent	Date	Score	Total		3-Pointers		Free throws		Rebounds				PF	A	TO	BLK	STL	PTS	AVG	
			FG-FGA	PCT	3FG-FGA	PCT	FT-FTA	PCT	OFF	DEF	TOT	AVG								
vs Louisiana	11/28/2020	112-82	W	32-61	.525	6-19	.316	12-16	.750	6	23	29	29.0	15	12	19	3	5	82	82.0
vs Washington	11/29/2020	86-52	W	19-52	.365	5-24	.208	9-12	.750	5	14	19	24.0	14	12	14	6	8	52	67.0
vs Illinois	12/02/2020	82-69	W	26-59	.441	7-18	.389	10-16	.625	11	24	35	27.7	20	16	12	4	3	69	67.7
SFA	12/09/2020	83-52	W	18-44	.409	1-9	.111	15-27	.556	12	21	33	29.0	26	4	35	4	10	52	63.8
at Kansas St.	12/19/2020	100-69	W	28-59	.475	6-21	.286	7-15	.467	12	13	25	28.2	13	18	14	0	7	69	64.8
Ark.-Pine Bluff	12/21/2020	99-42	W	15-53	.283	3-11	.273	9-13	.692	12	23	35	29.3	17	8	23	3	1	42	61.0
Central Ark.	12/29/2020	93-56	W	21-60	.350	12-26	.462	2-5	.400	7	28	35	30.1	11	16	24	4	5	56	60.3
Alcorn	12/30/2020	105-76	W	24-53	.453	6-17	.353	22-33	.667	14	14	28	29.9	21	10	18	1	9	76	62.3
at Iowa St.	01/02/2021	76-65	W	26-54	.481	6-15	.400	7-11	.636	6	24	30	29.9	26	9	21	3	11	65	62.6
Oklahoma	01/06/2021	76-61	W	22-61	.361	4-24	.167	13-14	.929	11	19	30	29.9	15	14	10	4	8	61	62.4
at TCU	01/09/2021	67-49	W	15-45	.333	6-19	.316	13-18	.722	11	27	38	30.6	16	10	22	3	8	49	61.2
at Texas Tech	01/16/2021	68-60	W	22-62	.355	6-24	.250	10-14	.714	18	24	42	31.6	20	5	20	9	8	60	61.1
Kansas	01/18/2021	77-69	W	25-52	.481	10-19	.526	9-12	.750	9	14	23	30.9	16	18	15	3	5	69	61.7
at Oklahoma St.	01/23/2021	81-66	W	23-54	.426	4-10	.400	16-25	.640	15	22	37	31.4	13	12	16	6	6	66	62.0
Kansas St.	01/27/2021	107-59	W	18-52	.346	5-21	.238	18-24	.750	5	18	23	30.8	16	10	21	0	8	59	61.8
Auburn	01/30/2021	84-72	W	28-68	.412	6-25	.240	10-15	.667	17	26	43	31.6	15	17	13	4	3	72	62.4
Total		999		362-889	.407	93-302	.308	182-270	.674	171	334	505	31.6	274	191	297	57	105	999	62.4
Baylor		1396		512-1019	.502	171-394	.434	201-287	.700	210	401	611	38.2	268	296	198	68	155	1396	87.3

Opponents Averages

Games Played	Points/game	FG Pct	3FG Pct	FT Pct	Rebounds/game	Assists/game	Turnovers/game	Assist/Turnover ratio	Steals/game	Blocks/game
16	62.4	40.7	30.8	67.4	31.6	11.9	18.6	0.6	6.6	3.6

LAST SEASON VS. TEXAS IN WACO



Official Basketball Box Score - Final

Texas at Baylor

01/04/20 Ferrell Center, Waco
2019-20 Men's Basketball

Game Time: 7:00 PM

Game Duration: 2:01

Attendance: 6,063

Officials: Gary Maxwell, Brooks Wells, Clarence Armstrong

Texas - 44

Record: 10-3 (0-1)

NO. Name	Min	FG			Rebounds			Fouls		TP	AS	TO	ST	Blocks		+/-
		M-A	M-A	M-A	OR	DR	TOT	PF	FD					BS	BA	
20 Jericho Sims	F 38:15	6-10	0-0	1-4	6	9	15	1	4	13	1	1	0	1	2	-12
33 Kamaka Hepa	F 29:22	0-2	0-2	0-0	0	1	1	2	0	0	3	0	2	2	0	-12
1 Andrew Jones	G 29:33	3-9	1-5	2-5	0	4	4	4	4	9	1	2	0	0	0	-13
2 Matt Coleman III	G 31:32	4-10	1-1	0-2	0	3	3	3	2	9	1	2	0	0	2	-1
13 Jase Febres	G 28:25	0-7	0-5	2-4	0	1	1	2	2	2	1	2	0	0	2	-13
3 Courtney Ramey	31:52	5-12	1-2	0-0	1	3	4	1	4	11	2	2	0	0	1	-13
00 Gerald Liddell	06:15	0-1	0-0	0-0	1	0	1	2	0	0	0	1	0	1	1	-10
5 Royce Hamm Jr.	01:45	0-0	0-0	0-0	0	1	1	1	0	0	0	0	0	0	0	-3
22 Kai Jones	03:01	0-1	0-1	0-0	0	1	1	1	0	0	0	0	0	0	0	2
Team					1	3	4			0		1				
Totals		18-52	3-16	5-15	9	26	35	17	16	44	9	11	2	4	8	-15

Shooting By Period		
1st FG%	10-26	38.5%
3PT%	1-6	16.7%
FT%	2-3	66.7%
2nd FG%	8-26	30.8%
3PT%	2-10	20.0%
FT%	3-12	25%
GM FG%	18-52	34.6%
3PT%	3-16	18.8%
FT%	5-15	33.3%

Dead Ball Rebounds: 6, 0

Technical Fouls: NONE

Baylor - 59

Record: 11-1 (1-0)

NO. Name	Min	FG			Rebounds			Fouls		TP	AS	TO	ST	Blocks		+/-
		M-A	M-A	M-A	OR	DR	TOT	PF	FD					BS	BA	
11 Mark Vital	F 26:12	2-8	0-1	0-1	6	1	7	1	3	4	0	1	2	2	1	4
33 Freddie Gillespie	F 29:15	2-6	0-0	1-1	6	6	12	3	4	5	0	0	0	4	0	11
12 Jared Butler	G 33:29	4-15	1-6	4-4	2	4	6	3	3	13	0	3	0	0	2	10
31 MaCio Teague	G 37:13	5-16	2-7	9-9	0	6	6	1	4	21	1	1	1	1	1	18
45 Davion Mitchell	G 23:05	1-5	1-2	0-0	0	5	5	4	1	3	3	2	1	0	0	0
24 Matthew Mayer	16:59	3-5	1-1	0-0	1	0	1	2	1	7	2	0	1	0	0	18
25 Tristan Clark	05:26	1-1	0-0	0-0	0	0	0	2	0	2	0	1	0	0	0	4
2 Devonte Bando	23:02	2-7	0-0	0-1	1	3	4	0	1	4	0	0	0	0	0	10
00 Flo Thamba	05:19	0-1	0-0	0-0	1	2	3	0	0	0	0	0	0	1	0	0
Team					2	2	4			0		0				
Totals		20-64	5-17	14-16	19	29	48	16	17	59	6	8	5	8	4	15

Shooting By Period		
1st FG%	13-33	39.4%
3PT%	5-13	38.5%
FT%	5-6	83.3%
2nd FG%	7-31	22.6%
3PT%	0-4	0.0%
FT%	9-10	90%
GM FG%	20-64	31.3%
3PT%	5-17	29.4%
FT%	14-16	87.5%

Dead Ball Rebounds: 1, 0

Technical Fouls: NONE

	UT	BU
Biggest lead	1 (1st 19:04)	16 (2nd 2:37)
Best Scoring Run	6 (1st 2:57)	11 (2nd 18:23)
Lead Changes	3	
Times Tied	0	
Time with Lead	01:04	38:00

Points from	UT	BU
Turnovers	5	16
Paint	26	22
Second Chance	5	21
Fast Breaks	7	10
Bench	11	13

	Period by Period Scoring		
	1st	2nd	TOT
UT	23	21	44
BU	36	23	59

LAST SEASON VS. TEXAS IN AUSTIN



Official Basketball Box Score - Final

Baylor at Texas

02/11/20 Frank Erwin Center, Austin, TX
2019-20 Men's Basketball

Game Time: 2:00 AM

Game Duration: 2:06

Attendance: 9,433

Officials: Joe DeRosa, Gary Maxwell, Michael Greenstein

Baylor - 52

Record: 22-1 (11-0)

NO. Name	Min	FG			Rebounds			Fouls		TP	AS	TO	ST	Blocks		+/-
		M-A	M-A	M-A	OR	DR	TOT	PF	FD					BS	BA	
11 Mark Vital	F 28:37	4-9	0-0	0-1	5	3	8	3	3	8	1	3	2	1	2	5
33 Freddie Gillespie	F 27:30	0-1	0-0	2-2	1	3	4	4	5	2	0	0	0	2	0	-2
12 Jared Butler	G 33:47	3-12	1-6	2-2	0	5	5	0	1	9	2	2	2	0	1	3
31 MaCio Teague	G 35:36	3-11	2-5	3-4	2	6	8	1	4	11	0	0	0	0	1	-1
45 Davion Mitchell	G 32:23	2-6	1-2	3-4	1	5	6	3	4	8	5	5	0	2	0	15
25 Tristan Clark	07:21	0-2	0-0	0-0	1	2	3	5	0	0	0	1	0	0	1	7
2 Devonte Bando	25:25	4-6	2-2	0-1	0	1	1	0	0	10	0	1	1	1	1	1
24 Matthew Mayer	09:21	1-3	0-1	2-2	0	2	2	1	2	4	1	1	0	0	0	7
Team					0	2	2			0		0				
Totals		17-50	6-16	12-16	10	29	39	17	19	52	9	13	5	6	6	7

Shooting By Period		
1 st FG%	10-30	33.3%
3PT%	2-8	25.0%
FT%	0-1	0%
2 nd FG%	7-20	35.0%
3PT%	4-8	50.0%
FT%	12-15	80%
GM FG%	17-50	34.0%
3PT%	6-16	37.5%
FT%	12-16	75.0%

Dead Ball Rebounds: 1, 2

Technical Fouls::NONE

Texas - 45

Record: 14-10 (4-7)

NO. Name	Min	FG			Rebounds			Fouls		TP	AS	TO	ST	Blocks		+/-
		M-A	M-A	M-A	OR	DR	TOT	PF	FD					BS	BA	
20 Jericho Sims	F 33:34	4-7	0-0	1-2	5	9	14	4	4	9	0	0	0	1	1	-5
33 Kamaka Hepa	F 24:16	0-5	0-4	0-2	0	5	5	4	2	0	2	2	1	3	0	7
1 Andrew Jones	G 30:13	4-12	1-5	1-1	0	4	4	1	1	10	1	1	0	0	2	-4
2 Matt Coleman III	G 38:23	4-12	2-3	1-2	2	1	3	2	3	11	1	4	3	0	1	1
3 Courtney Ramey	G 34:50	3-14	0-4	0-0	1	0	1	4	1	6	3	2	1	0	2	-1
4 Donovan Williams	21:46	1-6	0-1	1-2	1	1	2	3	1	3	0	1	0	0	0	-17
5 Royce Hamm Jr.	16:34	2-3	0-0	2-2	3	4	7	1	5	6	1	3	0	1	0	-16
30 Brock Cunningham	00:24	0-0	0-0	0-0	0	0	0	0	0	0	0	0	0	1	0	0
Team					2	1	3			0		1				
Totals		18-59	3-17	6-11	14	25	39	19	17	45	8	14	5	6	6	-7

Shooting By Period		
1 st FG%	7-29	24.1%
3PT%	1-6	16.7%
FT%	1-4	25%
2 nd FG%	11-30	36.7%
3PT%	2-11	18.2%
FT%	5-7	71.4%
GM FG%	18-59	30.5%
3PT%	3-17	17.6%
FT%	6-11	54.5%

Dead Ball Rebounds: 1, 1

Technical Fouls::NONE

	BU	TEX
Biggest lead	16 (2 nd 7:48)	0 (1 st 20:00)
Best Scoring Run	13(2 nd 9:28)	9(2 nd 5:02)
Lead Changes	0	
Times Tied	0	
Time with Lead	39:22	00:00

Points from	BU	TEX
Turnovers	10	10
Paint	22	26
Second Chance	6	10
Fast Breaks	14	6
Bench	14	9

	Period by Period Scoring		
	1st	2nd	TOT
BU	22	30	52
TEX	16	29	45

THE LAST TIME ...

THE LAST TIME A BAYLOR TEAM...

Shot 65 pct from floor	66.1 (41-62) vs. Texas Southern (12/14/17)
Shot 60 pct from floor	60.8 (31-51) vs. PVAMU (11/12/18)
Shot less than 30 pct from floor	29.8 (17-57) at TCU (11/10/15)
Shot 65 pct from 3FG	70.6 (12-17) vs. Central Arkansas (11/10/17)
Shot 60 pct from 3FG	60.7 (17-28) vs. Kansas State (1/27/21)
Shot less than 15 pct from 3FG	111 (2-18) vs. Ole Miss (11/23/18)
Shot less than 10 pct from 3FG	.083 (1-12) vs. TCU (1/2/18)
Made 15 3-point field goals	17 vs. Kansas State (1/27/21)
Failed to make a 3FG	0-8 at Texas Tech (2/21/90)
Shot 95 pct from FT line	100.0 (9-9) at Oklahoma State (2/6/18)
Shot 90 pct from FT line	92.3 (12-13) vs. Kansas (1/18/21)
Shot less than 40 pct from FT line	27.3 (3-11) vs. Texas Southern (11/6/18)
Had 60 Rebounds	60 vs. Huston-Tillotson (1/21/15)
Had 55 Rebounds	58 vs. Savannah State (12/17/17)
Had 50 Rebounds	50 vs. Washington (11/29/20)
Had 25 Offensive Rebounds	26 vs. Kansas (1/12/19)
Had 20 Offensive Rebounds	21 vs. Washington (11/29/20)
Had 40 Defensive Rebounds	43 vs. Savannah State (12/17/17)
Had 35 Assists	40 vs. Hardin-Simmons (12/16/15)
Had 30 Assists	32 vs. Savannah State (12/17/17)
Had 25 Assists	25 vs. Central Arkansas (12/29/20)
Had 25 Turnovers	29 at West Virginia (1/10/17)
Had 20 Turnovers	20 vs. SFA (12/9/20)
Had fewer than 7 Turnovers	5 vs. UAPB (12/21/20)
Had fewer than 5 Turnovers	4 at West Virginia (2/22/14)
Had 16 Steals	16 vs. Savannah State (11/23/15)
Had 15 Steals	15 vs. Texas State (11/15/19)
Had 12 Steals	14 vs. Kansas State (1/27/21)
Had 12 Blocked Shots	12 vs. Louisiana-Lafayette (11/28/20)
Had 10 Blocked Shots	10 vs. TCU (2/2/19)
Had no Blocked Shots	at West Virginia (1/21/19)
Had two 20-point scorers	MaCio Teague (23), Davion Mitchell (20) at Kansas State (12/19/20)
Had two 25-point scorers	Jo Lual-Acuil Jr. (31), Manu Lecomte (25) vs. Savannah State (12/17/17)
Had seven double-figure scorers	vs. Long Beach State (3/20/13)
Had six double-figure scorers	vs. Kansas State (1/22/18)
Had all five starters score in double figures	vs. Oklahoma State (2/8/20)
Had all five starters score 15+ points	vs. Central Arkansas (11/10/17)
Had no players score in double figures	vs. Texas A&M (3/5/08)
Had no starters score in double figures	at Kansas State (3/3/18)
Had four players score 15+ points	vs. Louisiana-Lafayette (11/28/20)
Had five players score 15+ points	vs. Central Arkansas (11/10/17)
Had four players score 18+ points	vs. Savannah State (12/17/17)
Had four players with 5+ assists	vs. Savannah State (12/17/17)
Had two double-doubles	MaCio Teague (23p/10r), Jared Butler (14p/13a) at Kansas State (12/19/20)
Had two double-figure rebounders	Mark Vital (14), Mario Kegler (10) vs. West Virginia (2/23/19)
Scored 50-plus points in first half	54 vs. Kansas State (1/27/21)
Scored 50-plus points in first half on road	56 at Kansas State (12/19/20)
Scored 50-plus points in second half	53 vs. Kansas State (1/27/21)
Scored 50-plus points in both halves	vs. Kansas State (1/27/21)
Scored 60-plus points in first half	61 vs. Savannah State (12/17/17)
Scored 60-plus points in second half	60 at Iowa State (1/9/16)
Scored fewer than 20 points in 1st half	15 at Wichita State (12/1/18)
Scored fewer than 20 points in 2nd half	19 vs. Butler (12/20/19)
Overcame a 20-point deficit to win	vs. Louisville, trailed 32-10, won 66-63 (11/25/16)
Overcame a 15-pt deficit with less than 10 min left to win	vs. Texas, trailed 55-36, won 84-83 (2/27/19)
Overcame a 20-point deficit	vs. Mississippi State, trailed 40-20 (3/18/18)
Overcame a 15-point halftime deficit to win	vs. Louisville, trailed 39-24, won 66-63 (11/25/16)
Overcame a 10-point halftime deficit to win	vs. Texas, trailed 40-29, won 84-83 (2/27/19)
Overcame a 10-point 2nd half deficit to win on the road	at OSU, trailed 47-35, won 75-68 (1/18/20)
Won an OT game	71-68 vs. Texas Tech (3/2/20)
Lost an OT game	78-81 vs. TCU (1/2/18)
Won a 20T game	74-73 at Texas (2/12/18)
Lost a 20T game	84-91 to Colorado (3/13/08)
Won a 30T game	Never
Lost a 30T game	93-97 at SMU (1/9/88)
Won a 40T game	96-95 vs. North Texas (12/17/88)
Lost a 40T game	Never
Won a 50T game	116-110 at Texas A&M (1/23/08)
Lost a 50T game	Never

THE LAST TIME A BAYLOR PLAYER...

Recorded a Triple-Double (Pts/Reb/Ast)	Kenny Chery (20/10/12) vs. Kansas State (2/15/14)
Recorded a Triple-Double (Pts/Reb/Blk)	Ekpe Udoh (18/17/10) vs. Morgan State (1/16/10)
Recorded a Double-Double Before Halftime	King McClure (12p/10r) vs. George Mason (11/24/18)
Scored 35 Points	Makai Mason (40) vs. TCU (2/2/19)
Scored 30 Points	Davion Mitchell (31) vs. Kansas State (1/27/21)
Scored 30 Points in a Road Game	Jared Butler (31) at Kansas (3/9/19)
Scored 20 Points in a 1st Half	King McClure (20) at Oklahoma State (1/14/19)
Scored 25 Points in a 2nd Half	Makai Mason (27) vs. TCU (2/2/19)
Scored 20 Points in a 2nd Half	Davion Mitchell (22) vs. Kansas State (1/27/21)
Scored 30 Points off the Bench	Nuni Omot (30) at Kansas State (3/3/18)
Scored 25 Points off the Bench	Terry Maston (26) vs. Mississippi State (3/18/18)
Scored 20 Points off the Bench	Devonte Bando (22) vs. West Virginia (2/23/19)
Made 5+ 3-pointers in a 1st Half	King McClure (6-7) at Oklahoma State (1/14/19)
Made 5+ 3-pointers in a 2nd Half	Davion Mitchell (6-7) vs. Kansas State (1/27/21)
Had 20 Rebounds	Jo Lual-Acuil Jr. (20) vs. Savannah State (12/17/17)
Had 15 Rebounds	Mark Vital (15) vs. Washington (11/29/20)
Had 8+ Offensive Rebounds	Freddie Gillespie (8) vs. Texas Tech (3/2/20)
Had 9+ Offensive Rebounds	Mark Vital (9) at Arizona (12/15/18)
Had 12 Rebounds in a Half	Johnathan Motley (14 in 2nd half) vs. Texas (1/17/17)
Had 10 Rebounds in a Half	King McClure (10 in 1st half) vs. George Mason (11/24/18)
Had 13+ Assists	Jared Butler (13) at Kansas State (12/19/20)
Had 10+ Assists	Davion Mitchell (12) vs. Central Arkansas (12/29/20)
Had 10+ Assists and 0 Turnovers	Jake Lindsey (11 AST/0 TO) vs. Kansas State (3/9/17)
Had 6 Blocked Shots	Freddie Gillespie (6) vs. TCU (2/1/20)
Had 7 Blocked Shots	Jo Lual-Acuil Jr. (7) vs. Oklahoma (2/21/17)
Had 5 Steals	Jared Butler (5) at TCU (1/9/21)
Had 6 Steals	Lester Medford (7) vs. Savannah State (11/23/15)
Played 40+ Minutes	Devonte Bando (43), Davion Mitchell (41), Jared Butler (40) vs. TTU (3/2/20)
Played 45+ Minutes	Jo Lual-Acuil Jr. (48) & Manu Lecomte (46) at Texas (2/12/18)
Made a Game-Winning Shot	Terry Maston (2FG) vs. Texas Tech, 59-57 (2/17/18)
Made a Game-Winning Shot in Final 10 Seconds	Jo Lual-Acuil Jr. (Dunk) at Texas, 74-73 2or (2/12/18)
Made a Game-Winning Shot at Buzzer	Lester Medford (3FG) at Texas Tech, 63-60 (1/16/16)
Made a Game-Winning FT in Final 10 Seconds	Mario Kegler vs. Texas, 84-83 OT (2/29/19)

THE LAST TIME A BAYLOR OPPONENT...

Scored 100 Points	102 at Kansas (1/2/16)
Scored 90 Points	90 vs. Kansas State (1/22/18)
Scored Fewer than 50 Points at Home	49 at TCU (1/9/21)
Scored Fewer than 50 Points on the Road	42 vs. UAPB (12/21/20)
Scored Fewer than 40 Points	39 vs. McNeese State (11/14/14)
Won by 30 Points	40 at Oklahoma (1/20/07)
Shot 65 pct from floor	66.1 (39-59) at Oklahoma (2/26/05)
Shot 60 pct from floor	62.0 (31-50) vs. Oklahoma (1/23/16)
Shot less than 25 pct from floor	23.4 (11-47) vs. Prairie View A&M (12/21/15)
Shot 55 pct from 3FG	55.7 (15-27) vs. Texas (2/27/19)
Shot less than 15 pct from 3FG	111 (1-9) vs. SFA (12/9/20)
Made 15 3-point field goals	15 vs. Texas (2/27/19)
Shot 95 pct from FT line	95.7 (22-23) at Ole Miss (1/28/17)
Shot less than 40 pct from FT line	33.3 (5-15) vs. Texas (1/4/20)
Had 50 Rebounds	62 vs. Wake Forest (Anaheim) (11/30/08)
Had fewer than 20 Rebounds	19 vs. Washington (11/29/20)
Had 20 Offensive Rebounds	20 vs. Wagner (3/13/18)
Had 25 Assists	29 vs. Oklahoma (1/23/16)
Had 25 Turnovers	35 vs. SFA (12/9/20)
Had fewer than 5 Turnovers	4 at West Virginia (2/22/14)
Had 13 Steals	15 at West Virginia (1/10/17)
Had 12 Steals	12 vs. West Virginia (3/9/17)
Had 12+ Blocked Shots	13 vs. West Virginia (2/20/18)
Had 10+ Blocked Shots	10 at Kansas (1/11/20)
Had no Blocked Shots	vs. Kansas State (1/27/21)
Had two 20-point scorers	Cedric Russell (26), Theo Akwuba (22) vs. ULL (11/28/20)
Had three 20-point scorers	Abdel Nader (26), Georges Niang (24), Monte Morris (20) vs. Iowa State (2/16/16)
Had five double-figure scorers	vs. Oklahoma State (2/8/20)
Had four 15+ point scorers	at Texas (2/12/18)
Had no double-figure scorers	vs. Iowa State (1/15/20)
Had two double-figure rebounders	Kenrich Williams (12), Vlad Brodziansky (10) at TCU (1/21/17)
Scored 50-plus points in 1st half	51 at Texas A&M (12/19/15)
Scored 50-plus points in 2nd half	52 at West Virginia (3/7/20)
Scored 20 points or fewer in 1st half at home	16 at Texas (2/8/20)
Scored 20 points or fewer in 1st half on road	12 vs. UAPB (12/21/20)
Scored 20 points or fewer in 2nd half	20 vs. Texas (1/6/18)
Failed to make a 3FG	vs. Oklahoma, 0-12 (2/25/12)

THE LAST TIME A BAYLOR OPPOSING PLAYER

Scored 30 Points	Brandon Clarke (36) vs. Gonzaga (3/23/19)
Had 20 Rebounds	Jamahl Mosley (20) vs. Colorado (Kansas City) (3/8/01)
Had 15 Rebounds	Udoka Azubuike (19) vs. Kansas (2/22/20)
Had 10 Assists	Courtney Ramey (10) vs. Texas (2/27/19)
Had 8 Turnovers	Trae Young (8) vs. Oklahoma (2/27/18)
Had 7 Turnovers	Roti Ware (7) vs. SFA (12/9/20)
Had 8 Blocked Shots	Sagaba Konate (9) vs. West Virginia (2/20/18)
Had 7 Blocked Shots	Udoka Azubuike (7) at Kansas (1/11/20)
Had 5 Steals	Dedric Lawson (5) vs. Kansas (1/12/19)
Had 6 Steals	Jevon Carter (6) vs. West Virginia (3/9/18)

2020-21 INDIVIDUAL SUPERLATIVES

CATEGORY	BAYLOR	OPPONENT
Points Scored	31, Davion Mitchell vs. K-State (1/27)	26, Cedric Russell vs. ULL (11/28)
Field Goals Made	12, Davion Mitchell vs. K-State (1/27) 11, Jared Butler at TCU (1/9)	10, Cedric Russell vs. ULL (11/28) 10, Kalib Boone at Oklahoma State (1/23)
FGs Attempted	18, MaCio Teague vs. ULL (11/28) 18, Jared Butler vs. Illinois (12/2) & vs. Auburn (1/30)	20, Shaun Doss vs. UAPB (12/21)
Highest FG % (min 5 made)	1.000 (6-6), Jonathan Tchamwa Tchatchoua vs. UCA (12/29) .889 (8-9), Mark Vital at Oklahoma State (1/23)	1.000 (9-9), Theo Akwuba vs. ULL (11/28) 1.000 (9-9), Antonio Gordon at K-State (12/19)
3-Point FGs Made	7, Jared Butler vs. Kansas (1/18) 7, Davion Mitchell vs. K-State (1/27)	6, Deandre Jones vs. Central Arkansas (12/29)
3-Point FGs Attempted	10, Davion Mitchell at K-State (12/19)	11, Mac McClung at Texas Tech (1/16)
3-Point FG % (min 5 att)	.857 (6-7), Jared Butler at Oklahoma State (1/23) .800 (4-5), Davion Mitchell vs. Illinois (12/2) .778 (7-9), Jared Butler vs. Kansas (1/18) .778 (7-9), Davion Mitchell vs. K-State (1/27)	.833 (5-6), Christian Braun vs. Kansas (1/18)
Free Throws Made	8, MaCio Teague vs. Alcorn State (12/30)	8, Mike Miles at TCU (1/9)
Free Throws Attempted	8, MaCio Teague vs. ASU (12/30) & at ISU (1/2)	12, Isaac Likekele at Oklahoma State (1/23)
Free Throw % (min 7 att)	1.000 (8-8), MaCio Teague vs. Alcorn State (12/30)	1.000 (8-8), Mike Miles at TCU (1/9)
Offensive Rebounds	7, Mark Vital vs. Washington (11/29)	7, Marcus Santos-Silva at Texas Tech (1/16)
Defensive Rebounds	10, Jonathan Tchamwa Tchatchoua vs. UCA (12/29)	9, Kevin Easley at TCU (1/9)
Total Rebounds	15, Mark Vital vs. Washington (11/29)	11, Kevin Samuel at TCU (1/9) 11, Marcus Santos-Silva at Texas Tech (1/16)
Assists	13, Jared Butler at K-State (12/19) 12, Davion Mitchell vs. UCA (12/29)	8, Byron Joshua vs. Alcorn State (12/30) 8, Marcus Garrett vs. Kansas (1/18)
Turnovers	7, Jared Butler at ISU (1/2) & at TTU (1/16) 7, Davion Mitchell vs. Kansas (1/18)	7, Roti Ware vs. SFA (12/9) 7, Dequan Morris vs. UAPB (12/21)
Blocked Shots	4, Jonathan Tchamwa Tchatchoua at Oklahoma State (1/23) 3, three times (Vital, Thamba & Tchamwa Tchatchoua)	4, Nate Roberts vs. Washington (11/29) 4, Kevin McCullar at Texas Tech (1/16)
Steals	5, Jared Butler at TCU (1/9)	4, Tyree Corbett vs. Alcorn State (12/30) 4, Rasir Bolton at Iowa State (1/2)
Minutes Played	39, Jared Butler at TCU (1/9)	39, Rasir Bolton at Iowa State (1/2) 39, Mike Miles at TCU (1/9)
Fouls Drawn	6, Davion Mitchell vs. ULL (11/28)	9, Isaac Likekele at Oklahoma State (1/23)
Plus-Minus (min. 15 mp)	+44, MaCio Teague vs. K-State (1/27) +44, Davion Mitchell vs. K-State (1/27)	+1, Micah Peavy at Texas Tech (1/16) in 20 minutes +1, Dajuan Harris vs. Kansas (1/18) in 20 minutes +1, JT Thor vs. Auburn (1/30) in 24 minutes

2020-21 TEAM SUPERLATIVES

BAYLOR HIGH	BAYLOR LOW	CATEGORY	OPPONENT HIGH	OPPONENT LOW
112 vs. ULL (11/28)	67 at TCU (1/9)	Points Scored	82 vs. ULL (11/28)	42 vs. UAPB (12/21)
59 vs. Alcorn State (12/30)	27 at Texas Tech (1/16)	Points, 1st Half	40 vs. ULL (11/28)	12 vs. UAPB (12/21)
59 vs. ULL (11/28)	32 at Iowa State (1/2)	Points, 2nd Half	49 vs. Alcorn State (12/30)	21 vs. UCA (12/29) & at TCU (1/9)
–	–	Points/Overtime	–	–
45 vs. ULL (11/28)	23 at Texas Tech (1/16)	Field Goals Made	32 vs. ULL (11/28)	15 vs. UAPB (12/21) & at TCU (1/9)
80 vs. ULL (11/28)	51 vs. SFA (12/9)	Field Goal Attempts	68 vs. Auburn (1/30)	44 vs. SFA (12/9)
.578 (37-64) at K-State (12/19)	.418 (23-55) at Texas Tech (1/16)	FG Percentage	.525 (32-61) vs. ULL (11/28)	.283 (15-53) vs. UAPB (12/21)
17 vs. K-State (1/27)	4 at Iowa State (1/2)	3-Point FGs Made	12 vs. UCA (12/29)	1 vs. SFA (12/9)
32 at K-State (12/19)	18 vs. Illinois (12/2)	3-Point FG Attempts	26 vs. UCA (12/29)	9 vs. SFA (12/9)
.607 (17-28) vs. K-State (1/27)	.211 (4-19) at Iowa State (1/2)	3-Point FG Percentage	.529 (10-19) vs. Kansas (1/18)	.111 (1-9) vs. SFA (12/9)
25 vs. Alcorn State (12/30)	5 vs. Washington (11/29)	Free Throws Made	22 vs. Alcorn State (12/30)	2 vs. UCA (12/29)
31 vs. Alcorn State (12/30)	8 vs. UCA (12/29)	Free Throw Attempts	33 vs. Alcorn State (12/30)	5 vs. UCA (12/29)
.923 (12-13) vs. Kansas (1/18)	.454 (5-11) vs. Washington (11/29)	Free Throw Percentage	.929 (13-14) vs. Oklahoma (1/6)	.400 (2-5) vs. UCA (12/29)
21 vs. Washington (11/29)	7 vs. SFA (12/9)	Offensive Rebounds	18 at Texas Tech (1/16)	5 vs. UW (11/29) & vs. KSU (1/27)
34 vs. UCA (12/29)	19 vs. ASU (12/30) & vs. Kansas (1/18)	Defensive Rebounds	28 vs. UCA (12/29)	13 at K-State (12/19)
50 vs. Washington (11/29)	28 vs. SFA (12/9)	Total Rebounds	43 vs. Auburn (1/30)	19 vs. Washington (11/29)
25, three times	6 at Texas Tech (1/16)	Assists	18 at K-State (12/19) & vs. Kansas (1/18)	4 vs. SFA (12/9)
20 vs. SFA (12/9)	5 vs. UAPB (12/21)	Turnovers	35 vs. SFA (12/9)	10 vs. Oklahoma (1/6)
9 at Oklahoma State (1/23)	1 vs. ULL (11/28) & at K-State (12/19)	Blocked Shots	9 at Texas Tech (1/16)	0 vs. K-State (1/27)
14, three times	3 vs. Washington (11/29)	Steals	11 at Iowa State (1/2)	1 vs. UAPB (12/21)
23 vs. Alcorn State (12/30)	9 vs. UCA (12/29)	Fouls	26 vs. SFA (12/9) & at ISU (1/2)	11 vs. UCA (12/29)



2020-21

16-0

BIG 12

8-0

AP

2nd

COACHES

2nd

NET

1st

#212 BAYLOR at #6/16 TEXAS | GAME 17
Feb. 2, 2021 (Austin, Texas / Frank Erwin Center)

Baylor Broadcast Notes

0
4
5
10
11
12
13
23
24
31
32
35
45



Flo Thamba

F • 6-10 • 245 • Jr. • Kinshasa, Congo

	MIN	PTS	REB	BLK	FG%	3FG%	FT%
SEA	14.9	3.6	4.8	0.6	.625	.000	.563
B12	14.6	3.8	4.5	0.6	.769	.000	.625
CAR	10.9	2.3	2.8	0.6	.551	.000	.554

- Junior big man with 7-foot-5 wingspan, originally from Democratic Republic of the Congo
- Started all 16 games this season after playing 19 of 30 games off bench last year (11 DNPs)
- Already has more points & rebounds this season (58 pts, 77 rebs) than last season (43 pts, 42 rebs)
- Splitting time with Tchatchoua at 5-spot; played in 52 games off bench (12 DNPs) over first 2 seasons
- Born in Congo, lived in England, France and South Africa, emigrated to United States in 2014



LJ Cryer

G • 6-1 • 185 • Fr. • Katy, Texas

	MIN	PTS	REB	AST	FG%	3FG%	FT%
SEA	13.3	4.9	0.7	1.2	.435	.432	.667
B12	9.7	2.8	0.7	0.8	.462	.455	.000
CAR	13.3	4.9	0.7	1.2	.435	.432	.667

- True freshman guard from Katy, Texas, ranked as nation's No. 12 PG in 2020 HS class by ESPN
- Came off bench for 17 points and 2 steals in 15 minutes of first collegiate game vs. Louisiana
- Scored 3,488 points over high school career, 5th-most all-time in Texas public schools
- Averaged 34.2 points, 5.3 assists and 2.4 steals as HS senior, earning Class 6A All-State honors
- Scored 1,164 points during pandemic-shortened senior season, including 145 3FGs (4.3/game)



Jordan Turner

G/F • 6-8 • 195 • RFr. • Houston, Texas

	MIN	PTS	REB	AST	FG%	3FG%	FT%
SEA	6.4	2.9	1.9	0.4	.313	.625	.833
B12	8.3	0.0	3.0	0.0	.000	.000	.000
CAR	6.4	2.9	1.9	0.4	.313	.625	.833

- Redshirt freshman wing from Houston, attended Sunrise Christian in Bel Air, Kan.
- Took voluntary redshirt during 2019-20 season, participated on team's practice squad
- Last 4 Games Played: Combined for 20 points, 13 rebounds in 37 minutes off bench (6-of-8 on 3FGs)
- Ranked No. 11 recruit in Texas and No. 24 SF nationally in 2019 signing class by ESPN
- Twin brother, Jalyr, is sophomore on Central Oklahoma basketball squad



Adam Flagler

G • 6-3 • 180 • So. • Duluth, Ga.

	MIN	PTS	REB	AST	FG%	3FG%	FT%
SEA	22.6	10.4	2.2	1.6	.510	.443	.750
B12	21.0	7.1	1.3	1.0	.439	.375	.625
CAR	28.4	14.3	3.1	1.3	.452	.396	.822

* Flagler's career stats include one season at Presbyterian

- Third-year sophomore, transfer from Presbyterian; led PC with 15.9 PPG as freshman in 2018-19
- 15+ pts off bench 5x this season (17 vs UW, 18 vs Illinois, 15 vs OU, 15 at TTU, 19 vs AUB)
- 10+ points off bench in 9 of 14 games at Baylor; has scored 10+ points in 41 of 50 career games
- Made multiple 3-pointers in 41 of 50 career games (3+ 3FGs 26 times, 4- 10x, 5- 6x, 6- 4x)
- Had streak of 42 consecutive games with a made 3-pointer snapped on 1/21/21 at ISU (0-for-3)



Mark Vital (VYE-tuhl)

G/F • 6-5 • 250 • Sr. • Lake Charles, La.

	MIN	PTS	REB	AST	FG%	3FG%	FT%
SEA	22.0	5.9	5.3	1.3	.475	.000	.563
B12	24.0	7.3	5.8	1.0	.622	.000	.571
CAR	25.3	6.6	6.2	1.9	.469	.130	.502

- Bruising 5th-year forward, two-time All-Big 12 honoree and Big 12 All-Defensive Team selection
- Scored career-high 19 points (8-9 FGs) in win at OSU - previous season high was 9 points
- 1st in BU history with 40 Big 12 wins (40-21), passing A.J. Walton (39-29); 10th at BU with 132 steals
- 15 rebounds, 8 pts, 4 assts, 3 blks vs. Washington, matching UW players' combined rebounds (15-15)
- 1 of 4 finalists for 2020 Naismith Trophy Defensive POY; among 15 candidates for 2021 award




Jared Butler

G • 6-3 • 195 • Jr. • Reserve, La.

	MIN	PTS	REB	AST	FG%	3FG%	FT%
SEA	29.1	16.8	3.4	5.4	.490	.452	.744
B12	32.1	17.9	4.0	5.9	.505	.463	.714
CAR	28.6	13.7	3.2	3.4	.428	.384	.775

- National POY candidate, up for Wooden Award, Naismith Trophy, Cousy Award, Lute Olson Award
- Top-3 in Big 12 in steals (1st), 3FG% (1st), 3FGs (1st), assists (2nd), FG% (2nd), scoring (3rd)
- 20-point games on ROAD vs 7 of 9 Big 12 teams in last 2 seasons (at KU, KSU, OU, WVU, IU, TCU, OSU)
- Had 3rd career 30-point game in Jan. 18 win vs. Kansas - 23.2 ppg in 5 career games vs. KU
- 13 assists in win at K-State were most by a Big 12 player in conf game since Trae Young in 2018



Jackson Moffatt

G/F • 6-7 • 200 • So. • Magnolia, Texas

	MIN	PTS	REB	AST	FG%	3FG%	FT%
SEA	2.5	0.0	0.4	0.1	.000	.000	.000
B12	2.3	0.0	0.0	0.0	.000	.000	.000
CAR	2.3	0.0	0.3	0.1	.000	.000	.000

- Third-year sophomore walk-on wing from Magnolia High School; took voluntary redshirt in 2018-19
- Has appeared in 13 career games, totaling 4 rebounds, 1 assist and 1 steal in 29 minutes
- Scored 2,066 points during prep career, becoming Magnolia's all-time leading scorer
- 3-time first-team All-District 20-5A honoree and 2-time TABC All-Region selection
- Holds MHS record for single-game scoring with 45-point game




Jonathan Tchamwa Tchatchoua (CHAWM-wuh CHAT-chew-wuh)

F • 6-8 • 245 • So. • Douala, Cameroon

	MIN	PTS	REB	BLK	FG%	3FG%	FT%
SEA	20.2	8.2	6.4	0.9	.602	.000	.758
B12	20.8	7.0	4.8	1.3	.561	.000	.769
CAR	15.6	5.0	4.4	0.8	.542	.000	.714

* Tchamwa Tchatchoua's career stats include one season at UNLV

- Third-year sophomore big man, transferred to BU after one season at UNLV; on practice squad last season
- At least 6 pts/4 rebs off bench in 13 of 16 games; 10+ points in 5 games, 10+ rebounds in 2 games
- Made 45% of field goals on dunks this season (24-of-53); ranks 8th in Big 12 with 6.4 rebs/gm
- Born in Cameroon, moved to Australia for final two years of high school (MBA Global Academy)
- Played 31 games (11 starts) as freshman at UNLV, averaged 3.4 ppg, 3.5 rpg, 0.7 bpg in 13.3 mpg



Matthew Mayer (MYE-er)

G/F • 6-9 • 225 • Jr. • Austin, Texas

	MIN	PTS	REB	AST	FG%	3FG%	FT%
SEA	14.5	8.4	3.9	1.2	.500	.447	.586
B12	14.3	6.4	4.1	1.1	.442	.313	.615
CAR	12.3	5.5	2.3	0.9	.406	.365	.648

- Junior wing with length, range and quick release, provides instant offense off bench
- Has come off bench for at least 6+ points and 2+ FGM in 12 of 16 games this season
- Leads team with 23.2 points per 40 minutes; shooting 53% on 2-point field goals (33-of-62)
- 10+ points 7 times this season (10 SFA, 12 UABP, 13 UCA, 14 Alcorn, 16 OU, 10 KSU, 13 AUB)
- 10+ points off bench in 10 of last 23 games after doing so in 7 of previous 56 career games played



MaCio Teague (may-SEE-oh)

G • 6-4 • 195 • Sr. • Cincinnati, Ohio

	MIN	PTS	REB	AST	FG%	3FG%	FT%
SEA	30.4	15.0	4.0	1.5	.475	.368	.851
B12	33.1	14.8	4.3	1.5	.457	.421	.800
CAR	33.5	15.4	4.4	2.3	.436	.407	.865

* Teague's career stats include two seasons at UNC Asheville

- 5th-year senior, all-conference in all 3 seasons (Big South 1st team in 17 & 18, Big 12 2nd team in 20)
- Nation's only active player with 1500+ career pts, 400+ rebs, 225+ assts, 125+ stls, 200+ 3FGs
- 1 of 10 candidates for Jerry West Shooting Guard of the Year - leads candidates in career 3FG% and 3FGM
- Led BU in scoring in 11 of his last 28 games, including 5 of 16 this season (BU 15-0 when he leads team)
- BU is 42-4 since he joined team and 35-1 when he scores 10+ points (averaging 9.5 ppg in 4 losses)



Zach Loveday

F • 7-0 • 215 • Fr. • Gallipolis, Ohio

	MIN	PTS	REB	BLK	FG%	3FG%	FT%
SEA	6.6	3.5	1.6	0.3	.706	.500	.750
B12	4.2	4.0	2.0	0.0	.750	1.000	.500
CAR	6.6	3.5	1.6	0.3	.706	.500	.750

- True freshman 7-footer from Ohio, played final two HS seasons at Huntington Prep in West Virginia
- Posted season-high 10 points (4-of-4 FGs) and added 2 blocks in 8 minutes vs. Alcorn State (12/30)
- Ranked No. 51 player nationally and No. 12 among centers in 2020 class by Rivals
- 1 of 5 players on 2019-20 Huntington Prep squad to sign with Division I programs
- Father, Billy Loveday, played basketball at Hanover College



Mark Paterson

G • 6-1 • 180 • Sr. • Dallas, Texas

	MIN	PTS	REB	AST	FG%	3FG%	FT%
SEA	2.2	1.3	0.9	0.0	.500	1.000	.000
B12	2.3	2.0	1.5	0.0	1.000	.000	.000
CAR	2.2	1.3	0.9	0.0	.500	1.000	.000

- Walk-on in first season with Bears, played 2017 & 2018 seasons at D2 St. Edward's in Austin, Texas
- Appeared off bench in 7 games this season, posting 9 points and 6 rebounds in 15 minutes
- Scored Bears' 100th point in win at K-State, becoming first player to score 100 in Manhattan since 1992
- Appeared in 55 games at St. Edward's, averaging 2.3 ppg, 1.7 rpg, 1.0 apg in 11.1 mpg
- Played on same team as brother, Matthew, while at St. Edward's



Davion Mitchell (DAY-vee-ahn)

G • 6-2 • 205 • Jr. • Hinesville, Ga.

	MIN	PTS	REB	AST	FG%	3FG%	FT%
SEA	30.3	12.8	2.8	5.9	.525	.472	.719
B12	32.3	14.6	2.1	4.1	.500	.432	.706
CAR	25.5	7.9	2.1	3.4	.445	.362	.678

* Mitchell's career stats include one season at Auburn

- Nicknamed "Off Night" from reputation of forcing player he's defending to have an off night
- Posted career-high 31 pts Weds vs K-State; 22 pts in 12 second-half minutes (8-9 FGs, 6-7 3FGs)
- Leads Big 12 in assists (5.9), 2nd in steals (2.1), 4th in assist-to-turnover ratio (2.11)
- 68-12 record during collegiate career, including 54-4 when playing more than half the game (20+ min.)
- Teams are 27-1 in games in which he's scored 10+ points (Auburn 2-0, Baylor 25-1)

Head Coach: Scott Drew (18th season at Baylor)
 Associate Head Coach: Jerome Tang (18th season at Baylor)
 Assistant Coach: Alvin Brooks III (5th season at Baylor)
 Assistant Coach: John Jakus (4th season at Baylor)

Special Assistant & Director of Player Personnel: Jared Nunez
 Special Assistant to the Head Coach: Bill Peterson
 Director of Basketball Operations: Aditya Malhotra
 Director of Video Operations: Ty Breda
 Athletic Trainer: Dave Snyder
 Strength Coach: Charlie Melton