

BAYLOR

BASKETBALL GAME NOTES



Follow Baylor Basketball on Twitter, Instagram and Facebook: @BaylorMBB

GAME 9

2/2 **BAYLOR** (8-0, 1-0 Big 12) vs. NR/NR **IOWA STATE** (2-4, 0-2 Big 12)



Jan. 2, 2021 • 12:00 p.m. CT • Watch: Big 12 Now on ESPN+ and ESPN App • Listen: ESPN Central Texas & TuneIn App
Ames, Iowa • Hilton Coliseum (14,356) • Social Media: @BaylorMBB | #SicEm

MEDIA INFORMATION

TV: Big 12 Now on ESPN+ and ESPN App

Talent: Chuckie Kempf (pxp), Robbie Hummel (analyst)

BU Radio: Baylor Sports Network / ESPN Central Texas

Talent: John Morris (pxp), Mark Wible (analyst)

Satellite Radio: Sirius 106, XM 200, Internet 954

Social Media: @BaylorMBB | #SicEm

All-Time Series Baylor is 20-20

Waco Baylor is 15-2

Ames Baylor is 4-14

Neutral Baylor is 1-4

Drew Era Baylor is 16-13

First Meeting 12/5/88 — ISU 83-73 (Ames)

Last Season 1/15/20 — BU 68-55 (Waco)
1/29/20 — BU 67-53 (Ames)

2020-21 SCHEDULE & RESULTS

DATE	BU	OPP	OPPONENT	TV	TIME/SCORE
N28	2/1	—	vs. Louisiana-Lafayette ¹	FloHoops	W, 112-82
N29	2/1	—	vs. Washington ¹	FloHoops	W, 86-52
D2	2/1	5/10	vs. Illinois ²	ESPN	W, 82-69
D9	2/2	—	SFA	ESPN+	W, 83-52
D13	2/2	13/12	• TEXAS	ESPN	PPD
D19	2/2	—	• at Kansas State	ESPN+	W, 100-69
D21	2/2	—	UAPB	ESPN+	W, 99-42
D29	2/2	—	CENTRAL ARKANSAS	ESPN+	W, 93-56
D30	2/2	—	ALCORN STATE	ESPN+	W, 105-76
J2	2/2	—	• at Iowa State	Big 12 Now/ESPN+	12 pm
J6	—	—	• OKLAHOMA	ESPN2	8 pm
J9	—	—	• at TCU	ESPN2/U	1/4 pm
J12	—	—	• WEST VIRGINIA	ESPN/ESPN2	8 pm
J16	—	—	• at Texas Tech	ESPN/ESPN2	3 pm
J18	—	—	• KANSAS	ESPN	8 pm
J23	—	—	• at Oklahoma State	CBS	1 pm
J27	—	—	• KANSAS STATE	ESPN2	8 pm
J30	—	—	AUBURN ³	ESPN/ESPN2	1/3 pm
F2	—	—	• at Texas	ESPN/ESPN2	8 pm
F6	—	—	TCU	Big 12 Now/ESPN+	3 pm
F10	—	—	• at Oklahoma	ESPN2	TBD
F13	—	—	• TEXAS TECH	ESPN/ESPN2	11 am/1 pm
F15	—	—	• at West Virginia	ESPN	8 pm
F20	—	—	• OKLAHOMA STATE	ESPN/ESPN2	3/5 pm
F23	—	—	• IOWA STATE	Big 12 Now/ESPN+	7 pm
F27	—	—	• at Kansas	ESPN	7 pm
M10-13	—	—	Big 12 Championship ⁴	ESPN2/U	TBD

SCHEDULE KEY

- 1 — Vegas Bubble at T-Mobile Arena (Las Vegas, Nev.)
 - 2 — Jimmy V Classic at Bankers Life Arena (Indianapolis, Ind.)
 - 3 — Big 12/SEC Challenge at Ferrell Center (Waco, Texas)
 - 4 — Big 12 Championship at T-Mobile Center (Kansas City)
- Rankings: AP/Coaches at time of game; All times Central

BAYLOR ATHLETICS COMMUNICATIONS

DAVID KAYE

Assistant AD

254-709-5147 • David_Kaye@baylor.edu

STORY LINES

- No. 2 Baylor returns to Big 12 play with Saturday's noon CT game at Iowa State on ESPN+.
- Wednesday is the 41st series meeting, and the home team has won 29 of 35 campus-site games.
- Baylor is 10-3 against Iowa State since 2015 and 16-13 vs. ISU during the 18-year Scott Drew era.
- Baylor lost its first 12 trips to Ames, but BU is 4-2 in Ames since getting its first win at Hilton in 2015.
- Baylor is the Big 12's final undefeated team. BU leads the league in scoring (95.0), scoring margin (+32.8), field goal pct. (.521), 3-point pct. (.459), 3-pointers made (11.9), steals (9.8), assists (22.1), assist-to-turnover ratio (1.92), offensive rebound percentage (.418) and rebounding margin (+10.1).
- Baylor has scored 80+ points in 8 straight games, which is the 2nd-longest streak in school history behind only the 1984-85 season, when BU scored 80+ points in its first 11 games.
- Baylor has scored 90+ in 4-straight games for the first time since 1984; BU has never gone 5-straight.
- Baylor has won 8 consecutive games by double-digits, matching the school record set when the Bears started the 2011-12 season with 8-consecutive double-digit wins.
- Baylor is the nation's only team to win every game by 13+ points this season (min. 3 games played).
- BU has built a lead of at least 16 points in every game this season and has won 7 of 8 by 25+ points.
- BU is looking to start a season 9-0 for the first time since starting 15-0 on its way to No. 1 in 2016-17.
- Baylor leads the nation in 3-point percentage (.459) and assists per game (22.1).
- The Bears rank 2nd nationally in AST-to-TO ratio (1.92), 2nd in scoring margin (+32.8), 3rd in scoring (95.0), 5th in 3-pointers made (11.9/gm), 6th in turnover margin (+8.4) and 13th in steals (9.8/gm).
- Baylor's bench has 33+ points in every game and is out-scoring opposing benches 43-20 on average.
- Four members of the BU bench average 8+ ppg — Flagler (13), Tchatchoua (10), Mayer (10), Cryer (8).
- Head coach **Scott Drew** is in his 18th season in Waco and is BU's all-time wins leader (350-213).
- With a win, Drew would tie his father Homer Drew's career Division I wins total (371 in 22 years at Valpo).
- Baylor is playing its 250th game as a ranked team under Drew — BU was ranked in 2 of 2197 games over the program's 97 seasons prior to Drew. Since 2008-09, BU has been ranked in 247 of 429 games.
- Baylor has been top-5 ranked for 17-straight weeks. BU was top-5 for 12 weeks all-time prior to this streak.
- BU's streak of 26-straight AP polls ranked is the nation's 5th-longest active streak and longest in BU history.
- Baylor's defense forced 15+ turnovers in 23 of 38 games since the start of the 2019-20 season.
- BU became the first team since 1992 to score 100 points in Manhattan in the Dec. 19 win at K-State.
- Baylor has led by at least 5 points in all 38 games since the start of 2019-20 (double-digit lead in 32 of 38).
- Baylor returned four All-Big 12 players from a 2019-20 team which went 26-4 and spent five weeks ranked No. 1 nationally. The Bears finished last season ranked No. 4 in the coaches poll (No. 5 in AP).
- Baylor is 42-40 in Big 12 road games over the last 10 seasons, second-best behind Kansas (55-27).
- Baylor signed the highest-ranked recruiting class in program history (No. 4) earlier this month. BU inked 5-star Kendall Brown, 4-star Langston Love and 4-star Jeremy Sochan for the 2021-22 season.
- BU has advanced to 8 consecutive postseasons, tied as the nation's 10th-longest active streak.

TEAM INFORMATION

BAYLOR (8-0, 1-0 Big 12)

Ranking	2nd — AP, 2nd — Coaches
Head Coach	Scott Drew (Butler, 1993)
Career Record	370-224 (19th season)
BU Record	350-213 (18th season)
vs. Iowa St.	16-13

IOWA STATE (2-4, 0-2 Big 12)

Ranking	NR — AP, NR — Coaches
Head Coach	Steve Prohm (Alabama, 1997)
Career Record	201-106 (10th season)
ISU Record	97-77 (6th season)
vs. Baylor	3-8

SID Matt Shultz — mshultz@iastate.edu

BAYLOR 2020-21 STATS

#	P	NAME	YR	PPG	RPG	APG	MPG
31	G	MaCio Teague	Sr.	16.3	4.5	1.8	28.6
12	G	Jared Butler	Jr.	15.4	3.1	5.9	25.5
10	G	Adam Flagler	So.	12.7	2.3	2.5	23.7
45	G	Davion Mitchell	Jr.	11.9	3.5	7.3	28.5
23	F	J. Tchamwa Tchatchoua	So.	10.3	7.8	0.3*	20.1
24	F	Matthew Mayer	Jr.	9.8	3.5	1.1	14.9
4	G	LJ Cryer	Fr.	7.9	0.9	1.9	18.1
11	F	Mark Vital	Sr.	5.1	4.9	1.5	19.8
0	F	Flo Thamba	Jr.	3.9	4.6	0.5*	15.4
5	F	Jordan Turner	RFr.	3.3	1.7	0.5	6.2
32	F	Zach Loveday	Fr.	3.1	1.6	0.3*	6.6
35	G	Mark Paterson	Sr.	1.2	0.7	0.0	2.0
13	F	Jackson Moffatt	So.	0.0	0.5	0.2	2.3

* - blocks per game

PRONUNCIATIONS

John JAKUS	JAYK-us
Matthew MAYER	MYE-er
DAVION Mitchell	DAY-vee-ahn
Jonathan TCHAMWA TCHATCHOUA	CHAWM-wuh CHAT-chew-wuh
MACIO Teague	may-SEE-oh
Mark VITAL	VYE-tuhl

BAYLOR IN THE RANKINGS

WEEK	W/L	AP	COACHES
Preseason	0-0	2nd (1540; 24)	1st (764; 12)
Nov. 30	2-0	2nd (1513; 6)	1st (764; 12)
Dec. 7	3-0	2nd (1470; 7)	2nd (774; 8)
Dec. 14	4-0	2nd (1491; 7)	2nd (772; 6)
Dec. 21	5-0	2nd (1538; 3)	2nd (725; 5)
Dec. 28	6-0	2nd (1538; 2)	2nd (771; 3)

SCHEDULE WATCH

CCD/PPD GAMES	REPLACEMENT GAMES
vs. Arizona State (11/25)	vs. Louisiana-Lafayette (11/28)
vs. Villanova/BC (11/26)	vs. Washington (11/29)
at Seton Hall (11/29)	vs. SFA (12/9)
vs. Gonzaga (12/5)	vs. Tarleton State (12/15)
vs. Nicholls State (12/8)	vs. Alcorn State (12/30)
vs. Texas (12/13)	vs. Texas (TBD)
vs. Tarleton State (12/15)	

MILESTONE WATCH

- Adam Flagler – has made 3FG in 42 consecutive games
- Jared Butler – needs 4 steals for 100 in career
- Jared Butler – needs 16 assists for 250 in career
- Davion Mitchell – needs 15 assists for 250 in career
- MaCio Teague – needs 3 points for 1600 in career
- MaCio Teague – needs 7 3FGM for 250 in career
- MaCio Teague – needs 4 steals for 125 in career
- Mark Vital – needs 2 steals for 125 in career
- Mark Vital – needs 2 Offensive Reb. for 300 in career

2020-21 SEASON HONORS

- JARED BUTLER**
- Preseason All-America Team (Associated Press)
 - Preseason Big 12 Player of the Year
 - Preseason All-Big 12 Team (unanimous)
 - Naismith Trophy Preseason Watch List
 - Wooden Award Preseason Top 50 Watch List
 - Bob Cousy Point Guard of the Year Award Watch List
 - No. 5 on CBS Sports Top 101 Players in CBB
 - No. 2 on The Athletic's Top 20 Guards in CBB

- DAVION MITCHELL**
- No. 67 on CBS Sports Top 101 Players in CBB
 - No. 10 on The Athletic's Top 20 Guards in CBB

- MACIO TEAGUE**
- Preseason All-Big 12 honorable mention
 - Naismith Trophy Preseason Watch List
 - Wooden Award Preseason Top 50 Watch List
 - Jerry West Shooting Guard of the Year Award Watch List
 - No. 24 on CBS Sports Top 101 Players in CBB
 - No. 12 on The Athletic's Top 20 Wings in CBB

- MARK VITAL**
- Preseason All-Big 12 honorable mention
 - Karl Malone Power Forward of the Year Watch List
 - No. 71 on CBS Sports Top 101 Players in CBB

GAME-BY-GAME

- Baylor opened with a 112-82 win over ULL on Nov. 28. BU's 112 points were its most since 2017.
- BU then beat Washington 86-52 on Nov. 29 in Las Vegas, out-rebounding the Huskies 50-19.
- Baylor won 82-69 over No. 5 Illinois in Indianapolis on Dec. 2, recording the 9th top-5 win in program history.
- BU defeated SFA 83-52 on Dec. 9, turning a Ferrell Center-record 35 turnovers into 40 points off turnovers.
- Baylor won at K-State 100-69 on Dec. 19, becoming the first team to score 100 in Manhattan since 1992.
- The Bears rolled to a 99-42 win over UAPB on Dec. 21, with Baylor's bench out-scoring UAPB's 55-0.
- BU returned from break with a 93-56 win over UCA on Dec. 29, led by Davion Mitchell's career-high 12 assists.
- Baylor wrapped up 2020 with a 105-76 win over Alcorn State on Dec. 30, scoring a season-high 59 first-half points.

QUICK HITS

- BU was picked to win the Big 12 in the league's preseason coaches' poll for the first time.
- Baylor is 59-5 when leading at halftime over the last 4 seasons since 2017-18 (21-2 in 2019-20, 8-0 this season).
- Baylor has won 89% of its games when leading at the half since 2011-12 (177-21).
- BU is 122-23 since 2015-16 when leading at any point in the 2nd half of a game (34-3 since 2019-20).
- Baylor's 23-game winning streak last season was the longest ever by a Big 12 team (previously 22 by 1996-97 KU).
- BU's 13-game conference winning streak last year was the longest in school history (previously 11 in 1946 SWC).
- Baylor has won 20+ games in 11 of the last 13 seasons after recording only three 20-win seasons in the previous 100 years of Baylor Basketball (1946, 1948, 1988).
- Baylor is 225-97 over the last 10 seasons, averaging 24 wins per season since 2011-12.
- Baylor's 225 wins since 2011-12 are second-most in the Big 12 behind only Kansas (272).
- Baylor is 316-144 since 2007-08, the first year Drew's staff had a full allotment of scholarships.
- Eight of Baylor's players either have used or are currently using a redshirt year. Four after transferring to BU – Flagler, Mitchell, Tchamwa Tchatchoua and Teague, and four as freshmen – Moffatt, Turner, Vital and Dainja.
- Baylor joins Duke, Gonzaga and Kansas as the nation's only teams ranked No. 1 in 3 of the last 5 seasons.
- Nine of Baylor's 10 starting point guards under Drew have earned All-Big recognition (15 of last 16 seasons).
- Baylor is 1 of 14 teams nationally to appear in every postseason since 2012 (6 NCAAs, 2 NITs).
- Baylor has the nation's 10th-longest active streak with at least one 3-point FG made in 940 straight games – the last time Baylor failed to make a 3-pointer was more than 30 years ago, on Feb. 21, 1990 vs. Texas Tech (0-8).

ONE OF THE GREATEST REBUILDS IN NCAA HISTORY

- Scott Drew became Baylor head coach in 2003, starting of one of the greatest rebuilds in NCAA history.
- Drew was named 2020 NBC Sports National Coach of the Year and 2017 Basketball Times National COY.
- Drew is now in his 18th season at Baylor and is the school's all-time wins leader (350).
- Drew is coaching his 564th game at Baylor (350-213). His .622 winning pct. is best in BU history among coaches with 40+ games, and he's the program's all-time wins leader with 149 more victories than any other coach.
- Baylor has a .687 winning percentage (316-144) since Drew's first year with no scholarship restrictions in 2007-08 and a .699 winning percentage (225-97) over the last 10 seasons since 2011-12.
- Drew (50) is the youngest of 12 coaches nationally to take his current program to four Sweet 16s since 2010.
- Baylor is playing its 250th game as a ranked team in Drew's 18 seasons. BU was ranked in 2 of 2,197 games over the program's first 97 seasons prior to Drew. Since 2008-09, BU has been ranked in 247 of 429 games.
- In Drew's first 17 seasons at Baylor, 44 players have gone on to professional careers.

2020-21 BAYLOR BASKETBALL ROSTER

NO.	NAME	HT.	WT.	CL.	WING.	HOMETOWN/HIGH SCHOOL (PREVIOUS COLLEGE)
0	Flo Thamba, F	6-10	245	Jr.	7-5	Kinshasa, Democratic Republic of Congo/Mountain Mission
4	LJ Cryer, G	6-1	185	Fr.	6-3	Katy, Texas/Morton Ranch HS
5	Jordan Turner, G/F	6-8	195	Fr. [%]	7-0	Houston, Texas/Sunrise Christian
10	Adam Flagler, G	6-3	180	So. [%]	6-3	Duluth, Ga./Duluth HS (Presbyterian)
11	Mark Vital, G/F	6-5	250	Sr. [^]	6-9	Lake Charles, La./Advanced Prep International
12	Jared Butler, G	6-3	195	Jr.	6-3	Reserve, La./Riverside Academy
13	Jackson Moffatt, G/F	6-7	200	So.	6-7	Magnolia, Texas/Magnolia HS
23	Jonathan Tchamwa Tchatchoua, F	6-8	245	So. [%]	7-3	Douala, Cameroon/NBA Global Academy - Australia (UNLV)
24	Matthew Mayer, G/F	6-9	225	Jr.	6-8	Austin, Texas/Westlake HS
31	MaCio Teague, G	6-4	195	Sr. [#]	6-11	Cincinnati, Ohio/Walnut Hills HS (UNC Asheville)
32	Zach Loveday, F	7-0	215	Fr.	7-0	Gallipolis, Ohio/Huntington Prep
35	Mark Paterson, G	6-1	180	Sr.	6-0	Dallas, Texas/Trinity Christian Addison (St. Edward's)
42	Dain Dainja, F	6-9	270	Fr.	7-7	Brooklyn Park, Minn./Park Center HS
45	Davion Mitchell, G	6-2	205	Jr. [#]	6-3	Hinesville, Ga./Liberty County HS (Auburn)

^ - sat out 2016-17 as redshirt * - sat out 2017-18 as redshirt # - sat out 2018-19 as redshirt % - sat out 2019-20 season as redshirt

COACHING & SUPPORT STAFF

- Head Coach:** Scott Drew (Butler, 1993), 17th season at Baylor (18th season as Division I head coach)
- Associate Head Coach:** Jerome Tang (Charter Oak State, 2007), 17th season at Baylor
- Assistant Coach:** Alvin Brooks III (Idaho State, 2002), 4th season at Baylor
- Assistant Coach:** John Jakus (Trinity International, 1999), 3rd season at Baylor
- Special Assistant & Director of Player Development:** Jared Nuness (Valparaiso, 2001), 10th season at Baylor
- Special Assistant to the Head Coach:** Bill Peterson (Eckerd, 1979), 3rd season at Baylor
- Director of Basketball Operations:** Aditya Malhotra (Baylor, 2006), 7th season at Baylor
- Director of Video Operations:** Ty Beard (Baylor, 2009), 3rd season at Baylor

A WIN WOULD ...

- Be Drew's 351st win at Baylor and improve Baylor's record to 317-144 since 2007-08.
- Give Drew 371 career Division I wins, matching his father Homer Drew's career Division I wins total (371).
- Make Baylor 9-0 for the first time since starting 15-0 in 2016-17.
- Give Baylor a 5-2 record in Ames since snapping an 0-12 all-time record at Hilton Coliseum in 2015.
- Mark the first time Baylor has taken a lead in the all-time series against Iowa State, dating back to 1988.
- Improve Baylor to 37-10 all-time when playing as an AP Top 5 team.

SERIES HISTORY

- Saturday is the 41st series meeting. Baylor has won 10 of the last 13 meetings to even the series at 20-20.
- The home team has won 29 of 35 campus site games in the all-time series, and BU is 1-4 vs. ISU at neutral sites.
- Since the Big 12 went to double round-robin play in 2012, the teams have split the regular-season series four times (2012, 2014, 2017, 2018), BU has swept four times (2015, 2016, 2019, 2020) and ISU has swept once (2013).

LAST SEASON VS. IOWA STATE

- Baylor swept the regular-season series for a 4th time in the last 6 seasons (2015, 2016, 2019, 2020).
- Baylor overcame a slow start to secure a 68-55 win over Iowa State in Waco on Jan. 15. Iowa State's 55 points were its fewest away from home since 2013, as Baylor held all 10 Iowa State players to single-digit scoring.
- The Bears completed the season sweep with a 67-53 win in Ames on Jan. 30, holding Iowa State to its fewest points in a Big 12 home game since Feb. 21, 2009. **Mark Vital** had 8 points, 9 rebounds and 7 assists.

UP NEXT

- The Bears return home to host Oklahoma at 8 pm CT Wednesday on ESPN2.
- BU then goes on the road to Fort Worth to face TCU at 1 or 4 pm CT Saturday on ESPN, ESPN2 or ESPNU.

FOUR ALL-BIG 12 PLAYERS RETURN

- All five Baylor starters were named to 2020 All-Big 12 teams, making BU the first team in the league's 24-year history with five players on All-Big 12 teams, and four of those players are back for the 2020-21 season.
- **Jared Butler** became Baylor's first underclassman named first-team All-Conference since Terry Teagle in 1980, and he was named a consensus third-team All-American. He's the Bears' first AP Preseason All-American.
- **MaCio Teague** has been all-conference in all three of his previous seasons. He was a first-team All-Big South honoree while at UNC Asheville in 2017 and 2018 and earned second-team All-Big 12 honors in 2020.
- **Mark Vital** and **Davion Mitchell** were both third-team All-Big 12 and Big 12 All-Defensive Team choices.

ONE OF FOUR PROGRAMS RANKED NO. 1 THREE TIMES SINCE 2017

- Baylor joins Duke, Gonzaga and Kansas as the only programs ranked No. 1 in three seasons since 2017.
- BU was No. 1 for the first time on Jan. 9, 2017, spent five weeks ranked No. 1 in 2020 and was No. 1 in the preseason and week 1 coaches' polls this year. All told, BU has been No. 1 for eight weeks since 2017.
- The Bears have been ranked in 24 of 25 AP Top 25 spots during the Drew era (all since 2008). The only spot Baylor hasn't been ranked in the AP poll is No. 8.

SEVENTEEN STRAIGHT WEEKS AP TOP-5 RANKED

- BU is No. 2 in this week's AP Top 25, extending its school-record streak to 17 straight weeks top-5 ranked. The Bears were top-5 ranked in 12 total weeks in program history prior to the current streak.
- Baylor's 5-week streak at No. 1 last season was the longest since Kentucky in 2015.
- Baylor has been in the AP Top 25 a school-record 26-straight weeks, which is the nation's 5th-longest active streak behind only Kansas (225), Duke (88), Gonzaga (83) and Villanova (28).

BU TOPS CENTURY MARK FOR THIRD TIME IN WIN OVER ALCORN

- Playing its second game in as many days, the Bears rolled to a 105-76 win over Alcorn State on Dec. 30.
- The Bears' three starting guards combined for 45 points (13-22 FGs, 13-13 FTs), 16 assists and only 4 turnovers, led by **Davion Mitchell**, who posted his second-career double-double with 10 points and 10 assists.
- Six Bears scored in double-figures, including career-highs of 10 points for **Jordan Turner** and **Zach Loveday**.

BEARS ROAR BACK FROM BREAK IN WIN OVER CENTRAL ARKANSAS

- Baylor returned from its Christmas break with a 93-56 win over Central Arkansas on Dec. 29.
- The Bears posted 25 assists against only 10 turnovers, including a career-high 12 assists from **Davion Mitchell**.
- **Jonathan Tchamwa Tchatchoua** had his first double-double of the season with 13 points and 11 boards.

BENCH TAKES CARE OF BUSINESS VS. UAPB

- Baylor's bench scored more points than the entire UAPB team in the Bears' 99-42 win on Dec. 21. The BU bench out-scored UAPB's bench 55-0, with a team-high 15 points from freshman **LJ Cryer**.
- BU committed only 5 turnovers, forced 23 turnovers and had 25 assists on 37 made field goals.

NO RUST FOR BU OFFENSE IN BIG 12 OPENER AT K-STATE

- Despite going 9 days without a game and having only two days of practice before its Big 12 opener at Kansas State, BU rolled to a 100-69 victory on Dec. 19, becoming the first team to score 100 in Manhattan since 1992.
- Two Baylor guards posted double-doubles, with **MaCio Teague's** 23 points and 10 rebounds and **Jared Butler's** 14 points and career-high 13 assists. **Davion Mitchell** added a career-high 20 points.



SCOTT DREW
HEAD COACH
18TH SEASON AT BAYLOR

THE DREW FILE

PERSONAL

Birthdate: Oct. 23, 1970
Birthplace: Kansas City, Mo.
Family: Wife, Kelly; daughter Mackenzie, sons Peyton and Brody

EDUCATION

College: Butler, 1993; Valparaiso, 1994 (Master's)

COACHING EXPERIENCE

1993-01 Valparaiso (assistant coach)
2001-02 Valparaiso (associate head coach)
2002-03 Valparaiso (head coach)
2003-pres. Baylor (head coach)

THE DREW WORKSHEET

YEAR	SCHOOL	OVERALL	CONF.
2002-03	Valparaiso	20-11	12-2
2003-04	Baylor	8-21	3-13
2004-05	Baylor	9-19	1-15
2005-06†	Baylor	4-13	4-12
2006-07	Baylor	15-16	4-12
2007-08	Baylor ¹	21-11	9-7
2008-09	Baylor ²	24-15	5-11
2009-10	Baylor ¹	28-8	11-5
2010-11	Baylor	18-13	7-9
2011-12	Baylor ¹	30-8	12-6
2012-13*	Baylor ²	23-14	9-9
2013-14	Baylor ¹	26-12	9-9
2014-15	Baylor ¹	24-10	11-7
2015-16	Baylor ¹	22-12	10-8
2016-17	Baylor ¹	27-8	12-6
2017-18	Baylor ²	19-15	8-10
2018-19	Baylor ¹	20-14	10-8
2019-20	Baylor ³	26-4	15-3
2020-21	Baylor	8-0	1-0
TOTAL	19th season	370-224	151-152
BAYLOR	18th season	350-213	139-150

† Baylor played no non-conference schedule due to NCAA sanctions.
* Two of Baylor's wins were credited to interim head coach Jerome Tang.
¹ NCAA Tournament Appearances | ² NIT Appearances | ³ COVID-19 pandemic

DREW VS. 2020-21 OPPONENTS

OPPONENT	CAREER
Alcorn State	3-0
Arkansas-Pine Bluff	2-0
Central Arkansas	3-0
Illinois	1-1
Iowa State.....	16-13
Louisiana-Lafayette.....	2-0
Kansas	5-25
Kansas State	14-16
Oklahoma	14-22
Oklahoma State.....	19-16
SFA	3-2
Texas	17-21
TCU.....	13-4
Texas Tech.....	20-13
Washington.....	1-1
West Virginia	11-8
CAREER W-L TOTAL	370-224

MISCELLANEOUS STATISTICS

Current Streak.....	Won 8
Current Home Streak.....	Won 6
Current Road/Neutral Streak.....	Won 4
Last Win.....	Dec. 30 vs. Alcorn State (105-76)
Last Home Win.....	Dec. 30 vs. Alcorn State (105-76)
Last Away Win.....	Dec. 19 at K-State (100-69)
Last Loss.....	March 7 at West Virginia (64-76)
Last Home Loss.....	Feb. 22 vs. #3 Kansas (61-64)
Last Away Loss.....	March 7 at West Virginia (64-76)

2020-21 RECORD BY STARTING LINEUP

Mitchell (g), Butler (g), Teague (g), Vital (f), Thamba (f)..... 8-0

RECORD WHEN...

	2020-21		DREW
	ALL	B12	ERA
Leading or tied at halftime	8-0	1-0	285-48
Trailing at halftime	0-0	0-0	67-165
Shoot 50 percent or higher	6-0	1-0	161-12
Shoot lower than 50 percent	2-0	0-0	191-201
Shoot higher pct than opponent	8-0	1-0	303-29
Shoot lower percentage than opp	0-0	0-0	49-184
Opp. shoot lower than 50 percent	7-0	1-0	331-115
Opp. shoot 50 percent or higher	1-0	0-0	21-98
Score fewer than 60 points	0-0	0-0	16-50
Score 60-plus points	8-0	1-0	335-163
Score 70-plus points	8-0	1-0	290-69
Score 80-plus points	8-0	1-0	147-12
Score 90-plus points	5-0	1-0	64-3
Score 100-plus points	3-0	1-0	24-0
Opp. score fewer than 50 points	1-0	0-0	37-1
Opp. score fewer than 60 points	4-0	0-0	133-9
Opp. score fewer than 70 points	6-0	1-0	252-55
Opp. score fewer than 80 points	7-0	1-0	332-144
Opp. score 80-plus points	1-0	0-0	20-69
Opp. score 90-plus points	0-0	0-0	3-19
More rebounds than opponent	7-0	1-0	266-80
Equal/fewer rebounds than opp.	1-0	0-0	86-133
40+ rebounds	5-0	1-0	138-32
Fewer than 40 rebounds	3-0	0-0	214-181
Fewer turnovers than opp.	7-0	1-0	184-70
Equal/more turnovers than opp.	1-0	0-0	168-143
Games decided by 5 or fewer pts	0-0	0-0	72-63
OT games	0-0	0-0	19-5
Games as AP ranked team	8-0	1-0	182-67
Games vs. AP ranked opponents	1-0	0-0	48-100
Games following a loss	1-0	0-0	111-96
Games following a win	7-0	1-0	240-117
More points in paint than opp.	7-0	1-0	250-86
Equal/fewer pts in paint than opp.	1-0	0-0	102-127
More points off TO than opp.	8-0	1-0	218-73
Equal/fewer pts off TO than opp.	0-0	0-0	134-140
More bench points than opp.	7-0	0-0	208-108
Equal/fewer bench points than opp.	1-0	1-0	144-105
More 2nd-chance points than opp.	7-0	1-0	207-110
Equal/fewer 2nd-ch. pts than opp.	1-0	0-0	145-103
Playing in November	2-0	0-0	79-15
Playing in December	6-0	1-0	84-19
Playing in January	0-0	0-0	76-63
Playing in February	0-0	0-0	67-70
Playing in March	0-0	0-0	44-45
Playing in April	0-0	0-0	2-1

BU FORCES 35 TURNOVERS IN DOMINANT WIN OVER SFA

- Baylor forced a Ferrell Center-record 35 turnovers and rolled to an 83-52 win over SFA in its Dec. 9 home opener.
- The Bears snapped SFA's 18-game winning streak (which was the nation's 2nd-longest active streak) and handed SFA its largest margin-of-defeat in more than two years – a 38-point loss at Miami on Nov. 13, 2018.

BEARS NOTCH TOP-5 WIN OVER ILLINOIS IN JIMMY V CLASSIC

- Baylor recorded its first ranked win of the season by beating No. 5 Illinois 82-69 in the Jimmy V Classic on Dec. 2.
- Four BU guards all scored in double-figures and combined for 56 points, led by **Adam Flagler's** 18 off the bench.
- There were 10 lead changes in the game, and score was tied 43-43 with 13:16 left. BU used a 6-0 run to take the lead for good, and put the game away with a 9-0 run over 75 seconds to take a 65-61 lead with 7 minutes left.
- After being out-rebounded 25-18 in the first half, Baylor out-rebounded the Illini 20-10 after the break.

TWO 30-POINT WINS IN VEGAS TO OPEN SEASON

- Baylor's season started three days later than expected, but the Bears came out strong scoring 112 points in a 30-point win over Louisiana-Lafayette and then taking down Washington 86-52 the following day.
- The Bears drained 15 treys and had 25 assists on their way to 112 points in the opener vs. Louisiana-Lafayette.
- BU out-rebounded Washington 50-19, with Mark Vital (15) recording as many rebounds as all Washington players combined (15 + 4 team rebounds). It was the second time Vital accomplished that feat (2018-19 at Arizona).

BREAKTHROUGH IN BIG 12

- BU is 115-80 in Big 12 play in 12 seasons since 2010 after going 59-149 in the league's first 13 seasons.
- BU is 129-97 in Big 12 play in 14 seasons since 2008 after going 45-131 in the league's first 11 seasons.
- Baylor is 42-40 in Big 12 road games since 2012, second-best in the league behind only Kansas (55-27).
- BU has won 8+ Big 12 games in 9 straight seasons after winning 8+ just 3 times in the league's first 15 years.
- BU has recorded double-digit Big 12 wins in 5 of the last 6 years and 7 of the last 11 seasons.

BEARS ARE 7-1 VS. RANKED TEAMS OVER LAST TWO SEASONS

- Baylor is 7-1 against top-25 ranked teams since the start of the 2019-20 season. The Bears last loss against a ranked team before that stretch was to No. 4-ranked Gonzaga in the 2019 NCAA Tournament second round.
- BU is 3-0 away from home against ranked teams over the last two seasons. BU defeated No. 17 Villanova in the 2019 Myrtle Beach Invitational, then recorded road wins at No. 22 Texas Tech and No. 4 Kansas in January 2020.

THIRTY WINS VS. RANKED TEAMS IN LAST FIVE SEASONS

- Baylor has gone 30-33 against ranked teams since the start of the 2014-15 season (6-1 last season).
- BU is 48-73 against AP-ranked teams since 2007-08 after going 17-122 in the program's first 101 seasons.
- Baylor has won multiple games vs. AP Top 25 teams in each of the last 13 seasons entering 2020-21. The Bears have defeated at least five ranked teams in five of the last seven seasons dating back to 2013-14.

PROGRAM HIGHLIGHTS

- Drew is in his 18th season at Baylor and is the school's all-time wins leader (350).
- Baylor has had a nation-leading four players selected in the NBA Draft since 2010 who weren't ranked in the ESPN100 out of high school – Quincy Acy, Ekpe Udoh, Pierre Jackson and Taurean Prince.
- Drew has graduated 52 players during his Baylor tenure, averaging 3 graduates per season.
- The Bears have advanced to postseason play in a school-record eight straight seasons (6 NCAA, 2 NIT).
- Baylor is 23-4 in regular-season tournaments since 2013-14, including 4 regular-season tournament titles.
- Drew has won 20+ games in 11 of the last 13 years – the Bears had 3 seasons of 20+ wins prior to his arrival.

PROTECTING HALFTIME LEADS

- BU is 62-5 in its last 67 games when leading at halftime – 8-0 in 2021, 21-2 in 2020, 15-3 in 2019 and 15-0 in 2018.
- Baylor has won 89% of its games (177-21) when leading at the half since 2011-12 (8-0 in 2021, 21-2 in 2020, 15-3 in 2019, 15-0 in 2018, 18-3 in 2017, 18-2 in 2016, 21-7 in 2015, 18-2 in 2014, 17-1 in 2013 and 26-1 in 2012).
- BU has won 39% of games in which its been tied or trailing at the half since 2011-12, going 48-76 in those.

SECOND-MOST WINS AMONG BIG 12 TEAMS SINCE 2011-12

- Baylor's 225-97 record since 2011-12 trails only Kansas (272-64) among Big 12 teams (thru 1/1/21).
- West Virginia (198-122) is 3rd, Iowa State (197-116) is 4th, Kansas State (187-127) is 5th, Oklahoma (185-119) is 6th, Texas (177-136) is 7th, Oklahoma St. (168-137) is 8th, Texas Tech (167-139) is 9th and TCU (160-152) is 10th.
- Baylor has averaged 24.1 wins per season over the last nine full seasons since 2011-12.

NON-CONFERENCE HIGHLIGHTS

- Baylor is 13-5 vs. the Pac-12 during the Drew era, 11-1 against the Big East during the Drew era and 16-10 against the SEC during the Drew era, including 11-5 since 2012-13 and 6-1 in the Big 12/SEC Challenge.
- Baylor is 52-11 in games against non-Big 12 teams over the last 5 seasons, including home wins against No. 4 Oregon, No. 7 Xavier, No. 12 Arizona, No. 18 Butler, Oregon and Alabama, neutral site wins vs. No. 5 Illinois, vs. No. 10 Louisville, vs. No. 17 Villanova, vs. No. 24 Michigan State, vs. UCU, vs. USC, vs. Wisconsin, vs. Creighton, vs. Syracuse and vs. Washington and road wins at Arizona, at Ole Miss and at Florida.

BIG 12 INDIVIDUAL RANKINGS

- **Davion Mitchell** – 1st assists (7.3), 1st steals (2.5), 6th 3FGs (2.3), 7th A-T ratio (2.52)
- **Jared Butler** – 2nd assists (5.9), 3rd steals (1.8), 2nd A-T ratio (2.94), 6th ppg (15.4), 3rd FG% (.505), 6th 3FGs (2.3)
- **MaCio Teague** – 3rd ppg (16.3), 2nd FG% (.511), 2nd FT% (.889), 9th 3FGs (2.0)
- **Adam Flagler** – 1st 3FG% (.469), 4th 3FGs (2.5), 18th ppg (12.7)
- **LJ Cryer** – 15th 3FGs (1.9)
- **Jonathan Tchamwa Tchatchoua** – 6th rebounds (7.8), 5th offensive reb. (2.9), 7th defensive reb. (4.9)
- **Mark Vital** – 9th steals (1.5), 11th blocks (0.9), 12th offensive reb. (2.1)

BUTLER BACK AFTER ALL-AMERICA SOPHOMORE SEASON

- **Jared Butler** was named to the Sporting News All-America Third Team and All-Big 12 First Team, becoming Baylor's first underclassman to earn All-America or All-Conference first team honors since Terry Teague in 1980.
- Butler ranks top-10 in the Big 12 in assists (2nd), steals (3rd), A-T ratio (2nd), scoring (6th) and 3FG% (3rd).
- Butler led Baylor in scoring in 17 of 30 games last season after doing so in 6 of 34 games as a freshman.
- Butler had 8 games with 20+ points last season, including his 2nd career 30-point game – 30 vs. UCA, 22 vs. Villanova, 20 vs. UMES, 22 at Kansas, 20 at K-State, 21 vs. WVU, 22 at Oklahoma and 21 at WVU.

TEAGUE LOOKING FOR FOURTH ALL-CONFERENCE SEASON

- **MaCio Teague** has earned all-conference honors in all 3 collegiate seasons – All-Big South First Team in 2017 and 2018 at UNC Asheville and All-Big 12 Second Team in 2020 at Baylor.
- Teague leads the team and ranks 3rd in the Big 12 in scoring and 2nd in the league in FG% and FT%.
- Teague has led the Bears in scoring in 10 of his last 20 games played (4 of 8 this season).
- Among active DI players, Teague ranks 17th in career points (1,582) and 16th career 3-pointers made (240).
- Teague played in 90 consecutive games and made 86 consecutive starts before sitting out two games with a broken wrist. He has started all but 3 games (Nov. 20, 2016, Feb. 18, 2020, Feb. 22, 2020) in his career.
- Baylor is 28-1 when Teague scores 10+ points. He's averaging 9.5 ppg in BU's 4 losses with him (8, 8, 13, 9).

TCHAMWA TCHATCHOUA PROVIDING SPARK OFF BENCH

- **Jonathan Tchamwa Tchatchoua** has played 15+ minutes off the bench in every game this season, including 4 games with 20+ minutes. He's had at least 6 points and 4 rebounds in every game.
- Tchamwa Tchatchoua has made 56% of his FGs on dunks (19-of-34), including all 5 in the win over Washington.
- Tchamwa Tchatchoua leads the Bears and ranks 6th in the Big 12 with 7.8 rebounds per game.

MITCHELL RETURNS AS STARTING POINT GUARD

- **Davion Mitchell** was named Big 12 Newcomer of the Year, selected to the All-Big 12 Third Team and Big 12 All-Defensive Team and was a unanimous choice on the Big 12 All-Newcomer Team.
- Mitchell leads the Big 12 in assists and steals and ranks 6th in 3-pointers made and 7th in assist-to-turnover ratio.
- Mitchell has started all 38 games at BU after coming off the bench in all 34 games as an Auburn freshman (2017-18).
- Mitchell has made a 3-pointer in 29 of the last 34 games and is shooting 40% on 3FGs in that stretch (50-of-124). Prior to that stretch, he shot .264 (19-of-72) from downtown over his first 38 collegiate games.
- When Mitchell has played 20+ minutes, his collegiate teams are 45-4 (12-0 at Auburn, 33-4 at Baylor).
- When Mitchell scores 10+ points, his collegiate teams are 21-1 (2-0 at Auburn, 19-1 at Baylor).

FLAGLER AND CRYER ADD TO WEALTH OF GUARDS

- **Adam Flagler** and **LJ Cryer** give the Bears a pair of 3-point sharpshooters off the bench.
- Flagler has made at least one 3-pointer in all 42 collegiate games, which is the nation's 4th-longest active streak. He's made multiple 3-pointers in 37 of 42 career games, including 23 games with 3+ made treys.
- Cryer has made a 3-pointer in 5 of 6 games with an attempt and is shooting .433 from 3-point range, which would rank 4th in the Big 12 if he met the 2.5 3FGs made/game minimum.
- Flagler leads the Big 12 in 3-point percentage and has scored in double-figures in 5 of 6 games this season, including two games with 15+ points, while Cryer has twice scored 15+ points off the bench.

VITAL TO BEARS' SUCCESS

- **Mark Vital** is back after being named one of 4 Naismith Defensive Player of the Year Award finalists in 2020.
- He was named to the All-Big 12 Third Team and was a unanimous All-Defensive Team selection.
- In Baylor's Nov. 29, 2020 game vs. Washington, Vital's 15 rebounds matched all Washington players combined (15). That was the second time Vital accomplished the feat, after doing so for the first time at Arizona in 2018.
- Vital did not attempt a field goal in the Feb. 1, 2020 win over TCU, but he had a +13 plus-minus in 22 minutes.
- Vital filled the stat sheet in the Jan. 29 win at Iowa State, posting 8 points, 9 rebounds and 7 assists in 31 minutes.

DOUBLE-FIGURE GAMES

POINTS	20-21	CAREER
Jared Butler	8	51
MaCio Teague	7	83 (54 at UNC Asheville)
Adam Flagler	5	37 (32 at Presbyterian)
Davion Mitchell	5	22 (2 at Auburn)
J. Tchamwa Tchatchoua	5	6 (1 at UNLV)
Matthew Mayer	4	14
LJ Cryer	2	2
Jordan Turner	1	1
Zach Loveday	1	1
Mark Vital	–	24
Flo Thamba	–	1

REBOUNDS	20-21	CAREER
Mark Vital	1	13
MaCio Teague	1	5 (3 at UNC Asheville)
J. Tchamwa Tchatchoua	1	3 (2 at UNLV)

DOUBLE-DOUBLES	20-21	CAREER
MaCio Teague	1	5 (3 at UNC Asheville)
J. Tchamwa Tchatchoua	1	2 (1 at UNLV)
Davion Mitchell	1	2
Jared Butler	1	1
Mark Vital	–	2

20+ POINTS	20-21	CAREER
MaCio Teague	3	26 (20 at UNC Asheville)
Jared Butler	1	11
Davion Mitchell	1	1
Adam Flagler	–	10 (10 at Presbyterian)

30+ POINTS	20-21	CAREER
Jared Butler	–	2
MaCio Teague	–	2 (2 at UNC Asheville)

ACTIVE STREAKS

CONSECUTIVE STARTS

58	Jared Butler
38	Davion Mitchell
13	MaCio Teague
9	Mark Vital
8	Flo Thamba

CONSECUTIVE GAMES PLAYED

72	Jared Butler
72	Davion Mitchell (34 at Auburn)
42	Matthew Mayer
39	Jonathan Tchamwa Tchatchoua (31 at UNLV)
13	MaCio Teague
10	Flo Thamba
9	Mark Vital
5	LJ Cryer, Zach Loveday
4	Jackson Moffatt, Mark Paterson
3	Jordan Turner
2	Adam Flagler

CONSECUTIVE GAMES WITH 3-POINTER

42	Adam Flagler (36 at Presbyterian)
10	Davion Mitchell
5	Jared Butler
4	MaCio Teague
3	Matthew Mayer, Jordan Turner

CONSECUTIVE GAMES WITH 10+ POINTS

15	Jared Butler
4	MaCio Teague
3	Matthew Mayer
1	Davion Mitchell, Zach Loveday, Jordan Turner

PARTICIPATION

CAREER STARTS

102	MaCio Teague (66 at UNC Asheville)
83	Mark Vital
59	Jared Butler
38	Davion Mitchell
36	Adam Flagler (36 at Presbyterian)
11	Jonathan Tchamwa Tchatchoua (11 at UNLV)
8	Flo Thamba

CAREER GAMES PLAYED (NCAA)

104	Mark Vital
103	MaCio Teague (67 at UNC Asheville)
72	Davion Mitchell (34 at Auburn)
72	Jared Butler
71	Matthew Mayer
60	Flo Thamba
42	Adam Flagler (36 at Presbyterian)
39	Jonathan Tchamwa Tchatchoua (31 at UNLV)
12	Jackson Moffatt
7	LJ Cryer, Zach Loveday
6	Mark Paterson, Jordan Turner

LARGEST LEADS & DEFICITS

	W/L	HALFTIME	LARGEST	LARGEST
	SCORE	MARGIN	LEAD	DEFICIT
vs. Louisiana	W, 112-82	+13 (53-40)	+33	-4
vs. Washington	W, 86-52	+14 (38-24)	+37	—
vs. #5 Illinois	W, 82-69	+1 (31-30)	+16	-2
SFA	W, 83-52	+16 (38-22)	+37	-2
at K-State	W, 100-69	+29 (56-27)	+32	—
UAPB	W, 99-42	+43 (55-12)	+58	—
Central Ark.	W, 93-56	+18 (53-35)	+43	—
Alcorn St.	W, 105-76	+32 (59-27)	+44	-4

GAME TRENDS

	W/L	TIME	TIME	TIME
	SCORE	LEADING	TRAILING	TIED
vs. Louisiana	W, 112-82	37:27	1:32	1:01
vs. Washington	W, 86-52	38:15	—	1:45
vs. #5 Illinois	W, 82-69	24:48	6:43	8:29
SFA	W, 83-52	36:56	0:54	2:10
at K-State	W, 100-69	39:20	—	0:40
UAPB	W, 99-42	38:51	—	1:09
Central Ark.	W, 93-56	39:41	—	0:19
Alcorn State	W, 105-76	35:59	2:40	1:21
TOTAL		291:17	11:49	16:54

BIG 12'S SECOND-BEST ROAD MARK SINCE 2012

- Baylor is 42-40 in Big 12 road games since 2012, 2nd-best in the league behind only Kansas (thru 1/1/21).
- BU is 33-31 in Big 12 road games since 2014, which is also second-best in the league behind only Kansas.

LAST 10 YEARS (2012-PRES.)

Kansas — 55-27
Baylor — 42-40
Kansas State — 31-51
West Virginia — 27-46
Iowa State — 26-56
Oklahoma — 25-57
Texas — 24-57
Oklahoma State — 22-60
Texas Tech — 18-64
TCU — 10-63

LAST 8 YEARS (2014-PRES.)

Kansas — 42-22
Baylor — 33-31
West Virginia — 24-40
Oklahoma — 21-43
Kansas State — 20-44
Texas — 19-44
Iowa State — 19-45
Texas Tech — 17-47
Oklahoma State — 16-48
TCU — 10-54

NOVEMBER AND DECEMBER SUCCESS

- Baylor has posted a combined 163-34 record in November and December games during the Drew era, including an 81-12 mark in November and December games since 2013.
- The Bears are 79-15 in November games and 84-19 in December contests during the Drew era.
- BU is 39-7 in November games since 2013, with the only losses to No. 8 Syracuse (2013), vs. Illinois (2014) in Las Vegas, at No. 25 Oregon (2015), at No. 21 Xavier (2017), vs. Texas Southern (2018), vs. Ole Miss (2018) in Florida and vs. Washington (2019) in Alaska.
- BU is 42-5 in December games since 2013, with the only losses at No. 24 Texas A&M (2015), vs. No. 8 Wichita State (2017), at No. 22 Texas Tech (2017), at Wichita State (2018) and vs. SFA (2018).

EIGHT CONSECUTIVE POSTSEASON BERTHS

- Baylor is on a school-record streak of eight consecutive postseason berths, surpassing the total number of postseason berths in the program's 97 seasons prior to the **Scott Drew** era.
- Baylor is 1 of 14 teams to appear in every postseason since 2012, joining Cincinnati, Duke, Gonzaga, Iona, Kansas, Kentucky, Michigan State, New Mexico State, North Carolina, Oregon, Saint Mary's, Virginia and Wichita State.
- BU earned NCAA Tournament bids in 2012, 2014, 2015, 2016, 2017 and 2019 and NIT bids in 2013 and 2018.
- Baylor has made postseason appearances in 11 of 12 seasons since 2008. Prior to that, Baylor's only postseason berths were in 1946 (NCAA), 1948 (NCAA), 1950 (NCAA), 1987 (NIT), 1988 (NCAA), 1990 (NIT) and 2001 (NIT).
- Baylor is 21-10 in postseason national tournaments during the Drew era after going 3-9 prior to Drew's arrival.

FIVE MARCH MADNESS APPEARANCES IN LAST SIX TOURNAMENTS

- Baylor has appeared in five of the last six NCAA Tournaments dating back to 2014.
- BU is 1 of 22 teams (1 of 15 in Power-5) to appear in five NCAA Tournaments since 2014, joining Arizona, Cincinnati, Duke, Gonzaga, Iowa State, Kansas, Kentucky, Michigan, Michigan State, New Mexico State, North Carolina, Oklahoma, Oregon, Providence, Purdue, VCU, Villanova, Virginia, Wichita State, Wisconsin and Xavier.

POINT GUARDS THRIVE IN DREW'S SYSTEM

- Nine of Baylor's 10 starting point guards during the **Scott Drew** era have earned All-Big 12 recognition.
- Baylor's starting point guard has earned All-Big 12 recognition in 15 of 16 seasons since 2004-05.
- Davion Mitchell (2020), Makai Mason (2019), Manu Lecomte (2017, 2018), Lester Medford (2016), Kenny Chery (2014, 2015), Pierre Jackson (2012, 2013), Tweety Carter (2010), Curtis Jerrells (2007, 2008, 2009) and Aaron Bruce (2005, 2006, 2007) have earned All-Big 12 recognition.

44 PRO PLAYERS IN DREW ERA

- In Scott Drew's 17 years at Baylor, 44 of his players have gone on to professional careers.
- Six of Drew's players have been in the NBA recently, and they all graduated from Baylor — Quincy Acy (Suns), Johnathan Motley (Suns), Royce O'Neale (Jazz), Taurean Prince (Nets), Ekpe Udoh (Jazz) and Freddie Gillespie (Mavs).

PLAYER DEVELOPMENT — FROM UNRANKED TO NBA DRAFT PICKS

- Baylor has had a nation-leading four players selected in the NBA Draft since 2010 who weren't ranked in the ESPN100 out of high school.
- The only other schools with three such players were Colorado, Marquette, Missouri, New Mexico and Connecticut.
- Baylor developed **Quincy Acy**, **Ekpe Udoh**, **Pierre Jackson** and **Taurean Prince** into NBA Draft picks after joining the program as unranked recruits.

HISTORY OF DEVELOPMENT WITH REDSHIRTS

- Baylor has a track record of success when redshirting players. **Ekpe Udoh**, **Johnathan Motley**, **Cory Jefferson**, **Brady Heslip**, **Jo Lual-Acuil Jr.** and **Manu Lecomte** have all gone on to professional careers after redshirting.
- **Mark Vital**, **Freddie Gillespie**, **MaCio Teague** and **Davion Mitchell** have earned All-Big 12 honors after redshirting.
- **Adam Flagler** and **Jonathan Tchamwa Tchatchoua** redshirted last season while sitting out to satisfy NCAA transfer rules, while freshman **Jordan Turner** elected to redshirt last year. **Dain Dainja** is redshirting in 2020-21.

2020-21 BAYLOR BASKETBALL GAME NOTES

OFFENSIVE REBOUNDING BECOMING A BAYLOR STAPLE

- Baylor has ranked top-10 nationally in offensive rebounding percentage in every season since 2013-14, including five times ranked in the nation's top-4. The Bears only cracked the top-20 once in Drew's first 10 years.
- Baylor's 7-year streak is the nation's best, and West Virginia (6 years) is the only other team with a 3+ year streak.
- The Bears ranked 8th nationally in offensive rebounding percentage (35.7) in 2019-20.
- Baylor finished ranked No. 2 nationally in 2018-19, No. 9 in 2017-18, No. 3 in 2016-17, No. 4 in 2015-16, No. 1 in 2014-15 and No. 3 in 2013-14. Prior to that top-10 streak, BU's best rank was No. 16 in 2011-12.

BAYLOR BASKETBALL ON THE RADIO

- Baylor basketball is aired live via the Baylor Sports Network from Learfield IMG College on ESPN Central Texas and flagship station 1660AM ESPN Radio (KRZI) in Waco and worldwide on Sirius/XM Radio.
- Games are broadcast by the "Voice of the Bears" John Morris, who was named NSMA 2019 Texas co-Sportscaster of the Year on Jan. 13, 2020, and former Baylor basketball standout Pat Nunley.
- Morris is in his 37th year doing BU broadcasts (26th full-time), and Nunley is in his 40th season as analyst.
- All of Baylor's games can be heard live on the Internet at www.BaylorBears.com and via the TuneIn App.

SCOTT DREW COACHING TREE

- Three current Division I head coaches took their first DI head coaching jobs after stints on Scott Drew's BU staff.
- Matthew Driscoll is in his 12th season as head coach at North Florida after six seasons as a Baylor assistant.
- Grant McCasland is in his fourth season as head coach at North Texas. He spent five years as a Baylor assistant before taking over as Arkansas State head coach for one season in 2016-17.
- Paul Mills is in his fourth season as head coach at Oral Roberts. He was a member of Drew's original Baylor staff in 2003-04 and spent 14 years with Drew, the final eight as an assistant coach.

GRADUATING 91 PERCENT OF SENIORS

- Since **Scott Drew** took over the Baylor Basketball program in 2003, 34 of 37 scholarship players who have played their fourth years of collegiate eligibility under Drew have graduated from Baylor.
- Players recruited by Drew to graduate at Baylor: Tim Bush, Patrick Fields, Aaron Bruce, Mamadou Diene, Delbert Simpson, Curtis Jerrells, Henry Dugat, Kevin Rogers, Tweety Carter, Josh Lomers, Ekpe Udoh, Fred Ellis, Quincy Acy, Anthony Jones, J'mison Morgan, A.J. Walton, Cory Jefferson, Brady Heslip, Gary Franklin, Kenny Chery, Royce O'Neale, Lester Medford, Rico Gathers, Taurean Prince, Al Freeman, Johnathan Motley, Ishmail Wainright, Manu Lecomte, Jo Lual-Acuil Jr., Nuni Omot, Jake Lindsey, King McClure, Freddie Gillespie and Devonte Bando.

ENTIRE STAFF RETURNS

- Scott Drew's entire coaching staff returns for the 2020-21 season, a fourth-straight season of continuity.
- Jerome Tang is in his fourth season as associate head coach and has been on Drew's staff all 18 seasons at Baylor.
- Assistant coaches Alvin Brooks III (fifth season) and John Jakus (fourth season) also return to the bench.
- Special assistant & director of player development Jared Nuness is back for his 11th season, while director of basketball operations Aditya Malhotra returns for his 8th season. Special assistant to the head coach Bill Peterson and director of video operations Ty Beard are both back for their fourth seasons.

GAME 9 — at IOWA STATE

GAME-BY-GAME STARTERS

	1	2	3	4	5
vs. Louisiana	Mitchell	Butler	Teague	Vital	Thamba
vs. Washington	Mitchell	Butler	Teague	Vital	Thamba
vs. #5 Illinois	Mitchell	Butler	Teague	Vital	Thamba
SFA	Mitchell	Butler	Teague	Vital	Thamba
at Kansas State	Mitchell	Butler	Teague	Vital	Thamba
UAPB	Mitchell	Butler	Teague	Vital	Thamba
Central Ark.	Mitchell	Butler	Teague	Vital	Thamba
Alcorn State	Mitchell	Butler	Teague	Vital	Thamba

SPECIALTY STATISTICS

[PP - Paint; POT - Turnovers; 2nd - Second chance; BP - Bench]

	[BAYLOR-OPPONENT]			
OPPONENT	PP	POT	2ND	BP
vs. Louisiana-Lafayette	52-40	30-15	19-7	45-4
vs. Washington	34-26	11-9	24-7	37-26
vs. #5 Illinois	38-30	17-8	24-7	34-26
SFA	32-34	40-10	9-12	43-13
at Kansas State	38-34	21-8	14-13	33-34
UAPB	48-16	28-4	21-4	55-0
Central Arkansas	40-14	31-9	8-6	46-13
Alcorn State	40-24	31-17	18-17	47-46
BAYLOR TOTAL	322	209	137	341
Baylor Average	40.3	26.1	17.1	42.6
OPP TOTAL	218	80	73	162
Opp Average	27.2	10.0	9.1	20.3



12 — JARED BUTLER

G • 6-3 • 195 • JR. • 2L

RESERVE, LA. (RIVERSIDE ACADEMY)

SEASON HIGHS

Points: — 20 vs. Washington (11/29/20)
FG: — 8 vs. Washington (11/29/20)
FGA: — 18 vs. Illinois (12/2/20)
3FG: — 4 vs. Washington (11/29/20)
3FGA: — 7 vs. Washington (11/29/20)
FT: — 4 vs. SFA (12/9/20); at Kansas State (12/19/20)
FTA: — 6 at Kansas State (12/19/20)
Rebounds: — 5 vs. Illinois (12/2/20); at Kansas State (12/19/20)
Assists: — 13 at Kansas State (12/19/20)
Turnovers: — 3, three times
Blocks: — 1, four times
Steals: — 3 vs. Louisiana-Lafayette (11/28/20); vs. Illinois (12/2/20)
Minutes Played: — 30 vs. Illinois (12/2/20); at K-State (12/19/20)

CAREER HIGHS

Points: — 31 at Kansas (3/9/19)
FG: — 10 at Kansas (3/9/19); vs. Central Arkansas (11/5/19)
FGA: — 21 at Kansas (3/9/19); at TCU (2/29/20)
3FG: — 8 vs. Central Arkansas (11/5/19)
3FGA: — 13 at Oklahoma (2/18/20)
FT: — 8 at Kansas (3/9/19); at West Virginia (3/7/20)
FTA: — 10 at Kansas (3/9/19); at West Virginia (3/7/20)
Rebounds: — 9 at TCU (2/29/20)
Assists: — 13 at Kansas State (12/19/20)
Turnovers: — 7 at Texas Tech (2/16/19)
Blocks: — 1, 11 times
Steals: — 5 vs. Ohio (11/21/19)
Minutes Played: — 40 vs. Texas Tech (3/2/20)

MISCELLANEOUS

	20-21	CAREER	BU RECORD
Double-Figure Points:	8	51	39-12
Double-Figure Assists:	1	1	1-0
Double-Doubles:	1	1	1-0
20+ Points:	1	11	9-2
30+ Points:	—	2	1-1
5+ Assists:	5	20	18-2
Led team in Points:	—	24	17-7
Led team in Rebounds:	—	—	—
Led team in Assists:	3	22	17-5
Led team in Blocks:	2	5	5-0
Led team in Bench Points:	—	6	5-1

BUTLER NOTEBOOK

- 2020 All-America Third-Team honoree, first player in program history named to AP Preseason All-America Team (2021)
- First BU underclassman to earn All-Big 12 First Team honors (2020) since Terry Teagle in 1980
- Riding career-long streak of 15 straight double-figure scoring games — 17.2 ppg, 45% (40-of-88) on 3FGs during 15-game stretch
- Played in all 72 games during BU career, including starts in last 58 games (entered starting lineup for final 20 games freshman year)
- Double-double (14 points/13 assists) at K-State (12/19/20) - most assts by any player in a B12 Conf game since Trae Young in 2018
- Named 2019 Myrtle Beach Invitational MVP after scoring 10 points in final 6 minutes of championship game vs. Villanova
- Led team in scoring in 18 of 38 games since start of 2019-20 sophomore season (24 of 72 career games)
- 8 games with 20+ pts last season (31 vs. UCA, 22 vs. VU, 20 vs. UMS, 22 at KU, 20 at KSU, 21 vs. WVU, 22 at OU, 21 at WVU)
- Averaging 21.5 points in 4 career games vs. Kansas (14 in Waco, 31 at KU in 2019; 22 at KU, 19 in Waco in 2020)
- Scored 10 consecutive points in final 8 minutes as Baylor won at No. 3 Kansas for the first time (1/11/20), finished with 22 pts
- Exploded for career-high 31 points (including 23 in 2nd half), 6 rebounds and 3 assists in 36 minutes at No. 13 Kansas (3/9/19)
- Posted 15 points (5 in OT) in win vs. Texas (2/27); hit team's last 2 regulation FGs, game-tying FG with 28 secs left to force OT
- Originally enrolled at Alabama in summer 2018, but transferred to Baylor in August and received immediate eligibility
- From same hometown as former Baylor stars Tweety Carter and Rico Gathers

2020-21 GAME-BY-GAME

OPPONENT	DATE	GS	MIN	FG	3FG	FT	OR-DR-TR	PF	A	T	B	S	PTS
vs. Louisiana-Lafayette	11/28	*	28	7-13	3-5	0-0	0-3-3	2	4	2	1	3	17
vs. Washington	11/29	*	26	8-12	4-7	0-0	0-3-3	3	5	3	1	2	20
vs. #5 Illinois	12/2	*	30	6-18	0-4	0-1	2-3-5	1	3	3	1	3	12
SFA	12/9	*	24	3-7	2-3	4-4	0-2-2	0	7	3	0	1	12
at Kansas State	12/19	*	30	4-8	2-6	4-6	0-5-5	1	13	1	1	1	14
Arkansas Pine-Bluff	12/21	*	23	6-14	1-3	1-2	0-4-4	0	7	1	0	2	14
Central Arkansas	12/29	*	22	6-11	3-5	2-2	1-2-3	0	5	2	0	1	17
Alcorn State	12/30	*	21	6-8	3-4	2-2	0-0-0	2	3	1	0	1	17
at Iowa State	1/2												
Oklahoma	1/6												
at TCU	1/9												
West Virginia	1/12												
at Texas Tech	1/16												
Kansas	1/18												
at Oklahoma State	1/23												
Kansas State	1/27												
Auburn	1/30												
at Texas	2/2												
TCU	2/6												
at Oklahoma	2/10												
Texas Tech	2/13												
at West Virginia	2/15												
Oklahoma State	2/20												
Iowa State	2/23												
at Kansas	2/27												

BUTLER'S CAREER STATS

YEAR	GP-GS	MIN-AVG	FG-A	PCT	3FG-A	PCT	FT-A	PCT	OFF-DEF-TOT	AVG	PF-D	A	TO	B	S	TP	AVG
2018-19 (FR.)	34-21	910-26.8	117-296	.395	60-171	.351	54-68	.794	22-84-106	3.1	77-2	93	67	3	33	348	10.2
2019-20 (SO.)	30-30	912-30.4	167-397	.421	77-202	.381	69-89	.775	15-82-97	3.2	74-2	94	73	4	49	480	16.0
2020-21 (JR.)	8-8	204-25.5	46-91	.505	18-37	.486	13-17	.765	3-22-25	3.1	9-0	47	16	4	14	123	15.4
CAREER	72-59	2026-28.1	330-784	.421	155-410	.378	136-174	.782	40-188-228	3.2	160-4	234	156	11	96	951	13.2



4 — LJ CRYER

G • 6-1 • 185 • FR. • HS
KATY, TEXAS (MORTON RANCH HS)

SEASON/CAREER HIGHS

Points: — 17 vs. Louisiana-Lafayette (11/28/20)
FG: — 6 vs. Louisiana-Lafayette (11/28/20)
FGA: — 9 vs. Louisiana-Lafayette (11/28/20)
3FG: — 5 vs. Louisiana-Lafayette (11/28/20)
3FGA: — 7 vs. Louisiana-Lafayette (11/28/20)
FT: — 3 vs. SFA (12/9/20); vs. UAPB (12/21/20)
FTA: — 4, three times
Rebounds: — 2 vs. Louisiana-Lafayette (11/28/20); vs. SFA (12/9/20)
Assists: — 3 vs. SFA (12/9/20); at Kansas State (12/19/20)
Turnovers: — 4 vs. Alcorn State (12/30/20)
Blocks: —
Steals: — 2 vs. Louisiana-Lafayette (11/28/20); vs. UAPB (12/21/20)
Minutes Played: — 25 vs. UAPB (12/21/20)

MISCELLANEOUS

	20-21	BU RECORD
Double-Figure Points:	2	2-0
5+ Assists:	—	—
Led team in Points:	1	1-0
Led team in Rebounds:	—	—
Led team in Assists:	—	—
Led team in Bench Points:	2	2-0

CRYER NOTEBOOK

- True freshman guard from Katy, Texas, just 170 miles southeast of Waco
- Made collegiate debut with 17 points in 15 minutes off bench vs. Louisiana (11/28), making 5-of-7 treys and adding 2 steals
- Led team with 15 points in season-high 25 minutes off bench vs. Arkansas-Pine Bluff (12/21)
- Scored 3,488 points at Morton Ranch High School, 5th-most all-time in Texas public schools
- Averaged 34.2 points, 5.3 assists and 2.4 steals as high school senior, earning Class 6A All-State recognition
- Ranked No. 12 PG by ESPN and No. 51 overall by Rivals in 2020 high school class rankings
- Made 145 treys (4.3/game) and scored 1,164 points during pandemic-shortened high school senior season
- Both parents played sports at Grambling, father Lionel Sr. (football) and mother Tamica (volleyball)

2020-21 GAME-BY-GAME

OPPONENT	DATE	GS	MIN	FG	3FG	FT	OR-DR-TR	PF	A	T	B	S	PTS
vs. Louisiana-Lafayette	11/28		15	6-9	5-7	0-0	0-2-2	0	1	0	0	2	17
vs. Washington	11/29		10	0-0	0-0	0-0	0-0-0	1	0	0	0	0	0
vs. #5 Illinois	12/2			DNP									
SFA	12/9		18	1-3	1-3	3-4	1-1-2	2	3	1	0	1	6
at Kansas State	12/19		19	3-5	2-4	0-0	0-1-1	0	3	1	0	1	8
Arkansas Pine-Bluff	12/21		25	4-7	4-6	3-4	0-0-0	2	2	0	0	2	15
Central Arkansas	12/29		22	3-8	1-5	0-0	0-0-0	0	2	1	0	1	7
Alcorn State	12/30		18	0-6	0-5	2-4	1-0-1	1	2	4	0	1	2
at Iowa State	1/2												
Oklahoma	1/6												
at TCU	1/9												
West Virginia	1/12												
at Texas Tech	1/16												
Kansas	1/18												
at Oklahoma State	1/23												
Kansas State	1/27												
Auburn	1/30												
at Texas	2/2												
TCU	2/6												
at Oklahoma	2/10												
Texas Tech	2/13												
at West Virginia	2/15												
Oklahoma State	2/20												
Iowa State	2/23												
at Kansas	2/27												

CRYER'S CAREER STATS

YEAR	GP-GS	MIN-AVG	FG-A	PCT	3FG-A	PCT	FT-A	PCT	OFF-DEF-TOT	AVG	PF-D	A	TO	B	S	TP	AVG
2020-21 (FR.)	7-0	127-18.1	17-38	.447	13-30	.433	8-12	.667	2-4-6	0.9	6-0	13	7	0	8	55	7.9
CAREER	7-0	127-18.1	17-38	.447	13-30	.433	8-12	.667	2-4-6	0.9	6-0	13	7	0	8	55	7.9



10 — ADAM FLAGLER

G • 6-3 • 180 • SO. • SQ
DULUTH, GA. (PRESBYTERIAN)

SEASON HIGHS

Points: — 18 vs. Illinois (12/2/20)
FG: — 6 vs. Washington (11/29/20); vs. Illinois (12/2/20)
FGA: — 11 vs. Washington (11/29/20); vs. Illinois (12/2/20)
3FG: — 5 vs. Washington (11/29/20)
3FGA: — 9 vs. Washington (11/29/20)
FT: — 4 vs. Illinois (12/2/20)
FTA: — 4 vs. Illinois (12/2/20); vs. SFA (12/9/20)
Rebounds: — 3, four times
Assists: — 7 vs. Louisiana-Lafayette (11/28/20)
Turnovers: — 3 vs. SFA (12/9/20)
Blocks: —
Steals: — 3 vs. SFA (12/9/20)
Minutes Played: — 29 vs. Illinois (12/2/20)

CAREER HIGHS

Points: — 29 at UCLA (11/19/18)
FG: — 11 vs. Winthrop (1/26/19)
FGA: — 19, twice; at UCLA (11/19/18) and at Winthrop (1/26/19)
3FG: — 7 at UCLA (11/19/18)
3FGA: — 14 at UCLA (11/19/18)
FT: — 10 vs. VMI (12/12/18)
FTA: — 10, twice; vs. VMI (12/12/18) and at Robert Morris (3/24/19)
Rebounds: — 10 at UNC Asheville (2/23/19)
Assists: — 7 vs. Campbell (2/16/19); vs. Louisiana-Lafayette (11/28/20)
Turnovers: — 4, twice; at Radford (1/12/19) and at Marshall (3/26/19)
Blocks: — 1, nine times
Steals: — 3 vs. UNC Asheville (2/7/19); vs. SFA (12/9/20)
Minutes Played: — 40 vs. Gardner-Webb (2/9/19)

MISCELLANEOUS

	20-21	BU RECORD
Double-Figure Points:	5	5-0
5+ Assists:	1	1-0
Led team in Points:	2	2-0
Led team in Rebounds:	—	—
Led team in Assists:	1	1-0
Led team in Bench Points:	3	3-0

FLAGLER NOTEBOOK

- Third-year sophomore, sat out and redshirted 2019-20 season after playing freshman year at Presbyterian College
- Candidate for national Sixth Man of the Year, has scored 10+ points off bench in 5 of 6 games played this season
- Riding nation's 4th-longest active streak having made a 3-pointer in all 42 collegiate games
- Posted game-high 18 points in Bears' win over No. 5 Illinois (12/2), including 11 points in 2nd half
- Came off bench for first time in career vs. Louisiana (11/28), posting 12 points, 7 assists and 0 turnovers in 28 minutes
- Has scored in double-figures in 37 of 42 collegiate games (32 of 36 at Presbyterian); has 10 career 20-point games
- Made multiple 3-pointers in 10 of last 11 games and 37 of 42 career games;
- 23 career games with 3+ 3FGs, 10 gms with 4+ 3 FGs, 6 gms with 5+ 3FGs, 4 gms with 6+ 3FGs, 1 gm with 7+ 3FGs
- Earned 2019 Big South Freshman of the Year honors and was 5-time Big South Freshman of the Week
- Led Presbyterian in scoring as freshman with 15.9 points per game, started all 36 games and scored 10+ pts in 32 of 36 games
- Posted career-high 29 points at UCLA (11/19/18), including 24 points and 6 treys in 2nd half
- Scored 20+ points 10 times as freshman, including games at Dayton, at UCLA and at Marquette
- Brother, Duvaughn, played football at Gardner-Webb (2004-07) and finished with 188 receptions, 2,552 yards and 31 TDs
- Aspires to become a pediatrician

2020-21 GAME-BY-GAME

OPPONENT	DATE	GS	MIN	FG	3FG	FT	OR-DR-TR	PF	A	T	B	S	PTS
vs. Louisiana-Lafayette	11/28		28	5-9	2-5	0-0	1-2-3	2	7	0	0	0	12
vs. Washington	11/29		24	6-11	5-9	0-0	2-1-3	1	1	1	0	0	17
vs. #5 Illinois	12/2		29	6-11	2-6	4-4	1-2-3	3	3	0	0	0	18
SFA	12/9		23	4-7	3-5	3-4	0-2-2	1	1	3	0	3	14
at Kansas State	12/19												DNP
Arkansas Pine-Bluff	12/21												DNP
Central Arkansas	12/29		16	4-7	2-5	0-0	0-0-0	2	3	1	0	2	10
Alcorn State	12/30		22	2-6	1-2	0-0	2-1-3	1	0	1	0	1	5
at Iowa State	1/2												
Oklahoma	1/6												
at TCU	1/9												
West Virginia	1/12												
at Texas Tech	1/16												
Kansas	1/18												
at Oklahoma State	1/23												
Kansas State	1/27												
Auburn	1/30												
at Texas	2/2												
TCU	2/6												
at Oklahoma	2/10												
Texas Tech	2/13												
at West Virginia	2/15												
Oklahoma State	2/20												
Iowa State	2/23												
at Kansas	2/27												

FLAGLER'S PRESBYTERIAN STATS

YEAR	GP-GS	MIN-AVG	FG-A	PCT	3FG-A	PCT	FT-A	PCT	OFF-DEF-TOT	AVG	PF-D	A	TO	B	S	TP	AVG
2018-19 (FR.)	36-36	1105-30.7	196-447	.438	108-280	.386	71-85	.835	27-95-122	3.4	61-0	45	42	9	28	571	15.9

FLAGLER'S BAYLOR STATS

YEAR	GP-GS	MIN-AVG	FG-A	PCT	3FG-A	PCT	FT-A	PCT	OFF-DEF-TOT	AVG	PF-D	A	TO	B	S	TP	AVG
2020-21 (SO.)	6-0	142-23.7	27-51	.529	15-32	.469	7-8	.875	6-8-14	2.3	10-0	15	6	0	6	76	12.7
NCAA CAREER	42-36	1247-29.7	223-498	.448	123-312	.394	78-93	.839	33-103-136	3.2	71-0	60	48	9	34	647	15.4



32 — ZACH LOVEDAY

F • 7-0 • 215 • FR. • HS

GALLIPOLIS, OHIO (HUNTINGTON PREP)

SEASON/CAREER HIGHS

Points: — 10 vs. Alcorn State (12/30/20)
FG: — 4 vs. UAPB (12/21/20); vs. Alcorn State (12/30/20)
FGA: — 5 vs. UAPB (12/21/20)
3FG: —
3FGA: — 1 vs. Central Arkansas (12/29/20)
FT: — 2 vs. Alcorn State (12/30/20)
FTA: — 2 vs. Alcorn State (12/30/20)
Rebounds: — 4 vs. UAPB (12/21/20)
Assists: —
Turnovers: — 1 vs. Alcorn State (12/30/20)
Blocks: — 2 vs. Alcorn State (12/30/20)
Steals: — 1 vs. Louisiana-Lafayette (11/28/20)
Minutes Played: — 16 vs. UAPB (12/21/20)

MISCELLANEOUS

	20-21	BU RECORD
Double-Figure Points:	1	1-0
2+ Blocks:	1	1-0
Led team in Points:	—	—
Led team in Rebounds:	—	—
Led team in Blocks:	1	1-0
Led team in Bench Points:	—	—

LOVEDAY NOTEBOOK

- True freshman 7-footer from Ohio, played final two high school seasons at national power Huntington Prep
- Scored in double-figures for first time with 10 points (4-4 FGs) and added 2 blocks in 10 minutes vs. Alcorn State (12/30)
- Posted 8 points and 4 rebounds and 16 minutes off bench vs. UAPB (12/21)
- Ranked No. 51 overall and No. 12 among centers in 2020 signing class by Rivals
- One of five players from 2019-20 Huntington Prep squad to sign with Division I programs
- Father, Billy Loveday, played basketball at Hanover College

2020-21 GAME-BY-GAME

OPPONENT	DATE	GS	MIN	FG	3FG	FT	OR-DR-TR	PF	A	T	B	S	PTS
vs. Louisiana-Lafayette	11/28		4	1-1	0-0	0-0	0-0-0	0	0	0	0	1	2
vs. Washington	11/29		2	0-0	0-0	0-0	0-1-1	0	0	0	0	0	0
vs. #5 Illinois	12/2			DNP									
SFA	12/9		3	0-0	0-0	0-0	0-1-1	1	0	0	0	0	0
at Kansas State	12/19		3	1-1	0-0	0-0	0-2-2	2	0	0	0	0	2
Arkansas Pine-Bluff	12/21		16	4-5	0-0	0-0	1-3-4	0	0	0	0	0	8
Central Arkansas	12/29		8	0-3	0-1	0-0	0-2-2	0	0	0	0	0	0
Alcorn State	12/30		10	4-4	0-0	2-2	0-1-1	4	0	1	2	0	10
at Iowa State	1/2												
Oklahoma	1/6												
at TCU	1/9												
West Virginia	1/12												
at Texas Tech	1/16												
Kansas	1/18												
at Oklahoma State	1/23												
Kansas State	1/27												
Auburn	1/30												
at Texas	2/2												
TCU	2/6												
at Oklahoma	2/10												
Texas Tech	2/13												
at West Virginia	2/15												
Oklahoma State	2/20												
Iowa State	2/23												
at Kansas	2/27												

LOVEDAY'S CAREER STATS

YEAR	GP-GS	MIN-AVG	FG-A	PCT	3FG-A	PCT	FT-A	PCT	OFF-DEF-TOT	AVG	PF-D	A	TO	B	S	TP	AVG
2020-21 (FR.)	7-0	46-6.6	10-14	.714	0-1	.000	2-2	1.000	1-10-11	1.6	7-0	0	1	2	1	22	3.1
CAREER	7-0	46-6.6	10-14	.714	0-1	.000	2-2	1.000	1-10-11	1.6	7-0	0	1	2	1	22	3.1



24 — MATTHEW MAYER

G/F • 6-9 • 225 • JR. • 2L

AUSTIN, TEXAS (WESTLAKE HS)

SEASON HIGHS

Points: — 14 vs. Alcorn State (12/30/20)
FG: — 5 vs. UAPB (12/21/20); vs. Alcorn State (12/30/20)
FGA: — 10 vs. Louisiana-Lafayette (11/28/20)
3FG: — 2, three times
3FGA: — 3, five times
FT: — 3 vs. Central Arkansas (12/29/20)
FTA: — 4 vs. Central Arkansas (12/29/20)
Rebounds: — 7 vs. Illinois (12/2/20)
Assists: — 3 vs. UAPB (12/21/20)
Turnovers: — 2 vs. SFA (12/9/20)
Blocks: — 2 vs. Illinois (12/2/20); vs. SFA (12/9/20)
Steals: — 4 vs. Central Arkansas (12/29/20)
Minutes Played: — 19 vs. UAPB (12/21/20)

CAREER HIGHS

Points: — 19 vs. Kansas State (2/25/20)
FG: — 7 vs. Nicholls (11/16/18)
FGA: — 12 vs. Nicholls (11/16/18)
3FG: — 3 vs. Nicholls (11/16/18)
3FGA: — 6 vs. Nicholls (11/16/18)
FT: — 5, four times
FTA: — 8 at Texas Tech (2/16/19)
Rebounds: — 8 vs. West Virginia (2/15/20)
Assists: — 4 vs. Texas State (11/15/19)
Turnovers: — 5 vs. Ole Miss (11/23/18)
Blocks: — 2, three times
Steals: — 4 at Oklahoma (1/28/19); vs. Central Arkansas (12/29/20)
Minutes Played: — 30 vs. Ole Miss (11/23/18)

MISCELLANEOUS

	20-21	CAREER	BU RECORD
Double-Figure Points:	4	14	10-4
5+ Assists:	—	—	—
Led team in Points:	—	2	2-0
Led team in Rebounds:	—	2	1-1
Led team in Blocks:	3	6	5-1
Led team in Assists:	—	1	1-0
Led team in Bench Points:	2	19	11-8

MAYER NOTEBOOK


- Junior wing with length, range and quick release, provides instant offense off bench
- Played off bench in 71 of 72 games during BU career, including 14 games with 10+ points
- Last 15 Games: 9.4 ppg in 15.2 mpg, shooting 54% (53-of-99) from field, including 61% (39-of-64) on 2-point field goals
- Double-figure scoring off bench in 7 of last 15 games (9.4 ppg) after doing so in 7 of previous 56 games played
- Scored in double-figures in last 3 games, averaging 13.0 points, 3.0 rebounds, 2.0 steals and 1.3 assists; 67% FGs, 56% 3FGs
- Posted season-high 14 points and added 5 rebounds in 16 minutes off bench vs. Alcorn State (12/30)
- Recorded career-high 19 points on only 6-of-7 shooting in season-high 20 minutes off bench vs. Kansas State (2/25/20)
- Scored 10 first-half points off bench vs. Villanova (11/24) and vs. Kansas (2/22) last season
- Scored 17 points on just 5-of-9 shooting in 14 minutes off bench as freshman at TCU (1/5/19)
- Posted game-high 18 points in just 18 minutes off bench vs. Nicholls State (11/16/18)
- Four-star recruit from Austin's Westlake High School, ranked among top-100 recruits nationally in 2018 class
- Helped Westlake to 36-4 record as senior in 2017-18, playing alongside UTEP's Keonte Kennedy and Texas' Brock Cunningham
- Committed to Baylor in June 2017, more than a year prior to enrolling at BU

2020-21 GAME-BY-GAME

OPPONENT	DATE	GS	MIN	FG	3FG	FT	OR-DR-TR	PF	A	T	B	S	PTS
vs. Louisiana-Lafayette	11/28		13	4-10	0-1	0-0	2-1-3	0	1	1	0	0	8
vs. Washington	11/29		11	2-4	1-2	1-2	2-2-4	1	2	1	0	0	6
vs. #5 Illinois	12/2		14	3-6	1-1	0-2	1-6-7	0	0	0	2	1	7
SFA	12/9		16	3-6	2-3	2-2	0-0-0	3	1	2	2	2	10
at Kansas State	12/19		16	3-8	0-3	2-2	1-4-5	2	1	1	0	0	8
Arkansas Pine-Bluff	12/21		19	5-9	1-3	1-2	1-2-3	1	3	1	0	1	12
Central Arkansas	12/29		14	4-6	2-3	3-4	0-1-1	2	0	0	1	4	13
Alcorn State	12/30		16	5-7	2-3	2-2	3-2-5	1	1	0	0	1	14
at Iowa State	1/2												
Oklahoma	1/6												
at TCU	1/9												
West Virginia	1/12												
at Texas Tech	1/16												
Kansas	1/18												
at Oklahoma State	1/23												
Kansas State	1/27												
Auburn	1/30												
at Texas	2/2												
TCU	2/6												
at Oklahoma	2/10												
Texas Tech	2/13												
at West Virginia	2/15												
Oklahoma State	2/20												
Iowa State	2/23												
at Kansas	2/27												

MAYER'S CAREER STATS

YEAR	GP-GS	MIN-AVG	FG-A	PCT	3FG-A	PCT	FT-A	PCT	OFF-DEF-TOT	AVG	PF-D	A	TO	B	S	TP	AVG
2018-19 (FR.)	33-0	388-11.8	51-154	.331	20-65	.308	31-47	.660	24-42-66	2.0	34-0	26	25	8	17	153	4.6
2019-20 (SO.)	30-0	348-11.6	54-128	.422	17-45	.378	20-29	.690	18-39-57	1.9	30-0	23	21	4	15	145	4.8
2020-21 (JR.)	8-0	119-14.9	29-56	.518	9-19	.474	11-16	.688	10-18-28	3.5	10-0	9	6	5	9	78	9.8
CAREER	71-0	855-12.0	134-338	.396	46-129	.357	62-92	.674	52-99-151	2.1	74-0	58	52	17	41	376	5.3



45 — DAVION MITCHELL

G • 6-2 • 205 • JR. • 1L
HINESVILLE, GA. (AUBURN)

MITCHELL NOTEBOOK

- Lightning quick junior point guard, transferred to Baylor from Auburn and sat out 2018-19 season
- Named 2020 Big 12 Newcomer of the year, All-Big 12 Second Team and Big 12 All-Defensive Team
- One of 10 finalists for 2020 Naismith Trophy Defensive Player of the Year (joining Mark Vital)
- Tabbed as No. 10 guard in college basketball by The Athletic entering 2020-21 season
- Posted 6+ assists in 7 of 8 games this season (6+ asts in 6 of 64 career games entering this season)
- Has started all 38 games at Baylor after coming off bench in all 34 games as freshman at Auburn in 2017-18
- 2nd career double-double with 10 points, 10 assists vs. Alcorn (12/30), one day after career-high 12 assists vs. UCA (12/29)
- Scored career-high 20 points and made career-best 6-of-10 from 3-point range in win at Kansas State (12/19/20)
- Made then-career-high 4-of-5 from 3-point range as part of 15-point, 7-assist effort in win over No. 5 Illinois (12/2/20)
- Teams are 46-4 in games in which he's played 20+ minutes (12-0 at Auburn, 34-4 at Baylor)
- Teams are 21-1 in games in which he's scored 10+ points (2-0 at Auburn, 19-1 at Baylor)
- Last 21 Games: averaging 5.9 assists and 2.0 steals per game; has 2.25 assist-to-turnover ratio (124 assists, 55 turnovers)
- Last 29 Games: 11.0 ppg, 5.0 apg, 1.9 spg; shooting 47% (114-of-245) from field, 42% (43-102) on 3FGs in 31.9 minutes/game
- Averaging 10.9 ppg over last 34 games after posting 4.0 ppg over first 38 collegiate games
- Made a 3-pointer in 29 of last 34 games; 40% 3FGs (50-124) over last 32 games after 26% over first 38 collegiate games (17-65)
- Had career-first double-double with 14 points and career-high 10 assists in 33 minutes vs. Kansas State (2/25/20)
- Came off bench in all 34 games as freshman at Auburn in 2017-18, helping Tigers to 26-8 record and SEC title
- Has team-high 41-inch max vertical, 33.5-inch no-step vertical

SEASON HIGHS

Points: — 20 at Kansas State (12/19/20)
FG: — 7 vs. Louisiana-Lafayette (11/28/20); at Kansas State (12/19/20)
FGA: — 12 at Kansas State (12/19/20)
3FG: — 6 at Kansas State (12/19/20)
3FGA: — 10 at Kansas State (12/19/20)
FT: — 3 vs. Alcorn State (12/30/20)
FTA: — 4 vs. Louisiana-Lafayette (11/28/20)
Rebounds: — 6 vs. Central Arkansas (12/29/20)
Assists: — 12 vs. Central Arkansas (12/29/20)
Turnovers: — 4, three times
Blocks: — 2 vs. Alcorn State (12/30/20)
Steals: — 4 vs. SFA (12/9/20)
Minutes Played: — 32 at Kansas State (12/19/20)

CAREER HIGHS

Points: — 20 at Kansas State (12/19/20)
FG: — 9 vs. UT Martin (12/18/19)
FGA: — 13 at Coastal Carolina (11/22/19); at Florida (1/25/20)
3FG: — 6 at Kansas State (12/19/20)
3FGA: — 10 at Kansas State (12/19/20)
FT: — 7 at Florida (1/25/20)
FTA: — 10 vs. Oklahoma State (2/8/20)
Rebounds: — 6 at Texas (2/10/20); vs. Central Arkansas (12/29/20)
Assists: — 12 vs. Central Arkansas (12/29/20)
Turnovers: — 5 at Texas (2/10/20); vs. West Virginia (2/15/20)
Blocks: — 2, three times
Steals: — 4, four times
Minutes Played: — 41 vs. Texas Tech (3/2/20)

2020-21 GAME-BY-GAME

OPPONENT	DATE	GS	MIN	FG	3FG	FT	OR-DR-TR	PF	A	T	B	S	PTS
vs. Louisiana-Lafayette	11/28	*	27	7-9	2-2	2-4	0-4-4	3	6	1	0	3	18
vs. Washington	11/29	*	31	2-8	1-5	1-2	1-3-4	1	7	4	0	1	6
vs. #5 Illinois	12/2	*	31	5-8	4-5	1-2	1-3-4	4	7	3	0	2	15
SFA	12/9	*	31	4-6	1-2	2-2	1-2-3	1	7	3	1	4	11
at Kansas State	12/19	*	32	7-12	6-10	0-0	0-3-3	3	3	4	0	2	20
Arkansas Pine-Bluff	12/21	*	24	4-7	1-4	0-0	0-1-1	3	6	1	1	2	9
Central Arkansas	12/29	*	24	2-3	2-2	0-0	2-4-6	1	12	4	0	3	6
Alcorn State	12/30	*	28	3-5	1-2	3-3	1-2-3	3	10	3	2	3	10
at Iowa State	1/2												
Oklahoma	1/6												
at TCU	1/9												
West Virginia	1/12												
at Texas Tech	1/16												
Kansas	1/18												
at Oklahoma State	1/23												
Kansas State	1/27												
Auburn	1/30												
at Texas	2/2												
TCU	2/6												
at Oklahoma	2/10												
Texas Tech	2/13												
at West Virginia	2/15												
Oklahoma State	2/20												
Iowa State	2/23												
at Kansas	2/27												

MISCELLANEOUS

	20-21	BU CAREER	BU RECORD
Double-Figure Points:	5	20	19-1
Double-Figure Assists:	2	3	3-0
Double-Doubles	1	2	2-0
20+ Points:	1	1	1-0
5+ Assists:	7	18	18-0
Led team in Points:	—	2	2-0
Led team in Rebounds:	—	1	1-0
Led team in Assists:	5	20	19-1
Led team in Blocks:	1	4	3-1

MITCHELL'S AUBURN STATS

YEAR	GP-GS	MIN-AVG	FG-A	PCT	3FG-A	PCT	FT-A	PCT	OFF-DEF-TOT	AVG	PF-D	A	TO	B	S	TP	AVG
2017-18 (FR.)	34-0	582-17.1	45-105	.429	15-52	.288	21-31	.677	9-30-39	1.1	73-1	63	38	1	18	126	3.7

MITCHELL'S BAYLOR STATS

YEAR	GP-GS	MIN-AVG	FG-A	PCT	3FG-A	PCT	FT-A	PCT	OFF-DEF-TOT	AVG	PF-D	A	TO	B	S	TP	AVG
2019-20 (SO.)	30-30	973-32.4	105-257	.409	34-105	.324	53-80	.663	10-71-81	2.7	82-1	114	67	11	44	297	9.9
2020-21 (JR.)	8-8	228-28.5	34-58	.586	18-32	.563	9-13	.692	6-22-28	3.5	19-0	58	23	4	20	95	11.9
BU CAREER	38-38	1201-31.6	139-315	.441	52-137	.380	62-93	.667	16-93-109	2.9	101-1	172	90	15	64	392	10.3
NCAA CAREER	72-38	1783-24.8	184-420	.438	67-189	.354	83-124	.669	25-123-148	2.1	174-2	235	128	16	82	518	7.2



23 — JONATHAN TCHAMWA TCHATCHOUA

F • 6-8 • 245 • SO. • SQ
DOUALA, CAMEROON (UNLV)

SEASON HIGHS

Points: — 13, three times
 FG: — 6 at Kansas State (12/19/20); vs. Central Arkansas (12/29/20)
 FGA: — 10 at Kansas State (12/19/20)
 3FG: —
 3FGA: —
 FT: — 5 vs. Illinois (12/2/20)
 FTA: — 6 vs. Illinois (12/2/20)
 Rebounds: — 11 vs. Central Arkansas (12/29/20)
 Assists: — 1, three times
 Turnovers: — 2 vs. Louisiana-Lafayette (11/28/20)
 Blocks: — 1 vs. Washington (11/29/20); vs. SFA (12/9/20)
 Steals: — 2 at Kansas State (12/19/20)
 Minutes Played: — 24 vs. Illinois (12/2/20); at K-State (12/19/20)

CAREER HIGHS

Points: — 13, four times
 FG: — 6 at Kansas State (12/19/20); vs. Central Arkansas (12/29/20)
 FGA: — 10 at Kansas State (12/19/20)
 3FG: —
 3FGA: — 1, three times
 FT: — 9 vs. Colorado State (1/2/19)
 FTA: — 10 vs. Colorado State (1/2/19)
 Rebounds: — 12 vs. Colorado State (1/2/19)
 Assists: — 2 vs. Indiana State (12/23/18)
 Turnovers: — 4 vs. New Mexico (1/8/19)
 Blocks: — 3 vs. San Jose State (1/19/19)
 Steals: — 2, three times
 Minutes Played: — 40 vs. BYU (12/15/18)

MISCELLANEOUS

	20-21	BU RECORD
Double-Figure Points:	5	5-0
Double-Figure Rebounds:	1	1-0
Double-Doubles:	1	1-0
2+ Blocks:	—	—
Led team in Points:	—	—
Led team in Rebounds:	5	5-0
Led team in Blocks:	—	—
Led team in Bench Points:	2	2-0

TCHAMWA TCHATCHOUA NOTEBOOK

- Third-year sophomore big man with tremendous athleticism, extremely coachable; splits time with Flo Thamba at 5-spot
- Coaches refer to him as “Everyday Jon,” because they know he’s going to be the same energy-giving person every day
- Transferred to Baylor after playing one year at UNLV, sat out 2019-20 season and participated on BU practice squad
- Has scored 56% of his field goals on dunks (19 of 34) over first 8 games at Baylor
- 2nd career double-double with 13 points and career-high 11 boards vs. Central Arkansas (12/29/20)
- Matched career-high with 13 points (all in first half), including 3 alley-oop dunks in 24 minutes off bench at K-State (12/19/20)
- Scored career-high 13 points and added team-high 6 rebounds in 21 minutes off bench vs. SFA (12/9/20)
- Posted 9 points and 9 rebounds in 24 minutes off bench in win over No. 5 Illinois (12/2/20)
- Nearly posted double-double in second game with Bears, 12 points and 9 rebounds in 19 minutes off bench vs. Washington
- Played 31 games (11 starts) as freshman at UNLV, averaging 3.4 PPG, 3.5 RPG, 0.7 BPG in 13.3 MPG
- Recorded career-first double-double with 13 points and 12 rebounds in 16 minutes vs. Colorado State (1/2/19) while at UNLV
- Played 40 minutes in overtime win in first collegiate start vs. BYU (12/15/18) while at UNLV
- Born in Cameroon, moved to Australia and played at NBA Global Academy for final two high school seasons

2020-21 GAME-BY-GAME


OPPONENT	DATE	GS	MIN	FG	3FG	FT	OR-DR-TR	PF	A	T	B	S	PTS
vs. Louisiana-Lafayette	11/28		16	2-5	0-0	2-2	1-6-7	3	0	2	0	0	6
vs. Washington	11/29		19	5-9	0-0	2-2	4-5-9	2	1	1	1	0	12
vs. #5 Illinois	12/2		24	2-4	0-0	5-6	6-3-9	4	0	1	0	0	9
SFA	12/9		21	5-6	0-0	3-4	1-5-6	3	0	0	1	0	13
at Kansas State	12/19		24	6-10	0-0	1-2	3-1-4	2	1	0	0	2	13
Arkansas Pine-Bluff	12/21		18	5-8	0-0	0-0	4-4-8	4	1	0	0	0	10
Central Arkansas	12/29		21	6-6	0-0	1-2	1-10-11	0	0	1	0	0	13
Alcorn State	12/30		18	3-5	0-0	0-1	3-5-8	0	0	1	0	0	6
at Iowa State	1/2												
Oklahoma	1/6												
at TCU	1/9												
West Virginia	1/12												
at Texas Tech	1/16												
Kansas	1/18												
at Oklahoma State	1/23												
Kansas State	1/27												
Auburn	1/30												
at Texas	2/2												
TCU	2/6												
at Oklahoma	2/10												
Texas Tech	2/13												
at West Virginia	2/15												
Oklahoma State	2/20												
Iowa State	2/23												
at Kansas	2/27												

TCHAMWA TCHATCHOUA'S UNLV STATS

YEAR	GP-GS	MIN-AVG	FG-A	PCT	3FG-A	PCT	FT-A	PCT	OFF-DEF-TOT	AVG	PF-D	A	TO	B	S	TP	AVG
2018-19 (FR.)	31-11	412-13.3	38-80	.475	0-3	.000	30-44	.682	57-50-107	3.5	68-2	6	25	21	7	106	3.4

TCHAMWA TCHATCHOUA'S BAYLOR STATS

YEAR	GP-GS	MIN-AVG	FG-A	PCT	3FG-A	PCT	FT-A	PCT	OFF-DEF-TOT	AVG	PF-D	A	TO	B	S	TP	AVG
2020-21 (SO.)	8-0	161-20.1	34-53	.642	0-0	.000	14-19	.737	23-39-62	7.8	18-0	3	6	2	2	82	10.3
NCAA CAREER	39-11	573-14.7	72-133	.541	0-3	.000	44-63	.698	80-89-169	4.3	86-2	9	31	23	9	188	4.8



31 — MACIO TEAGUE

G • 6-4 • 195 • SR. • 1L
CINCINNATI, OHIO (UNC ASHEVILLE)

SEASON HIGHS

Points: — 23 at Kansas State (12/19/20)
FG: — 9 vs. ULL (11/28/20); vs. Central Arkansas (12/29/20)
FGA: — 18 vs. Louisiana-Lafayette (11/28/20)
3FG: — 5 at Kansas State (12/19/20)
3FGA: — 9 at Kansas State (12/19/20)
FT: — 8 vs. Alcorn State (12/30/20)
FTA: — 8 vs. Alcorn State (12/30/20)
Rebounds: — 10 at Kansas State (12/19/20)
Assists: — 4 vs. Louisiana-Lafayette (11/28/20)
Turnovers: — 2, three times
Blocks: —
Steals: — 2 vs. Central Arkansas (12/29/20)
Minutes Played: — 37 at Kansas State (12/19/20)

CAREER HIGHS

Points: — 36 at Campbell (2/1/18)*
FG: — 14 at Campbell (2/1/18)*
FGA: — 24 vs. USC (3/13/18)*
3FG: — 7 at Campbell (2/1/18)*
3FGA: — 15 at Campbell (2/1/18)*
FT: — 12 at Charleston Southern (1/14/17)*
FTA: — 14 vs. High Point (1/27/18)*
Rebounds: — 11 at UNC Greensboro (12/19/17)*
Assists: — 8 vs. Wofford (11/26/17)*
Turnovers: — 8 at Rhode Island (11/10/17)*
Blocks: — 1, 16 times (11 at UNCA, 5 at BU)
Steals: — 5 at Coastal Carolina (12/3/16)*
Minutes Played: — 49 vs. USC (3/13/18)*

* - while at UNC Asheville

MISCELLANEOUS

	20-21	BU CAREER	BU RECORD
Double-Figure Points:	7	29	28-1
Double-Figure Rebounds:	1	2	2-0
Double-Doubles:	1	2	2-0
20+ Points:	3	6	6-0
5+ Assists:	—	3	2-1
Led team in Points:	4	14	14-0
Led team in Rebounds:	2	6	6-0
Led team in Assists:	—	3	2-1
Led team in Blocks:	—	1	1-0

TEAGUE NOTEBOOK

- Fifth-year senior guard, earned All-Big 12 Second Team honors in first season at BU; played 2 years at UNC Asheville
- Has earned All-Conference honors all 3 collegiate seasons (1st Team All-Big South 2017 & 2018, 2nd Team All-Big 12 2020)
- Led Bears in scoring in 10 of last 20 games played and 14 times over 2 seasons (Bears are 14-0 when he leads team in scoring)
- Among active DI players, ranks 17th in career points (1,582) and 16th career 3-pointers made (240).
- Scored game-high 23 points and added 10 rebounds for 5th career double-double (2nd at BU) in win at Kansas State (12/19/20)
- Led Bears with 21 points, 7 rebounds and 4 assists in 32 minutes of season-opener vs. Louisiana (11/28/20)
- Has 7 career games with 6+ made 3FGs, 13 games with 5+ made 3FGs and 40 games with 3+ made 3FGs
- Scored in double-figures in 29 of 36 games at Baylor and in 83 of 103 games during collegiate career
- Has 5 career double-doubles, including 23 points and 10 rebounds in this season's Big 12 opener at Kansas State (12/19/20)
- Career .410 3-point shooter, averaging 2.36 made 3s per games (243-of-593 over 103 games)
- Played in 90 consecutive games (89 starts) to start collegiate career before sitting out 2 games with broken wrist
- Led team in scoring in 6 straight games with 15+ points in each before suffering broken wrist at Texas (2/10/20)
- Had 4th career double-double with 18 points and 10 rebounds in Baylor debut vs. Central Arkansas (11/5/19)
- Earned Myrtle Beach Invitational All-Tournament honors after leading Bears with 18.7 points per game (17+ points all 3 games)
- Scored 1,078 points over 2 seasons at UNCA, 4th player in Big South history to reach 1k as soph.

2020-21 GAME-BY-GAME

OPPONENT	DATE	GS	MIN	FG	3FG	FT	OR-DR-TR	PF	A	T	B	S	PTS
vs. Louisiana-Lafayette	11/28	*	32	9-18	3-7	0-0	2-5-7	0	4	2	0	0	21
vs. Washington	11/29	*	29	6-12	2-6	1-2	3-3-6	0	1	2	0	0	15
vs. #5 Illinois	12/2	*	32	4-10	0-2	3-4	1-1-2	0	0	0	0	0	11
SFA	12/9	*	25	2-6	0-3	5-5	1-1-2	1	1	2	0	0	9
at Kansas State	12/19	*	37	8-14	5-9	2-3	4-6-10	0	2	1	0	1	23
Arkansas Pine-Bluff	12/21	*	28	3-6	2-3	5-5	3-1-4	0	2	1	0	0	13
Central Arkansas	12/29	*	26	9-13	2-5	0-0	0-3-3	0	1	1	0	2	20
Alcorn State	12/30	*	20	4-9	2-7	8-8	2-0-2	0	3	0	0	1	18
at Iowa State			1/2										
Oklahoma			1/6										
at TCU			1/9										
West Virginia			1/12										
at Texas Tech			1/16										
Kansas			1/18										
at Oklahoma State			1/23										
Kansas State			1/27										
Auburn			1/30										
at Texas			2/2										
TCU			2/6										
at Oklahoma			2/10										
Texas Tech			2/13										
at West Virginia			2/15										
Oklahoma State			2/20										
Iowa State			2/23										
at Kansas			2/27										

TEAGUE'S UNC ASHEVILLE STATS

YEAR	GP-GS	MIN-AVG	FG-A	PCT	3FG-A	PCT	FT-A	PCT	OFF-DEF-TOT	AVG	PF-D	A	TO	B	S	TP	AVG
2016-17 (FR.)	33-32	1124-34.1	169-361	.468	70-154	.455	101-114	.886	18-133-151	4.6	46-0	90	31	7	36	509	15.4
2017-18 (SO.)	34-34	1200-35.3	181-433	.418	97-228	.425	110-127	.866	17-132-149	4.4	57-0	85	70	4	54	569	16.7
CAREER	67-66	2324-34.7	350-794	.441	167-382	.437	211-241	.876	35-265-300	4.5	103-0	175	101	11	90	1078	16.1

TEAGUE'S BAYLOR STATS

YEAR	GP-GS	MIN-AVG	FG-A	PCT	3FG-A	PCT	FT-A	PCT	OFF-DEF-TOT	AVG	PF-D	A	TO	B	S	TP	AVG
2019-20 (JR.)	28-28	913-32.6	120-300	.400	60-169	.355	89-105	.848	29-100-129	4.6	36-0	52	35	5	27	389	13.9
2020-21 (SR.)	8-8	229-28.6	45-88	.511	16-42	.381	24-27	.889	16-20-36	4.5	1-0	14	9	0	4	130	16.3
BU CAREER	36-36	1142-31.7	165-388	.425	76-211	.360	113-132	.856	45-120-165	4.6	37-0	66	44	5	31	519	14.4
NCAA CAR.	103-102	3466-33.7	515-1182	.436	243-593	.410	324-373	.869	80-385-465	4.5	140-0	241	145	16	121	1597	15.5



0 — FLO THAMBA

F • 6-10 • 245 • JR. • 2L
KINSHASA, CONGO (MOUNTAIN MISSION SCHOOL)

SEASON HIGHS

Points: — 8 vs. Alcorn State (12/30/20)
FG: — 2, four times
FGA: — 4 vs. Louisiana-Lafayette (11/28/20)
3FG: —
3FGA: —
FT: — 4 vs. Alcorn State (12/30/20)
FTA: — 5 vs. Alcorn State (12/30/20)
Rebounds: — 8 vs. UAPB (12/21/20)
Assists: — 1 at Kansas State (12/19/20); vs. UAPB (12/21/20)
Turnovers: — 3 at Kansas State (12/19/20)
Blocks: — 1, four times
Steals: — 1 vs. UAPB (12/21/20)
Minutes Played: — 20 vs. Louisiana-Lafayette (11/28/20)

CAREER HIGHS

Points: — 11 vs. UT Martin (12/18/19)
FG: — 4 vs. UT Martin (12/18/19)
FGA: — 5 vs. Kansas (1/12/19)
3FG: —
3FGA: —
FT: — 4 vs. Alcorn State (12/30/20)
FTA: — 6 vs. UT Martin (12/18/19)
Rebounds: — 8 vs. UT Martin (12/18/19); vs. UAPB (12/21/20)
Assists: — 3 vs. TCU (2/2/19)
Turnovers: — 3 at Kansas State (12/19/20)
Blocks: — 4 vs. UT Martin (12/18/19)
Steals: — 1, eight times
Minutes Played: — 21, three times

MISCELLANEOUS

	20-21	CAREER	BU RECORD
Double-Figure Points:	—	1	1-0
Double-Figure Rebounds:	—	—	—
Double-Doubles:	—	—	—
2+ Blocks:	—	8	7-1
Led team in Points:	—	—	—
Led team in Rebounds:	1	2	2-0
Led team in Blocks:	1	9	7-2
Led team in Bench Points:	—	3	2-1


THAMBA NOTEBOOK

- Junior with 7-foot-5 wingspan, originally from Kinshasa, Congo; splits time with Jonathan Tchamwa Tchatchoua at 5-spot
- Has started all 8 games this season after playing 19 of 30 games last season, all off bench (11 DNPs)
- Posted season-high 8 points and added 6 boards in 16 minutes vs. Alcorn State (12/30/20)
- Recorded 7 rebounds (6 offensive) in 18 minutes of BU win at Kansas State (12/19/20)
- Played off bench in 19 of 30 games last season, totaling 43 points, 42 rebounds and 13 blocks in 172 minutes
- Saw 15 minutes of action in season finale last year at West Virginia, most in any Big 12 game last season
- Made pair of clutch free throws to give Bears 1-point lead with 4:55 left in comeback win at Oklahoma State (1/18/20)
- Recorded career-highs with 11 points (4-4 FGs), 8 rebounds, 4 blocks and 21 minutes vs. UT Martin (12/18/19)
- Came off bench in 33 of 34 games as freshman in 2018-19, including 15 games with double-digit minutes
- Born in Congo, lived in England, France and South Africa, emigrated to United States in 2014
- Averaged 14.0 points, 10.0 rebounds and 1.5 blocks as senior at Mountain Mission School in Grundy, Va.
- Late addition to 2018 signing class, ranked No. 243 overall and No. 34 center by 247Sports

2020-21 GAME-BY-GAME

OPPONENT	DATE	GS	MIN	FG	3FG	FT	OR-DR-TR	PF	A	T	B	S	PTS
vs. Louisiana-Lafayette	11/28	*	20	2-4	0-0	2-4	5-2-7	2	0	1	0	0	6
vs. Washington	11/29	*	15	0-1	0-0	0-2	1-1-2	2	0	0	1	0	0
vs. #5 Illinois	12/2	*	13	2-2	0-0	0-3	0-0-0	3	0	0	0	0	4
SFA	12/9	*	11	1-1	0-0	2-2	1-0-1	4	0	1	0	0	4
at Kansas State	12/19	*	18	1-1	0-0	1-2	6-1-7	2	1	3	0	0	3
Arkansas Pine-Bluff	12/21	*	16	2-3	0-0	0-0	2-6-8	1	1	1	1	1	4
Central Arkansas	12/29	*	14	1-1	0-0	0-0	0-6-6	0	0	0	1	0	2
Alcorn State	12/30	*	16	2-3	0-0	4-5	2-4-6	3	0	0	1	0	8
at Iowa State	1/2												
Oklahoma	1/6												
at TCU	1/9												
West Virginia	1/12												
at Texas Tech	1/16												
Kansas	1/18												
at Oklahoma State	1/23												
Kansas State	1/27												
Auburn	1/30												
at Texas	2/2												
TCU	2/6												
at Oklahoma	2/10												
Texas Tech	2/13												
at West Virginia	2/15												
Oklahoma State	2/20												
Iowa State	2/23												
at Kansas	2/27												

THAMBA'S CAREER STATS																	
YEAR	GP-GS	MIN-AVG	FG-A	PCT	3FG-A	PCT	FT-A	PCT	OFF-DEF-TOT	AVG	PF-D	A	TO	B	S	TP	AVG
2018-19 (FR.)	33-0	331-10.0	21-39	.538	0-0	.000	16-30	.533	31-41-72	2.2	57-1	11	24	21	6	58	1.8
2019-20 (SO.)	19-0	172-9.1	13-27	.481	0-0	.000	17-30	.567	14-28-42	2.2	33-1	2	7	13	1	43	2.3
2020-21 (JR.)	8-8	123-15.4	11-16	.688	0-0	.000	9-19	.474	17-20-37	4.6	17-0	2	6	4	1	31	3.9
CAREER	60-8	626-10.4	45-82	.549	0-0	.000	42-79	.532	62-89-151	2.5	107-2	15	37	38	8	132	2.2



5 — JORDAN TURNER

G/F • 6-8 • 195 • RFR. • SO
HOUSTON, TEXAS (SUNRISE CHRISTIAN)

SEASON/CAREER HIGHS

Points: — 10 vs. Alcorn State (12/30/20)
 FG: — 3 vs. Alcorn State (12/30/20)
 FGA: — 5 vs. UAPB (12/21/20)
 3FG: — 3 vs. Alcorn State (12/30/20)
 3FGA: — 3 vs. UAPB (12/21/20); vs. Alcorn State (12/30/20)
 FT: — 4 vs. UAPB (12/21/20)
 FTA: — 4 vs. UAPB (12/21/20)
 Rebounds: — 4 vs. UAPB (12/21/20)
 Assists: — 2 vs. UAPB (12/21/20)
 Steals: —
 Blocks: —
 Turnovers: — 1 vs. SFA (12/9/20)
 Minutes Played: — 14 vs. UAPB (12/21/20)

MISCELLANEOUS

	20-21	BU RECORD
Double-Figure Points:	1	1-0
Double-Figure Rebounds:	—	—
Double-Doubles:	—	—
2+ Blocks:	—	—
Led team in Points:	—	—
Led team in Rebounds:	—	—
Led team in Blocks:	—	—
Led team in Assists:	—	—

TURNER NOTEBOOK

- Redshirt freshman wing from Houston, attended Sunrise Christian in Bel Aire, Kan. for final 2 prep seasons
- Elected to take voluntary redshirt and participate on practice squad during 2019-20 season
- Combined for 20 points and 10 rebounds in 29 minutes over last 3 games played (5-of-8 from 3-point range)
- Posted career-high 10 points (3-3 3FGs), added 3 rebounds in 8 minutes off bench vs. Alcorn State (12/30/20)
- Scored career-first points with 7 points and 4 rebounds in season-high 14 minutes off bench vs. UAPB (12/21/20)
- Played first two collegiate games in Bears' trip to Las Vegas, seeing 2 minutes of late-game action in both games
- Ranked No. 11 recruit in Texas and No. 24 SF nationally in 2019 signing class by ESPN
- Played first two prep seasons at Global Learning Village in Houston
- Twin brother, Jalyn, is sophomore on Central Oklahoma basketball squad

2020-21 GAME-BY-GAME

OPPONENT	DATE	GS	MIN	FG	3FG	FT	OR-DR-TR	PF	A	T	B	S	PTS
vs. Louisiana-Lafayette	11/28		2	0-0	0-0	0-0	0-0-0	0	0	0	0	0	0
vs. Washington	11/29		2	0-0	0-0	0-0	0-0-0	0	0	0	0	0	0
vs. #5 Illinois	12/2			DNP									
SFA	12/9		4	0-1	0-0	0-0	0-0-0	1	0	1	0	0	0
at Kansas State	12/19			DNP									
Arkansas Pine-Bluff	12/21		14	1-5	1-3	4-4	1-3-4	2	2	0	0	0	7
Central Arkansas	12/29		7	1-3	1-2	0-0	1-2-3	1	0	0	0	0	3
Alcorn State	12/30		8	3-4	3-3	1-2	1-2-3	5	1	0	0	0	10
at Iowa State	1/2												
Oklahoma	1/6												
at TCU	1/9												
West Virginia	1/12												
at Texas Tech	1/16												
Kansas	1/18												
at Oklahoma State	1/23												
Kansas State	1/27												
Auburn	1/30												
at Texas	2/2												
TCU	2/6												
at Oklahoma	2/10												
Texas Tech	2/13												
at West Virginia	2/15												
Oklahoma State	2/20												
Iowa State	2/23												
at Kansas	2/27												

TURNER'S CAREER STATS

YEAR	GP-GS	MIN-AVG	FG-A	PCT	3FG-A	PCT	FT-A	PCT	OFF-DEF-TOT	AVG	PF-D	A	TO	B	S	TP	AVG
2020-21 (RFR.)	6-0	37-6.2	5-13	.385	5-8	.625	5-6	.833	3-7-10	1.7	9-1	3	1	0	0	20	3.3
CAREER	6-0	37-6.2	5-13	.385	5-8	.625	5-6	.833	3-7-10	1.7	9-1	3	1	0	0	20	3.3



11 — MARK VITAL

G/F • 6-5 • 250 • SR. • 3L

LAKE CHARLES, LA. (ADVANCED PREP INT'L (TEXAS))

SEASON HIGHS

Points: — 8 vs. Washington (11/29/20)
FG: — 4 vs. Washington (11/29/20)
FGA: — 8 vs. Washington (11/29/20)
3FG: —
3FGA: — 2 vs. Central Arkansas (12/29/20)
FT: — 2 vs. Illinois (12/2/20)
FTA: — 3 vs. Washington (11/29/20)
Rebounds: — 15 vs. Washington (11/29/20)
Assists: — 4 vs. Washington (11/29/20)
Turnovers: — 4 vs. Washington (11/29/20); vs. SFA (12/9/20)
Blocks: — 3 vs. Washington (11/29/20)
Steals: — 3 vs. Louisiana-Lafayette (11/29/20); vs. SFA (12/9/20)
Minutes Played: — 27 vs. Washington (11/29/20); vs. Illinois (12/2/20)

CAREER HIGHS

Points: — 17 vs. Gonzaga (3/23/19)
FG: — 7 vs. Gonzaga (3/23/19)
FGA: — 13 vs. Kansas (1/12/19)
3FG: — 1, seven times
3FGA: — 4 vs. Jackson State (12/30/19)
FT: — 7 vs. Texas (2/27/19)
FTA: — 10 vs. Prairie View A&M (11/12/18); vs. Nicholls (11/16/18)
Rebounds: — 17 at Arizona (12/15/18)
Assists: — 8 vs. Oklahoma State (1/15/18)
Turnovers: — 7 vs. Kansas (2/10/18)
Blocks: — 3, six times
Steals: — 5 vs. SFA (12/18/18)
Minutes Played: — 41 vs. Texas (2/27/19)

MISCELLANEOUS

	20-21	CAREER	BU RECORD
Double-Figure Points:	—	25	15-10
Double-Figure Rebounds:	1	13	10-3
Double-Doubles:	—	2	2-0
5+ Assists:	—	8	7-1
2+ Blocks	2	21	16-5
Led team in Points:	—	3	0-3
Led team in Rebounds:	1	34	23-11
Led team in Assists:	—	18	11-8
Led team in Blocks:	3	23	16-7
Led team in Bench Points:	—	8	7-1

VITAL NOTEBOOK

- Bruising senior guard/forward from Lake Charles, La., sat out 2016-17 season before debuting in 2017-18
- Two-time All-Big 12 honoree (3rd Team in 2020, HM in 2019) and two-time Big 12 All-Defensive Team selection
- Tabbed as 1 of 4 finalists for 2020 Naismith Trophy Defensive Player of the Year
- Posted 15 rebounds, 8 points, 4 assists and 3 blocks in 27 minutes vs. Washington (11/29/20)
- Twice has posted as many rebounds as all opposing players combined — 11/29/20 vs. Washington (15-15), 12/15/18 at Arizona (17-14)
- Has scored in double-figures 25 times during BU career, has 13 games with double-digit rebounds and 2 double-doubles
- Has started 72 of team's last 82 games, across small forward, power forward and small-ball center
- Appeared in team-high 87 consecutive games before missing game vs. Texas Tech (3/2/20) due to knee injury
- Tied career-high with 3 blocks, including potential go-ahead layup with 1.5 seconds left in win over No. 18 Butler (12/10/19)
- Had career-high 17 points with 8 rebounds in 29 minutes of NCAA Tournament 2nd Round vs. Gonzaga (3/23/19)
- Went perfect 7-for-7 at foul line and posted 13 points, 8 rebounds and 3 assists in 84-83 OT win vs. Texas (2/27/17)
- Posted 2nd career double-double with career-high 15 points, 14 rebounds, 2 assists and 2 blocks in win vs. West Virginia (2/23/19)
- Had career-high 17 rebounds (9 offensive) in win at Arizona (12/15/18), out-rebounding all 9 Arizona players combined (14 rebounds)
- Played in all but one game vs. NCAA teams during BU career (missed vs. Randall in 2017-18 and vs. TTU in 2018-19)
- Committed to Baylor in September 2013, more than two years before signing day

2020-21 GAME-BY-GAME

OPPONENT	DATE	GS	MIN	FG	3FG	FT	OR-DR-TR	PF	A	T	B	S	PTS
vs. Louisiana-Lafayette	11/28	*	15	2-2	0-0	1-3	1-1-2	3	2	1	0	3	5
vs. Washington	11/29	*	27	4-8	0-0	0-0	7-8-15	2	4	4	3	0	8
vs. #5 Illinois	12/2	*	27	2-7	0-0	2-2	4-3-7	1	1	0	1	1	6
SFA	12/9	*	22	2-6	0-1	0-0	1-5-6	4	0	4	0	3	4
at Kansas State	12/19	*	19	3-4	0-0	1-2	2-0-2	2	0	1	0	2	7
Arkansas Pine-Bluff	12/21	*	11	2-5	0-0	0-0	1-4-5	0	1	0	2	1	4
Central Arkansas	12/29	*	20	1-7	0-2	0-0	0-1-1	3	2	0	1	0	2
Alcorn State	12/30	*	17	2-5	0-1	1-2	1-0-1	2	2	0	0	2	5
at Iowa State													
Oklahoma													
at TCU													
West Virginia													
at Texas Tech													
Kansas													
at Oklahoma State													
Kansas State													
Auburn													
at Texas													
TCU													
at Oklahoma													
Texas Tech													
at West Virginia													
Oklahoma State													
Iowa State													
at Kansas													

VITAL'S CAREER STATS

YEAR	GP-GS	MIN-AVG	FG-A	PCT	3FG-A	PCT	FT-A	PCT	OFF-DEF-TOT	AVG	PF-D	A	TO	B	S	TP	AVG
2016-17 (FR.)																	
2017-18 (FR.)	33-18	786-23.8	87-181	.481	1-10	.100	47-93	.505	75-109-184	5.6	73-0	71	68	21	26	222	6.7
2018-19 (SO.)	34-34	943-27.7	89-192	.464	4-22	.182	64-121	.529	121-124-245	7.2	99-4	68	61	31	35	246	7.2
2019-20 (JR.)	29-23	755-26.0	73-159	.459	2-17	.118	28-67	.418	85-96-181	6.2	78-3	53	41	17	50	176	6.1
2020-21 (SR.)	8-8	158-19.8	18-44	.409	0-4	.000	5-9	.556	17-22-39	4.9	17-0	12	10	7	12	41	5.1
CAREER	104-83	2642-25.4	267-576	.464	7-53	.132	144-290	.497	298-351-649	6.2	267-7	204	180	76	123	685	6.6

LAST SEASON VS. IOWA STATE IN AMES



Official Basketball Box Score - Final
Baylor at Iowa State
 01/30/20 James H. Hilton Coliseum, Ames, Iowa
 Iowa State vs. #1 Baylor

Game Time: 2:05 AM
 Game Duration: 1:51
 Attendance: 13,896

Officials: Kipp Kissinger, Brent Hampton, Nathan Farrell

Baylor - 67

Record: 18-1 (7-0)

NO.	Name	F	Min	FG			3P			FT			Rebounds			Fouls		TP	AS	TO	ST	Blocks		+/-
				M-A	M-A	M-A	OR	DR	TOT	PF	FD	BS	BA											
11	Mark Vital	F	31:14	4-6	0-0	0-0	5	4	9	1	1	8	7	2	1	0	0	13						
33	Freddie Gillespie	F	25:38	5-6	0-0	2-2	3	6	9	4	2	12	0	0	0	3	0	12						
12	Jared Butler	G	22:54	4-11	0-6	0-0	1	1	2	2	0	8	1	3	2	0	0	12						
31	MaCio Teague	G	34:38	6-14	2-8	1-2	2	2	4	1	3	15	2	0	2	0	1	9						
45	Davion Mitchell	G	31:49	4-10	0-2	2-2	0	5	5	3	3	10	3	1	4	1	0	10						
2	Devonte Bando		29:14	4-11	2-4	2-2	1	2	3	0	0	12	1	1	0	0	1	11						
25	Tristan Clark		16:24	1-2	0-0	0-1	0	3	3	2	3	2	0	2	0	0	0	5						
24	Matthew Mayer		08:09	0-2	0-0	0-0	1	1	2	2	1	0	0	1	0	1	0	-2						
Team							1	1	2			0												
Totals				28-62	4-20	7-9	14	25	39	15	13	67	14	10	9	5	2	14						

Shooting By Period		
1 st	FG%	14-28 50.0%
	3PT%	3-10 30.0%
	FT%	2-3 66.7%
2 nd	FG%	14-34 41.2%
	3PT%	1-10 10.0%
	FT%	5-6 83.3%
GM	FG%	28-62 45.2%
	3PT%	4-20 20.0%
	FT%	7-9 77.8%

Dead Ball Rebounds: 1, 1

Technical Fouls: Mitchell 2nd 2:31

Iowa State - 53

Record: 9-11 (2-5)

NO.	Name	F	Min	FG			3P			FT			Rebounds			Fouls		TP	AS	TO	ST	Blocks		+/-
				M-A	M-A	M-A	OR	DR	TOT	PF	FD	BS	BA											
4	George Conditt	F	14:18	2-5	0-0	0-0	1	2	3	0	1	4	0	0	0	0	2	-2						
12	Michael Jacobson	F	22:04	1-4	0-0	2-2	1	1	2	2	1	4	1	3	0	0	-1							
11	Prentiss Nixon	G	21:11	1-7	0-4	1-2	1	2	3	2	2	3	0	0	1	0	-6							
22	Tyrese Haliburton	G	40:00	4-11	0-3	9-9	2	6	8	2	5	17	3	5	0	2	-14							
45	Rasir Bolton	G	37:07	7-14	4-8	1-1	0	2	2	2	2	19	2	5	2	0	-13							
0	Zion Griffin		15:18	1-2	0-0	0-0	0	1	1	1	0	2	0	1	2	0	-11							
3	Tre Jackson		19:22	1-3	0-2	0-0	0	3	3	3	2	2	1	0	0	0	-7							
33	Solomon Young		18:38	1-4	0-0	0-1	2	1	3	1	1	2	0	2	0	0	-17							
2	Caleb Grill		10:03	0-0	0-0	0-0	0	1	1	0	0	0	0	0	0	0	0							
24	Terrence Lewis		01:59	0-0	0-0	0-0	0	0	0	0	0	0	0	0	0	0	1							
Team							1	1	2			0												
Totals				18-50	4-17	13-15	8	20	28	14	14	53	7	16	5	2	5	-14						

Shooting By Period		
1 st	FG%	9-25 36.0%
	3PT%	4-10 40.0%
	FT%	4-4 100%
2 nd	FG%	9-25 36.0%
	3PT%	0-7 0.0%
	FT%	9-11 81.8%
GM	FG%	18-50 36.0%
	3PT%	4-17 23.5%
	FT%	13-15 86.7%

Dead Ball Rebounds: 0, 1

Technical Fouls: Coach 2nd 12:29

	BAY	ISU
Biggest lead	20 (2 nd 5:30)	5 (1 st 18:18)
Best Scoring Run	9 (1 st 15:49)	7 (2 nd 2:27)
Lead Changes	3	
Times Tied	1	
Time with Lead	35:37	03:35

Points from	BAY	ISU
Turnovers	18	8
Paint	44	22
Second Chance	15	7
Fast Breaks	6	2
Bench	14	6

	Period by Period Scoring		
	1st	2nd	TOT
BAY	33	34	67
ISU	26	27	53

LAST SEASON VS. IOWA STATE IN WACO



Official Basketball Box Score - Final
Iowa St. at Baylor
 01/15/20 Ferrell Center, Waco
 2019-20 Men's Basketball

Game Time: 7:00 PM
 Game Duration: 2:01
 Attendance: 8,500

Officials: Bert Smith, Chris Rastatter, Jeb Hartness

Iowa St. - 55

Record: 8-8 (1-3)

NO.	Name	Min	FG			Rebounds			Fouls		TP	AS	TO	ST	Blocks		+/-
			M-A	3P	FT	OR	DR	TOT	PF	FD					BS	BA	
4	George Condit	F 15:42	3-5	0-0	1-1	2	2	4	5	2	7	1	4	1	0	1	-11
12	Michael Jacobson	F 24:42	2-4	0-0	1-1	2	3	5	3	3	5	1	0	1	1	0	-9
11	Prentiss Nixon	G 27:51	4-8	1-3	0-0	0	2	2	3	3	9	0	0	0	0	1	-7
22	Tyrese Haliburton	G 40:00	2-12	2-9	0-0	1	7	8	1	0	6	9	4	3	2	0	-13
45	Rasir Bolton	G 27:15	3-10	2-4	1-4	0	4	4	1	3	9	3	3	0	0	2	-14
24	Terrence Lewis	07:41	1-3	0-1	0-0	0	1	1	1	0	2	1	0	0	0	0	-6
3	Tre Jackson	20:58	0-3	0-2	0-0	0	1	1	4	1	0	1	0	0	1	0	3
33	Solomon Young	17:05	3-5	0-0	0-0	2	0	2	0	0	6	0	0	0	1	0	-3
0	Zion Griffin	11:03	3-4	1-2	0-0	0	1	1	2	1	7	0	1	0	1	0	-10
2	Caleb Grill	07:43	2-4	0-2	0-0	0	2	2	0	0	4	1	0	0	0	0	5
Team						1	2	3			0		0				
Totals			23-58	6-23	3-6	8	25	33	20	13	55	17	12	5	6	4	-13

Shooting By Period		
1st FG%	10-28	35.7%
3PT%	3-10	30.0%
FT%	2-5	40%
2nd FG%	13-30	43.3%
3PT%	3-13	23.1%
FT%	1-1	100%
GM FG%	23-58	39.7%
3PT%	6-23	26.1%
FT%	3-6	50.0%

Dead Ball Rebounds: 2, 1

Technical Fouls: NONE

Baylor - 68

Record: 14-1 (4-0)

NO.	Name	Min	FG			Rebounds			Fouls		TP	AS	TO	ST	Blocks		+/-
			M-A	3P	FT	OR	DR	TOT	PF	FD					BS	BA	
11	Mark Vital	F 30:34	5-9	0-2	1-5	3	4	7	3	3	11	1	2	2	0	0	17
33	Freddie Gillespie	F 26:36	6-8	0-0	2-4	6	5	11	1	6	14	0	0	1	2	1	20
12	Jared Butler	G 29:23	7-16	3-7	2-2	0	2	2	1	1	19	5	4	2	0	1	17
31	MaCio Teague	G 31:50	0-7	0-2	2-2	2	6	8	1	1	2	1	2	1	1	1	9
45	Davion Mitchell	G 34:55	6-11	2-5	3-3	0	3	3	3	5	17	6	2	0	1	1	18
2	Devonte Bando	23:57	1-7	0-3	1-2	1	1	2	1	1	3	0	1	0	0	0	-3
25	Tristan Clark	09:10	0-1	0-0	1-2	2	2	4	2	2	1	0	0	0	0	1	-5
24	Matthew Mayer	09:21	0-3	0-1	0-0	0	1	1	1	0	0	0	0	0	0	1	-6
00	Flo Thamba	04:14	0-0	0-0	1-2	1	0	1	0	1	1	0	0	0	0	0	-2
Team						2	4	6			0		1				
Totals			25-62	5-20	13-22	17	28	45	13	20	68	13	12	6	4	6	13

Shooting By Period		
1st FG%	10-29	34.5%
3PT%	1-11	9.1%
FT%	9-16	56.3%
2nd FG%	15-33	45.5%
3PT%	4-9	44.4%
FT%	4-6	66.7%
GM FG%	25-62	40.3%
3PT%	5-20	25.0%
FT%	13-22	59.1%

Dead Ball Rebounds: 3, 0

Technical Fouls: NONE

	ISU	BU
Biggest lead	2 (1st 16:36)	20 (2nd 5:42)
Best Scoring Run	9 (2nd 0:35)	13 (2nd 16:54)
Lead Changes	8	
Times Tied	2	
Time with Lead	02:35	34:05

	ISU	BU
Points from		
Turnovers	5	14
Paint	22	34
Second Chance	5	14
Fast Breaks	16	9
Bench	19	5

	Period by Period Scoring		
	1st	2nd	TOT
ISU	25	30	55
BU	30	38	68

2020-21 SEASON STATISTICS



**2020-21 Baylor Men's Basketball
Season Box Score
All games**

Page 1/1
as of Dec 29, 2020

Game Records

Record	Overall	Home	Away	Neutral
ALL GAMES	7-0	3-0	1-0	3-0
CONFERENCE	1-0	0-0	1-0	0-0
NON-CONFERENCE	6-0	3-0	0-0	3-0

Team Box Score

No.	Player	Total				3-Point		F-Throw		Rebounds												
		GP-GS	MIN	AVG	FG-FGA	FG%	3FG-FGA	3FG%	FT-FTA	FT%	OFF	DEF	TOT	AVG	PF	DQ	A	TO	BLK	STL	PTS	AVG
31	TEAGUE, MaCio	7-7	209:27	29.9	41-79	.519	14-35	.400	16-19	.842	14	20	34	4.9	1	0	11	9	0	3	112	16.0
12	BUTLER, Jared	7-7	183:33	26.2	40-83	.482	15-33	.455	11-15	.733	3	22	25	3.6	7	0	44	15	4	13	106	15.1
10	FLAGLER, Adam	5-0	121:44	24.3	25-45	.556	14-30	.467	7-8	.875	4	7	11	2.2	9	0	15	5	0	5	71	14.2
45	MITCHELL, Davion	7-7	198:37	28.4	31-53	.585	17-30	.567	6-10	.600	5	20	25	3.6	16	0	48	20	2	17	85	12.1
23	TCHAMWA TCHATCHOUA, Jonathan	7-0	141:49	20.3	31-48	.646	0-0	.000	14-18	.778	20	34	54	7.7	18	0	3	5	2	2	76	10.9
24	MAYER, Matthew	7-0	103:02	14.7	24-49	.490	7-16	.438	9-14	.643	7	16	23	3.3	9	0	8	6	5	8	64	9.1
4	CRYER, LJ	6-0	107:13	17.9	17-32	.531	13-25	.520	6-8	.750	1	4	5	0.8	5	0	11	3	0	7	53	8.8
11	VITAL, Mark	7-7	141:39	20.2	16-39	.410	0-3	.000	4-7	.571	16	22	38	5.4	15	0	10	10	7	10	36	5.1
0	THAMBA, Flo	7-7	106:39	15.2	9-13	.692	0-0	.000	5-14	.357	15	16	31	4.4	14	0	2	6	3	1	23	3.3
5	TURNER, Jordan	5-0	28:33	5.7	2-9	.222	2-5	.400	4-4	1.000	2	5	7	1.4	4	0	2	1	0	0	10	2.0
32	LOVEDAY, Zach	6-0	37:03	6.2	6-10	.600	0-1	.000	0-0	.000	1	9	10	1.7	3	0	0	0	0	1	12	2.0
35	PATERSON, Mark	5-0	10:16	2.1	3-7	.429	1-1	1.000	0-0	.000	1	2	3	0.6	3	0	0	0	0	1	7	1.4
13	MOFFATT, Jackson	5-0	10:25	2.1	0-6	.000	0-0	.000	0-1	.000	1	1	2	0.4	0	0	0	0	0	0	0	0.0
Team											7	8	15									
Total		7	1400		245-473	.518	83-179	.464	82-118	.695	97	186	283	40.4	104	0	154	80	23	68	655	93.6
Opponents		7	1400		159-388	.410	40-128	.313	64-104	.615	65	146	211	30.1	116	4	86	141	24	39	422	60.3

Score by Periods

Team	1st	2nd	OT	TOT
Baylor	324	331	0	655
Opponents	190	232	0	422

2020-21 BIG 12 STATISTICS



**2020-21 Baylor Men's Basketball
Season Box Score
In Conference games**

Page 1/1
as of Dec 20, 2020

Game Records

Record	Overall	Home	Away	Neutral
ALL GAMES	1-0	0-0	1-0	0-0
CONFERENCE	1-0	0-0	1-0	0-0
NON-CONFERENCE	0-0	0-0	0-0	0-0

Team Box Score

No.	Player	Total			3-Point		F-Throw		Rebounds													
		GP-GS	MIN	AVG	FG-FGA	FG%	3FG-FGA	3FG%	FT-FTA	FT%	OFF	DEF	TOT	AVG	PF	DQ	A	TO	BLK	STL	PTS	AVG
31	TEAGUE, MaCio	1-1	37:03	37.1	8-14	.571	5-9	.556	2-3	.667	4	6	10	10.0	0	0	2	1	0	1	23	23.0
45	MITCHELL, Davion	1-1	31:11	31.2	7-12	.583	6-10	.600	0-0	.000	0	3	3	3.0	3	0	3	4	0	2	20	20.0
12	BUTLER, Jared	1-1	30:03	30.1	4-8	.500	2-6	.333	4-6	.667	0	5	5	5.0	1	0	13	1	1	1	14	14.0
23	TCHAMWA TCHATCHOUA, Jonathan	1-0	24:20	24.3	6-10	.600	0-0	.000	1-2	.500	3	1	4	4.0	2	0	1	0	0	2	13	13.0
4	CRYER, LJ	1-0	19:06	19.1	3-5	.600	2-4	.500	0-0	.000	0	1	1	1.0	0	0	3	1	0	1	8	8.0
24	MAYER, Matthew	1-0	16:23	16.4	3-8	.375	0-3	.000	2-2	1.000	1	4	5	5.0	2	0	1	1	0	0	8	8.0
11	VITAL, Mark	1-1	18:04	18.1	3-4	.750	0-0	.000	1-2	.500	2	0	2	2.0	2	0	0	1	0	2	7	7.0
0	THAMBA, Flo	1-1	18:13	18.2	1-1	1.000	0-0	.000	1-3	.333	6	1	7	7.0	2	0	1	3	0	0	3	3.0
32	LOVEDAY, Zach	1-0	02:57	3.0	1-1	1.000	0-0	.000	0-0	.000	0	2	2	2.0	2	0	0	0	0	0	2	2.0
35	PATERSON, Mark	1-0	01:20	1.3	1-1	1.000	0-0	.000	0-0	.000	0	1	1	1.0	0	0	0	0	0	0	2	2.0
13	MOFFATT, Jackson	1-0	01:20	1.3	0-0	.000	0-0	.000	0-0	.000	0	0	0	0.0	0	0	0	0	0	0	0	0.0
Team												1	1									
Total		1	200		37-64	.578	15-32	.469	11-18	.611	16	25	41	41.0	14	0	24	12	1	9	100	100.0
Opponents		1	200		28-59	.475	6-21	.286	7-15	.467	12	13	25	25.0	13	0	18	14	0	7	69	69.0

Score by Periods

Team	1st	2nd	OT	TOT
Baylor	56	44	0	100
Opponents	27	42	0	69

2020-21 TEAM GAME-BY-GAME



2020-21 Baylor Basketball
Baylor Team Game-by-Game (as of Dec 30, 2020)
All games



BIG 12 CONFERENCE

TEAM STATISTICS

Opponent	Date	Score	W/L	Total		3-Pointers		Free throws		Rebounds				pf	a	t/o	blk	stl	pts	avg
				fg-fga	pct	3fg-fga	pct	ft-fa	pct	off	def	tot	avg							
vs Louisiana	11/28/20	112-82	W	45-80	.563	15-27	.556	7-13	.538	15	26	41	41.0	15	25	10	1	12	112	112.0
vs Washington	11/29/20	86-52	W	34-67	.507	13-29	.448	5-11	.455	21	29	50	45.5	14	21	16	6	3	86	99.0
vs Illinois	12/02/20	82-69	W	30-66	.455	7-18	.389	15-24	.625	16	22	38	43.0	16	14	7	4	7	82	93.3
SFA	12/09/20	83-52	W	25-51	.490	9-20	.450	24-27	.889	7	21	28	39.2	22	20	20	4	14	83	90.8
at Kansas St.	12/19/20	100-69	W	37-64	.578	15-32	.469	11-18	.611	16	25	41	39.6	14	24	12	1	9	100	92.6
ARK-PINE BLUFF	12/21/20	99-42	W	37-71	.521	11-23	.478	14-17	.824	13	29	42	40.0	14	25	5	4	9	99	93.7
CENTRAL ARK	12/29/20	93-56	W	37-74	.500	13-30	.433	6-8	.750	9	34	43	40.4	9	25	10	3	14	93	93.6
ALCORN	12/30/20	105-76	W	34-63	.540	12-28	.429	25-31	.806	18	19	37	40.0	23	23	12	5	10	105	95.0
Baylor		760		279-536	.521	95-207	.459	107-149	.718	115	205	320	40.0	127	177	92	28	78	760	95.0
Opponents		498		183-441	.415	46-145	.317	86-137	.628	79	160	239	29.9	137	96	159	25	48	498	62.2

Games played: 8
Points/game: 95.0
FG Pct: 52.1
3FG Pct: 45.9
FT Pct: 71.8

Rebounds/game: 40.0
Assists/game: 22.1
Turnovers/game: 11.5
Assist/turnover ratio: 1.9
Steals/game: 9.8
Blocks/game: 3.5

2020-21 OPPONENT GAME-BY-GAME



2020-21 Baylor Basketball
Baylor Opponent Game-by-Game (as of Dec 30, 2020)
All games



BIG 12 CONFERENCE

OPPONENT STATISTICS

Opponent	Date	Score	W/L	Total		3-Pointers		Free throws		Rebounds				pf	a	t/o	blk	stl	pts	avg
				fg-fga	pct	3fg-fga	pct	ft-fa	pct	off	def	tot	avg							
vs Louisiana	11/28/20	112-82	W	32-61	.525	6-19	.316	12-16	.750	6	23	29	29.0	15	12	19	3	5	82	82.0
vs Washington	11/29/20	86-52	W	19-52	.365	5-24	.208	9-12	.750	5	14	19	24.0	14	12	14	6	8	52	67.0
vs Illinois	12/02/20	82-69	W	26-59	.441	7-18	.389	10-16	.625	11	24	35	27.7	20	16	12	4	3	69	67.7
SFA	12/09/20	83-52	W	18-44	.409	1-9	.111	15-27	.556	12	21	33	29.0	26	4	35	4	10	52	63.8
at Kansas St.	12/19/20	100-69	W	28-59	.475	6-21	.286	7-15	.467	12	13	25	28.2	13	18	14	0	7	69	64.8
ARK-PINE BLUFF	12/21/20	99-42	W	15-53	.283	3-11	.273	9-13	.692	12	23	35	29.3	17	8	23	3	1	42	61.0
CENTRAL ARK	12/29/20	93-56	W	21-60	.350	12-26	.462	2-5	.400	7	28	35	30.1	11	16	24	4	5	56	60.3
ALCORN	12/30/20	105-76	W	24-53	.453	6-17	.353	22-33	.667	14	14	28	29.9	21	10	18	1	9	76	62.2
Opponents		498		183-441	.415	46-145	.317	86-137	.628	79	160	239	29.9	137	96	159	25	48	498	62.2
Baylor		760		279-536	.521	95-207	.459	107-149	.718	115	205	320	40.0	127	177	92	28	78	760	95.0

Games played: 8
Points/game: 62.2
FG Pct: 41.5
3FG Pct: 31.7
FT Pct: 62.8

Rebounds/game: 29.9
Assists/game: 12.0
Turnovers/game: 19.9
Assist/turnover ratio: 0.6
Steals/game: 6.0
Blocks/game: 3.1

GAME 1: #2 BAYLOR 112, LOUISIANA-LAFAYETTE 82



Official Basketball Box Score - Final
Louisiana at Baylor
 11/28/20 T-Mobile Arena, Las Vegas
 2020-21 Men's Basketball

Game Time: 5:00 PM
 Game Duration: 1:50

Officials: Gerry Pollard, Tony Padilla, Chris Rastatter

Louisiana - 82

Record: 0-1

NO.	Name	Min	FG	3P	FT	Rebounds			Fouls		TP	AS	TO	ST	Blocks		+/-
			M-A	M-A	M-A	OR	DR	TOT	PF	FD					BS	BA	
23	Dou Gueye	F 24:15	2-9	0-1	2-2	2	6	8	2	2	6	3	3	0	0	0	-25
10	Theo Akwuba	C 33:19	9-9	1-1	3-4	4	4	8	3	5	22	1	2	0	2	0	-27
0	Cedric Russell	G 33:01	10-17	3-8	3-4	0	3	3	1	2	26	1	5	1	0	0	-20
13	Mylik Wilson	G 33:19	4-12	0-3	0-0	0	3	3	2	1	8	2	2	2	1	1	-30
41	Brayan Au	G 35:42	5-8	2-5	4-5	0	3	3	1	3	16	1	5	1	0	0	-28
35	Isaiah Richards	12:39	1-3	0-0	0-1	0	1	1	5	1	2	1	1	1	0	0	-2
1	Devin Butts	14:52	1-1	0-0	0-0	0	1	1	1	0	2	1	1	0	0	0	-13
22	Kentrell Garnett	12:53	0-2	0-1	0-0	0	0	0	0	0	0	2	0	0	0	0	-5
Team						0	2	2			0						
Totals			32-61	6-19	12-16	6	23	29	15	14	82	12	19	5	3	1	-30

Shooting By Period		
1st	FG%	14-30 46.7%
	3PT%	2-10 20.0%
	FT%	10-12 83.3%
2nd	FG%	18-31 58.1%
	3PT%	4-9 44.4%
	FT%	2-4 50%
GM	FG%	32-61 52.5%
	3PT%	6-19 31.6%
	FT%	12-16 75.0%

Dead Ball Rebounds: 1, 0

Technical Fouls: NONE

Baylor - 112

Record: 1-0

NO.	Name	Min	FG	3P	FT	Rebounds			Fouls		TP	AS	TO	ST	Blocks		+/-
			M-A	M-A	M-A	OR	DR	TOT	PF	FD					BS	BA	
0	Flo Thamba	F 20:02	2-4	0-0	2-4	5	2	7	2	2	6	0	1	0	0	0	16
11	Mark Vital	F 15:12	2-2	0-0	1-3	1	1	2	3	2	5	2	1	3	0	0	17
12	Jared Butler	G 27:41	7-13	3-5	0-0	0	3	3	2	0	17	4	2	3	1	1	19
31	MaCio Teague	G 31:46	9-18	3-7	0-0	2	5	7	0	1	21	4	2	0	0	1	22
45	Davion Mitchell	G 26:58	7-9	2-2	2-4	0	4	4	3	6	18	6	1	3	0	0	30
10	Adam Flagler	28:19	5-9	2-5	0-0	1	2	3	2	1	12	7	0	0	0	0	21
23	Jonathan Tchamwa Tchatchoua	15:34	2-5	0-0	2-2	1	6	7	3	2	6	0	2	0	0	0	12
24	Matthew Mayer	12:44	4-10	0-1	0-0	2	1	3	0	1	8	1	1	0	0	0	3
4	LJ Cryer	14:53	6-9	5-7	0-0	0	2	2	0	0	17	1	0	2	0	1	8
32	Zach Loveday	04:24	1-1	0-0	0-0	0	0	0	0	0	2	0	0	1	0	0	2
5	Jordan Turner	02:27	0-0	0-0	0-0	0	0	0	0	0	0	0	0	0	0	0	0
Team						3	0	3			0						
Totals			45-80	15-27	7-13	15	26	41	15	15	112	25	10	12	1	3	30

Shooting By Period		
1st	FG%	22-39 56.4%
	3PT%	9-15 60.0%
	FT%	0-2 0%
2nd	FG%	23-41 56.1%
	3PT%	6-12 50.0%
	FT%	7-11 63.6%
GM	FG%	45-80 56.3%
	3PT%	15-27 55.6%
	FT%	7-13 53.8%

Dead Ball Rebounds: 3, 0

Technical Fouls: Vital 1st 10:04

	LOU	BAY
Biggest lead	4 (1 st 18:45)	33 (2 nd 4:25)
Best Scoring Run	6 (1 st 13:18)	15 (1 st 4:22)
Lead Changes	1	
Times Tied	0	
Time with Lead	01:32	37:27

	LOU	BAY
Points from		
Turnovers	15	30
Paint	40	52
Second Chance	7	19
Fast Breaks	6	13
Bench	4	45

	Period by Period Scoring		
	1st	2nd	TOT
LOU	40	42	82
BAY	53	59	112

GAME 2: #2 BAYLOR 86, WASHINGTON 52



Official Basketball Box Score - Final
Washington at Baylor
 11/29/20 T-Mobile Arena, Las Vegas
 2020-21 Men's Basketball

Game Time: 3:00 PM
 Game Duration: 1:47

Officials: Tony Padilla, Gerry Pollard, Chris Rastatter

Washington - 52

Record: 0-1

NO.	Name	Min	FG			Rebounds			Fouls		TP	AS	TO	ST	Blocks		+/-
			M-A	3P	FT	OR	DR	TOT	PF	FD					BS	BA	
1	Nate Roberts	F 29:10	3-7	0-0	0-0	2	3	5	3	0	6	0	2	1	4	2	-36
13	Hameir Wright	F 13:34	1-3	0-2	0-0	1	0	1	5	1	2	1	2	1	0	0	-4
5	Jamal Bey	G 24:01	2-4	1-3	3-3	1	1	2	0	3	8	0	1	0	1	1	-29
10	Erik Stevenson	G 25:19	2-6	2-5	2-2	0	0	0	2	2	8	1	4	3	0	2	-18
55	Quade Green	G 24:13	1-5	0-3	0-0	0	0	0	0	1	2	2	2	2	0	0	-22
0	Marcus Tsohonis	14:16	0-3	0-1	0-0	0	1	1	0	2	0	4	1	0	0	0	-14
33	J'Raan Brooks	14:13	3-6	0-1	0-0	0	2	2	0	0	6	0	0	0	0	0	-15
21	RaeQuan Battle	29:27	3-11	2-8	2-3	0	3	3	1	2	10	3	1	1	1	0	-20
4	Nate Pryor	11:23	2-5	0-1	0-2	0	0	0	0	1	4	0	0	0	0	1	-1
22	Cole Bajema	11:54	1-1	0-0	2-2	0	1	1	2	2	4	0	0	0	0	0	-8
52	Riley Sorn	02:30	1-1	0-0	0-0	0	0	0	1	0	2	1	0	0	0	0	-3
Team						1	3	4			0		1				
Totals			19-52	5-24	9-12	5	14	19	14	14	52	12	14	8	6	6	-34

Shooting By Period		
1st	FG%	8-26 30.8%
	3PT%	4-16 25.0%
	FT%	4-4 100%
2nd	FG%	11-26 42.3%
	3PT%	1-8 12.5%
	FT%	5-8 62.5%
GM	FG%	19-52 36.5%
	3PT%	5-24 20.8%
	FT%	9-12 75.0%

Dead Ball Rebounds: 2, 1

Technical Fouls: NONE

Baylor - 86

Record: 1-0

NO.	Name	Min	FG			Rebounds			Fouls		TP	AS	TO	ST	Blocks		+/-
			M-A	3P	FT	OR	DR	TOT	PF	FD					BS	BA	
0	Flo Thamba	F 15:05	0-1	0-0	0-2	1	1	2	2	4	0	0	0	0	1	0	7
11	Mark Vital	F 26:36	4-8	0-0	0-0	7	8	15	2	1	8	4	4	0	3	2	24
12	Jared Butler	G 25:53	8-12	4-7	0-0	0	3	3	3	1	20	5	3	2	1	0	25
31	MaCio Teague	G 29:27	6-12	2-6	1-2	3	3	6	0	1	15	1	2	0	0	1	28
45	Davion Mitchell	G 31:21	2-8	1-5	1-2	1	3	4	1	2	6	7	4	1	0	0	32
10	Adam Flagler	24:25	6-11	5-9	0-0	2	1	3	1	1	17	1	1	0	0	1	22
23	Jonathan Tchamwa Tchatchoua	19:29	5-9	0-0	2-2	4	5	9	2	2	12	1	1	0	1	1	29
24	Matthew Mayer	10:55	2-4	1-2	1-2	2	2	4	1	1	6	2	1	0	0	1	6
4	LJ Cryer	09:53	0-0	0-0	0-0	0	0	0	1	0	0	0	0	0	0	0	-3
5	Jordan Turner	01:44	0-0	0-0	0-0	0	0	0	0	0	0	0	0	0	0	0	0
13	Jackson Moffatt	01:44	0-1	0-0	0-1	0	1	1	0	1	0	0	0	0	0	0	0
32	Zach Loveday	01:44	0-0	0-0	0-0	0	1	1	0	0	0	0	0	0	0	0	0
35	Mark Paterson	01:44	1-1	0-0	0-0	0	0	0	1	0	2	0	0	0	0	0	0
Team						1	1	2			0		0				
Totals			34-67	13-29	5-11	21	29	50	14	14	86	21	16	3	6	6	34

Shooting By Period		
1st	FG%	14-29 48.3%
	3PT%	6-13 46.2%
	FT%	4-6 66.7%
2nd	FG%	20-38 52.6%
	3PT%	7-16 43.8%
	FT%	1-5 20%
GM	FG%	34-67 50.7%
	3PT%	13-29 44.8%
	FT%	5-11 45.5%

Dead Ball Rebounds: 3, 0

Technical Fouls: NONE

	WAS	BAY
Biggest lead	0 (1 st 20:00)	37 (2 nd 2:10)
Best Scoring Run	7 (1 st 6:13)	15 (1 st 9:55)
Lead Changes	0	
Times Tied	0	
Time with Lead	00:00	38:15

	WAS	BAY
Points from		
Turnovers	9	11
Paint	26	34
Second Chance	7	24
Fast Breaks	10	10
Bench	26	37

	Period by Period Scoring		
	1st	2nd	TOT
WAS	24	28	52
BAY	38	48	86

GAME 3: #2 BAYLOR 82, #5 ILLINOIS 69



Official Basketball Box Score - Final
Illinois at Baylor
 12/02/20 Bankers Life Fieldhouse, Indianapolis
 Jimmy V Classic

Game Time: 10:00 PM
 Game Duration: 1:58

Officials: Doug Simmons, Keith Kimble, Ray Natili

Illinois - 69

Record: 3-1

NO. Name	Min	FG			Rebounds			Fouls		TP	AS	TO	ST	Blocks		+/-
		M-A	M-A	M-A	OR	DR	TOT	PF	FD					BS	BA	
21 Kofi Cockburn	C 17:35	3-4	0-0	1-3	1	3	4	4	2	7	0	0	0	1	0	-2
1 Trent Frazier	G 32:49	3-6	2-4	0-0	0	5	5	1	2	8	3	5	1	0	1	-3
11 Ayo Dosunmu	G 38:06	6-18	2-3	4-5	1	5	6	3	3	18	5	3	1	0	1	-15
20 Da'Monte Williams	G 32:34	2-3	1-2	1-2	2	5	7	2	1	6	0	1	0	0	0	-8
44 Adam Miller	G 30:51	2-11	0-6	0-0	0	2	2	2	0	4	1	1	0	0	1	-9
5 Andre Curbelo	16:05	3-6	1-1	4-4	0	2	2	4	4	11	4	1	0	0	1	-17
15 Giorgi Bezhanishvili	24:34	7-10	1-1	0-0	3	1	4	3	2	15	1	1	1	2	0	-4
33 Coleman Hawkins	05:22	0-1	0-1	0-2	2	1	3	0	1	0	0	0	0	1	0	-8
3 Jacob Grandison	02:04	0-0	0-0	0-0	0	0	0	1	1	0	2	0	0	0	0	1
Team					2	0	2			0		0				
Totals		26-59	7-18	10-16	11	24	35	20	16	69	16	12	3	4	4	-13

Shooting By Period		
1 st	FG%	13-32 40.6%
	3PT%	3-10 30.0%
	FT%	1-6 16.7%
2 nd	FG%	13-27 48.1%
	3PT%	4-8 50.0%
	FT%	9-10 90%
GM	FG%	26-59 44.1%
	3PT%	7-18 38.9%
	FT%	10-16 62.5%

Dead Ball Rebounds: 3, 0

Technical Fouls::NONE

Baylor - 82

Record: 3-0

NO. Name	Min	FG			Rebounds			Fouls		TP	AS	TO	ST	Blocks		+/-
		M-A	M-A	M-A	OR	DR	TOT	PF	FD					BS	BA	
0 Flo Thamba	F 12:34	2-2	0-0	0-3	0	0	0	3	2	4	0	0	0	0	0	14
11 Mark Vital	F 27:28	2-7	0-0	2-2	4	3	7	1	4	6	1	0	1	1	1	-3
12 Jared Butler	G 30:34	6-18	0-4	0-1	2	3	5	1	1	12	3	3	3	1	0	4
31 MaCio Teague	G 31:05	4-10	0-2	3-4	1	1	2	0	2	11	0	0	0	0	1	0
45 Davion Mitchell	G 30:55	5-8	4-5	1-2	1	3	4	4	3	15	7	3	2	0	1	17
10 Adam Flagler	29:30	6-11	2-6	4-4	1	2	3	3	3	18	3	0	0	0	0	14
23 Jonathan Tchamwa Tchatchoua	23:57	2-4	0-0	5-6	6	3	9	4	4	9	0	1	0	0	1	-2
24 Matthew Mayer	13:57	3-6	1-1	0-2	1	6	7	0	1	7	0	0	1	2	0	21
Team					0	1	1			0		0				
Totals		30-66	7-18	15-24	16	22	38	16	20	82	14	7	7	4	4	13

Shooting By Period		
1 st	FG%	12-33 36.4%
	3PT%	2-7 28.6%
	FT%	5-10 50%
2 nd	FG%	18-33 54.5%
	3PT%	5-11 45.5%
	FT%	10-14 71.4%
GM	FG%	30-66 45.5%
	3PT%	7-18 38.9%
	FT%	15-24 62.5%

Dead Ball Rebounds: 5, 3

Technical Fouls::NONE

	ILL	BAY
Biggest lead	2 (1 st 15:34)	16 (2 nd 6:13)
Best Scoring Run	7 (2 nd 3:50)	9 (2 nd 7:24)
Lead Changes	14	
Times Tied	10	
Time with Lead	06:43	24:48

	ILL	BAY
Points from		
Turnovers	8	17
Paint	30	38
Second Chance	7	24
Fast Breaks	14	10
Bench	26	34

	Period by Period Scoring		
	1st	2nd	TOT
ILL	30	39	69
BAY	31	51	82

GAME 4: #2 BAYLOR 83, SFA 52



Official Basketball Box Score - Final

SFA at Baylor

12/09/20 Ferrell Center, Waco
2020-21 Men's Basketball

Game Time: 7:00 PM

Game Duration: 2:18

Attendance: 2,350

Officials: Brian O'Connell, Olandis Poole, Kerby Sitton

SFA - 52

Record: 3-1

NO.	Name	Min	FG			Rebounds			Fouls		TP	AS	TO	ST	Blocks		+/-
			M-A	M-A	M-A	OR	DR	TOT	PF	FD					BS	BA	
13	Calvin Solomon	F 27:07	2-3	0-0	0-5	2	5	7	4	6	4	0	3	2	0	1	-31
14	Gavin Kensmil	F 22:45	5-7	0-0	0-3	4	2	6	3	2	10	1	2	0	1	0	-19
2	Roti Ware	G 30:26	1-6	0-0	2-2	0	4	4	2	4	4	0	7	1	0	1	-20
3	Cameron Johnson	G 31:37	4-7	0-1	3-5	1	3	4	3	3	11	2	5	3	0	1	-35
4	David Kachelries	G 24:43	3-9	1-5	3-4	0	0	0	2	2	10	1	6	1	0	1	-28
11	Nigel Hawkins	17:21	0-2	0-0	2-2	0	2	2	3	1	2	0	3	1	0	0	-19
12	Charlie Daniels	13:44	1-1	0-0	0-0	2	1	3	3	0	2	0	3	1	0	0	-2
22	Nana Antwi-Boasiako	14:09	0-4	0-2	0-0	1	2	3	1	1	0	0	1	1	2	0	-4
1	Deandre Heckard	08:43	1-3	0-0	3-4	0	1	1	1	2	5	0	2	0	0	0	-2
35	Demiere Brown	02:15	0-1	0-1	0-0	1	0	1	2	0	0	0	2	0	0	0	-6
10	Elijah Elliott	04:02	0-0	0-0	2-2	0	1	1	1	1	2	0	1	0	0	0	6
15	Kharee McDaniel	02:18	1-1	0-0	0-0	0	0	0	1	0	2	0	0	0	1	0	3
21	Russell Hyman	00:50	0-0	0-0	0-0	0	0	0	0	0	0	0	0	0	0	0	2
Team						1	0	1			0		0				
Totals			18-44	1-9	15-27	12	21	33	26	22	52	4	35	10	4	4	-31

Shooting By Period		
1 st FG%	9-25	36.0%
3PT%	1-6	16.7%
FT%	3-9	33.3%
2 nd FG%	9-19	47.4%
3PT%	0-3	0.0%
FT%	12-18	66.7%
GM FG%	18-44	40.9%
3PT%	1-9	11.1%
FT%	15-27	55.6%

Dead Ball Rebounds: 3, 0

Technical Fouls: NONE

Baylor - 83

Record: 4-0

NO.	Name	Min	FG			Rebounds			Fouls		TP	AS	TO	ST	Blocks		+/-
			M-A	M-A	M-A	OR	DR	TOT	PF	FD					BS	BA	
0	Flo Thamba	F 10:09	1-1	0-0	2-2	1	0	1	4	3	4	0	1	0	0	0	15
11	Mark Vital	F 21:58	2-6	0-1	0-0	1	5	6	4	2	4	0	4	3	0	0	25
12	Jared Butler	G 23:55	3-7	2-3	4-4	0	2	2	0	5	12	7	3	1	0	1	23
31	MaCio Teague	G 25:40	2-6	0-3	5-5	1	1	2	1	3	9	1	2	0	0	0	28
45	Davion Mitchell	G 30:52	4-6	1-2	2-2	1	2	3	1	4	11	7	3	4	1	0	32
10	Adam Flagler	23:22	4-7	3-5	3-4	0	2	2	1	2	14	1	3	3	0	1	15
23	Jonathan Tchamwa Tchatchoua	20:53	5-6	0-0	3-4	1	5	6	3	4	13	0	0	0	1	0	9
4	LJ Cryer	17:29	1-3	1-3	3-4	1	1	2	2	2	6	3	1	1	0	0	12
24	Matthew Mayer	16:06	3-6	2-3	2-2	0	0	0	3	1	10	1	2	2	2	1	14
5	Jordan Turner	03:27	0-1	0-0	0-0	0	0	0	1	0	0	0	1	0	0	0	-6
32	Zach Loveday	03:27	0-0	0-0	0-0	0	1	1	1	0	0	0	0	0	0	0	-6
13	Jackson Moffatt	01:21	0-2	0-0	0-0	0	0	0	0	0	0	0	0	0	0	1	-3
35	Mark Paterson	01:21	0-0	0-0	0-0	0	0	0	1	0	0	0	0	0	0	0	-3
Team						1	2	3			0		0				
Totals			25-51	9-20	24-27	7	21	28	22	26	83	20	20	14	4	4	31

Shooting By Period		
1 st FG%	11-24	45.8%
3PT%	5-12	41.7%
FT%	11-13	84.6%
2 nd FG%	14-27	51.9%
3PT%	4-8	50.0%
FT%	13-14	92.9%
GM FG%	25-51	49.0%
3PT%	9-20	45.0%
FT%	24-27	88.9%

Dead Ball Rebounds: 1, 2

Technical Fouls: NONE

	SFA	BU
Biggest lead	2 (1 st 18:57)	37 (2 nd 4:10)
Best Scoring Run	5 (1 st 11:08)	12 (2 nd 18:05)
Lead Changes	3	
Times Tied	2	
Time with Lead	00:54	36:56

Points from	SFA	BU
Turnovers	10	40
Paint	34	32
Second Chance	12	9
Fast Breaks	9	15
Bench	13	43

	Period by Period Scoring		
	1st	2nd	TOT
SFA	22	30	52
BU	38	45	83

GAME 5: #2 BAYLOR 100, KANSAS STATE 69



Official Basketball Box Score - Final
Baylor at Kansas St.
 12/19/20 Bramlage Coliseum, Manhattan
 2020-21 Men's Basketball

Game Time: 3:00 PM
 Game Duration: 1:53
 Attendance: 848

Officials: Gerry Pollard, Ray Natili, Chance Moore

Baylor - 100

Record: 5-0 (1-0)

NO. Name	Min	FG		3P		FT		Rebounds			Fouls		TP	AS	TO	ST	Blocks		+/-
		M-A	M-A	M-A	M-A	OR	DR	TOT	PF	FD	BS	BA							
0 Flo Thamba	F 18:13	1-1	0-0	1-3	6	1	7	2	4	3	1	3	0	0	0	0	0	0	20
11 Mark Vital	F 18:04	3-4	0-0	1-2	2	0	2	2	1	7	0	1	2	0	0	0	0	0	13
12 Jared Butler	G 30:03	4-8	2-6	4-6	0	5	5	1	4	14	13	1	1	1	1	0	0	28	
31 MaCio Teague	G 37:03	8-14	5-9	2-3	4	6	10	0	2	23	2	1	1	0	0	0	0	26	
45 Davion Mitchell	G 31:11	7-12	6-10	0-0	0	3	3	3	0	20	3	4	2	0	0	0	0	26	
4 LJ Cryer	19:06	3-5	2-4	0-0	0	1	1	0	0	8	3	1	1	0	0	0	0	19	
23 Jonathan Tchamwa Tchatchoua	24:20	6-10	0-0	1-2	3	1	4	2	1	13	1	0	2	0	0	0	0	23	
24 Matthew Mayer	16:23	3-8	0-3	2-2	1	4	5	2	1	8	1	1	0	0	0	0	0	-1	
32 Zach Loveday	02:57	1-1	0-0	0-0	0	2	2	2	0	2	0	0	0	0	0	0	0	1	
13 Jackson Moffatt	01:20	0-0	0-0	0-0	0	0	0	0	0	0	0	0	0	0	0	0	0	0	
21 Mark Paterson	01:20	1-1	0-0	0-0	0	1	1	0	0	2	0	0	0	0	0	0	0	0	
Team					0	1	1			0			0						
Totals		37-64	15-32	11-18	16	25	41	14	13	100	24	12	9	1	0	0	0	31	

Shooting By Period		
1 st FG%	21-34	61.8%
3PT%	7-15	46.7%
FT%	7-12	58.3%
2 nd FG%	16-30	53.3%
3PT%	8-17	47.1%
FT%	4-6	66.7%
GM FG%	37-64	57.8%
3PT%	15-32	46.9%
FT%	11-18	61.1%

Dead Ball Rebounds: 5, 0

Technical Fouls: NONE

Kansas St. - 69

Record: 3-5 (1-1)

NO. Name	Min	FG		3P		FT		Rebounds			Fouls		TP	AS	TO	ST	Blocks		+/-
		M-A	M-A	M-A	M-A	OR	DR	TOT	PF	FD	BS	BA							
2 Selton Miguel	F 28:04	5-11	3-5	1-3	0	0	0	0	3	14	3	4	2	0	0	0	0	0	-19
21 Davion Bradford	C 18:49	2-3	0-0	0-1	1	0	1	4	3	4	0	0	0	0	0	0	0	0	-13
00 Mike McGuirl	G 29:39	2-7	0-3	1-2	2	4	6	2	2	5	3	4	1	0	0	0	0	-23	
3 DaJuan Gordon	G 31:33	3-10	1-5	1-2	2	2	4	1	2	8	4	1	2	0	0	0	0	-23	
24 Nijel Pack	G 29:06	2-5	0-1	0-0	2	3	5	2	0	4	5	0	1	0	1	0	1	-7	
5 Rudi Williams	19:15	3-7	1-4	0-0	0	0	0	1	0	7	3	2	0	0	0	0	0	-30	
11 Antonio Gordon	21:03	9-9	1-1	4-7	4	2	6	2	4	23	0	2	0	0	0	0	0	-22	
12 Carlton Linguard, Jr.	05:24	1-2	0-1	0-0	0	0	0	1	0	2	0	0	0	0	0	0	0	-13	
4 Seryee Lewis	14:27	1-4	0-0	0-0	0	2	2	0	0	2	0	0	1	0	0	0	0	-5	
14 Drew Honas	01:20	0-1	0-1	0-0	0	0	0	0	0	0	0	0	0	0	0	0	0	0	
35 Joe Petrakis	01:20	0-0	0-0	0-0	0	0	0	0	0	0	0	0	0	0	0	0	0	0	
Team					1	0	1			0			1						
Totals		28-59	6-21	7-15	12	13	25	13	14	69	18	14	7	0	1	0	1	-31	

Shooting By Period		
1 st FG%	12-25	48.0%
3PT%	2-10	20.0%
FT%	1-3	33.3%
2 nd FG%	16-34	47.1%
3PT%	4-11	36.4%
FT%	6-12	50%
GM FG%	28-59	47.5%
3PT%	6-21	28.6%
FT%	7-15	46.7%

Dead Ball Rebounds: 2, 0

Technical Fouls: NONE

	Baylor	KState
Biggest lead	32 (2 nd 19:43)	0 (1 st 20:00)
Best Scoring Run	10 (1 st 14:59)	6 (2 nd 17:13)
Lead Changes	0	0
Times Tied	0	0
Time with Lead	39:20	00:00

Points from	Baylor	KState
Turnovers	21	8
Paint	38	34
Second Chance	14	13
Fast Breaks	12	2
Bench	33	34

	Period by Period Scoring		
	1st	2nd	TOT
Baylor	56	44	100
KState	27	42	69

GAME 6: #2 BAYLOR 99, UAPB 42



Official Basketball Box Score - Final
Ark.-Pine Bluff at Baylor
 12/21/20 Ferrell Center, Waco
 2020-21 Men's Basketball

Game Time: 7:00 PM
 Game Duration: 1:56
 Attendance: 2,350

Officials: Kipp Kissinger, Antinio Petty, Rick Crawford

Ark.-Pine Bluff - 42

Record: 1-8

NO.	Name	F/G	M-A	3P	M-A	FT	M-A	Rebounds			Fouls		TP	AS	TO	ST	Blocks		+/-			
								OR	DR	TOT	PF	FD					BS	BA				
3	Markedric Bell	F	28:50	3-9	0-1	0-0		1	2	3	5	0	6	1	2	1	2	0	-47			
1	Jalen Lynn	G	30:27	1-5	0-0	0-0		2	3	5	2	2	2	0	3	0	0	0	-36			
4	Joshuwan Johnson	G	29:02	0-8	0-5	4-4		0	0	0	0	4	4	3	4	0	0	1	-32			
21	Shaun Doss Jr.	G	37:14	9-20	3-5	4-8		3	7	10	2	6	25	2	3	0	1	1	-48			
23	Dequan Morris	G	27:59	2-7	0-0	1-1		4	5	9	1	1	5	0	7	0	0	1	-51			
15	Alvin Stredic Jr		15:24	0-2	0-0	0-0		0	0	0	5	0	0	1	1	0	0	0	-22			
22	Omar Parchman		17:21	0-1	0-0	0-0		1	2	3	0	1	0	1	1	0	0	0	-19			
0	Kshun Stokes		02:12	0-0	0-0	0-0		0	1	1	0	0	0	0	1	0	0	0	-7			
2	Travonta Doolittle		02:12	0-1	0-0	0-0		0	0	0	0	0	0	0	0	0	0	1	-7			
13	Robert Boyd		06:20	0-0	0-0	0-0		0	0	0	2	0	0	0	0	0	0	0	-11			
52	Kobe Hargrove		02:59	0-0	0-0	0-0		0	1	1	0	0	0	0	0	0	0	0	-5			
Team								1	2	3			0		1							
Totals								15-53	3-11	9-13	12	23	35	17	14	42	8	23	1	3	4	-57

Shooting By Period		
1 st FG%	5-26	19.2%
3PT%	1-5	20.0%
FT%	1-1	100%
2 nd FG%	10-27	37.0%
3PT%	2-6	33.3%
FT%	8-12	66.7%
GM FG%	15-53	28.3%
3PT%	3-11	27.3%
FT%	9-13	69.2%

Dead Ball Rebounds: 1, 0

Technical Fouls::NONE

Baylor - 99

Record: 6-0

NO.	Name	F/G	M-A	3P	M-A	FT	M-A	Rebounds			Fouls		TP	AS	TO	ST	Blocks		+/-			
								OR	DR	TOT	PF	FD					BS	BA				
0	Flo Thamba	F	16:39	2-3	0-0	0-0		2	6	8	1	1	4	1	1	1	1	0	25			
11	Mark Vital	F	11:32	2-5	0-0	0-0		1	4	5	0	1	4	1	0	1	2	0	23			
12	Jared Butler	G	23:10	6-14	1-3	1-2		0	4	4	0	1	14	7	1	2	0	0	31			
31	MaCio Teague	G	27:57	3-6	2-3	5-5		3	1	4	0	3	13	2	1	0	0	1	43			
45	Davion Mitchell	G	23:46	4-7	1-4	0-0		0	1	1	3	2	9	6	1	2	1	0	30			
4	LJ Cryer		24:21	4-7	4-6	3-4		0	0	0	2	3	15	2	0	2	0	0	37			
23	Jonathan Tchamwa Tchatchoua		17:19	5-8	0-0	0-0		4	4	8	4	0	10	1	0	0	0	0	21			
24	Matthew Mayer		18:51	5-9	1-3	1-2		1	2	3	1	3	12	3	1	1	0	0	22			
32	Zach Loveday		16:11	4-5	0-0	0-0		1	3	4	0	0	8	0	0	0	0	1	20			
5	Jordan Turner		13:34	1-5	1-3	4-4		1	3	4	2	2	7	2	0	0	0	1	21			
13	Jackson Moffatt		03:20	0-0	0-0	0-0		0	0	0	0	0	0	0	0	0	0	0	6			
35	Mark Paterson		03:20	1-2	1-1	0-0		0	0	0	1	1	3	0	0	0	0	0	6			
Team								0	1	1			0		0							
Totals								37-71	11-23	14-17	13	29	42	14	17	99	25	5	9	4	3	57

Shooting By Period		
1 st FG%	24-40	60.0%
3PT%	5-10	50.0%
FT%	2-4	50%
2 nd FG%	13-31	41.9%
3PT%	6-13	46.2%
FT%	12-13	92.3%
GM FG%	37-71	52.1%
3PT%	11-23	47.8%
FT%	14-17	82.4%

Dead Ball Rebounds: 1, 0

Technical Fouls::NONE

	UAPB	BU
Biggest lead	0 (1 st 20:00)	58 (2 nd 1:39)
Best Scoring Run	7 (2 nd 7:58)	20 (1 st 5:01)
Lead Changes	0	
Times Tied	0	
Time with Lead	00:00	38:51

Points from	UAPB	BU
Turnovers	4	28
Paint	16	48
Second Chance	4	21
Fast Breaks	2	23
Bench	0	55

	Period by Period Scoring		
	1st	2nd	TOT
UAPB	12	30	42
BU	55	44	99

GAME 7: #2 BAYLOR 93, CENTRAL ARKANSAS 56



Official Basketball Box Score - Final

Central Ark. at Baylor

12/29/20 Ferrell Center, Waco
2020-21 Men's Basketball

Game Time: 3:00 PM

Game Duration: 1:53

Officials: Doug Sirmons, Jeb Hartness, Amy Bonner

Central Ark. - 56

Record: 1-7

NO.	Name	Min	FG		3P	FT		Rebounds			Fouls		TP	AS	TO	ST	Blocks		+/-
			M-A	M-A	M-A	OR	DR	TOT	PF	FD	BS	BA							
13	Eddy Kayouloud	F 25:33	6-11	2-6	0-2	0	5	5	3	1	14	2	4	0	1	0	-20		
23	Samson George	F 16:11	1-1	0-0	1-2	0	1	1	1	1	3	1	3	0	0	0	-21		
24	Jared Chatham	F 25:34	1-9	0-1	0-0	3	3	6	1	1	2	3	2	1	0	2	-31		
34	Jaxson Baker	G 30:06	2-8	1-5	0-0	0	2	2	2	1	5	3	3	0	0	0	-17		
55	Deandre Jones	G 31:58	6-13	6-9	1-1	0	7	7	1	3	19	2	3	3	0	0	-40		
00	SK Shittu	15:25	0-3	0-0	0-0	1	0	1	1	0	0	1	2	1	1	0	-17		
5	Masai Olowokere	28:23	3-9	2-3	0-0	0	4	4	2	0	8	1	5	0	0	1	-23		
32	Churchill Bounds	07:17	1-2	0-0	0-0	1	2	3	0	0	2	1	0	0	2	0	0		
20	Brendan Simmons	07:48	1-2	1-1	0-0	0	0	0	0	1	3	1	2	0	0	0	-8		
21	Jonas Munson	10:43	0-2	0-1	0-0	0	3	3	0	1	0	1	0	0	0	0	-8		
12	Trey South	01:02	0-0	0-0	0-0	0	0	0	0	0	0	0	0	0	0	0	0		
Team								2	1	3			0						
Totals			21-60	12-26	2-5	7	28	35	11	9	56	16	24	5	4	3	-37		

Shooting By Period		
1st	FG%	13-32 40.6%
	3PT%	8-15 53.3%
	FT%	1-2 50%
2nd	FG%	8-28 28.6%
	3PT%	4-11 36.4%
	FT%	1-3 33.3%
GM	FG%	21-60 35.0%
	3PT%	12-26 46.2%
	FT%	2-5 40.0%

Dead Ball Rebounds: 1, 0

Technical Fouls: NONE

Baylor - 93

Record: 7-0

NO.	Name	Min	FG		3P	FT		Rebounds			Fouls		TP	AS	TO	ST	Blocks		+/-
			M-A	M-A	M-A	OR	DR	TOT	PF	FD	BS	BA							
0	Flo Thamba	F 13:57	1-1	0-0	0-0	0	6	6	0	1	2	0	0	0	0	1	0	30	
11	Mark Vital	F 20:49	1-7	0-2	0-0	0	1	1	3	1	2	2	0	0	1	0	22		
12	Jared Butler	G 22:17	6-11	3-5	2-2	1	2	3	0	2	17	5	2	1	0	1	24		
31	MaCio Teague	G 26:29	9-13	2-5	0-0	0	3	3	0	1	20	1	1	2	0	1	32		
45	Davion Mitchell	G 23:34	2-3	2-2	0-0	2	4	6	1	0	6	12	4	3	0	0	39		
23	Jonathan Tchamwa Tchatchoua	20:17	6-6	0-0	1-2	1	10	11	0	3	13	0	1	0	0	0	14		
10	Adam Flagler	16:08	4-7	2-5	0-0	0	0	0	2	1	10	3	1	2	0	0	10		
24	Matthew Mayer	14:06	4-6	2-3	3-4	0	1	1	2	2	13	0	0	4	1	0	16		
4	LJ Cryer	21:31	3-8	1-5	0-0	0	0	0	0	0	7	2	1	1	0	0	10		
32	Zach Loveday	08:20	0-3	0-1	0-0	0	2	2	0	0	0	0	0	0	0	0	-5		
5	Jordan Turner	07:21	1-3	1-2	0-0	1	2	3	1	0	3	0	0	0	0	0	-2		
13	Jackson Moffatt	02:40	0-3	0-0	0-0	1	0	1	0	0	0	0	0	0	0	1	-2		
35	Mark Paterson	02:31	0-3	0-0	0-0	1	1	2	0	0	0	0	0	1	0	1	-3		
Team								2	2	4			0						
Totals			37-74	13-30	6-8	9	34	43	9	11	93	25	10	14	3	4	37		

Shooting By Period		
1st	FG%	19-34 55.9%
	3PT%	10-19 52.6%
	FT%	5-6 83.3%
2nd	FG%	18-40 45.0%
	3PT%	3-11 27.3%
	FT%	1-2 50%
GM	FG%	37-74 50.0%
	3PT%	13-30 43.3%
	FT%	6-8 75.0%

Dead Ball Rebounds: 2, 0

Technical Fouls: Flagler 2nd 8:28

	UCA	BU
Biggest lead	0 (1 st 20:00)	43 (2 nd 8:28)
Best Scoring Run	7 (1 st 2:39)	18 (2 nd 13:36)
Lead Changes	0	
Times Tied	0	
Time with Lead	00:00	39:41

	UCA	BU
Points from		
Turnovers	9	31
Paint	14	40
Second Chance	6	8
Fast Breaks	1	23
Bench	13	46

	Period by Period Scoring		
	1st	2nd	TOT
UCA	35	21	56
BU	53	40	93

GAME 8: #2 BAYLOR 105, ALCORN STATE 76



Official Basketball Box Score - Final

Alcorn at Baylor

12/30/20 Ferrell Center, Waco
2020-21 Men's Basketball

Game Time: 2:00 PM

Game Duration: 2:36

Attendance: 2,350

Officials: Darron George, Michael Greenstein, Marques Pettigrew

Alcorn - 76

Record: 0-5

NO. Name	Min	FG			Rebounds			Fouls		TP	AS	TO	ST	Blocks		+/-
		M-A	3P-M-A	FT-M-A	OR	DR	TOT	PF	FD					BS	BA	
4 Anthony Fairley	F 13:22	1-1	0-0	0-0	0	3	3	5	0	2	1	1	0	1	0	-19
5 Tyree Corbett	F 30:21	9-15	2-3	4-4	5	2	7	4	4	24	0	1	4	0	0	-7
1 Kurk Lee	G 02:52	1-2	0-0	0-0	0	0	0	0	0	2	0	0	0	0	0	2
24 Arne Morris	G 10:41	1-2	0-0	0-0	1	0	1	0	0	2	0	0	0	0	0	-16
55 Jacoby Ross	G 15:35	0-2	0-1	0-0	0	0	0	0	0	0	0	5	0	0	0	-25
30 Byron Joshua	33:32	5-14	1-2	1-7	2	3	5	4	7	12	8	6	1	0	5	-19
3 David Pierce	30:24	3-9	0-6	7-8	0	1	1	3	4	13	0	1	1	0	0	-30
10 Kobe Wilson	16:06	1-1	0-0	1-1	1	2	3	2	1	3	1	0	2	0	0	-28
13 Oddyst Walker	20:54	1-3	1-2	6-6	3	0	3	1	3	9	0	1	1	0	0	-7
15 Malik Hardmon	10:19	0-1	0-0	1-2	0	0	0	2	1	1	0	0	0	0	0	-10
2 Myson Lowe	15:54	2-3	2-3	2-5	1	1	2	0	3	8	0	1	0	0	0	14
Team					1	2	3			0		2				
Totals		24-53	6-17	22-33	14	14	28	21	23	76	10	18	9	1	5	-29

Shooting By Period		
1 st FG%	11-21	52.4%
3PT%	1-5	20.0%
FT%	4-5	80%
2 nd FG%	13-32	40.6%
3PT%	5-12	41.7%
FT%	18-28	64.3%
GM FG%	24-53	45.3%
3PT%	6-17	35.3%
FT%	22-33	66.7%

Dead Ball Rebounds: 7, 0

Technical Fouls::NONE

Baylor - 105

Record: 8-0

NO. Name	Min	FG			Rebounds			Fouls		TP	AS	TO	ST	Blocks		+/-
		M-A	3P-M-A	FT-M-A	OR	DR	TOT	PF	FD					BS	BA	
0 Flo Thamba	F 16:05	2-3	0-0	4-5	2	4	6	3	4	8	0	0	0	1	0	24
11 Mark Vital	F 16:41	2-5	0-1	1-2	1	0	1	2	0	5	2	0	2	0	0	18
12 Jared Butler	G 20:18	6-8	3-4	2-2	0	0	0	2	1	17	3	1	1	0	0	30
31 MaCio Teague	G 19:48	4-9	2-7	8-8	2	0	2	0	4	18	3	0	1	0	0	22
45 Davion Mitchell	G 28:04	3-5	1-2	3-3	1	2	3	3	3	10	10	3	3	2	0	16
10 Adam Flagler	22:38	2-6	1-2	0-0	2	1	3	1	0	5	0	1	1	0	1	19
23 Jonathan Tchamwa Tchatchoua	18:13	3-5	0-0	0-1	3	5	8	0	3	6	0	1	0	0	0	12
4 LJ Cryer	18:32	0-6	0-5	2-4	1	0	1	1	2	2	2	4	1	0	0	10
24 Matthew Mayer	15:27	5-7	2-3	2-2	3	2	5	1	1	14	1	0	1	0	0	28
32 Zach Loveday	10:12	4-4	0-0	2-2	0	1	1	4	2	10	0	1	0	2	0	-12
5 Jordan Turner	08:15	3-4	3-3	1-2	1	2	3	5	1	10	1	0	0	0	0	-5
13 Jackson Moffatt	03:45	0-1	0-1	0-0	0	1	1	0	0	0	1	0	0	0	0	-12
30 Mark Paterson	02:02	0-0	0-0	0-0	0	1	1	1	0	0	0	1	0	0	0	-5
Team					2	0	2			0		0				
Totals		34-63	12-28	25-31	18	19	37	23	21	105	23	12	10	5	1	29

Shooting By Period		
1 st FG%	20-35	57.1%
3PT%	7-15	46.7%
FT%	12-14	85.7%
2 nd FG%	14-28	50.0%
3PT%	5-13	38.5%
FT%	13-17	76.5%
GM FG%	34-63	54.0%
3PT%	12-28	42.9%
FT%	25-31	80.6%

Dead Ball Rebounds: 3, 0

Technical Fouls::NONE

	ALC	BU
Biggest lead	4 (1 st 16:28)	44 (2 nd 10:51)
Best Scoring Run	9 (2 nd 2:36)	17 (2 nd 10:51)
Lead Changes	4	
Times Tied	2	
Time with Lead	02:40	35:59

	ALC	BU
Points from		
Turnovers	17	31
Paint	24	40
Second Chance	17	18
Fast Breaks	21	31
Bench	46	47

	Period by Period Scoring		
	1st	2nd	TOT
ALC	27	49	76
BU	59	46	105

THE LAST TIME ...

THE LAST TIME A BAYLOR TEAM...

Scored 110 Points.....	112 vs. Louisiana-Lafayette (11/28/20)
Scored 100 Points.....	112 vs. Louisiana-Lafayette (11/28/20)
Scored 100 Points on the Road.....	100 at Kansas State (12/19/20)
Scored Fewer than 50 Points.....	44 at Kansas (1/14/13)
Shot 65 pct from floor.....	66.1 (41-62) vs. Texas Southern (12/14/17)
Shot 60 pct from floor.....	60.8 (31-51) vs. PVAMU (11/12/18)
Shot less than 30 pct from floor.....	29.8 (17-57) at TCU (1/10/15)
Shot 65 pct from 3FG.....	70.6 (12-17) vs. Central Arkansas (11/10/17)
Shot 60 pct from 3FG.....	60.0 (15-25) at Oklahoma State (1/14/19)
Shot less than 15 pct from 3FG.....	.111 (2-18) vs. Ole Miss (11/23/18)
Shot less than 10 pct from 3FG.....	.083 (1-12) vs. TCU (1/2/18)
Made 15 3-point field goals.....	15 at Kansas State (12/19/20)
Failed to make a 3FG.....	0-8 at Texas Tech (2/21/90)
Shot 95 pct from FT line.....	100.0 (9-9) at Oklahoma State (2/6/18)
Shot 90 pct from FT line.....	93.8 (15-16) at Florida (1/25/20)
Shot less than 40 pct from FT line.....	27.3 (3-11) vs. Texas Southern (1/6/18)
Had 60 Rebounds.....	60 vs. Huston-Tillotson (1/21/15)
Had 55 Rebounds.....	58 vs. Savannah State (12/17/17)
Had 50 Rebounds.....	50 vs. Washington (11/29/20)
Had 25 Offensive Rebounds.....	26 vs. Kansas (1/12/19)
Had 20 Offensive Rebounds.....	21 vs. Washington (11/29/20)
Had 40 Defensive Rebounds.....	43 vs. Savannah State (12/17/17)
Had 35 Assists.....	40 vs. Hardin-Simmons (12/16/15)
Had 30 Assists.....	32 vs. Savannah State (12/17/17)
Had 25 Assists.....	25 vs. Central Arkansas (12/29/20)
Had 25 Turnovers.....	29 at West Virginia (1/10/17)
Had 20 Turnovers.....	20 vs. SFA (12/9/20)
Had fewer than 7 Turnovers.....	5 vs. UAPB (12/21/20)
Had fewer than 5 Turnovers.....	4 at West Virginia (2/22/14)
Had 16 Steals.....	16 vs. Savannah State (11/23/15)
Had 15 Steals.....	15 vs. Texas State (11/15/19)
Had 12 Steals.....	14 vs. Central Arkansas (12/29/20)
Had 12 Blocked Shots.....	12 vs. Louisiana-Lafayette (11/28/20)
Had 10 Blocked Shots.....	10 vs. TCU (2/2/19)
Had no Blocked Shots.....	at West Virginia (1/21/19)
Had two 20-point scorers.....	MaCio Teague (23), Davion Mitchell (20) at Kansas State (12/19/20)
Had two 25-point scorers.....	Jo Lual-Acuil Jr. (31), Manu Lecomte (25) vs. Savannah State (12/17/17)
Had seven double-figure scorers.....	vs. Long Beach State (3/20/13)
Had six double-figure scorers.....	vs. Kansas State (1/22/18)
Had all five starters score in double figures.....	vs. Oklahoma State (2/8/20)
Had all five starters score 15+ points.....	vs. Central Arkansas (11/10/17)
Had no players score in double figures.....	vs. Texas A&M (3/5/08)
Had no starters score in double figures.....	at Kansas State (3/3/18)
Had four players score 15+ points.....	vs. Louisiana-Lafayette (11/28/20)
Had five players score 15+ points.....	vs. Central Arkansas (11/10/17)
Had four players score 18+ points.....	vs. Savannah State (12/17/17)
Had four players with 5+ assists.....	vs. Savannah State (12/17/17)
Had two double-doubles.....	MaCio Teague (23p/10r), Jared Butler (14p/13a) at Kansas State (12/19/20)
Had two double-figure rebounders.....	Mark Vital (14), Mario Kegler (10) vs. West Virginia (2/23/19)
Scored 50-plus points in first half.....	53 vs. Central Arkansas (12/29/20)
Scored 50-plus points in first half on road.....	56 at Kansas State (12/19/20)
Scored 50-plus points in second half.....	51 vs. Illinois (12/2/20)
Scored 50-plus points in both halves.....	vs. Louisiana-Lafayette (11/28/20)
Scored 60-plus points in first half.....	61 vs. Savannah State (12/17/17)
Scored 60-plus points in second half.....	60 at Iowa State (1/9/16)
Scored fewer than 20 points in 1st half.....	15 at Wichita State (12/1/18)
Scored fewer than 20 points in 2nd half.....	19 vs. Butler (12/20/19)
Overcame a 20-point deficit to win.....	vs. Louisville, trailed 32-10, won 66-63 (11/25/16)
Overcame a 15-pt deficit with less than 10 min left to win.....	vs. Texas, trailed 55-36, won 84-83 (2/27/19)
Overcame a 20-point deficit.....	vs. Mississippi State, trailed 40-20 (3/18/18)
Overcame a 15-point halftime deficit to win.....	vs. Louisville, trailed 39-24, won 66-63 (11/25/16)
Overcame a 10-point halftime deficit to win.....	vs. Texas, trailed 40-29, won 84-83 (2/27/19)
Overcame a 10-point 2nd half deficit to win on the road.....	at OSU, trailed 47-35, won 75-68 (1/18/20)
Won an OT game.....	71-68 vs. Texas Tech (3/2/20)
Lost an OT game.....	78-81 vs. TCU (1/2/18)
Won a 2OT game.....	74-73 at Texas (2/12/18)
Lost a 2OT game.....	84-91 to Colorado (3/13/08)
Won a 3OT game.....	Never
Lost a 3OT game.....	93-97 at SMU (1/9/88)
Won a 4OT game.....	96-95 vs. North Texas (12/17/88)
Lost a 4OT game.....	Never
Won a 5OT game.....	116-110 at Texas A&M (1/23/08)
Lost a 5OT game.....	Never

THE LAST TIME A BAYLOR PLAYER...

Recorded a Triple-Double (Pts/Reb/Ast).....	Kenny Chery (20/10/12) vs. Kansas State (2/15/14)
Recorded a Triple-Double (Pts/Reb/Blk).....	Ekpe Udoh (18/17/10) vs. Morgan State (1/6/10)
Recorded a Double-Double Before Halftime.....	King McClure (12p/10r) vs. George Mason (11/24/18)
Scored 35 Points.....	Makai Mason (40) vs. TCU (2/2/19)
Scored 30 Points.....	Jared Butler (30) vs. Central Arkansas (1/15/19)
Scored 30 Points in a Road Game.....	Jared Butler (31) at Kansas (3/9/19)
Scored 20 Points in a 1st Half.....	King McClure (20) at Oklahoma State (1/14/19)
Scored 25 Points in a 2nd Half.....	Makai Mason (27) vs. TCU (2/2/19)
Scored 20 Points in a 2nd Half.....	Jared Butler (23) at Kansas (3/9/19)
Scored 30 Points off the Bench.....	Nuni Omot (30) at Kansas State (3/3/18)
Scored 25 Points off the Bench.....	Terry Maston (26) vs. Mississippi State (3/18/18)
Scored 20 Points off the Bench.....	Devonte Bando (22) vs. West Virginia (2/23/19)
Made 5+ 3-pointers in a 1st Half.....	King McClure (6-7) at Oklahoma State (1/14/19)
Made 5+ 3-pointers in a 2nd Half.....	Makai Mason (6-8) vs. TCU (2/2/19)
Had 20 Rebounds.....	Jo Lual-Acuil Jr. (20) vs. Savannah State (12/17/17)
Had 15 Rebounds.....	Mark Vital (15) vs. Washington (11/29/20)
Had 8+ Offensive Rebounds.....	Freddie Gillespie (8) vs. Texas Tech (3/2/20)
Had 9+ Offensive Rebounds.....	Mark Vital (9) at Arizona (12/15/18)
Had 12 Rebounds in a Half.....	Johnathan Motley (14 in 2nd half) vs. Texas (1/17/17)
Had 10 Rebounds in a Half.....	King McClure (10 in 1st half) vs. George Mason (11/24/18)
Had 13+ Assists.....	Jared Butler (13) at Kansas State (12/19/20)
Had 10+ Assists.....	Davion Mitchell (12) vs. Central Arkansas (12/29/20)
Had 10+ Assists and 0 Turnovers.....	Jake Lindsey (11 AST/0 TO) vs. Kansas State (3/9/17)
Had 6 Blocked Shots.....	Freddie Gillespie (6) vs. TCU (2/1/20)
Had 7 Blocked Shots.....	Jo Lual-Acuil Jr. (7) vs. Oklahoma (2/21/17)
Had 5 Steals.....	Jared Butler (5) vs. Ohio (11/21/19)
Had 6 Steals.....	Lester Medford (7) vs. Savannah State (11/23/15)
Played 40+ Minutes.....	Devonte Bando (43), Davion Mitchell (41), Jared Butler (40) vs. TTU (3/2/20)
Played 45+ Minutes.....	Jo Lual-Acuil Jr. (48) & Manu Lecomte (46) at Texas (2/12/18)
Made a Game-Winning Shot.....	Terry Maston (2FG) vs. Texas Tech, 59-57 (2/17/18)
Made a Game-Winning Shot in Final 10 Seconds.....	Jo Lual-Acuil Jr. (Dunk) at Texas, 74-73 2ot (2/12/18)
Made a Game-Winning Shot at Buzzer.....	Lester Medford (3FG) at Texas Tech, 63-60 (1/16/16)
Made a Game-Winning FT in Final 10 Seconds.....	Mario Kegler vs. Texas, 84-83 OT (2/29/19)

THE LAST TIME A BAYLOR OPPONENT...

Scored 100 Points.....	102 at Kansas (1/2/16)
Scored 90 Points.....	90 vs. Kansas State (1/22/18)
Scored Fewer than 50 Points at Home.....	45 at Texas (2/10/20)
Scored Fewer than 50 Points on the Road.....	42 vs. UAPB (12/21/20)
Scored Fewer than 40 Points.....	39 vs. McNeese State (11/14/14)
Won by 30 Points.....	40 at Oklahoma (1/20/07)
Shot 65 pct from floor.....	66.1 (39-59) at Oklahoma (2/26/05)
Shot 60 pct from floor.....	62.0 (31-50) vs. Oklahoma (1/23/16)
Shot less than 25 pct from floor.....	23.4 (11-47) vs. Prairie View A&M (12/2/15)
Shot 55 pct from 3FG.....	55.7 (15-27) vs. Texas (2/27/19)
Shot less than 15 pct from 3FG.....	.111 (1-9) vs. SFA (12/9/20)
Made 15 3-point field goals.....	15 vs. Texas (2/27/19)
Shot 95 pct from FT line.....	95.7 (22-23) at Ole Miss (1/28/17)
Shot less than 40 pct from FT line.....	33.3 (5-15) vs. Texas (1/4/20)
Had 50 Rebounds.....	62 vs. Wake Forest [Anaheim] (11/30/08)
Had fewer than 20 Rebounds.....	19 vs. Washington (11/29/20)
Had 20 Offensive Rebounds.....	20 vs. Wagner (3/13/18)
Had 25 Assists.....	29 vs. Oklahoma (1/23/16)
Had 25 Turnovers.....	35 vs. SFA (12/9/20)
Had fewer than 5 Turnovers.....	4 at West Virginia (2/22/14)
Had 13 Steals.....	15 at West Virginia (1/10/17)
Had 12 Steals.....	12 vs. West Virginia (3/9/17)
Had 12+ Blocked Shots.....	13 vs. West Virginia (2/20/18)
Had 10+ Blocked Shots.....	10 at Kansas (1/11/20)
Had no Blocked Shots.....	at Kansas State (12/19/20)
Had two 20-point scorers.....	Cedric Russell (26), Theo Akwuba (22) vs. ULL (11/28/20)
Had three 20-point scorers.....	Abdel Nader (26), Georges Niang (24), Monte Morris (20) vs. Iowa State (2/16/16)
Had five double-figure scorers.....	vs. Oklahoma State (2/8/20)
Had four 15+ point scorers.....	at Texas (2/12/18)
Had no double-figure scorers.....	vs. Iowa State (1/15/20)
Had two double-figure rebounders.....	Kenrich Williams (12), Vlad Brodzianski (10) at TCU (1/21/17)
Scored 50-plus points in 1st half.....	51 at Texas A&M (12/19/15)
Scored 50-plus points in 2nd half.....	52 at West Virginia (3/7/20)
Scored 20 points or fewer in 1st half at home.....	16 at Texas (2/8/20)
Scored 20 points or fewer in 1st half on road.....	12 vs. UAPB (12/21/20)
Scored 20 points or fewer in 2nd half.....	20 vs. Texas (1/6/18)
Failed to make a 3FG.....	vs. Oklahoma, 0-12 (2/25/12)

THE LAST TIME A BAYLOR OPPOSING PLAYER

Scored 30 Points.....	Brandon Clarke (36) vs. Gonzaga (3/23/19)
Had 20 Rebounds.....	Jamahl Mosley (20) vs. Colorado [Kansas City] (3/8/01)
Had 15 Rebounds.....	Udoka Azubuike (19) vs. Kansas (2/22/20)
Had 10 Assists.....	Courtney Ramey (10) vs. Texas (2/27/19)
Had 8 Turnovers.....	Trae Young (8) vs. Oklahoma (2/27/18)
Had 7 Turnovers.....	Roti Ware (7) vs. SFA (12/9/20)
Had 8 Blocked Shots.....	Sagaba Konate (8) vs. West Virginia (2/20/18)
Had 7 Blocked Shots.....	Udoka Azubuike (7) at Kansas (1/11/20)
Had 5 Steals.....	Dedric Lawson (5) vs. Kansas (1/12/19)
Had 6 Steals.....	Jevon Carter (6) vs. West Virginia (3/9/18)

2020-21 INDIVIDUAL SUPERLATIVES

CATEGORY	BAYLOR	OPPONENT
Points Scored	23, MaCio Teague at K-State (12/19)	26, Cedric Russell vs. ULL (11/28)
Field Goals Made	9, MaCio Teague vs. ULL (11/28) & vs. UCA (12/29)	10, Cedric Russell vs. ULL (11/28)
FGs Attempted	18, MaCio Teague vs. ULL (11/28) 18, Jared Butler vs. Illinois (12/2)	20, Shaun Doss vs. UAPB (12/21)
Highest FG % (min 5 made)	1.000 (6-6), Jonathan Tchamwa Tchatchoua vs. UCA (12/29)	1.000 (9-9), Theo Akwuba vs. ULL (11/28) 1.000 (9-9), Antonio Gordon at K-State (12/19)
3-Point FGs Made	6, Davion Mitchell at K-State (12/19)	6, Deandre Jones vs. Central Arkansas (12/29)
3-Point FGs Attempted	10, Davion Mitchell at K-State (12/19)	9, Deandre Jones vs. Central Arkansas (12/29)
3-Point FG % (min 5 att)	.800 (4-5), Davion Mitchell vs. Illinois (12/2) .714 (5-7), LJ Cryer vs. ULL (11/28)	.667 (6-9), Deandre Jones vs. Central Arkansas (12/29)
Free Throws Made	8, MaCio Teague vs. Alcorn State (12/30)	7, David Pierce vs. Alcorn State (12/30)
Free Throws Attempted	8, MaCio Teague vs. Alcorn State (12/30)	8, Shaun Doss vs. UAPB (12/21) 8, David Pierce vs. Alcorn State (12/30)
Free Throw % (min 7 att)	1.000 (8-8), MaCio Teague vs. Alcorn State (12/30)	.875 (7-8), David Pierce vs. Alcorn State (12/30)
Offensive Rebounds	7, Mark Vital vs. Washington (11/29)	5, Tyree Corbett vs. Alcorn State (12/30)
Defensive Rebounds	10, Jonathan Tchamwa Tchatchoua vs. UCA (12/29)	7, Shaun Doss vs. UAPB (12/21) 7, Deandre Jones vs. Central Arkansas (12/29)
Total Rebounds	15, Mark Vital vs. Washington (11/29)	10, Shaun Doss vs. UAPB (12/21)
Assists	13, Jared Butler at K-State (12/19) 12, Davion Mitchell vs. UCA (12/29)	8, Byron Joshua vs. Alcorn State (12/30)
Turnovers	4, Davion Mitchell, three times 4, Mark Vital vs. Washington (11/29) & vs. SFA (12/9) 4, LJ Cryer vs. Alcorn State (12/30)	7, Roti Ware vs. SFA (12/9) 7, Dequan Morris vs. UAPB (12/21)
Blocked Shots	3, Mark Vital vs. Washington (11/29)	4, Nate Roberts vs. Washington (11/29)
Steals	4, Davion Mitchell vs. SFA (12/9) 4, Matthew Mayer vs. Central Arkansas (12/29)	4, Tyree Corbett vs. Alcorn State (12/30)
Minutes Played	37, MaCio Teague at K-State (12/19)	38, Ayo Dosunmu vs. Illinois (12/2)
Fouls Drawn	6, Davion Mitchell vs. ULL (11/28)	7, Byron Joshua vs. Alcorn State (12/30)
Plus-Minus	+43, MaCio Teague vs. UAPB (12/21)	-1, Nate Pryor vs. Washington (11/29)

2020-21 TEAM SUPERLATIVES

BAYLOR HIGH	BAYLOR LOW	CATEGORY	OPPONENT HIGH	OPPONENT LOW
112 vs. ULL (11/28)	82 vs. Illinois (12/2)	Points Scored	82 vs. ULL (11/28)	42 vs. UAPB (12/21)
59 vs. Alcorn State (12/30)	31 vs. Illinois (12/2)	Points, 1st Half	40 vs. ULL (11/28)	12 vs. UAPB (12/21)
59 vs. ULL (11/28)	40 vs. UCA (12/29)	Points, 2nd Half	49 vs. Alcorn State (12/30)	21 vs. UCA (12/29)
—	—	Points/Overtime	—	—
45 vs. ULL (11/28)	25 vs. SFA (12/9)	Field Goals Made	32 vs. ULL (11/28)	15 vs. UAPB (12/21)
80 vs. ULL (11/28)	51 vs. SFA (12/9)	Field Goal Attempts	61 vs. ULL (11/28)	44 vs. SFA (12/9)
.578 (37-64) at K-State (12/19)	.455 (30-66) vs. Illinois (12/2)	FG Percentage	.525 (32-61) vs. ULL (11/28)	.283 (15-53) vs. UAPB (12/21)
15 vs. ULL (11/28) & at KSU (12/19)	7 vs. Illinois (12/2)	3-Point FGs Made	12 vs. UCA (12/29)	1 vs. SFA (12/9)
32 at K-State (12/19)	18 vs. Illinois (12/2)	3-Point FG Attempts	26 vs. UCA (12/29)	9 vs. SFA (12/9)
.556 (15-27) vs. ULL (11/28)	.389 (7-18) vs. Illinois (12/2)	3-Point FG Percentage	.462 (12-26) vs. UCA (12/29)	.111 (1-9) vs. SFA (12/9)
25 vs. Alcorn State (12/30)	5 vs. Washington (11/29)	Free Throws Made	22 vs. Alcorn State (12/30)	2 vs. UCA (12/29)
31 vs. Alcorn State (12/30)	8 vs. UCA (12/29)	Free Throw Attempts	33 vs. Alcorn State (12/30)	5 vs. UCA (12/29)
.889 (24-27) vs. SFA (12/9)	.454 (5-11) vs. Washington (11/29)	Free Throw Percentage	.750, twice	.400 (2-5) vs. UCA (12/29)
21 vs. Washington (11/29)	7 vs. SFA (12/9)	Offensive Rebounds	14 vs. Alcorn State (12/30)	5 vs. Washington (11/29)
34 vs. UCA (12/29)	19 vs. Alcorn State (12/30)	Defensive Rebounds	28 vs. UCA (12/29)	13 at K-State (12/19)
50 vs. Washington (11/29)	28 vs. SFA (12/9)	Total Rebounds	35, three times	19 vs. Washington (11/29)
25, three times	14 vs. Illinois (12/2)	Assists	18 at K-State (12/19)	4 vs. SFA (12/9)
20 vs. SFA (12/9)	5 vs. UAPB (12/21)	Turnovers	35 vs. SFA (12/9)	12 vs. Illinois (12/2)
6 vs. Washington (11/29)	1 vs. ULL (11/28) & at K-State (12/19)	Blocked Shots	6 vs. Washington (11/29)	1 vs. Alcorn State (12/30)
14 vs. SFA (12/9) & vs. UCA (12/29)	3 vs. Washington (11/29)	Steals	10 vs. SFA (12/9)	1 vs. UAPB (12/21)
23 vs. Alcorn State (12/30)	9 vs. UCA (12/29)	Fouls	26 vs. SFA (12/9)	11 vs. UCA (12/29)



2020-21

8-0

BIG 12

1-0

AP

2nd

COACHES

2nd

NET

-

#2/2 BAYLOR at IOWA STATE | GAME 9
Jan. 2, 2021 (Ames, Iowa / Hilton Coliseum)

Baylor Broadcast Notes

0
4
5
10
11
12
13
23
24
31
32
35
45



Flo Thamba

F • 6-10 • 245 • Jr. • Kinshasa, Congo

	MIN	PTS	REB	BLK	FG%	3FG%	FT%
SEA	15.4	3.9	4.6	0.5	.688	.000	.474
B12	18.0	3.0	7.0	0.0	1.000	.000	.333
CAR	10.4	2.2	2.5	0.6	.549	.000	.532

- Junior big man with 7-foot-5 wingspan, originally from Democratic Republic of the Congo
- Started all 8 games this season after playing 19 of 30 games off bench last year (11 DNP's)
- Splitting time with Tchatchoua at 5-spot; played in 52 games off bench (12 DNP's) over first 2 seasons
- Had 6 offensive rebounds of win at Kansas State (12/19), then career-high 8 rebounds vs. UABP (12/21)
- Born in Congo, lived in England, France and South Africa, emigrated to United States in 2014



LJ Cryer

G • 6-1 • 185 • Fr. • Katy, Texas

	MIN	PTS	REB	AST	FG%	3FG%	FT%
SEA	18.1	7.9	0.9	1.9	.447	.433	.667
B12	19.0	8.0	1.0	3.0	.600	.500	.000
CAR	18.1	7.9	0.9	1.9	.447	.433	.667

- True freshman guard from Katy, Texas, ranked as nation's No. 12 PG in 2020 HS class by ESPN
- Came off bench for 17 points and 2 steals in 15 minutes of first collegiate game vs. Louisiana
- Led team with 15 points in 24 minutes off bench in Dec. 21 win over UABP
- Scored 3,488 points over high school career, 5th-most all-time in Texas public schools
- Averaged 34.2 points, 5.3 assists and 2.4 steals as HS senior, earning Class 6A All-State honors



Jordan Turner

G/F • 6-8 • 195 • RFr. • Houston, Texas

	MIN	PTS	REB	AST	FG%	3FG%	FT%
SEA	6.2	3.3	1.7	0.5	.385	.625	.833
B12	-	-	-	-	-	-	-
CAR	6.2	3.3	1.7	0.5	.385	.625	.833

- Redshirt freshman wing from Houston, attended Sunrise Christian in Bel Air, Kan.
- Took voluntary redshirt during 2019-20 season, participated on team's practice squad
- Last 3 Games Played: Combined for 20 points, 10 rebounds in 29 minutes off bench (5-of-8 on 3FGs)
- Ranked No. 11 recruit in Texas and No. 24 SF nationally in 2019 signing class by ESPN
- Twin brother, Jalyr, is sophomore on Central Oklahoma basketball squad



Adam Flagler

G • 6-3 • 180 • So. • Duluth, Ga.

	MIN	PTS	REB	AST	FG%	3FG%	FT%
SEA	23.7	12.7	2.3	2.5	.505	.486	.765
B12	-	-	-	-	-	-	-
CAR	29.7	15.4	3.2	1.4	.448	.394	.839

- Third-year sophomore, transfer from Presbyterian; led PG with 15.9 PPG as freshman in 2018-19
- Made 3FG in all 42 collegiate games, nation's 4th-longest active streak; multiple 3 FGs in 10 of last 11
- Posted game-high 18 points off bench (11 in 2nd half) in win over No. 5 Illinois (12/2/20)
- 2.5 AST-TO (15a/6t) ratio this year after 1.07 A:T (45a/42t) as freshman at Presbyterian in 2018-19
- 10+ points off bench in 5 of 6 games at Baylor; has scored 10+ points in 37 of 42 career games



Mark Vital (VYE-tuhl)

G/F • 6-5 • 250 • Sr. • Lake Charles, La.

	MIN	PTS	REB	AST	FG%	3FG%	FT%
SEA	19.8	5.1	4.9	1.5	.409	.000	.556
B12	19.0	7.0	2.0	0.0	.750	.000	.500
CAR	25.4	6.6	6.2	2.0	.464	.132	.497

- Bruising 5th-year forward, two-time All-Big 12 honoree and Big 12 All-Defensive Team selection
- Elected to return for final year to complete college degree, will become family's first college graduate
- 15 rebounds, 8 pts, 4 assts, 3 blks vs. Washington, matching UW players' combined rebounds (15-15)
- 1 of 4 finalists for 2020 Naismith Trophy Defensive Player of Year
- Named Captain of The Athletic's Seth Davis' 21st annual All-Glue Team in 2019-20




Jared Butler

G • 6-3 • 195 • Jr. • Reserve, La.

	MIN	PTS	REB	AST	FG%	3FG%	FT%
SEA	25.5	15.4	3.1	5.9	.505	.486	.765
B12	30.0	14.0	5.0	13.0	.500	.333	.667
CAR	28.1	13.2	3.2	3.3	.421	.378	.782

- 2020 All-American (3rd Team), went through draft process and elected to return for junior season
- 13 assists in win at K-State were most by a Big 12 player in conf game since Trae Young in 2018
- B12 Ranks: 2nd assts (6.9), 3rd stls (1.8), 2nd A-T ratio (2.9), 6th ppg (15.4), 3rd FG% (.505)
- Led team in scoring in 18 of last 38 games and in 24 times during collegiate career; started last 58 games
- On career-long streak of 15 straight gms with double-figure scoring - 17.2 ppg, 45% 3FGs during streak



Jackson Moffatt

G/F • 6-7 • 200 • So. • Magnolia, Texas

	MIN	PTS	REB	AST	FG%	3FG%	FT%
SEA	2.3	0.0	0.5	0.2	.000	.000	.000
B12	1.0	0.0	0.0	0.0	.000	.000	.000
CAR	2.2	0.0	0.3	0.1	.000	.000	.000

- Third-year sophomore walk-on wing from Magnolia High School; took voluntary redshirt in 2018-19
- Has appeared in 12 career games, totaling 4 rebounds, 1 assist and 1 steal in 26 minutes
- Scored 2,066 points during prep career, becoming Magnolia's all-time leading scorer
- 3-time first-team All-District 20-5A honoree and 2-time TABC All-Region selection
- Holds MHS record for single-game scoring with 45-point game




Jonathan Tchamwa Tchatchoua (CHAWM-wuh CHAT-chew-wuh)

F • 6-8 • 245 • So. • Douala, Cameroon

	MIN	PTS	REB	BLK	FG%	3FG%	FT%
SEA	20.1	10.3	7.8	0.3	.642	.000	.737
B12	24.0	13.0	4.0	0.0	.600	.000	.500
CAR	14.7	4.8	4.3	0.6	.541	.000	.698

- Third-year sophomore big man, transferred to BU after one season at UNLV; on practice squad last season
- 10+ points off bench in 5 of last 6 games, double-double with 13 pts, 11 rebs vs. UCA (12/29)
- Made 56% of field goals on dunks this season (19-of-34); leads team with 7.8 rebounds/game
- Born in Cameroon, moved to Australia for final two years of high school (MBA Global Academy)
- Played 31 games (11 starts) as freshman at UNLV, averaged 3.4 ppg, 3.5 rpg, 0.7 bpg in 13.3 mpg



Matthew Mayer (MYE-er)

G/F • 6-9 • 225 • Jr. • Austin, Texas

	MIN	PTS	REB	AST	FG%	3FG%	FT%
SEA	14.9	9.8	3.5	1.1	.518	.474	.688
B12	16.0	8.0	5.0	1.0	.375	.000	1.000
CAR	12.0	5.3	2.1	0.8	.396	.357	.674

- Junior wing with length, range and quick release, provides instant offense off bench
- Has come off bench for 6+ points and 2+ FGM in all 8 games this season
- Last 15 Games: 9.4 ppg in 15.2 mpg, shooting 54% (53-99), including 61% on 2-point FGs (39-64)
- 10+ points off bench in 7 of last 15 games after doing so in 7 of previous 56 career games played
- 4-star recruit from Austin's Westlake High School, ranked among top-100 recruits nationally in 2018 class



MaCio Teague (may-SEE-oh)

G • 6-4 • 195 • Sr. • Cincinnati, Ohio

	MIN	PTS	REB	AST	FG%	3FG%	FT%
SEA	28.6	16.3	4.5	1.8	.511	.381	.889
B12	37.0	23.0	10.0	2.0	.571	.556	.667
CAR	33.7	15.5	4.5	2.3	.436	.410	.869

- 5th-year senior, all-conference in all 3 seasons (Big South 1st team in 17 & 18, Big 12 2nd team in 20)
- Scored team-high 23 points, added 10 rebounds for 5th career double-double in Dec. 19 win at KSU
- Among active D1 players, ranks 16th in 3FGM (240), 12th in FT% (.869) and 17th in points (1,582)
- Led BU in scoring in 10 of last 20 gms played, including 4 of 8 this season (BU 14-0 when he leads team)
- BU is 28-1 when he scores 10+ points (9.5 ppg in 4 losses - 8 vs. UW, 8 vs. KU, 13 at TCU, 9 at WVU)



Zach Loveday

F • 7-0 • 215 • Fr. • Gallipolis, Ohio

	MIN	PTS	REB	BLK	FG%	3FG%	FT%
SEA	6.6	3.1	1.6	0.3	.714	.000	1.000
B12	3.0	2.0	2.0	0.0	1.000	.000	.000
CAR	6.6	3.1	1.6	0.3	.714	.000	1.000

- True freshman 7-footer from Ohio, played final two HS seasons at Huntington Prep in West Virginia
- Posted season-high 10 points (4-of-4 FGs) and added 2 blocks in 8 minutes vs. Alcorn State (12/30)
- Ranked No. 51 player nationally and No. 12 among centers in 2020 class by Rivals
- 1 of 5 players on 2019-20 Huntington Prep squad to sign with Division I programs
- Father, Billy Loveday, played basketball at Hanover College



Mark Paterson

G • 6-1 • 180 • Sr. • Dallas, Texas

	MIN	PTS	REB	AST	FG%	3FG%	FT%
SEA	2.0	1.2	0.7	0.0	.429	1.000	.000
B12	1.0	2.0	1.0	0.0	1.000	.000	.000
CAR	2.0	1.2	0.7	0.0	.429	1.000	.000

- Walk-on in first season with Bears, played 2017 & 2018 seasons at D2 St. Edward's in Austin, Texas
- Appeared off bench in 6 games this season, posting 7 points and 4 rebounds in 12 minutes
- Scored Bears' 100th point in win at K-State, becoming first team to score 100 in Manhattan since 1992
- Appeared in 55 games at St. Edward's, averaging 2.3 ppg, 1.7 rpg, 1.0 apg in 11.1 mpg
- Played on same team as brother, Matthew, while at St. Edward's



Davion Mitchell (DAY-vee-ahn)

G • 6-2 • 205 • Jr. • Hinesville, Ga.

	MIN	PTS	REB	AST	FG%	3FG%	FT%
SEA	28.5	11.9	3.5	7.3	.586	.563	.692
B12	32.0	20.0	3.0	3.0	.583	.600	.000
CAR	24.8	7.2	2.1	3.3	.438	.354	.669

- Leads Big 12 in assists (7.3) and steals (2.5), ranks 6th in 3FGs (2.3/1gm), 7th in A-T ratio (2.52)
- Has 22 assists over last 2 games, including 2nd career double-double (10p/10a) Weds. vs. Alcorn St.
- Posted career-high 12 assists in 24 minutes vs. UCA (12/29); had career-high 20 pts at K-State (12/19)
- 2020 Big 12 Newcomer of Year, 2nd Team All-Big 12, Naismith Defensive POY semifinalist
- Teams are 21-1 in games in which he's scored 10+ points (Auburn 2-0, Baylor 19-1)

Head Coach: Scott Drew (18th season at Baylor)
 Associate Head Coach: Jerome Tang (18th season at Baylor)
 Assistant Coach: Alvin Brooks III (5th season at Baylor)
 Assistant Coach: John Jakus (4th season at Baylor)

Special Assistant & Director of Player Personnel: Jared Nunez
 Special Assistant to the Head Coach: Bill Peterson
 Director of Basketball Operations: Aditya Malhotra
 Director of Video Operations: Ty Beatty
 Athletic Trainer: Dave Snyder
 Strength Coach: Charlie Melton