

# BAYLOR

# BASKETBALL GAME NOTES



Follow Baylor Basketball on Twitter, Instagram and Facebook: @BaylorMBB

## GAME 6

2/2 **BAYLOR** (5-0, 1-0 Big 12) vs. NR/NR **ARKANSAS-PINE BLUFF** (1-7, 0-0 SWAC)



Dec. 21, 2020 • 7:00 p.m. CT • Watch: Big 12 Now on ESPN+ and ESPN App • Listen: ESPN Central Texas & TuneIn App  
Waco, Texas • Ferrell Center (10,284) • Social Media: @BaylorMBB | #SicEm

### MEDIA INFORMATION

TV: Big 12 Now on ESPN+ and ESPN App

Talent: John Morris (pxp), King McClure (analyst)

BU Radio: Baylor Sports Network / ESPN Central Texas

Talent: Pat Nunley (pxp), David Kaye (analyst)

Satellite Radio: Sirius 138, XM 199, Internet 953

Social Media: @BaylorMBB | #SicEm

All-Time Series Baylor is 3-0

Waco Baylor is 3-0

Pine Bluff Never Met

Neutral Never Met

Drew Era Baylor is 1-0

1st Meeting 12/31/99 — BU 72-45 (Waco)

2nd Meeting 11/22/00 — BU 85-40 (Waco)

3rd Meeting 12/1/04 — BU 63-53 (Waco)

### 2020-21 SCHEDULE & RESULTS

| DATE   | BU  | OPP   | OPPONENT                             | TV               | TIME/SCORE |
|--------|-----|-------|--------------------------------------|------------------|------------|
| N28    | 2/1 | —     | vs. Louisiana-Lafayette <sup>1</sup> | FloHoops         | W, 112-82  |
| N29    | 2/1 | —     | vs. Washington <sup>1</sup>          | FloHoops         | W, 86-52   |
| D2     | 2/1 | 5/10  | vs. Illinois <sup>2</sup>            | ESPN             | W, 82-69   |
| D9     | 2/2 | —     | SFA                                  | ESPN+            | W, 83-52   |
| D13    | 2/2 | 13/12 | • TEXAS                              | ESPN             | PPD        |
| D19    | 2/2 | —     | • at Kansas State                    | ESPN+            | W, 100-69  |
| D21    | —   | —     | UAPB                                 | Big 12 Now/ESPN+ | 7 pm       |
| D29    | —   | —     | CENTRAL ARKANSAS                     | Big 12 Now/ESPN+ | 3 pm       |
| J2     | —   | —     | • at Iowa State                      | Big 12 Now/ESPN+ | TBD        |
| J6     | —   | —     | • OKLAHOMA                           | ESPN2/ESPNU      | 8 pm       |
| J9     | —   | —     | • at TCU                             | ESPN/2/U         | 1/4 pm     |
| J12    | —   | —     | • WEST VIRGINIA                      | ESPN/ESPN2       | 8 pm       |
| J16    | —   | —     | • at Texas Tech                      | ESPN/ESPN2       | 3 pm       |
| J18    | —   | —     | • KANSAS                             | ESPN             | 8 pm       |
| J23    | —   | —     | • at Oklahoma State                  | CBS              | 1 pm       |
| J27    | —   | —     | • KANSAS STATE                       | ESPN2            | 8 pm       |
| J30    | —   | —     | AUBURN <sup>3</sup>                  | TBD              | TBD        |
| F2     | —   | —     | • at Texas                           | ESPN/ESPN2       | 8 pm       |
| F6     | —   | —     | • TCU                                | Big 12 Now/ESPN+ | TBD        |
| F10    | —   | —     | • at Oklahoma                        | ESPN2            | TBD        |
| F13    | —   | —     | • TEXAS TECH                         | ESPN/ESPN2       | 11am/1pm   |
| F15    | —   | —     | • at West Virginia                   | ESPN             | 8 pm       |
| F20    | —   | —     | • OKLAHOMA STATE                     | ESPN/ESPN2       | 3/5 pm     |
| F23    | —   | —     | • IOWA STATE                         | Big 12 Now/ESPN+ | TBD        |
| F27    | —   | —     | • at Kansas                          | ESPN             | 7 pm       |
| M10-13 | —   | —     | Big 12 Championship <sup>4</sup>     | ESPN/2/U         | TBD        |

#### SCHEDULE KEY

1 — Vegas Bubble at T-Mobile Arena (Las Vegas, Nev.)

2 — Jimmy V Classic at Bankers Life Arena (Indianapolis, Ind.)

3 — Big 12/SEC Challenge at Ferrell Center (Waco, Texas)

4 — Big 12 Championship at T-Mobile Center (Kansas City)

Rankings: AP/Coaches at time of game; All times Central

### BAYLOR ATHLETICS COMMUNICATIONS

DAVID KAYE

Assistant AD

254-709-5147 • David\_Kaye@baylor.edu

### STORY LINES

- No. 2 Baylor returns home to host Arkansas-Pine Bluff at 7 pm CT Monday at the Ferrell Center.
- Baylor is the Big 12's final undefeated team. The Bears lead the league in scoring (92.6), scoring margin (+27.8), field goal pct. (.521), 3-point pct. (.468), 3-pointers made (11.8/gm), assists (20.8/gm), assist-to-turnover ratio (1.60), rebounding margin (+11.4) and steals (9.0/gm).
- Baylor returned four All-Big 12 players from a 2019-20 team which went 26-4 and spent five weeks ranked No. 1 nationally. The Bears finished last season ranked No. 4 in the coaches poll (No. 5 in AP).
- Baylor has scored 80+ points in 5 straight games for the first time since December 2017. The Bears are looking for to reach 80+ points for a 6th-straight game for the first time since 1994.
- BU is looking to start a season 6-0 for the first time since starting 15-0 on its way to No. 1 in 2016-17.
- BU has won all 5 games by 13+ points and averages a +27.8 margin of victory (4 of 5 wins by 30+).
- Baylor's bench has 33+ points in every game and is out-scoring opposing benches 38-21 on average.
- Baylor is on a school-record streak of 16 straight weeks top-5 ranked (previously 6 straight in 2017).
- BU's streak of 25 consecutive AP polls ranked ties the longest in program history (25 in 2016-17).
- Baylor's defense forced 15+ turnovers in 20 of 35 games since the start of the 2019-20 season.
- BU became the first team since 1992 to score 100 points in Manhattan in Saturday's win at K-State.
- BU forced a Ferrell Center-record 35 turnovers with 40 points off turnovers in the Dec. 9 win over SFA.
- Baylor has led by at least 5 points in 35 straight games and built a double-digit lead in 29 of 35 games.
- Among BU returners is **Jared Butler**, who is the first preseason AP All-American in program history.
- BU also welcomes back **MaCio Teague**, an all-conference pick in all 3 of his collegiate seasons.
- BU returns two players who were semifinalists for the 2020 Naismith Defensive Player of the Year. **Mark Vital** was 1 of 4 finalists, while **Davion Mitchell** joined Vital among the 10 semifinalists.
- BU has 4 of the Big 12's top-15 scorers — Teague (6th), Flagler (7th), Butler (9th) and Mitchell (15th).
- Baylor is playing its 247th game as a ranked team under Drew — BU was ranked in 2 of 2197 games over the program's 97 seasons prior to Drew. Since 2008-09, BU has been ranked in 244 of 426 games.
- Baylor is 51-11 in games against non-Big 12 teams over the last 5 seasons since 2016-17.
- Baylor is 105-8 in non-conference home games since 2007-08, including 66-4 since December 2012.
- BU has been top-10 nationally in offensive rebounding percentage a nation's-best 7 straight years.
- Baylor is 1 of 5 Power-5 programs to win at least 18 games in each of the last 12 seasons since 2007-08, joining Duke, Kansas, Kentucky and Michigan State.
- Baylor has won 20+ games in 11 of the last 13 years. The Bears reached the 20-win mark only 3 times in 101 seasons prior to 2008. BU is averaging 24 wins per season since 2008.
- Head coach **Scott Drew** is in his 18th season in Waco and is BU's all-time wins leader (347-213).
- Baylor joins Duke, Gonzaga and Kansas as the only programs ranked No. 1 in 3 of the last 5 seasons.
- Baylor signed the highest-ranked recruiting class in program history (No. 4) earlier this month. BU inked 5-star Kendall Brown, 4-star Langston Love and 4-star Jeremy Sochan for the 2021-22 season.

### TEAM INFORMATION

**BAYLOR** (5-0, 1-0 Big 12)

Ranking 2nd — AP, 2nd — Coaches

Head Coach Scott Drew (Butler, 1993)

Career Record 367-224 (19th season)

BU Record 347-213 (18th season)

vs. UAPB 1-0

**UAPB** (1-7, 0-0 SWAC)

Ranking NR — AP, NR — Coaches

Head Coach George Ivory (Mississippi Valley, 1988)

Career Record 137-255 (13th season)

UAPB Record 137-255 (13th season)

vs. Baylor 0-0

SID Duane Lewis — lewisd@uapb.edu

### BAYLOR 2020-21 STATS

| #  | P | NAME                  | YR   | PPG  | RPG | APG  | MPG  |
|----|---|-----------------------|------|------|-----|------|------|
| 12 | G | Jared Butler          | Jr.  | 15.0 | 3.6 | 6.4  | 27.6 |
| 10 | G | Adam Flagler          | So.  | 15.3 | 2.8 | 3.0  | 26.4 |
| 31 | G | MaCio Teague          | Sr.  | 15.8 | 5.4 | 1.6  | 31.0 |
| 45 | G | Davion Mitchell       | Jr.  | 14.0 | 3.6 | 6.0  | 30.4 |
| 23 | F | J. Tchamwa Tchatchoua | So.  | 10.6 | 7.0 | 0.4* | 20.8 |
| 24 | F | Matthew Mayer         | Jr.  | 7.8  | 3.8 | 1.0  | 14.0 |
| 4  | G | LJ Cryer              | Fr.  | 7.8  | 1.3 | 1.8  | 15.5 |
| 11 | F | Mark Vital            | Sr.  | 6.0  | 6.4 | 1.4  | 22.0 |
| 0  | F | Flo Thamba            | Jr.  | 3.4  | 3.4 | 0.2* | 15.4 |
| 35 | G | Mark Paterson         | Sr.  | 1.3  | 0.3 | 0.0  | 1.3  |
| 32 | F | Zach Loveday          | Fr.  | 1.0  | 1.0 | 0.0  | 3.0  |
| 5  | F | Jordan Turner         | RFr. | 0.0  | 0.0 | 0.0  | 2.5  |
| 13 | F | Jackson Moffatt       | So.  | 0.0  | 0.3 | 0.0  | 1.3  |

\* - blocks per game

**PRONUNCIATIONS**

|                             |                         |
|-----------------------------|-------------------------|
| John JAKUS                  | JAYK-us                 |
| Matthew MAYER               | MYE-er                  |
| DAVION Mitchell             | DAY-vee-ahn             |
| Jonathan TCHAMWA TCHATCHOUA | CHAWM-wuh CHAT-chew-wuh |
| MACIO Teague                | may-SEE-oh              |
| Mark VITAL                  | VYE-tuhl                |

**BAYLOR IN THE RANKINGS**

| WEEK      | W/L | AP             | COACHES       |
|-----------|-----|----------------|---------------|
| Preseason | 0-0 | 2nd (1540; 24) | 1st (764; 12) |
| Nov. 30   | 2-0 | 2nd (1513; 6)  | 1st (764; 12) |
| Dec. 7    | 3-0 | 2nd (1470; 7)  | 2nd (774; 8)  |
| Dec. 14   | 4-0 | 2nd (1491; 7)  | 2nd (772; 6)  |
| Dec. 21   | 5-0 |                |               |

**SCHEDULE WATCH**

| CCD/PPD GAMES              | REPLACEMENT GAMES               |
|----------------------------|---------------------------------|
| vs. Arizona State (11/25)  | vs. Louisiana-Lafayette (11/28) |
| vs. Villanova/BC (11/26)   | vs. Washington (11/29)          |
| at Seton Hall (11/29)      | vs. SFA (12/9)                  |
| vs. Gonzaga (12/5)         | vs. Tarleton State (12/15)      |
| vs. Nicholls State (12/8)  | vs. Texas (TBD)                 |
| vs. Texas (12/13)          |                                 |
| vs. Tarleton State (12/15) |                                 |

**MILESTONE WATCH**

- MaCio Teague** – making 100th career start
- Mark Vital** – needs 1 assist for 200 in career
- Adam Flagler** – has made 3FG in 40 consecutive games
- Jared Butler** – needs 2 3FGM for 150 in career
- MaCio Teague** – needs 1 FGM for 500 in career

**2020-21 SEASON HONORS**

- JARED BUTLER**
- Preseason All-America Team (Associated Press)
  - Preseason Big 12 Player of the Year
  - Preseason All-Big 12 Team (unanimous)
  - Naismith Trophy Preseason Watch List
  - Wooden Award Preseason Top 50 Watch List
  - Bob Cousy Point Guard of the Year Award Watch List
  - No. 5 on CBS Sports Top 101 Players in CBB
  - No. 2 on The Athletic's Top 20 Guards in CBB

**DAVION MITCHELL**

- No. 67 on CBS Sports Top 101 Players in CBB
- No. 10 on The Athletic's Top 20 Guards in CBB

**MACIO TEAGUE**

- Preseason All-Big 12 honorable mention
- Naismith Trophy Preseason Watch List
- Wooden Award Preseason Top 50 Watch List
- Jerry West Shooting Guard of the Year Award Watch List
- No. 24 on CBS Sports Top 101 Players in CBB
- No. 12 on The Athletic's Top 20 Wings in CBB

**MARK VITAL**

- Preseason All-Big 12 honorable mention
- Karl Malone Power Forward of the Year Watch List
- No. 71 on CBS Sports Top 101 Players in CBB

**GAME-BY-GAME**

- Baylor opened with a 112-82 win over ULL on Nov. 28. BU's 112 points were its most since 2017.
- BU then beat Washington 86-52 on Nov. 29 in Las Vegas, out-rebounding the Huskies 50-19.
- Baylor won 82-69 over No. 5 Illinois in Indianapolis on Dec. 2, recording the 9th top-5 win in program history.
- BU defeated SFA 83-52 on Dec. 9, turning a Ferrell Center-record 35 turnovers into 40 points off turnovers.
- Baylor won its Big 12 opener at K-State 100-69, becoming the first team to score 100 in Manhattan since 1992.

**QUICK HITS**

- BU was picked to win the Big 12 in the league's preseason coaches' poll for the first time.
- Baylor is 56-5 when leading at halftime over the last 4 seasons since 2017-18 (21-2 in 2019-20, 5-0 this season).
- Baylor has won 89% of its games when leading at the half since 2011-12 (174-21).
- BU is 119-23 since 2015-16 when leading at any point in the 2nd half of a game (31-3 since 2019-20).
- Baylor's 23-game winning streak last season was the longest ever by a Big 12 team (previously 22 by 1996-97 KU).
- BU's 13-game conference winning streak was the longest in school history (previously 11 in 1946 SWC).
- Baylor has won 20+ games in 11 of the last 13 seasons after recording only three 20-win seasons in the previous 100 years of Baylor Basketball (1946, 1948, 1988).
- Baylor is 222-97 over the last 10 seasons, averaging 24 wins per season since 2011-12.
- Baylor's 222 wins since 2011-12 are second-most in the Big 12 behind only Kansas (271).
- Baylor is 313-144 since 2007-08, the first year Drew's staff had a full allotment of scholarships.
- BU returned 8 players with at least 30 games of DI experience, including a pair of sophomore transfers who joined the rotation after sitting out last season – Adam Flagler and Jonathan Tchamwa Tchatchoua.
- Eight of Baylor's players either have used or are currently using a redshirt year. Four after transferring to BU – Flagler, Mitchell, Tchamwa Tchatchoua and Teague, and four as freshmen – Moffatt, Turner, Vital and Dainja.
- Nine of Baylor's 10 starting point guards under Drew have earned All-Big recognition (15 of last 16 seasons).
- Baylor is 1 of 14 teams nationally to appear in every postseason since 2012 (6 NCAAs, 2 NITs).
- Baylor has the nation's 10th-longest active streak with at least one 3-point FG made in 937 straight games – the last time Baylor failed to make a 3-pointer was more than 30 years ago, on Feb. 21, 1990 vs. Texas Tech (0-8).

**ONE OF THE GREATEST REBUILDS IN NCAA HISTORY**

- **Scott Drew** became Baylor head coach in 2003, starting of one of the greatest rebuilds in NCAA history.
- Drew was named 2020 NBC Sports National Coach of the Year and 2017 Basketball Times National COY.
- Drew is now in his 18th season at Baylor and is the school's all-time wins leader (347).
- Drew is coaching his 561st game at Baylor (347-213). His .620 winning pct. is best in BU history among coaches with 40+ games, and he's the program's all-time wins leader with 146 more victories than any other coach.
- Baylor has a .685 winning percentage (313-144) since Drew's first year with no scholarship restrictions in 2007-08 and a .696 winning percentage (222-97) over the last 9+ seasons since 2011-12.
- Drew (50) is the youngest of 12 coaches nationally to take his current program to four Sweet 16s since 2010.
- Baylor is playing its 247th game as a ranked team in Drew's 18 seasons. BU was ranked in 2 of 2,197 games over the program's first 97 seasons prior to Drew. Since 2008-09, BU has been ranked in 244 of 426 games.
- In Drew's first 17 seasons at Baylor, 44 players have gone on to professional careers.

**UP NEXT**

- The Bears have an eight-day Christmas break before returning to action at 3 p.m. on Dec. 29 vs. Central Arkansas.
- Baylor's next Big 12 game is a road trip to Iowa State on Saturday, Jan. 2. Tipoff time is TBD on ESPN+.

**2020-21 BAYLOR BASKETBALL ROSTER**

| NO. | NAME                           | HT.  | WT. | CL.              | WING. | HOMETOWN/HIGH SCHOOL (PREVIOUS COLLEGE)                 |
|-----|--------------------------------|------|-----|------------------|-------|---|
| 0   | Flo Thamba, F                  | 6-10 | 245 | Jr.              | 7-5   | Kinshasa, Democratic Republic of Congo/Mountain Mission |
| 4   | LJ Cryer, G                    | 6-1  | 185 | Fr.              | 6-3   | Katy, Texas/Morton Ranch HS                             |
| 5   | Jordan Turner, G/F             | 6-8  | 195 | Fr. <sup>%</sup> | 7-0   | Houston, Texas/Sunrise Christian                        |
| 10  | Adam Flagler, G                | 6-3  | 180 | So. <sup>%</sup> | 6-3   | Duluth, Ga./Duluth HS (Presbyterian)                    |
| 11  | Mark Vital, G/F                | 6-5  | 250 | Sr. <sup>^</sup> | 6-9   | Lake Charles, La./Advanced Prep International           |
| 12  | Jared Butler, G                | 6-3  | 195 | Jr.              | 6-3   | Reserve, La./Riverside Academy                          |
| 13  | Jackson Moffatt, G/F           | 6-7  | 200 | So.              | 6-7   | Magnolia, Texas/Magnolia HS                             |
| 23  | Jonathan Tchamwa Tchatchoua, F | 6-8  | 245 | So. <sup>%</sup> | 7-3   | Douala, Cameroon/NBA Global Academy - Australia (UNLV)  |
| 24  | Matthew Mayer, G/F             | 6-9  | 225 | Jr.              | 6-8   | Austin, Texas/Westlake HS                               |
| 31  | MaCio Teague, G                | 6-4  | 195 | Sr. <sup>#</sup> | 6-11  | Cincinnati, Ohio/Walnut Hills HS (UNC Asheville)        |
| 32  | Zach Loveday, F                | 7-0  | 215 | Fr.              | 7-0   | Gallipolis, Ohio/Huntington Prep                        |
| 35  | Mark Paterson, G               | 6-1  | 180 | Sr.              | 6-0   | Dallas, Texas/Trinity Christian Addison (St. Edward's)  |
| 42  | Dain Dainja, F                 | 6-9  | 270 | Fr.              | 7-7   | Brooklyn Park, Minn./Park Center HS                     |
| 45  | Davion Mitchell, G             | 6-2  | 205 | Jr. <sup>#</sup> | 6-3   | Hinesville, Ga./Liberty County HS (Auburn)              |

<sup>^</sup> - sat out 2016-17 as redshirt    <sup>\*</sup> - sat out 2017-18 as redshirt    <sup>#</sup> - sat out 2018-19 as redshirt    <sup>%</sup> - sat out 2019-20 season as redshirt

**COACHING & SUPPORT STAFF**

- Head Coach:** Scott Drew (Butler, 1993), 17th season at Baylor (18th season as Division I head coach)
- Associate Head Coach:** Jerome Tang (Charter Oak State, 2007), 17th season at Baylor
- Assistant Coach:** Alvin Brooks III (Idaho State, 2002), 4th season at Baylor
- Assistant Coach:** John Jakus (Trinity International, 1999), 3rd season at Baylor
- Special Assistant & Director of Player Development:** Jared Nuness (Valparaiso, 2001), 10th season at Baylor
- Special Assistant to the Head Coach:** Bill Peterson (Eckerd, 1979), 3rd season at Baylor
- Director of Basketball Operations:** Aditya Malhotra (Baylor, 2006), 7th season at Baylor
- Director of Video Operations:** Ty Beard (Baylor, 2009), 3rd season at Baylor

**ONE OF FOUR PROGRAMS RANKED NO. 1 THREE TIMES SINCE 2017**

- Baylor joins Duke, Gonzaga and Kansas as the only programs ranked No. 1 in three seasons since 2017.
- BU was No. 1 for the first time on Jan. 9, 2017, spent five weeks ranked No. 1 in 2020 and was No. 1 in the preseason and week 1 coaches' polls this year. All told, BU has been No. 1 for eight weeks since 2017.
- The Bears have been ranked in 24 of 25 AP Top 25 spots during the Drew era (all since 2008). The only spot Baylor hasn't been ranked in the AP poll is No. 8.

**SERIES HISTORY**

- Monday is the 4th series meeting and the first since 2004, a 63-53 Baylor win at the Ferrell Center.
- All four series meetings have been at the Ferrell Center, with Baylor winning 72-45 in the first series meeting on the day before Y2K, Dec. 31, 1999. The Bears then won 85-40 on Nov. 22, 2000 and 63-53 on Dec. 1, 2004.

**LAST TIME VS. UAPB**

- Baylor recorded the 10th win of the Drew era when the Bears defeated UAPB 63-53 on Dec. 1, 2004.
- BU had only 5 scholarship players for the game, and three walk-ons combined to play 41 minutes off the bench.
- Aaron Bruce posted a game-high 17 points, while Patrick Fields added 16 points and a team-best 4 assists, Kevin Shipman had 15 points and Tommy Swanson recorded a double-double with 11 points and 10 rebounds.

**BEARS ARE 7-1 VS. RANKED TEAMS OVER LAST TWO SEASONS**

- Baylor is 7-1 against top-25 ranked teams since the start of the 2019-20 season. The Bears last loss against a ranked team before that stretch was to No. 4-ranked Gonzaga in the 2019 NCAA Tournament second round.
- BU is 3-0 away from home against ranked teams over the last two seasons. BU defeated No. 17 Villanova in the 2019 Myrtle Beach Invitational, then recorded road wins at No. 22 Texas Tech and No. 4 Kansas in January 2020.

**FOUR ALL-BIG 12 PLAYERS RETURN**

- All five Baylor starters were named to 2020 All-Big 12 teams, making BU the first team in the league's 24-year history with five players on All-Big 12 teams, and four of those players are back for the 2020-21 season.
- **Jared Butler** became Baylor's first underclassman named first-team All-Conference since Terry Teagle in 1980, and he was named a consensus third-team All-American. He's the Bears' first AP Preseason All-American.
- **MaCio Teague** has been all-conference in all three of his previous seasons. He was a first-team All-Big South honoree while at UNC Asheville in 2017 and 2018 and earned second-team All-Big 12 honors in 2020.
- **Mark Vital** and **Davion Mitchell** were both third-team All-Big 12 and Big 12 All-Defensive Team choices.

**SIXTEEN STRAIGHT WEEKS AP TOP-5 RANKED**

- BU is No. 2 in this week's AP Top 25, extending its school-record streak to 16 straight weeks top-5 ranked.
- Baylor's 5-week streak at No. 1 last season was the longest since Kentucky in 2015.
- Baylor's streak of 25 consecutive weeks ranked in the AP Top 25 ties the longest streak in program history, matching the 25 consecutive polls ranked in 2016-17.

**A WIN WOULD ...**

- Be Drew's 348th win at Baylor and improve Baylor's record to 314-144 since 2007-08.
- Make Baylor 6-0 for the first time since starting 15-0 in 2016-17.
- Improve Baylor to 34-10 all-time when playing as an AP Top 5 team.

**NO RUST FOR BU OFFENSE AFTER LONG LAYOFF BEFORE BIG 12 OPENER AT K-STATE**

- Despite going 9 days without a game and having only two days of practice before its Big 12 opener at Kansas State, BU rolled to a 100-69 victory on Dec. 19, becoming the first team to score 100 in Manhattan since 1992.
- Two Baylor guards posted double-doubles, with **MaCio Teague's** 23 points and 10 rebounds and **Jared Butler's** 14 points and career-high 13 assists. **Davion Mitchell** added a career-high 20 points.

**BU FORCES 35 TURNOVERS IN DOMINANT WIN OVER SFA**

- Baylor forced a Ferrell Center-record 35 turnovers and rolled to an 83-52 win over SFA in its Dec. 9 home opener.
- The Bears snapped SFA's 18-game winning streak (which was the nation's 2nd-longest active streak) and handed SFA its largest margin-of-defeat in more than two years – a 38-point loss at Miami on Nov. 13, 2018.

**BEARS NOTCH TOP-5 WIN OVER ILLINOIS IN JIMMY V CLASSIC**

- Baylor recorded its first ranked win of the season by beating No. 5 Illinois 82-69 in the Jimmy V Classic on Dec. 2.
- Four BU guards all scored in double-figures and combined for 56 points, led by **Adam Flagler's** 18 off the bench.
- There were 10 lead changes in the game, and score was tied 43-43 with 13:16 left. BU used a 6-0 run to take the lead for good, and put the game away with a 9-0 run over 75 seconds to take a 65-61 lead with 7 minutes left.
- After being out-rebounded 25-18 in the first half, Baylor out-rebounded the Illini 20-10 after the break.

**TWO 30-POINT WINS IN VEGAS TO OPEN SEASON**

- Baylor's season started three days later than expected, but the Bears came out strong scoring 112 points in a 30-point win over Louisiana-Lafayette and then taking down Washington 86-52 the following day.
- The Bears drained 15 treys and had 25 assists on their way to 112 points in the opener vs. Louisiana-Lafayette.
- BU out-rebounded Washington 50-19, with Mark Vital (15) recording as many rebounds as all Washington players combined (15 + 4 team rebounds). It was the second time Vital accomplished that feat (2018-19 at Arizona).



**SCOTT DREW**  
HEAD COACH  
17TH SEASON AT BAYLOR

**THE DREW FILE**

**PERSONAL**

**Birthdate:** Oct. 23, 1970  
**Birthplace:** Kansas City, Mo.  
**Family:** Wife, Kelly; daughter Mackenzie, sons Peyton and Brody

**EDUCATION**

**College:** Butler, 1993; Valparaiso, 1994 (Master's)

**COACHING EXPERIENCE**

1993-01 Valparaiso (assistant coach)  
2001-02 Valparaiso (associate head coach)  
2002-03 Valparaiso (head coach)  
**2003-pres. Baylor (head coach)**

**THE DREW WORKSHEET**

| YEAR          | SCHOOL              | OVERALL        | CONF.          |
|---------------|---------------------|----------------|----------------|
| 2002-03       | Valparaiso          | 20-11          | 12-2           |
| 2003-04       | Baylor              | 8-21           | 3-13           |
| 2004-05       | Baylor              | 9-19           | 1-15           |
| 2005-06†      | Baylor              | 4-13           | 4-12           |
| 2006-07       | Baylor              | 15-16          | 4-12           |
| 2007-08       | Baylor <sup>1</sup> | 21-11          | 9-7            |
| 2008-09       | Baylor <sup>2</sup> | 24-15          | 5-11           |
| 2009-10       | Baylor <sup>1</sup> | 28-8           | 11-5           |
| 2010-11       | Baylor              | 18-13          | 7-9            |
| 2011-12       | Baylor <sup>1</sup> | 30-8           | 12-6           |
| 2012-13*      | Baylor <sup>2</sup> | 23-14          | 9-9            |
| 2013-14       | Baylor <sup>1</sup> | 26-12          | 9-9            |
| 2014-15       | Baylor <sup>1</sup> | 24-10          | 11-7           |
| 2015-16       | Baylor <sup>1</sup> | 22-12          | 10-8           |
| 2016-17       | Baylor <sup>1</sup> | 27-8           | 12-6           |
| 2017-18       | Baylor <sup>2</sup> | 19-15          | 8-10           |
| 2018-19       | Baylor <sup>1</sup> | 20-14          | 10-8           |
| 2019-20       | Baylor <sup>3</sup> | 26-4           | 15-3           |
| 2020-21       | Baylor              | 5-0            | 1-0            |
| <b>TOTAL</b>  | <b>19th season</b>  | <b>367-224</b> | <b>151-152</b> |
| <b>BAYLOR</b> | <b>18th season</b>  | <b>347-213</b> | <b>139-150</b> |

† Baylor played no non-conference schedule due to NCAA sanctions.  
\* Two of Baylor's wins were credited to interim head coach Jerome Tang.  
<sup>1</sup> NCAA Tournament Appearances | <sup>2</sup> NIT Appearances | <sup>3</sup> COVID-19 pandemic

**DREW VS. 2020-21 OPPONENTS**

| OPPONENT                      | CAREER         |
|-------------------------------|----------------|
| Arkansas-Pine Bluff .....     | 1-0            |
| Central Arkansas .....        | 2-0            |
| Illinois .....                | 1-1            |
| Iowa State.....               | 16-13          |
| Louisiana-Lafayette.....      | 2-0            |
| Kansas .....                  | 5-25           |
| Kansas State .....            | 14-16          |
| Oklahoma .....                | 14-22          |
| Oklahoma State.....           | 19-16          |
| SFA .....                     | 3-2            |
| Texas .....                   | 17-21          |
| TCU.....                      | 13-4           |
| Texas Tech.....               | 20-13          |
| Washington.....               | 1-1            |
| West Virginia .....           | 11-8           |
| <b>CAREER W-L TOTAL .....</b> | <b>367-224</b> |

**MISCELLANEOUS STATISTICS**

|                                  |                                  |
|----------------------------------|----------------------------------|
| Current Streak.....              | Won 5                            |
| Current Home Streak.....         | Won 3                            |
| Current Road/Neutral Streak..... | Won 4                            |
| Last Win.....                    | Dec. 19 at K-State (100-69)      |
| Last Home Win.....               | Dec. 9 vs. SFA (83-52)           |
| Last Away Win.....               | Dec. 19 at K-State (100-69)      |
| Last Loss.....                   | March 7 at West Virginia (64-76) |
| Last Home Loss.....              | Feb. 22 vs. #3 Kansas (61-64)    |
| Last Away Loss.....              | March 7 at West Virginia (64-76) |

**2020-21 RECORD BY STARTING LINEUP**

Mitchell (g), Butler (g), Teague (g), Vital (f), Thamba (f)..... 5-0

**RECORD WHEN...**

|                                    | 2020-21 |     | DREW    |
|------------------------------------|---------|-----|---------|
|                                    | ALL     | B12 | ERA     |
| Leading or tied at halftime        | 5-0     | 1-0 | 282-48  |
| Trailing at halftime               | 0-0     | 0-0 | 67-165  |
| Shoot 50 percent or higher         | 3-0     | 1-0 | 158-12  |
| Shoot lower than 50 percent        | 2-0     | 0-0 | 191-201 |
| Shoot higher pct than opponent     | 5-0     | 1-0 | 300-29  |
| Shoot lower percentage than opp    | 0-0     | 0-0 | 49-184  |
| Opp. shoot lower than 50 percent   | 4-0     | 1-0 | 328-115 |
| Opp. shoot 50 percent or higher    | 1-0     | 0-0 | 21-98   |
| Score fewer than 60 points         | 0-0     | 0-0 | 16-50   |
| Score 60-plus points               | 5-0     | 1-0 | 332-163 |
| Score 70-plus points               | 5-0     | 1-0 | 287-69  |
| Score 80-plus points               | 5-0     | 1-0 | 144-12  |
| Score 90-plus points               | 2-0     | 1-0 | 61-3    |
| Score 100-plus points              | 2-0     | 1-0 | 23-0    |
| Opp. score fewer than 50 points    | 0-0     | 0-0 | 36-1    |
| Opp. score fewer than 60 points    | 2-0     | 0-0 | 131-9   |
| Opp. score fewer than 70 points    | 4-0     | 1-0 | 250-55  |
| Opp. score fewer than 80 points    | 4-0     | 1-0 | 329-144 |
| Opp. score 80-plus points          | 1-0     | 0-0 | 20-69   |
| Opp. score 90-plus points          | 0-0     | 0-0 | 3-19    |
| More rebounds than opponent        | 4-0     | 1-0 | 263-80  |
| Equal/fewer rebounds than opp.     | 1-0     | 0-0 | 86-133  |
| 40+ rebounds                       | 4-0     | 1-0 | 136-32  |
| Fewer than 40 rebounds             | 2-0     | 0-0 | 213-181 |
| Fewer turnovers than opp.          | 4-0     | 1-0 | 181-70  |
| Equal/more turnovers than opp.     | 1-0     | 0-0 | 168-143 |
| Games decided by 5 or fewer pts    | 0-0     | 0-0 | 72-63   |
| OT games                           | 0-0     | 0-0 | 19-5    |
| Games as AP ranked team            | 5-0     | 1-0 | 179-67  |
| Games vs. AP ranked opponents      | 1-0     | 0-0 | 48-100  |
| Games following a loss             | 1-0     | 0-0 | 111-96  |
| Games following a win              | 4-0     | 1-0 | 237-117 |
| More points in paint than opp.     | 4-0     | 1-0 | 247-86  |
| Equal/fewer pts in paint than opp. | 1-0     | 0-0 | 102-127 |
| More points off TO than opp.       | 5-0     | 1-0 | 215-73  |
| Equal/fewer pts off TO than opp.   | 0-0     | 0-0 | 134-140 |
| More bench points than opp.        | 4-0     | 0-0 | 205-108 |
| Equal/fewer bench points than opp. | 1-0     | 1-0 | 144-105 |
| More 2nd-chance points than opp.   | 4-0     | 1-0 | 204-110 |
| Equal/fewer 2nd-ch. pts than opp.  | 1-0     | 0-0 | 145-103 |
| Playing in November                | 2-0     | 0-0 | 79-15   |
| Playing in December                | 3-0     | 1-0 | 81-19   |
| Playing in January                 | 0-0     | 0-0 | 76-63   |
| Playing in February                | 0-0     | 0-0 | 67-70   |
| Playing in March                   | 0-0     | 0-0 | 44-45   |
| Playing in April                   | 0-0     | 0-0 | 2-1     |

**BREAKTHROUGH IN BIG 12**

- BU is 115-80 in Big 12 play in 12 seasons since 2010 after going 59-149 in the league's first 13 seasons.
- BU is 129-97 in Big 12 play in 14 seasons since 2008 after going 45-131 in the league's first 11 seasons.
- Baylor is 42-40 in Big 12 road games since 2012, second-best in the league behind only Kansas (55-27).
- BU has won 8+ Big 12 games in 9 straight seasons after winning 8+ just 3 times in the league's first 15 years.
- BU has recorded double-digit Big 12 wins in 5 of the last 6 years and 7 of the last 11 seasons.

**THIRTY WINS VS. RANKED TEAMS IN LAST FIVE SEASONS**

- Baylor has gone 30-33 against ranked teams since the start of the 2014-15 season (6-1 last season).
- BU is 48-73 against AP-ranked teams since 2007-08 after going 17-122 in the program's first 101 seasons.
- Baylor has won multiple games vs. AP Top 25 teams in each of the last 13 seasons entering 2020-21. The Bears have defeated at least five ranked teams in five of the last seven seasons dating back to 2013-14.

**BUTLER BACK AFTER ALL-AMERICA SOPHOMORE SEASON**

- **Jared Butler** was named to the Sporting News All-America Third Team and All-Big 12 First Team, becoming Baylor's first underclassman to earn All-America or All-Conference first team honors since Terry Teagle in 1980.
- Butler led Baylor in scoring in 17 of 30 games last season after doing so in 6 of 34 games as a freshman.
- Butler had 8 games with 20+ points last season, including his 2nd career 30-point game – 30 vs. UCA, 22 vs. Villanova, 20 vs. UMES, 22 at Kansas, 20 at K-State, 21 vs. WVU, 22 at Oklahoma and 21 at WVU.
- Butler ranked top-10 in the Big 12 in scoring (3rd, 16.0), 3-pointers (2nd, 2.6/gm), 3-point percentage (6th, .381), field goal percentage (7th, .421), steals (7th, 1.6) and assists (10th, 3.1).

**VITAL TO BEARS' SUCCESS**

- **Mark Vital** is back after being named one of 4 Naismith Defensive Player of the Year Award finalists in 2020.
- He was named to the All-Big 12 Third Team and was a unanimous All-Defensive Team selection.
- In Baylor's Nov. 29, 2020 game vs. Washington, Vital's 15 rebounds matched all Washington players combined (15). That was the second time Vital accomplished the feat, after doing so for the first time at Arizona in 2018.
- Vital did not attempt a field goal in the Feb. 1, 2020 win over TCU, but he had a +13 plus-minus in 22 minutes.
- Vital filled the stat sheet in the Jan. 29 win at Iowa State, posting 8 points, 9 rebounds and 7 assists in 31 minutes.

**TEAGUE LOOKING FOR FOURTH ALL-CONFERENCE SEASON**

- **MaCio Teague** has earned all-conference honors in all 3 collegiate seasons – All-Big South First Team in 2017 and 2018 at UNC Asheville and All-Big 12 Second Team in 2020 at Baylor.
- Teague played in 90 consecutive games and made 86 consecutive starts before sitting out two games with a broken wrist. He has started all but 3 games (Nov. 20, 2016, Feb. 18, 2020, Feb. 22, 2020) in his career.
- Teague led Baylor in scoring in 6 straight games (15+ points in each) before injuring his wrist at Texas on Feb. 10.
- Last season, Teague ranked 10th in the Big 12 in scoring (13.9), 3rd in free throw percentage (.848), 7th in 3-pointers (2.1/gm), 8th in 3-point percentage (.355) and 8th in minutes (32.7).
- Baylor is 25-1 when Teague scores 10+ points. He's averaging 9.5 ppg in BU's 4 losses with him (8, 8, 13, 9).

**MITCHELL RETURNS AS STARTING POINT GUARD**

- **Davion Mitchell** was named Big 12 Newcomer of the Year, selected to the All-Big 12 Third Team and Big 12 All-Defensive Team and was a unanimous choice on the Big 12 All-Newcomer Team.
- Mitchell has started all 35 games at BU after coming off the bench in all 34 games as an Auburn freshman (2017-18).
- Mitchell has made a 3-pointer in 26 of the last 31 games and is shooting 40% on 3FGs in that stretch (46-of-116). Prior to that stretch, he shot .264 (19-of-72) from downtown over his first 38 collegiate games.
- Last season, he ranked 8th in the Big 12 in steals (1.5), 4th in A:T ratio (1.70) and 7th in assists (3.8).
- Mitchell joined Mark Vital to make BU the only school with two Naismith Defensive Player of the Year semifinalists.
- When Mitchell has played 20+ minutes, his collegiate teams are 42-4 (12-0 at Auburn, 30-4 at Baylor).
- When Mitchell scores 10+ points, his collegiate teams are 20-1 (2-0 at Auburn, 18-1 at Baylor).

**PROGRAM HIGHLIGHTS**

- Drew is in his 18th season at Baylor and is the school's all-time wins leader (347).
- Baylor has had a nation-leading four players selected in the NBA Draft since 2010 who weren't ranked in the ESPN100 out of high school – Quincy Acy, Ekpe Udoh, Pierre Jackson and Taurean Prince.
- Drew has graduated 52 players during his Baylor tenure, averaging 3 graduates per season.
- The Bears have advanced to postseason play in a school-record eight straight seasons (6 NCAA, 2 NIT).
- Baylor is 23-4 in regular-season tournaments since 2013-14, including 4 regular-season tournament titles.
- Drew has won 20+ games in 11 of the last 13 years – the Bears had 3 seasons of 20+ wins prior to his arrival.

**PROTECTING HALFTIME LEADS**

- Baylor is 59-5 in its last 64 games when leading at the half, including 21-2 last year, 15-3 in 2019 and 15-0 in 2018.
- Baylor has won 89% of its games (174-21) when leading at the half since 2011-12 (21-2 in 2019-20, 15-3 in 2018-19, 15-0 in 2017-18, 18-3 in 2016-17, 18-2 in 2015-16, 21-7 in 2014-15, 18-2 in 2013-14, 17-1 in 2012-13 and 26-1 in 2011-12).
- BU has won 39% of games in which its been tied or trailing at the half since 2011-12, going 48-76 in those.

## 2020-21 BAYLOR BASKETBALL GAME NOTES

### SECOND-MOST WINS AMONG BIG 12 TEAMS SINCE 2011-12

- Baylor's 222-97 record since 2011-12 trails only Kansas (271-64) among Big 12 teams (thru 12/19/20).
- West Virginia (197-121) is 3rd, Iowa State (196-116) is 4th, Kansas State (185-127) and Oklahoma (185-118) are tied for 5th, Texas (176-136) is 7th, Oklahoma St. (168-136) is 8th, Texas Tech (165-139) is 9th and TCU (158-152) is 10th.
- Baylor has averaged 24.1 wins per season over the last nine full seasons since 2011-12.

### BIG 12'S SECOND-BEST ROAD MARK SINCE 2012

- Baylor is 42-40 in Big 12 road games since 2012, 2nd-best in the league behind only Kansas (thru 12/19/20).
- BU is 33-31 in Big 12 road games since 2014, which is also second-best in the league behind only Kansas.

#### LAST 10 YEARS (2012-PRES.)

Kansas — 55-27  
 Baylor — 42-40  
 Kansas State — 31-51  
 West Virginia — 27-45  
 Iowa State — 26-56  
 Oklahoma — 25-57  
 Texas — 24-57  
 Oklahoma State — 22-59  
 Texas Tech — 17-64  
 TCU — 10-63

#### LAST 8 YEARS (2014-PRES.)

Kansas — 42-22  
 Baylor — 33-31  
 West Virginia — 24-39  
 Oklahoma — 21-43  
 Kansas State — 20-44  
 Texas — 19-44  
 Iowa State — 19-45  
 Texas Tech — 16-47  
 Oklahoma State — 16-47  
 TCU — 10-54

### NON-CONFERENCE HIGHLIGHTS

- Baylor is 13-5 vs. the Pac-12 during the Drew era, 11-1 against the Big East during the Drew era and 16-10 against the SEC during the Drew era, including 11-5 since 2012-13 and 6-1 in the Big 12/SEC Challenge.
- Baylor is 50-11 in games against non-Big 12 teams over the last 5 seasons, including home wins against No. 4 Oregon, No. 7 Xavier, No. 12 Arizona, No. 18 Butler, Oregon and Alabama, neutral site wins vs. No. 5 Illinois, vs. No. 10 Louisville, vs. No. 17 Villanova, vs. No. 24 Michigan State, vs. VCU, vs. USC, vs. Wisconsin, vs. Creighton, vs. Syracuse and vs. Washington and road wins at Arizona, at Ole Miss and at Florida.

### NOVEMBER AND DECEMBER SUCCESS

- Baylor has posted a combined 160-34 record in November and December games during the Drew era, including a 78-12 mark in November and December games since 2013.
- The Bears are 79-15 in November games and 81-19 in December contests during the Drew era.
- BU is 39-7 in November games since 2013, with the only losses to No. 8 Syracuse (2013), vs. Illinois (2014) in Las Vegas, at No. 25 Oregon (2015), at No. 21 Xavier (2017), vs. Texas Southern (2018), vs. Ole Miss (2018) in Florida and vs. Washington (2019) in Alaska.
- BU is 39-5 in December games since 2013, with the only losses at No. 24 Texas A&M (2015), vs. No. 8 Wichita State (2017), at No. 22 Texas Tech (2017), at Wichita State (2018) and vs. SFA (2018).

### EIGHT CONSECUTIVE POSTSEASON BERTHS

- Baylor is on a school-record streak of eight consecutive postseason berths, surpassing the total number of postseason berths in the program's 97 seasons prior to the **Scott Drew** era.
- Baylor is 1 of 14 teams to appear in every postseason since 2012, joining Cincinnati, Duke, Gonzaga, Iona, Kansas, Kentucky, Michigan State, New Mexico State, North Carolina, Oregon, Saint Mary's, Virginia and Wichita State.
- BU earned NCAA Tournament bids in 2012, 2014, 2015, 2016, 2017 and 2019 and NIT bids in 2013 and 2018.
- Baylor has made postseason appearances in 11 of 12 seasons since 2008. Prior to that, Baylor's only postseason berths were in 1946 (NCAA), 1948 (NCAA), 1950 (NCAA), 1987 (NIT), 1988 (NCAA), 1990 (NIT) and 2001 (NIT).
- Baylor is 21-10 in postseason national tournaments during the Drew era after going 3-9 prior to Drew's arrival.

### FIVE MARCH MADNESS APPEARANCES IN LAST SIX TOURNAMENTS

- Baylor has appeared in five of the last six NCAA Tournaments dating back to 2014.
- BU is 1 of 22 teams (1 of 15 in Power-5) to appear in five NCAA Tournaments since 2014, joining Arizona, Cincinnati, Duke, Gonzaga, Iowa State, Kansas, Kentucky, Michigan, Michigan State, New Mexico State, North Carolina, Oklahoma, Oregon, Providence, Purdue, VCU, Villanova, Virginia, Wichita State, Wisconsin and Xavier.

### POINT GUARDS THRIVE IN DREW'S SYSTEM

- Nine of Baylor's 10 starting point guards during the **Scott Drew** era have earned All-Big 12 recognition.
- Baylor's starting point guard has earned All-Big 12 recognition in 15 of 16 seasons since 2004-05.
- Davion Mitchell (2020), Makai Mason (2019), Manu Lecomte (2017, 2018), Lester Medford (2016), Kenny Chery (2014, 2015), Pierre Jackson (2012, 2013), Tweety Carter (2010), Curtis Jerrells (2007, 2008, 2009) and Aaron Bruce (2005, 2006, 2007) have earned All-Big 12 recognition.

## GAME 6 — ARKANSAS-PINE BLUFF

### DOUBLE-FIGURE GAMES

| POINTS                | 20-21 | CAREER                   |
|-----------------------|-------|--------------------------|
| Jared Butler          | 5     | 48                       |
| MaCio Teague          | 4     | 80 (54 at UNC Asheville) |
| Adam Flagler          | 4     | 36 (32 at Presbyterian)  |
| Davion Mitchell       | 4     | 21 (2 at Auburn)         |
| J. Tchamwa Tchatchoua | 3     | 4 (1 at UNLV)            |
| Matthew Mayer         | 1     | 11                       |
| LJ Cryer              | 1     | 1                        |
| Mark Vital            | —     | 24                       |
| Flo Thamba            | —     | 1                        |

| REBOUNDS     | 20-21 | CAREER                 |
|--------------|-------|------------------------|
| Mark Vital   | 1     | 13                     |
| MaCio Teague | 1     | 5 (3 at UNC Asheville) |

| DOUBLE-DOUBLES  | 20-21 | CAREER                 |
|-----------------|-------|------------------------|
| MaCio Teague    | 1     | 5 (3 at UNC Asheville) |
| Jared Butler    | 1     | 1                      |
| Davion Mitchell | —     | 1                      |
| Mark Vital      | —     | 2                      |

| 20+ POINTS      | 20-21 | CAREER                   |
|-----------------|-------|--------------------------|
| MaCio Teague    | 2     | 25 (20 at UNC Asheville) |
| Jared Butler    | 1     | 11                       |
| Davion Mitchell | 1     | 1                        |
| Adam Flagler    | —     | 10 (10 at Presbyterian)  |

| 30+ POINTS   | 20-21 | CAREER                 |
|--------------|-------|------------------------|
| Jared Butler | —     | 2                      |
| MaCio Teague | —     | 2 (2 at UNC Asheville) |

### ACTIVE STREAKS

#### CONSECUTIVE STARTS

|    |                 |
|----|-----------------|
| 55 | Jared Butler    |
| 35 | Davion Mitchell |
| 10 | MaCio Teague    |
| 6  | Mark Vital      |
| 5  | Flo Thamba      |

#### CONSECUTIVE GAMES PLAYED

|    |  |
|----|--|
| 69 | Jared Butler                             |
| 69 | Davion Mitchell (34 at Auburn)           |
| 39 | Matthew Mayer                            |
| 36 | Jonathan Tchamwa Tchatchoua (31 at UNLV) |
| 10 | MaCio Teague                             |
| 7  | Flo Thamba                               |
| 6  | Mark Vital                               |

#### CONSECUTIVE GAMES WITH 3-POINTER

|    |                                   |
|----|-----------------------------------|
| 40 | Adam Flagler (36 at Presbyterian) |
| 7  | Davion Mitchell                   |
| 2  | Jared Butler, LJ Cryer            |
| 1  | MaCio Teague                      |

#### CONSECUTIVE GAMES WITH 10+ POINTS

|    |                                  |
|----|----------------------------------|
| 12 | Jared Butler                     |
| 8  | Adam Flagler (4 at Presbyterian) |
| 3  | Davion Mitchell                  |
| 2  | Jonathan Tchamwa Tchatchoua      |
| 1  | MaCio Teague                     |

**PARTICIPATION**  
**CAREER STARTS**

|    |  |
|----|--|
| 99 | MaCio Teague (66 at UNC Asheville)       |
| 80 | Mark Vital                               |
| 56 | Jared Butler                             |
| 36 | Adam Flagler (36 at Presbyterian)        |
| 35 | Davion Mitchell                          |
| 11 | Jonathan Tchamwa Tchatchoua (11 at UNLV) |
| 5  | Flo Thamba                               |

**CAREER GAMES PLAYED (NCAA)**

|     |  |
|-----|--|
| 101 | Mark Vital                               |
| 100 | MaCio Teague (67 at UNC Asheville)       |
| 69  | Davion Mitchell (34 at Auburn)           |
| 69  | Jared Butler                             |
| 68  | Matthew Mayer                            |
| 57  | Flo Thamba                               |
| 40  | Adam Flagler (36 at Presbyterian)        |
| 36  | Jonathan Tchamwa Tchatchoua (31 at UNLV) |
| 9   | Jackson Moffatt                          |
| 4   | LJ Cryer, Zach Loveday                   |
| 3   | Mark Paterson, Jordan Turner             |

**LARGEST LEADS & DEFICITS**

|                 | W/L | HALFTIME SCORE | HALFTIME MARGIN | LARGEST LEAD | LARGEST DEFICIT |
|-----------------|-----|----------------|-----------------|--------------|-----------------|
| vs. Louisiana   | W   | 112-82         | +13 (53-40)     | +33          | -4              |
| vs. Washington  | W   | 86-52          | +14 (38-24)     | +37          | -               |
| vs. #5 Illinois | W   | 82-69          | +1 (31-30)      | +16          | -2              |
| vs. SFA         | W   | 83-52          | +16 (38-22)     | +37          | -2              |
| at K-State      | W   | 100-69         | +29 (56-27)     | +32          | -               |

**GAME TRENDS**

|                 | W/L | SCORE  | TIME LEADING  | TIME TRAILING | TIME TIED    |
|-----------------|-----|--------|---------------|---------------|--------------|
| vs. Louisiana   | W   | 112-82 | 37:27         | 1:32          | 1:01         |
| vs. Washington  | W   | 86-52  | 38:15         | -             | 1:45         |
| vs. #5 Illinois | W   | 82-69  | 24:48         | 6:43          | 8:29         |
| vs. SFA         | W   | 83-52  | 36:56         | 0:54          | 2:10         |
| at K-State      | W   | 100-69 | 39:20         | -             | 0:40         |
| <b>TOTAL</b>    |     |        | <b>176:46</b> | <b>9:09</b>   | <b>14:05</b> |

**SPECIALTY STATISTICS**

[PP - Paint; POT - Turnovers; 2nd - Second chance; BP - Bench]

|                         | [BAYLOR-OPPONENT] |            |           |            |
|-------------------------|-------------------|------------|-----------|------------|
| OPPONENT                | PP                | POT        | 2ND       | BP         |
| vs. Louisiana-Lafayette | 52-40             | 30-15      | 19-7      | 45-4       |
| vs. Washington          | 34-26             | 11-9       | 24-7      | 37-26      |
| vs. #5 Illinois         | 38-30             | 17-8       | 24-7      | 34-26      |
| vs. SFA                 | 32-34             | 40-10      | 9-12      | 43-13      |
| at Kansas State         | 38-34             | 21-8       | 14-13     | 33-34      |
| <b>BAYLOR TOTAL</b>     | <b>194</b>        | <b>119</b> | <b>90</b> | <b>192</b> |
| Baylor Average          | 38.8              | 23.8       | 18.0      | 38.4       |
| <b>OPP TOTAL</b>        | <b>164</b>        | <b>50</b>  | <b>46</b> | <b>103</b> |
| Opp Average             | 32.8              | 10.0       | 9.2       | 20.6       |

**GAME-BY-GAME STARTERS**

|                 | 1        | 2      | 3      | 4     | 5      |
|-----------------|----------|--------|--------|-------|--------|
| vs. Louisiana   | Mitchell | Butler | Teague | Vital | Thamba |
| vs. Washington  | Mitchell | Butler | Teague | Vital | Thamba |
| vs. #5 Illinois | Mitchell | Butler | Teague | Vital | Thamba |
| vs. SFA         | Mitchell | Butler | Teague | Vital | Thamba |
| at Kansas State | Mitchell | Butler | Teague | Vital | Thamba |

**44 PRO PLAYERS IN DREW ERA**

- In Scott Drew’s 17 years at Baylor, 44 of his players have gone on to professional careers.
- Six of Drew’s players have been in the NBA recently, and they all graduated from Baylor – Quincy Acy (Suns), Johnathan Motley (Suns), Royce O’Neale (Jazz), Taurean Prince (Nets), Ekpe Udoh (Jazz) and Freddie Gillespie (Mavs).

**PLAYER DEVELOPMENT — FROM UNRANKED TO NBA DRAFT PICKS**

- Baylor has had a nation-leading four players selected in the NBA Draft since 2010 who weren’t ranked in the ESPN100 out of high school.
- The only other schools with three such players were Colorado, Marquette, Missouri, New Mexico and Connecticut.
- Baylor developed **Quincy Acy**, **Ekpe Udoh**, **Pierre Jackson** and **Taurean Prince** into NBA Draft picks after joining the program as unranked recruits.

**HISTORY OF DEVELOPMENT WITH REDSHIRTS**

- Baylor has a track record of success when redshirting players. **Ekpe Udoh**, **Johnathan Motley**, **Cory Jefferson**, **Brady Heslip**, **Jo Lual-Acuil Jr.** and **Manu Lecomte** have all gone on to professional careers after redshirting.
- **Mark Vital**, **Freddie Gillespie**, **MaCio Teague** and **Davion Mitchell** have earned All-Big 12 honors after redshirting.
- **Adam Flagler** and **Jonathan Tchamwa Tchatchoua** redshirted last season while sitting out to satisfy NCAA transfer rules, while freshman **Jordan Turner** elected to redshirt last year. **Dain Dainja** is redshirting in 2020-21.

**OFFENSIVE REBOUNDING BECOMING A BAYLOR STAPLE**

- Baylor has ranked top-10 nationally in offensive rebounding percentage in every season since 2013-14, including five times ranked in the nation’s top-4. The Bears only cracked the top-20 once in Drew’s first 10 years.
- Baylor’s 7-year streak is the nation’s best, and West Virginia (6 years) is the only other team with a 3+ year streak.
- The Bears ranked 8th nationally in offensive rebounding percentage (35.7) in 2019-20.
- Baylor finished ranked No. 2 nationally in 2018-19, No. 9 in 2017-18, No. 3 in 2016-17, No. 4 in 2015-16, No. 1 in 2014-15 and No. 3 in 2013-14. Prior to that top-10 streak, BU’s best rank was No. 16 in 2011-12.

**BAYLOR BASKETBALL ON THE RADIO**

- Baylor basketball is aired live via the Baylor Sports Network from Learfield IMG College on ESPN Central Texas and flagship station 1660AM ESPN Radio (KRZI) in Waco and worldwide on Sirius/XM Radio.
- Games are broadcast by the “Voice of the Bears” John Morris, who was named NSMA 2019 Texas co-Sportscaster of the Year on Jan. 13, 2020, and former Baylor basketball standout Pat Nunley.
- Morris is in his 37th year doing BU broadcasts (26th full-time), and Nunley is in his 40th season as analyst.
- All of Baylor’s games can be heard live on the Internet at [www.BaylorBears.com](http://www.BaylorBears.com) and via the TuneIn App.

**SCOTT DREW COACHING TREE**

- Three current Division I head coaches took their first DI head coaching jobs after stints on Scott Drew’s BU staff.
- Matthew Driscoll is in his 12th season as head coach at North Florida after six seasons as a Baylor assistant.
- Grant McCasland is in his fourth season as head coach at North Texas. He spent five years as a Baylor assistant before taking over as Arkansas State head coach for one season in 2016-17.
- Paul Mills is in his fourth season as head coach at Oral Roberts. He was a member of Drew’s original Baylor staff in 2003-04 and spent 14 years with Drew, the final eight as an assistant coach.

**GRADUATING 91 PERCENT OF SENIORS**

- Since **Scott Drew** took over the Baylor Basketball program in 2003, 34 of 37 scholarship players who have played their fourth years of collegiate eligibility under Drew have graduated from Baylor.
- Players recruited by Drew to graduate at Baylor: Tim Bush, Patrick Fields, Aaron Bruce, Mamadou Diene, Delbert Simpson, Curtis Jerrells, Henry Dugat, Kevin Rogers, Tweety Carter, Josh Lomers, Ekpe Udoh, Fred Ellis, Quincy Acy, Anthony Jones, J’mison Morgan, A.J. Walton, Cory Jefferson, Brady Heslip, Gary Franklin, Kenny Chery, Royce O’Neale, Lester Medford, Rico Gathers, Taurean Prince, Al Freeman, Johnathan Motley, Ishmail Wainright, Manu Lecomte, Jo Lual-Acuil Jr., Nuni Omot, Jake Lindsey, King McClure, Freddie Gillespie and Devonte Bando.

**ENTIRE STAFF RETURNS**

- Scott Drew’s entire coaching staff returns for the 2020-21 season, a fourth-straight season of continuity.
- Jerome Tang is in his fourth season as associate head coach and has been on Drew’s staff all 18 seasons at Baylor.
- Assistant coaches Alvin Brooks III (fifth season) and John Jakus (fourth season) also return to the bench.
- Special assistant & director of player development Jared Nuness is back for his 11th season, while director of basketball operations Aditya Malhotra returns for his 8th season. Special assistant to the head coach Bill Peterson and director of video operations Ty Beard are both back for their fourth seasons.



## 12 – JARED BUTLER

G • 6-3 • 195 • JR. • 2L

RESERVE, LA. (RIVERSIDE ACADEMY)

### SEASON HIGHS

**Points:** – 20 vs. Washington (11/29/20)  
**FG:** – 8 vs. Washington (11/29/20)  
**FGA:** – 18 vs. Illinois (12/2/20)  
**3FG:** – 4 vs. Washington (11/29/20)  
**3FGA:** – 7 vs. Washington (11/29/20)  
**FT:** – 4 vs. SFA (12/9/20); at Kansas State (12/19/20)  
**FTA:** – 6 at Kansas State (12/19/20)  
**Rebounds:** – 5 vs. Illinois (12/2/20); at Kansas State (12/19/20)  
**Assists:** – 13 at Kansas State (12/19/20)  
**Turnovers:** – 3, three times  
**Blocks:** – 1, four times  
**Steals:** – 3 vs. Louisiana-Lafayette (11/28/20); vs. Illinois (12/2/20)  
**Minutes Played:** – 30 vs. Illinois (12/2/20); at K-State (12/19/20)

### CAREER HIGHS

**Points:** – 31 at Kansas (3/9/19)  
**FG:** – 10 at Kansas (3/9/19); vs. Central Arkansas (11/5/19)  
**FGA:** – 21 at Kansas (3/9/19); at TCU (2/29/20)  
**3FG:** – 8 vs. Central Arkansas (11/5/19)  
**3FGA:** – 13 at Oklahoma (2/18/20)  
**FT:** – 8 at Kansas (3/9/19); at West Virginia (3/7/20)  
**FTA:** – 10 at Kansas (3/9/19); at West Virginia (3/7/20)  
**Rebounds:** – 9 at TCU (2/29/20)  
**Assists:** – 13 at Kansas State (12/19/20)  
**Turnovers:** – 7 at Texas Tech (2/16/19)  
**Blocks:** – 1, 11 times  
**Steals:** – 5 vs. Ohio (11/21/19)  
**Minutes Played:** – 40 vs. Texas Tech (3/2/20)

### MISCELLANEOUS

|                           | 20-21 | CAREER | BU RECORD |
|---------------------------|-------|--------|-----------|
| Double-Figure Points:     | 5     | 48     | 36-12     |
| Double-Figure Assists:    | 1     | 1      | 1-0       |
| Double-Doubles:           | 1     | 1      | 1-0       |
| 20+ Points:               | 1     | 11     | 9-2       |
| 30+ Points:               | –     | 2      | 1-1       |
| 5+ Assists:               | 3     | 18     | 16-2      |
| Led team in Points:       | –     | 24     | 17-7      |
| Led team in Rebounds:     | –     | –      | –         |
| Led team in Assists:      | 2     | 21     | 16-5      |
| Led team in Blocks:       | 2     | 5      | 5-0       |
| Led team in Bench Points: | –     | 6      | 5-1       |

### BUTLER NOTEBOOK

- 2020 All-America Third-Team honoree, first player in program history named to AP Preseason All-America Team (2021)
- First BU underclassman to earn All-Big 12 First Team honors (2020) since Terry Teagle in 1980
- Riding career-long streak of 12 straight double-figure scoring games – 17.4 ppg, 43% (33-of-76) on 3FGs during 12-game stretch
- Played in all 69 games during BU career, including starts in last 55 games (entered starting lineup for final 20 games freshman year)
- Double-double (14 points/13 assists) at K-State (12/19/20) - most assts by any player in a B12 Conf game since Trae Young in 2018.
- Named 2019 Myrtle Beach Invitational MVP after scoring 10 points in final 6 minutes of championship game vs. Villanova
- Led team in scoring in 18 of 35 games since start of 2019-20 sophomore season (24 of 69 career games)
- 8 games with 20+ pts last season (31 vs. UCA, 22 vs. VU, 20 vs. UMS, 22 at KU, 20 at KSU, 21 vs. WVU, 22 at OU, 21 at WVU)
- Averaging 21.5 points in 4 career games vs. Kansas (14 in Waco, 31 at KU in 2019; 22 at KU, 19 in Waco in 2020)
- Scored 10 consecutive points in final 8 minutes as Baylor won at No. 3 Kansas for the first time (1/11/20), finished with 22 pts
- Exploded for career-high 31 points (including 23 in 2nd half), 6 rebounds and 3 assists in 36 minutes at No. 13 Kansas (3/9/19)
- Posted 15 points (5 in OT) in win vs. Texas (2/27); hit team's last 2 regulation FGs, game-tying FG with 28 secs left to force OT
- Originally enrolled at Alabama in summer 2018, but transferred to Baylor in August and received immediate eligibility
- From same hometown as former Baylor stars Tweety Carter and Rico Gathers

### 2020-21 GAME-BY-GAME

| OPPONENT                | DATE  | GS | MIN | FG   | 3FG | FT  | OR-DR-TR | PF | A  | T | B | S | PTS |
|-------------------------|-------|----|-----|------|-----|-----|----------|----|----|---|---|---|-----|
| vs. Louisiana-Lafayette | 11/28 | *  | 28  | 7-13 | 3-5 | 0-0 | 0-3-3    | 2  | 4  | 2 | 1 | 3 | 17  |
| vs. Washington          | 11/29 | *  | 26  | 8-12 | 4-7 | 0-0 | 0-3-3    | 3  | 5  | 3 | 1 | 2 | 20  |
| vs. #5 Illinois         | 12/2  | *  | 30  | 6-18 | 0-4 | 0-1 | 2-3-5    | 1  | 3  | 3 | 1 | 3 | 12  |
| SFA                     | 12/9  | *  | 24  | 3-7  | 2-3 | 4-4 | 0-2-2    | 0  | 7  | 3 | 0 | 1 | 12  |
| at Kansas State         | 12/19 | *  | 30  | 4-8  | 2-6 | 4-6 | 0-5-5    | 1  | 13 | 1 | 1 | 1 | 14  |
| Arkansas Pine-Bluff     | 12/21 |    |     |      |     |     |          |    |    |   |   |   |     |
| Central Arkansas        | 12/29 |    |     |      |     |     |          |    |    |   |   |   |     |
| at Iowa State           | 1/2   |    |     |      |     |     |          |    |    |   |   |   |     |
| Oklahoma                | 1/6   |    |     |      |     |     |          |    |    |   |   |   |     |
| at TCU                  | 1/9   |    |     |      |     |     |          |    |    |   |   |   |     |
| West Virginia           | 1/12  |    |     |      |     |     |          |    |    |   |   |   |     |
| at Texas Tech           | 1/16  |    |     |      |     |     |          |    |    |   |   |   |     |
| Kansas                  | 1/18  |    |     |      |     |     |          |    |    |   |   |   |     |
| at Oklahoma State       | 1/23  |    |     |      |     |     |          |    |    |   |   |   |     |
| Kansas State            | 1/27  |    |     |      |     |     |          |    |    |   |   |   |     |
| Auburn                  | 1/30  |    |     |      |     |     |          |    |    |   |   |   |     |
| at Texas                | 2/2   |    |     |      |     |     |          |    |    |   |   |   |     |
| TCU                     | 2/6   |    |     |      |     |     |          |    |    |   |   |   |     |
| at Oklahoma             | 2/10  |    |     |      |     |     |          |    |    |   |   |   |     |
| Texas Tech              | 2/13  |    |     |      |     |     |          |    |    |   |   |   |     |
| at West Virginia        | 2/15  |    |     |      |     |     |          |    |    |   |   |   |     |
| Oklahoma State          | 2/20  |    |     |      |     |     |          |    |    |   |   |   |     |
| Iowa State              | 2/23  |    |     |      |     |     |          |    |    |   |   |   |     |
| at Kansas               | 2/27  |    |     |      |     |     |          |    |    |   |   |   |     |

### BUTLER'S CAREER STATS

| YEAR          | GP-GS        | MIN-AVG          | FG-A           | PCT         | 3FG-A          | PCT         | FT-A           | PCT         | OFF-DEF-TOT       | AVG        | PF-D         | A          | TO         | B         | S         | TP         | AVG         |
|---------------|--------------|------------------|----------------|-------------|----------------|-------------|----------------|-------------|-------------------|------------|--------------|------------|------------|-----------|-----------|------------|-------------|
| 2018-19 (FR.) | 34-21        | 910-26.8         | 117-296        | .395        | 60-171         | .351        | 54-68          | .794        | 22-84-106         | 3.1        | 77-2         | 93         | 67         | 3         | 33        | 348        | 10.2        |
| 2019-20 (SO.) | 30-30        | 912-30.4         | 167-397        | .421        | 77-202         | .381        | 69-89          | .775        | 15-82-97          | 3.2        | 74-2         | 94         | 73         | 4         | 49        | 480        | 16.0        |
| 2020-21 (JR.) | 5-5          | 138-27.6         | 28-58          | .483        | 11-25          | .440        | 8-11           | .727        | 2-16-18           | 3.6        | 7-0          | 32         | 12         | 4         | 10        | 75         | 15.0        |
| <b>CAREER</b> | <b>69-56</b> | <b>1960-28.4</b> | <b>312-751</b> | <b>.415</b> | <b>148-398</b> | <b>.372</b> | <b>131-168</b> | <b>.780</b> | <b>39-182-221</b> | <b>3.2</b> | <b>158-4</b> | <b>219</b> | <b>152</b> | <b>11</b> | <b>92</b> | <b>903</b> | <b>13.1</b> |



**4 — LJ CRYER**

**G • 6-1 • 185 • FR. • HS**  
**KATY, TEXAS (MORTON RANCH HS)**

**SEASON/CAREER HIGHS**

**Points:** — 17 vs. Louisiana-Lafayette (11/28/20)  
**FG:** — 6 vs. Louisiana-Lafayette (11/28/20)  
**FGA:** — 9 vs. Louisiana-Lafayette (11/28/20)  
**3FG:** — 5 vs. Louisiana-Lafayette (11/28/20)  
**3FGA:** — 7 vs. Louisiana-Lafayette (11/28/20)  
**FT:** — 3 vs. SFA (12/9/20)  
**FTA:** — 4 vs. SFA (12/9/20)  
**Rebounds:** — 2 vs. Louisiana-Lafayette (11/28/20); vs. SFA (12/9/20)  
**Assists:** — 3 vs. SFA (12/9/20); at Kansas State (12/19/20)  
**Turnovers:** — 1 vs. SFA (12/9/20); at Kansas State (12/19/20)  
**Blocks:** —  
**Steals:** — 2 vs. Louisiana-Lafayette (11/28/20)  
**Minutes Played:** — 19 at Kansas State (12/19/20)

**MISCELLANEOUS**

|                           | 20-21 | BU RECORD |
|---------------------------|-------|-----------|
| Double-Figure Points:     | 1     | 1-0       |
| 5+ Assists:               | —     | —         |
| Led team in Points:       | —     | —         |
| Led team in Rebounds:     | —     | —         |
| Led team in Assists:      | —     | —         |
| Led team in Bench Points: | 1     | 1-0       |

**CRYER NOTEBOOK**

- True freshman guard from Katy, Texas, just 170 miles southeast of Waco
- Made collegiate debut with 17 points in 15 minutes off bench vs. Louisiana (11/28), making 5-of-7 treys and adding 2 steals
- Last 2 Games: Averaging 7.0 points, 3.0 assists and 1.0 steals in 18.5 minutes off bench
- Scored 3,488 points at Morton Ranch High School, 5th-most all-time in Texas public schools
- Averaged 34.2 points, 5.3 assists and 2.4 steals as high school senior, earning Class 6A All-State recognition
- Ranked No. 12 PG by ESPN and No. 51 overall by Rivals in 2020 high school class rankings
- Made 145 treys (4.3/game) and scored 1,164 points during pandemic-shortened high school senior season
- Both parents played sports at Grambling, father Lionel Sr. (football) and mother Tamica (volleyball)

**2020-21 GAME-BY-GAME**

| OPPONENT                | DATE  | GS | MIN | FG  | 3FG | FT  | OR-DR-TR | PF | A | T | B | S | PTS |
|-------------------------|-------|----|-----|-----|-----|-----|----------|----|---|---|---|---|-----|
| vs. Louisiana-Lafayette | 11/28 |    | 15  | 6-9 | 5-7 | 0-0 | 0-2-2    | 0  | 1 | 0 | 0 | 2 | 17  |
| vs. Washington          | 11/29 |    | 10  | 0-0 | 0-0 | 0-0 | 0-0-0    | 1  | 0 | 0 | 0 | 0 | 0   |
| vs. #5 Illinois         | 12/2  |    |     | DNP |     |     |          |    |   |   |   |   |     |
| SFA                     | 12/9  |    | 18  | 1-3 | 1-3 | 3-4 | 1-1-2    | 2  | 3 | 1 | 0 | 1 | 6   |
| at Kansas State         | 12/19 |    | 19  | 3-5 | 2-4 | 0-0 | 0-1-1    | 0  | 3 | 1 | 0 | 1 | 8   |
| Arkansas Pine-Bluff     | 12/21 |    |     |     |     |     |          |    |   |   |   |   |     |
| Central Arkansas        | 12/29 |    |     |     |     |     |          |    |   |   |   |   |     |
| at Iowa State           | 1/2   |    |     |     |     |     |          |    |   |   |   |   |     |
| Oklahoma                | 1/6   |    |     |     |     |     |          |    |   |   |   |   |     |
| at TCU                  | 1/9   |    |     |     |     |     |          |    |   |   |   |   |     |
| West Virginia           | 1/12  |    |     |     |     |     |          |    |   |   |   |   |     |
| at Texas Tech           | 1/16  |    |     |     |     |     |          |    |   |   |   |   |     |
| Kansas                  | 1/18  |    |     |     |     |     |          |    |   |   |   |   |     |
| at Oklahoma State       | 1/23  |    |     |     |     |     |          |    |   |   |   |   |     |
| Kansas State            | 1/27  |    |     |     |     |     |          |    |   |   |   |   |     |
| Auburn                  | 1/30  |    |     |     |     |     |          |    |   |   |   |   |     |
| at Texas                | 2/2   |    |     |     |     |     |          |    |   |   |   |   |     |
| TCU                     | 2/6   |    |     |     |     |     |          |    |   |   |   |   |     |
| at Oklahoma             | 2/10  |    |     |     |     |     |          |    |   |   |   |   |     |
| Texas Tech              | 2/13  |    |     |     |     |     |          |    |   |   |   |   |     |
| at West Virginia        | 2/15  |    |     |     |     |     |          |    |   |   |   |   |     |
| Oklahoma State          | 2/20  |    |     |     |     |     |          |    |   |   |   |   |     |
| Iowa State              | 2/23  |    |     |     |     |     |          |    |   |   |   |   |     |
| at Kansas               | 2/27  |    |     |     |     |     |          |    |   |   |   |   |     |

| <b>CRYER'S CAREER STATS</b> |            |                |              |             |             |             |            |             |              |            |            |          |          |          |          |           |            |
|-----------------------------|------------|----------------|--------------|-------------|-------------|-------------|------------|-------------|--------------|------------|------------|----------|----------|----------|----------|-----------|------------|
| YEAR                        | GP-GS      | MIN-AVG        | FG-A         | PCT         | 3FG-A       | PCT         | FT-A       | PCT         | OFF-DEF-TOT  | AVG        | PF-D       | A        | TO       | B        | S        | TP        | AVG        |
| 2020-21 (FR.)               | 4-0        | 62-15.5        | 10-17        | .588        | 8-14        | .571        | 3-4        | .750        | 1-4-5        | 1.3        | 3-0        | 7        | 2        | 0        | 4        | 31        | 7.8        |
| <b>CAREER</b>               | <b>4-0</b> | <b>62-15.5</b> | <b>10-17</b> | <b>.588</b> | <b>8-14</b> | <b>.571</b> | <b>3-4</b> | <b>.750</b> | <b>1-4-5</b> | <b>1.3</b> | <b>3-0</b> | <b>7</b> | <b>2</b> | <b>0</b> | <b>4</b> | <b>31</b> | <b>7.8</b> |





## 10 — ADAM FLAGLER

G • 6-3 • 180 • SO. • SQ  
DULUTH, GA. (PRESBYTERIAN)

### SEASON HIGHS

**Points:** — 18 vs. Illinois (12/2/20)  
**FG:** — 6 vs. Washington (11/29/20); vs. Illinois (12/2/20)  
**FGA:** — 11 vs. Washington (11/29/20); vs. Illinois (12/2/20)  
**3FG:** — 5 vs. Washington (11/29/20)  
**3FGA:** — 9 vs. Washington (11/29/20)  
**FT:** — 4 vs. Illinois (12/2/20)  
**FTA:** — 4 vs. Illinois (12/2/20); vs. SFA (12/9/20)  
**Rebounds:** — 3, three times  
**Assists:** — 7 vs. Louisiana-Lafayette (11/28/20)  
**Turnovers:** — 3 vs. SFA (12/9/20)  
**Blocks:** —  
**Steals:** — 3 vs. SFA (12/9/20)  
**Minutes Played:** — 29 vs. Illinois (12/2/20)

### CAREER HIGHS

**Points:** — 29 at UCLA (11/19/18)  
**FG:** — 11 vs. Winthrop (1/26/19)  
**FGA:** — 19, twice; at UCLA (11/19/18) and at Winthrop (1/26/19)  
**3FG:** — 7 at UCLA (11/19/18)  
**3FGA:** — 14 at UCLA (11/19/18)  
**FT:** — 10 vs. VMI (12/12/18)  
**FTA:** — 10, twice; vs. VMI (12/12/18) and at Robert Morris (3/24/19)  
**Rebounds:** — 10 at UNC Asheville (2/23/19)  
**Assists:** — 7 vs. Campbell (2/16/19); vs. Louisiana-Lafayette (11/28/20)  
**Turnovers:** — 4, twice; at Radford (1/12/19) and at Marshall (3/26/19)  
**Blocks:** — 1, nine times  
**Steals:** — 3 vs. UNC Asheville (2/7/19); vs. SFA (12/9/20)  
**Minutes Played:** — 40 vs. Gardner-Webb (2/9/19)

### MISCELLANEOUS

|                           | 20-21 | BU RECORD |
|---------------------------|-------|-----------|
| Double-Figure Points:     | 4     | 4-0       |
| 5+ Assists:               | 1     | 1-0       |
| Led team in Points:       | 2     | 2-0       |
| Led team in Rebounds:     | —     | —         |
| Led team in Assists:      | 1     | 1-0       |
| Led team in Bench Points: | 3     | 3-0       |

## FLAGLER NOTEBOOK

- Third-year sophomore, sat out and redshirted 2019-20 season after playing freshman year at Presbyterian College
- Candidate for national Sixth Man of the Year, has scored 12+ points off bench in each of first 4 games this season
- Riding nation's 5th-longest active streak having made a 3-pointer in all 40 collegiate games
- Posted game-high 18 points in Bears' win over No. 5 Illinois (12/2), including 11 points in 2nd half
- Came off bench for first time in career vs. Louisiana (11/28), posting 12 points, 7 assists and 0 turnovers in 28 minutes
- Has scored in double-figures in 36 of 40 collegiate games (32 of 36 at Presbyterian); has 10 career 20-point games
- Made multiple 3-pointers in each of last 9 games and 36 of 40 career games;
- 23 career games with 3+ 3FGs, 10 gms with 4+ 3 FGs, 6 gms with 5+ 3FGs, 4 gms with 6+ 3FGs, 1 gm with 7+ 3FGs
- Earned 2019 Big South Freshman of the Year honors and was 5-time Big South Freshman of the Week
- Led Presbyterian in scoring as freshman with 15.9 points per game, started all 36 games and scored 10+ pts in 32 of 36 games
- Posted career-high 29 points at UCLA (11/19/18), including 24 points and 6 treys in 2nd half
- Scored 20+ points 10 times as freshman, including games at Dayton, at UCLA and at Marquette
- Brother, Duvaughn, played football at Gardner-Webb (2004-07) and finished with 188 receptions, 2,552 yards and 31 TDs
- Aspires to become a pediatrician

## 2020-21 GAME-BY-GAME

| OPPONENT                | DATE  | GS | MIN | FG   | 3FG | FT  | OR-DR-TR | PF | A | T | B | S | PTS |
|-------------------------|-------|----|-----|------|-----|-----|----------|----|---|---|---|---|-----|
| vs. Louisiana-Lafayette | 11/28 |    | 28  | 5-9  | 2-5 | 0-0 | 1-2-3    | 2  | 7 | 0 | 0 | 0 | 12  |
| vs. Washington          | 11/29 |    | 24  | 6-11 | 5-9 | 0-0 | 2-1-3    | 1  | 1 | 1 | 0 | 0 | 17  |
| vs. #5 Illinois         | 12/2  |    | 29  | 6-11 | 2-6 | 4-4 | 1-2-3    | 3  | 3 | 0 | 0 | 0 | 18  |
| SFA                     | 12/9  |    | 23  | 4-7  | 3-5 | 3-4 | 0-2-2    | 1  | 1 | 3 | 0 | 3 | 14  |
| at Kansas State         | 12/19 |    |     |      |     |     |          |    |   |   |   |   | DNP |
| Arkansas Pine-Bluff     | 12/21 |    |     |      |     |     |          |    |   |   |   |   |     |
| Central Arkansas        | 12/29 |    |     |      |     |     |          |    |   |   |   |   |     |
| at Iowa State           | 1/2   |    |     |      |     |     |          |    |   |   |   |   |     |
| Oklahoma                | 1/6   |    |     |      |     |     |          |    |   |   |   |   |     |
| at TCU                  | 1/9   |    |     |      |     |     |          |    |   |   |   |   |     |
| West Virginia           | 1/12  |    |     |      |     |     |          |    |   |   |   |   |     |
| at Texas Tech           | 1/16  |    |     |      |     |     |          |    |   |   |   |   |     |
| Kansas                  | 1/18  |    |     |      |     |     |          |    |   |   |   |   |     |
| at Oklahoma State       | 1/23  |    |     |      |     |     |          |    |   |   |   |   |     |
| Kansas State            | 1/27  |    |     |      |     |     |          |    |   |   |   |   |     |
| Auburn                  | 1/30  |    |     |      |     |     |          |    |   |   |   |   |     |
| at Texas                | 2/2   |    |     |      |     |     |          |    |   |   |   |   |     |
| TCU                     | 2/6   |    |     |      |     |     |          |    |   |   |   |   |     |
| at Oklahoma             | 2/10  |    |     |      |     |     |          |    |   |   |   |   |     |
| Texas Tech              | 2/13  |    |     |      |     |     |          |    |   |   |   |   |     |
| at West Virginia        | 2/15  |    |     |      |     |     |          |    |   |   |   |   |     |
| Oklahoma State          | 2/20  |    |     |      |     |     |          |    |   |   |   |   |     |
| Iowa State              | 2/23  |    |     |      |     |     |          |    |   |   |   |   |     |
| at Kansas               | 2/27  |    |     |      |     |     |          |    |   |   |   |   |     |

### FLAGLER'S PRESBYTERIAN STATS

| YEAR          | GP-GS | MIN-AVG   | FG-A    | PCT  | 3FG-A   | PCT  | FT-A  | PCT  | OFF-DEF-TOT | AVG | PF-D | A  | TO | B | S  | TP  | AVG  |
|---------------|-------|-----------|---------|------|---------|------|-------|------|-------------|-----|------|----|----|---|----|-----|------|
| 2018-19 (FR.) | 36-36 | 1105-30.7 | 196-447 | .438 | 108-280 | .386 | 71-85 | .835 | 27-95-122   | 3.4 | 61-0 | 45 | 42 | 9 | 28 | 571 | 15.9 |

### FLAGLER'S BAYLOR STATS

| YEAR          | GP-GS | MIN-AVG   | FG-A    | PCT  | 3FG-A   | PCT  | FT-A  | PCT  | OFF-DEF-TOT | AVG | PF-D | A  | TO | B | S  | TP  | AVG  |
|---------------|-------|-----------|---------|------|---------|------|-------|------|-------------|-----|------|----|----|---|----|-----|------|
| 2020-21 (SO.) | 4-0   | 104-26.0  | 21-38   | .553 | 12-25   | .480 | 7-8   | .875 | 4-7-11      | 2.8 | 7-0  | 12 | 4  | 0 | 3  | 61  | 15.3 |
| NCAA CAREER   | 40-36 | 1209-30.2 | 217-485 | .447 | 120-305 | .393 | 78-93 | .839 | 31-102-133  | 3.3 | 68-0 | 57 | 46 | 9 | 31 | 632 | 15.8 |



## 32 — ZACH LOVEDAY

F • 7-0 • 215 • FR. • HS

GALLIPOLIS, OHIO (HUNTINGTON PREP)

### SEASON/CAREER HIGHS

Points: — 2 vs. ULL (11/28/20); at Kansas State (12/19/20)

FG: — 1 vs. ULL (11/28/20); at Kansas State (12/19/20)

FGA: — 1 vs. ULL (11/28/20); at Kansas State (12/19/20)

3FG: —

3FGA: —

FT: —

FTA: —

Rebounds: — 2 at Kansas State (12/19/20)

Assists: —

Turnovers: —

Blocks: —

Steals: — 1 vs. Louisiana-Lafayette (11/28/20)

Minutes Played: — 4 vs. Louisiana-Lafayette (11/28/20)

### LOVEDAY NOTEBOOK

- True freshman 7-footer from Ohio, played final two high school seasons at national power Huntington Prep
- Has made 4 appearances in late-game situations vs. Louisiana-Lafayette, Washington, SFA and at K-State
- Ranked No. 51 overall and No. 12 among centers in 2020 signing class by Rivals
- One of five players from 2019-20 Huntington Prep squad to sign with Division I programs
- Father, Billy Loveday, played basketball at Hanover College

### 2020-21 GAME-BY-GAME

| OPPONENT                | DATE  | GS | MIN | FG  | 3FG | FT  | OR-DR-TR | PF | A | T | B | S | PTS |
|-------------------------|-------|----|-----|-----|-----|-----|----------|----|---|---|---|---|-----|
| vs. Louisiana-Lafayette | 11/28 |    | 4   | 1-1 | 0-0 | 0-0 | 0-0-0    | 0  | 0 | 0 | 0 | 1 | 2   |
| vs. Washington          | 11/29 |    | 2   | 0-0 | 0-0 | 0-0 | 0-1-1    | 0  | 0 | 0 | 0 | 0 | 0   |
| vs. #5 Illinois         | 12/2  |    |     | DNP |     |     |          |    |   |   |   |   |     |
| SFA                     | 12/9  |    | 3   | 0-0 | 0-0 | 0-0 | 0-1-1    | 1  | 0 | 0 | 0 | 0 | 0   |
| at Kansas State         | 12/19 |    | 3   | 1-1 | 0-0 | 0-0 | 0-2-2    | 2  | 0 | 0 | 0 | 0 | 2   |
| Arkansas Pine-Bluff     | 12/21 |    |     |     |     |     |          |    |   |   |   |   |     |
| Central Arkansas        | 12/29 |    |     |     |     |     |          |    |   |   |   |   |     |
| at Iowa State           | 1/2   |    |     |     |     |     |          |    |   |   |   |   |     |
| Oklahoma                | 1/6   |    |     |     |     |     |          |    |   |   |   |   |     |
| at TCU                  | 1/9   |    |     |     |     |     |          |    |   |   |   |   |     |
| West Virginia           | 1/12  |    |     |     |     |     |          |    |   |   |   |   |     |
| at Texas Tech           | 1/16  |    |     |     |     |     |          |    |   |   |   |   |     |
| Kansas                  | 1/18  |    |     |     |     |     |          |    |   |   |   |   |     |
| at Oklahoma State       | 1/23  |    |     |     |     |     |          |    |   |   |   |   |     |
| Kansas State            | 1/27  |    |     |     |     |     |          |    |   |   |   |   |     |
| Auburn                  | 1/30  |    |     |     |     |     |          |    |   |   |   |   |     |
| at Texas                | 2/2   |    |     |     |     |     |          |    |   |   |   |   |     |
| TCU                     | 2/6   |    |     |     |     |     |          |    |   |   |   |   |     |
| at Oklahoma             | 2/10  |    |     |     |     |     |          |    |   |   |   |   |     |
| Texas Tech              | 2/13  |    |     |     |     |     |          |    |   |   |   |   |     |
| at West Virginia        | 2/15  |    |     |     |     |     |          |    |   |   |   |   |     |
| Oklahoma State          | 2/20  |    |     |     |     |     |          |    |   |   |   |   |     |
| Iowa State              | 2/23  |    |     |     |     |     |          |    |   |   |   |   |     |
| at Kansas               | 2/27  |    |     |     |     |     |          |    |   |   |   |   |     |

### MISCELLANEOUS

|                           | 20-21 | BU RECORD |
|---------------------------|-------|-----------|
| Double-Figure Points:     | —     | —         |
| 2+ Blocks:                | —     | —         |
| Led team in Points:       | —     | —         |
| Led team in Rebounds:     | —     | —         |
| Led team in Blocks:       | —     | —         |
| Led team in Bench Points: | —     | —         |

### LOVEDAY'S CAREER STATS

| YEAR          | GP-GS | MIN-AVG | FG-A | PCT   | 3FG-A | PCT  | FT-A | PCT  | OFF-DEF-TOT | AVG | PF-D | A | TO | B | S | TP | AVG |
|---------------|-------|---------|------|-------|-------|------|------|------|-------------|-----|------|---|----|---|---|----|-----|
| 2020-21 (FR.) | 4-0   | 12-3.0  | 2-2  | 1.000 | 0-0   | .000 | 0-0  | .000 | 0-4-4       | 1.0 | 3-0  | 0 | 0  | 0 | 1 | 4  | 1.0 |
| CAREER        | 4-0   | 12-3.0  | 2-2  | 1.000 | 0-0   | .000 | 0-0  | .000 | 0-4-4       | 1.0 | 3-0  | 0 | 0  | 0 | 1 | 4  | 1.0 |



**24 — MATTHEW MAYER**

G/F • 6-9 • 225 • JR. • 2L

AUSTIN, TEXAS (WESTLAKE HS)

**SEASON HIGHS**

Points: — 10 vs. SFA (12/9/20)  
 FG: — 4 vs. Louisiana-Lafayette (11/28/20)  
 FGA: — 10 vs. Louisiana-Lafayette (11/28/20)  
 3FG: — 2 vs. SFA (12/9/20)  
 3FGA: — 3 vs. SFA (12/9/20); at Kansas State (12/19/20)  
 FT: — 2 vs. SFA (12/9/20); at Kansas State (12/19/20)  
 FTA: — 2, four times  
 Rebounds: — 7 vs. Illinois (12/2/20)  
 Assists: — 2 vs. Washington (11/29/20)  
 Turnovers: — 2 vs. SFA (12/9/20)  
 Blocks: — 2 vs. Illinois (12/2/20); vs. SFA (12/9/20)  
 Steals: — 2 vs. SFA (12/9/20)  
 Minutes Played: — 16 vs. SFA (12/9/20); at Kansas State (12/19/20)

**CAREER HIGHS**

Points: — 19 vs. Kansas State (2/25/20)  
 FG: — 7 vs. Nicholls (11/16/18)  
 FGA: — 12 vs. Nicholls (11/16/18)  
 3FG: — 3 vs. Nicholls (11/16/18)  
 3FGA: — 6 vs. Nicholls (11/16/18)  
 FT: — 5, four times  
 FTA: — 8 at Texas Tech (2/16/19)  
 Rebounds: — 8 vs. West Virginia (2/15/20)  
 Assists: — 4 vs. Texas State (11/15/19)  
 Turnovers: — 5 vs. Ole Miss (11/23/18)  
 Blocks: — 2, three times  
 Steals: — 4 at Oklahoma (1/28/19)  
 Minutes Played: — 30 vs. Ole Miss (11/23/18)

**MISCELLANEOUS**

|                           | 20-21 | CAREER | BU RECORD |
|---------------------------|-------|--------|-----------|
| Double-Figure Points:     | 1     | 11     | 7-4       |
| 5+ Assists:               | —     | —      | —         |
| Led team in Points:       | —     | 2      | 2-0       |
| Led team in Rebounds:     | —     | 2      | 1-1       |
| Led team in Blocks:       | 2     | 5      | 4-1       |
| Led team in Assists:      | —     | 1      | 1-0       |
| Led team in Bench Points: | —     | 17     | 9-8       |

**MAYER NOTEBOOK**

- Junior wing with length, range and quick release, provides instant offense off bench
- Played off bench in 68 of 69 games during BU career, including 11 games with 10+ points
- Last 12 Games: 8.5 ppg in 14.9 mpg, shooting 51% (39-of-77) from field, including 59% (30-of-51) on 2-point field goals
- Scored 10 points in 16 minutes off bench vs. SFA (12/9/20), adding career-high 2 blocks and 2 steals
- Recorded career-high 19 points on only 6-of-7 shooting in season-high 20 minutes off bench vs. Kansas State (2/25/20)
- Had 10 points in 15 minutes off bench vs. No. 3 Kansas (2/22/20)
- Scored 10 first-half points off bench vs. Villanova (11/24) and vs. Kansas (2/22) last season
- Scored 17 points on just 5-of-9 shooting in 14 minutes off bench as freshman at TCU (1/5/19)
- Posted game-high 18 points in just 18 minutes off bench vs. Nicholls State (11/16/18)
- Four-star recruit from Austin's Westlake High School, ranked among top-100 recruits nationally in 2018 class
- Helped Westlake to 36-4 record as senior in 2017-18, playing alongside UTEP's Keonte Kennedy and Texas' Brock Cunningham
- Committed to Baylor in June 2017, more than a year prior to enrolling at BU

**2020-21 GAME-BY-GAME**

| OPPONENT                | DATE  | GS | MIN | FG   | 3FG | FT  | OR-DR-TR | PF | A | T | B | S | PTS |
|-------------------------|-------|----|-----|------|-----|-----|----------|----|---|---|---|---|-----|
| vs. Louisiana-Lafayette | 11/28 |    | 13  | 4-10 | 0-1 | 0-0 | 2-1-3    | 0  | 1 | 1 | 0 | 0 | 8   |
| vs. Washington          | 11/29 |    | 11  | 2-4  | 1-2 | 1-2 | 2-2-4    | 1  | 2 | 1 | 0 | 0 | 6   |
| vs. #5 Illinois         | 12/2  |    | 14  | 3-6  | 1-1 | 0-2 | 1-6-7    | 0  | 0 | 0 | 2 | 1 | 7   |
| SFA                     | 12/9  |    | 16  | 3-6  | 2-3 | 2-2 | 0-0-0    | 3  | 1 | 2 | 2 | 2 | 10  |
| at Kansas State         | 12/19 |    | 16  | 3-8  | 0-3 | 2-2 | 1-4-5    | 2  | 1 | 1 | 0 | 0 | 8   |
| Arkansas Pine-Bluff     | 12/21 |    |     |      |     |     |          |    |   |   |   |   |     |
| Central Arkansas        | 12/29 |    |     |      |     |     |          |    |   |   |   |   |     |
| at Iowa State           | 1/2   |    |     |      |     |     |          |    |   |   |   |   |     |
| Oklahoma                | 1/6   |    |     |      |     |     |          |    |   |   |   |   |     |
| at TCU                  | 1/9   |    |     |      |     |     |          |    |   |   |   |   |     |
| West Virginia           | 1/12  |    |     |      |     |     |          |    |   |   |   |   |     |
| at Texas Tech           | 1/16  |    |     |      |     |     |          |    |   |   |   |   |     |
| Kansas                  | 1/18  |    |     |      |     |     |          |    |   |   |   |   |     |
| at Oklahoma State       | 1/23  |    |     |      |     |     |          |    |   |   |   |   |     |
| Kansas State            | 1/27  |    |     |      |     |     |          |    |   |   |   |   |     |
| Auburn                  | 1/30  |    |     |      |     |     |          |    |   |   |   |   |     |
| at Texas                | 2/2   |    |     |      |     |     |          |    |   |   |   |   |     |
| TCU                     | 2/6   |    |     |      |     |     |          |    |   |   |   |   |     |
| at Oklahoma             | 2/10  |    |     |      |     |     |          |    |   |   |   |   |     |
| Texas Tech              | 2/13  |    |     |      |     |     |          |    |   |   |   |   |     |
| at West Virginia        | 2/15  |    |     |      |     |     |          |    |   |   |   |   |     |
| Oklahoma State          | 2/20  |    |     |      |     |     |          |    |   |   |   |   |     |
| Iowa State              | 2/23  |    |     |      |     |     |          |    |   |   |   |   |     |
| at Kansas               | 2/27  |    |     |      |     |     |          |    |   |   |   |   |     |

**MAYER'S CAREER STATS**

| YEAR          | GP-GS       | MIN-AVG         | FG-A           | PCT         | 3FG-A         | PCT         | FT-A         | PCT         | OFF-DEF-TOT      | AVG        | PF-D        | A         | TO        | B         | S         | TP         | AVG        |
|---------------|-------------|-----------------|----------------|-------------|---------------|-------------|--------------|-------------|------------------|------------|-------------|-----------|-----------|-----------|-----------|------------|------------|
| 2018-19 (FR.) | 33-0        | 388-11.8        | 51-154         | .331        | 20-65         | .308        | 31-47        | .660        | 24-42-66         | 2.0        | 34-0        | 26        | 25        | 8         | 17        | 153        | 4.6        |
| 2019-20 (SO.) | 30-0        | 348-11.6        | 54-128         | .422        | 17-45         | .378        | 20-29        | .690        | 18-39-57         | 1.9        | 30-0        | 23        | 21        | 4         | 15        | 145        | 4.8        |
| 2020-21 (JR.) | 5-0         | 70-14.0         | 15-34          | .441        | 4-10          | .400        | 5-8          | .625        | 6-13-19          | 3.8        | 6-0         | 5         | 5         | 4         | 3         | 39         | 7.8        |
| <b>CAREER</b> | <b>68-0</b> | <b>806-11.9</b> | <b>120-316</b> | <b>.380</b> | <b>41-120</b> | <b>.342</b> | <b>56-84</b> | <b>.667</b> | <b>48-94-142</b> | <b>2.1</b> | <b>70-0</b> | <b>54</b> | <b>51</b> | <b>16</b> | <b>35</b> | <b>337</b> | <b>5.0</b> |



**45 — DAVION MITCHELL**

**G • 6-2 • 205 • JR. • 1L**  
**HINESVILLE, GA. (AUBURN)**

**SEASON HIGHS**

**Points:** — 20 at Kansas State (12/19/20)  
**FG:** — 7 vs. Louisiana-Lafayette (11/28/20); at Kansas State (12/19/20)  
**FGA:** — 12 at Kansas State (12/19/20)  
**3FG:** — 6 at Kansas State (12/19/20)  
**3FGA:** — 10 at Kansas State (12/19/20)  
**FT:** — 2 vs. Louisiana-Lafayette (11/28/20); vs. SFA (12/9/20)  
**FTA:** — 4 vs. Louisiana-Lafayette (11/28/20)  
**Rebounds:** — 4, three times  
**Assists:** — 7, three times  
**Turnovers:** — 4 vs. Washington (11/29/20); at Kansas State (12/19/20)  
**Blocks:** —  
**Steals:** — 4 vs. SFA (12/9/20)  
**Minutes Played:** — 32 at Kansas State (12/19/20)

**CAREER HIGHS**

**Points:** — 20 at Kansas State (12/19/20)  
**FG:** — 9 vs. UT Martin (12/18/19)  
**FGA:** — 13 at Coastal Carolina (11/22/19); at Florida (1/25/20)  
**3FG:** — 6 at Kansas State (12/19/20)  
**3FGA:** — 10 at Kansas State (12/19/20)  
**FT:** — 7 at Florida (1/25/20)  
**FTA:** — 10 vs. Oklahoma State (2/8/20)  
**Rebounds:** — 6 at Texas (2/10/20)  
**Assists:** — 10 vs. Kansas State (2/25/20)  
**Turnovers:** — 5 at Texas (2/10/20); vs. West Virginia (2/15/20)  
**Blocks:** — 2 at Texas (2/10/20); vs. Kansas (2/22/20)  
**Steals:** — 4, four times  
**Minutes Played:** — 41 vs. Texas Tech (3/2/20)

**MISCELLANEOUS**

|                        | 20-21 | BU CAREER | BU RECORD |
|------------------------|-------|-----------|-----------|
| Double-Figure Points:  | 4     | 19        | 18-1      |
| Double-Figure Assists: | —     | 1         | 1-0       |
| 20+ Points:            | 1     | 1         | 1-0       |
| 5+ Assists:            | 4     | 15        | 15-0      |
| Led team in Points:    | —     | 2         | 2-0       |
| Led team in Rebounds:  | —     | 1         | 1-0       |
| Led team in Assists:   | 3     | 18        | 17-1      |
| Led team in Blocks:    | —     | 3         | 2-1       |

**MITCHELL NOTEBOOK**

- Lightning quick junior point guard, transferred to Baylor from Auburn and sat out 2018-19 season
- Named 2020 Big 12 Newcomer of the year, All-Big 12 Second Team and Big 12 All-Defensive Team
- One of 10 finalists for 2020 Naismith Trophy Defensive Player of the Year (joining Mark Vital)
- Tabbed as No. 10 guard in college basketball by The Athletic entering 2020-21 season
- Posted 6+ assists in 4 of 5 games this season (6+ asts in 6 of 64 career games entering this season)
- Has started all 35 games at Baylor after coming off bench in all 34 games as freshman at Auburn in 2017-18
- Scored career-high 20 points and made career-best 6-of-10 from 3-point range in win at Kansas State (12/19/20)
- Made then-career-high 4-of-5 from 3-point range as part of 15-point, 7-assist effort in win over No. 5 Illinois (12/2/20)
- Teams are 43-4 in games in which he's played 20+ minutes (12-0 at Auburn, 31-4 at Baylor)
- Teams are 20-1 in games in which he's scored 10+ points (2-0 at Auburn, 18-1 at Baylor)
- Last 18 Games: averaging 5.4 assists and 1.9 steals per game; has 2.04 assist-to-turnover ratio (96 assists, 47 turnovers)
- Last 26 Games: 11.3 ppg, 4.5 apg, 1.8 spg; shooting 46% (105-of-230) from field, 41% (39-94) on 3FGs in 32.6 minutes/game
- Averaging 11.2 ppg over last 31 games after posting 4.0 ppg over first 38 collegiate games
- Made a 3-pointer in 26 of last 31 games; 40% 3FGs (46-116) over last 31 games after 26% over first 38 collegiate games (17-65)
- Had career-first double-double with 14 points and career-high 10 assists in 33 minutes vs. Kansas State (2/25/20)
- Came off bench in all 34 games as freshman at Auburn in 2017-18, helping Tigers to 26-8 record and SEC title
- Has team-high 41-inch max vertical, 33.5-inch no-step vertical

**2020-21 GAME-BY-GAME**

| OPPONENT                | DATE  | GS | MIN | FG   | 3FG  | FT  | OR-DR-TR | PF | A | T | B | S | PTS |
|-------------------------|-------|----|-----|------|------|-----|----------|----|---|---|---|---|-----|
| vs. Louisiana-Lafayette | 11/28 | *  | 27  | 7-9  | 2-2  | 2-4 | 0-4-4    | 3  | 6 | 1 | 0 | 3 | 18  |
| vs. Washington          | 11/29 | *  | 31  | 2-8  | 1-5  | 1-2 | 1-3-4    | 1  | 7 | 4 | 0 | 1 | 6   |
| vs. #5 Illinois         | 12/2  | *  | 31  | 5-8  | 4-5  | 1-2 | 1-3-4    | 4  | 7 | 3 | 0 | 2 | 15  |
| SFA                     | 12/9  | *  | 31  | 4-6  | 1-2  | 2-2 | 1-2-3    | 1  | 7 | 3 | 1 | 4 | 11  |
| at Kansas State         | 12/19 | *  | 32  | 7-12 | 6-10 | 0-0 | 0-3-3    | 3  | 3 | 4 | 0 | 2 | 20  |
| Arkansas Pine-Bluff     | 12/21 |    |     |      |      |     |          |    |   |   |   |   |     |
| Central Arkansas        | 12/29 |    |     |      |      |     |          |    |   |   |   |   |     |
| at Iowa State           | 1/2   |    |     |      |      |     |          |    |   |   |   |   |     |
| Oklahoma                | 1/6   |    |     |      |      |     |          |    |   |   |   |   |     |
| at TCU                  | 1/9   |    |     |      |      |     |          |    |   |   |   |   |     |
| West Virginia           | 1/12  |    |     |      |      |     |          |    |   |   |   |   |     |
| at Texas Tech           | 1/16  |    |     |      |      |     |          |    |   |   |   |   |     |
| Kansas                  | 1/18  |    |     |      |      |     |          |    |   |   |   |   |     |
| at Oklahoma State       | 1/23  |    |     |      |      |     |          |    |   |   |   |   |     |
| Kansas State            | 1/27  |    |     |      |      |     |          |    |   |   |   |   |     |
| Auburn                  | 1/30  |    |     |      |      |     |          |    |   |   |   |   |     |
| at Texas                | 2/2   |    |     |      |      |     |          |    |   |   |   |   |     |
| TCU                     | 2/6   |    |     |      |      |     |          |    |   |   |   |   |     |
| at Oklahoma             | 2/10  |    |     |      |      |     |          |    |   |   |   |   |     |
| Texas Tech              | 2/13  |    |     |      |      |     |          |    |   |   |   |   |     |
| at West Virginia        | 2/15  |    |     |      |      |     |          |    |   |   |   |   |     |
| Oklahoma State          | 2/20  |    |     |      |      |     |          |    |   |   |   |   |     |
| Iowa State              | 2/23  |    |     |      |      |     |          |    |   |   |   |   |     |
| at Kansas               | 2/27  |    |     |      |      |     |          |    |   |   |   |   |     |

**MITCHELL'S AUBURN STATS**

| YEAR          | GP-GS | MIN-AVG  | FG-A   | PCT  | 3FG-A | PCT  | FT-A  | PCT  | OFF-DEF-TOT | AVG | PF-D | A  | TO | B | S  | TP  | AVG |
|---------------|-------|----------|--------|------|-------|------|-------|------|-------------|-----|------|----|----|---|----|-----|-----|
| 2017-18 (FR.) | 34-0  | 582-17.1 | 45-105 | .429 | 15-52 | .288 | 21-31 | .677 | 9-30-39     | 1.1 | 73-1 | 63 | 38 | 1 | 18 | 126 | 3.7 |

**MITCHELL'S BAYLOR STATS**

| YEAR               | GP-GS        | MIN-AVG          | FG-A           | PCT         | 3FG-A         | PCT         | FT-A          | PCT         | OFF-DEF-TOT       | AVG        | PF-D         | A          | TO         | B         | S         | TP         | AVG         |
|--------------------|--------------|------------------|----------------|-------------|---------------|-------------|---------------|-------------|-------------------|------------|--------------|------------|------------|-----------|-----------|------------|-------------|
| 2019-20 (SO.)      | 30-30        | 973-32.4         | 105-257        | .409        | 34-105        | .324        | 53-80         | .663        | 10-71-81          | 2.7        | 82-1         | 114        | 67         | 11        | 44        | 297        | 9.9         |
| 2020-21 (JR.)      | 5-5          | 152-30.4         | 25-43          | .581        | 14-24         | .583        | 6-10          | .600        | 3-15-18           | 3.6        | 12-0         | 30         | 15         | 1         | 12        | 70         | 14.0        |
| <b>BU CAREER</b>   | <b>35-35</b> | <b>1125-32.1</b> | <b>130-300</b> | <b>.433</b> | <b>48-129</b> | <b>.372</b> | <b>59-90</b>  | <b>.656</b> | <b>13-86-99</b>   | <b>2.8</b> | <b>94-1</b>  | <b>144</b> | <b>82</b>  | <b>12</b> | <b>56</b> | <b>367</b> | <b>10.5</b> |
| <b>NCAA CAREER</b> | <b>69-35</b> | <b>1707-24.7</b> | <b>175-405</b> | <b>.432</b> | <b>63-181</b> | <b>.348</b> | <b>80-121</b> | <b>.661</b> | <b>22-116-138</b> | <b>2.0</b> | <b>167-2</b> | <b>207</b> | <b>120</b> | <b>13</b> | <b>74</b> | <b>493</b> | <b>7.1</b>  |



## 23 — JONATHAN TCHAMWA TCHATCHOUA

F • 6-8 • 245 • SO. • SQ  
DOUALA, CAMEROON (UNLV)

### SEASON HIGHS

**Points:** — 13 vs. SFA (12/9/20); at Kansas State (12/19/20)  
**FG:** — 6 at Kansas State (12/19/20)  
**FGA:** — 10 at Kansas State (12/19/20)  
**3FG:** —  
**3FGA:** —  
**FT:** — 5 vs. Illinois (12/2/20)  
**FTA:** — 6 vs. Illinois (12/2/20)  
**Rebounds:** — 9 vs. Washington (11/29/20); vs. Illinois (12/2/20)  
**Assists:** — 1 vs. Washington (11/29/20); at Kansas State (12/19/20)  
**Turnovers:** — 2 vs. Louisiana-Lafayette (11/28/20)  
**Blocks:** — 1 vs. Washington (11/29/20); vs. SFA (12/9/20)  
**Steals:** — 2 at Kansas State (12/19/20)  
**Minutes Played:** — 24 vs. Illinois (12/2/20); at K-State (12/19/20)

### CAREER HIGHS

**Points:** — 13, three times  
**FG:** — 6 at Kansas State (12/19/20)  
**FGA:** — 10 at Kansas State (12/19/20)  
**3FG:** —  
**3FGA:** — 1, three times  
**FT:** — 9 vs. Colorado State (1/2/19)  
**FTA:** — 10 vs. Colorado State (1/2/19)  
**Rebounds:** — 12 vs. Colorado State (1/2/19)  
**Assists:** — 2 vs. Indiana State (12/23/18)  
**Turnovers:** — 4 vs. New Mexico (1/8/19)  
**Blocks:** — 3 vs. San Jose State (1/19/19)  
**Steals:** — 2, three times  
**Minutes Played:** — 40 vs. BYU (12/15/18)

### MISCELLANEOUS

|                           | 20-21 | BU RECORD |
|---------------------------|-------|-----------|
| Double-Figure Points:     | 3     | 3-0       |
| Double-Figure Rebounds:   | —     | —         |
| 2+ Blocks:                | —     | —         |
| Led team in Points:       | —     | —         |
| Led team in Rebounds:     | 3     | 3-0       |
| Led team in Blocks:       | —     | —         |
| Led team in Bench Points: | 1     | 1-0       |

## TCHAMWA TCHATCHOUA NOTEBOOK

- Third-year sophomore big man with tremendous athleticism, extremely coachable; splits time with Flo Thamba at 5-spot
- Coaches refer to him as “Everyday Jon,” because they know he’s going to be the same energy-giving person every day
- Transferred to Baylor after playing one year at UNLV, sat out 2019-20 season and participated on BU practice squad
- Matched career-high with 13 points (all in first half), including 3 alley-oop dunks in 24 minutes off bench at K-State (12/19/20)
- Scored career-high 13 points and added team-high 6 rebounds in 21 minutes off bench vs. SFA (12/9/20)
- Posted 9 points and 9 rebounds in 24 minutes off bench in win over No. 5 Illinois (12/2/20)
- Nearly posted double-double in second game with Bears, 12 points and 9 rebounds in 19 minutes off bench vs. Washington
- Played 31 games (11 starts) as freshman at UNLV, averaging 3.4 PPG, 3.5 RPG, 0.7 BPG in 13.3 MPG
- Recorded double-double with 13 points and 12 rebounds in just 16 minutes of win vs. Colorado State (1/2/19)
- Played 40 minutes in overtime win in first collegiate start vs. BYU (12/15/18)
- Born in Cameroon, moved to Australia and played at NBA Global Academy for final two high school seasons

## 2020-21 GAME-BY-GAME


| OPPONENT                | DATE  | GS | MIN | FG   | 3FG | FT  | OR-DR-TR | PF | A | T | B | S | PTS |
|-------------------------|-------|----|-----|------|-----|-----|----------|----|---|---|---|---|-----|
| vs. Louisiana-Lafayette | 11/28 |    | 16  | 2-5  | 0-0 | 2-2 | 1-6-7    | 3  | 0 | 2 | 0 | 0 | 6   |
| vs. Washington          | 11/29 |    | 19  | 5-9  | 0-0 | 2-2 | 4-5-9    | 2  | 1 | 1 | 1 | 0 | 12  |
| vs. #5 Illinois         | 12/2  |    | 24  | 2-4  | 0-0 | 5-6 | 6-3-9    | 4  | 0 | 1 | 0 | 0 | 9   |
| SFA                     | 12/9  |    | 21  | 5-6  | 0-0 | 3-4 | 1-5-6    | 3  | 0 | 0 | 1 | 0 | 13  |
| at Kansas State         | 12/19 |    | 24  | 6-10 | 0-0 | 1-2 | 3-1-4    | 2  | 1 | 0 | 0 | 2 | 13  |
| Arkansas Pine-Bluff     | 12/21 |    |     |      |     |     |          |    |   |   |   |   |     |
| Central Arkansas        | 12/29 |    |     |      |     |     |          |    |   |   |   |   |     |
| at Iowa State           | 1/2   |    |     |      |     |     |          |    |   |   |   |   |     |
| Oklahoma                | 1/6   |    |     |      |     |     |          |    |   |   |   |   |     |
| at TCU                  | 1/9   |    |     |      |     |     |          |    |   |   |   |   |     |
| West Virginia           | 1/12  |    |     |      |     |     |          |    |   |   |   |   |     |
| at Texas Tech           | 1/16  |    |     |      |     |     |          |    |   |   |   |   |     |
| Kansas                  | 1/18  |    |     |      |     |     |          |    |   |   |   |   |     |
| at Oklahoma State       | 1/23  |    |     |      |     |     |          |    |   |   |   |   |     |
| Kansas State            | 1/27  |    |     |      |     |     |          |    |   |   |   |   |     |
| Auburn                  | 1/30  |    |     |      |     |     |          |    |   |   |   |   |     |
| at Texas                | 2/2   |    |     |      |     |     |          |    |   |   |   |   |     |
| TCU                     | 2/6   |    |     |      |     |     |          |    |   |   |   |   |     |
| at Oklahoma             | 2/10  |    |     |      |     |     |          |    |   |   |   |   |     |
| Texas Tech              | 2/13  |    |     |      |     |     |          |    |   |   |   |   |     |
| at West Virginia        | 2/15  |    |     |      |     |     |          |    |   |   |   |   |     |
| Oklahoma State          | 2/20  |    |     |      |     |     |          |    |   |   |   |   |     |
| Iowa State              | 2/23  |    |     |      |     |     |          |    |   |   |   |   |     |
| at Kansas               | 2/27  |    |     |      |     |     |          |    |   |   |   |   |     |

## TCHAMWA TCHATCHOUA'S UNLV STATS

| YEAR          | GP-GS | MIN-AVG  | FG-A  | PCT  | 3FG-A | PCT  | FT-A  | PCT  | OFF-DEF-TOT | AVG | PF-D | A | TO | B  | S | TP  | AVG |
|---------------|-------|----------|-------|------|-------|------|-------|------|-------------|-----|------|---|----|----|---|-----|-----|
| 2018-19 (FR.) | 31-11 | 412-13.3 | 38-80 | .475 | 0-3   | .000 | 30-44 | .682 | 57-50-107   | 3.5 | 68-2 | 6 | 25 | 21 | 7 | 106 | 3.4 |

## TCHAMWA TCHATCHOUA'S BAYLOR STATS

| YEAR               | GP-GS        | MIN-AVG         | FG-A          | PCT         | 3FG-A      | PCT         | FT-A         | PCT         | OFF-DEF-TOT      | AVG        | PF-D        | A        | TO        | B         | S        | TP         | AVG        |
|--------------------|--------------|-----------------|---------------|-------------|------------|-------------|--------------|-------------|------------------|------------|-------------|----------|-----------|-----------|----------|------------|------------|
| 2020-21 (SO.)      | 5-0          | 104-20.8        | 20-34         | .588        | 0-0        | .000        | 13-16        | .813        | 15-20-35         | 7.0        | 14-0        | 2        | 4         | 2         | 2        | 53         | 10.6       |
| <b>NCAA CAREER</b> | <b>36-11</b> | <b>516-14.3</b> | <b>58-114</b> | <b>.509</b> | <b>0-3</b> | <b>.000</b> | <b>43-60</b> | <b>.717</b> | <b>72-70-142</b> | <b>3.9</b> | <b>82-2</b> | <b>8</b> | <b>29</b> | <b>23</b> | <b>9</b> | <b>159</b> | <b>4.4</b> |



**31 — MACIO TEAGUE**

G • 6-4 • 195 • SR. • 1L

CINCINNATI, OHIO (UNC ASHEVILLE)

**SEASON HIGHS**

**Points:** — 23 at Kansas State (12/19/20)  
**FG:** — 9 vs. Louisiana-Lafayette (11/28/20)  
**FGA:** — 18 vs. Louisiana-Lafayette (11/28/20)  
**3FG:** — 5 at Kansas State (12/19/20)  
**3FGA:** — 9 at Kansas State (12/19/20)  
**FT:** — 5 vs. SFA (12/9/20)  
**FTA:** — 5 vs. SFA (12/9/20)  
**Rebounds:** — 10 at Kansas State (12/19/20)  
**Assists:** — 4 vs. Louisiana-Lafayette (11/28/20)  
**Turnovers:** — 2, three times  
**Blocks:** —  
**Steals:** — 1 at Kansas State (12/19/20)  
**Minutes Played:** — 37 at Kansas State (12/19/20)

**CAREER HIGHS**

**Points:** — 36 at Campbell (2/1/18)\*  
**FG:** — 14 at Campbell (2/1/18)\*  
**FGA:** — 24 vs. USC (3/13/18)\*  
**3FG:** — 7 at Campbell (2/1/18)\*  
**3FGA:** — 15 at Campbell (2/1/18)\*  
**FT:** — 12 at Charleston Southern (1/14/17)\*  
**FTA:** — 14 vs. High Point (1/27/18)\*  
**Rebounds:** — 11 at UNC Greensboro (12/19/17)\*  
**Assists:** — 8 vs. Wofford (11/26/17)\*  
**Turnovers:** — 8 at Rhode Island (11/10/17)\*  
**Blocks:** — 1, 16 times (11 at UNCA, 5 at BU)  
**Steals:** — 5 at Coastal Carolina (12/3/16)\*  
**Minutes Played:** — 49 vs. USC (3/13/18)\*

\* - while at UNC Asheville

**MISCELLANEOUS**

|                         | 20-21 | BU CAREER | BU RECORD |
|-------------------------|-------|-----------|-----------|
| Double-Figure Points:   | 4     | 26        | 25-1      |
| Double-Figure Rebounds: | 1     | 2         | 2-0       |
| Double-Doubles:         | 1     | 2         | 2-0       |
| 20+ Points:             | 2     | 5         | 5-0       |
| 5+ Assists:             | —     | 3         | 2-1       |
| Led team in Points:     | 2     | 12        | 12-0      |
| Led team in Rebounds:   | 2     | 6         | 6-0       |
| Led team in Assists:    | —     | 3         | 2-1       |
| Led team in Blocks:     | —     | 1         | 1-0       |

**TEAGUE NOTEBOOK**

- Fifth-year senior guard, earned All-Big 12 Second Team honors in first season at BU; played 2 years at UNC Asheville
- Has earned All-Conference honors all 3 collegiate seasons (1st Team All-Big South 2017 & 2018, 2nd Team All-Big 12 2020)
- Made at least one 3-pointer in 53 of last 58 games played, including 45 of 58 games with 2+ 3FGs
- Scored game-high 23 points and added 10 rebounds for 5th career double-double (2nd at BU) in win at Kansas State (12/19/20)
- Led Bears with 21 points, 7 rebounds and 4 assists in 32 minutes of season-opener vs. Louisiana (11/28/20)
- Has 7 career games with 6+ made 3FGs, 13 games with 5+ made 3FGs and 40 games with 3+ made 3FGs
- Scored in double-figures in 26 of 33 games at Baylor and in 80 of 100 games during collegiate career
- Career .411 3-point shooter, averaging 2.37 made 3s per games (237-of-576 over 100 games)
- Played in 90 consecutive games (89 starts) to start collegiate career before sitting out 2 games with broken wrist
- Led team in scoring in 6 straight games with 15+ points in each before suffering broken wrist at Texas (2/10/20)
- Posted season-high 24 points in win over Oklahoma State (2/8/20), including 6-of-6 free throws in final 14 seconds
- Scored game-high 21 points and added 6 rebounds in first Big 12 game vs. Texas (1/4/20)
- Led team with 19 points, including 9-of-10 at FT line, in win over No. 12 Arizona (12/7/19)
- Had 4th career double-double with 18 points and 10 rebounds in Baylor debut vs. Central Arkansas (11/5/19)
- Earned Myrtle Beach Invitational All-Tournament honors after leading Bears with 18.7 points per game (17+ points all 3 games)
- Scored 1,078 points over 2 seasons at UNCA, 4th player in Big South history to reach 1k as soph.

**2020-21 GAME-BY-GAME**

| OPPONENT                | DATE  | GS | MIN | FG   | 3FG | FT  | OR-DR-TR | PF | A | T | B | S | PTS |
|-------------------------|-------|----|-----|------|-----|-----|----------|----|---|---|---|---|-----|
| vs. Louisiana-Lafayette | 11/28 | *  | 32  | 9-18 | 3-7 | 0-0 | 2-5-7    | 0  | 4 | 2 | 0 | 0 | 21  |
| vs. Washington          | 11/29 | *  | 29  | 6-12 | 2-6 | 1-2 | 3-3-6    | 0  | 1 | 2 | 0 | 0 | 15  |
| vs. #5 Illinois         | 12/2  | *  | 32  | 4-10 | 0-2 | 3-4 | 1-1-2    | 0  | 0 | 0 | 0 | 0 | 11  |
| SFA                     | 12/9  | *  | 25  | 2-6  | 0-3 | 5-5 | 1-1-2    | 1  | 1 | 2 | 0 | 0 | 9   |
| at Kansas State         | 12/19 | *  | 37  | 8-14 | 5-9 | 2-3 | 4-6-10   | 0  | 2 | 1 | 0 | 1 | 23  |
| Arkansas Pine-Bluff     | 12/21 |    |     |      |     |     |          |    |   |   |   |   |     |
| Central Arkansas        | 12/29 |    |     |      |     |     |          |    |   |   |   |   |     |
| at Iowa State           | 1/2   |    |     |      |     |     |          |    |   |   |   |   |     |
| Oklahoma                | 1/6   |    |     |      |     |     |          |    |   |   |   |   |     |
| at TCU                  | 1/9   |    |     |      |     |     |          |    |   |   |   |   |     |
| West Virginia           | 1/12  |    |     |      |     |     |          |    |   |   |   |   |     |
| at Texas Tech           | 1/16  |    |     |      |     |     |          |    |   |   |   |   |     |
| Kansas                  | 1/18  |    |     |      |     |     |          |    |   |   |   |   |     |
| at Oklahoma State       | 1/23  |    |     |      |     |     |          |    |   |   |   |   |     |
| Kansas State            | 1/27  |    |     |      |     |     |          |    |   |   |   |   |     |
| Auburn                  | 1/30  |    |     |      |     |     |          |    |   |   |   |   |     |
| at Texas                | 2/2   |    |     |      |     |     |          |    |   |   |   |   |     |
| TCU                     | 2/6   |    |     |      |     |     |          |    |   |   |   |   |     |
| at Oklahoma             | 2/10  |    |     |      |     |     |          |    |   |   |   |   |     |
| Texas Tech              | 2/13  |    |     |      |     |     |          |    |   |   |   |   |     |
| at West Virginia        | 2/15  |    |     |      |     |     |          |    |   |   |   |   |     |
| Oklahoma State          | 2/20  |    |     |      |     |     |          |    |   |   |   |   |     |
| Iowa State              | 2/23  |    |     |      |     |     |          |    |   |   |   |   |     |
| at Kansas               | 2/27  |    |     |      |     |     |          |    |   |   |   |   |     |

**TEAGUE'S UNC ASHEVILLE STATS**

| YEAR          | GP-GS        | MIN-AVG          | FG-A           | PCT         | 3FG-A          | PCT         | FT-A           | PCT         | OFF-DEF-TOT       | AVG        | PF-D         | A          | TO         | B         | S         | TP          | AVG         |
|---------------|--------------|------------------|----------------|-------------|----------------|-------------|----------------|-------------|-------------------|------------|--------------|------------|------------|-----------|-----------|-------------|-------------|
| 2016-17 (FR.) | 33-32        | 1124-34.1        | 169-361        | .468        | 70-154         | .455        | 101-114        | .886        | 18-133-151        | 4.6        | 46-0         | 90         | 31         | 7         | 36        | 509         | 15.4        |
| 2017-18 (SO.) | 34-34        | 1200-35.3        | 181-433        | .418        | 97-228         | .425        | 110-127        | .866        | 17-132-149        | 4.4        | 57-0         | 85         | 70         | 4         | 54        | 569         | 16.7        |
| <b>CAREER</b> | <b>67-66</b> | <b>2324-34.7</b> | <b>350-794</b> | <b>.441</b> | <b>167-382</b> | <b>.437</b> | <b>211-241</b> | <b>.876</b> | <b>35-265-300</b> | <b>4.5</b> | <b>103-0</b> | <b>175</b> | <b>101</b> | <b>11</b> | <b>90</b> | <b>1078</b> | <b>16.1</b> |

**TEAGUE'S BAYLOR STATS**

| YEAR               | GP-GS         | MIN-AVG          | FG-A            | PCT         | 3FG-A          | PCT         | FT-A           | PCT         | OFF-DEF-TOT       | AVG        | PF-D         | A          | TO         | B         | S          | TP          | AVG         |
|--------------------|---------------|------------------|-----------------|-------------|----------------|-------------|----------------|-------------|-------------------|------------|--------------|------------|------------|-----------|------------|-------------|-------------|
| 2019-20 (JR.)      | 28-28         | 913-32.6         | 120-300         | .400        | 60-169         | .355        | 89-105         | .848        | 29-100-129        | 4.6        | 36-0         | 52         | 35         | 5         | 27         | 389         | 13.9        |
| 2020-21 (SR.)      | 5-5           | 155-31.0         | 29-60           | .483        | 10-27          | .370        | 11-14          | .786        | 11-16-27          | 5.4        | 1-0          | 8          | 7          | 0         | 1          | 79          | 15.8        |
| <b>BU CAREER</b>   | <b>33-33</b>  | <b>1068-32.4</b> | <b>149-360</b>  | <b>.414</b> | <b>70-196</b>  | <b>.357</b> | <b>100-119</b> | <b>.840</b> | <b>40-116-156</b> | <b>4.7</b> | <b>37-0</b>  | <b>60</b>  | <b>42</b>  | <b>5</b>  | <b>28</b>  | <b>468</b>  | <b>14.2</b> |
| <b>NCAA CAREER</b> | <b>100-99</b> | <b>3392-33.9</b> | <b>499-1154</b> | <b>.432</b> | <b>237-578</b> | <b>.410</b> | <b>311-360</b> | <b>.864</b> | <b>75-381-456</b> | <b>4.6</b> | <b>140-0</b> | <b>235</b> | <b>143</b> | <b>16</b> | <b>118</b> | <b>1546</b> | <b>15.5</b> |



**0 — FLO THAMBA**

**F • 6-10 • 245 • JR. • 2L**  
**KINSHASA, CONGO (MOUNTAIN MISSION SCHOOL)**

**SEASON HIGHS**

**Points:** — 6 vs. Louisiana-Lafayette (11/28/20)  
**FG:** — 2 vs. Louisiana-Lafayette (11/28/20); vs. Illinois (12/2/20)  
**FGA:** — 4 vs. Louisiana-Lafayette (11/28/20)  
**3FG:** —  
**3FGA:** —  
**FT:** — 2 vs. Louisiana-Lafayette (11/28/20); vs. SFA (12/9/20)  
**FTA:** — 4 vs. Louisiana-Lafayette (11/28/20)  
**Rebounds:** — 7 vs. ULL (11/28/20); at Kansas State (12/19/20)  
**Assists:** — 1 at Kansas State (12/19/20)  
**Turnovers:** — 3 at Kansas State (12/19/20)  
**Blocks:** — 1 vs. Washington (11/28/20)  
**Steals:** —  
**Minutes Played:** — 20 vs. Louisiana-Lafayette (11/28/20)

**CAREER HIGHS**

**Points:** — 11 vs. UT Martin (12/18/19)  
**FG:** — 4 vs. UT Martin (12/18/19)  
**FGA:** — 5 vs. Kansas (1/12/19)  
**3FG:** —  
**3FGA:** —  
**FT:** — 3, four times  
**FTA:** — 6 vs. UT Martin (12/18/19)  
**Rebounds:** — 8 vs. UT Martin (12/18/19)  
**Assists:** — 3 vs. TCU (2/2/19)  
**Turnovers:** — 3 at Kansas State (12/19/20)  
**Blocks:** — 4 vs. UT Martin (12/18/19)  
**Steals:** — 1, seven times  
**Minutes Played:** — 21, three times

**MISCELLANEOUS**

|                           | 20-21 | CAREER | BU RECORD |
|---------------------------|-------|--------|-----------|
| Double-Figure Points:     | —     | 1      | 1-0       |
| Double-Figure Rebounds:   | —     | —      | —         |
| Double-Doubles:           | —     | —      | —         |
| 2+ Blocks:                | —     | 8      | 7-1       |
| Led team in Points:       | —     | —      | —         |
| Led team in Rebounds:     | 1     | 2      | 2-0       |
| Led team in Blocks:       | —     | 8      | 6-2       |
| Led team in Bench Points: | —     | 3      | 2-1       |

**THAMBA NOTEBOOK**


- Junior with 7-foot-5 wingspan, originally from Kinshasa, Congo; splits time with Jonathan Tchamwa Tchatchoua at 5-spot
- Started first 5 games of 2020-21 season (first career starts); had 6 points and 7 rebounds in 20 minutes vs. Louisiana (11/28)
- Recorded 7 rebounds (6 offensive) in 18 minutes of BU win at Kansas State (12/19/20)
- Played off bench in 19 of 30 games last season, totaling 43 points, 42 rebounds and 13 blocks in 172 minutes
- Saw 15 minutes of action in season finale last year at West Virginia, most in any Big 12 game last season
- Made pair of clutch free throws to give Bears 1-point lead with 4:55 left in comeback win at Oklahoma State (11/18/20)
- Recorded career-highs with 11 points (4-4 FGs), 8 rebounds, 4 blocks and 21 minutes vs. UT Martin (12/18/19)
- Came off bench in 33 of 34 games as freshman in 2018-19, including 15 games with double-digit minutes
- Born in Congo, lived in England, France and South Africa, emigrated to United States in 2014
- Averaged 14.0 points, 10.0 rebounds and 1.5 blocks as senior at Mountain Mission School in Grundy, Va.
- Late addition to 2018 signing class, ranked No. 243 overall and No. 34 center by 247Sports

**2020-21 GAME-BY-GAME**

| OPPONENT                | DATE  | GS | MIN | FG  | 3FG | FT  | OR-DR-TR | PF | A | T | B | S | PTS |
|-------------------------|-------|----|-----|-----|-----|-----|----------|----|---|---|---|---|-----|
| vs. Louisiana-Lafayette | 11/28 | *  | 20  | 2-4 | 0-0 | 2-4 | 5-2-7    | 2  | 0 | 1 | 0 | 0 | 6   |
| vs. Washington          | 11/29 | *  | 15  | 0-1 | 0-0 | 0-2 | 1-1-2    | 2  | 0 | 0 | 1 | 0 | 0   |
| vs. #5 Illinois         | 12/2  | *  | 13  | 2-2 | 0-0 | 0-3 | 0-0-0    | 3  | 0 | 0 | 0 | 0 | 4   |
| SFA                     | 12/9  | *  | 11  | 1-1 | 0-0 | 2-2 | 1-0-1    | 4  | 0 | 1 | 0 | 0 | 4   |
| at Kansas State         | 12/19 | *  | 18  | 1-1 | 0-0 | 1-2 | 6-1-7    | 2  | 1 | 3 | 0 | 0 | 3   |
| Arkansas Pine-Bluff     | 12/21 |    |     |     |     |     |          |    |   |   |   |   |     |
| Central Arkansas        | 12/29 |    |     |     |     |     |          |    |   |   |   |   |     |
| at Iowa State           | 1/2   |    |     |     |     |     |          |    |   |   |   |   |     |
| Oklahoma                | 1/6   |    |     |     |     |     |          |    |   |   |   |   |     |
| at TCU                  | 1/9   |    |     |     |     |     |          |    |   |   |   |   |     |
| West Virginia           | 1/12  |    |     |     |     |     |          |    |   |   |   |   |     |
| at Texas Tech           | 1/16  |    |     |     |     |     |          |    |   |   |   |   |     |
| Kansas                  | 1/18  |    |     |     |     |     |          |    |   |   |   |   |     |
| at Oklahoma State       | 1/23  |    |     |     |     |     |          |    |   |   |   |   |     |
| Kansas State            | 1/27  |    |     |     |     |     |          |    |   |   |   |   |     |
| Auburn                  | 1/30  |    |     |     |     |     |          |    |   |   |   |   |     |
| at Texas                | 2/2   |    |     |     |     |     |          |    |   |   |   |   |     |
| TCU                     | 2/6   |    |     |     |     |     |          |    |   |   |   |   |     |
| at Oklahoma             | 2/10  |    |     |     |     |     |          |    |   |   |   |   |     |
| Texas Tech              | 2/13  |    |     |     |     |     |          |    |   |   |   |   |     |
| at West Virginia        | 2/15  |    |     |     |     |     |          |    |   |   |   |   |     |
| Oklahoma State          | 2/20  |    |     |     |     |     |          |    |   |   |   |   |     |
| Iowa State              | 2/23  |    |     |     |     |     |          |    |   |   |   |   |     |
| at Kansas               | 2/27  |    |     |     |     |     |          |    |   |   |   |   |     |

**THAMBA'S CAREER STATS**

| YEAR          | GP-GS       | MIN-AVG         | FG-A         | PCT         | 3FG-A      | PCT         | FT-A         | PCT         | OFF-DEF-TOT      | AVG        | PF-D         | A         | TO        | B         | S        | TP         | AVG        |
|---------------|-------------|-----------------|--------------|-------------|------------|-------------|--------------|-------------|------------------|------------|--------------|-----------|-----------|-----------|----------|------------|------------|
| 2018-19 (FR.) | 33-0        | 331-10.0        | 21-39        | .538        | 0-0        | .000        | 16-30        | .533        | 31-41-72         | 2.2        | 57-1         | 11        | 24        | 21        | 6        | 58         | 1.8        |
| 2019-20 (SO.) | 19-0        | 172-9.1         | 13-27        | .481        | 0-0        | .000        | 17-30        | .567        | 14-28-42         | 2.2        | 33-1         | 2         | 7         | 13        | 1        | 43         | 2.3        |
| 2020-21 (JR.) | 5-5         | 77-15.4         | 6-9          | .667        | 0-0        | .000        | 5-14         | .357        | 13-4-17          | 3.4        | 13-0         | 1         | 5         | 1         | 0        | 17         | 3.4        |
| <b>CAREER</b> | <b>57-5</b> | <b>580-10.2</b> | <b>40-75</b> | <b>.533</b> | <b>0-0</b> | <b>.000</b> | <b>38-74</b> | <b>.514</b> | <b>58-73-131</b> | <b>2.3</b> | <b>103-2</b> | <b>14</b> | <b>36</b> | <b>35</b> | <b>7</b> | <b>118</b> | <b>2.1</b> |



**5 — JORDAN TURNER**

G/F • 6-8 • 195 • RFR. • SQ  
HOUSTON, TEXAS (SUNRISE CHRISTIAN)

**SEASON/CAREER HIGHS**

Points: —  
FG: —  
FGA: — 1 vs. SFA (12/9/20)  
3FG: —  
3FGA: —  
FT: —  
FTA: —  
Rebounds: —  
Assists: —  
Steals: —  
Blocks: —  
Turnovers: — 1 vs. SFA (12/9/20)  
Minutes Played: — 4 vs. SFA (12/9/20)

**MISCELLANEOUS**

|                         | 20-21 | BU RECORD |
|-------------------------|-------|-----------|
| Double-Figure Points:   | —     | —         |
| Double-Figure Rebounds: | —     | —         |
| Double-Doubles:         | —     | —         |
| 2+ Blocks:              | —     | —         |
| Led team in Points:     | —     | —         |
| Led team in Rebounds:   | —     | —         |
| Led team in Blocks:     | —     | —         |
| Led team in Assists:    | —     | —         |

**TURNER NOTEBOOK**

- Redshirt freshman wing from Houston, attended Sunrise Christian in Bel Aire, Kan. for final 2 prep seasons
- Elected to take voluntary redshirt and participate on practice squad during 2019-20 season
- Played first two collegiate games in Bears' trip to Las Vegas, seeing 2 minutes of late-game action in both games
- Ranked No. 11 recruit in Texas and No. 24 SF nationally in 2019 signing class by ESPN
- Played first two prep seasons at Global Learning Village in Houston
- Twin brother, Jalyn, is sophomore on Central Oklahoma basketball squad

**2020-21 GAME-BY-GAME**

| OPPONENT                | DATE  | GS | MIN | FG  | 3FG | FT  | OR-DR-TR | PF | A | T | B | S | PTS |
|-------------------------|-------|----|-----|-----|-----|-----|----------|----|---|---|---|---|-----|
| vs. Louisiana-Lafayette | 11/28 |    | 2   | 0-0 | 0-0 | 0-0 | 0-0-0    | 0  | 0 | 0 | 0 | 0 | 0   |
| vs. Washington          | 11/29 |    | 2   | 0-0 | 0-0 | 0-0 | 0-0-0    | 0  | 0 | 0 | 0 | 0 | 0   |
| vs. #5 Illinois         | 12/2  |    |     | DNP |     |     |          |    |   |   |   |   |     |
| SFA                     | 12/9  |    | 4   | 0-1 | 0-0 | 0-0 | 0-0-0    | 1  | 0 | 1 | 0 | 0 | 0   |
| at Kansas State         | 12/19 |    |     | DNP |     |     |          |    |   |   |   |   |     |
| Arkansas Pine-Bluff     | 12/21 |    |     |     |     |     |          |    |   |   |   |   |     |
| Central Arkansas        | 12/29 |    |     |     |     |     |          |    |   |   |   |   |     |
| at Iowa State           | 1/2   |    |     |     |     |     |          |    |   |   |   |   |     |
| Oklahoma                | 1/6   |    |     |     |     |     |          |    |   |   |   |   |     |
| at TCU                  | 1/9   |    |     |     |     |     |          |    |   |   |   |   |     |
| West Virginia           | 1/12  |    |     |     |     |     |          |    |   |   |   |   |     |
| at Texas Tech           | 1/16  |    |     |     |     |     |          |    |   |   |   |   |     |
| Kansas                  | 1/18  |    |     |     |     |     |          |    |   |   |   |   |     |
| at Oklahoma State       | 1/23  |    |     |     |     |     |          |    |   |   |   |   |     |
| Kansas State            | 1/27  |    |     |     |     |     |          |    |   |   |   |   |     |
| Auburn                  | 1/30  |    |     |     |     |     |          |    |   |   |   |   |     |
| at Texas                | 2/2   |    |     |     |     |     |          |    |   |   |   |   |     |
| TCU                     | 2/6   |    |     |     |     |     |          |    |   |   |   |   |     |
| at Oklahoma             | 2/10  |    |     |     |     |     |          |    |   |   |   |   |     |
| Texas Tech              | 2/13  |    |     |     |     |     |          |    |   |   |   |   |     |
| at West Virginia        | 2/15  |    |     |     |     |     |          |    |   |   |   |   |     |
| Oklahoma State          | 2/20  |    |     |     |     |     |          |    |   |   |   |   |     |
| Iowa State              | 2/23  |    |     |     |     |     |          |    |   |   |   |   |     |
| at Kansas               | 2/27  |    |     |     |     |     |          |    |   |   |   |   |     |

| <b>TURNER'S CAREER STATS</b> |            |              |            |             |            |             |            |             |              |            |            |          |          |          |          |          |            |
|------------------------------|------------|--------------|------------|-------------|------------|-------------|------------|-------------|--------------|------------|------------|----------|----------|----------|----------|----------|------------|
| YEAR                         | GP-GS      | MIN-AVG      | FG-A       | PCT         | 3FG-A      | PCT         | FT-A       | PCT         | OFF-DEF-TOT  | AVG        | PF-D       | A        | TO       | B        | S        | TP       | AVG        |
| 2020-21 (RFR.)               | 3-0        | 8-2.7        | 0-1        | .000        | 0-0        | .000        | 0-0        | .000        | 0-0-0        | 0.0        | 1-0        | 0        | 1        | 0        | 0        | 0        | 0.0        |
| <b>CAREER</b>                | <b>3-0</b> | <b>8-2.7</b> | <b>0-1</b> | <b>.000</b> | <b>0-0</b> | <b>.000</b> | <b>0-0</b> | <b>.000</b> | <b>0-0-0</b> | <b>0.0</b> | <b>1-0</b> | <b>0</b> | <b>1</b> | <b>0</b> | <b>0</b> | <b>0</b> | <b>0.0</b> |





## 11 — MARK VITAL

G/F • 6-5 • 250 • SR. • 3L

LAKE CHARLES, LA. (ADVANCED PREP INT'L (TEXAS))

### SEASON HIGHS

**Points:** — 8 vs. Washington (11/29/20)  
**FG:** — 4 vs. Washington (11/29/20)  
**FGA:** — 8 vs. Washington (11/29/20)  
**3FG:** —  
**3FGA:** — 1 vs. SFA (12/9/20)  
**FT:** — 2 vs. Illinois (12/2/20)  
**FTA:** — 3 vs. Washington (11/29/20)  
**Rebounds:** — 15 vs. Washington (11/29/20)  
**Assists:** — 4 vs. Washington (11/29/20)  
**Turnovers:** — 4 vs. Washington (11/29/20); vs. SFA (12/9/20)  
**Blocks:** — 3 vs. Washington (11/29/20)  
**Steals:** — 3 vs. Louisiana-Lafayette (11/28/20); vs. SFA (12/9/20)  
**Minutes Played:** — 27 vs. Washington (11/29/20); vs. Illinois (12/2/20)

### CAREER HIGHS

**Points:** — 17 vs. Gonzaga (3/23/19)  
**FG:** — 7 vs. Gonzaga (3/23/19)  
**FGA:** — 13 vs. Kansas (1/12/19)  
**3FG:** — 1, seven times  
**3FGA:** — 4 vs. Jackson State (12/30/19)  
**FT:** — 7 vs. Texas (2/27/19)  
**FTA:** — 10 vs. Prairie View A&M (11/12/18); vs. Nicholls (11/16/18)  
**Rebounds:** — 17 at Arizona (12/15/18)  
**Assists:** — 8 vs. Oklahoma State (1/15/18)  
**Turnovers:** — 7 vs. Kansas (2/10/18)  
**Blocks:** — 3, six times  
**Steals:** — 5 vs. SFA (12/18/18)  
**Minutes Played:** — 41 vs. Texas (2/27/19)

### MISCELLANEOUS

|                           | 20-21 | CAREER | BU RECORD |
|---------------------------|-------|--------|-----------|
| Double-Figure Points:     | —     | 25     | 15-10     |
| Double-Figure Rebounds:   | 1     | 13     | 10-3      |
| Double-Doubles:           | —     | 2      | 2-0       |
| 5+ Assists:               | —     | 8      | 7-1       |
| 2+ Blocks                 | 1     | 20     | 15-5      |
| Led team in Points:       | —     | 3      | 0-3       |
| Led team in Rebounds:     | 1     | 34     | 23-11     |
| Led team in Assists:      | —     | 18     | 11-8      |
| Led team in Blocks:       | 1     | 21     | 14-7      |
| Led team in Bench Points: | —     | 8      | 7-1       |

### VITAL NOTEBOOK

- Bruising senior guard/forward from Lake Charles, La., sat out 2016-17 season before debuting in 2017-18
- Two-time All-Big 12 honoree (3rd Team in 2020, HM in 2019) and two-time Big 12 All-Defensive Team selection
- Tabbed as 1 of 4 finalists for 2020 Naismith Trophy Defensive Player of the Year
- Posted 15 rebounds, 8 points, 4 assists and 3 blocks in 27 minutes vs. Washington (11/29/20)
- Twice has posted as many rebounds as all opposing players combined — 11/29/20 vs. Washington (15-15), 12/15/18 at Arizona (17-14)
- Has scored in double-figures 25 times during BU career, has 13 games with double-digit rebounds and 2 double-doubles
- Has started 69 of team's last 79 games, across small forward, power forward and small-ball center
- Appeared in team-high 87 consecutive games before missing game vs. Texas Tech (3/2/20) due to knee injury
- Tied career-high with 3 blocks, including potential go-ahead layup with 1.5 seconds left in win over No. 18 Butler (12/10/19)
- Had career-high 17 points with 8 rebounds in 29 minutes of NCAA Tournament 2nd Round vs. Gonzaga (3/23/19)
- Went perfect 7-for-7 at foul line and posted 13 points, 8 rebounds and 3 assists in 84-83 OT win vs. Texas (2/27/17)
- Posted 2nd career double-double with career-high 15 points, 14 rebounds, 2 assists and 2 blocks in win vs. West Virginia (2/23/19)
- Had career-high 17 rebounds (9 offensive) in win at Arizona (12/15/18), out-rebounding all 9 Arizona players combined (14 rebounds)
- Played in all but one game vs. NCAA teams during BU career (missed vs. Randall in 2017-18 and vs. TTU in 2018-19)
- Committed to Baylor in September 2013, more than two years before signing day

### 2020-21 GAME-BY-GAME

| OPPONENT                | DATE  | GS | MIN | FG  | 3FG | FT  | OR-DR-TR | PF | A | T | B | S | PTS |
|-------------------------|-------|----|-----|-----|-----|-----|----------|----|---|---|---|---|-----|
| vs. Louisiana-Lafayette | 11/28 | *  | 15  | 2-2 | 0-0 | 1-3 | 1-1-2    | 3  | 2 | 1 | 0 | 3 | 5   |
| vs. Washington          | 11/29 | *  | 27  | 4-8 | 0-0 | 0-0 | 7-8-15   | 2  | 4 | 4 | 3 | 0 | 8   |
| vs. #5 Illinois         | 12/2  | *  | 27  | 2-7 | 0-0 | 2-2 | 4-3-7    | 1  | 1 | 0 | 1 | 1 | 6   |
| SFA                     | 12/9  | *  | 22  | 2-6 | 0-1 | 0-0 | 1-5-6    | 4  | 0 | 4 | 0 | 3 | 4   |
| at Kansas State         | 12/19 | *  | 19  | 3-4 | 0-0 | 1-2 | 2-0-2    | 2  | 0 | 1 | 0 | 2 | 7   |
| Arkansas Pine-Bluff     | 12/21 |    |     |     |     |     |          |    |   |   |   |   |     |
| Central Arkansas        | 12/29 |    |     |     |     |     |          |    |   |   |   |   |     |
| at Iowa State           | 1/2   |    |     |     |     |     |          |    |   |   |   |   |     |
| Oklahoma                | 1/6   |    |     |     |     |     |          |    |   |   |   |   |     |
| at TCU                  | 1/9   |    |     |     |     |     |          |    |   |   |   |   |     |
| West Virginia           | 1/12  |    |     |     |     |     |          |    |   |   |   |   |     |
| at Texas Tech           | 1/16  |    |     |     |     |     |          |    |   |   |   |   |     |
| Kansas                  | 1/18  |    |     |     |     |     |          |    |   |   |   |   |     |
| at Oklahoma State       | 1/23  |    |     |     |     |     |          |    |   |   |   |   |     |
| Kansas State            | 1/27  |    |     |     |     |     |          |    |   |   |   |   |     |
| Auburn                  | 1/30  |    |     |     |     |     |          |    |   |   |   |   |     |
| at Texas                | 2/2   |    |     |     |     |     |          |    |   |   |   |   |     |
| TCU                     | 2/6   |    |     |     |     |     |          |    |   |   |   |   |     |
| at Oklahoma             | 2/10  |    |     |     |     |     |          |    |   |   |   |   |     |
| Texas Tech              | 2/13  |    |     |     |     |     |          |    |   |   |   |   |     |
| at West Virginia        | 2/15  |    |     |     |     |     |          |    |   |   |   |   |     |
| Oklahoma State          | 2/20  |    |     |     |     |     |          |    |   |   |   |   |     |
| Iowa State              | 2/23  |    |     |     |     |     |          |    |   |   |   |   |     |
| at Kansas               | 2/27  |    |     |     |     |     |          |    |   |   |   |   |     |

### VITAL'S CAREER STATS

| YEAR          | GP-GS         | MIN-AVG          | FG-A           | PCT         | 3FG-A       | PCT         | FT-A           | PCT         | OFF-DEF-TOT        | AVG        | PF-D         | A          | TO         | B         | S          | TP         | AVG        |
|---------------|---------------|------------------|----------------|-------------|-------------|-------------|----------------|-------------|--------------------|------------|--------------|------------|------------|-----------|------------|------------|------------|
| 2016-17 (FR.) |               |                  |                |             |             |             |                |             |                    |            |              |            |            |           |            |            |            |
| 2017-18 (FR.) | 33-18         | 786-23.8         | 87-181         | .481        | 1-10        | .100        | 47-93          | .505        | 75-109-184         | 5.6        | 73-0         | 71         | 68         | 21        | 26         | 222        | 6.7        |
| 2018-19 (SO.) | 34-34         | 943-27.7         | 89-192         | .464        | 4-22        | .182        | 64-121         | .529        | 121-124-245        | 7.2        | 99-4         | 68         | 61         | 31        | 35         | 246        | 7.2        |
| 2019-20 (JR.) | 29-23         | 755-26.0         | 73-159         | .459        | 2-17        | .118        | 28-67          | .418        | 85-96-181          | 6.2        | 78-3         | 53         | 41         | 17        | 50         | 176        | 6.1        |
| 2020-21 (SR.) | 5-5           | 110-22.0         | 13-27          | .481        | 0-1         | .000        | 4-7            | .571        | 15-17-32           | 6.4        | 12-0         | 7          | 10         | 4         | 9          | 30         | 6.0        |
| <b>CAREER</b> | <b>101-80</b> | <b>2594-25.7</b> | <b>262-559</b> | <b>.469</b> | <b>7-50</b> | <b>.140</b> | <b>143-288</b> | <b>.497</b> | <b>296-346-642</b> | <b>6.4</b> | <b>262-7</b> | <b>199</b> | <b>180</b> | <b>73</b> | <b>120</b> | <b>674</b> | <b>6.7</b> |

**2020-21 SEASON STATISTICS**



**2020-21 Baylor Men's Basketball  
Season Box Score  
All games**

Page 1/1  
as of Dec 19, 2020

**Game Records**

| Record         | Overall | Home | Away | Neutral |
|----------------|---------|------|------|---------|
| ALL GAMES      | 5-0     | 1-0  | 1-0  | 3-0     |
| CONFERENCE     | 1-0     | 0-0  | 1-0  | 0-0     |
| NON-CONFERENCE | 4-0     | 1-0  | 0-0  | 3-0     |

**Team Box Score**

| No.              | Player                       | Total    |             |      | 3-Point        |             | F-Throw       |             | Rebounds     |             |           |            | Other      |             |           |          | PTS        | AVG       |           |           |            |             |
|------------------|------------------------------|----------|-------------|------|----------------|-------------|---------------|-------------|--------------|-------------|-----------|------------|------------|-------------|-----------|----------|------------|-----------|-----------|-----------|------------|-------------|
|                  |                              | GP-GS    | MIN         | AVG  | FG-FGA         | FG%         | 3FG-FGA       | 3FG%        | FT-FTA       | FT%         | OFF       | DEF        | TOT        | AVG         | PF        | DQ       |            |           | A         | TO        | BLK        | STL         |
| 31               | TEAGUE, MaCio                | 5-5      | 155:01      | 31.0 | 29-60          | .483        | 10-27         | .370        | 11-14        | .786        | 11        | 16         | 27         | 5.4         | 1         | 0        | 8          | 7         | 0         | 1         | 79         | 15.8        |
| 10               | FLAGLER, Adam                | 4-0      | 105:36      | 26.4 | 21-38          | .553        | 12-25         | .480        | 7-8          | .875        | 4         | 7          | 11         | 2.8         | 7         | 0        | 12         | 4         | 0         | 3         | 61         | 15.3        |
| 12               | BUTLER, Jared                | 5-5      | 138:06      | 27.6 | 28-58          | .483        | 11-25         | .440        | 8-11         | .727        | 2         | 16         | 18         | 3.6         | 7         | 0        | 32         | 12        | 4         | 10        | 75         | 15.0        |
| 45               | MITCHELL, Davion             | 5-5      | 151:17      | 30.3 | 25-43          | .581        | 14-24         | .583        | 6-10         | .600        | 3         | 15         | 18         | 3.6         | 12        | 0        | 30         | 15        | 1         | 12        | 70         | 14.0        |
| 23               | TCHAMWA TCHATCHOUA, Jonathan | 5-0      | 104:13      | 20.8 | 20-34          | .588        | 0-0           | .000        | 13-16        | .813        | 15        | 20         | 35         | 7.0         | 14        | 0        | 2          | 4         | 2         | 2         | 53         | 10.6        |
| 24               | MAYER, Matthew               | 5-0      | 70:05       | 14.0 | 15-34          | .441        | 4-10          | .400        | 5-8          | .625        | 6         | 13         | 19         | 3.8         | 6         | 0        | 5          | 5         | 4         | 3         | 39         | 7.8         |
| 4                | CRYER, LJ                    | 4-0      | 61:21       | 15.3 | 10-17          | .588        | 8-14          | .571        | 3-4          | .750        | 1         | 4          | 5          | 1.3         | 3         | 0        | 7          | 2         | 0         | 4         | 31         | 7.8         |
| 11               | VITAL, Mark                  | 5-5      | 109:18      | 21.9 | 13-27          | .481        | 0-1           | .000        | 4-7          | .571        | 15        | 17         | 32         | 6.4         | 12        | 0        | 7          | 10        | 4         | 9         | 30         | 6.0         |
| 0                | THAMBA, Flo                  | 5-5      | 76:03       | 15.2 | 6-9            | .667        | 0-0           | .000        | 5-14         | .357        | 13        | 4          | 17         | 3.4         | 13        | 0        | 1          | 5         | 1         | 0         | 17         | 3.4         |
| 35               | PATERSON, Mark               | 3-0      | 04:25       | 1.5  | 2-2            | 1.000       | 0-0           | .000        | 0-0          | .000        | 0         | 1          | 1          | 0.3         | 2         | 0        | 0          | 0         | 0         | 0         | 4          | 1.3         |
| 32               | LOVEDAY, Zach                | 4-0      | 12:32       | 3.1  | 2-2            | 1.000       | 0-0           | .000        | 0-0          | .000        | 0         | 4          | 4          | 1.0         | 3         | 0        | 0          | 0         | 0         | 1         | 4          | 1.0         |
| 5                | TURNER, Jordan               | 3-0      | 07:38       | 2.5  | 0-1            | .000        | 0-0           | .000        | 0-0          | .000        | 0         | 0          | 0          | 0.0         | 1         | 0        | 0          | 1         | 0         | 0         | 0          | 0.0         |
| 13               | MOFFATT, Jackson             | 3-0      | 04:25       | 1.5  | 0-3            | .000        | 0-0           | .000        | 0-1          | .000        | 0         | 1          | 1          | 0.3         | 0         | 0        | 0          | 0         | 0         | 0         | 0          | 0.0         |
| Team             |                              |          |             |      |                |             |               |             |              |             | 5         | 5          | 10         |             |           |          |            |           |           |           |            |             |
| <b>Total</b>     |                              | <b>5</b> | <b>1000</b> |      | <b>171-328</b> | <b>.521</b> | <b>59-126</b> | <b>.468</b> | <b>62-93</b> | <b>.667</b> | <b>75</b> | <b>123</b> | <b>198</b> | <b>39.6</b> | <b>81</b> | <b>0</b> | <b>104</b> | <b>65</b> | <b>16</b> | <b>45</b> | <b>463</b> | <b>92.6</b> |
| <b>Opponents</b> |                              | <b>5</b> | <b>1000</b> |      | <b>123-275</b> | <b>.447</b> | <b>25-91</b>  | <b>.275</b> | <b>53-86</b> | <b>.616</b> | <b>46</b> | <b>95</b>  | <b>141</b> | <b>28.2</b> | <b>88</b> | <b>2</b> | <b>62</b>  | <b>94</b> | <b>17</b> | <b>33</b> | <b>324</b> | <b>64.8</b> |

**Score by Periods**

| Team      | 1st | 2nd | OT | TOT |
|-----------|-----|-----|----|-----|
| Baylor    | 216 | 247 | 0  | 463 |
| Opponents | 143 | 181 | 0  | 324 |

## 2020-21 BIG 12 STATISTICS



2020-21 Baylor Men's Basketball  
Season Box Score  
In Conference games

Page 1/1  
as of Dec 20, 2020

## Game Records

| Record         | Overall | Home | Away | Neutral |
|----------------|---------|------|------|---------|
| ALL GAMES      | 1-0     | 0-0  | 1-0  | 0-0     |
| CONFERENCE     | 1-0     | 0-0  | 1-0  | 0-0     |
| NON-CONFERENCE | 0-0     | 0-0  | 0-0  | 0-0     |

## Team Box Score

| No.              | Player                       | Total    |            |      | 3-Point      |             | F-Throw      |             | Rebounds     |             |           |           |           |             |           |          |           |           |          |          |            |              |
|------------------|------------------------------|----------|------------|------|--------------|-------------|--------------|-------------|--------------|-------------|-----------|-----------|-----------|-------------|-----------|----------|-----------|-----------|----------|----------|------------|--------------|
|                  |                              | GP-GS    | MIN        | AVG  | FG-FGA       | FG%         | 3FG-FGA      | 3FG%        | FT-FTA       | FT%         | OFF       | DEF       | TOT       | AVG         | PF        | DQ       | A         | TO        | BLK      | STL      | PTS        | AVG          |
| 31               | TEAGUE, MaCio                | 1-1      | 37:03      | 37.1 | 8-14         | .571        | 5-9          | .556        | 2-3          | .667        | 4         | 6         | 10        | 10.0        | 0         | 0        | 2         | 1         | 0        | 1        | 23         | 23.0         |
| 45               | MITCHELL, Davion             | 1-1      | 31:11      | 31.2 | 7-12         | .583        | 6-10         | .600        | 0-0          | .000        | 0         | 3         | 3         | 3.0         | 3         | 0        | 3         | 4         | 0        | 2        | 20         | 20.0         |
| 12               | BUTLER, Jared                | 1-1      | 30:03      | 30.1 | 4-8          | .500        | 2-6          | .333        | 4-6          | .667        | 0         | 5         | 5         | 5.0         | 1         | 0        | 13        | 1         | 1        | 1        | 14         | 14.0         |
| 23               | TCHAMWA TCHATCHOUA, Jonathan | 1-0      | 24:20      | 24.3 | 6-10         | .600        | 0-0          | .000        | 1-2          | .500        | 3         | 1         | 4         | 4.0         | 2         | 0        | 1         | 0         | 0        | 2        | 13         | 13.0         |
| 4                | CRYER, LJ                    | 1-0      | 19:06      | 19.1 | 3-5          | .600        | 2-4          | .500        | 0-0          | .000        | 0         | 1         | 1         | 1.0         | 0         | 0        | 3         | 1         | 0        | 1        | 8          | 8.0          |
| 24               | MAYER, Matthew               | 1-0      | 16:23      | 16.4 | 3-8          | .375        | 0-3          | .000        | 2-2          | 1.000       | 1         | 4         | 5         | 5.0         | 2         | 0        | 1         | 1         | 0        | 0        | 8          | 8.0          |
| 11               | VITAL, Mark                  | 1-1      | 18:04      | 18.1 | 3-4          | .750        | 0-0          | .000        | 1-2          | .500        | 2         | 0         | 2         | 2.0         | 2         | 0        | 0         | 1         | 0        | 2        | 7          | 7.0          |
| 0                | THAMBA, Flo                  | 1-1      | 18:13      | 18.2 | 1-1          | 1.000       | 0-0          | .000        | 1-3          | .333        | 6         | 1         | 7         | 7.0         | 2         | 0        | 1         | 3         | 0        | 0        | 3          | 3.0          |
| 32               | LOVEDAY, Zach                | 1-0      | 02:57      | 3.0  | 1-1          | 1.000       | 0-0          | .000        | 0-0          | .000        | 0         | 2         | 2         | 2.0         | 2         | 0        | 0         | 0         | 0        | 0        | 2          | 2.0          |
| 35               | PATERSON, Mark               | 1-0      | 01:20      | 1.3  | 1-1          | 1.000       | 0-0          | .000        | 0-0          | .000        | 0         | 1         | 1         | 1.0         | 0         | 0        | 0         | 0         | 0        | 0        | 2          | 2.0          |
| 13               | MOFFATT, Jackson             | 1-0      | 01:20      | 1.3  | 0-0          | .000        | 0-0          | .000        | 0-0          | .000        | 0         | 0         | 0         | 0.0         | 0         | 0        | 0         | 0         | 0        | 0        | 0          | 0.0          |
| Team             |                              |          |            |      |              |             |              |             |              |             |           | 1         | 1         |             |           |          |           |           |          |          |            |              |
| <b>Total</b>     |                              | <b>1</b> | <b>200</b> |      | <b>37-64</b> | <b>.578</b> | <b>15-32</b> | <b>.469</b> | <b>11-18</b> | <b>.611</b> | <b>16</b> | <b>25</b> | <b>41</b> | <b>41.0</b> | <b>14</b> | <b>0</b> | <b>24</b> | <b>12</b> | <b>1</b> | <b>9</b> | <b>100</b> | <b>100.0</b> |
| <b>Opponents</b> |                              | <b>1</b> | <b>200</b> |      | <b>28-59</b> | <b>.475</b> | <b>6-21</b>  | <b>.286</b> | <b>7-15</b>  | <b>.467</b> | <b>12</b> | <b>13</b> | <b>25</b> | <b>25.0</b> | <b>13</b> | <b>0</b> | <b>18</b> | <b>14</b> | <b>0</b> | <b>7</b> | <b>69</b>  | <b>69.0</b>  |

## Score by Periods

| Team      | 1st | 2nd | OT | TOT |
|-----------|-----|-----|----|-----|
| Baylor    | 56  | 44  | 0  | 100 |
| Opponents | 27  | 42  | 0  | 69  |

**GAME 1: #2 BAYLOR 112, LOUISIANA-LAFAYETTE 82**



Official Basketball Box Score - Final  
**Louisiana at Baylor**  
 11/28/20 T-Mobile Arena, Las Vegas  
 2020-21 Men's Basketball

Game Time: 5:00 PM  
 Game Duration: 1:50

Officials: Gerry Pollard, Tony Padilla, Chris Rastatter

Louisiana - 82

Record: 0-1

| NO.           | Name             | Min     | FG    |      |       | Rebounds |    |    | Fouls |    | TP | AS | TO | ST | Blocks |    | +/- |
|---------------|------------------|---------|-------|------|-------|----------|----|----|-------|----|----|----|----|----|--------|----|-----|
|               |                  |         | M-A   | 3P   | M-A   | M-A      | OR | DR | TOT   | PF |    |    |    |    | FD     | BS |     |
| 23            | Dou Gueye        | F 24:15 | 2-9   | 0-1  | 2-2   | 2        | 6  | 8  | 2     | 2  | 6  | 3  | 3  | 0  | 0      | 0  | -25 |
| 10            | Theo Akwuba      | C 33:19 | 9-9   | 1-1  | 3-4   | 4        | 4  | 8  | 3     | 5  | 22 | 1  | 2  | 0  | 2      | 0  | -27 |
| 0             | Cedric Russell   | G 33:01 | 10-17 | 3-8  | 3-4   | 0        | 3  | 3  | 1     | 2  | 26 | 1  | 5  | 1  | 0      | 0  | -20 |
| 13            | Mylik Wilson     | G 33:19 | 4-12  | 0-3  | 0-0   | 0        | 3  | 3  | 2     | 1  | 8  | 2  | 2  | 2  | 1      | 1  | -30 |
| 41            | Brayan Au        | G 35:42 | 5-8   | 2-5  | 4-5   | 0        | 3  | 3  | 1     | 3  | 16 | 1  | 5  | 1  | 0      | 0  | -28 |
| 35            | Isaiah Richards  | 12:39   | 1-3   | 0-0  | 0-1   | 0        | 1  | 1  | 5     | 1  | 2  | 1  | 1  | 1  | 0      | 0  | -2  |
| 1             | Devin Butts      | 14:52   | 1-1   | 0-0  | 0-0   | 0        | 1  | 1  | 1     | 0  | 2  | 1  | 1  | 0  | 0      | 0  | -13 |
| 22            | Kentrell Garnett | 12:53   | 0-2   | 0-1  | 0-0   | 0        | 0  | 0  | 0     | 0  | 0  | 2  | 0  | 0  | 0      | 0  | -5  |
| Team          |                  |         |       |      |       | 0        | 2  | 2  |       |    | 0  |    |    |    |        |    |     |
| <b>Totals</b> |                  |         | 32-61 | 6-19 | 12-16 | 6        | 23 | 29 | 15    | 14 | 82 | 12 | 19 | 5  | 3      | 1  | -30 |

| Shooting By Period |      |             |
|--------------------|------|-------------|
| 1st                | FG%  | 14-30 46.7% |
|                    | 3PT% | 2-10 20.0%  |
|                    | FT%  | 10-12 83.3% |
| 2nd                | FG%  | 18-31 58.1% |
|                    | 3PT% | 4-9 44.4%   |
|                    | FT%  | 2-4 50%     |
| GM                 | FG%  | 32-61 52.5% |
|                    | 3PT% | 6-19 31.6%  |
|                    | FT%  | 12-16 75.0% |

Dead Ball Rebounds: 1, 0

Technical Fouls: NONE

Baylor - 112

Record: 1-0

| NO.           | Name                        | Min     | FG    |       |      | Rebounds |    |    | Fouls |    | TP  | AS | TO | ST | Blocks |    | +/- |
|---------------|-----------------------------|---------|-------|-------|------|----------|----|----|-------|----|-----|----|----|----|--------|----|-----|
|               |                             |         | M-A   | 3P    | M-A  | M-A      | OR | DR | TOT   | PF |     |    |    |    | FD     | BS |     |
| 0             | Flo Thamba                  | F 20:02 | 2-4   | 0-0   | 2-4  | 5        | 2  | 7  | 2     | 2  | 6   | 0  | 1  | 0  | 0      | 0  | 16  |
| 11            | Mark Vital                  | F 15:12 | 2-2   | 0-0   | 1-3  | 1        | 1  | 2  | 3     | 2  | 5   | 2  | 1  | 3  | 0      | 0  | 17  |
| 12            | Jared Butler                | G 27:41 | 7-13  | 3-5   | 0-0  | 0        | 3  | 3  | 2     | 0  | 17  | 4  | 2  | 3  | 1      | 1  | 19  |
| 31            | MaCio Teague                | G 31:46 | 9-18  | 3-7   | 0-0  | 2        | 5  | 7  | 0     | 1  | 21  | 4  | 2  | 0  | 0      | 1  | 22  |
| 45            | Davion Mitchell             | G 26:58 | 7-9   | 2-2   | 2-4  | 0        | 4  | 4  | 3     | 6  | 18  | 6  | 1  | 3  | 0      | 0  | 30  |
| 10            | Adam Flagler                | 28:19   | 5-9   | 2-5   | 0-0  | 1        | 2  | 3  | 2     | 1  | 12  | 7  | 0  | 0  | 0      | 0  | 21  |
| 23            | Jonathan Tchamwa Tchatchoua | 15:34   | 2-5   | 0-0   | 2-2  | 1        | 6  | 7  | 3     | 2  | 6   | 0  | 2  | 0  | 0      | 0  | 12  |
| 24            | Matthew Mayer               | 12:44   | 4-10  | 0-1   | 0-0  | 2        | 1  | 3  | 0     | 1  | 8   | 1  | 1  | 0  | 0      | 0  | 3   |
| 4             | LJ Cryer                    | 14:53   | 6-9   | 5-7   | 0-0  | 0        | 2  | 2  | 0     | 0  | 17  | 1  | 0  | 2  | 0      | 1  | 8   |
| 32            | Zach Loveday                | 04:24   | 1-1   | 0-0   | 0-0  | 0        | 0  | 0  | 0     | 0  | 2   | 0  | 0  | 1  | 0      | 0  | 2   |
| 5             | Jordan Turner               | 02:27   | 0-0   | 0-0   | 0-0  | 0        | 0  | 0  | 0     | 0  | 0   | 0  | 0  | 0  | 0      | 0  | 0   |
| Team          |                             |         |       |       |      | 3        | 0  | 3  |       |    | 0   |    |    |    |        |    |     |
| <b>Totals</b> |                             |         | 45-80 | 15-27 | 7-13 | 15       | 26 | 41 | 15    | 15 | 112 | 25 | 10 | 12 | 1      | 3  | 30  |

| Shooting By Period |      |             |
|--------------------|------|-------------|
| 1st                | FG%  | 22-39 56.4% |
|                    | 3PT% | 9-15 60.0%  |
|                    | FT%  | 0-2 0%      |
| 2nd                | FG%  | 23-41 56.1% |
|                    | 3PT% | 6-12 50.0%  |
|                    | FT%  | 7-11 63.6%  |
| GM                 | FG%  | 45-80 56.3% |
|                    | 3PT% | 15-27 55.6% |
|                    | FT%  | 7-13 53.8%  |

Dead Ball Rebounds: 3, 0

Technical Fouls: Vital 1<sup>st</sup> 10:04

|                  | LOU                       | BAY                       |
|------------------|---------------------------|---------------------------|
| Biggest lead     | 4 (1 <sup>st</sup> 18:45) | 33 (2 <sup>nd</sup> 4:25) |
| Best Scoring Run | 6 (1 <sup>st</sup> 13:18) | 15 (1 <sup>st</sup> 4:22) |
| Lead Changes     | 1                         |                           |
| Times Tied       | 0                         |                           |
| Time with Lead   | 01:32                     | 37:27                     |

|               | LOU | BAY |
|---------------|-----|-----|
| Points from   |     |     |
| Turnovers     | 15  | 30  |
| Paint         | 40  | 52  |
| Second Chance | 7   | 19  |
| Fast Breaks   | 6   | 13  |
| Bench         | 4   | 45  |

|     | Period by Period Scoring |     |     |
|-----|--------------------------|-----|-----|
|     | 1st                      | 2nd | TOT |
| LOU | 40                       | 42  | 82  |
| BAY | 53                       | 59  | 112 |

**GAME 2: #2 BAYLOR 86, WASHINGTON 52**



Official Basketball Box Score - Final  
**Washington at Baylor**  
 11/29/20 T-Mobile Arena, Las Vegas  
 2020-21 Men's Basketball

Game Time: 3:00 PM  
 Game Duration: 1:47

Officials: Tony Padilla, Gerry Pollard, Chris Rastatter

Washington - 52

Record: 0-1

| NO. Name          | Min     | FG    |      |      | 3P  |     |    | FT |     |    | Rebounds |    |    | Fouls |     | TP  | AS | TO | ST | Blocks |  | +/- |
|-------------------|---------|-------|------|------|-----|-----|----|----|-----|----|----------|----|----|-------|-----|-----|----|----|----|--------|--|-----|
|                   |         | M-A   | M-A  | M-A  | M-A | M-A | OR | DR | TOT | PF | FD       | OR | DR | TOT   | BS  |     |    |    |    | BA     |  |     |
| 1 Nate Roberts    | F 29:10 | 3-7   | 0-0  | 0-0  | 2-3 | 5   | 3  | 0  | 6   | 0  | 2        | 1  | 4  | 2     | -36 |     |    |    |    |        |  |     |
| 13 Hameir Wright  | F 13:34 | 1-3   | 0-2  | 0-0  | 1   | 0   | 1  | 5  | 1   | 2  | 1        | 2  | 1  | 0     | -4  |     |    |    |    |        |  |     |
| 5 Jamal Bey       | G 24:01 | 2-4   | 1-3  | 3-3  | 1   | 1   | 2  | 0  | 3   | 8  | 0        | 1  | 0  | 1     | -29 |     |    |    |    |        |  |     |
| 10 Erik Stevenson | G 25:19 | 2-6   | 2-5  | 2-2  | 0   | 0   | 0  | 2  | 2   | 8  | 1        | 4  | 3  | 0     | -18 |     |    |    |    |        |  |     |
| 55 Quade Green    | G 24:13 | 1-5   | 0-3  | 0-0  | 0   | 0   | 0  | 0  | 1   | 2  | 2        | 2  | 2  | 0     | -22 |     |    |    |    |        |  |     |
| 0 Marcus Tsohonis | 14:16   | 0-3   | 0-1  | 0-0  | 0   | 1   | 1  | 0  | 2   | 0  | 4        | 1  | 0  | 0     | -14 |     |    |    |    |        |  |     |
| 33 J'Raan Brooks  | 14:13   | 3-6   | 0-1  | 0-0  | 0   | 2   | 2  | 0  | 0   | 6  | 0        | 0  | 0  | 0     | -15 |     |    |    |    |        |  |     |
| 21 RaeQuan Battle | 29:27   | 3-11  | 2-8  | 2-3  | 0   | 3   | 3  | 1  | 2   | 10 | 3        | 1  | 1  | 1     | -20 |     |    |    |    |        |  |     |
| 4 Nate Pryor      | 11:23   | 2-5   | 0-1  | 0-2  | 0   | 0   | 0  | 0  | 1   | 4  | 0        | 0  | 0  | 0     | -1  |     |    |    |    |        |  |     |
| 22 Cole Bajema    | 11:54   | 1-1   | 0-0  | 2-2  | 0   | 1   | 1  | 2  | 2   | 4  | 0        | 0  | 0  | 0     | -8  |     |    |    |    |        |  |     |
| 52 Riley Sorn     | 02:30   | 1-1   | 0-0  | 0-0  | 0   | 0   | 0  | 1  | 0   | 2  | 1        | 0  | 0  | 0     | -3  |     |    |    |    |        |  |     |
| Team              |         |       |      |      | 1   | 3   | 4  |    |     | 0  |          | 1  |    |       |     |     |    |    |    |        |  |     |
| <b>Totals</b>     |         | 19-52 | 5-24 | 9-12 | 5   | 14  | 19 | 14 | 14  | 52 | 12       | 14 | 8  | 6     | 6   | -34 |    |    |    |        |  |     |

| Shooting By Period |       |       |
|--------------------|-------|-------|
| 1st FG%            | 8-26  | 30.8% |
| 3PT%               | 4-16  | 25.0% |
| FT%                | 4-4   | 100%  |
| 2nd FG%            | 11-26 | 42.3% |
| 3PT%               | 1-8   | 12.5% |
| FT%                | 5-8   | 62.5% |
| GM FG%             | 19-52 | 36.5% |
| 3PT%               | 5-24  | 20.8% |
| FT%                | 9-12  | 75.0% |

Dead Ball Rebounds: 2, 1

Technical Fouls: NONE

Baylor - 86

Record: 1-0

| NO. Name                       | Min     | FG    |       |      | 3P  |     |    | FT |     |    | Rebounds |    |    | Fouls |    | TP | AS | TO | ST | Blocks |  | +/- |
|--------------------------------|---------|-------|-------|------|-----|-----|----|----|-----|----|----------|----|----|-------|----|----|----|----|----|--------|--|-----|
|                                |         | M-A   | M-A   | M-A  | M-A | M-A | OR | DR | TOT | PF | FD       | OR | DR | TOT   | BS |    |    |    |    | BA     |  |     |
| 0 Flo Thamba                   | F 15:05 | 0-1   | 0-0   | 0-2  | 1   | 1   | 2  | 2  | 4   | 0  | 0        | 0  | 0  | 1     | 0  | 7  |    |    |    |        |  |     |
| 11 Mark Vital                  | F 26:36 | 4-8   | 0-0   | 0-0  | 7   | 8   | 15 | 2  | 1   | 8  | 4        | 4  | 0  | 3     | 24 |    |    |    |    |        |  |     |
| 12 Jared Butler                | G 25:53 | 8-12  | 4-7   | 0-0  | 0   | 3   | 3  | 3  | 1   | 20 | 5        | 3  | 2  | 1     | 25 |    |    |    |    |        |  |     |
| 31 MaCio Teague                | G 29:27 | 6-12  | 2-6   | 1-2  | 3   | 3   | 6  | 0  | 1   | 15 | 1        | 2  | 0  | 0     | 28 |    |    |    |    |        |  |     |
| 45 Davion Mitchell             | G 31:21 | 2-8   | 1-5   | 1-2  | 1   | 3   | 4  | 1  | 2   | 6  | 7        | 4  | 1  | 0     | 32 |    |    |    |    |        |  |     |
| 10 Adam Flagler                | 24:25   | 6-11  | 5-9   | 0-0  | 2   | 1   | 3  | 1  | 1   | 17 | 1        | 1  | 0  | 0     | 22 |    |    |    |    |        |  |     |
| 23 Jonathan Tchamwa Tchatchoua | 19:29   | 5-9   | 0-0   | 2-2  | 4   | 5   | 9  | 2  | 2   | 12 | 1        | 1  | 0  | 1     | 29 |    |    |    |    |        |  |     |
| 24 Matthew Mayer               | 10:55   | 2-4   | 1-2   | 1-2  | 2   | 2   | 4  | 1  | 1   | 6  | 2        | 1  | 0  | 0     | 6  |    |    |    |    |        |  |     |
| 4 LJ Cryer                     | 09:53   | 0-0   | 0-0   | 0-0  | 0   | 0   | 0  | 1  | 0   | 0  | 0        | 0  | 0  | 0     | -3 |    |    |    |    |        |  |     |
| 5 Jordan Turner                | 01:44   | 0-0   | 0-0   | 0-0  | 0   | 0   | 0  | 0  | 0   | 0  | 0        | 0  | 0  | 0     | 0  |    |    |    |    |        |  |     |
| 13 Jackson Moffatt             | 01:44   | 0-1   | 0-0   | 0-1  | 0   | 1   | 1  | 0  | 1   | 0  | 0        | 0  | 0  | 0     | 0  |    |    |    |    |        |  |     |
| 32 Zach Loveday                | 01:44   | 0-0   | 0-0   | 0-0  | 0   | 1   | 1  | 0  | 0   | 0  | 0        | 0  | 0  | 0     | 0  |    |    |    |    |        |  |     |
| 35 Mark Paterson               | 01:44   | 1-1   | 0-0   | 0-0  | 0   | 0   | 0  | 1  | 0   | 2  | 0        | 0  | 0  | 0     | 0  |    |    |    |    |        |  |     |
| Team                           |         |       |       |      | 1   | 1   | 2  |    |     | 0  |          | 0  |    |       |    |    |    |    |    |        |  |     |
| <b>Totals</b>                  |         | 34-67 | 13-29 | 5-11 | 21  | 29  | 50 | 14 | 14  | 86 | 21       | 16 | 3  | 6     | 34 |    |    |    |    |        |  |     |

| Shooting By Period |       |       |
|--------------------|-------|-------|
| 1st FG%            | 14-29 | 48.3% |
| 3PT%               | 6-13  | 46.2% |
| FT%                | 4-6   | 66.7% |
| 2nd FG%            | 20-38 | 52.6% |
| 3PT%               | 7-16  | 43.8% |
| FT%                | 1-5   | 20%   |
| GM FG%             | 34-67 | 50.7% |
| 3PT%               | 13-29 | 44.8% |
| FT%                | 5-11  | 45.5% |

Dead Ball Rebounds: 3, 0

Technical Fouls: NONE

|                  | WAS                       | BAY                       |
|------------------|---------------------------|---------------------------|
| Biggest lead     | 0 (1 <sup>st</sup> 20:00) | 37 (2 <sup>nd</sup> 2:10) |
| Best Scoring Run | 7 (1 <sup>st</sup> 6:13)  | 15 (1 <sup>st</sup> 9:55) |
| Lead Changes     | 0                         |                           |
| Times Tied       | 0                         |                           |
| Time with Lead   | 00:00                     | 38:15                     |

|               | WAS | BAY |
|---------------|-----|-----|
| Points from   |     |     |
| Turnovers     | 9   | 11  |
| Paint         | 26  | 34  |
| Second Chance | 7   | 24  |
| Fast Breaks   | 10  | 10  |
| Bench         | 26  | 37  |

|     | Period by Period Scoring |     |     |
|-----|--------------------------|-----|-----|
|     | 1st                      | 2nd | TOT |
| WAS | 24                       | 28  | 52  |
| BAY | 38                       | 48  | 86  |

**GAME 3: #2 BAYLOR 82, #5 ILLINOIS 69**



Official Basketball Box Score - Final

**Illinois at Baylor**

12/02/20 Bankers Life Fieldhouse, Indianapolis  
Jimmy V Classic

Game Time: 10:00 PM

Game Duration: 1:58

Officials: Doug Simmons, Keith Kimble, Ray Natili

Illinois - 69

Record: 3-1

| NO.           | Name                 | Min     | FG    |      |       | Rebounds |    |     | Fouls |    | TP | AS | TO | ST | Blocks |    | +/- |
|---------------|----------------------|---------|-------|------|-------|----------|----|-----|-------|----|----|----|----|----|--------|----|-----|
|               |                      |         | M-A   | M-A  | M-A   | OR       | DR | TOT | PF    | FD |    |    |    |    | BS     | BA |     |
| 21            | Kofi Cockburn        | C 17:35 | 3-4   | 0-0  | 1-3   | 1        | 3  | 4   | 4     | 2  | 7  | 0  | 0  | 0  | 1      | 0  | -2  |
| 1             | Trent Frazier        | G 32:49 | 3-6   | 2-4  | 0-0   | 0        | 5  | 5   | 1     | 2  | 8  | 3  | 5  | 1  | 0      | 1  | -3  |
| 11            | Ayo Dosunmu          | G 38:06 | 6-18  | 2-3  | 4-5   | 1        | 5  | 6   | 3     | 3  | 18 | 5  | 3  | 1  | 0      | 1  | -15 |
| 20            | Da'Monte Williams    | G 32:34 | 2-3   | 1-2  | 1-2   | 2        | 5  | 7   | 2     | 1  | 6  | 0  | 1  | 0  | 0      | 0  | -8  |
| 44            | Adam Miller          | G 30:51 | 2-11  | 0-6  | 0-0   | 0        | 2  | 2   | 2     | 0  | 4  | 1  | 1  | 0  | 0      | 1  | -9  |
| 5             | Andre Curbelo        | 16:05   | 3-6   | 1-1  | 4-4   | 0        | 2  | 2   | 4     | 4  | 11 | 4  | 1  | 0  | 0      | 1  | -17 |
| 15            | Giorgi Bezhanishvili | 24:34   | 7-10  | 1-1  | 0-0   | 3        | 1  | 4   | 3     | 2  | 15 | 1  | 1  | 1  | 2      | 0  | -4  |
| 33            | Coleman Hawkins      | 05:22   | 0-1   | 0-1  | 0-2   | 2        | 1  | 3   | 0     | 1  | 0  | 0  | 0  | 0  | 1      | 0  | -8  |
| 3             | Jacob Grandison      | 02:04   | 0-0   | 0-0  | 0-0   | 0        | 0  | 0   | 1     | 1  | 0  | 2  | 0  | 0  | 0      | 0  | 1   |
| Team          |                      |         |       |      |       | 2        | 0  | 2   |       |    | 0  |    |    |    |        |    |     |
| <b>Totals</b> |                      |         | 26-59 | 7-18 | 10-16 | 11       | 24 | 35  | 20    | 16 | 69 | 16 | 12 | 3  | 4      | 4  | -13 |

| Shooting By Period |      |             |
|--------------------|------|-------------|
| 1 <sup>st</sup>    | FG%  | 13-32 40.6% |
|                    | 3PT% | 3-10 30.0%  |
|                    | FT%  | 1-6 16.7%   |
| 2 <sup>nd</sup>    | FG%  | 13-27 48.1% |
|                    | 3PT% | 4-8 50.0%   |
|                    | FT%  | 9-10 90%    |
| GM                 | FG%  | 26-59 44.1% |
|                    | 3PT% | 7-18 38.9%  |
|                    | FT%  | 10-16 62.5% |

Dead Ball Rebounds: 3, 0

Technical Fouls::NONE

Baylor - 82

Record: 3-0

| NO.           | Name                        | Min     | FG    |      |       | Rebounds |    |     | Fouls |    | TP | AS | TO | ST | Blocks |    | +/- |
|---------------|-----------------------------|---------|-------|------|-------|----------|----|-----|-------|----|----|----|----|----|--------|----|-----|
|               |                             |         | M-A   | M-A  | M-A   | OR       | DR | TOT | PF    | FD |    |    |    |    | BS     | BA |     |
| 0             | Flo Thamba                  | F 12:34 | 2-2   | 0-0  | 0-3   | 0        | 0  | 0   | 3     | 2  | 4  | 0  | 0  | 0  | 0      | 0  | 14  |
| 11            | Mark Vital                  | F 27:28 | 2-7   | 0-0  | 2-2   | 4        | 3  | 7   | 1     | 4  | 6  | 1  | 0  | 1  | 1      | 1  | -3  |
| 12            | Jared Butler                | G 30:34 | 6-18  | 0-4  | 0-1   | 2        | 3  | 5   | 1     | 1  | 12 | 3  | 3  | 3  | 1      | 0  | 4   |
| 31            | MaCio Teague                | G 31:05 | 4-10  | 0-2  | 3-4   | 1        | 1  | 2   | 0     | 2  | 11 | 0  | 0  | 0  | 0      | 1  | 0   |
| 45            | Davion Mitchell             | G 30:55 | 5-8   | 4-5  | 1-2   | 1        | 3  | 4   | 4     | 3  | 15 | 7  | 3  | 2  | 0      | 1  | 17  |
| 10            | Adam Flagler                | 29:30   | 6-11  | 2-6  | 4-4   | 1        | 2  | 3   | 3     | 3  | 18 | 3  | 0  | 0  | 0      | 0  | 14  |
| 23            | Jonathan Tchamwa Tchatchoua | 23:57   | 2-4   | 0-0  | 5-6   | 6        | 3  | 9   | 4     | 4  | 9  | 0  | 1  | 0  | 0      | 1  | -2  |
| 24            | Matthew Mayer               | 13:57   | 3-6   | 1-1  | 0-2   | 1        | 6  | 7   | 0     | 1  | 7  | 0  | 0  | 1  | 2      | 0  | 21  |
| Team          |                             |         |       |      |       | 0        | 1  | 1   |       |    | 0  |    |    |    |        |    |     |
| <b>Totals</b> |                             |         | 30-66 | 7-18 | 15-24 | 16       | 22 | 38  | 16    | 20 | 82 | 14 | 7  | 7  | 4      | 4  | 13  |

| Shooting By Period |      |             |
|--------------------|------|-------------|
| 1 <sup>st</sup>    | FG%  | 12-33 36.4% |
|                    | 3PT% | 2-7 28.6%   |
|                    | FT%  | 5-10 50%    |
| 2 <sup>nd</sup>    | FG%  | 18-33 54.5% |
|                    | 3PT% | 5-11 45.5%  |
|                    | FT%  | 10-14 71.4% |
| GM                 | FG%  | 30-66 45.5% |
|                    | 3PT% | 7-18 38.9%  |
|                    | FT%  | 15-24 62.5% |

Dead Ball Rebounds: 5, 3

Technical Fouls::NONE

|                  | ILL                       | BAY                       |
|------------------|---------------------------|---------------------------|
| Biggest lead     | 2 (1 <sup>st</sup> 15:34) | 16 (2 <sup>nd</sup> 6:13) |
| Best Scoring Run | 7 (2 <sup>nd</sup> 3:50)  | 9 (2 <sup>nd</sup> 7:24)  |
| Lead Changes     | 14                        |                           |
| Times Tied       | 10                        |                           |
| Time with Lead   | 06:43                     | 24:48                     |

|               | ILL | BAY |
|---------------|-----|-----|
| Points from   |     |     |
| Turnovers     | 8   | 17  |
| Paint         | 30  | 38  |
| Second Chance | 7   | 24  |
| Fast Breaks   | 14  | 10  |
| Bench         | 26  | 34  |

|     | Period by Period Scoring |     |     |
|-----|--------------------------|-----|-----|
|     | 1st                      | 2nd | TOT |
| ILL | 30                       | 39  | 69  |
| BAY | 31                       | 51  | 82  |

**GAME 4: #2 BAYLOR 83, SFA 52**



Official Basketball Box Score - Final  
**SFA at Baylor**  
 12/09/20 Ferrell Center, Waco  
 2020-21 Men's Basketball

Game Time: 7:00 PM  
 Game Duration: 2:18  
 Attendance: 2,350

Officials: Brian O'Connell, Olandis Poole, Kerby Sitton

SFA - 52 Record: 3-1

| NO.           | Name                | Min     | FG    |     |       | Rebounds |    |     | Fouls |    | TP | AS | TO | ST | Blocks |    | +/- |
|---------------|---------------------|---------|-------|-----|-------|----------|----|-----|-------|----|----|----|----|----|--------|----|-----|
|               |                     |         | M-A   | M-A | M-A   | OR       | DR | TOT | PF    | FD |    |    |    |    | BS     | BA |     |
| 13            | Calvin Solomon      | F 27:07 | 2-3   | 0-0 | 0-5   | 2        | 5  | 7   | 4     | 6  | 4  | 0  | 3  | 2  | 0      | 1  | -31 |
| 14            | Gavin Kensmil       | F 22:45 | 5-7   | 0-0 | 0-3   | 4        | 2  | 6   | 3     | 2  | 10 | 1  | 2  | 0  | 1      | 0  | -19 |
| 2             | Roti Ware           | G 30:26 | 1-6   | 0-0 | 2-2   | 0        | 4  | 4   | 2     | 4  | 4  | 0  | 7  | 1  | 0      | 1  | -20 |
| 3             | Cameron Johnson     | G 31:37 | 4-7   | 0-1 | 3-5   | 1        | 3  | 4   | 3     | 3  | 11 | 2  | 5  | 3  | 0      | 1  | -35 |
| 4             | David Kachelries    | G 24:43 | 3-9   | 1-5 | 3-4   | 0        | 0  | 0   | 2     | 2  | 10 | 1  | 6  | 1  | 0      | 1  | -28 |
| 11            | Nigel Hawkins       | 17:21   | 0-2   | 0-0 | 2-2   | 0        | 2  | 2   | 3     | 1  | 2  | 0  | 3  | 1  | 0      | 0  | -19 |
| 12            | Charlie Daniels     | 13:44   | 1-1   | 0-0 | 0-0   | 2        | 1  | 3   | 3     | 0  | 2  | 0  | 3  | 1  | 0      | 0  | -2  |
| 22            | Nana Antwi-Boasiako | 14:09   | 0-4   | 0-2 | 0-0   | 1        | 2  | 3   | 1     | 1  | 0  | 0  | 1  | 1  | 2      | 0  | -4  |
| 1             | Deandre Heckard     | 08:43   | 1-3   | 0-0 | 3-4   | 0        | 1  | 1   | 1     | 2  | 5  | 0  | 2  | 0  | 0      | 0  | -2  |
| 35            | Demiere Brown       | 02:15   | 0-1   | 0-1 | 0-0   | 1        | 0  | 1   | 2     | 0  | 0  | 0  | 2  | 0  | 0      | 0  | -6  |
| 10            | Elijah Elliott      | 04:02   | 0-0   | 0-0 | 2-2   | 0        | 1  | 1   | 1     | 1  | 2  | 0  | 1  | 0  | 0      | 0  | 6   |
| 15            | Kharee McDaniel     | 02:18   | 1-1   | 0-0 | 0-0   | 0        | 0  | 0   | 1     | 0  | 2  | 0  | 0  | 0  | 1      | 0  | 3   |
| 21            | Russell Hyman       | 00:50   | 0-0   | 0-0 | 0-0   | 0        | 0  | 0   | 0     | 0  | 0  | 0  | 0  | 0  | 0      | 0  | 2   |
| Team          |                     |         |       |     |       | 1        | 0  | 1   |       |    | 0  |    | 0  |    |        |    |     |
| <b>Totals</b> |                     |         | 18-44 | 1-9 | 15-27 | 12       | 21 | 33  | 26    | 22 | 52 | 4  | 35 | 10 | 4      | 4  | -31 |

| Shooting By Period  |       |       |
|---------------------|-------|-------|
| 1 <sup>st</sup> FG% | 9-25  | 36.0% |
| 3PT%                | 1-6   | 16.7% |
| FT%                 | 3-9   | 33.3% |
| 2 <sup>nd</sup> FG% | 9-19  | 47.4% |
| 3PT%                | 0-3   | 0.0%  |
| FT%                 | 12-18 | 66.7% |
| GM FG%              | 18-44 | 40.9% |
| 3PT%                | 1-9   | 11.1% |
| FT%                 | 15-27 | 55.6% |

Dead Ball Rebounds: 3, 0

Technical Fouls: NONE

Baylor - 83 Record: 4-0

| NO.           | Name                        | Min     | FG    |      |       | Rebounds |    |     | Fouls |    | TP | AS | TO | ST | Blocks |    | +/- |
|---------------|-----------------------------|---------|-------|------|-------|----------|----|-----|-------|----|----|----|----|----|--------|----|-----|
|               |                             |         | M-A   | M-A  | M-A   | OR       | DR | TOT | PF    | FD |    |    |    |    | BS     | BA |     |
| 0             | Flo Thamba                  | F 10:09 | 1-1   | 0-0  | 2-2   | 1        | 0  | 1   | 4     | 3  | 4  | 0  | 1  | 0  | 0      | 0  | 15  |
| 11            | Mark Vital                  | F 21:58 | 2-6   | 0-1  | 0-0   | 1        | 5  | 6   | 4     | 2  | 4  | 0  | 4  | 3  | 0      | 0  | 25  |
| 12            | Jared Butler                | G 23:55 | 3-7   | 2-3  | 4-4   | 0        | 2  | 2   | 0     | 5  | 12 | 7  | 3  | 1  | 0      | 1  | 23  |
| 31            | MaCio Teague                | G 25:40 | 2-6   | 0-3  | 5-5   | 1        | 1  | 2   | 1     | 3  | 9  | 1  | 2  | 0  | 0      | 0  | 28  |
| 45            | Davion Mitchell             | G 30:52 | 4-6   | 1-2  | 2-2   | 1        | 2  | 3   | 1     | 4  | 11 | 7  | 3  | 4  | 1      | 0  | 32  |
| 10            | Adam Flagler                | 23:22   | 4-7   | 3-5  | 3-4   | 0        | 2  | 2   | 1     | 2  | 14 | 1  | 3  | 3  | 0      | 1  | 15  |
| 23            | Jonathan Tchamwa Tchatchoua | 20:53   | 5-6   | 0-0  | 3-4   | 1        | 5  | 6   | 3     | 4  | 13 | 0  | 0  | 0  | 1      | 0  | 9   |
| 4             | LJ Cryer                    | 17:29   | 1-3   | 1-3  | 3-4   | 1        | 1  | 2   | 2     | 2  | 6  | 3  | 1  | 1  | 0      | 0  | 12  |
| 24            | Matthew Mayer               | 16:06   | 3-6   | 2-3  | 2-2   | 0        | 0  | 0   | 3     | 1  | 10 | 1  | 2  | 2  | 2      | 1  | 14  |
| 5             | Jordan Turner               | 03:27   | 0-1   | 0-0  | 0-0   | 0        | 0  | 0   | 1     | 0  | 0  | 0  | 1  | 0  | 0      | 0  | -6  |
| 32            | Zach Loveday                | 03:27   | 0-0   | 0-0  | 0-0   | 0        | 1  | 1   | 1     | 0  | 0  | 0  | 0  | 0  | 0      | 0  | -6  |
| 13            | Jackson Moffatt             | 01:21   | 0-2   | 0-0  | 0-0   | 0        | 0  | 0   | 0     | 0  | 0  | 0  | 0  | 0  | 0      | 1  | -3  |
| 35            | Mark Paterson               | 01:21   | 0-0   | 0-0  | 0-0   | 0        | 0  | 0   | 1     | 0  | 0  | 0  | 0  | 0  | 0      | 0  | -3  |
| Team          |                             |         |       |      |       | 1        | 2  | 3   |       |    | 0  |    | 0  |    |        |    |     |
| <b>Totals</b> |                             |         | 25-51 | 9-20 | 24-27 | 7        | 21 | 28  | 22    | 26 | 83 | 20 | 20 | 14 | 4      | 4  | 31  |

| Shooting By Period  |       |       |
|---------------------|-------|-------|
| 1 <sup>st</sup> FG% | 11-24 | 45.8% |
| 3PT%                | 5-12  | 41.7% |
| FT%                 | 11-13 | 84.6% |
| 2 <sup>nd</sup> FG% | 14-27 | 51.9% |
| 3PT%                | 4-8   | 50.0% |
| FT%                 | 13-14 | 92.9% |
| GM FG%              | 25-51 | 49.0% |
| 3PT%                | 9-20  | 45.0% |
| FT%                 | 24-27 | 88.9% |

Dead Ball Rebounds: 1, 2

Technical Fouls: NONE

|                  | SFA                       | BU                         |
|------------------|---------------------------|----------------------------|
| Biggest lead     | 2 (1 <sup>st</sup> 18:57) | 37 (2 <sup>nd</sup> 4:10)  |
| Best Scoring Run | 5 (1 <sup>st</sup> 11:08) | 12 (2 <sup>nd</sup> 18:05) |
| Lead Changes     | 3                         |                            |
| Times Tied       | 2                         |                            |
| Time with Lead   | 00:54                     | 36:56                      |

| Points from   | SFA | BU |
|---------------|-----|----|
| Turnovers     | 10  | 40 |
| Paint         | 34  | 32 |
| Second Chance | 12  | 9  |
| Fast Breaks   | 9   | 15 |
| Bench         | 13  | 43 |

|     | Period by Period Scoring |     |     |
|-----|--------------------------|-----|-----|
|     | 1st                      | 2nd | TOT |
| SFA | 22                       | 30  | 52  |
| BU  | 38                       | 45  | 83  |

**GAME 5: #2 BAYLOR 100, KANSAS STATE 69**



Official Basketball Box Score - Final  
**Baylor at Kansas St.**  
 12/19/20 Bramlage Coliseum, Manhattan  
 2020-21 Men's Basketball

Game Time: 3:00 PM  
 Game Duration: 1:53  
 Attendance: 848

Officials: Gerry Pollard, Ray Natili, Chance Moore

**Baylor - 100**

**Record: 5-0 (1-0)**

| NO. Name                       | Min     | FG    |       | 3P    |     | FT |    | Rebounds |    |     | Fouls |    | TP | AS | TO | ST | Blocks |    | +/- |
|--------------------------------|---------|-------|-------|-------|-----|----|----|----------|----|-----|-------|----|----|----|----|----|--------|----|-----|
|                                |         | M-A   | M-A   | M-A   | M-A | OR | DR | TOT      | PF | FD  | BS    | BA |    |    |    |    |        |    |     |
| 0 Flo Thamba                   | F 18:13 | 1-1   | 0-0   | 1-3   | 6   | 1  | 7  | 2        | 4  | 3   | 1     | 3  | 0  | 0  | 0  | 0  | 0      | 0  | 20  |
| 11 Mark Vital                  | F 18:04 | 3-4   | 0-0   | 1-2   | 2   | 0  | 2  | 2        | 1  | 7   | 0     | 1  | 2  | 0  | 0  | 0  | 0      | 0  | 13  |
| 12 Jared Butler                | G 30:03 | 4-8   | 2-6   | 4-6   | 0   | 5  | 5  | 1        | 4  | 14  | 13    | 1  | 1  | 1  | 1  | 0  | 0      | 28 |     |
| 31 MaCio Teague                | G 37:03 | 8-14  | 5-9   | 2-3   | 4   | 6  | 10 | 0        | 2  | 23  | 2     | 1  | 1  | 0  | 0  | 0  | 0      | 26 |     |
| 45 Davion Mitchell             | G 31:11 | 7-12  | 6-10  | 0-0   | 0   | 3  | 3  | 3        | 0  | 20  | 3     | 4  | 2  | 0  | 0  | 0  | 0      | 26 |     |
| 4 LJ Cryer                     | 19:06   | 3-5   | 2-4   | 0-0   | 0   | 1  | 1  | 0        | 0  | 8   | 3     | 1  | 1  | 0  | 0  | 0  | 0      | 19 |     |
| 23 Jonathan Tchamwa Tchatchoua | 24:20   | 6-10  | 0-0   | 1-2   | 3   | 1  | 4  | 2        | 1  | 13  | 1     | 0  | 2  | 0  | 0  | 0  | 0      | 23 |     |
| 24 Matthew Mayer               | 16:23   | 3-8   | 0-3   | 2-2   | 1   | 4  | 5  | 2        | 1  | 8   | 1     | 1  | 0  | 0  | 0  | 0  | 0      | -1 |     |
| 32 Zach Loveday                | 02:57   | 1-1   | 0-0   | 0-0   | 0   | 2  | 2  | 2        | 0  | 2   | 0     | 0  | 0  | 0  | 0  | 0  | 0      | 1  |     |
| 13 Jackson Moffatt             | 01:20   | 0-0   | 0-0   | 0-0   | 0   | 0  | 0  | 0        | 0  | 0   | 0     | 0  | 0  | 0  | 0  | 0  | 0      | 0  |     |
| 21 Mark Paterson               | 01:20   | 1-1   | 0-0   | 0-0   | 0   | 1  | 1  | 0        | 0  | 2   | 0     | 0  | 0  | 0  | 0  | 0  | 0      | 0  |     |
| Team                           |         |       |       |       | 0   | 1  | 1  |          |    | 0   |       |    | 0  |    |    |    |        |    |     |
| <b>Totals</b>                  |         | 37-64 | 15-32 | 11-18 | 16  | 25 | 41 | 14       | 13 | 100 | 24    | 12 | 9  | 1  | 0  | 0  | 0      | 31 |     |

| Shooting By Period  |       |       |
|---------------------|-------|-------|
| 1 <sup>st</sup> FG% | 21-34 | 61.8% |
| 3PT%                | 7-15  | 46.7% |
| FT%                 | 7-12  | 58.3% |
| 2 <sup>nd</sup> FG% | 16-30 | 53.3% |
| 3PT%                | 8-17  | 47.1% |
| FT%                 | 4-6   | 66.7% |
| GM FG%              | 37-64 | 57.8% |
| 3PT%                | 15-32 | 46.9% |
| FT%                 | 11-18 | 61.1% |

Dead Ball Rebounds: 5, 0

Technical Fouls: NONE

**Kansas St. - 69**

**Record: 3-5 (1-1)**

| NO. Name                 | Min     | FG    |      | 3P   |     | FT |    | Rebounds |    |    | Fouls |    | TP | AS | TO | ST | Blocks |     | +/- |
|--------------------------|---------|-------|------|------|-----|----|----|----------|----|----|-------|----|----|----|----|----|--------|-----|-----|
|                          |         | M-A   | M-A  | M-A  | M-A | OR | DR | TOT      | PF | FD | BS    | BA |    |    |    |    |        |     |     |
| 2 Selton Miguel          | F 28:04 | 5-11  | 3-5  | 1-3  | 0   | 0  | 0  | 0        | 3  | 14 | 3     | 4  | 2  | 0  | 0  | 0  | 0      | 0   | -19 |
| 21 Davion Bradford       | C 18:49 | 2-3   | 0-0  | 0-1  | 1   | 0  | 1  | 4        | 3  | 4  | 0     | 0  | 0  | 0  | 0  | 0  | 0      | 0   | -13 |
| 00 Mike McGuirl          | G 29:39 | 2-7   | 0-3  | 1-2  | 2   | 4  | 6  | 2        | 2  | 5  | 3     | 4  | 1  | 0  | 0  | 0  | 0      | -23 |     |
| 3 DaJuan Gordon          | G 31:33 | 3-10  | 1-5  | 1-2  | 2   | 2  | 4  | 1        | 2  | 8  | 4     | 1  | 2  | 0  | 0  | 0  | 0      | -23 |     |
| 24 Nijel Pack            | G 29:06 | 2-5   | 0-1  | 0-0  | 2   | 3  | 5  | 2        | 0  | 4  | 5     | 0  | 1  | 0  | 1  | 0  | 1      | -7  |     |
| 5 Rudi Williams          | 19:15   | 3-7   | 1-4  | 0-0  | 0   | 0  | 0  | 1        | 0  | 7  | 3     | 2  | 0  | 0  | 0  | 0  | 0      | -30 |     |
| 11 Antonio Gordon        | 21:03   | 9-9   | 1-1  | 4-7  | 4   | 2  | 6  | 2        | 4  | 23 | 0     | 2  | 0  | 0  | 0  | 0  | 0      | -22 |     |
| 12 Carlton Linguard, Jr. | 05:24   | 1-2   | 0-1  | 0-0  | 0   | 0  | 0  | 1        | 0  | 2  | 0     | 0  | 0  | 0  | 0  | 0  | 0      | -13 |     |
| 4 Seryee Lewis           | 14:27   | 1-4   | 0-0  | 0-0  | 0   | 2  | 2  | 0        | 0  | 2  | 0     | 0  | 1  | 0  | 0  | 0  | 0      | -5  |     |
| 14 Drew Honas            | 01:20   | 0-1   | 0-1  | 0-0  | 0   | 0  | 0  | 0        | 0  | 0  | 0     | 0  | 0  | 0  | 0  | 0  | 0      | 0   |     |
| 35 Joe Petrakis          | 01:20   | 0-0   | 0-0  | 0-0  | 0   | 0  | 0  | 0        | 0  | 0  | 0     | 0  | 0  | 0  | 0  | 0  | 0      | 0   |     |
| Team                     |         |       |      |      | 1   | 0  | 1  |          |    | 0  |       |    | 1  |    |    |    |        |     |     |
| <b>Totals</b>            |         | 28-59 | 6-21 | 7-15 | 12  | 13 | 25 | 13       | 14 | 69 | 18    | 14 | 7  | 0  | 1  | 0  | 1      | -31 |     |

| Shooting By Period  |       |       |
|---------------------|-------|-------|
| 1 <sup>st</sup> FG% | 12-25 | 48.0% |
| 3PT%                | 2-10  | 20.0% |
| FT%                 | 1-3   | 33.3% |
| 2 <sup>nd</sup> FG% | 16-34 | 47.1% |
| 3PT%                | 4-11  | 36.4% |
| FT%                 | 6-12  | 50%   |
| GM FG%              | 28-59 | 47.5% |
| 3PT%                | 6-21  | 28.6% |
| FT%                 | 7-15  | 46.7% |

Dead Ball Rebounds: 2, 0

Technical Fouls: NONE

|                  | Baylor                     | KState                    |
|------------------|----------------------------|---------------------------|
| Biggest lead     | 32 (2 <sup>nd</sup> 19:43) | 0 (1 <sup>st</sup> 20:00) |
| Best Scoring Run | 10 (1 <sup>st</sup> 14:59) | 6 (2 <sup>nd</sup> 17:13) |
| Lead Changes     | 0                          | 0                         |
| Times Tied       | 0                          | 0                         |
| Time with Lead   | 39:20                      | 00:00                     |

| Points from   | Baylor | KState |
|---------------|--------|--------|
| Turnovers     | 21     | 8      |
| Paint         | 38     | 34     |
| Second Chance | 14     | 13     |
| Fast Breaks   | 12     | 2      |
| Bench         | 33     | 34     |

|        | Period by Period Scoring |     |     |
|--------|--------------------------|-----|-----|
|        | 1st                      | 2nd | TOT |
| Baylor | 56                       | 44  | 100 |
| KState | 27                       | 42  | 69  |



## 2020-21 TEAM GAME-BY-GAME



2020-21 Baylor Basketball  
Baylor Team Game-by-Game (as of Dec 19, 2020)  
All games



BIG 12 CONFERENCE

## TEAM STATISTICS

| Opponent      | Date     | Score  | W | Total   |      | 3-Pointers |      | Free throws |      | Rebounds |     |     |      | pf | a   | t/o | blk | stl | pts | avg   |
|---------------|----------|--------|---|---------|------|------------|------|-------------|------|----------|-----|-----|------|----|-----|-----|-----|-----|-----|-------|
|               |          |        |   | fg-fga  | pct  | 3fg-fga    | pct  | ft-fa       | pct  | off      | def | tot | avg  |    |     |     |     |     |     |       |
| vs Louisiana  | 11/28/20 | 112-82 | W | 45-80   | .563 | 15-27      | .556 | 7-13        | .538 | 15       | 26  | 41  | 41.0 | 15 | 25  | 10  | 1   | 12  | 112 | 112.0 |
| vs Washington | 11/29/20 | 86-52  | W | 34-67   | .507 | 13-29      | .448 | 5-11        | .455 | 21       | 29  | 50  | 45.5 | 14 | 21  | 16  | 6   | 3   | 86  | 99.0  |
| vs Illinois   | 12/02/20 | 82-69  | W | 30-66   | .455 | 7-18       | .389 | 15-24       | .625 | 16       | 22  | 38  | 43.0 | 16 | 14  | 7   | 4   | 7   | 82  | 93.3  |
| SFA           | 12/09/20 | 83-52  | W | 25-51   | .490 | 9-20       | .450 | 24-27       | .889 | 7        | 21  | 28  | 39.2 | 22 | 20  | 20  | 4   | 14  | 83  | 90.8  |
| at Kansas St. | 12/19/20 | 100-69 | W | 37-64   | .578 | 15-32      | .469 | 11-18       | .611 | 16       | 25  | 41  | 39.6 | 14 | 24  | 12  | 1   | 9   | 100 | 92.6  |
| Baylor        |          | 463    |   | 171-328 | .521 | 59-126     | .468 | 62-93       | .667 | 75       | 123 | 198 | 39.6 | 81 | 104 | 65  | 16  | 45  | 463 | 92.6  |
| Opponents     |          | 324    |   | 123-275 | .447 | 25-91      | .275 | 53-86       | .616 | 46       | 95  | 141 | 28.2 | 88 | 62  | 94  | 17  | 33  | 324 | 64.8  |

Games played: 5  
Points/game: 92.6  
FG Pct: 52.1  
3FG Pct: 46.8  
FT Pct: 66.7

Rebounds/game: 39.6  
Assists/game: 20.8  
Turnovers/game: 13.0  
Assist/turnover ratio: 1.6  
Steals/game: 9.0  
Blocks/game: 3.2

## 2020-21 OPPONENT GAME-BY-GAME



2020-21 Baylor Basketball  
Baylor Opponent Game-by-Game (as of Dec 19, 2020)  
All games



BIG 12 CONFERENCE

## OPPONENT STATISTICS

| Opponent      | Date     | Score  | W | Total   |      | 3-Pointers |      | Free throws |      | Rebounds |     |     |      | pf | a   | t/o | blk | stl | pts | avg  |
|---------------|----------|--------|---|---------|------|------------|------|-------------|------|----------|-----|-----|------|----|-----|-----|-----|-----|-----|------|
|               |          |        |   | fg-fga  | pct  | 3fg-fga    | pct  | ft-fa       | pct  | off      | def | tot | avg  |    |     |     |     |     |     |      |
| vs Louisiana  | 11/28/20 | 112-82 | W | 32-61   | .525 | 6-19       | .316 | 12-16       | .750 | 6        | 23  | 29  | 29.0 | 15 | 12  | 19  | 3   | 5   | 82  | 82.0 |
| vs Washington | 11/29/20 | 86-52  | W | 19-52   | .365 | 5-24       | .208 | 9-12        | .750 | 5        | 14  | 19  | 24.0 | 14 | 12  | 14  | 6   | 8   | 52  | 67.0 |
| vs Illinois   | 12/02/20 | 82-69  | W | 26-59   | .441 | 7-18       | .389 | 10-16       | .625 | 11       | 24  | 35  | 27.7 | 20 | 16  | 12  | 4   | 3   | 69  | 67.7 |
| SFA           | 12/09/20 | 83-52  | W | 18-44   | .409 | 1-9        | .111 | 15-27       | .556 | 12       | 21  | 33  | 29.0 | 26 | 4   | 35  | 4   | 10  | 52  | 63.8 |
| at Kansas St. | 12/19/20 | 100-69 | W | 28-59   | .475 | 6-21       | .286 | 7-15        | .467 | 12       | 13  | 25  | 28.2 | 13 | 18  | 14  | 0   | 7   | 69  | 64.8 |
| Opponents     |          | 324    |   | 123-275 | .447 | 25-91      | .275 | 53-86       | .616 | 46       | 95  | 141 | 28.2 | 88 | 62  | 94  | 17  | 33  | 324 | 64.8 |
| Baylor        |          | 463    |   | 171-328 | .521 | 59-126     | .468 | 62-93       | .667 | 75       | 123 | 198 | 39.6 | 81 | 104 | 65  | 16  | 45  | 463 | 92.6 |

Games played: 5  
Points/game: 64.8  
FG Pct: 44.7  
3FG Pct: 27.5  
FT Pct: 61.6

Rebounds/game: 28.2  
Assists/game: 12.4  
Turnovers/game: 18.8  
Assist/turnover ratio: 0.7  
Steals/game: 6.6  
Blocks/game: 3.4

**THE LAST TIME ...**

**THE LAST TIME A BAYLOR TEAM...**

|   |   |
|---|---|
| Scored 110 Points.....  | 112 vs. Louisiana-Lafayette (11/28/20)                                    |
| Scored 100 Points.....  | 112 vs. Louisiana-Lafayette (11/28/20)                                    |
| Scored 100 Points on the Road.....                              | 100 at Kansas State (12/19/20)  |
| Scored Fewer than 50 Points.....                                | 44 at Kansas (1/14/13)  |
| Won by 40 Points.....   | 44 vs. Central Arkansas (11/5/19)   |
| Won by 30 Points.....   | 31 at Kansas State (12/19/20)   |
| Shot 65 pct from floor.....                                     | 66.1 (41-62) vs. Texas Southern (12/14/17)                                |
| Shot 60 pct from floor.....                                     | 60.8 (31-51) vs. PVAMU (11/12/18)   |
| Shot less than 30 pct from floor.....                           | 29.8 (17-57) at TCU (1/10/15)   |
| Shot 65 pct from 3FG.....                                       | 70.6 (12-17) vs. Central Arkansas (11/10/17)                              |
| Shot 60 pct from 3FG.....                                       | 60.0 (15-25) at Oklahoma State (1/14/19)                                  |
| Shot less than 15 pct from 3FG.....                             | 111 (2-18) vs. Ole Miss (11/23/18)  |
| Shot less than 10 pct from 3FG.....                             | .083 (1-12) vs. TCU (1/2/18)  |
| Made 15 3-point field goals.....                                | 15 at Kansas State (12/19/20)   |
| Failed to make a 3FG.....                                       | 0-8 at Texas Tech (2/21/90)   |
| Shot 95 pct from FT line.....                                   | 100.0 (9-9) at Oklahoma State (2/6/18)                                    |
| Shot 90 pct from FT line.....                                   | 93.8 (15-16) at Florida (1/25/20)   |
| Shot less than 40 pct from FT line.....                         | 27.3 (3-11) vs. Texas Southern (11/6/18)                                  |
| Had 60 Rebounds.....  | 60 vs. Huston-Tillotson (1/21/15)   |
| Had 55 Rebounds.....  | 58 vs. Savannah State (12/17/17)  |
| Had 50 Rebounds.....  | 50 vs. Washington (11/29/20)  |
| Had 25 Offensive Rebounds.....                                  | 26 vs. Kansas (11/21/19)  |
| Had 20 Offensive Rebounds.....                                  | 21 vs. Washington (11/29/20)  |
| Had 40 Defensive Rebounds.....                                  | 43 vs. Savannah State (12/17/17)  |
| Had 35 Assists.....   | 40 vs. Hardin-Simmons (12/16/15)  |
| Had 30 Assists.....   | 32 vs. Savannah State (12/17/17)  |
| Had 25 Assists.....   | 25 vs. Louisiana-Lafayette (11/28/20)                                     |
| Had 25 Turnovers.....   | 29 at West Virginia (11/10/17)  |
| Had 20 Turnovers.....   | 20 vs. SFA (12/9/20)  |
| Had fewer than 7 Turnovers.....                                 | 5 at Kansas (1/11/20)   |
| Had fewer than 5 Turnovers.....                                 | 4 at West Virginia (2/22/14)  |
| Had 16 Steals.....  | 16 vs. Savannah State (11/23/15)  |
| Had 15 Steals.....  | 15 vs. Texas State (11/15/19)   |
| Had 12 Steals.....  | 14 vs. SFA (12/9/20)  |
| Had 12 Blocked Shots.....                                       | 12 vs. Louisiana-Lafayette (11/28/20)                                     |
| Had 10 Blocked Shots.....                                       | 10 vs. TCU (2/2/19)   |
| Had no Blocked Shots.....                                       | at West Virginia (1/21/19)  |
| Had two 20-point scorers.....                                   | MaCio Teague (23), Davion Mitchell (20) at Kansas State (12/19/20)        |
| Had two 25-point scorers.....                                   | Jo Lual-Acuil Jr. (31), Manu Lecomte (25) vs. Savannah State (12/17/17)   |
| Had seven double-figure scorers.....                            | vs. Long Beach State (3/20/13)  |
| Had six double-figure scorers.....                              | vs. Kansas State (1/22/18)  |
| Had five double-figure scorers.....                             | vs. SFA (12/9/20)   |
| Had all five starters score in double figures.....              | vs. Oklahoma State (2/8/20)   |
| Had all five starters score 15+ points.....                     | vs. Central Arkansas (11/10/17)   |
| Had no players score in double figures.....                     | vs. Texas A&M (3/5/08)  |
| Had no starters score in double figures.....                    | at Kansas State (3/3/18)  |
| Had four players score 15+ points.....                          | vs. Louisiana-Lafayette (11/28/20)  |
| Had five players score 15+ points.....                          | vs. Central Arkansas (11/10/17)   |
| Had four players score 18+ points.....                          | vs. Savannah State (12/17/17)   |
| Had four players with 5+ assists.....                           | vs. Savannah State (12/17/17)   |
| Had two double-doubles.....                                     | MaCio Teague (23p/10r), Jared Butler (14p/13a) at Kansas State (12/19/20) |
| Had two double-figure rebounders.....                           | Mark Vital (14), Mario Kegler (10) vs. West Virginia (2/23/19)            |
| Scored 50-plus points in first half.....                        | 56 at Kansas State (12/19/20)   |
| Scored 50-plus points in second half.....                       | 51 vs. Illinois (12/2/20)   |
| Scored 50-plus points in both halves.....                       | vs. Louisiana-Lafayette (11/28/20)  |
| Scored 60-plus points in first half.....                        | 61 vs. Savannah State (12/17/17)  |
| Scored 60-plus points in second half.....                       | 60 at Iowa State (1/9/16)   |
| Scored fewer than 20 points in 1st half.....                    | 15 at Wichita State (12/1/18)   |
| Scored fewer than 20 points in 2nd half.....                    | 19 vs. Butler (12/20/19)  |
| Overcame a 20-point deficit to win.....                         | vs. Louisville, trailed 32-10, won 66-63 (11/25/16)                       |
| Overcame a 15-pt deficit with less than 10 min left to win..... | vs. Texas, trailed 55-36, won 84-83 (2/27/19)                             |
| Overcame a 20-point deficit.....                                | vs. Mississippi State, trailed 40-20 (3/18/18)                            |
| Overcame a 15-point halftime deficit to win.....                | vs. Louisville, trailed 39-24, won 66-63 (11/25/16)                       |
| Overcame a 10-point halftime deficit to win.....                | vs. Texas, trailed 40-29, won 84-83 (2/27/19)                             |
| Overcame a 10-point 2nd half deficit to win on the road.....    | at OSU, trailed 47-35, won 75-68 (1/18/20)                                |
| Won an OT game.....   | 71-68 vs. Texas Tech (3/2/20)   |
| Lost an OT game.....  | 78-81 vs. TCU (1/2/18)  |
| Won a 2OT game.....   | 74-73 at Texas (2/12/18)  |
| Lost a 2OT game.....  | 84-91 to Colorado (3/13/08)   |
| Won a 3OT game.....   | Never   |
| Lost a 3OT game.....  | 93-97 at SMU (1/9/88)   |
| Won a 4OT game.....   | 96-95 vs. North Texas (12/17/88)  |
| Lost a 4OT game.....  | Never   |
| Won a 5OT game.....   | 116-110 at Texas A&M (1/23/08)  |
| Lost a 5OT game.....  | Never   |

**THE LAST TIME A BAYLOR PLAYER...**

|   |  |
|---|--|
| Recorded a Triple-Double (Pts/Reb/Ast).....       | Kenny Chery (20/10/12) vs. Kansas State (2/15/14)                            |
| Recorded a Triple-Double (Pts/Reb/Blk).....       | Ekpe Udoh (18/17/10) vs. Morgan State (1/6/10)                               |
| Recorded a Double-Double Off the Bench.....       | Terry Maston (12p/10r) vs. TAMU-CC (11/13/17)                                |
| Recorded a Double-Double Before Halftime.....     | King McClure (12p/10r) vs. George Mason (11/24/18)                           |
| Scored 35 Points.....                             | Makai Mason (40) vs. TCU (2/2/19)  |
| Scored 30 Points.....                             | Jared Butler (30) vs. Central Arkansas (11/5/19)                             |
| Scored 30 Points in a Road Game.....              | Jared Butler (31) at Kansas (3/9/19)   |
| Scored 20 Points in a 1st Half.....               | King McClure (20) at Oklahoma State (1/14/19)                                |
| Scored 25 Points in a 2nd Half.....               | Makai Mason (27) vs. TCU (2/2/19)  |
| Scored 20 Points in a 2nd Half.....               | Jared Butler (23) at Kansas (3/9/19)   |
| Scored 30 Points off the Bench.....               | Nuni Omot (30) at Kansas State (3/3/18)                                      |
| Scored 25 Points off the Bench.....               | Terry Maston (26) vs. Mississippi State (3/18/18)                            |
| Scored 20 Points off the Bench.....               | Devonte Bando (22) vs. West Virginia (2/23/19)                               |
| Made 5+ 3-pointers in a 1st Half.....             | King McClure (6-7) at Oklahoma State (1/14/19)                               |
| Made 5+ 3-pointers in a 2nd Half.....             | Makai Mason (6-8) vs. TCU (2/2/19)   |
| Had 20 Rebounds.....                              | Jo Lual-Acuil Jr. (20) vs. Savannah State (12/17/17)                         |
| Had 15 Rebounds.....                              | Mark Vital (15) vs. Washington (11/29/20)                                    |
| Had 8+ Offensive Rebounds.....                    | Freddie Gillespie (8) vs. Texas Tech (3/2/20)                                |
| Had 9+ Offensive Rebounds.....                    | Mark Vital (9) at Arizona (12/15/18)   |
| Had 12 Rebounds in a Half.....                    | Johnathan Motley (14 in 2nd half) vs. Texas (1/17/17)                        |
| Had 10 Rebounds in a Half.....                    | King McClure (10 in 1st half) vs. George Mason (11/24/18)                    |
| Had 10 Assists.....                               | Jared Butler (13) at Kansas State (12/19/20)                                 |
| Had 10+ Assists and 0 Turnovers.....              | Jake Lindsey (11 AST/0 TO) vs. Kansas State (3/9/17)                         |
| Had 5 Blocked Shots.....                          | Freddie Gillespie (6) vs. TCU (2/1/20)                                       |
| Had 6 Blocked Shots.....                          | Freddie Gillespie (6) vs. TCU (2/1/20)                                       |
| Had 7 Blocked Shots.....                          | Jo Lual-Acuil Jr. (7) vs. Oklahoma (2/21/17)                                 |
| Had 5 Steals.....                                 | Jared Butler (5) vs. Ohio (11/21/19)   |
| Had 6 Steals.....                                 | Lester Medford (7) vs. Savannah State (11/23/15)                             |
| Played 40+ Minutes.....                           | Devonte Bando (43), Davion Mitchell (41), Jared Butler (40) vs. TTU (3/2/20) |
| Played 45+ Minutes.....                           | Jo Lual-Acuil Jr. (48) & Manu Lecomte (46) at Texas (2/12/18)                |
| Made a Game-Winning Shot.....                     | Terry Maston (2FG) vs. Texas Tech, 59-57 (2/17/18)                           |
| Made a Game-Winning Shot in Final 10 Seconds..... | Jo Lual-Acuil Jr. (Dunk) at Texas, 74-73 2ot (2/12/18)                       |
| Made a Game-Winning Shot at Buzzer.....           | Lester Medford (3FG) at Texas Tech, 63-60 (1/16/16)                          |
| Made a Game-Winning FT in Final 10 Seconds.....   | Mario Kegler vs. Texas, 84-83 OT (2/29/19)                                   |

**THE LAST TIME A BAYLOR OPPONENT...**

|  |  |
|--|--|
| Scored 100 Points.....                       | 102 at Kansas (1/2/16)   |
| Scored 90 Points.....                        | 90 vs. Kansas State (1/22/18)  |
| Scored Fewer than 50 Points at Home.....     | 45 at Texas (2/10/20)  |
| Scored Fewer than 50 Points on the Road..... | 44 vs. Texas (1/4/20)  |
| Scored Fewer than 40 Points.....             | 39 vs. McNeese State (11/14/14)  |
| Won by 30 Points.....                        | 40 at Oklahoma (1/20/07)   |
| Shot 65 pct from floor.....                  | 66.1 (39-59) at Oklahoma (2/26/05)   |
| Shot 60 pct from floor.....                  | 62.0 (31-50) vs. Oklahoma (1/23/16)  |
| Shot less than 25 pct from floor.....        | 23.4 (11-47) vs. Prairie View A&M (12/2/15)                                      |
| Shot 55 pct from 3FG.....                    | 55.7 (15-27) vs. Texas (2/27/19)   |
| Shot less than 15 pct from 3FG.....          | .111 (1-9) vs. SFA (12/9/20)   |
| Made 15 3-point field goals.....             | 15 vs. Texas (2/27/19)   |
| Shot 95 pct from FT line.....                | 95.7 (22-23) at Ole Miss (1/28/17)   |
| Shot less than 50 pct from FT line.....      | 33.3 (5-15) vs. Texas (1/4/20)   |
| Had 50 Rebounds.....                         | 62 vs. Wake Forest (Anaheim) (11/30/08)  |
| Had fewer than 20 Rebounds.....              | 19 vs. Washington (11/29/20)   |
| Had 20 Offensive Rebounds.....               | 20 vs. Wagner (3/13/18)  |
| Had 25 Assists.....                          | 29 vs. Oklahoma (1/23/16)  |
| Had 20 Turnovers.....                        | 35 vs. SFA (12/9/20)   |
| Had fewer than 5 Turnovers.....              | 4 at West Virginia (2/22/14)   |
| Had 13 Steals.....                           | 15 at West Virginia (11/10/17)   |
| Had 12 Steals.....                           | 12 vs. West Virginia (3/9/17)  |
| Had 12+ Blocked Shots.....                   | 13 vs. West Virginia (2/20/18)   |
| Had 10+ Blocked Shots.....                   | 10 at Kansas (11/11/20)  |
| Had no Blocked Shots.....                    | at Kansas State (12/19/20)   |
| Had two 20-point scorers.....                | Cedric Russell (26), Theo Akwuba (22) vs. ULL (11/28/20)                         |
| Had three 20-point scorers.....              | Abdel Nader (26), Georges Niang (24), Monte Morris (20) vs. Iowa State (2/16/16) |
| Had five double-figure scorers.....          | vs. Oklahoma State (8/2/20)  |
| Had four 15+ point scorers.....              | at Texas (2/12/18)   |
| Had no double-figure scorers.....            | vs. Iowa State (1/15/20)   |
| Had two double-figure rebounders.....        | Kenrich Williams (12), Vlad Brodziansky (10) at TCU (1/21/17)                    |
| Scored 50-plus points in 1st half.....       | 51 at Texas A&M (12/19/15)   |
| Scored 50-plus points in 2nd half.....       | 52 at West Virginia (3/7/20)   |
| Scored 20 points or fewer in 1st half.....   | 16 at Texas (2/8/20)   |
| Scored 20 points or fewer in 2nd half.....   | 20 vs. Texas (1/6/18)  |
| Failed to make a 3FG.....                    | vs. Oklahoma, 0-12 (2/25/12)   |

**THE LAST TIME A BAYLOR OPPOSING PLAYER**

|                          |  |
|--------------------------|--|
| Scored 30 Points.....    | Brandon Clarke (36) vs. Gonzaga (3/23/19)              |
| Had 20 Rebounds.....     | Jamahl Mosley (20) vs. Colorado (Kansas City) (3/8/01) |
| Had 15 Rebounds.....     | Udoka Azubuike (19) vs. Kansas (2/22/20)               |
| Had 10 Assists.....      | Courtney Ramey (10) vs. Texas (2/27/19)                |
| Had 8 Turnovers.....     | Trae Young (8) vs. Oklahoma (2/27/18)                  |
| Had 7 Turnovers.....     | Roti Ware (7) vs. SFA (12/9/20)                        |
| Had 8 Blocked Shots..... | Sagaba Konate (9) vs. West Virginia (2/20/18)          |
| Had 7 Blocked Shots..... | Udoka Azubuike (7) at Kansas (1/11/20)                 |
| Had 6 Blocked Shots..... | Kevin Samuel (6) vs. TCU (2/1/20)                      |
| Had 5 Steals.....        | Dedric Lawson (5) vs. Kansas (1/12/19)                 |
| Had 6 Steals.....        | Jevon Carter (6) vs. West Virginia (3/9/18)            |

## 2020-21 INDIVIDUAL SUPERLATIVES

| CATEGORY                  | BAYLOR  | OPPONENT  |
|---------------------------|---|---|
| Points Scored             | 23, MaCio Teague at K-State (12/19)   | 26, Cedric Russell vs. ULL (11/28)  |
| Field Goals Made          | 9, MaCio Teague vs. ULL (11/28)   | 10, Cedric Russell vs. ULL (11/28)  |
| FGs Attempted             | 18, MaCio Teague vs. ULL (11/28)<br>18, Jared Butler vs. Illinois (12/2)  | 18, Ayo Dosunmu vs. Illinois (12/2)   |
| Highest FG % (min 5 made) | .778 (7-9), Davion Mitchell vs. ULL (11/28)   | 1.000 (9-9), Theo Akwuba vs. ULL (11/28)<br>1.000 (9-9), Antonio Gordon at K-State (12/19)                |
| 3-Point FGs Made          | 6, Davion Mitchell at K-State (12/19)   | 3, Cedric Russell vs. ULL (11/28)<br>3, Selton Miguel at K-State (12/19)                                  |
| 3-Point FGs Attempted     | 10, Davion Mitchell at K-State (12/19)  | 8, Cedric Russell vs. ULL (11/28)<br>8, RaeQuan Battle vs. Washington (11/29)                             |
| 3-Point FG % (min 5 att)  | .800 (4-5), Davion Mitchell vs. Illinois (12/2)<br>.714 (5-7), LJ Cryer vs. ULL (11/28)                                 | .600 (3-5), Selton Miguel at K-State (12/19)  |
| Free Throws Made          | 5, Jonathan Tchamwa Tchatchoua vs. Illinois (12/2)<br>5, MaCio Teague vs. SFA (12/9)                                    | 4, four players   |
| Free Throws Attempted     | 6, Jonathan Tchamwa Tchatchoua vs. Illinois (12/2)<br>6, Jared Butler at K-State (12/19)                                | 7, Antonio Gordon at K-State (12/19)  |
| Free Throw % (min 7 att)  | —   | .571 (4-7), Antonio Gordon at K-State (12/19)   |
| Offensive Rebounds        | 7, Mark Vital vs. Washington (11/29)  | 4, Theo Akwuba vs. ULL (11/28)<br>4, Gavin Kensmil vs. SFA (12/9)<br>4, Antonio Gordon at K-State (12/19) |
| Defensive Rebounds        | 8, Mark Vital vs. Washington (11/29)  | 6, Dou Gueye vs. ULL (11/28)  |
| Total Rebounds            | 15, Mark Vital vs. Washington (11/29)   | 8, Dou Gueye & Theo Akwuba vs. ULL (11/28)  |
| Assists                   | 13, Jared Butler at K-State (12/19)   | 5, Ayo Dosunmu vs. Illinois (12/2)<br>5, Nijel Pack at K-State (12/19)                                    |
| Turnovers                 | 4, Davion Mitchell vs. Washington (11/29) & at K-State (12/19)<br>4, Mark Vital vs. Washington (11/29) & vs. SFA (12/9) | 7, Roti Ware vs. SFA (12/9)   |
| Blocked Shots             | 3, Mark Vital vs. Washington (11/29)  | 4, Nate Roberts vs. Washington (11/29)  |
| Steals                    | 4, Davion Mitchell vs. SFA (12/9)   | 3, Erik Stevenson vs. Washington (11/29)<br>3, Cameron Johnson vs. SFA (12/9)                             |
| Minutes Played            | 37, MaCio Teague at K-State (12/19)   | 38, Ayo Dosunmu vs. Illinois (12/2)   |
| Fouls Drawn               | 6, Davion Mitchell vs. ULL (11/28)  | 6, Calvin Solomon vs. SFA (12/9)  |
| Plus-Minus                | +32, Davion Mitchell vs. Washington (11/29) & vs. SFA (12/9)  | -1, Nate Pryor vs. Washington (11/29)   |

## 2020-21 TEAM SUPERLATIVES

| BAYLOR HIGH                         | BAYLOR LOW                                     | CATEGORY              | OPPONENT HIGH                           | OPPONENT LOW                        |
|-------------------------------------|--|-----------------------|---|-------------------------------------|
| 112 vs. ULL (11/28)                 | 82 vs. Illinois (12/2)                         | Points Scored         | 82 vs. ULL (11/28)                      | 52 vs. UW (11/29) & vs. SFA (12/9)  |
| 56 at K-State (12/19)               | 31 vs. Illinois (12/2)                         | Points, 1st Half      | 40 vs. ULL (11/28)                      | 22 vs. SFA (12/9)                   |
| 59 vs. ULL (11/28)                  | 45 vs. SFA (12/9)                              | Points, 2nd Half      | 42 vs. ULL (11/28) & at K-State (12/19) | 28 vs. Washington (11/29)           |
| —                                   | —  | Points/Overtime       | —                                       | —                                   |
| 45 vs. ULL (11/28)                  | 25 vs. SFA (12/9)                              | Field Goals Made      | 32 vs. ULL (11/28)                      | 18 vs. SFA (12/9)                   |
| 80 vs. ULL (11/28)                  | 51 vs. SFA (12/9)                              | Field Goal Attempts   | 61 vs. ULL (11/28)                      | 44 vs. SFA (12/9)                   |
| .578 (37-64) at K-State (12/19)     | .455 (30-66) vs. Illinois (12/2)               | FG Percentage         | .525 (32-61) vs. ULL (11/28)            | .365 (19-52) vs. Washington (11/29) |
| 15 vs. ULL (11/28) & at KSU (12/19) | 7 vs. Illinois (12/2)                          | 3-Point FGs Made      | 7 vs. Illinois (12/2)                   | 1 vs. SFA (12/9)                    |
| 32 at K-State (12/19)               | 18 vs. Illinois (12/2)                         | 3-Point FG Attempts   | 24 vs. Washington (11/29)               | 9 vs. SFA (12/9)                    |
| .556 (15-27) vs. ULL (11/28)        | .389 (7-18) vs. Illinois (12/2)                | 3-Point FG Percentage | .389 (7-18) vs. Illinois (12/2)         | .111 (1-9) vs. SFA (12/9)           |
| 24 vs. SFA (12/9)                   | 5 vs. Washington (11/29)                       | Free Throws Made      | 15 vs. SFA (12/9)                       | 7 at K-State (12/19)                |
| 27 vs. SFA (12/9)                   | 11 vs. Washington (11/29)                      | Free Throw Attempts   | 27 vs. SFA (12/9)                       | 12 vs. Washington (11/29)           |
| .889 (24-27) vs. SFA (12/9)         | .454 (5-11) vs. Washington (11/29)             | Free Throw Percentage | .750, twice                             | .467 (7-15) at K-State (12/19)      |
| 21 vs. Washington (11/29)           | 7 vs. SFA (12/9)                               | Offensive Rebounds    | 12 vs. SFA (12/9) & at KSU (12/19)      | 5 vs. Washington (11/29)            |
| 29 vs. Washington (11/29)           | 21 vs. SFA (12/9)                              | Defensive Rebounds    | 24 vs. Illinois (12/2)                  | 13 at K-State (12/19)               |
| 50 vs. Washington (11/29)           | 28 vs. SFA (12/9)                              | Total Rebounds        | 35 vs. Illinois (12/2)                  | 19 vs. Washington (11/29)           |
| 25 vs. ULL (11/28)                  | 14 vs. Illinois (12/2)                         | Assists               | 18 at K-State (12/19)                   | 4 vs. SFA (12/9)                    |
| 20 vs. SFA (12/9)                   | 7 vs. Illinois (12/2)                          | Turnovers             | 35 vs. SFA (12/9)                       | 12 vs. Illinois (12/2)              |
| 6 vs. Washington (11/29)            | 1 vs. ULL (11/28) & at K-State (12/19)         | Blocked Shots         | 6 vs. Washington (11/29)                | 3 vs. ULL (11/28)                   |
| 14 vs. SFA (12/9)                   | 3 vs. Washington (11/29)                       | Steals                | 10 vs. SFA (12/9)                       | 3 vs. Illinois (12/2)               |
| 22 vs. SFA (12/9)                   | 14 vs. Washington (11/29) & at K-State (12/19) | Fouls                 | 26 vs. SFA (12/9)                       | 13 at K-State (12/19)               |



2020-21

5-0

BIG 12

0-0

AP

2nd

COACHES

2nd

NET

-

#12 BAYLOR vs. ARKANSAS-PINE BLUFF | GAME 6  
Dec. 21, 2020 (Waco, Texas / Ferrell Center)

Baylor Broadcast Notes

0  
4  
5  
10  
11  
12  
13  
23  
24  
31  
32  
45



### Flo Thamba

F • 6-10 • 245 • Jr. • Kinshasa, Congo

|     | MIN  | PTS | REB | BLK | FG%   | 3FG% | FT%  |
|-----|------|-----|-----|-----|-------|------|------|
| SEA | 15.4 | 3.4 | 3.4 | 0.2 | .667  | .000 | .357 |
| B12 | 18.0 | 3.0 | 7.0 | 0.0 | 1.000 | .000 | .333 |
| CAR | 10.2 | 2.1 | 2.3 | 0.6 | .533  | .000 | .514 |

- Junior big man with 7-foot-5 wingspan, originally from Democratic Republic of the Congo
- Started all 5 games this season, made career-first start in season opener vs Louisiana-Lafayette
- Splitting time with Tchatchoua at 5-spot; played in 52 games off bench (12 DNPs) over first 2 seasons
- Had 6 offensive rebounds in 18 minutes of Saturday's win at Kansas State
- Born in Congo, lived in England, France and South Africa, emigrated to United States in 2014




### LJ Cryer

G • 6-1 • 185 • Fr. • Katy, Texas

|     | MIN  | PTS | REB | AST | FG%  | 3FG% | FT%  |
|-----|------|-----|-----|-----|------|------|------|
| SEA | 15.5 | 7.8 | 1.3 | 1.8 | .588 | .571 | .750 |
| B12 | 19.0 | 8.0 | 1.0 | 3.0 | .600 | .500 | .000 |
| CAR | 15.5 | 7.8 | 1.3 | 1.8 | .588 | .571 | .750 |

- True freshman guard from Katy, Texas, ranked as nation's No. 12 PG in 2020 HS class by ESPN
- Came off bench for 17 points and 2 steals in 15 minutes of first collegiate game vs. Louisiana
- Scored 3,488 points over high school career, 5th-most all-time in Texas public schools
- Averaged 34.2 points, 5.3 assists and 2.4 steals as HS senior, earning Class 6A All-State honors
- Parents both attended Grambling, father Lionel Sr. played football, mother Tamica played volleyball



### Jordan Turner

G/F • 6-8 • 195 • RFr. • Houston, Texas

|     | MIN | PTS | REB | AST | FG%  | 3FG% | FT%  |
|-----|-----|-----|-----|-----|------|------|------|
| SEA | 2.5 | 0.0 | 0.0 | 0.0 | .000 | .000 | .000 |
| B12 | —   | —   | —   | —   | —    | —    | —    |
| CAR | 2.5 | 0.0 | 0.0 | 0.0 | .000 | .000 | .000 |

- Redshirt freshman wing from Houston, attended Sunrise Christian in Bel Aire, Kan.
- Took voluntary redshirt during 2019-20 season, participated on team's practice squad
- Ranked No. 11 recruit in Texas and No. 24 SF nationally in 2019 signing class by ESPN
- Played first two prep seasons at Global Learning Village in Houston
- Twin brother, Jalyn, is sophomore on Central Oklahoma basketball squad



### Adam Flagler

G • 6-3 • 180 • So. • Duluth, Ga.

|     | MIN  | PTS  | REB | AST | FG%  | 3FG% | FT%  |
|-----|------|------|-----|-----|------|------|------|
| SEA | 26.4 | 15.3 | 2.8 | 3.0 | .553 | .480 | .875 |
| B12 | —    | —    | —   | —   | —    | —    | —    |
| CAR | 30.2 | 15.8 | 3.3 | 1.4 | .447 | .393 | .839 |

\* Flagler's career stats include one season at Presbyterian

- Third-year sophomore, transfer from Presbyterian; led PC with 15.9 PPG as freshman in 2018-19
- Leads Big 12 in 3FGs/gm (3.0), 2nd 3FG% (.480), 3rd FG% (.553), 4th A-T ratio (3.0), 7th scoring (15.3).
- Has made a 3FG in all 40 collegiate games, nation's 5th-longest active streak; multiple 3 FGs in last 9 gms
- 3.0 AST-TO (12a/4t) ratio this year after 1.07 A:T (45a/42t) as freshman at Presbyterian in 2018-19
- 12+ points off bench in each of first 4 games; has scored 10+ points in 36 of 40 career games



### Mark Vital (VYE-tuhl)

G/F • 6-5 • 250 • Sr. • Lake Charles, La.

|     | MIN  | PTS | REB | AST | FG%  | 3FG% | FT%  |
|-----|------|-----|-----|-----|------|------|------|
| SEA | 22.0 | 6.0 | 6.4 | 1.4 | .481 | .000 | .571 |
| B12 | 19.0 | 7.0 | 2.0 | 0.0 | .750 | .000 | .500 |
| CAR | 25.7 | 6.7 | 6.4 | 2.0 | .469 | .140 | .497 |

- Bruising 5th-year forward, two-time All-Big 12 honoree and Big 12 All-Defensive Team selection
- Elected to return for final year to complete college degree, will become family's first college graduate
- 15 rebounds, 8 pts, 4 assts, 3 blks vs. Washington, matching UW players' combined rebounds (15-15)
- 1 of 4 finalists for 2020 Naismith Trophy Defensive Player of Year
- Had career-high 17 points with 8 rebounds in 29 min of 2019 NCAA Tournament 2nd Round vs. Gonzaga




### Jared Butler

G • 6-3 • 195 • Jr. • Reserve, La.

|     | MIN  | PTS  | REB | AST  | FG%  | 3FG% | FT%  |
|-----|------|------|-----|------|------|------|------|
| SEA | 27.6 | 15.0 | 3.6 | 6.4  | .483 | .440 | .727 |
| B12 | 30.0 | 14.0 | 5.0 | 13.0 | .500 | .333 | .667 |
| CAR | 28.4 | 13.1 | 3.2 | 3.2  | .415 | .372 | .780 |

- 2020 All-American (3rd Team), went through draft process and elected to return for junior season
- 13 assists in win at K-State were most by a Big 12 player in conf game since Trae Young in 2018
- B12 Ranks: 1st assts (6.4), 9th pgp (15.0), 6th FG% (.483), 3rd stts (2.0), 5th A-T ratio (.817), 6th 3FGM (2.2)
- Led team in scoring in 18 of last 35 games and in 24 times during collegiate career; started last 55 games
- On career-long streak of 12 straight gms with double-figure scoring – 17.4 ppg, 43% 3FGs during streak



### Jackson Moffatt

G/F • 6-7 • 200 • So. • Magnolia, Texas

|     | MIN | PTS | REB | AST | FG%  | 3FG% | FT%  |
|-----|-----|-----|-----|-----|------|------|------|
| SEA | 1.5 | 0.0 | 0.5 | 0.0 | .000 | .000 | .000 |
| B12 | 1.0 | 0.0 | 0.0 | 0.0 | .000 | .000 | .000 |
| CAR | 2.0 | 0.0 | 0.3 | 0.0 | .000 | .000 | .000 |

- Third-year sophomore walk-on wing from Magnolia High School; took voluntary redshirt in 2018-19
- Has appeared in 9 career games, totaling 2 rebounds and 1 steal in 17 minutes
- Scored 2,066 points during prep career, becoming Magnolia's all-time leading scorer
- 3-time first-team All-District 20-5A honoree and 2-time TABC All-Region selection
- Holds MHS record for single-game scoring with 45-point game




### Jonathan Tchamwa Tchatchoua (CHAWM-wuh CHAT-chew-wuh)

F • 6-8 • 245 • So. • Douala, Cameroon

|     | MIN  | PTS  | REB | BLK | FG%  | 3FG% | FT%  |
|-----|------|------|-----|-----|------|------|------|
| SEA | 20.8 | 10.6 | 7.0 | 0.4 | .588 | .000 | .813 |
| B12 | 24.0 | 13.0 | 4.0 | 0.0 | .600 | .000 | .500 |
| CAR | 14.3 | 4.4  | 3.9 | 0.6 | .509 | .000 | .717 |

\* Tchamwa Tchatchoua's career stats include one season at UNLV

- Third-year sophomore big man, transferred to BU after one season at UNLV; on practice squad last season
- 11.8 ppg, 7.0 rpg in 22.0 mpg off bench over last 4 games; career-high 13 pts each of last 2 games
- Leads team, ranks 7th in Big 12 with 7.0 rebounds/gm; 5th in B12 in FT% (.813)
- Born in Cameroon, moved to Australia for final two years of high school (MBA Global Academy)
- Played 31 games (11 starts) as freshman at UNLV, averaged 3.4 ppg, 3.5 rpg, 0.7 bpg in 13.3 mpg




### Matthew Mayer (MYE-er)

G/F • 6-9 • 225 • Jr. • Austin, Texas

|     | MIN  | PTS | REB | AST | FG%  | 3FG% | FT%   |
|-----|------|-----|-----|-----|------|------|-------|
| SEA | 14.0 | 7.8 | 3.8 | 1.0 | .441 | .400 | .625  |
| B12 | 16.0 | 8.0 | 5.0 | 1.0 | .375 | .000 | 1.000 |
| CAR | 11.9 | 5.0 | 2.1 | 0.8 | .380 | .342 | .667  |

- Junior wing with length, range and quick release, provides instant offense off bench
- Has come off bench for 6+ points and 2+ FGM in all 5 games this season
- Last 12 Games: 8.5 ppg in 14.9 mpg, shooting 51% (39-77), including 59% on 2-point FGs (30-51)
- 11 career games with 10+ pts off bench, including 4 of last 12 gms (13-WVU, 10-KU, 19-KSU, 10-SFA)
- 4-star recruit from Austin's Westlake High School, ranked among top-100 recruits nationally in 2018 class



### MaCio Teague (may-SEE-oh)

G • 6-4 • 195 • Sr. • Cincinnati, Ohio

|     | MIN  | PTS  | REB  | AST | FG%  | 3FG% | FT%  |
|-----|------|------|------|-----|------|------|------|
| SEA | 31.0 | 15.8 | 5.4  | 1.6 | .483 | .370 | .786 |
| B12 | 37.0 | 23.0 | 10.0 | 2.0 | .571 | .556 | .667 |
| CAR | 33.9 | 15.5 | 4.6  | 2.4 | .432 | .410 | .864 |

\* Teague's career stats include two seasons at UNC Asheville

- 5th-year senior, all-conference in all 3 seasons (Big South 1st team in 17 & 18, Big 12 2nd team in 20)
- Scored team-high 23 points, added 10 rebounds for 5th career double-double in Saturday's win at KSU
- BU is 25-1 when he scores 10+ points (9.5 ppg in 4 losses - 8 vs. UW, 8 vs. KU, 13 at TCU, 9 at WVU)
- Ranks 16th among active D1 players with 234 career 3FGM, ranks 50th with .410 career 3-point pct.
- Led team in scoring with 15+ points in 6 straight games before breaking wrist at Texas (2/10/20)



### Zach Loveday

F • 7-0 • 215 • Fr. • Gallipolis, Ohio

|     | MIN | PTS | REB | BLK | FG%   | 3FG% | FT%  |
|-----|-----|-----|-----|-----|-------|------|------|
| SEA | 3.0 | 1.0 | 1.0 | 0.0 | 1.000 | .000 | .000 |
| B12 | 3.0 | 2.0 | 2.0 | 0.0 | 1.000 | .000 | .000 |
| CAR | 3.0 | 1.0 | 1.0 | 0.0 | 1.000 | .000 | .000 |

- True freshman 7-footer from Ohio, played final two HS seasons at Huntington Prep in West Virginia
- Ranked No. 2 player in Ohio and No. 20 center in 2020 class by ESPN
- Ranked No. 51 player nationally and No. 12 among centers in 2020 class by Rivals
- 1 of 5 players on 2019-20 Huntington Prep squad to sign with Division I programs
- Father, Billy Loveday, played basketball at Hanover College



### Davion Mitchell (DAY-vee-ahn)

G • 6-2 • 205 • Jr. • Hinesville, Ga.

|     | MIN  | PTS  | REB | AST | FG%  | 3FG% | FT%  |
|-----|------|------|-----|-----|------|------|------|
| SEA | 30.4 | 14.0 | 3.6 | 6.0 | .581 | .583 | .600 |
| B12 | 32.0 | 20.0 | 3.0 | 3.0 | .583 | .600 | .000 |
| CAR | 24.7 | 7.1  | 2.0 | 3.0 | .432 | .348 | .661 |

\* Mitchell's career stats include one season at Auburn

- Leads B12 in 3FG% (.583), FG% (.581) and steals (2.4/gm); 3rd in assists (6.0/gm), 4th in 3FGM (2.8/gm)
- Scored career-high 20 points and made career-best 6-of-10 treys in Saturday's win at K-State
- 2020 Big 12 Newcomer of Year, 2nd Team All-Big 12, Naismith Defensive POY semifinalist
- Finished 2nd in Big 12 with 1.61 assist-to-TO ratio and 4th with 3.9 apg in 2020 conference play
- Teams are 20-1 in games in which he's scored 10+ points (Auburn 2-0, Baylor 18-1)

Head Coach: Scott Drew (18th season at Baylor)  
 Associate Head Coach: Jerome Tang (18th season at Baylor)  
 Assistant Coach: Alvin Brooks III (5th season at Baylor)  
 Assistant Coach: John Jakus (4th season at Baylor)

Special Assistant & Director of Player Personnel: Jared Nuness  
 Special Assistant to the Head Coach: Bill Peterson  
 Director of Basketball Operations: Aditya Malhotra  
 Director of Video Operations: Ty Beard  
 Athletic Trainer: Dave Snyder  
 Strength Coach: Charlie Melton