

BAYLOR

BASKETBALL GAME NOTES



Follow Baylor Basketball on Twitter, Instagram and Facebook: @BaylorMBB

GAME 5

2/2 **BAYLOR** (4-0, 0-0 Big 12) at NR/NR **KANSAS STATE** (3-4, 1-0 Big 12)



Dec. 19, 2020 • 3:00 p.m. CT • Watch: Big 12 Now on ESPN+ and ESPN App • Listen: ESPN Central Texas & TuneIn App
Manhattan, Kan. • Bramlage Coliseum (12,528) • Social Media: @BaylorMBB | #SicEm

MEDIA INFORMATION

TV: Big 12 Now on ESPN+ and ESPN App

Talent: Mark Neely (pxp), Bryndon Manzer (analyst)

BU Radio: Baylor-IMG College / ESPN Central Texas

Talent: John Morris (pxp), David Kaye (analyst)

Satellite Radio: TBD

Social Media: @BaylorMBB | #SicEm

All-Time Series Baylor is 20-23

Waco Baylor is 9-8

Manhattan Baylor is 9-12

Neutral Baylor is 2-3

Drew Era Baylor is 13-16

First Meeting 3/20/48 — BU 60-52 (Kansas City)

Last Season 2/3/20 — BU 73-67 (Manhattan)

2/25/20 — BU 85-66 (Waco)

2020-21 SCHEDULE & RESULTS

DATE	BU	OPP	OPPONENT	TV	TIME/SCORE
N28	2/1	—	vs. Louisiana-Lafayette ¹	FloHoops	W, 112-82
N29	2/1	—	vs. Washington ¹	FloHoops	W, 86-52
D2	2/1	5/10	vs. Illinois ²	ESPN	W, 82-69
D9	2/2	—	SFA	Big 12 Now/ESPN+	W, 83-52
D13	2/2	13/12	• TEXAS	ESPN	PPD
D19	2/2	—	• at Kansas State	Big 12 Now/ESPN+	3 pm
D21	—	—	UAPB	Big 12 Now/ESPN+	7 pm
D29	—	—	CENTRAL ARKANSAS	Big 12 Now/ESPN+	3 pm
J2	—	—	• at Iowa State	Big 12 Now/ESPN+	TBD
J6	—	—	• OKLAHOMA	ESPN2/ESPN	8 pm
J9	—	—	• at TCU	ESPN2/U	1/4 pm
J12	—	—	• WEST VIRGINIA	ESPN/ESPN2	8 pm
J16	—	—	• at Texas Tech	ESPN/ESPN2	3 pm
J18	—	—	• KANSAS	ESPN	8 pm
J23	—	—	• at Oklahoma State	CBS	1 pm
J27	—	—	• KANSAS STATE	ESPN2	8 pm
J30	—	—	AUBURN ³	TBD	TBD
F2	—	—	• at Texas	ESPN/ESPN2	8 pm
F6	—	—	• TCU	Big 12 Now/ESPN+	TBD
F10	—	—	• at Oklahoma	ESPN2	TBD
F13	—	—	• TEXAS TECH	ESPN/ESPN2	11am/1pm
F15	—	—	• at West Virginia	ESPN	8 pm
F20	—	—	• OKLAHOMA STATE	ESPN/ESPN2	3/5 pm
F23	—	—	• IOWA STATE	Big 12 Now/ESPN+	TBD
F27	—	—	• at Kansas	ESPN	7 pm
M10-13	—	—	Big 12 Championship ⁴	ESPN2/U	TBD

SCHEDULE KEY

- 1 — Vegas Bubble at T-Mobile Arena (Las Vegas, Nev.)
 - 2 — Jimmy V Classic at Bankers Life Arena (Indianapolis, Ind.)
 - 3 — Big 12/SEC Challenge at Ferrell Center (Waco, Texas)
 - 4 — Big 12 Championship at T-Mobile Center (Kansas City)
- Rankings: AP/Coaches at time of game; All times Central

BAYLOR ATHLETICS COMMUNICATIONS

DAVID KAYE

Assistant AD

254-709-5147 • David_Kaye@baylor.edu

STORY LINES

- No. 2 Baylor opens Big 12 play at Kansas State on Saturday, ending a 9-day stretch without a game.
- This is the earliest conference game in program history (previously Dec. 29 in 1937 and 2017).
- BU enters Big 12 play ranked for the 7th time in 8 seasons — 4th time in top-10 (2014, 2017, 2020, 2021).
- Baylor is opening Big 12 play vs. K-State for the first time — BU's 11th different opponent in a Big 12 opener.
- BU swept the season series vs. K-State last season, snapping a 6-game series losing streak. The Bears never trailed in either game and built a 16-point lead in Manhattan and a 34-point lead in Waco.
- Baylor is the Big 12's final undefeated team. The Bears lead the league in scoring (90.8), scoring margin (+27.0), field goal pct. (.508), 3-point pct. (.468), 3-pointers made (11.0), assists (20.0) and steals (9.0).
- Baylor is 41-40 in Big 12 road games over the last 10 seasons, second-best behind Kansas (51-27).
- Baylor returned four All-Big 12 players from a 2019-20 team which went 26-4 and spent five weeks ranked No. 1 nationally. The Bears finished last season ranked No. 4 in the coaches poll (No. 5 in AP).
- Baylor has scored 80+ points in 4 straight games for the first time since December 2017.
- BU has won all 4 games by 13+ points and averages a +27.0 margin of victory (3 wins of 30+).
- Baylor's bench has 34+ points in every game and is out-scoring opposing benches 40-17 on average.
- Baylor is on a school-record streak of 15 straight weeks top-5 ranked (previously 6 straight in 2017).
- BU's streak of 24 consecutive AP polls ranked is the 2nd-longest in program history (25 in 2016-17).
- Baylor's defense forced 15+ turnovers in 20 of 34 games since the start of the 2019-20 season.
- BU forced a Ferrell Center-record 35 turnovers with 40 points off turnovers in its last game, a win over SFA.
- Baylor has led by at least 5 points in 34 straight games and built a double-digit lead in 28 of 34 games.
- Among BU returners is **Jared Butler**, who is the first preseason AP All-American in program history.
- BU also welcomes back **MaCio Teague**, an all-conference pick in all 3 of his collegiate seasons.
- BU returns two players who were semifinalists for the 2020 Naismith Defensive Player of the Year. **Mark Vital** was 1 of 4 finalists, while **Davion Mitchell** joined Vital among the 10 semifinalists.
- Baylor is playing its 246th game as a ranked team under Drew — BU was ranked in 2 of 2197 games over the program's 97 seasons prior to Drew. Since 2008-09, BU has been ranked in 243 of 425 games.
- BU has been top-10 nationally in offensive rebounding percentage a nation's-best 7 straight years.
- Baylor is 1 of 5 Power-5 programs to win at least 18 games in each of the last 12 seasons since 2007-08, joining Duke, Kansas, Kentucky and Michigan State.
- Baylor has won 20+ games in 11 of the last 13 years. The Bears reached the 20-win mark only 3 times in 101 seasons prior to 2008. BU is averaging 24 wins per season since 2008.
- Head coach **Scott Drew** is in his 18th season in Waco and is BU's all-time wins leader (346-213).
- Baylor joins Duke, Gonzaga and Kansas as the only programs ranked No. 1 in 3 of the last 5 seasons.
- Baylor signed the highest-ranked recruiting class in program history (No. 4) earlier this month. BU inked 5-star Kendall Brown, 4-star Langston Love and 4-star Jeremy Sochan for the 2021-22 season.
- BU has advanced to 8 consecutive postseasons, tied as the nation's 10th-longest active streak.

TEAM INFORMATION

BAYLOR (4-0, 0-0 Big 12)

Ranking	2nd — AP, 2nd — Coaches
Head Coach	Scott Drew (Butler, 1993)
Career Record	366-224 (19th season)
BU Record	346-213 (18th season)
vs. K-State	13-16

KANSAS STATE (3-4, 1-0 Big 12)

Ranking	NR — AP, NR — Coaches
Head Coach	Bruce Weber (Wisconsin-Milwaukee, 1978)
Career Record	477-269 (23rd season)
KSU Record	164-114 (9th season)
vs. Baylor	9-8
SID	Tom Gilbert — tgilbert@kstatesports.com

BAYLOR 2020-21 STATS

#	P	NAME	YR	PPG	RPG	APG	MPG
12	G	Jared Butler	Jr.	15.3	3.3	4.8	27.0
10	G	Adam Flagler	So.	15.3	2.8	3.0	26.4
31	G	MaCio Teague	Sr.	14.0	4.3	1.5	29.5
45	G	Davion Mitchell	Jr.	12.5	3.8	6.8	30.0
23	F	J. Tchamwa Tchatchoua	So.	10.0	7.8	0.5*	20.0
24	F	Matthew Mayer	Jr.	7.8	3.5	1.0	13.4
4	G	LJ Cryer	Fr.	7.7	1.3	1.3	14.1
11	F	Mark Vital	Sr.	5.8	7.5	1.8	22.8
0	F	Flo Thamba	Jr.	3.5	2.5	0.3*	14.5
35	G	Mark Paterson	Sr.	1.0	0.0	0.0	1.5
32	F	Zach Loveday	Fr.	0.7	0.7	0.0	3.2
5	F	Jordan Turner	RFr.	0.0	0.0	0.0	2.5
13	F	Jackson Moffatt	So.	0.0	0.5	0.0	1.5

* - blocks per game

PRONUNCIATIONS

John JAKUS	JAYK-us
Matthew MAYER	MYE-er
DAVION Mitchell	DAY-vee-ahn
Jonathan TCHAMWA TCHATCHOUA	CHAWM-wuh CHAT-chew-wuh
MACIO Teague	may-SEE-oh
Mark VITAL	VYE-tuhl

SCHEDULE WATCH

CCD/PPD GAMES	REPLACEMENT GAMES
vs. Arizona State (11/25)	vs. Louisiana-Lafayette (11/28)
vs. Villanova/BC (11/26)	vs. Washington (11/29)
at Seton Hall (11/29)	vs. SFA (12/9)
vs. Gonzaga (12/5)	vs. Tarleton State (12/15)
vs. Nicholls State (12/8)	vs. Texas (TBD)
vs. Texas (12/13)	
vs. Tarleton State (12/15)	

MILESTONE WATCH

- MaCio Teague** – playing in 100th career game
- Mark Vital** – needs 1 assist for 200 in career
- Adam Flagler** – has made 3FG in 40 consecutive games
- Jared Butler** – needs 4 3FGM for 150 in career
- MaCio Teague** – needs 9 FGM for 500 in career

2020-21 SEASON HONORS

- JARED BUTLER**
- Preseason All-America Team (Associated Press)
 - Preseason Big 12 Player of the Year
 - Preseason All-Big 12 Team (unanimous)
 - Naismith Trophy Preseason Watch List
 - Wooden Award Preseason Top 50 Watch List
 - Bob Cousy Point Guard of the Year Award Watch List
 - No. 5 on CBS Sports Top 101 Players in CBB
 - No. 2 on The Athletic’s Top 20 Guards in CBB

- DAVION MITCHELL**
- No. 67 on CBS Sports Top 101 Players in CBB
 - No. 10 on The Athletic’s Top 20 Guards in CBB

- MACIO TEAGUE**
- Preseason All-Big 12 honorable mention
 - Naismith Trophy Preseason Watch List
 - Wooden Award Preseason Top 50 Watch List
 - Jerry West Shooting Guard of the Year Award Watch List
 - No. 24 on CBS Sports Top 101 Players in CBB
 - No. 12 on The Athletic’s Top 20 Wings in CBB

- MARK VITAL**
- Preseason All-Big 12 honorable mention
 - Karl Malone Power Forward of the Year Watch List
 - No. 71 on CBS Sports Top 101 Players in CBB

GAME-BY-GAME

- Baylor opened with a 112-82 win over ULL on Nov. 28. BU’s 112 points were its most since 2017.
- BU then beat Washington 86-52 on Nov. 29 in Las Vegas, out-rebounding the Huskies 50-19.
- Baylor won 82-69 over No. 5 Illinois in Indianapolis on Dec. 2, recording the 9th top-5 win in program history.
- BU defeated SFA 83-52 on Dec. 9, turning a Ferrell Center-record 35 turnovers into 40 points off turnovers.

QUICK HITS

- BU was picked to win the Big 12 in the league’s preseason coaches’ poll for the first time.
- Baylor is 55-5 when leading at halftime over the last 4 seasons since 2017-18 (21-2 in 2019-20, 4-0 this season).
- Baylor has won 89% of its games when leading at the half since 2011-12 (173-21).
- BU is 118-23 since 2015-16 when leading at any point in the 2nd half of a game (30-3 since 2019-20).
- Baylor’s 23-game winning streak last season was the longest ever by a Big 12 team (previously 22 by 1996-97 KU).
- BU’s 13-game conference winning streak was the longest in school history (previously 11 in 1946 SWC).
- Baylor has won 20+ games in 11 of the last 13 seasons after recording only three 20-win seasons in the previous 100 years of Baylor Basketball (1946, 1948, 1988).
- Baylor is 221-97 over 9+ seasons, averaging 24 wins per season since 2011-12.
- Baylor’s 221 wins since 2011-12 are second-most in the Big 12 behind only Kansas (270).
- Baylor is 312-144 since 2007-08, the first year Drew’s staff had a full allotment of scholarships.
- BU returned 8 players with at least 30 games of DI experience, including a pair of sophomore transfers who joined the rotation after sitting out last season – **Adam Flagler** and **Jonathan Tchamwa Tchatchoua**.
- Eight of Baylor’s players either have used or are currently using a redshirt year. Four after transferring to BU – Flagler, Mitchell, Tchamwa Tchatchoua and Teague, and four as freshmen – Moffatt, Turner, Vital and Dainja.
- Nine of Baylor’s 10 starting point guards under Drew have earned All-Big 12 recognition (15 of last 16 seasons).
- Baylor is 1 of 14 teams nationally to appear in every postseason since 2012 (6 NCAAs, 2 NITs).
- Baylor has the nation’s 10th-longest active streak with at least one 3-point FG made in 936 straight games — the last time Baylor failed to make a 3-pointer was more than 30 years ago, on Feb. 21, 1990 vs. Texas Tech (0-8).

ONE OF THE GREATEST REBUILDS IN NCAA HISTORY

- **Scott Drew** became Baylor head coach in 2003, starting of one of the greatest rebuilds in NCAA history.
- Drew was named 2020 NBC Sports National Coach of the Year and 2017 Basketball Times National COY.
- Drew is now in his 18th season at Baylor and is the school’s all-time wins leader (346).
- Drew is coaching his 560th game at Baylor (346-213). His .619 winning pct. is best in BU history among coaches with 40+ games, and he’s the program’s all-time wins leader with 145 more victories than any other coach.
- Baylor has a .684 winning percentage (312-144) since Drew’s first year with no scholarship restrictions in 2007-08 and a .695 winning percentage (221-97) over the last 9+ seasons since 2011-12.
- Drew (50) is the youngest of 12 coaches nationally to take his current program to four Sweet 16s since 2010.
- Baylor is playing its 246th game as a ranked team in Drew’s 18 seasons. BU was ranked in 2 of 2,197 games over the program’s first 97 seasons prior to Drew. Since 2008-09, BU has been ranked in 243 of 425 games.
- In Drew’s first 17 seasons at Baylor, 44 players have gone on to professional careers.

UP NEXT

- Baylor returns home to host Arkansas-Pine Bluff at 7 p.m. Monday on ESPN+. The Bears then have an eight-day Christmas break before returning to action at 3 p.m. on Dec. 29 vs. Central Arkansas.
- Baylor’s next Big 12 game is a road trip to Iowa State on Saturday, Jan. 2. Tipoff time is TBD on ESPN+.

2020-21 BAYLOR BASKETBALL ROSTER

NO.	NAME	HT.	WT.	CL.	WING.	HOMETOWN/HIGH SCHOOL (PREVIOUS COLLEGE)
0	Flo Thamba, F	6-10	245	Jr.	7-5	Kinshasa, Democratic Republic of Congo/Mountain Mission
4	LJ Cryer, G	6-1	185	Fr.	6-3	Katy, Texas/Morton Ranch HS
5	Jordan Turner, G/F	6-8	195	Fr. [%]	7-0	Houston, Texas/Sunrise Christian
10	Adam Flagler, G	6-3	180	So. [%]	6-3	Duluth, Ga./Duluth HS (Presbyterian)
11	Mark Vital, G/F	6-5	250	Sr. [^]	6-9	Lake Charles, La./Advanced Prep International
12	Jared Butler, G	6-3	195	Jr.	6-3	Reserve, La./Riverside Academy
13	Jackson Moffatt, G/F	6-7	200	So.	6-7	Magnolia, Texas/Magnolia HS
23	Jonathan Tchamwa Tchatchoua, F	6-8	245	So. [%]	7-3	Douala, Cameroon/NBA Global Academy - Australia (UNLV)
24	Matthew Mayer, G/F	6-9	225	Jr.	6-8	Austin, Texas/Westlake HS
31	MaCio Teague, G	6-4	195	Sr. [#]	6-11	Cincinnati, Ohio/Walnut Hills HS (UNC Asheville)
32	Zach Loveday, F	7-0	215	Fr.	7-0	Gallipolis, Ohio/Huntington Prep
35	Mark Paterson, G	6-1	180	Sr.	6-0	Dallas, Texas/Trinity Christian Addison (St. Edward’s)
42	Dain Dainja, F	6-9	270	Fr.	7-7	Brooklyn Park, Minn./Park Center HS
45	Davion Mitchell, G	6-2	205	Jr. [#]	6-3	Hinesville, Ga./Liberty County HS (Auburn)

[^] - sat out 2016-17 as redshirt ^{*} - sat out 2017-18 as redshirt [#] - sat out 2018-19 as redshirt [%] - sat out 2019-20 season as redshirt

COACHING & SUPPORT STAFF

- Head Coach:** Scott Drew (Butler, 1993), 17th season at Baylor (18th season as Division I head coach)
- Associate Head Coach:** Jerome Tang (Charter Oak State, 2007), 17th season at Baylor
- Assistant Coach:** Alvin Brooks III (Idaho State, 2002), 4th season at Baylor
- Assistant Coach:** John Jakus (Trinity International, 1999), 3rd season at Baylor
- Special Assistant & Director of Player Development:** Jared Nuness (Valparaiso, 2001), 10th season at Baylor
- Special Assistant to the Head Coach:** Bill Peterson (Eckerd, 1979), 3rd season at Baylor
- Director of Basketball Operations:** Aditya Malhotra (Baylor, 2006), 7th season at Baylor
- Director of Video Operations:** Ty Beard (Baylor, 2009), 3rd season at Baylor

ONE OF FOUR PROGRAMS RANKED NO. 1 THREE TIMES SINCE 2017

- Baylor joins Duke, Gonzaga and Kansas as the only programs ranked No. 1 in three seasons since 2017.
- BU was No. 1 for the first time on Jan. 9, 2017, spent five weeks ranked No. 1 in 2020 and was No. 1 in the preseason and week 1 coaches' polls this year. All told, BU has been No. 1 for eight weeks since 2017.
- The Bears have been ranked in 24 of 25 AP Top 25 spots during the Drew era (all since 2008). The only spot Baylor hasn't been ranked in the AP poll is No. 8.

SERIES HISTORY

- Saturday is the 44th all-time series meeting. K-State leads the series 23-20, but BU leads 19-18 in the Big 12 era.
- Baylor swept the season series last season, ending a 6-game losing streak in the series.
- The Bears are 8-7 vs. Kansas State since 2014, including a 4-3 mark in Manhattan.
- Since Big 12 double round-robin play began in 2012, BU has swept the season series three times (2014, 2016, 2020) and K-State has swept three times (2013, 2018, 2019). The teams split in 2012, 2015 and 2017.
- The Bears won 73-67 in Manhattan and 85-66 in Waco last season.

LAST SEASON VS. K-STATE

- Baylor swept the season series vs. K-State last season for the first time since 2016.
- The Bears never trailed in either game and built a 16-point lead in Manhattan and a 34-point lead in Waco.
- Baylor's three starting guards combined for 48 of the Bears' 73 points in Manhattan. **Jared Butler** posted 20 points, while **Davion Mitchell** added 13 points and 7 assists and **MaCio Teague** contributed 15 points.
- Five Bears scored in double-figures in Waco, led by **Matthew Mayer's** career-high 19 points in 20 minutes off the bench. **Mitchell** posted his career-first double-double with 14 points and 10 assists.

HISTORY IN BIG 12 OPENERS

- Baylor is 8-5 in Big 12 Conference openers since 2008 and 11-13 all-time in Big 12 openers.
- Baylor won 6 straight openers from 2008-13 before losing 5 of the last 7 Big 12 openers (wins in 2017 and 2020). All five of those losses were on the road, with four of them against top-25 ranked opponents.
- This is the 6th time in the last 7 years Baylor will open Big 12 play on the road. The Bears are 1-5 in Big 12 openers on the road since 2014, but four of the five losses were against ranked opponents.
- BU enters Big 12 play ranked for the 7th time in 8 seasons since 2014 – 4th time in top-10 (2014, 2017, 2020, 2021).

BEARS ARE 7-1 VS. RANKED TEAMS OVER LAST TWO SEASONS

- Baylor is 7-1 against top-25 ranked teams since the start of the 2019-20 season. The Bears last loss against a ranked team before that stretch was to No. 4-ranked Gonzaga in the 2019 NCAA Tournament second round.
- BU is 3-0 away from home against ranked teams over the last two seasons. BU defeated No. 17 Villanova in the 2019 Myrtle Beach Invitational, then recorded road wins at No. 22 Texas Tech and No. 4 Kansas in January 2020.

FOUR ALL-BIG 12 PLAYERS RETURN

- All five Baylor starters were named to 2020 All-Big 12 teams, making BU the first team in the league's 24-year history with five players on All-Big 12 teams, and four of those players are back for the 2020-21 season.
- **Jared Butler** became Baylor's first underclassman named first-team All-Conference since Terry Teagle in 1980, and he was named a consensus third-team All-American. He's the Bears' first AP Preseason All-American.
- **MaCio Teague** has been all-conference in all three of his previous seasons. He was a first-team All-Big South honoree while at UNC Asheville in 2017 and 2018 and earned second-team All-Big 12 honors in 2020.
- **Mark Vital** and **Davion Mitchell** were both third-team All-Big 12 and Big 12 All-Defensive Team choices.

FIFTEEN STRAIGHT WEEKS AP TOP-5 RANKED

- BU is No. 2 in this week's AP Top 25, extending its school-record streak to 15 straight weeks top-5 ranked.
- Baylor's 5-week streak at No. 1 last season was the longest since Kentucky in 2015.
- Baylor's streak of 24 consecutive weeks ranked in the AP Top 25 is the 2nd-longest streak in program history, trailing only the 25 consecutive polls ranked in 2016-17.

A WIN WOULD ...

- Be Drew's 347th win at Baylor and improve Baylor's record to 313-144 since 2007-08.
- Make Baylor 5-0 for the 3rd time in the last 5 seasons (2016-17, 2017-18, 2020-21).
- Improve Baylor to 33-10 all-time when playing as an AP Top 5 team.

BU FORCES 35 TURNOVERS IN DOMINANT WIN OVER SFA

- Baylor forced a Ferrell Center-record 35 turnovers and rolled to an 83-52 win over SFA in its Dec. 9 home opener.
- The Bears snapped SFA's 18-game winning streak (which was the nation's 2nd-longest active streak) and handed SFA its largest margin-of-defeat in more than two years – a 38-point loss at Miami on Nov. 13, 2018.

BEARS NOTCH TOP-5 WIN OVER ILLINOIS IN JIMMY V CLASSIC

- Baylor recorded its first ranked win of the season by beating No. 5 Illinois 82-69 in the Jimmy V Classic on Dec. 2.
- Four BU guards all scored in double-figures and combined for 56 points, led by **Adam Flagler's** 18 off the bench.
- There were 10 lead changes in the game, and score was tied 43-43 with 13:16 left. BU used a 6-0 run to take the lead for good, and put the game away with a 9-0 run over 75 seconds to take a 65-61 lead with 7 minutes left.
- After being out-rebounded 25-18 in the first half, Baylor out-rebounded the Illini 20-10 after the break.



SCOTT DREW

HEAD COACH
17TH SEASON AT BAYLOR

THE DREW FILE

PERSONAL

Birthdate: Oct. 23, 1970
Birthplace: Kansas City, Mo.
Family: Wife, Kelly; daughter Mackenzie, sons Peyton and Brody

EDUCATION

College: Butler, 1993; Valparaiso, 1994 (Master's)

COACHING EXPERIENCE

1993-01 Valparaiso (assistant coach)
2001-02 Valparaiso (associate head coach)
2002-03 Valparaiso (head coach)
2003-pres. Baylor (head coach)

THE DREW WORKSHEET

YEAR	SCHOOL	OVERALL	CONF.
2002-03	Valparaiso	20-11	12-2
2003-04	Baylor	8-21	3-13
2004-05	Baylor	9-19	1-15
2005-06†	Baylor	4-13	4-12
2006-07	Baylor	15-16	4-12
2007-08	Baylor ¹	21-11	9-7
2008-09	Baylor ²	24-15	5-11
2009-10	Baylor ¹	28-8	11-5
2010-11	Baylor	18-13	7-9
2011-12	Baylor ¹	30-8	12-6
2012-13*	Baylor ²	23-14	9-9
2013-14	Baylor ¹	26-12	9-9
2014-15	Baylor ¹	24-10	11-7
2015-16	Baylor ¹	22-12	10-8
2016-17	Baylor ¹	27-8	12-6
2017-18	Baylor ²	19-15	8-10
2018-19	Baylor ¹	20-14	10-8
2019-20	Baylor ³	26-4	15-3
2020-21	Baylor	4-0	0-0
TOTAL	19th season	366-224	150-152
BAYLOR	18th season	346-213	138-150

† Baylor played no non-conference schedule due to NCAA sanctions.
* Two of Baylor's wins were credited to interim head coach Jerome Tang.
¹ NCAA Tournament Appearances | ² NIT Appearances | ³ COVID-19 pandemic

DREW VS. 2020-21 OPPONENTS

OPPONENT	CAREER
Arkansas-Pine Bluff	1-0
Central Arkansas	2-0
Illinois	1-1
Iowa State.....	16-13
Louisiana-Lafayette.....	2-0
Kansas	5-25
Kansas State	13-16
Oklahoma	14-22
Oklahoma State.....	19-16
SFA	3-2
Texas	17-21
TCU.....	13-4
Texas Tech.....	20-13
Washington.....	1-1
West Virginia	11-8
CAREER W-L TOTAL	366-224

MISCELLANEOUS STATISTICS

Current Streak.....	Won 4
Current Home Streak.....	Won 3
Current Road/Neutral Streak.....	Won 3
Last Win.....	Dec. 9 vs. SFA (83-52)
Last Home Win.....	Dec. 9 vs. SFA (83-52)
Last Away Win.....	Dec. 2 vs. #5 Illinois (82-69)
Last Loss.....	March 7 at West Virginia (64-76)
Last Home Loss.....	Feb. 22 vs. #3 Kansas (61-64)
Last Away Loss.....	March 7 at West Virginia (64-76)

2020-21 RECORD BY STARTING LINEUP

Mitchell (g), Butler (g), Teague (g), Vital (f), Thamba (f)..... 4-0

RECORD WHEN...

	2020-21		DREW
	ALL	B12	ERA
Leading or tied at halftime	4-0	0-0	281-48
Trailing at halftime	0-0	0-0	67-165
Shoot 50 percent or higher	2-0	0-0	157-12
Shoot lower than 50 percent	2-0	0-0	191-201
Shoot higher pct than opponent	4-0	0-0	299-29
Shoot lower percentage than opp	0-0	0-0	49-184
Opp. shoot lower than 50 percent	3-0	0-0	327-115
Opp. shoot 50 percent or higher	1-0	0-0	21-98
Score fewer than 60 points	0-0	0-0	16-50
Score 60-plus points	4-0	0-0	331-163
Score 70-plus points	4-0	0-0	286-69
Score 80-plus points	4-0	0-0	143-12
Score 90-plus points	1-0	0-0	60-3
Score 100-plus points	1-0	0-0	22-0
Opp. score fewer than 50 points	0-0	0-0	36-1
Opp. score fewer than 60 points	2-0	0-0	131-9
Opp. score fewer than 70 points	3-0	0-0	249-55
Opp. score fewer than 80 points	3-0	0-0	328-144
Opp. score 80-plus points	1-0	0-0	20-69
Opp. score 90-plus points	0-0	0-0	3-19
More rebounds than opponent	3-0	0-0	262-80
Equal/fewer rebounds than opp.	1-0	0-0	86-133
40+ rebounds	2-0	0-0	135-32
Fewer than 40 rebounds	2-0	0-0	213-181
Fewer turnovers than opp.	3-0	0-0	180-70
Equal/more turnovers than opp.	1-0	0-0	168-143
Games decided by 5 or fewer pts	0-0	0-0	72-63
OT games	0-0	0-0	19-5
Games as AP ranked team	4-0	0-0	178-67
Games vs. AP ranked opponents	1-0	0-0	48-100
Games following a loss	1-0	0-0	111-96
Games following a win	3-0	0-0	236-117
More points in paint than opp.	3-0	0-0	246-86
Equal/fewer pts in paint than opp.	1-0	0-0	102-127
More points off TO than opp.	4-0	0-0	214-73
Equal/fewer pts off TO than opp.	0-0	0-0	134-140
More bench points than opp.	4-0	0-0	205-108
Equal/fewer bench points than opp.	0-0	0-0	143-105
More 2nd-chance points than opp.	3-0	0-0	203-110
Equal/fewer 2nd-ch. pts than opp.	1-0	0-0	145-103
Playing in November	2-0	0-0	79-15
Playing in December	2-0	0-0	80-19
Playing in January	0-0	0-0	76-63
Playing in February	0-0	0-0	67-70
Playing in March	0-0	0-0	44-45
Playing in April	0-0	0-0	2-1

TWO 30-POINT WINS IN VEGAS TO OPEN SEASON

- Baylor's season started three days later than expected, but the Bears came out strong scoring 112 points in a 30-point win over Louisiana-Lafayette and then taking down Washington 86-52 the following day.
- The Bears drained 15 treys and had 25 assists on their way to 112 points in the opener vs. Louisiana-Lafayette.
- BU out-rebounded Washington 50-19, with Mark Vital (15) recording as many rebounds as all Washington players combined (15 + 4 team rebounds). It was the second time Vital accomplished that feat (2018-19 at Arizona).

BREAKTHROUGH IN BIG 12

- BU is 114-80 in Big 12 play in 11 seasons since 2010 after going 59-149 in the league's first 13 seasons.
- BU is 128-97 in Big 12 play in 13 seasons since 2008 after going 45-131 in the league's first 11 seasons.
- Baylor is 41-40 in Big 12 road games since 2012, second-best in the league behind only Kansas (54-27).
- BU has won 8+ Big 12 games in 9 straight seasons after winning 8+ just 3 times in the league's first 15 years.
- BU has recorded double-digit Big 12 wins in 5 of the last 6 years and 7 of the last 11 seasons.

THIRTY WINS VS. RANKED TEAMS IN LAST FIVE SEASONS

- Baylor has gone 30-33 against ranked teams since the start of the 2014-15 season (6-1 last season).
- BU is 48-73 against AP-ranked teams since 2007-08 after going 17-122 in the program's first 101 seasons.
- Baylor has won multiple games vs. AP Top 25 teams in each of the last 13 seasons entering 2020-21. The Bears have defeated at least five ranked teams in five of the last seven seasons dating back to 2013-14.

BUTLER BACK AFTER ALL-AMERICA SOPHOMORE SEASON

- **Jared Butler** was named to the Sporting News All-America Third Team and All-Big 12 First Team, becoming Baylor's first underclassman to earn All-America or All-Conference first team honors since Terry Teagle in 1980.
- Butler led Baylor in scoring in 17 of 30 games last season after doing so in 6 of 34 games as a freshman.
- Butler had 8 games with 20+ points last season, including his 2nd career 30-point game – 30 vs. UCA, 22 vs. Villanova, 20 vs. UMEs, 22 at Kansas, 20 at K-State, 21 vs. WVU, 22 at Oklahoma and 21 at WVU.
- Butler ranked top-10 in the Big 12 in scoring (3rd, 16.0), 3-pointers (2nd, 2.6/gm), 3-point percentage (6th, .381), field goal percentage (7th, .421), steals (7th, 1.6) and assists (10th, 3.1).

VITAL TO BEARS' SUCCESS

- **Mark Vital** is back after being named one of 4 Naismith Defensive Player of the Year Award finalists in 2020.
- He was named to the All-Big 12 Third Team and was a unanimous All-Defensive Team selection.
- In Baylor's Nov. 29, 2020 game vs. Washington, Vital's 15 rebounds matched all Washington players combined (15). That was the second time Vital accomplished the feat, after doing so for the first time at Arizona in 2018.
- Vital did not attempt a field goal in the Feb. 1, 2020 win over TCU, but he had a +13 plus-minus in 22 minutes.
- Vital filled the stat sheet in the Jan. 29 win at Iowa State, posting 8 points, 9 rebounds and 7 assists in 31 minutes.

TEAGUE LOOKING FOR FOURTH ALL-CONFERENCE SEASON

- **MaCio Teague** has earned all-conference honors in all 3 collegiate seasons – All-Big South First Team in 2017 and 2018 at UNC Asheville and All-Big 12 Second Team in 2020 at Baylor.
- Teague played in 90 consecutive games and made 86 consecutive starts before sitting out two games with a broken wrist. He has started all but 3 games (Nov. 20, 2016, Feb. 18, 2020, Feb. 22, 2020) in his career.
- Teague led Baylor in scoring in 6 straight games (15+ points in each) before injuring his wrist at Texas on Feb. 10.
- Last season, Teague ranked 10th in the Big 12 in scoring (13.9), 3rd in free throw percentage (.848), 7th in 3-pointers (2.1/gm), 8th in 3-point percentage (.355) and 8th in minutes (32.7).
- Baylor is 24-1 when Teague scores 10+ points. He's averaging 9.5 ppg in BU's 4 losses with him (8, 8, 13, 9).

MITCHELL RETURNS AS STARTING POINT GUARD

- **Davion Mitchell** was named Big 12 Newcomer of the Year, selected to the All-Big 12 Third Team and Big 12 All-Defensive Team and was a unanimous choice on the Big 12 All-Newcomer Team.
- Mitchell has started all 34 games at BU after coming off the bench in all 34 games as an Auburn freshman (2017-18).
- Mitchell has made a 3-pointer in 25 of the last 30 games and is shooting 38% on 3FGs in that stretch (40-of-106). Prior to that stretch, he shot .264 (19-of-72) from downtown over his first 38 collegiate games.
- Last season, he ranked 8th in the Big 12 in steals (1.5), 4th in A:T ratio (1.70) and 7th in assists (3.8).
- Mitchell joined Mark Vital to make BU the only school with two Naismith Defensive Player of the Year semifinalists.
- When Mitchell has played 20+ minutes, his collegiate teams are 41-4 (12-0 at Auburn, 29-4 at Baylor).
- When Mitchell scores 10+ points, his collegiate teams are 19-1 (2-0 at Auburn, 17-1 at Baylor).

PROGRAM HIGHLIGHTS

- Drew is in his 18th season at Baylor and is the school's all-time wins leader (346).
- Baylor has had a nation-leading four players selected in the NBA Draft since 2010 who weren't ranked in the ESPN100 out of high school – Quincy Acy, Ekpe Udoh, Pierre Jackson and Taurean Prince.
- Drew has graduated 51 players during his Baylor tenure, averaging 3 graduates per season.
- The Bears have advanced to postseason play in a school-record eight straight seasons (6 NCAA, 2 NIT).
- Baylor is 23-4 in regular-season tournaments since 2013-14, including 4 regular-season tournament titles.
- Drew has won 20+ games in 11 of the last 13 years – the Bears had 3 seasons of 20+ wins prior to his arrival.

PROTECTING HALFTIME LEADS

- Baylor is 58-5 in its last 63 games when leading at the half, including 21-2 last year, 15-3 in 2019 and 15-0 in 2018.
- Baylor has won 89% of its games (173-21) when leading at the half since 2011-12 (21-2 in 2019-20, 15-3 in 2018-19, 15-0 in 2017-18, 18-3 in 2016-17, 18-2 in 2015-16, 21-7 in 2014-15, 18-2 in 2013-14, 17-1 in 2012-13 and 26-1 in 2011-12).
- BU has won 39% of games in which its been tied or trailing at the half since 2011-12, going 48-76 in those.

SECOND-MOST WINS AMONG BIG 12 TEAMS SINCE 2011-12

- Baylor's 221-97 record since 2011-12 trails only Kansas (270-64) among Big 12 teams (thru 12/16/20).
- Iowa State (196-115) and West Virginia (196-121) are tied for 3rd, Kansas State (185-126) is 5th, Oklahoma (184-118) is 6th, Texas (176-136) is 7th, Oklahoma St. (168-136) is 8th, Texas Tech (165-138) is 9th and TCU (158-152) is 10th.
- Baylor has averaged 24.1 wins per season over the last nine full seasons since 2011-12.

BIG 12'S SECOND-BEST ROAD MARK SINCE 2012

- Baylor is 41-40 in Big 12 road games since 2012, 2nd-best in the league behind only Kansas (thru 12/16/20).
- BU is 32-31 in Big 12 road games since 2014, which is also second-best in the league behind only Kansas.

LAST 10 YEARS (2012-PRES.)

Kansas — 54-27
 Baylor — 41-40
 Kansas State — 31-51
 West Virginia — 27-45
 Iowa State — 26-55
 Oklahoma — 25-57
 Texas — 24-57
 Oklahoma State — 22-59
 Texas Tech — 17-64
 TCU — 10-63

LAST 8 YEARS (2014-PRES.)

Kansas — 41-22
 Baylor — 32-31
 West Virginia — 24-39
 Oklahoma — 21-43
 Kansas State — 20-44
 Iowa State — 19-44
 Texas — 19-44
 Texas Tech — 16-47
 Oklahoma State — 16-47
 TCU — 10-54

NON-CONFERENCE HIGHLIGHTS

- Baylor is 13-5 vs. the Pac-12 during the Drew era, 11-1 against the Big East during the Drew era and 16-10 against the SEC during the Drew era, including 11-5 since 2012-13 and 6-1 in the Big 12/SEC Challenge.
- Baylor is 50-11 in games against non-Big 12 teams over the last 5 seasons, including home wins against No. 4 Oregon, No. 7 Xavier, No. 12 Arizona, No. 18 Butler, Oregon and Alabama, neutral site wins vs. No. 5 Illinois, vs. No. 10 Louisville, vs. No. 17 Villanova, vs. No. 24 Michigan State, vs. VCU, vs. USC, vs. Wisconsin, vs. Creighton, vs. Syracuse and vs. Washington and road wins at Arizona, at Ole Miss and at Florida.

NOVEMBER AND DECEMBER SUCCESS

- Baylor has posted a combined 159-34 record in November and December games during the Drew era, including a 77-12 mark in November and December games since 2013.
- The Bears are 79-15 in November games and 80-19 in December contests during the Drew era.
- BU is 39-7 in November games since 2013, with the only losses to No. 8 Syracuse (2013), vs. Illinois (2014) in Las Vegas, at No. 25 Oregon (2015), at No. 21 Xavier (2017), vs. Texas Southern (2018), vs. Ole Miss (2018) in Florida and vs. Washington (2019) in Alaska.
- BU is 38-5 in December games since 2013, with the only losses at No. 24 Texas A&M (2015), vs. No. 8 Wichita State (2017), at No. 22 Texas Tech (2017), at Wichita State (2018) and vs. SFA (2018).

EIGHT CONSECUTIVE POSTSEASON BERTHS

- Baylor is on a school-record streak of eight consecutive postseason berths, surpassing the total number of postseason berths in the program's 97 seasons prior to the **Scott Drew** era.
- Baylor is 1 of 14 teams to appear in every postseason since 2012, joining Cincinnati, Duke, Gonzaga, Iona, Kansas, Kentucky, Michigan State, New Mexico State, North Carolina, Oregon, Saint Mary's, Virginia and Wichita State.
- BU earned NCAA Tournament bids in 2012, 2014, 2015, 2016, 2017 and 2019 and NIT bids in 2013 and 2018.
- Baylor has made postseason appearances in 11 of 12 seasons since 2008. Prior to that, Baylor's only postseason berths were in 1946 (NCAA), 1948 (NCAA), 1950 (NCAA), 1987 (NIT), 1988 (NCAA), 1990 (NIT) and 2001 (NIT).
- Baylor is 21-10 in postseason national tournaments during the Drew era after going 3-9 prior to Drew's arrival.

FIVE MARCH MADNESS APPEARANCES IN LAST SIX TOURNAMENTS

- Baylor has appeared in five of the last six NCAA Tournaments dating back to 2014.
- BU is 1 of 22 teams (1 of 15 in Power-5) to appear in five NCAA Tournaments since 2014, joining Arizona, Cincinnati, Duke, Gonzaga, Iowa State, Kansas, Kentucky, Michigan, Michigan State, New Mexico State, North Carolina, Oklahoma, Oregon, Providence, Purdue, VCU, Villanova, Virginia, Wichita State, Wisconsin and Xavier.

POINT GUARDS THRIVE IN DREW'S SYSTEM

- Nine of Baylor's 10 starting point guards during the **Scott Drew** era have earned All-Big 12 recognition.
- Baylor's starting point guard has earned All-Big 12 recognition in 15 of 16 seasons since 2004-05.
- Davion Mitchell (2020), Makai Mason (2019), Manu Lecomte (2017, 2018), Lester Medford (2016), Kenny Chery (2014, 2015), Pierre Jackson (2012, 2013), Tweety Carter (2010), Curtis Jerrells (2007, 2008, 2009) and Aaron Bruce (2005, 2006, 2007) have earned All-Big 12 recognition.

DOUBLE-FIGURE GAMES

POINTS	20-21	CAREER
Jared Butler	4	47
Adam Flagler	4	36 (32 at Presbyterian)
MaCio Teague	3	79 (54 at UNC Asheville)
Davion Mitchell	3	20 (2 at Auburn)
J. Tchamwa Tchatchoua	2	3 (1 at UNLV)
Matthew Mayer	1	11
LJ Cryer	1	1
Mark Vital	—	24
Flo Thamba	—	1

REBOUNDS	20-21	CAREER
Mark Vital	1	13
MaCio Teague	—	4 (3 at UNC Asheville)

DOUBLE-DOUBLES	20-21	CAREER
MaCio Teague	—	4 (3 at UNC Asheville)
Davion Mitchell	—	1
Mark Vital	—	2

20+ POINTS	20-21	CAREER
Jared Butler	1	11
MaCio Teague	1	24 (20 at UNC Asheville)
Adam Flagler	—	10 (10 at Presbyterian)

30+ POINTS	20-21	CAREER
Jared Butler	—	2
MaCio Teague	—	2 (2 at UNC Asheville)

ACTIVE STREAKS**CONSECUTIVE STARTS**

54	Jared Butler
34	Davion Mitchell
9	MaCio Teague
5	Mark Vital
4	Flo Thamba

CONSECUTIVE GAMES PLAYED

68	Jared Butler
68	Davion Mitchell (34 at Auburn)
40	Adam Flagler (36 at Presbyterian)
38	Matthew Mayer
35	Jonathan Tchamwa Tchatchoua (31 at UNLV)
9	MaCio Teague
6	Flo Thamba
5	Mark Vital

CONSECUTIVE GAMES WITH 3-POINTER

40	Adam Flagler (36 at Presbyterian)
6	Davion Mitchell
3	Matthew Mayer
1	Jared Butler, LJ Cryer

CONSECUTIVE GAMES WITH 10+ POINTS

11	Jared Butler
8	Adam Flagler (4 at Presbyterian)
2	Davion Mitchell
1	Jonathan Tchamwa Tchatchoua
1	Matthew Mayer

PARTICIPATION
CAREER STARTS

98	MaCio Teague (66 at UNC Asheville)
79	Mark Vital
55	Jared Butler
36	Adam Flagler (36 at Presbyterian)
34	Davion Mitchell
11	Jonathan Tchamwa Tchatchoua (11 at UNLV)
4	Flo Thamba

CAREER GAMES PLAYED (NCAA)

100	Mark Vital
99	MaCio Teague (67 at UNC Asheville)
68	Davion Mitchell (34 at Auburn)
68	Jared Butler
67	Matthew Mayer
56	Flo Thamba
40	Adam Flagler (36 at Presbyterian)
35	Jonathan Tchamwa Tchatchoua (31 at UNLV)
8	Jackson Moffatt
3	LJ Cryer, Zach Loveday, Jordan Turner
2	Mark Paterson

BAYLOR IN THE RANKINGS

WEEK	W/L	AP	COACHES
Preseason	0-0	2nd (1540; 24)	1st (764; 12)
Nov. 30	2-0	2nd (1513; 6)	1st (764; 12)
Dec. 7	3-0	2nd (1470; 7)	2nd (774; 8)
Dec. 14	4-0	2nd (1491; 7)	2nd (772; 6)

LARGEST LEADS & DEFICITS

	W/L SCORE	HALFTIME MARGIN	LARGEST LEAD	LARGEST DEFICIT
vs. Louisiana	W, 112-82	+13 (53-40)	+33	-4
vs. Washington	W, 86-52	+14 (38-24)	+37	-
vs. #5 Illinois	W, 82-69	+1 (31-30)	+16	-2
vs. SFA	W, 83-52	+16 (38-22)	+37	-2

GAME TRENDS

	W/L SCORE	TIME LEADING	TIME TRAILING	TIME TIED
vs. Louisiana	W, 112-82	37:27	1:32	1:01
vs. Washington	W, 86-52	38:15	-	1:45
vs. #5 Illinois	W, 82-69	24:48	6:43	8:29
vs. SFA	W, 83-52	36:56	0:54	2:10
TOTAL		137:26	9:09	13:25

SPECIALTY STATISTICS

[PP - Paint; POT - Turnovers; 2nd - Second chance; BP - Bench] (BAYLOR-OPPONENT)

OPPONENT	PP	POT	2ND	BP
vs. Louisiana-Lafayette	52-40	30-15	19-7	45-4
vs. Washington	34-26	11-9	24-7	37-26
vs. #5 Illinois	38-30	17-8	24-7	34-26
vs. SFA	32-34	40-10	9-12	43-13
BAYLOR TOTAL	156	98	76	159
Baylor Average	39.0	24.5	19.0	39.8
OPP TOTAL	130	42	33	69
Opp Average	32.5	10.5	8.3	17.3

GAME-BY-GAME STARTERS

	1	2	3	4	5
vs. Louisiana	Mitchell	Butler	Teague	Vital	Thamba
vs. Washington	Mitchell	Butler	Teague	Vital	Thamba
vs. #5 Illinois	Mitchell	Butler	Teague	Vital	Thamba
vs. SFA	Mitchell	Butler	Teague	Vital	Thamba

44 PRO PLAYERS IN DREW ERA

- In Scott Drew's 17 years at Baylor, 44 of his players have gone on to professional careers.
- Five of Drew's players have been in the NBA recently, and they all graduated from Baylor – Quincy Acy (Suns), Johnathan Motley (Suns), Royce O'Neale (Jazz), Taurean Prince (Nets) and Ekpe Udoh (Jazz).

PLAYER DEVELOPMENT — FROM UNRANKED TO NBA DRAFT PICKS

- Baylor has had a nation-leading four players selected in the NBA Draft since 2010 who weren't ranked in the ESPN100 out of high school.
- The only other schools with three such players were Colorado, Marquette, Missouri, New Mexico and Connecticut.
- Baylor developed **Quincy Acy**, **Ekpe Udoh**, **Pierre Jackson** and **Taurean Prince** into NBA Draft picks after joining the program as unranked recruits.

HISTORY OF DEVELOPMENT WITH REDSHIRTS

- Baylor has a track record of success when redshirting players. **Ekpe Udoh**, **Johnathan Motley**, **Cory Jefferson**, **Brady Heslip**, **Jo Lual-Acuil Jr.** and **Manu Lecomte** have all gone on to professional careers after redshirting.
- **Mark Vital**, **Freddie Gillespie**, **MaCio Teague** and **Davion Mitchell** have earned All-Big 12 honors after redshirting.
- **Adam Flagler** and **Jonathan Tchamwa Tchatchoua** redshirted last season while sitting out to satisfy NCAA transfer rules, while freshman **Jordan Turner** elected to redshirt last year. **Dain Dainja** is redshirting in 2020-21.

OFFENSIVE REBOUNDING BECOMING A BAYLOR STAPLE

- Baylor has ranked top-10 nationally in offensive rebounding percentage in every season since 2013-14, including five times ranked in the nation's top-4. The Bears only cracked the top-20 once in Drew's first 10 years.
- Baylor's 7-year streak is the nation's best, and West Virginia (6 years) is the only other team with a 3+ year streak.
- The Bears ranked 8th nationally in offensive rebounding percentage (35.7) in 2019-20.
- Baylor finished ranked No. 2 nationally in 2018-19, No. 9 in 2017-18, No. 3 in 2016-17, No. 4 in 2015-16, No. 1 in 2014-15 and No. 3 in 2013-14. Prior to that top-10 streak, BU's best rank was No. 16 in 2011-12.

BAYLOR BASKETBALL ON THE RADIO

- Baylor basketball is aired live via the Baylor Sports Network from Learfield IMG College on ESPN Central Texas and flagship station 1660AM ESPN Radio (KRZI) in Waco and worldwide on Sirius/XM Radio.
- Games are broadcast by the "Voice of the Bears" John Morris, who was named NSMA 2019 Texas co-Sportscaster of the Year on Jan. 13, 2020, and former Baylor basketball standout Pat Nunley.
- Morris is in his 37th year doing BU broadcasts (26th full-time), and Nunley is in his 40th season as analyst.
- All of Baylor's games can be heard live on the Internet at www.BaylorBears.com and via the TuneIn App.

SCOTT DREW COACHING TREE

- Three current Division I head coaches took their first DI head coaching jobs after stints on Scott Drew's BU staff.
- Matthew Driscoll is in his 12th season as head coach at North Florida after six seasons as a Baylor assistant.
- Grant McCasland is in his fourth season as head coach at North Texas. He spent five years as a Baylor assistant before taking over as Arkansas State head coach for one season in 2016-17.
- Paul Mills is in his fourth season as head coach at Oral Roberts. He was a member of Drew's original Baylor staff in 2003-04 and spent 14 years with Drew, the final eight as an assistant coach.

GRADUATING 91 PERCENT OF SENIORS

- Since **Scott Drew** took over the Baylor Basketball program in 2003, 34 of 37 scholarship players who have played their fourth years of collegiate eligibility under Drew have graduated from Baylor.
- Players recruited by Drew to graduate at Baylor: Tim Bush, Patrick Fields, Aaron Bruce, Mamadou Diene, Delbert Simpson, Curtis Jerrells, Henry Dugat, Kevin Rogers, Tweety Carter, Josh Lomers, Ekpe Udoh, Fred Ellis, Quincy Acy, Anthony Jones, J'mison Morgan, A.J. Walton, Cory Jefferson, Brady Heslip, Gary Franklin, Kenny Chery, Royce O'Neale, Lester Medford, Rico Gathers, Taurean Prince, Al Freeman, Johnathan Motley, Ishmail Wainright, Manu Lecomte, Jo Lual-Acuil Jr., Nuni Omot, Jake Lindsey, King McClure, Freddie Gillespie and Devonte Bando.

ENTIRE STAFF RETURNS

- Scott Drew's entire coaching staff returns for the 2020-21 season, a fourth-straight season of continuity.
- Jerome Tang is in his fourth season as associate head coach and has been on Drew's staff all 18 seasons at Baylor.
- Assistant coaches Alvin Brooks III (fifth season) and John Jakus (fourth season) also return to the bench.
- Special assistant & director of player development Jared Nuness is back for his 11th season, while director of basketball operations Aditya Malhotra returns for his 8th season. Special assistant to the head coach Bill Peterson and director of video operations Ty Beard are both back for their fourth seasons.



12 — JARED BUTLER

G • 6-3 • 195 • JR. • 2L
RESERVE, LA. (RIVERSIDE ACADEMY)

SEASON HIGHS

Points: — 20 vs. Washington (11/29/20)
FG: — 8 vs. Washington (11/29/20)
FGA: — 18 vs. Illinois (12/2/20)
3FG: — 4 vs. Washington (11/29/20)
3FGA: — 7 vs. Washington (11/29/20)
FT: — 4 vs. SFA (12/9/20)
FTA: — 4 vs. SFA (12/9/20)
Rebounds: — 5 vs. Illinois (12/2/20)
Assists: — 7 vs. SFA (12/9/20)
Turnovers: — 3, three times
Blocks: — 1, three times
Steals: — 3 vs. Louisiana-Lafayette (11/28/20); vs. Illinois (12/2/20)
Minutes Played: — 30 vs. Illinois (12/2/20)

CAREER HIGHS

Points: — 31 at Kansas (3/9/19)
FG: — 10 at Kansas (3/9/19); vs. Central Arkansas (11/5/19)
FGA: — 21 at Kansas (3/9/19); at TCU (2/29/20)
3FG: — 8 vs. Central Arkansas (11/5/19)
3FGA: — 13 at Oklahoma (2/18/20)
FT: — 8 at Kansas (3/9/19); at West Virginia (3/7/20)
FTA: — 10 at Kansas (3/9/19); at West Virginia (3/7/20)
Rebounds: — 9 at TCU (2/29/20)
Assists: — 7 vs. SFA (12/9/20)
Turnovers: — 7 at Texas Tech (2/16/19)
Blocks: — 1, 10 times
Steals: — 5 vs. Ohio (11/21/19)
Minutes Played: — 40 vs. Texas Tech (3/2/20)

MISCELLANEOUS

	20-21	CAREER	BU RECORD
Double-Figure Points:	4	47	35-12
20+ Points:	1	11	9-2
30+ Points:	—	2	1-1
5+ Assists:	2	17	15-2
Led team in Points:	—	24	17-7
Led team in Rebounds:	—	—	—
Led team in Assists:	1	20	15-5
Led team in Blocks:	1	4	4-0
Led team in Bench Points:	—	6	5-1

BUTLER NOTEBOOK

- 2020 All-America Third-Team honoree, first player in program history named to AP Preseason All-America Team (2021)
- First BU underclassman to earn All-Big 12 First Team honors (2020) since Terry Teagle in 1980
- Played in all 68 games during BU career, including starts in last 54 games (entered starting lineup for final 20 games freshman year)
- Named 2019 Myrtle Beach Invitational MVP after scoring 10 points in final 6 minutes of championship game vs. Villanova
- Riding career-long streak of 11 straight double-figure scoring games — 17.7 ppg, 44% (31-of-70) on 3FGs during 11-game stretch
- Led team in scoring in 18 of 34 games since start of 2019-20 sophomore season (24 of 68 career games)
- 8 games with 20+ pts last season (31 vs. UCA, 22 vs. VU, 20 vs. UMES, 22 at KU, 20 at KSU, 21 vs. WVU, 22 at OU, 21 at WVU)
- Averaging 21.5 points in 4 career games vs. Kansas (14 in Waco, 31 at KU in 2019; 22 at KU, 19 in Waco in 2020)
- Scored 10 consecutive points in final 8 minutes as Baylor won at No. 3 Kansas for the first time (1/11/20), finished with 22 pts
- Exploded for career-high 31 points (including 23 in 2nd half), 6 rebounds and 3 assists in 36 minutes at No. 13 Kansas (3/9/19)
- Posted 15 points (5 in OT) in win vs. Texas (2/27); hit team's last 2 regulation FGs, game-tying FG with 28 secs left to force OT
- Originally enrolled at Alabama in summer 2018, but transferred to Baylor in August and received immediate eligibility
- From same hometown as former Baylor stars Tweety Carter and Rico Gathers

2020-21 GAME-BY-GAME

OPPONENT	DATE	GS	MIN	FG	3FG	FT	OR-DR-TR	PF	A	T	B	S	PTS
vs. Louisiana-Lafayette	11/28	*	28	7-13	3-5	0-0	0-3-3	2	4	2	1	3	17
vs. Washington	11/29	*	26	8-12	4-7	0-0	0-3-3	3	5	3	1	2	20
vs. #5 Illinois	12/2	*	30	6-18	0-4	0-1	2-3-5	1	3	3	1	3	12
SFA	12/9	*	24	3-7	2-3	4-4	0-2-2	0	7	3	0	1	12
at Kansas State	12/19												
Arkansas Pine-Bluff	12/21												
Central Arkansas	12/29												
at Iowa State	1/2												
Oklahoma	1/6												
at TCU	1/9												
West Virginia	1/12												
at Texas Tech	1/16												
Kansas	1/18												
at Oklahoma State	1/23												
Kansas State	1/27												
Auburn	1/30												
at Texas	2/2												
TCU	2/6												
at Oklahoma	2/10												
Texas Tech	2/13												
at West Virginia	2/15												
Oklahoma State	2/20												
Iowa State	2/23												
at Kansas	2/27												

BUTLER'S CAREER STATS

YEAR	GP-GS	MIN-AVG	FG-A	PCT	3FG-A	PCT	FT-A	PCT	OFF-DEF-TOT	AVG	PF-D	A	TO	B	S	TP	AVG
2018-19 (FR.)	34-21	910-26.8	117-296	.395	60-171	.351	54-68	.794	22-84-106	3.1	77-2	93	67	3	33	348	10.2
2019-20 (SO.)	30-30	912-30.4	167-397	.421	77-202	.381	69-89	.775	15-82-97	3.2	74-2	94	73	4	49	480	16.0
2020-21 (JR.)	4-4	108-27.0	24-50	.480	9-19	.474	4-5	.800	2-11-13	3.3	6-0	19	11	3	9	61	15.3
CAREER	68-55	1930-28.4	308-743	.415	146-392	.372	127-162	.784	39-177-216	3.2	157-4	206	151	10	91	889	13.1



4 — LJ CRYER

G • 6-1 • 185 • FR. • HS
KATY, TEXAS (MORTON RANCH HS)

SEASON/CAREER HIGHS

Points: — 17 vs. Louisiana-Lafayette (11/28/20)
FG: — 6 vs. Louisiana-Lafayette (11/28/20)
FGA: — 9 vs. Louisiana-Lafayette (11/28/20)
3FG: — 5 vs. Louisiana-Lafayette (11/28/20)
3FGA: — 7 vs. Louisiana-Lafayette (11/28/20)
FT: — 3 vs. SFA (12/9/20)
FTA: — 4 vs. SFA (12/9/20)
Rebounds: — 2 vs. Louisiana-Lafayette (11/28/20); vs. SFA (12/9/20)
Assists: — 3 vs. SFA (12/9/20)
Turnovers: — 1 vs. SFA (12/9/20)
Blocks: —
Steals: — 2 vs. Louisiana-Lafayette (11/28/20)
Minutes Played: — 18 vs. SFA (12/9/20)

MISCELLANEOUS

	20-21	BU RECORD
Double-Figure Points:	1	1-0
5+ Assists:	—	—
Led team in Points:	—	—
Led team in Rebounds:	—	—
Led team in Assists:	—	—
Led team in Bench Points:	1	1-0

CRYER NOTEBOOK

- True freshman guard from Katy, Texas, just 170 miles southeast of Waco
- Made collegiate debut with 17 points in 15 minutes off bench vs. Louisiana (11/28), making 5-of-7 treys and adding 2 steals
- Played season-high 18 minutes off bench in win over SFA (12/9), recording 6 points and season-high 3 assists
- Scored 3,488 points at Morton Ranch High School, 5th-most all-time in Texas public schools
- Averaged 34.2 points, 5.3 assists and 2.4 steals as high school senior, earning Class 6A All-State recognition
- Ranked No. 12 PG by ESPN and No. 51 overall by Rivals in 2020 high school class rankings
- Made 145 treys (4.3/game) and scored 1,164 points during pandemic-shortened high school senior season
- Both parents played sports at Grambling, father Lionel Sr. (football) and mother Tamica (volleyball)

2020-21 GAME-BY-GAME

OPPONENT	DATE	GS	MIN	FG	3FG	FT	OR-DR-TR	PF	A	T	B	S	PTS
vs. Louisiana-Lafayette	11/28		15	6-9	5-7	0-0	0-2-2	0	1	0	0	2	17
vs. Washington	11/29		10	0-0	0-0	0-0	0-0-0	1	0	0	0	0	0
vs. #5 Illinois	12/2			DNP									
SFA	12/9		18	1-3	1-3	3-4	1-1-2	2	3	1	0	1	6
at Kansas State	12/19												
Arkansas Pine-Bluff	12/21												
Central Arkansas	12/29												
at Iowa State	1/2												
Oklahoma	1/6												
at TCU	1/9												
West Virginia	1/12												
at Texas Tech	1/16												
Kansas	1/18												
at Oklahoma State	1/23												
Kansas State	1/27												
Auburn	1/30												
at Texas	2/2												
TCU	2/6												
at Oklahoma	2/10												
Texas Tech	2/13												
at West Virginia	2/15												
Oklahoma State	2/20												
Iowa State	2/23												
at Kansas	2/27												

CRYER'S CAREER STATS

YEAR	GP-GS	MIN-AVG	FG-A	PCT	3FG-A	PCT	FT-A	PCT	OFF-DEF-TOT	AVG	PF-D	A	TO	B	S	TP	AVG
2020-21 (FR.)	3-0	43-14.3	7-12	.582	6-10	.600	3-4	.750	1-3-4	1.3	3-0	4	1	0	3	23	7.7
CAREER	3-0	43-14.3	7-12	.582	6-10	.600	3-4	.750	1-3-4	1.3	3-0	4	1	0	3	23	7.7



10 — ADAM FLAGLER

G • 6-3 • 180 • SO. • SQ
DULUTH, GA. (PRESBYTERIAN)

SEASON HIGHS

Points: — 18 vs. Illinois (12/2/20)
FG: — 6 vs. Washington (11/29/20); vs. Illinois (12/2/20)
FGA: — 11 vs. Washington (11/29/20); vs. Illinois (12/2/20)
3FG: — 5 vs. Washington (11/29/20)
3FGA: — 9 vs. Washington (11/29/20)
FT: — 4 vs. Illinois (12/2/20)
FTA: — 4 vs. Illinois (12/2/20); vs. SFA (12/9/20)
Rebounds: — 3, three times
Assists: — 7 vs. Louisiana-Lafayette (11/28/20)
Turnovers: — 3 vs. SFA (12/9/20)
Blocks: —
Steals: — 3 vs. SFA (12/9/20)
Minutes Played: — 29 vs. Illinois (12/2/20)

CAREER HIGHS

Points: — 29 at UCLA (11/19/18)
FG: — 11 vs. Winthrop (1/26/19)
FGA: — 19, twice; at UCLA (11/19/18) and at Winthrop (1/26/19)
3FG: — 7 at UCLA (11/19/18)
3FGA: — 14 at UCLA (11/19/18)
FT: — 10 vs. VMI (12/12/18)
FTA: — 10, twice; vs. VMI (12/12/18) and at Robert Morris (3/24/19)
Rebounds: — 10 at UNC Asheville (2/23/19)
Assists: — 7 vs. Campbell (2/16/19); vs. Louisiana-Lafayette (11/28/20)
Turnovers: — 4, twice; at Radford (1/12/19) and at Marshall (3/26/19)
Blocks: — 1, nine times
Steals: — 3 vs. UNC Asheville (2/7/19); vs. SFA (12/9/20)
Minutes Played: — 40 vs. Gardner-Webb (2/9/19)

MISCELLANEOUS

	20-21	BU RECORD
Double-Figure Points:	4	4-0
5+ Assists:	1	1-0
Led team in Points:	2	2-0
Led team in Rebounds:	—	—
Led team in Assists:	1	1-0
Led team in Bench Points:	3	3-0

FLAGLER NOTEBOOK

- Third-year sophomore, sat out and redshirted 2019-20 season after playing freshman year at Presbyterian College
- Candidate for national Sixth Man of the Year, has scored 12+ points off bench in each of first 4 games this season
- Riding nation's 5th-longest active streak having made a 3-pointer in all 40 collegiate games
- Posted game-high 18 points in Bears' win over No. 5 Illinois (12/2), including 11 points in 2nd half
- Came off bench for first time in career vs. Louisiana (11/28), posting 12 points, 7 assists and 0 turnovers in 28 minutes
- Has scored in double-figures in 36 of 40 collegiate games (32 of 36 at Presbyterian); has 10 career 20-point games
- Made multiple 3-pointers in each of last 9 games and 36 of 40 career games;
- 23 career games with 3+ 3FGs, 10 gms with 4+ 3 FGs, 6 gms with 5+ 3FGs, 4 gms with 6+ 3FGs, 1 gm with 7+ 3FGs
- Earned 2019 Big South Freshman of the Year honors and was 5-time Big South Freshman of the Week
- Led Presbyterian in scoring as freshman with 15.9 points per game, started all 36 games and scored 10+ pts in 32 of 36 games
- Posted career-high 29 points at UCLA (11/19/18), including 24 points and 6 treys in 2nd half
- Scored 20+ points 10 times as freshman, including games at Dayton, at UCLA and at Marquette
- Brother, Duvaughn, played football at Gardner-Webb (2004-07) and finished with 188 receptions, 2,552 yards and 31 TDs
- Aspires to become a pediatrician

2020-21 GAME-BY-GAME

OPPONENT	DATE	GS	MIN	FG	3FG	FT	OR-DR-TR	PF	A	T	B	S	PTS
vs. Louisiana-Lafayette	11/28		28	5-9	2-5	0-0	1-2-3	2	7	0	0	0	12
vs. Washington	11/29		24	6-11	5-9	0-0	2-1-3	1	1	1	0	0	17
vs. #5 Illinois	12/2		29	6-11	2-6	4-4	1-2-3	3	3	0	0	0	18
SFA	12/9		23	4-7	3-5	3-4	0-2-2	1	1	3	0	3	14
at Kansas State	12/19												
Arkansas Pine-Bluff	12/21												
Central Arkansas	12/29												
at Iowa State	1/2												
Oklahoma	1/6												
at TCU	1/9												
West Virginia	1/12												
at Texas Tech	1/16												
Kansas	1/18												
at Oklahoma State	1/23												
Kansas State	1/27												
Auburn	1/30												
at Texas	2/2												
TCU	2/6												
at Oklahoma	2/10												
Texas Tech	2/13												
at West Virginia	2/15												
Oklahoma State	2/20												
Iowa State	2/23												
at Kansas	2/27												

FLAGLER'S PRESBYTERIAN STATS

YEAR	GP-GS	MIN-AVG	FG-A	PCT	3FG-A	PCT	FT-A	PCT	OFF-DEF-TOT	AVG	PF-D	A	TO	B	S	TP	AVG
2018-19 (FR.)	36-36	1105-30.7	196-447	.438	108-280	.386	71-85	.835	27-95-122	3.4	61-0	45	42	9	28	571	15.9

FLAGLER'S BAYLOR STATS

YEAR	GP-GS	MIN-AVG	FG-A	PCT	3FG-A	PCT	FT-A	PCT	OFF-DEF-TOT	AVG	PF-D	A	TO	B	S	TP	AVG
2020-21 (SO.)	4-0	104-26.0	21-38	.553	12-25	.480	7-8	.875	4-7-11	2.8	7-0	12	4	0	3	61	15.3
NCAA CAREER	40-36	1209-30.2	217-485	.447	120-305	.393	78-93	.839	31-102-133	3.3	68-0	57	46	9	31	632	15.8



32 — ZACH LOVEDAY

F • 7-0 • 215 • FR. • HS

GALLIPOLIS, OHIO (HUNTINGTON PREP)

SEASON/CAREER HIGHS

Points: — 2 vs. Louisiana-Lafayette (11/28/20)

FG: — 1 vs. Louisiana-Lafayette (11/28/20)

FGA: — 1 vs. Louisiana-Lafayette (11/28/20)

3FG: —

3FGA: —

FT: —

FTA: —

Rebounds: — 1 vs. Louisiana-Lafayette (11/28/20); vs. SFA (12/9/20)

Assists: —

Turnovers: —

Blocks: —

Steals: — 1 vs. Louisiana-Lafayette (11/28/20)

Minutes Played: — 4 vs. Louisiana-Lafayette (11/28/20)

LOVEDAY NOTEBOOK

- True freshman 7-footer from Ohio, played final two high school seasons at national power Huntington Prep
- Has made 3 appearances in late-game situations vs. Louisiana-Lafayette, Washington and SFA
- Ranked No. 51 overall and No. 12 among centers in 2020 signing class by Rivals
- One of five players from 2019-20 Huntington Prep squad to sign with Division I programs
- Father, Billy Loveday, played basketball at Hanover College

2020-21 GAME-BY-GAME

OPPONENT	DATE	GS	MIN	FG	3FG	FT	OR-DR-TR	PF	A	T	B	S	PTS
vs. Louisiana-Lafayette	11/28		4	1-1	0-0	0-0	0-0-0	0	0	0	0	1	2
vs. Washington	11/29		2	0-0	0-0	0-0	0-1-1	0	0	0	0	0	0
vs. #5 Illinois	12/2			DNP									
SFA	12/9		3	0-0	0-0	0-0	0-1-1	1	0	0	0	0	0
at Kansas State	12/19												
Arkansas Pine-Bluff	12/21												
Central Arkansas	12/29												
at Iowa State	1/2												
Oklahoma	1/6												
at TCU	1/9												
West Virginia	1/12												
at Texas Tech	1/16												
Kansas	1/18												
at Oklahoma State	1/23												
Kansas State	1/27												
Auburn	1/30												
at Texas	2/2												
TCU	2/6												
at Oklahoma	2/10												
Texas Tech	2/13												
at West Virginia	2/15												
Oklahoma State	2/20												
Iowa State	2/23												
at Kansas	2/27												

MISCELLANEOUS

	20-21	BU RECORD
Double-Figure Points:	—	—
2+ Blocks:	—	—
Led team in Points:	—	—
Led team in Rebounds:	—	—
Led team in Blocks:	—	—
Led team in Bench Points:	—	—

LOVEDAY'S CAREER STATS

YEAR	GP-GS	MIN-AVG	FG-A	PCT	3FG-A	PCT	FT-A	PCT	OFF-DEF-TOT	AVG	PF-D	A	TO	B	S	TP	AVG
2020-21 (FR.)	3-0	9-3.0	1-1	1.000	0-0	.000	0-0	.000	0-2-2	0.7	1-0	0	0	0	1	2	0.7
CAREER	3-0	9-3.0	1-1	1.000	0-0	.000	0-0	.000	0-2-2	0.7	1-0	0	0	0	1	2	0.7



24 — MATTHEW MAYER

G/F • 6-9 • 225 • JR. • 2L

AUSTIN, TEXAS (WESTLAKE HS)

SEASON HIGHS

Points: — 10 vs. SFA (12/9/20)

FG: — 4 vs. Louisiana-Lafayette (11/28/20)

FGA: — 10 vs. Louisiana-Lafayette (11/28/20)

3FG: — 2 vs. SFA (12/9/20)

3FGA: — 3 vs. SFA (12/9/20)

FT: — 2 vs. SFA (12/9/20)

FTA: — 2, three times

Rebounds: — 7 vs. Illinois (12/2/20)

Assists: — 2 vs. Washington (11/29/20)

Turnovers: — 2 vs. SFA (12/9/20)

Blocks: — 2 vs. Illinois (12/2/20); vs. SFA (12/9/20)

Steals: — 2 vs. SFA (12/9/20)

Minutes Played: — 16 vs. SFA (12/9/20)

CAREER HIGHS

Points: — 19 vs. Kansas State (2/25/20)

FG: — 7 vs. Nicholls (11/16/18)

FGA: — 12 vs. Nicholls (11/16/18)

3FG: — 3 vs. Nicholls (11/16/18)

3FGA: — 6 vs. Nicholls (11/16/18)

FT: — 5, four times

FTA: — 8 at Texas Tech (2/16/19)

Rebounds: — 8 vs. West Virginia (2/15/20)

Assists: — 4 vs. Texas State (11/15/19)

Turnovers: — 5 vs. Ole Miss (11/23/18)

Blocks: — 2, three times

Steals: — 4 at Oklahoma (1/28/19)

Minutes Played: — 30 vs. Ole Miss (11/23/18)

MISCELLANEOUS

	20-21	CAREER	BU RECORD
Double-Figure Points:	1	11	7-4
5+ Assists:	—	—	—
Led team in Points:	—	2	2-0
Led team in Rebounds:	—	2	1-1
Led team in Blocks:	2	5	4-1
Led team in Assists:	—	1	1-0
Led team in Bench Points:	—	17	9-8

MAYER NOTEBOOK


- Junior wing with length, range and quick release, provides instant offense off bench
- Played off bench in 67 of 68 games during BU career, including 11 games with 10+ points
- Last 11 Games: 8.5 ppg in 14.8 mpg, shooting 52% (36-of-69) from field, including 59% (27-of-46) on 2-point field goals
- Scored 10 points in 16 minutes off bench vs. SFA (12/9/20), adding career-high 2 blocks and 2 steals
- Recorded career-high 19 points on only 6-of-7 shooting in season-high 20 minutes off bench vs. Kansas State (2/25/20)
- Had 10 points in 15 minutes off bench vs. No. 3 Kansas (2/22/20)
- Scored 10 first-half points off bench vs. Villanova (11/24) and vs. Kansas (2/22) last season
- Scored 17 points on just 5-of-9 shooting in 14 minutes off bench as freshman at TCU (1/5/19)
- Posted game-high 18 points in just 18 minutes off bench vs. Nicholls State (11/16/18)
- Four-star recruit from Austin's Westlake High School, ranked among top-100 recruits nationally in 2018 class
- Helped Westlake to 36-4 record as senior in 2017-18, playing alongside UTEP's Keonte Kennedy and Texas' Brock Cunningham
- Committed to Baylor in June 2017, more than a year prior to enrolling at BU

2020-21 GAME-BY-GAME

OPPONENT	DATE	GS	MIN	FG	3FG	FT	OR-DR-TR	PF	A	T	B	S	PTS
vs. Louisiana-Lafayette	11/28		13	4-10	0-1	0-0	2-1-3	0	1	1	0	0	8
vs. Washington	11/29		11	2-4	1-2	1-2	2-2-4	1	2	1	0	0	6
vs. #5 Illinois	12/2		14	3-6	1-1	0-2	1-6-7	0	0	0	2	1	7
SFA	12/9		16	3-6	2-3	2-2	0-0-0	3	1	2	2	2	10
at Kansas State	12/19												
Arkansas Pine-Bluff	12/21												
Central Arkansas	12/29												
at Iowa State	1/2												
Oklahoma	1/6												
at TCU	1/9												
West Virginia	1/12												
at Texas Tech	1/16												
Kansas	1/18												
at Oklahoma State	1/23												
Kansas State	1/27												
Auburn	1/30												
at Texas	2/2												
TCU	2/6												
at Oklahoma	2/10												
Texas Tech	2/13												
at West Virginia	2/15												
Oklahoma State	2/20												
Iowa State	2/23												
at Kansas	2/27												

MAYER'S CAREER STATS

YEAR	GP-GS	MIN-AVG	FG-A	PCT	3FG-A	PCT	FT-A	PCT	OFF-DEF-TOT	AVG	PF-D	A	TO	B	S	TP	AVG
2018-19 (FR.)	33-0	388-11.8	51-154	.331	20-65	.308	31-47	.660	24-42-66	2.0	34-0	26	25	8	17	153	4.6
2019-20 (SO.)	30-0	348-11.6	54-128	.422	17-45	.378	20-29	.690	18-39-57	1.9	30-0	23	21	4	15	145	4.8
2020-21 (JR.)	4-0	54-13.5	12-26	.462	4-7	.571	3-6	.500	5-9-14	3.5	4-0	4	4	4	3	31	7.8
CAREER	67-0	790-11.8	117-308	.380	41-117	.350	54-82	.659	47-90-137	2.0	68-0	53	50	16	35	329	4.9



45 — DAVION MITCHELL

G • 6-2 • 205 • JR. • 1L
HINESVILLE, GA. (AUBURN)

SEASON HIGHS

Points: — 18 vs. Louisiana-Lafayette (11/28/20)
FG: — 7 vs. Louisiana-Lafayette (11/28/20)
FGA: — 9 vs. Louisiana-Lafayette (11/28/20)
3FG: — 4 vs. Illinois (12/2/20)
3FGA: — 5 vs. Washington (11/29/20); vs. Illinois (12/2/20)
FT: — 2 vs. Louisiana-Lafayette (11/28/20); vs. SFA (12/9/20)
FTA: — 4 vs. Louisiana-Lafayette (11/28/20)
Rebounds: — 4, three times
Assists: — 7, three times
Turnovers: — 4 vs. Washington (11/29/20)
Blocks: —
Steals: — 4 vs. SFA (12/9/20)
Minutes Played: — 31, three times

CAREER HIGHS

Points: — 19 vs. UT Martin (12/18/19)
FG: — 9 vs. UT Martin (12/18/19)
FGA: — 13 at Coastal Carolina (11/22/19); at Florida (1/25/20)
3FG: — 4 vs. Illinois (12/2/20)
3FGA: — 7 at Coastal Carolina (11/22/19); vs. Oklahoma (1/20/20)
FT: — 7 at Florida (1/25/20)
FTA: — 10 vs. Oklahoma State (2/8/20)
Rebounds: — 6 at Texas (2/10/20)
Assists: — 10 vs. Kansas State (2/25/20)
Turnovers: — 5 at Texas (2/10/20); vs. West Virginia (2/15/20)
Blocks: — 2 at Texas (2/10/20); vs. Kansas (2/22/20)
Steals: — 4, four times
Minutes Played: — 41 vs. Texas Tech (3/2/20)

MISCELLANEOUS

	20-21	BU CAREER	BU RECORD
Double-Figure Points:	3	18	17-1
Double-Figure Assists:	—	1	1-0
5+ Assists:	4	15	15-0
Led team in Points:	—	2	2-0
Led team in Rebounds:	—	1	1-0
Led team in Assists:	3	18	17-1
Led team in Blocks:	—	3	2-1

MITCHELL NOTEBOOK

- Lightning quick junior point guard, transferred to Baylor from Auburn and sat out 2018-19 season
- Named 2020 Big 12 Newcomer of the year, All-Big 12 Second Team and Big 12 All-Defensive Team
- One of 10 finalists for 2020 Naismith Trophy Defensive Player of the Year (joining Mark Vital)
- Tabbed as No. 10 guard in college basketball by The Athletic entering 2020-21 season
- Posted 6+ assists and at least 3 more assists than turnovers in all 4 games this season (10 career games with 6+ asts)
- Has started all 34 games at Baylor after coming off bench in all 34 games as freshman at Auburn in 2017-18
- Made career-high 4-of-5 from 3-point range as part of 15-point, 7-assist effort in win over No. 5 Illinois (12/2/20)
- Teams are 42-4 in games in which he's played 20+ minutes (12-0 at Auburn, 30-4 at Baylor)
- Teams are 19-1 in games in which he's scored 10+ points (2-0 at Auburn, 17-1 at Baylor)
- Last 17 Games: averaging 5.6 assists and 1.9 steals per game; has 2.16 assist-to-turnover ratio (93 assists, 43 turnovers)
- Last 25 Games: 10.9 ppg, 4.5 apg, 1.8 spg; shooting 45% (98-of-218) from field, 39% (33-84) on 3FGs in 32.6 minutes/game
- Averaging 10.9 ppg over last 30 games after posting 4.0 ppg over first 38 collegiate games
- Made a 3-pointer in 25 of last 30 games; 38% 3FGs (40-106) over last 30 games after 26% over first 38 collegiate games (17-65)
- Had career-first double-double with 14 points and career-high 10 assists in 33 minutes vs. Kansas State (2/25/20)
- Came off bench in all 34 games as freshman at Auburn in 2017-18, helping Tigers to 26-8 record and SEC title
- Has team-high 41-inch max vertical, 33.5-inch no-step vertical

2020-21 GAME-BY-GAME

OPPONENT	DATE	GS	MIN	FG	3FG	FT	OR-DR-TR	PF	A	T	B	S	PTS
vs. Louisiana-Lafayette	11/28	*	27	7-9	2-2	2-4	0-4-4	3	6	1	0	3	18
vs. Washington	11/29	*	31	2-8	1-5	1-2	1-3-4	1	7	4	0	1	6
vs. #5 Illinois	12/2	*	31	5-8	4-5	1-2	1-3-4	4	7	3	0	2	15
SFA	12/9	*	31	4-6	1-2	2-2	1-2-3	1	7	3	1	4	11
at Kansas State	12/19												
Arkansas Pine-Bluff	12/21												
Central Arkansas	12/29												
at Iowa State	1/2												
Oklahoma	1/6												
at TCU	1/9												
West Virginia	1/12												
at Texas Tech	1/16												
Kansas	1/18												
at Oklahoma State	1/23												
Kansas State	1/27												
Auburn	1/30												
at Texas	2/2												
TCU	2/6												
at Oklahoma	2/10												
Texas Tech	2/13												
at West Virginia	2/15												
Oklahoma State	2/20												
Iowa State	2/23												
at Kansas	2/27												

MITCHELL'S AUBURN STATS

YEAR	GP-GS	MIN-AVG	FG-A	PCT	3FG-A	PCT	FT-A	PCT	OFF-DEF-TOT	AVG	PF-D	A	TO	B	S	TP	AVG
2017-18 (FR.)	34-0	582-17.1	45-105	.429	15-52	.288	21-31	.677	9-30-39	1.1	73-1	63	38	1	18	126	3.7

MITCHELL'S BAYLOR STATS

YEAR	GP-GS	MIN-AVG	FG-A	PCT	3FG-A	PCT	FT-A	PCT	OFF-DEF-TOT	AVG	PF-D	A	TO	B	S	TP	AVG
2019-20 (SO.)	30-30	973-32.4	105-257	.409	34-105	.324	53-80	.663	10-71-81	2.7	82-1	114	67	11	44	297	9.9
2020-21 (JR.)	4-4	120-30.0	18-31	.581	8-14	.571	6-10	.600	3-12-15	3.8	9-0	27	11	1	10	50	12.5
BU CAREER	34-34	1093-32.1	123-288	.427	42-119	.353	59-90	.656	13-83-96	2.8	91-1	141	78	12	54	347	10.2
NCAA CAREER	68-34	1675-24.6	168-393	.427	57-171	.333	80-121	.661	22-113-135	2.0	164-2	204	116	13	72	473	7.0



23 — JONATHAN TCHAMWA TCHATCHOUA

F • 6-8 • 245 • SO. • SQ
DOUALA, CAMEROON (UNLV)

SEASON HIGHS

Points: — 13 vs. SFA (12/9/20)
 FG: — 5 vs. Washington (11/29/20); vs. SFA (12/9/20)
 FGA: — 9 vs. Washington (11/29/20)
 3FG: —
 3FGA: —
 FT: — 5 vs. Illinois (12/2/20)
 FTA: — 6 vs. Illinois (12/2/20)
 Rebounds: — 9 vs. Washington (11/29/20); vs. Illinois (12/2/20)
 Assists: — 1 vs. Washington (11/29/20)
 Turnovers: — 2 vs. Louisiana-Lafayette (11/28/20)
 Blocks: — 1 vs. Washington (11/29/20); vs. SFA (12/9/20)
 Steals: —
 Minutes Played: — 24 vs. Illinois (12/2/20)

CAREER HIGHS

Points: — 13 vs. Colorado State (1/2/19); vs. SFA (12/9/20)
 FG: — 5 vs. Washington (11/29/20); vs. SFA (12/9/20)
 FGA: — 9 vs. Washington (11/29/20)
 3FG: —
 3FGA: — 1, three times
 FT: — 9 vs. Colorado State (1/2/19)
 FTA: — 10 vs. Colorado State (1/2/19)
 Rebounds: — 12 vs. Colorado State (1/2/19)
 Assists: — 2 vs. Indiana State (12/23/18)
 Turnovers: — 4 vs. New Mexico (1/8/19)
 Blocks: — 3 vs. San Jose State (1/19/19)
 Steals: — 2, twice; vs. BYU (12/15/18) and vs. Wyoming (1/5/19)
 Minutes Played: — 40 vs. BYU (12/15/18)

MISCELLANEOUS

	20-21	BU RECORD
Double-Figure Points:	2	2-0
Double-Figure Rebounds:	—	—
2+ Blocks:	—	—
Led team in Points:	—	—
Led team in Rebounds:	3	3-0
Led team in Blocks:	—	—
Led team in Bench Points:	—	—

TCHAMWA TCHATCHOUA NOTEBOOK

- Third-year sophomore big man with tremendous athleticism, extremely coachable; splits time with Flo Thamba at 5-spot
- Coaches refer to him as “Every Day Jon,” because they know he’s going to be the same energy-giving person every day
- Transferred to Baylor after playing one year at UNLV, sat out 2019-20 season and participated on BU practice squad
- Scored career-high 13 points and added team-high 6 rebounds in 21 minutes off bench vs. SFA (12/9/20)
- Posted 9 points and 9 rebounds in 24 minutes off bench in win over No. 5 Illinois (12/2/20)
- Nearly posted double-double in second game with Bears, 12 points and 9 rebounds in 19 minutes off bench vs. Washington
- Played 31 games (11 starts) as freshman at UNLV, averaging 3.4 PPG, 3.5 RPG, 0.7 BPG in 13.3 MPG
- Recorded double-double with 13 points and 12 rebounds in just 16 minutes of win vs. Colorado State (1/2/19)
- Played 40 minutes in overtime win in first collegiate start vs. BYU (12/15/18)
- Born in Cameroon, moved to Australia and played at NBA Global Academy for final two high school seasons

2020-21 GAME-BY-GAME


OPPONENT	DATE	GS	MIN	FG	3FG	FT	OR-DR-TR	PF	A	T	B	S	PTS
vs. Louisiana-Lafayette	11/28		16	2-5	0-0	2-2	1-6-7	3	0	2	0	0	6
vs. Washington	11/29		19	5-9	0-0	2-2	4-5-9	2	1	1	1	0	12
vs. #5 Illinois	12/2		24	2-4	0-0	5-6	6-3-9	4	0	1	0	0	9
SFA	12/9		21	5-6	0-0	3-4	1-5-6	3	0	0	1	0	13
at Kansas State	12/19												
Arkansas Pine-Bluff	12/21												
Central Arkansas	12/29												
at Iowa State	1/2												
Oklahoma	1/6												
at TCU	1/9												
West Virginia	1/12												
at Texas Tech	1/16												
Kansas	1/18												
at Oklahoma State	1/23												
Kansas State	1/27												
Auburn	1/30												
at Texas	2/2												
TCU	2/6												
at Oklahoma	2/10												
Texas Tech	2/13												
at West Virginia	2/15												
Oklahoma State	2/20												
Iowa State	2/23												
at Kansas	2/27												

TCHAMWA TCHATCHOUA'S UNLV STATS

YEAR	GP-GS	MIN-AVG	FG-A	PCT	3FG-A	PCT	FT-A	PCT	OFF-DEF-TOT	AVG	PF-D	A	TO	B	S	TP	AVG
2018-19 (FR.)	31-11	412-13.3	38-80	.475	0-3	.000	30-44	.682	57-50-107	3.5	68-2	6	25	21	7	106	3.4

TCHAMWA TCHATCHOUA'S BAYLOR STATS

YEAR	GP-GS	MIN-AVG	FG-A	PCT	3FG-A	PCT	FT-A	PCT	OFF-DEF-TOT	AVG	PF-D	A	TO	B	S	TP	AVG
2020-21 (SO.)	4-0	80-20.0	14-24	.583	0-0	.000	12-14	.857	12-19-31	7.8	12-0	1	4	2	0	40	10.0
NCAA CAREER	35-11	492-14.1	52-104	.500	0-3	.000	42-58	.724	69-69-138	3.9	80-2	7	29	23	7	146	4.2



31 — MACIO TEAGUE

G • 6-4 • 195 • SR. • 1L
CINCINNATI, OHIO (UNC ASHEVILLE)

SEASON HIGHS

Points: — 21 vs. Louisiana-Lafayette (11/28/20)
FG: — 9 vs. Louisiana-Lafayette (11/28/20)
FGA: — 18 vs. Louisiana-Lafayette (11/28/20)
3FG: — 3 vs. Louisiana-Lafayette (11/28/20)
3FGA: — 7 vs. Louisiana-Lafayette (11/28/20)
FT: — 5 vs. SFA (12/9/20)
FTA: — 5 vs. SFA (12/9/20)
Rebounds: — 7 vs. Louisiana-Lafayette (11/28/20)
Assists: — 4 vs. Louisiana-Lafayette (11/28/20)
Turnovers: — 2, three times
Blocks: —
Steals: —
Minutes Played: — 32 vs. Louisiana-Lafayette (11/28/20)

CAREER HIGHS

Points: — 36 at Campbell (2/1/18)*
FG: — 14 at Campbell (2/1/18)*
FGA: — 24 vs. USC (3/13/18)*
3FG: — 7 at Campbell (2/1/18)*
3FGA: — 15 at Campbell (2/1/18)*
FT: — 12 at Charleston Southern (1/14/17)*
FTA: — 14 vs. High Point (1/27/18)*
Rebounds: — 11 at UNC Greensboro (12/19/17)*
Assists: — 8 vs. Wofford (11/26/17)*
Turnovers: — 8 at Rhode Island (11/10/17)*
Blocks: — 1, 16 times (11 at UNCA, 5 at BU)
Steals: — 5 at Coastal Carolina (12/3/16)*
Minutes Played: — 49 vs. USC (3/13/18)*

* - while at UNC Asheville

MISCELLANEOUS

	20-21	BU CAREER	BU RECORD
Double-Figure Points:	3	25	24-1
Double-Figure Rebounds:	—	1	1-0
Double-Doubles:	—	1	1-0
20+ Points:	1	4	4-0
5+ Assists:	—	3	2-1
Led team in Points:	1	11	11-0
Led team in Rebounds:	1	5	5-0
Led team in Assists:	—	3	2-1
Led team in Blocks:	—	1	1-0

TEAGUE NOTEBOOK

- Fifth-year senior guard, earned All-Big 12 Second Team honors in first season at BU; played 2 years at UNC Asheville
- Has earned All-Conference honors all 3 collegiate seasons (1st Team All-Big South 2017 & 2018, 2nd Team All-Big 12 2020)
- Made at least one 3-pointer in 52 of last 57 games played, including 44 of 57 games with 2+ 3FGs
- Led Bears with 21 points, 7 rebounds and 4 assists in 32 minutes of season-opener vs. Louisiana (11/28/20)
- Has 7 career games with 6+ made 3FGs, 12 games with 5+ made 3FGs and 39 games with 3+ made 3FGs
- Scored in double-figures in 25 of 32 games at Baylor and in 79 of 99 games during collegiate career
- Career .409 3-point shooter, averaging 2.34 made 3s per games (232-of-567 over 99 games)
- Played in 90 consecutive games (89 starts) to start collegiate career before sitting out 2 games with broken wrist
- Led team in scoring in 6 straight games with 15+ points in each before suffering broken wrist at Texas (2/10/20)
- Posted season-high 24 points in win over Oklahoma State (2/8/20), including 6-of-6 free throws in final 14 seconds
- Scored game-high 21 points and added 6 rebounds in first Big 12 game vs. Texas (1/4/20)
- Led team with 19 points, including 9-of-10 at FT line, in win over No. 12 Arizona (12/7/19)
- Had 4th career double-double with 18 points and 10 rebounds in Baylor debut vs. Central Arkansas (11/5/19)
- Earned Myrtle Beach Invitational All-Tournament honors after leading Bears with 18.7 points per game (17+ points all 3 games)
- Scored 1,078 points over 2 seasons at UNCA, 4th player in Big South history to reach 1k as soph.

2020-21 GAME-BY-GAME

OPPONENT	DATE	GS	MIN	FG	3FG	FT	OR-DR-TR	PF	A	T	B	S	PTS
vs. Louisiana-Lafayette	11/28	*	32	9-18	3-7	0-0	2-5-7	0	4	2	0	0	21
vs. Washington	11/29	*	29	6-12	2-6	1-2	3-3-6	0	1	2	0	0	15
vs. #5 Illinois	12/2	*	32	4-10	0-2	3-4	1-1-2	0	0	0	0	0	11
SFA	12/9	*	25	2-6	0-3	5-5	1-1-2	1	1	2	0	0	9
at Kansas State	12/19												
Arkansas Pine-Bluff	12/21												
Central Arkansas	12/29												
at Iowa State	1/2												
Oklahoma	1/6												
at TCU	1/9												
West Virginia	1/12												
at Texas Tech	1/16												
Kansas	1/18												
at Oklahoma State	1/23												
Kansas State	1/27												
Auburn	1/30												
at Texas	2/2												
TCU	2/6												
at Oklahoma	2/10												
Texas Tech	2/13												
at West Virginia	2/15												
Oklahoma State	2/20												
Iowa State	2/23												
at Kansas	2/27												

TEAGUE'S UNC ASHEVILLE STATS

YEAR	GP-GS	MIN-AVG	FG-A	PCT	3FG-A	PCT	FT-A	PCT	OFF-DEF-TOT	AVG	PF-D	A	TO	B	S	TP	AVG
2016-17 (FR.)	33-32	1124-34.1	169-361	.468	70-154	.455	101-114	.886	18-133-151	4.6	46-0	90	31	7	36	509	15.4
2017-18 (SO.)	34-34	1200-35.3	181-433	.418	97-228	.425	110-127	.866	17-132-149	4.4	57-0	85	70	4	54	569	16.7
CAREER	67-66	2324-34.7	350-794	.441	167-382	.437	211-241	.876	35-265-300	4.5	103-0	175	101	11	90	1078	16.1

TEAGUE'S BAYLOR STATS

YEAR	GP-GS	MIN-AVG	FG-A	PCT	3FG-A	PCT	FT-A	PCT	OFF-DEF-TOT	AVG	PF-D	A	TO	B	S	TP	AVG
2019-20 (JR.)	28-28	913-32.6	120-300	.400	60-169	.355	89-105	.848	29-100-129	4.6	36-0	52	35	5	27	389	13.9
2020-21 (SR.)	4-4	118-29.5	21-46	.457	5-18	.278	9-11	.818	7-10-17	4.3	1-0	6	6	0	0	56	14.0
BU CAREER	32-32	1031-32.2	141-346	.408	65-187	.348	98-116	.845	36-110-146	4.6	37-0	58	41	5	27	445	13.9
NCAA CAREER	99-98	3355-33.9	491-1140	.431	232-569	.408	309-357	.866	71-375-446	4.5	140-0	233	142	16	117	1523	15.4



0 — FLO THAMBA

F • 6-10 • 245 • JR. • 2L

KINSHASA, CONGO (MOUNTAIN MISSION SCHOOL)

SEASON HIGHS

Points: — 6 vs. Louisiana-Lafayette (11/28/20)
FG: — 2 vs. Louisiana-Lafayette (11/28/20); vs. Illinois (12/2/20)
FGA: — 4 vs. Louisiana-Lafayette (11/28/20)
3FG: —
3FGA: —
FT: — 2 vs. Louisiana-Lafayette (11/28/20); vs. SFA (12/9/20)
FTA: — 4 vs. Louisiana-Lafayette (11/28/20)
Rebounds: — 7 vs. Louisiana-Lafayette (11/28/20)
Assists: —
Turnovers: — 1 vs. Louisiana-Lafayette (11/28/20); vs. SFA (12/9/20)
Blocks: — 1 vs. Washington (11/28/20)
Steals: —
Minutes Played: — 20 vs. Louisiana-Lafayette (11/28/20)

CAREER HIGHS

Points: — 11 vs. UT Martin (12/18/19)
FG: — 4 vs. UT Martin (12/18/19)
FGA: — 5 vs. Kansas (1/12/19)
3FG: —
3FGA: —
FT: — 3, four times
FTA: — 6 vs. UT Martin (12/18/19)
Rebounds: — 8 vs. UT Martin (12/18/19)
Assists: — 3 vs. TCU (2/2/19)
Turnovers: — 2, seven times
Blocks: — 4 vs. UT Martin (12/18/19)
Steals: — 1, seven times
Minutes Played: — 21, three times

MISCELLANEOUS

	20-21	CAREER	BU RECORD
Double-Figure Points:	—	1	1-0
Double-Figure Rebounds:	—	—	—
Double-Doubles:	—	—	—
2+ Blocks:	—	8	7-1
Led team in Points:	—	—	—
Led team in Rebounds:	1	2	2-0
Led team in Blocks:	—	8	6-2
Led team in Bench Points:	—	3	2-1

THAMBA NOTEBOOK


- Junior with 7-foot-5 wingspan, originally from Kinshasa, Congo; splits time with Jonathan Tchamwa Tchatchoua at 5-spot
- Started first 4 games of 2020-21 season (first career starts); had 6 points and 7 rebounds in 20 minutes vs. Louisiana (11/28)
- Played off bench in 19 of 30 games last season, totaling 43 points, 42 rebounds and 13 blocks in 172 minutes
- Saw 15 minutes of action in season finale last year at West Virginia, most in any Big 12 game last season
- Made pair of clutch free throws to give Bears 1-point lead with 4:55 left in comeback win at Oklahoma State (11/18/20)
- Recorded career-highs with 11 points (4-4 FGs), 8 rebounds, 4 blocks and 21 minutes vs. UT Martin (12/18/19)
- Came off bench in 33 of 34 games as freshman in 2018-19, including 15 games with double-digit minutes
- Born in Congo, lived in England, France and South Africa, emigrated to United States in 2014
- Averaged 14.0 points, 10.0 rebounds and 1.5 blocks as senior at Mountain Mission School in Grundy, Va.
- Late addition to 2018 signing class, ranked No. 243 overall and No. 34 center by 247Sports

2020-21 GAME-BY-GAME

OPPONENT	DATE	GS	MIN	FG	3FG	FT	OR-DR-TR	PF	A	T	B	S	PTS
vs. Louisiana-Lafayette	11/28	*	20	2-4	0-0	2-4	5-2-7	2	0	1	0	0	6
vs. Washington	11/29	*	15	0-1	0-0	0-2	1-1-2	2	0	0	1	0	0
vs. #5 Illinois	12/2	*	13	2-2	0-0	0-3	0-0-0	3	0	0	0	0	4
SFA	12/9	*	11	1-1	0-0	2-2	1-0-1	4	0	1	0	0	4
at Kansas State	12/19												
Arkansas Pine-Bluff	12/21												
Central Arkansas	12/29												
at Iowa State	1/2												
Oklahoma	1/6												
at TCU	1/9												
West Virginia	1/12												
at Texas Tech	1/16												
Kansas	1/18												
at Oklahoma State	1/23												
Kansas State	1/27												
Auburn	1/30												
at Texas	2/2												
TCU	2/6												
at Oklahoma	2/10												
Texas Tech	2/13												
at West Virginia	2/15												
Oklahoma State	2/20												
Iowa State	2/23												
at Kansas	2/27												

THAMBA'S CAREER STATS

YEAR	GP-GS	MIN-AVG	FG-A	PCT	3FG-A	PCT	FT-A	PCT	OFF-DEF-TOT	AVG	PF-D	A	TO	B	S	TP	AVG
2018-19 (FR.)	33-0	331-10.0	21-39	.538	0-0	.000	16-30	.533	31-41-72	2.2	57-1	11	24	21	6	58	1.8
2019-20 (SO.)	19-0	172-9.1	13-27	.481	0-0	.000	17-30	.567	14-28-42	2.2	33-1	2	7	13	1	43	2.3
2020-21 (JR.)	4-4	59-14.8	5-8	.625	0-0	.000	4-11	.364	7-3-10	2.5	11-0	0	2	1	0	14	3.5
CAREER	56-4	562-10.0	39-74	.527	0-0	.000	37-71	.521	52-72-124	2.2	101-2	13	33	35	7	115	2.1



5 — JORDAN TURNER

G/F • 6-8 • 195 • RFR. • SQ
HOUSTON, TEXAS (SUNRISE CHRISTIAN)

SEASON/CAREER HIGHS

Points: —
 FG: —
 FGA: — 1 vs. SFA (12/9/20)
 3FG: —
 3FGA: —
 FT: —
 FTA: —
 Rebounds: —
 Assists: —
 Steals: —
 Blocks: —
 Turnovers: — 1 vs. SFA (12/9/20)
 Minutes Played: — 4 vs. SFA (12/9/20)

MISCELLANEOUS

	20-21	BU RECORD
Double-Figure Points:	—	—
Double-Figure Rebounds:	—	—
Double-Doubles:	—	—
2+ Blocks:	—	—
Led team in Points:	—	—
Led team in Rebounds:	—	—
Led team in Blocks:	—	—
Led team in Assists:	—	—

TURNER NOTEBOOK

- Redshirt freshman wing from Houston, attended Sunrise Christian in Bel Aire, Kan. for final 2 prep seasons
- Elected to take voluntary redshirt and participate on practice squad during 2019-20 season
- Played first two collegiate games in Bears' trip to Las Vegas, seeing 2 minutes of late-game action in both games
- Ranked No. 11 recruit in Texas and No. 24 SF nationally in 2019 signing class by ESPN
- Played first two prep seasons at Global Learning Village in Houston
- Twin brother, Jalyn, is sophomore on Central Oklahoma basketball squad

2020-21 GAME-BY-GAME

OPPONENT	DATE	GS	MIN	FG	3FG	FT	OR-DR-TR	PF	A	T	B	S	PTS
vs. Louisiana-Lafayette	11/28		2	0-0	0-0	0-0	0-0-0	0	0	0	0	0	0
vs. Washington	11/29		2	0-0	0-0	0-0	0-0-0	0	0	0	0	0	0
vs. #5 Illinois	12/2			DNP									
SFA	12/9		4	0-1	0-0	0-0	0-0-0	1	0	1	0	0	0
at Kansas State	12/19												
Arkansas Pine-Bluff	12/21												
Central Arkansas	12/29												
at Iowa State	1/2												
Oklahoma	1/6												
at TCU	1/9												
West Virginia	1/12												
at Texas Tech	1/16												
Kansas	1/18												
at Oklahoma State	1/23												
Kansas State	1/27												
Auburn	1/30												
at Texas	2/2												
TCU	2/6												
at Oklahoma	2/10												
Texas Tech	2/13												
at West Virginia	2/15												
Oklahoma State	2/20												
Iowa State	2/23												
at Kansas	2/27												

TURNER'S CAREER STATS																	
YEAR	GP-GS	MIN-AVG	FG-A	PCT	3FG-A	PCT	FT-A	PCT	OFF-DEF-TOT	AVG	PF-D	A	TO	B	S	TP	AVG
2020-21 (RFR.)	3-0	8-2.7	0-1	.000	0-0	.000	0-0	.000	0-0-0	0.0	1-0	0	1	0	0	0	0.0
CAREER	3-0	8-2.7	0-1	.000	0-0	.000	0-0	.000	0-0-0	0.0	1-0	0	1	0	0	0	0.0



11 — MARK VITAL

G/F • 6-5 • 250 • SR. • 3L

LAKE CHARLES, LA. (ADVANCED PREP INT'L (TEXAS))

SEASON HIGHS

Points: — 8 vs. Washington (11/29/20)
 FG: — 4 vs. Washington (11/29/20)
 FGA: — 8 vs. Washington (11/29/20)
 3FG: —
 3FGA: — 1 vs. SFA (12/9/20)
 FT: — 2 vs. Illinois (12/2/20)
 FTA: — 3 vs. Washington (11/29/20)
 Rebounds: — 15 vs. Washington (11/29/20)
 Assists: — 4 vs. Washington (11/29/20)
 Turnovers: — 4 vs. Washington (11/29/20); vs. SFA (12/9/20)
 Blocks: — 3 vs. Washington (11/29/20)
 Steals: — 3 vs. Louisiana-Lafayette (11/28/20); vs. SFA (12/9/20)
 Minutes Played: — 27 vs. Washington (11/29/20); vs. Illinois (12/2/20)

CAREER HIGHS

Points: — 17 vs. Gonzaga (3/23/19)
 FG: — 7 vs. Gonzaga (3/23/19)
 FGA: — 13 vs. Kansas (1/12/19)
 3FG: — 1, seven times
 3FGA: — 4 vs. Jackson State (12/30/19)
 FT: — 7 vs. Texas (2/27/19)
 FTA: — 10 vs. Prairie View A&M (11/12/18); vs. Nicholls (11/16/18)
 Rebounds: — 17 at Arizona (12/15/18)
 Assists: — 8 vs. Oklahoma State (1/15/18)
 Turnovers: — 7 vs. Kansas (2/10/18)
 Blocks: — 3, six times
 Steals: — 5 vs. SFA (12/18/18)
 Minutes Played: — 41 vs. Texas (2/27/19)

MISCELLANEOUS

	20-21	CAREER	BU RECORD
Double-Figure Points:	—	25	15-10
Double-Figure Rebounds:	1	13	10-3
Double-Doubles:	—	2	2-0
5+ Assists:	—	8	7-1
2+ Blocks	1	20	15-5
Led team in Points:	—	3	0-3
Led team in Rebounds:	1	34	23-11
Led team in Assists:	—	18	11-8
Led team in Blocks:	1	21	14-7
Led team in Bench Points:	—	8	7-1

VITAL NOTEBOOK

- Bruising senior guard/forward from Lake Charles, La., sat out 2016-17 season before debuting in 2017-18
- Two-time All-Big 12 honoree (3rd Team in 2020, HM in 2019) and two-time Big 12 All-Defensive Team selection
- Tabbed as 1 of 4 finalists for 2020 Naismith Trophy Defensive Player of the Year
- Posted 15 rebounds, 8 points, 4 assists and 3 blocks in 27 minutes vs. Washington (11/29/20)
- Twice has posted as many rebounds as all opposing players combined – 11/29/20 vs. Washington (15-15), 12/15/18 at Arizona (17-14)
- Has scored in double-figures 25 times during BU career, has 13 games with double-digit rebounds and 2 double-doubles
- Has started 68 of team's last 78 games, across small forward, power forward and small-ball center
- Appeared in team-high 87 consecutive games before missing game vs. Texas Tech (3/2/20) due to knee injury
- Tied career-high with 3 blocks, including potential go-ahead layup with 1.5 seconds left in win over No. 18 Butler (12/10/19)
- Had career-high 17 points with 8 rebounds in 29 minutes of NCAA Tournament 2nd Round vs. Gonzaga (3/23/19)
- Went perfect 7-for-7 at foul line and posted 13 points, 8 rebounds and 3 assists in 84-83 OT win vs. Texas (2/27/17)
- Posted 2nd career double-double with career-high 15 points, 14 rebounds, 2 assists and 2 blocks in win vs. West Virginia (2/23/19)
- Had career-high 17 rebounds (9 offensive) in win at Arizona (12/15/18), out-rebounding all 9 Arizona players combined (14 rebounds)
- Played in all but one game vs. NCAA teams during BU career (missed vs. Randall in 2017-18 and vs. TTU in 2018-19)
- Committed to Baylor in September 2013, more than two years before signing day

2020-21 GAME-BY-GAME

OPPONENT	DATE	GS	MIN	FG	3FG	FT	OR-DR-TR	PF	A	T	B	S	PTS
vs. Louisiana-Lafayette	11/28	*	15	2-2	0-0	1-3	1-1-2	3	2	1	0	3	5
vs. Washington	11/29	*	27	4-8	0-0	0-0	7-8-15	2	4	4	3	0	8
vs. #5 Illinois	12/2	*	27	2-7	0-0	2-2	4-3-7	1	1	0	1	1	6
SFA	12/9	*	22	2-6	0-1	0-0	1-5-6	4	0	4	0	3	4
at Kansas State	12/19												
Arkansas Pine-Bluff	12/21												
Central Arkansas	12/29												
at Iowa State	1/2												
Oklahoma	1/6												
at TCU	1/9												
West Virginia	1/12												
at Texas Tech	1/16												
Kansas	1/18												
at Oklahoma State	1/23												
Kansas State	1/27												
Auburn	1/30												
at Texas	2/2												
TCU	2/6												
at Oklahoma	2/10												
Texas Tech	2/13												
at West Virginia	2/15												
Oklahoma State	2/20												
Iowa State	2/23												
at Kansas	2/27												

VITAL'S CAREER STATS

YEAR	GP-GS	MIN-AVG	FG-A	PCT	3FG-A	PCT	FT-A	PCT	OFF-DEF-TOT	AVG	PF-D	A	TO	B	S	TP	AVG
2016-17 (FR.)																	
2017-18 (FR.)	33-18	786-23.8	87-181	.481	1-10	.100	47-93	.505	75-109-184	5.6	73-0	71	68	21	26	222	6.7
2018-19 (SO.)	34-34	943-27.7	89-192	.464	4-22	.182	64-121	.529	121-124-245	7.2	99-4	68	61	31	35	246	7.2
2019-20 (JR.)	29-23	755-26.0	73-159	.459	2-17	.118	28-67	.418	85-96-181	6.2	78-3	53	41	17	50	176	6.1
2020-21 (SR.)	4-4	91-22.8	10-23	.435	0-1	.000	3-5	.600	13-17-30	7.5	10-0	7	9	4	7	23	5.8
CAREER	100-79	2575-25.8	259-555	.467	7-50	.140	142-286	.497	294-346-640	6.4	7	199	179	73	118	667	6.7

2020-21 SEASON STATISTICS



**2020-21 Baylor Men's Basketball
Season Box Score
All games**

Page 1/1
as of Dec 10, 2020

Game Records

Record	Overall	Home	Away	Neutral
ALL GAMES	4-0	1-0	0-0	3-0
CONFERENCE	0-0	0-0	0-0	0-0
NON-CONFERENCE	4-0	1-0	0-0	3-0

Team Box Score

No.	Player	Total			3-Point		F-Throw		Rebounds													
		GP-GS	MIN	AVG	FG-FGA	FG%	3FG-FGA	3FG%	FT-FTA	FT%	OFF	DEF	TOT	AVG	PF	DQ	A	TO	BLK	STL	PTS	AVG
10	FLAGLER, Adam	4-0	105:36	26.4	21-38	.553	12-25	.480	7-8	.875	4	7	11	2.8	7	0	12	4	0	3	61	15.3
12	BUTLER, Jared	4-4	108:03	27.0	24-50	.480	9-19	.474	4-5	.800	2	11	13	3.3	6	0	19	11	3	9	61	15.3
31	TEAGUE, MaCio	4-4	117:58	29.5	21-46	.457	5-18	.278	9-11	.818	7	10	17	4.3	1	0	6	6	0	0	56	14.0
45	MITCHELL, Davion	4-4	120:06	30.0	18-31	.581	8-14	.571	6-10	.600	3	12	15	3.8	9	0	27	11	1	10	50	12.5
23	TCHAMWA TCHATCHOUA, Jonathan	4-0	79:53	20.0	14-24	.583	0-0	.000	12-14	.857	12	19	31	7.8	12	0	1	4	2	0	40	10.0
24	MAYER, Matthew	4-0	53:42	13.4	12-26	.462	4-7	.571	3-6	.500	5	9	14	3.5	4	0	4	4	4	3	31	7.8
4	CRYER, LJ	3-0	42:15	14.1	7-12	.583	6-10	.600	3-4	.750	1	3	4	1.3	3	0	4	1	0	3	23	7.7
11	VITAL, Mark	4-4	91:14	22.8	10-23	.435	0-1	.000	3-5	.600	13	17	30	7.5	10	0	7	9	4	7	23	5.8
0	THAMBA, Flo	4-4	57:50	14.5	5-8	.625	0-0	.000	4-11	.364	7	3	10	2.5	11	0	0	2	1	0	14	3.5
35	PATERSON, Mark	2-0	03:05	1.5	1-1	1.000	0-0	.000	0-0	.000	0	0	0	0.0	2	0	0	0	0	0	2	1.0
32	LOVEDAY, Zach	3-0	09:35	3.2	1-1	1.000	0-0	.000	0-0	.000	0	2	2	0.7	1	0	0	0	0	1	2	0.7
5	TURNER, Jordan	3-0	07:38	2.5	0-1	.000	0-0	.000	0-0	.000	0	0	0	0.0	1	0	0	1	0	0	0	0.0
13	MOFFATT, Jackson	2-0	03:05	1.5	0-3	.000	0-0	.000	0-1	.000	0	1	1	0.5	0	0	0	0	0	0	0	0.0
Team											5	4	9									
Total		4	800		134-264	.508	44-94	.468	51-75	.680	59	98	157	39.3	67	0	80	53	15	36	363	90.8
Opponents		4	800		95-216	.440	19-70	.271	46-71	.648	34	82	116	29.0	75	2	44	80	17	26	255	63.8

Score by Periods

Team	1st	2nd	OT	TOT
Baylor	160	203	0	363
Opponents	116	139	0	255

GAME 1: #2 BAYLOR 112, LOUISIANA-LAFAYETTE 82



Official Basketball Box Score - Final
Louisiana at Baylor
 11/28/20 T-Mobile Arena, Las Vegas
 2020-21 Men's Basketball

Game Time: 5:00 PM
 Game Duration: 1:50

Officials: Gerry Pollard, Tony Padilla, Chris Rastatter

Louisiana - 82

Record: 0-1

NO.	Name	Min	FG			Rebounds			Fouls		TP	AS	TO	ST	Blocks		+/-
			M-A	3P M-A	FT M-A	OR	DR	TOT	PF	FD					BS	BA	
23	Dou Gueye	F 24:15	2-9	0-1	2-2	2	6	8	2	2	6	3	3	0	0	0	-25
10	Theo Akwuba	C 33:19	9-9	1-1	3-4	4	4	8	3	5	22	1	2	0	2	0	-27
0	Cedric Russell	G 33:01	10-17	3-8	3-4	0	3	3	1	2	26	1	5	1	0	0	-20
13	Mylik Wilson	G 33:19	4-12	0-3	0-0	0	3	3	2	1	8	2	2	2	1	1	-30
41	Brayan Au	G 35:42	5-8	2-5	4-5	0	3	3	1	3	16	1	5	1	0	0	-28
35	Isaiah Richards	12:39	1-3	0-0	0-1	0	1	1	5	1	2	1	1	1	0	0	-2
1	Devin Butts	14:52	1-1	0-0	0-0	0	1	1	1	0	2	1	1	0	0	0	-13
22	Kentrell Garnett	12:53	0-2	0-1	0-0	0	0	0	0	0	0	2	0	0	0	0	-5
Team						0	2	2			0						
Totals			32-61	6-19	12-16	6	23	29	15	14	82	12	19	5	3	1	-30

Shooting By Period		
1st	FG%	14-30 46.7%
	3PT%	2-10 20.0%
	FT%	10-12 83.3%
2nd	FG%	18-31 58.1%
	3PT%	4-9 44.4%
	FT%	2-4 50%
GM	FG%	32-61 52.5%
	3PT%	6-19 31.6%
	FT%	12-16 75.0%

Dead Ball Rebounds: 1, 0

Technical Fouls: NONE

Baylor - 112

Record: 1-0

NO.	Name	Min	FG			Rebounds			Fouls		TP	AS	TO	ST	Blocks		+/-
			M-A	3P M-A	FT M-A	OR	DR	TOT	PF	FD					BS	BA	
0	Flo Thamba	F 20:02	2-4	0-0	2-4	5	2	7	2	2	6	0	1	0	0	0	16
11	Mark Vital	F 15:12	2-2	0-0	1-3	1	1	2	3	2	5	2	1	3	0	0	17
12	Jared Butler	G 27:41	7-13	3-5	0-0	0	3	3	2	0	17	4	2	3	1	1	19
31	MaCio Teague	G 31:46	9-18	3-7	0-0	2	5	7	0	1	21	4	2	0	0	1	22
45	Davion Mitchell	G 26:58	7-9	2-2	2-4	0	4	4	3	6	18	6	1	3	0	0	30
10	Adam Flagler	28:19	5-9	2-5	0-0	1	2	3	2	1	12	7	0	0	0	0	21
23	Jonathan Tchamwa Tchatchoua	15:34	2-5	0-0	2-2	1	6	7	3	2	6	0	2	0	0	0	12
24	Matthew Mayer	12:44	4-10	0-1	0-0	2	1	3	0	1	8	1	1	0	0	0	3
4	LJ Cryer	14:53	6-9	5-7	0-0	0	2	2	0	0	17	1	0	2	0	1	8
32	Zach Loveday	04:24	1-1	0-0	0-0	0	0	0	0	0	2	0	0	1	0	0	2
5	Jordan Turner	02:27	0-0	0-0	0-0	0	0	0	0	0	0	0	0	0	0	0	0
Team						3	0	3			0						
Totals			45-80	15-27	7-13	15	26	41	15	15	112	25	10	12	1	3	30

Shooting By Period		
1st	FG%	22-39 56.4%
	3PT%	9-15 60.0%
	FT%	0-2 0%
2nd	FG%	23-41 56.1%
	3PT%	6-12 50.0%
	FT%	7-11 63.6%
GM	FG%	45-80 56.3%
	3PT%	15-27 55.6%
	FT%	7-13 53.8%

Dead Ball Rebounds: 3, 0

Technical Fouls: Vital 1st 10:04

	LOU	BAY
Biggest lead	4 (1 st 18:45)	33 (2 nd 4:25)
Best Scoring Run	6 (1 st 13:18)	15 (1 st 4:22)
Lead Changes	1	
Times Tied	0	
Time with Lead	01:32	37:27

	LOU	BAY
Points from		
Turnovers	15	30
Paint	40	52
Second Chance	7	19
Fast Breaks	6	13
Bench	4	45

	Period by Period Scoring		
	1st	2nd	TOT
LOU	40	42	82
BAY	53	59	112

GAME 2: #2 BAYLOR 86, WASHINGTON 52



Official Basketball Box Score - Final
Washington at Baylor
 11/29/20 T-Mobile Arena, Las Vegas
 2020-21 Men's Basketball

Game Time: 3:00 PM
 Game Duration: 1:47

Officials: Tony Padilla, Gerry Pollard, Chris Rastatter

Washington - 52

Record: 0-1

NO. Name	Min	FG			Rebounds			Fouls		TP	AS	TO	ST	Blocks		+/-
		M-A	3P	FT	OR	DR	TOT	PF	FD					BS	BA	
1 Nate Roberts	F 29:10	3-7	0-0	0-0	2	3	5	3	0	6	0	2	1	4	2	-36
13 Hameir Wright	F 13:34	1-3	0-2	0-0	1	0	1	5	1	2	1	2	1	0	0	-4
5 Jamal Bey	G 24:01	2-4	1-3	3-3	1	1	2	0	3	8	0	1	0	1	1	-29
10 Erik Stevenson	G 25:19	2-6	2-5	2-2	0	0	0	2	2	8	1	4	3	0	2	-18
55 Quade Green	G 24:13	1-5	0-3	0-0	0	0	0	0	1	2	2	2	2	0	0	-22
0 Marcus Tsohonis	14:16	0-3	0-1	0-0	0	1	1	0	2	0	4	1	0	0	0	-14
33 J'Raun Brooks	14:13	3-6	0-1	0-0	0	2	2	0	0	6	0	0	0	0	0	-15
21 RaeQuan Battle	29:27	3-11	2-8	2-3	0	3	3	1	2	10	3	1	1	1	0	-20
4 Nate Pryor	11:23	2-5	0-1	0-2	0	0	0	0	1	4	0	0	0	0	1	-1
22 Cole Bajema	11:54	1-1	0-0	2-2	0	1	1	2	2	4	0	0	0	0	0	-8
52 Riley Sorn	02:30	1-1	0-0	0-0	0	0	0	1	0	2	1	0	0	0	0	-3
Team					1	3	4			0		1				
Totals		19-52	5-24	9-12	5	14	19	14	14	52	12	14	8	6	6	-34

Shooting By Period		
1st FG%	8-26	30.8%
3PT%	4-16	25.0%
FT%	4-4	100%
2nd FG%	11-26	42.3%
3PT%	1-8	12.5%
FT%	5-8	62.5%
GM FG%	19-52	36.5%
3PT%	5-24	20.8%
FT%	9-12	75.0%

Dead Ball Rebounds: 2, 1

Technical Fouls: NONE

Baylor - 86

Record: 1-0

NO. Name	Min	FG			Rebounds			Fouls		TP	AS	TO	ST	Blocks		+/-
		M-A	3P	FT	OR	DR	TOT	PF	FD					BS	BA	
0 Flo Thamba	F 15:05	0-1	0-0	0-2	1	1	2	2	4	0	0	0	0	1	0	7
11 Mark Vital	F 26:36	4-8	0-0	0-0	7	8	15	2	1	8	4	4	0	3	2	24
12 Jared Butler	G 25:53	8-12	4-7	0-0	0	3	3	3	1	20	5	3	2	1	0	25
31 MaCio Teague	G 29:27	6-12	2-6	1-2	3	3	6	0	1	15	1	2	0	0	1	28
45 Davion Mitchell	G 31:21	2-8	1-5	1-2	1	3	4	1	2	6	7	4	1	0	0	32
10 Adam Flagler	24:25	6-11	5-9	0-0	2	1	3	1	1	17	1	1	0	0	1	22
23 Jonathan Tchamwa Tchatchoua	19:29	5-9	0-0	2-2	4	5	9	2	2	12	1	1	0	1	1	29
24 Matthew Mayer	10:55	2-4	1-2	1-2	2	2	4	1	1	6	2	1	0	0	1	6
4 LJ Cryer	09:53	0-0	0-0	0-0	0	0	0	1	0	0	0	0	0	0	0	-3
5 Jordan Turner	01:44	0-0	0-0	0-0	0	0	0	0	0	0	0	0	0	0	0	0
13 Jackson Moffatt	01:44	0-1	0-0	0-1	0	1	1	0	1	0	0	0	0	0	0	0
32 Zach Loveday	01:44	0-0	0-0	0-0	0	1	1	0	0	0	0	0	0	0	0	0
35 Mark Paterson	01:44	1-1	0-0	0-0	0	0	0	1	0	2	0	0	0	0	0	0
Team					1	1	2			0		0				
Totals		34-67	13-29	5-11	21	29	50	14	14	86	21	16	3	6	6	34

Shooting By Period		
1st FG%	14-29	48.3%
3PT%	6-13	46.2%
FT%	4-6	66.7%
2nd FG%	20-38	52.6%
3PT%	7-16	43.8%
FT%	1-5	20%
GM FG%	34-67	50.7%
3PT%	13-29	44.8%
FT%	5-11	45.5%

Dead Ball Rebounds: 3, 0

Technical Fouls: NONE

	WAS	BAY
Biggest lead	0 (1 st 20:00)	37 (2 nd 2:10)
Best Scoring Run	7 (1 st 6:13)	15 (1 st 9:55)
Lead Changes	0	
Times Tied	0	
Time with Lead	00:00	38:15

	WAS	BAY
Points from		
Turnovers	9	11
Paint	26	34
Second Chance	7	24
Fast Breaks	10	10
Bench	26	37

	Period by Period Scoring		
	1st	2nd	TOT
WAS	24	28	52
BAY	38	48	86

GAME 3: #2 BAYLOR 82, #5 ILLINOIS 69



Official Basketball Box Score - Final

Illinois at Baylor

12/02/20 Bankers Life Fieldhouse, Indianapolis
Jimmy V Classic

Game Time: 10:00 PM

Game Duration: 1:58

Officials: Doug Simmons, Keith Kimble, Ray Natili

Illinois - 69

Record: 3-1

NO.	Name	Min	FG			Rebounds			Fouls		TP	AS	TO	ST	Blocks		+/-
			M-A	M-A	M-A	OR	DR	TOT	PF	FD					BS	BA	
21	Kofi Cockburn	C 17:35	3-4	0-0	1-3	1	3	4	4	2	7	0	0	0	1	0	-2
1	Trent Frazier	G 32:49	3-6	2-4	0-0	0	5	5	1	2	8	3	5	1	0	1	-3
11	Ayo Dosunmu	G 38:06	6-18	2-3	4-5	1	5	6	3	3	18	5	3	1	0	1	-15
20	Da'Monte Williams	G 32:34	2-3	1-2	1-2	2	5	7	2	1	6	0	1	0	0	0	-8
44	Adam Miller	G 30:51	2-11	0-6	0-0	0	2	2	2	0	4	1	1	0	0	1	-9
5	Andre Curbelo	16:05	3-6	1-1	4-4	0	2	2	4	4	11	4	1	0	0	1	-17
15	Giorgi Bezhanishvili	24:34	7-10	1-1	0-0	3	1	4	3	2	15	1	1	1	2	0	-4
33	Coleman Hawkins	05:22	0-1	0-1	0-2	2	1	3	0	1	0	0	0	0	1	0	-8
3	Jacob Grandison	02:04	0-0	0-0	0-0	0	0	0	1	1	0	2	0	0	0	1	
Team						2	0	2			0						
Totals			26-59	7-18	10-16	11	24	35	20	16	69	16	12	3	4	4	-13

Shooting By Period		
1 st	FG%	13-32 40.6%
	3PT%	3-10 30.0%
	FT%	1-6 16.7%
2 nd	FG%	13-27 48.1%
	3PT%	4-8 50.0%
	FT%	9-10 90%
GM	FG%	26-59 44.1%
	3PT%	7-18 38.9%
	FT%	10-16 62.5%

Dead Ball Rebounds: 3, 0

Technical Fouls::NONE

Baylor - 82

Record: 3-0

NO.	Name	Min	FG			Rebounds			Fouls		TP	AS	TO	ST	Blocks		+/-
			M-A	M-A	M-A	OR	DR	TOT	PF	FD					BS	BA	
0	Flo Thamba	F 12:34	2-2	0-0	0-3	0	0	0	3	2	4	0	0	0	0	0	14
11	Mark Vital	F 27:28	2-7	0-0	2-2	4	3	7	1	4	6	1	0	1	1	1	-3
12	Jared Butler	G 30:34	6-18	0-4	0-1	2	3	5	1	1	12	3	3	3	1	0	4
31	MaCio Teague	G 31:05	4-10	0-2	3-4	1	1	2	0	2	11	0	0	0	0	1	0
45	Davion Mitchell	G 30:55	5-8	4-5	1-2	1	3	4	4	3	15	7	3	2	0	1	17
10	Adam Flagler	29:30	6-11	2-6	4-4	1	2	3	3	3	18	3	0	0	0	0	14
23	Jonathan Tchamwa Tchatchoua	23:57	2-4	0-0	5-6	6	3	9	4	4	9	0	1	0	0	1	-2
24	Matthew Mayer	13:57	3-6	1-1	0-2	1	6	7	0	1	7	0	0	1	2	0	21
Team						0	1	1			0						
Totals			30-66	7-18	15-24	16	22	38	16	20	82	14	7	7	4	4	13

Shooting By Period		
1 st	FG%	12-33 36.4%
	3PT%	2-7 28.6%
	FT%	5-10 50%
2 nd	FG%	18-33 54.5%
	3PT%	5-11 45.5%
	FT%	10-14 71.4%
GM	FG%	30-66 45.5%
	3PT%	7-18 38.9%
	FT%	15-24 62.5%

Dead Ball Rebounds: 5, 3

Technical Fouls::NONE

	ILL	BAY
Biggest lead	2 (1 st 15:34)	16 (2 nd 6:13)
Best Scoring Run	7 (2 nd 3:50)	9 (2 nd 7:24)
Lead Changes	14	
Times Tied	10	
Time with Lead	06:43	24:48

	ILL	BAY
Points from		
Turnovers	8	17
Paint	30	38
Second Chance	7	24
Fast Breaks	14	10
Bench	26	34

	Period by Period Scoring		
	1st	2nd	TOT
ILL	30	39	69
BAY	31	51	82

GAME 4: #2 BAYLOR 83, SFA 52



Official Basketball Box Score - Final
SFA at Baylor
 12/09/20 Ferrell Center, Waco
 2020-21 Men's Basketball

Game Time: 7:00 PM
 Game Duration: 2:18
 Attendance: 2,350

Officials: Brian O'Connell, Olandis Poole, Kerby Sitton

SFA - 52 Record: 3-1

NO.	Name	Min	FG			Rebounds			Fouls		TP	AS	TO	ST	Blocks		+/-
			M-A	M-A	M-A	OR	DR	TOT	PF	FD					BS	BA	
13	Calvin Solomon	F 27:07	2-3	0-0	0-5	2	5	7	4	6	4	0	3	2	0	1	-31
14	Gavin Kensmil	F 22:45	5-7	0-0	0-3	4	2	6	3	2	10	1	2	0	1	0	-19
2	Roti Ware	G 30:26	1-6	0-0	2-2	0	4	4	2	4	4	0	7	1	0	1	-20
3	Cameron Johnson	G 31:37	4-7	0-1	3-5	1	3	4	3	3	11	2	5	3	0	1	-35
4	David Kachelries	G 24:43	3-9	1-5	3-4	0	0	0	2	2	10	1	6	1	0	1	-28
11	Nigel Hawkins	17:21	0-2	0-0	2-2	0	2	2	3	1	2	0	3	1	0	0	-19
12	Charlie Daniels	13:44	1-1	0-0	0-0	2	1	3	3	0	2	0	3	1	0	0	-2
22	Nana Antwi-Boasiako	14:09	0-4	0-2	0-0	1	2	3	1	1	0	0	1	1	2	0	-4
1	Deandre Heckard	08:43	1-3	0-0	3-4	0	1	1	1	2	5	0	2	0	0	0	-2
35	Demiere Brown	02:15	0-1	0-1	0-0	1	0	1	2	0	0	0	2	0	0	0	-6
10	Elijah Elliott	04:02	0-0	0-0	2-2	0	1	1	1	1	2	0	1	0	0	0	6
15	Kharee McDaniel	02:18	1-1	0-0	0-0	0	0	0	1	0	2	0	0	0	1	0	3
21	Russell Hyman	00:50	0-0	0-0	0-0	0	0	0	0	0	0	0	0	0	0	0	2
Team						1	0	1			0		0				
Totals			18-44	1-9	15-27	12	21	33	26	22	52	4	35	10	4	4	-31

Shooting By Period		
1 st FG%	9-25	36.0%
3PT%	1-6	16.7%
FT%	3-9	33.3%
2 nd FG%	9-19	47.4%
3PT%	0-3	0.0%
FT%	12-18	66.7%
GM FG%	18-44	40.9%
3PT%	1-9	11.1%
FT%	15-27	55.6%

Dead Ball Rebounds: 3, 0

Technical Fouls: NONE

Baylor - 83 Record: 4-0

NO.	Name	Min	FG			Rebounds			Fouls		TP	AS	TO	ST	Blocks		+/-
			M-A	M-A	M-A	OR	DR	TOT	PF	FD					BS	BA	
0	Flo Thamba	F 10:09	1-1	0-0	2-2	1	0	1	4	3	4	0	1	0	0	0	15
11	Mark Vital	F 21:58	2-6	0-1	0-0	1	5	6	4	2	4	0	4	3	0	0	25
12	Jared Butler	G 23:55	3-7	2-3	4-4	0	2	2	0	5	12	7	3	1	0	1	23
31	MaCio Teague	G 25:40	2-6	0-3	5-5	1	1	2	1	3	9	1	2	0	0	0	28
45	Davion Mitchell	G 30:52	4-6	1-2	2-2	1	2	3	1	4	11	7	3	4	1	0	32
10	Adam Flagler	23:22	4-7	3-5	3-4	0	2	2	1	2	14	1	3	3	0	1	15
23	Jonathan Tchamwa Tchatchoua	20:53	5-6	0-0	3-4	1	5	6	3	4	13	0	0	0	1	0	9
4	LJ Cryer	17:29	1-3	1-3	3-4	1	1	2	2	2	6	3	1	1	0	0	12
24	Matthew Mayer	16:06	3-6	2-3	2-2	0	0	0	3	1	10	1	2	2	2	1	14
5	Jordan Turner	03:27	0-1	0-0	0-0	0	0	0	1	0	0	0	1	0	0	0	-6
32	Zach Loveday	03:27	0-0	0-0	0-0	0	1	1	1	0	0	0	0	0	0	0	-6
13	Jackson Moffatt	01:21	0-2	0-0	0-0	0	0	0	0	0	0	0	0	0	0	1	-3
35	Mark Paterson	01:21	0-0	0-0	0-0	0	0	0	1	0	0	0	0	0	0	0	-3
Team						1	2	3			0		0				
Totals			25-51	9-20	24-27	7	21	28	22	26	83	20	20	14	4	4	31

Shooting By Period		
1 st FG%	11-24	45.8%
3PT%	5-12	41.7%
FT%	11-13	84.6%
2 nd FG%	14-27	51.9%
3PT%	4-8	50.0%
FT%	13-14	92.9%
GM FG%	25-51	49.0%
3PT%	9-20	45.0%
FT%	24-27	88.9%

Dead Ball Rebounds: 1, 2

Technical Fouls: NONE

	SFA	BU
Biggest lead	2 (1 st 18:57)	37 (2 nd 4:10)
Best Scoring Run	5 (1 st 11:08)	12 (2 nd 18:05)
Lead Changes	3	
Times Tied	2	
Time with Lead	00:54	36:56

Points from	SFA	BU
Turnovers	10	40
Paint	34	32
Second Chance	12	9
Fast Breaks	9	15
Bench	13	43

	Period by Period Scoring		
	1st	2nd	TOT
SFA	22	30	52
BU	38	45	83

2020-21 TEAM GAME-BY-GAME



2020-21 Baylor Basketball
Baylor Team Game-by-Game (as of Dec 10, 2020)
All games



BIG 12 CONFERENCE

TEAM STATISTICS

Opponent	Date	Score	W	Total		3-Pointers		Free throws		Rebounds				pf	a	t/o	blk	stl	pts	avg
				fg-fga	pct	3fg-fga	pct	ft-fta	pct	off	def	tot	avg							
vs Louisiana	11/28/20	112-82	W	45-80	.563	15-27	.556	7-13	.538	15	26	41	41.0	15	25	10	1	12	112	112.0
vs Washington	11/29/20	86-52	W	34-67	.507	13-29	.448	5-11	.455	21	29	50	45.5	14	21	16	6	3	86	99.0
vs Illinois	12/02/20	82-69	W	30-66	.455	7-18	.389	15-24	.625	16	22	38	43.0	16	14	7	4	7	82	93.3
SFA	12/09/20	83-52	W	25-51	.490	9-20	.450	24-27	.889	7	21	28	39.2	22	20	20	4	14	83	90.8
Baylor		363		134-264	.508	44-94	.468	51-75	.680	59	98	157	39.2	67	80	53	15	36	363	90.8
Opponents		255		95-216	.440	19-70	.271	46-71	.648	34	82	116	29.0	75	44	80	17	26	255	63.8

Games played: 4
Points/game: 90.8
FG Pct: 50.8
3FG Pct: 46.8
FT Pct: 68.0

Rebounds/game: 39.2
Assists/game: 20.0
Turnovers/game: 13.3
Assist/turnover ratio: 1.5
Steals/game: 9.0
Blocks/game: 3.8

2020-21 OPPONENT GAME-BY-GAME



2020-21 Baylor Basketball
Baylor Opponent Game-by-Game (as of Dec 10, 2020)
All games



BIG 12 CONFERENCE

OPPONENT STATISTICS

Opponent	Date	Score	W	Total		3-Pointers		Free throws		Rebounds				pf	a	t/o	blk	stl	pts	avg
				fg-fga	pct	3fg-fga	pct	ft-fta	pct	off	def	tot	avg							
vs Louisiana	11/28/20	112-82	W	32-61	.525	6-19	.316	12-16	.750	6	23	29	29.0	15	12	19	3	5	82	82.0
vs Washington	11/29/20	86-52	W	19-52	.365	5-24	.208	9-12	.750	5	14	19	24.0	14	12	14	6	8	52	67.0
vs Illinois	12/02/20	82-69	W	26-59	.441	7-18	.389	10-16	.625	11	24	35	27.7	20	16	12	4	3	69	67.7
SFA	12/09/20	83-52	W	18-44	.409	1-9	.111	15-27	.556	12	21	33	29.0	26	4	35	4	10	52	63.8
Opponents		255		95-216	.440	19-70	.271	46-71	.648	34	82	116	29.0	75	44	80	17	26	255	63.8
Baylor		363		134-264	.508	44-94	.468	51-75	.680	59	98	157	39.2	67	80	53	15	36	363	90.8

Games played: 4
Points/game: 63.8
FG Pct: 44.0
3FG Pct: 27.1
FT Pct: 64.8

Rebounds/game: 29.0
Assists/game: 11.0
Turnovers/game: 20.0
Assist/turnover ratio: 0.6
Steals/game: 6.5
Blocks/game: 4.3

LAST SEASON VS. K-STATE IN MANHATTAN



Official Basketball Box Score - Final
Baylor at Kansas St.
 02/04/20 Bramlage Coliseum, Manhattan
 2019-20 Men's Basketball

Game Time: 2:00 AM
 Game Duration: 2:09
 Attendance: 8,888

Officials: John Higgins, Ray Natili, Michael Stephens

Baylor - 73

Record: 20-1 (9-0)

NO.	Name	Min	FG			Rebounds			Fouls		TP	AS	TO	ST	Blocks		+/-
			M-A	M-A	M-A	OR	DR	TOT	PF	FD					BS	BA	
11	Mark Vital	F 25:02	2-2	0-0	1-3	1	5	6	4	4	5	4	1	3	0	0	4
33	Freddie Gillespie	F 22:49	3-8	0-0	3-5	2	3	5	4	4	9	0	1	0	0	1	-6
12	Jared Butler	G 29:17	7-12	4-8	2-3	0	1	1	2	3	20	1	5	3	0	0	5
31	MaCio Teague	G 36:21	4-9	2-6	5-8	0	4	4	2	4	15	3	3	2	0	0	9
45	Davion Mitchell	G 32:30	5-7	1-2	2-4	0	1	1	5	3	13	7	2	2	0	0	13
24	Matthew Mayer	09:00	0-0	0-0	0-0	0	2	2	0	0	0	1	0	0	0	0	-2
2	Devonte Bando	28:13	2-7	2-6	0-2	2	5	7	1	1	6	1	2	1	0	0	-6
25	Tristan Clark	16:48	1-3	0-0	3-4	1	0	1	0	4	5	0	0	0	1	0	13
Team						2	2	4			0	0					
Totals			24-48	9-22	16-29	8	23	31	18	23	73	17	14	11	1	1	6

Shooting By Period		
1 st FG%	13-26	50.0%
3PT%	4-13	30.8%
FT%	3-8	37.5%
2 nd FG%	11-22	50.0%
3PT%	5-9	55.6%
FT%	13-21	61.9%
GM FG%	24-48	50.0%
3PT%	9-22	40.9%
FT%	16-29	55.2%

Dead Ball Rebounds: 4, 0

Technical Fouls::NONE

Kansas St. - 67

Record: 9-13 (2-7)

NO.	Name	Min	FG			Rebounds			Fouls		TP	AS	TO	ST	Blocks		+/-
			M-A	M-A	M-A	OR	DR	TOT	PF	FD					BS	BA	
14	Makol Mawien	F 25:57	4-6	0-0	2-2	0	8	8	3	2	10	2	4	1	1	0	0
20	Xavier Sneed	F 36:08	7-12	4-8	5-8	1	7	8	3	7	23	3	3	1	0	0	1
23	Montavious Murphy	F 21:52	3-4	1-1	3-3	0	1	1	3	2	10	0	0	0	0	0	0
3	DaJuan Gordon	G 26:48	1-5	0-2	0-0	3	1	4	2	0	2	1	2	0	0	0	-18
4	David Sloan	G 21:56	0-4	0-1	0-0	0	1	1	1	0	0	3	2	0	0	1	-10
2	Cartier Diarra	21:24	3-9	3-6	2-2	1	2	3	5	2	11	3	4	3	0	0	2
34	Levi Stockard III	13:45	1-2	0-0	0-0	1	2	3	2	2	2	0	0	0	0	0	-4
11	Antonio Gordon	10:06	1-1	0-0	1-2	0	1	1	1	1	3	0	0	0	0	0	-5
00	Mike McGuirl	22:04	2-5	0-3	2-2	0	0	0	4	2	6	2	1	0	0	0	4
Team						0	2	2			0	0					
Totals			22-48	8-21	15-19	6	25	31	24	18	67	14	16	5	1	1	-6

Shooting By Period		
1 st FG%	9-22	40.9%
3PT%	3-6	50.0%
FT%	7-8	87.5%
2 nd FG%	13-26	50.0%
3PT%	5-15	33.3%
FT%	8-11	72.7%
GM FG%	22-48	45.8%
3PT%	8-21	38.1%
FT%	15-19	78.9%

Dead Ball Rebounds: 1, 0

Technical Fouls:Diarra 1st13:10

	Baylor	KState
Biggest lead	16 (1 st 13:01)	0 (1 st 20:00)
Best Scoring Run	8(1 st 17:15)	11(1 st 7:30)
Lead Changes	0	
Times Tied	0	
Time with Lead	38:38	00:00

Points from	Baylor	KState
Turnovers	16	13
Paint	28	26
Second Chance	7	5
Fast Breaks	20	13
Bench	11	22

	Period by Period Scoring		
	1st	2nd	TOT
Baylor	33	40	73
KState	28	39	67

LAST SEASON VS. K-STATE IN WACO



Official Basketball Box Score - Final
Kansas St. at Baylor
 02/25/20 Ferrell Center, Waco
 2019-20 Men's Basketball

Game Time: 7:00 PM
 Game Duration: 2:02
 Attendance: 7,939

Officials: Doug Simrons, Tony Padilla, Jeb Hartness

Kansas St. - 66

Record: 9-19 (2-13)

NO.	Name	F	Min	FG			3P			FT			Rebounds			Fouls		TP	AS	TO	ST	Blocks		+/-
				M-A	M-A	M-A	M-A	M-A	OR	DR	TOT	PF	FD	OR	DR	TOT	BS					BA		
11	Antonio Gordon	F	13:11	0-1	0-0	0-0	0	1	1	0	0	0	0	0	0	0	1	2	0	0	0	0	-18	
14	Makol Mawien	F	22:06	1-3	0-1	6-7	1	5	6	4	5	8	0	2	0	1	0	2	0	1	0	0	-12	
20	Xavier Sneed	F	22:42	1-11	1-5	4-4	1	2	3	5	5	7	2	1	1	1	1	1	1	1	1	1	-10	
00	Mike McGuirl	G	19:36	3-7	3-3	1-2	0	1	1	3	1	10	0	0	1	0	0	1	0	0	0	0	-14	
2	Cartier Diarra	G	34:43	7-11	3-6	2-3	1	5	6	2	3	19	2	2	1	1	0	1	1	0	0	-33		
34	Levi Stockard III		15:37	2-2	0-0	0-0	2	0	2	2	0	4	0	3	2	0	0	0	0	0	0	0	-18	
3	DaJuan Gordon		29:45	5-8	0-2	2-3	1	1	2	4	3	12	1	4	2	0	1	0	1	0	1	-8		
4	David Sloan		26:04	2-5	0-0	0-0	0	2	2	1	0	4	5	2	0	1	2	0	1	2	0	-2		
24	Pierson McAtee		13:59	1-1	0-0	0-0	1	3	4	1	0	2	0	2	0	2	0	2	0	2	0	9		
45	Nigel Shadd		02:17	0-0	0-0	0-0	0	3	3	0	0	0	0	0	0	0	0	0	0	0	0	11		
Team							1	0	1			0			0									
Totals				22-49	7-17	15-19	8	23	31	22	17	66	11	18	7	6	4						-19	

Shooting By Period		
1 st FG%	9-20	45.0%
3PT%	3-8	37.5%
FT%	3-6	50%
2 nd FG%	13-29	44.8%
3PT%	4-9	44.4%
FT%	12-13	92.3%
GM FG%	22-49	44.9%
3PT%	7-17	41.2%
FT%	15-19	78.9%

Dead Ball Rebounds: 1, 0

Technical Fouls: NONE

Baylor - 85

Record: 25-2 (14-1)

NO.	Name	F	Min	FG			3P			FT			Rebounds			Fouls		TP	AS	TO	ST	Blocks		+/-
				M-A	M-A	M-A	M-A	M-A	OR	DR	TOT	PF	FD	OR	DR	TOT	BS					BA		
11	Mark Vital	F	14:09	1-3	0-0	0-0	2	2	4	3	0	2	0	0	1	0	0	1	0	1	0	1	17	
33	Freddie Gillespie	F	27:19	4-6	0-0	2-2	5	6	11	2	3	10	1	1	2	2	0	31					31	
12	Jared Butler	G	29:05	5-7	4-5	2-2	0	2	2	4	4	16	5	3	2	0	0	7					7	
31	MaCio Teague	G	24:41	4-10	3-7	2-2	1	2	3	1	4	13	2	1	2	0	25					25		
45	Davion Mitchell	G	32:35	5-9	2-5	2-2	0	3	3	2	3	14	10	4	0	0	26					26		
2	Devonte Bando		33:12	2-9	2-6	2-2	0	2	2	3	1	8	1	0	0	0	15					15		
00	Flo Thamba		12:41	1-2	0-0	0-0	0	1	1	1	1	2	0	0	0	1	-12					-12		
24	Matthew Mayer		19:57	6-7	2-3	5-6	0	4	4	0	5	19	0	1	1	12					12			
15	Obim Okeke		04:04	0-2	0-2	1-2	0	0	0	1	1	1	0	1	0	0	-15					-15		
13	Jackson Moffatt		02:17	0-2	0-0	0-0	0	0	0	0	0	0	0	0	0	0	-11					-11		
Team							0	0	0			0			0									
Totals				28-57	13-28	16-18	8	22	30	17	22	85	19	11	8	4	6						19	

Shooting By Period		
1 st FG%	16-30	53.3%
3PT%	8-15	53.3%
FT%	10-10	100%
2 nd FG%	12-27	44.4%
3PT%	5-13	38.5%
FT%	6-8	75%
GM FG%	28-57	49.1%
3PT%	13-28	46.4%
FT%	16-18	88.9%

Dead Ball Rebounds: 0, 0

Technical Fouls: NONE

	KSU	BAY
Biggest lead	0 (1 st 20:00)	34 (2 nd 12:45)
Best Scoring Run	16 (2 nd 0:47)	9 (1 st 14:55)
Lead Changes	0	
Times Tied	1	
Time with Lead	00:00	39:06

Points from	KSU	BAY
Turnovers	18	18
Paint	26	26
Second Chance	9	11
Fast Breaks	11	15
Bench	22	30

	Period by Period Scoring		
	1st	2nd	TOT
KSU	24	42	66
BAY	50	35	85

THE LAST TIME ...

THE LAST TIME A BAYLOR TEAM...

Scored 110 Points.....	112 vs. Louisiana-Lafayette (11/28/20)
Scored 100 Points.....	112 vs. Louisiana-Lafayette (11/28/20)
Scored 90 Points.....	112 vs. Louisiana-Lafayette (11/28/20)
Scored Fewer than 50 Points.....	44 at Kansas (11/14/13)
Won by 40 Points.....	44 vs. Central Arkansas (11/5/19)
Won by 30 Points.....	31 vs. SFA (12/9/20)
Shot 65 pct from floor.....	66.1 (41-62) vs. Texas Southern (12/14/17)
Shot 60 pct from floor.....	60.8 (31-51) vs. PVAMU (11/12/18)
Shot less than 30 pct from floor.....	29.8 (17-57) at TCU (1/10/15)
Shot 65 pct from 3FG.....	70.6 (12-17) vs. Central Arkansas (11/10/17)
Shot 60 pct from 3FG.....	60.0 (15-25) at Oklahoma State (1/14/19)
Shot less than 15 pct from 3FG.....	111 (2-18) vs. Ole Miss (11/23/18)
Shot less than 10 pct from 3FG.....	.083 (1-12) vs. TCU (1/2/18)
Made 15 3-point field goals.....	15 vs. Louisiana-Lafayette (11/28/20)
Failed to make a 3FG.....	0-8 at Texas Tech (2/21/90)
Shot 95 pct from FT line.....	100.0 (9-9) at Oklahoma State (2/6/18)
Shot 90 pct from FT line.....	93.8 (15-16) at Florida (1/25/20)
Shot less than 40 pct from FT line.....	27.3 (3-11) vs. Texas Southern (11/6/18)
Had 60 Rebounds.....	60 vs. Huston-Tillotson (1/21/15)
Had 55 Rebounds.....	58 vs. Savannah State (12/17/17)
Had 50 Rebounds.....	50 vs. Washington (11/29/20)
Had 25 Offensive Rebounds.....	26 vs. Kansas (1/12/19)
Had 20 Offensive Rebounds.....	21 vs. Washington (11/29/20)
Had 40 Defensive Rebounds.....	43 vs. Savannah State (12/17/17)
Had 35 Assists.....	40 vs. Hardin-Simmons (12/16/15)
Had 30 Assists.....	32 vs. Savannah State (12/17/17)
Had 25 Assists.....	25 vs. Louisiana-Lafayette (11/28/20)
Had 25 Turnovers.....	29 at West Virginia (1/10/17)
Had 20 Turnovers.....	20 vs. SFA (12/9/20)
Had fewer than 7 Turnovers.....	5 at Kansas (1/11/20)
Had fewer than 5 Turnovers.....	4 at West Virginia (2/22/14)
Had 16 Steals.....	16 vs. Savannah State (11/23/15)
Had 15 Steals.....	15 vs. Texas State (11/15/19)
Had 12 Steals.....	14 vs. SFA (12/9/20)
Had 12 Blocked Shots.....	12 vs. Louisiana-Lafayette (11/28/20)
Had 10 Blocked Shots.....	10 vs. TCU (2/2/19)
Had no Blocked Shots.....	at West Virginia (1/21/19)
Had two 20-point scorers.....	Mario Kegler (23), Devonte Bando (22) vs. West Virginia (2/13/19)
Had two 25-point scorers.....	Jo Lual-Acuil Jr. (31), Manu Lecomte (25) vs. Savannah State (12/17/17)
Had seven double-figure scorers.....	vs. Long Beach State (3/20/13)
Had six double-figure scorers.....	vs. Kansas State (1/22/18)
Had five double-figure scorers.....	vs. SFA (12/9/20)
Had all five starters score in double figures.....	vs. Oklahoma State (2/8/20)
Had all five starters score 15+ points.....	vs. Central Arkansas (11/10/17)
Had no players score in double figures.....	vs. Texas A&M (3/5/08)
Had no starters score in double figures.....	at Kansas State (3/3/18)
Had four players score 15+ points.....	vs. Louisiana-Lafayette (11/28/20)
Had five players score 15+ points.....	vs. Central Arkansas (11/10/17)
Had four players score 18+ points.....	vs. Savannah State (12/17/17)
Had four players with 5+ assists.....	vs. Savannah State (12/17/17)
Had two double-doubles.....	Freddie Gillespie (10p/11r), Davion Mitchell (14p/10a) vs. Kansas State (2/25/20)
Had two double-figure rebounders.....	Mark Vital (14), Mario Kegler (10) vs. West Virginia (2/23/19)
Scored 50-plus points in first half.....	53 vs. Louisiana-Lafayette (11/28/20)
Scored 50-plus points in second half.....	51 vs. Illinois (12/2/20)
Scored 50-plus points in both halves.....	vs. Louisiana-Lafayette (11/28/20)
Scored 60-plus points in first half.....	61 vs. Savannah State (12/17/17)
Scored 60-plus points in second half.....	60 at Iowa State (1/9/16)
Scored fewer than 20 points in 1st half.....	15 at Wichita State (12/1/18)
Scored fewer than 20 points in 2nd half.....	19 vs. Butler (12/20/19)
Overcame a 20-point deficit to win.....	vs. Louisville, trailed 32-10, won 66-63 (11/25/16)
Overcame a 15-pt deficit with less than 10 min left to win.....	vs. Texas, trailed 55-36, won 84-83 (2/27/19)
Overcame a 20-point deficit.....	vs. Mississippi State, trailed 40-20 (3/18/18)
Overcame a 15-point halftime deficit to win.....	vs. Louisville, trailed 39-24, won 66-63 (11/25/16)
Overcame a 10-point halftime deficit to win.....	vs. Texas, trailed 40-29, won 84-83 (2/27/19)
Overcame a 10-point 2nd half deficit to win on the road.....	at OSU, trailed 47-35, won 75-68 (1/18/20)
Won an OT game.....	71-68 vs. Texas Tech (3/2/20)
Lost an OT game.....	78-81 vs. TCU (1/2/18)
Won a 2OT game.....	74-73 at Texas (2/12/18)
Lost a 2OT game.....	84-91 to Colorado (3/13/08)
Won a 3OT game.....	Never
Lost a 3OT game.....	93-97 at SMU (1/9/88)
Won a 4OT game.....	96-95 vs. North Texas (12/17/88)
Lost a 4OT game.....	Never
Won a 5OT game.....	116-110 at Texas A&M (1/23/08)
Lost a 5OT game.....	Never

THE LAST TIME A BAYLOR PLAYER...

Recorded a Triple-Double (Pts/Reb/Ast).....	Kenny Chery (20/10/12) vs. Kansas State (2/15/14)
Recorded a Triple-Double (Pts/Reb/Blk).....	Ekpe Udoh (18/17/10) vs. Morgan State (1/6/10)
Recorded a Double-Double Off the Bench.....	Terry Maston (12p/10r) vs. TAMU-CC (11/13/17)
Recorded a Double-Double Before Halftime.....	King McClure (12p/10r) vs. George Mason (11/24/18)
Scored 35 Points.....	Makai Mason (40) vs. TCU (2/2/19)
Scored 30 Points.....	Jared Butler (30) vs. Central Arkansas (11/5/19)
Scored 30 Points in a Road Game.....	Jared Butler (31) at Kansas (3/9/19)
Scored 20 Points in a 1st Half.....	King McClure (20) at Oklahoma State (1/14/19)
Scored 25 Points in a 2nd Half.....	Makai Mason (27) vs. TCU (2/2/19)
Scored 20 Points in a 2nd Half.....	Jared Butler (23) at Kansas (3/9/19)
Scored 30 Points off the Bench.....	Nuni Omot (30) at Kansas State (3/3/18)
Scored 25 Points off the Bench.....	Terry Maston (26) vs. Mississippi State (3/18/18)
Scored 20 Points off the Bench.....	Devonte Bando (22) vs. West Virginia (2/23/19)
Made 5+ 3-pointers in a 1st Half.....	King McClure (6-7) at Oklahoma State (1/14/19)
Made 5+ 3-pointers in a 2nd Half.....	Makai Mason (6-8) vs. TCU (2/2/19)
Had 20 Rebounds.....	Jo Lual-Acuil Jr. (20) vs. Savannah State (12/17/17)
Had 15 Rebounds.....	Mark Vital (15) vs. Washington (11/29/20)
Had 8+ Offensive Rebounds.....	Freddie Gillespie (8) vs. Texas Tech (3/2/20)
Had 9+ Offensive Rebounds.....	Mark Vital (9) at Arizona (12/15/18)
Had 12 Rebounds in a Half.....	Johnathan Motley (14 in 2nd half) vs. Texas (1/17/17)
Had 10 Rebounds in a Half.....	King McClure (10 in 1st half) vs. George Mason (11/24/18)
Had 10 Assists.....	Davion Mitchell (10) vs. Kansas State (2/25/20)
Had 10+ Assists and 0 Turnovers.....	Jake Lindsey (11 AST/0 TO) vs. Kansas State (3/9/17)
Had 5 Blocked Shots.....	Freddie Gillespie (6) vs. TCU (2/1/20)
Had 6 Blocked Shots.....	Freddie Gillespie (6) vs. TCU (2/1/20)
Had 7 Blocked Shots.....	Jo Lual-Acuil Jr. (7) vs. Oklahoma (2/21/17)
Had 5 Steals.....	Jared Butler (5) vs. Ohio (11/21/19)
Had 6 Steals.....	Lester Medford (7) vs. Savannah State (11/23/15)
Played 40+ Minutes.....	Devonte Bando (43), Davion Mitchell (41), Jared Butler (40) vs. TTU (3/2/20)
Played 45+ Minutes.....	Jo Lual-Acuil Jr. (48) & Manu Lecomte (46) at Texas (2/12/18)
Made a Game-Winning Shot.....	Terry Maston (2FG) vs. Texas Tech, 59-57 (2/17/18)
Made a Game-Winning Shot in Final 10 Seconds.....	Jo Lual-Acuil Jr. (Dunk) at Texas, 74-73 2ot (2/12/18)
Made a Game-Winning Shot at Buzzer.....	Lester Medford (3FG) at Texas Tech, 63-60 (1/16/16)
Made a Game-Winning FT in Final 10 Seconds.....	Mario Kegler vs. Texas, 84-83 OT (2/29/19)

THE LAST TIME A BAYLOR OPPONENT...

Scored 100 Points.....	102 at Kansas (1/2/16)
Scored 90 Points.....	90 vs. Kansas State (1/22/18)
Scored Fewer than 50 Points at Home.....	45 at Texas (2/10/20)
Scored Fewer than 50 Points on the Road.....	44 vs. Texas (1/4/20)
Scored Fewer than 40 Points.....	39 vs. McNeese State (11/14/14)
Won by 30 Points.....	40 at Oklahoma (1/20/07)
Shot 65 pct from floor.....	66.1 (39-59) at Oklahoma (2/26/05)
Shot 60 pct from floor.....	62.0 (31-50) vs. Oklahoma (1/23/16)
Shot less than 25 pct from floor.....	23.4 (11-47) vs. Prairie View A&M (12/2/15)
Shot 55 pct from 3FG.....	55.7 (15-27) vs. Texas (2/27/19)
Shot less than 15 pct from 3FG.....	.111 (1-9) vs. SFA (12/9/20)
Made 15 3-point field goals.....	15 vs. Texas (2/27/19)
Shot 95 pct from FT line.....	95.7 (22-23) at Ole Miss (1/28/17)
Shot less than 50 pct from FT line.....	33.3 (5-15) vs. Texas (1/4/20)
Had 50 Rebounds.....	62 vs. Wake Forest (Anaheim) (11/30/08)
Had fewer than 20 Rebounds.....	19 vs. Washington (11/29/20)
Had 20 Offensive Rebounds.....	20 vs. Wagner (3/13/18)
Had 25 Assists.....	29 vs. Oklahoma (1/23/16)
Had 20 Turnovers.....	35 vs. SFA (12/9/20)
Had fewer than 5 Turnovers.....	4 at West Virginia (2/22/14)
Had 13 Steals.....	15 at West Virginia (1/10/17)
Had 12 Steals.....	12 vs. West Virginia (3/9/17)
Had 12+ Blocked Shots.....	13 vs. West Virginia (2/20/18)
Had 10+ Blocked Shots.....	10 at Kansas (11/11/20)
Had no Blocked Shots.....	at Oklahoma State (2/8/17)
Had two 20-point scorers.....	Cedric Russell (26), Theo Akwuba (22) vs. ULL (11/28/20)
Had three 20-point scorers.....	Abdel Nader (26), Georges Niang (24), Monte Morris (20) vs. Iowa State (2/16/16)
Had five double-figure scorers.....	vs. Oklahoma State (2/8/20)
Had four 15+ point scorers.....	at Texas (2/12/18)
Had no double-figure scorers.....	vs. Iowa State (1/15/20)
Had two double-figure rebounders.....	Kenrich Williams (12), Vlad Brodziansky (10) at TCU (1/21/17)
Scored 50-plus points in 1st half.....	51 at Texas A&M (12/19/15)
Scored 50-plus points in 2nd half.....	52 at West Virginia (3/7/20)
Scored 20 points or fewer in 1st half.....	16 at Texas (2/8/20)
Scored 20 points or fewer in 2nd half.....	20 vs. Texas (1/6/18)
Failed to make a 3FG.....	vs. Oklahoma, 0-12 (2/25/12)

THE LAST TIME A BAYLOR OPPOSING PLAYER

Scored 30 Points.....	Brandon Clarke (36) vs. Gonzaga (3/23/19)
Had 20 Rebounds.....	Jamahl Moseley (20) vs. Colorado [Kansas City] (3/8/01)
Had 15 Rebounds.....	Udoka Azubuike (19) vs. Kansas (2/22/20)
Had 10 Assists.....	Courtney Ramey (10) vs. Texas (2/27/19)
Had 8 Turnovers.....	Trae Young (8) vs. Oklahoma (2/27/18)
Had 7 Turnovers.....	Roti Ware (7) vs. SFA (12/9/20)
Had 8 Blocked Shots.....	Sagaba Konate (9) vs. West Virginia (2/20/18)
Had 7 Blocked Shots.....	Udoka Azubuike (7) at Kansas (1/11/20)
Had 6 Blocked Shots.....	Kevin Samuel (6) vs. TCU (2/1/20)
Had 5 Steals.....	Dedric Lawson (5) vs. Kansas (1/12/19)
Had 6 Steals.....	Jevon Carter (6) vs. West Virginia (3/9/18)

2020-21 INDIVIDUAL SUPERLATIVES

CATEGORY	BAYLOR	OPPONENT
Points Scored	21, MaCio Teague vs. ULL (11/28)	26, Cedric Russell vs. ULL (11/28)
Field Goals Made	9, MaCio Teague vs. ULL (11/28)	10, Cedric Russell vs. ULL (11/28)
FGs Attempted	18, MaCio Teague vs. ULL (11/28) 18, Jared Butler vs. Illinois (12/2)	18, Ayo Dosunmu vs. Illinois (12/2)
Highest FG % (min 5 made)	.778 (7-9), Davion Mitchell vs. ULL (11/28)	1.000 (9-9), Theo Akwuba vs. ULL (11/28)
3-Point FGs Made	5, LJ Cryer vs. ULL (11/28) 5, Adam Flagler vs. Washington (11/29)	3, Cedric Russell vs. ULL (11/28)
3-Point FGs Attempted	9, Adam Flagler vs. Washington (11/29)	8, Cedric Russell vs. ULL (11/28) 8, RaeQuan Battle vs. Washington (11/29)
3-Point FG % (min 5 att)	.800 (4-5), Davion Mitchell vs. Illinois (12/2) .714 (5-7), LJ Cryer vs. ULL (11/28)	.400 (2-5), Brayan Au vs. ULL (11/28) .400 (2-5), Erik Stevenson vs. Washington (11/29)
Free Throws Made	5, Jonathan Tchamwa Tchatchoua vs. Illinois (12/2) 5, MaCio Teague vs. SFA (12/9)	4, three players
Free Throws Attempted	6, Jonathan Tchamwa Tchatchoua vs. Illinois (12/2)	5, four players
Free Throw % (min 7 att)	—	—
Offensive Rebounds	7, Mark Vital vs. Washington (11/29)	4, Theo Akwuba vs. ULL (11/28) 4, Gavin Kensmil vs. SFA (12/9)
Defensive Rebounds	8, Mark Vital vs. Washington (11/29)	6, Dou Gueye vs. ULL (11/28)
Total Rebounds	15, Mark Vital vs. Washington (11/29)	8, Dou Gueye & Theo Akwuba vs. ULL (11/28)
Assists	7, Adam Flagler vs. ULL (11/28) 7, Davion Mitchell, three times 7, Jared Butler vs. SFA (12/9)	5, Ayo Dosunmu vs. Illinois (12/2)
Turnovers	4, Davion Mitchell vs. Washington (11/29) 4, Mark Vital vs. Washington (11/29) & vs. SFA (12/9)	7, Roti Ware vs. SFA (12/9)
Blocked Shots	3, Mark Vital vs. Washington (11/29)	4, Nate Roberts vs. Washington (11/29)
Steals	4, Davion Mitchell vs. SFA (12/9)	3, Erik Stevenson vs. Washington (11/29) 3, Cameron Johnson vs. SFA (12/9)
Minutes Played	32, MaCio Teague vs. ULL (11/28) & vs. Illinois (12/2)	38, Ayo Dosunmu vs. Illinois (12/2)
Fouls Drawn	6, Davion Mitchell vs. ULL (11/28)	6, Calvin Solomon vs. SFA (12/9)
Plus-Minus	+32, Davion Mitchell vs. Washington (11/29) & vs. SFA (12/9)	-1, Nate Pryor vs. Washington (11/29)

2020-21 TEAM SUPERLATIVES

BAYLOR HIGH	BAYLOR LOW	CATEGORY	OPPONENT HIGH	OPPONENT LOW
112 vs. ULL (11/28)	82 vs. Illinois (12/2)	Points Scored	82 vs. ULL (11/28)	52 vs. UW (11/29) & vs. SFA (12/9)
53 vs. ULL (11/28)	31 vs. Illinois (12/2)	Points, 1st Half	40 vs. ULL (11/28)	22 vs. SFA (12/9)
59 vs. ULL (11/28)	45 vs. SFA (12/9)	Points, 2nd Half	42 vs. ULL (11/28)	28 vs. Washington (11/29)
—	—	Points/Overtime	—	—
45 vs. ULL (11/28)	25 vs. SFA (12/9)	Field Goals Made	32 vs. ULL (11/28)	18 vs. SFA (12/9)
80 vs. ULL (11/28)	51 vs. SFA (12/9)	Field Goal Attempts	61 vs. ULL (11/28)	44 vs. SFA (12/9)
.563 (45-80) vs. ULL (11/28)	.455 (30-66) vs. Illinois (12/2)	FG Percentage	.525 (32-61) vs. ULL (11/28)	.365 (19-52) vs. Washington (11/29)
15 vs. ULL (11/28)	7 vs. Illinois (12/2)	3-Point FGs Made	7 vs. Illinois (12/2)	1 vs. SFA (12/9)
29 vs. Washington (11/29)	18 vs. Illinois (12/2)	3-Point FG Attempts	24 vs. Washington (11/29)	9 vs. SFA (12/9)
.556 (15-27) vs. ULL (11/28)	.389 (7-18) vs. Illinois (12/2)	3-Point FG Percentage	.389 (7-18) vs. Illinois (12/2)	.111 (1-9) vs. SFA (12/9)
24 vs. SFA (12/9)	5 vs. Washington (11/29)	Free Throws Made	15 vs. SFA (12/9)	9 vs. Washington (11/29)
27 vs. SFA (12/9)	11 vs. Washington (11/29)	Free Throw Attempts	27 vs. SFA (12/9)	12 vs. Washington (11/29)
.889 (24-27) vs. SFA (12/9)	.454 (5-11) vs. Washington (11/29)	Free Throw Percentage	.750, twice	.556 (15-27) vs. SFA (12/9)
21 vs. Washington (11/29)	7 vs. SFA (12/9)	Offensive Rebounds	12 vs. SFA (12/9)	5 vs. Washington (11/29)
29 vs. Washington (11/29)	21 vs. SFA (12/9)	Defensive Rebounds	24 vs. Illinois (12/2)	14 vs. Washington (11/29)
50 vs. Washington (11/29)	28 vs. SFA (12/9)	Total Rebounds	35 vs. Illinois (12/2)	19 vs. Washington (11/29)
25 vs. ULL (11/28)	14 vs. Illinois (12/2)	Assists	16 vs. Illinois (12/2)	4 vs. SFA (12/9)
20 vs. SFA (12/9)	7 vs. Illinois (12/2)	Turnovers	35 vs. SFA (12/9)	12 vs. Illinois (12/2)
6 vs. Washington (11/29)	1 vs. ULL (11/28)	Blocked Shots	6 vs. Washington (11/29)	3 vs. ULL (11/28)
14 vs. SFA (12/9)	3 vs. Washington (11/29)	Steals	10 vs. SFA (12/9)	3 vs. Illinois (12/2)
22 vs. SFA (12/9)	14 vs. Washington (11/29)	Fouls	26 vs. SFA (12/9)	14 vs. Washington (11/29)



2020-21

4-0

BIG 12

0-0

AP

2nd

COACHES

2nd

NET

-

#212 BAYLOR at KANSAS STATE | GAME 5
Dec. 19, 2020 (Manhattan, Kan. / Bramlage Coliseum)

Baylor Broadcast Notes

0
4
5
10
11
12
13
23
24
31
32
45



Flo Thamba

F • 6-10 • 245 • Jr. • Kinshasa, Congo

	MIN	PTS	REB	BLK	FG%	3FG%	FT%
SEA	14.5	3.5	2.5	0.3	.625	.000	.364
B12	—	—	—	—	—	—	—
CAR	10.0	2.1	2.2	0.6	.527	.000	.521

- Junior big man with 7-foot-5 wingspan, originally from Democratic Republic of the Congo
- Started all 4 games this season, made career-first start in season opener vs Louisiana-Lafayette
- Splitting time with Tchatchoua at 5-spot; played in 52 games off bench (12 DNP) over first 2 seasons
- Born in Congo, lived in England, France and South Africa, emigrated to United States in 2014
- Has blocked 35 shots over 562 career minutes played, good for 2.5 blocks/40 minutes



LJ Cryer

G • 6-1 • 185 • Fr. • Katy, Texas

	MIN	PTS	REB	AST	FG%	3FG%	FT%
SEA	14.1	7.7	1.3	1.3	.583	.600	.750
B12	—	—	—	—	—	—	—
CAR	14.1	7.7	1.3	1.3	.583	.600	.750

- True freshman guard from Katy, Texas, ranked as nation's No. 12 PG in 2020 HS class by ESPN
- Came off bench for 17 points and 2 steals in 15 minutes of first collegiate game vs. Louisiana
- Scored 3,488 points over high school career, 5th-most all-time in Texas public schools
- Averaged 34.2 points, 5.3 assists and 2.4 steals as HS senior, earning Class 6A All-State honors
- Parents both attended Grambling, father Lionel Sr. played football, mother Tamica played volleyball



Jordan Turner

G/F • 6-8 • 195 • RFr. • Houston, Texas

	MIN	PTS	REB	AST	FG%	3FG%	FT%
SEA	2.5	0.0	0.0	0.0	.000	.000	.000
B12	—	—	—	—	—	—	—
CAR	2.5	0.0	0.0	0.0	.000	.000	.000

- Redshirt freshman wing from Houston, attended Sunrise Christian in Bel Aire, Kan.
- Took voluntary redshirt during 2019-20 season, participated on team's practice squad
- Ranked No. 11 recruit in Texas and No. 24 SF nationally in 2019 signing class by ESPN
- Played first two prep seasons at Global Learning Village in Houston
- Twin brother, Jalyn, is sophomore on Central Oklahoma basketball squad



Adam Flagler

G • 6-3 • 180 • So. • Duluth, Ga.

	MIN	PTS	REB	AST	FG%	3FG%	FT%
SEA	26.4	15.3	2.8	3.0	.553	.480	.875
B12	—	—	—	—	—	—	—
CAR	30.2	15.8	3.3	1.4	.447	.393	.839

* Flagler's career stats include one season at Presbyterian

- Third-year sophomore, transfer from Presbyterian; led PC with 15.9 PPG as freshman in 2018-19
- Has made a 3FG in all 40 collegiate games, nation's 5th-longest active streak; multiple 3 FGs in last 9 gms
- 3.0 AST-TO (12a/4t) ratio this year after 1.07 A:T (45a/42t) as freshman at Presbyterian in 2018-19
- Posted game-high 18 points off bench (11 in 2nd half) in win over No. 5 Illinois (12/2/20)
- 12+ points off bench in each of first 4 games; has scored 10+ points in 36 of 40 career games



Mark Vital (VYE-tuhl)

G/F • 6-5 • 250 • Sr. • Lake Charles, La.

	MIN	PTS	REB	AST	FG%	3FG%	FT%
SEA	22.8	5.8	7.5	1.8	.435	.000	.600
B12	—	—	—	—	—	—	—
CAR	25.8	6.7	6.4	2.0	.467	.140	.497

- Bruising 5th-year forward, two-time All-Big 12 honoree and Big 12 All-Defensive Team selection
- Elected to return for final year to complete college degree, will become family's first college graduate
- 15 rebounds, 8 pts, 4 assts, 3 blks vs. Washington, matching UW players' combined rebounds (15-15)
- 1 of 4 finalists for 2020 Naismith Trophy Defensive Player of Year
- Had career-high 17 points with 8 rebounds in 29 min of 2019 NCAA Tournament 2nd Round vs. Gonzaga



Jared Butler

G • 6-3 • 195 • Jr. • Reserve, La.

	MIN	PTS	REB	AST	FG%	3FG%	FT%
SEA	27.0	15.3	3.3	4.8	.480	.474	.800
B12	—	—	—	—	—	—	—
CAR	28.4	13.1	3.2	3.0	.415	.372	.784

- 2020 All-American (3rd Team), went through draft process and elected to return for junior season
- Led team in scoring in 18 of last 33 games and in 24 times during collegiate career; started last 54 games
- Ranked as nation's No. 5 player by CBS Sports and No. 2 nationally among guards by The Athletic
- On career-long streak of 11 straight gms with double-figure scoring – 17.7 ppg, 44% 3FGs during streak
- Had 31 points at Allen Fieldhouse as freshman, then had 22 to lead BU to first win at KU as sophomore



Jackson Moffatt

G/F • 6-7 • 200 • So. • Magnolia, Texas

	MIN	PTS	REB	AST	FG%	3FG%	FT%
SEA	1.5	0.0	0.5	0.0	.000	.000	.000
B12	—	—	—	—	—	—	—
CAR	2.0	0.0	0.3	0.0	.000	.000	.000

- Third-year sophomore walk-on wing from Magnolia High School; took voluntary redshirt in 2018-19
- Has appeared in 8 career games, totaling 2 rebounds and 1 steal in 16 minutes
- Scored 2,066 points during prep career, becoming Magnolia's all-time leading scorer
- 3-time first-team All-District 20-5A honoree and 2-time TABC All-Region selection
- Holds MHS record for single-game scoring with 45-point game



Jonathan Tchamwa Tchatchoua (CHAWM-wuh CHAT-chew-wuh)

F • 6-8 • 245 • So. • Douala, Cameroon

	MIN	PTS	REB	BLK	FG%	3FG%	FT%
SEA	20.0	10.0	7.8	0.5	.583	.000	.857
B12	—	—	—	—	—	—	—
CAR	14.1	4.2	3.9	0.7	.500	.000	.724

* Tchamwa Tchatchoua's career stats include one season at UNLV

- Third-year sophomore big man, transferred to BU after one season at UNLV; on practice squad last season
- 34 points & 24 rebounds in 64 minutes off bench over last 3 games; career-high 13 pts Weds vs. SFA
- Born in Cameroon, moved to Australia for final two years of high school (NBA Global Academy)
- Played 31 games (11 starts) as freshman at UNLV, averaged 3.4 ppg, 3.5 rpg, 0.7 bpg in 13.3 mpg
- Posted double-double with 13 points, 12 rebounds in just 16 minutes of win vs. Colorado State (11/21/19)



Matthew Mayer (MYE-er)

G/F • 6-9 • 225 • Jr. • Austin, Texas

	MIN	PTS	REB	AST	FG%	3FG%	FT%
SEA	13.4	7.8	3.5	1.0	.462	.571	.500
B12	—	—	—	—	—	—	—
CAR	11.8	4.9	2.0	0.8	.380	.350	.659

- Junior wing with length, range and quick release, provides instant offense off bench
- Posted career-high 19 points in 20 minutes off bench last time Baylor faced K-State (Waco on Feb. 25)
- Last 11 Games: 8.5 ppg in 14.8 mpg, shooting 52% (36-69), including 59% on 2-point FGs (27-46)
- 11 career games with 10+ pts off bench, including 4 of last 11 gms (13-WVU, 10-KU, 19-KSU, 10-SFA)
- 4-star recruit from Austin's Westlake High School, ranked among top-100 recruits nationally in 2018 class



MaCio Teague (may-SEE-oh)

G • 6-4 • 195 • Sr. • Cincinnati, Ohio

	MIN	PTS	REB	AST	FG%	3FG%	FT%
SEA	29.5	14.0	4.3	1.5	.457	.278	.818
B12	—	—	—	—	—	—	—
CAR	33.9	15.4	4.5	2.4	.431	.408	.866

* Teague's career stats include two seasons at UNC Asheville

- 5th-year senior, all-conference in all 3 seasons (Big South 1st team in 17 & 18, Big 12 2nd team in 20)
- BU is 24-1 when he scores 10+ points (9.5 ppg in 4 losses - 8 vs. UW, 8 vs. KU, 13 at TCU, 9 at WVU)
- Ranks 12th among active D1 players with 229 career 3FGM, ranks 44th with .417 career 3-point pct.
- Led team in scoring with 15+ points in 6 straight games before breaking wrist at Texas (2/10/20)
- Missed only 2 games with broken wrist, hit game-winning stepback 3-pointer in OT vs. Texas Tech



Zach Loveday

F • 7-0 • 215 • Fr. • Gallipolis, Ohio

	MIN	PTS	REB	BLK	FG%	3FG%	FT%
SEA	3.2	0.7	0.7	0.0	1.000	.000	.000
B12	—	—	—	—	—	—	—
CAR	3.2	0.7	0.7	0.0	1.000	.000	.000

- True freshman 7-footer from Ohio, played final two HS seasons at Huntington Prep in West Virginia
- Ranked No. 2 player in Ohio and No. 20 center in 2020 class by ESPN
- Ranked No. 51 player nationally and No. 12 among centers in 2020 class by Rivals
- 1 of 5 players on 2019-20 Huntington Prep squad to sign with Division I programs
- Father, Billy Loveday, played basketball at Hanover College



Davion Mitchell (DAY-vee-ahn)

G • 6-2 • 205 • Jr. • Hinesville, Ga.

	MIN	PTS	REB	AST	FG%	3FG%	FT%
SEA	30.0	12.5	3.8	6.8	.581	.571	.600
B12	—	—	—	—	—	—	—
CAR	24.6	7.0	2.0	3.0	.427	.333	.661

* Mitchell's career stats include one season at Auburn

- Leads Big 12 with 6.75 assists/game; 6+ assists in 4 of 4 games this season (6 of 64 gms previously)
- Had career-first double-double with 14 points and career-high 10 assists last game vs. K-State (2/25)
- 2020 Big 12 Newcomer of Year, 2nd Team All-Big 12, Naismith Defensive POY semifinalist
- Finished 2nd in Big 12 with 1.61 assist-to-TO ratio and 4th with 3.9 avg in 2020 conference play
- Teams are 19-1 in games in which he's scored 10+ points (Auburn 2-0, Baylor 17-1)

Head Coach: Scott Drew (18th season at Baylor)
Associate Head Coach: Jerome Tang (18th season at Baylor)
Assistant Coach: Alvin Brooks III (5th season at Baylor)
Assistant Coach: John Jakus (4th season at Baylor)

Special Assistant & Director of Player Personnel: Jared Nunez
Special Assistant to the Head Coach: Bill Peterson
Director of Basketball Operations: Aditya Malhotra
Director of Video Operations: Ty Beard
Athletic Trainer: Dave Snyder
Strength Coach: Charlie Melton