

BAYLOR

BASKETBALL GAME NOTES



Follow **Baylor Basketball** on Twitter, Instagram and Facebook: **@BaylorMBB**

GAME 4

2/1 **BAYLOR** (3-0, 0-0 Big 12) vs. 1/2 **GONZAGA** (3-0, 0-0 WCC)



Dec. 5, 2020 • 12:00 p.m. CT • Watch: CBS and CBS Sports App • Listen: ESPN Central Texas & TuneIn App
Indianapolis, Ind. • Bankers Life Fieldhouse (20,000) • Social Media: **@BaylorMBB** | **#SicEm**

MEDIA INFORMATION

TV: CBS and CBS Sports App

Talent: Tom McCarthy (pxp), Bill Rafferty (analyst)

BU Radio: Baylor-IMG College / ESPN Central Texas

Talent: Pat Nunley (pxp), David Kaye (analyst)

Satellite Radio: Sirius 135, XM 203, Internet 966

Social Media: **@BaylorMBB** | **#SicEm**

BU vs. AP Top 25 65-195 (48-100 Drew era)

BU vs. AP Top 10 21-93 (15-51 Drew era)

BU vs. AP Top 5 9-46 (6-23 Drew era)

BU vs. AP Top 2 0-18 (0-9 Drew era)

BU vs. AP No. 1 0-8 (0-3 Drew era)

All-Time Series Baylor is 0-5

Drew Era Baylor is 0-4

Waco Never Met

Spokane Baylor is 0-2

Neutral Baylor is 0-3

Last Meeting March 23, 2019 – GU 83, BU 71

2020-21 SCHEDULE & RESULTS

DATE	BU	OPP	OPPONENT	TV	TIME/SCORE
N28	2/1	—	vs. Louisiana-Lafayette ¹	FloHoops	W, 112-82
N29	2/1	—	vs. Washington ¹	FloHoops	W, 86-52
D2	2/1	5/10	vs. Illinois ²	ESPN	W, 82-69
D5	2/1	1/2	vs. Gonzaga ³	CBS	12 pm
D8	—	—	NICHOLLS STATE	Big 12 Now/ESPN+	7 pm
D13	—	—	• TEXAS	ESPN	2 pm
D19	—	—	• at Kansas State	Big 12 Now/ESPN+	3 pm
D21	—	—	UAPB	Big 12 Now/ESPN+	7 pm
D29	—	—	CENTRAL ARKANSAS	Big 12 Now/ESPN+	3 pm
J2	—	—	• at Iowa State	TBD	TBD
J6	—	—	• OKLAHOMA	TBD	TBD
J9	—	—	• at TCU	TBD	TBD
J12	—	—	• WEST VIRGINIA	TBD	TBD
J16	—	—	• at Texas Tech	TBD	TBD
J18	—	—	• KANSAS	TBD	TBD
J23	—	—	• at Oklahoma State	TBD	TBD
J27	—	—	• KANSAS STATE	TBD	TBD
J30	—	—	AUBURN ⁴	TBD	TBD
F2	—	—	• at Texas	TBD	TBD
F6	—	—	• TCU	TBD	TBD
F10	—	—	• at Oklahoma	TBD	TBD
F13	—	—	• TEXAS TECH	TBD	TBD
F15	—	—	• at West Virginia	TBD	TBD
F20	—	—	• OKLAHOMA STATE	TBD	TBD
F23	—	—	• IOWA STATE	TBD	TBD
F27	—	—	• at Kansas	TBD	TBD
M10-13	—	—	Big 12 Championship ⁵	TBD	TBD

SCHEDULE KEY

- 1 – Vegas Bubble at T-Mobile Arena (Las Vegas, Nev.)
 - 2 – Jimmy V Classic at Bankers Life Arena (Indianapolis, Ind.)
 - 3 – at Bankers Life Arena (Indianapolis, Ind.)
 - 4 – Big 12/SEC Challenge at Ferrell Center (Waco, Texas)
 - 5 – Big 12 Championship at T-Mobile Center (Kansas City)
- Rankings: AP/Coaches at time of game; All times Central

BAYLOR ATHLETICS COMMUNICATIONS

DAVID KAYE *Assistant AD*

254-709-5147 • David_Kaye@baylor.edu

STORY LINES

- No. 2/1 Baylor takes on No. 1/2 Gonzaga in just the 3rd all-time meeting of two No. 1-ranked teams.
- The only previous 1 vs. 1 games were Ohio State vs. Wisconsin (2007) and Kansas vs. Oklahoma (2016).
- BU is seeking its first win over a top-2 ranked team. BU is 0-18 all-time vs. top-2 teams (0-9 in Drew era).
- This is the seventh top-5 matchup in Baylor program history and the second in a 4-day span.
- Baylor joins Duke, Gonzaga and Kansas as the only programs ranked No. 1 in 3 of the last 5 seasons.
- BU is facing Gonzaga for the 6th time and is 0-5 in the all-time series (1991, 2006, 2010, 2012, 2019).
- Baylor returned four All-Big 12 players from a 2019-20 team which went 26-4 and spent five weeks ranked No. 1 nationally. The Bears finished last season ranked No. 4 in the coaches poll (No. 5 in AP).
- Baylor opened with a 112-82 win over ULL on Saturday. BU's 112 points were its most since 2017.
- BU then beat Washington 86-52 on Sunday in Las Vegas, out-rebounding the Huskies 50-19.
- Baylor won 82-69 over No. 5 Illinois in Indianapolis, recording the 9th top-5 win in program history.
- Baylor is on a school-record streak of 13 straight weeks top-5 ranked (previously 6 straight in 2017).
- BU's streak of 22 consecutive AP polls ranked ties the 2nd-longest in program history (25 in 2016-17).
- Baylor's defense forced 15+ turnovers in 19 of 33 games since the start of the 2019-20 season.
- BU has led by at least 5 points in 33 consecutive games and built a double-digit lead in 27 of 33 games. The last game BU didn't take a 5+ point lead was the 2019 NCAA Tournament 2nd round vs. No. 4 Gonzaga.
- Baylor is 7-1 against ranked teams since that loss to Gonzaga, including a 4-0 mark away from home.
- Among BU returners is **Jared Butler**, who is the first preseason AP All-American in program history.
- BU also welcomes back **MaCio Teague**, an all-conference pick in all 3 of his collegiate seasons.
- BU returns two players who were semifinalists for the 2020 Naismith Defensive Player of the Year. **Mark Vital** was 1 of 4 finalists, while **Davion Mitchell** joined Vital among the 10 semifinalists.
- **Vital** scored a career-high 17 points in the last game vs. Gonzaga. He and Butler are the Bears' only starters remaining from that game, and **Flo Thamba** and **Matthew Mayer** played 3 minutes apiece.
- Baylor is playing its 245th game as a ranked team under Drew – BU was ranked in 2 of 2197 games over the program's 97 seasons prior to Drew. Since 2008-09, BU has been ranked in 242 of 424 games.
- BU has been top-10 nationally in offensive rebounding percentage a nation's-best 7 straight years.
- Baylor is 1 of 5 Power-5 programs to win 18+ games in each of the last 12 seasons since 2008, joining Duke, Kansas, Kentucky and Michigan State.
- Baylor has won 20+ games in 11 of the last 13 years. The Bears reached the 20-win mark only 3 times in 101 seasons prior to 2008. BU is averaging 24 wins per season since 2008.
- Head coach **Scott Drew** is in his 18th season in Waco and is BU's all-time wins leader (345-213).
- Baylor is 9-9 against top-10 teams since 2016-17, including a 6-4 mark vs. top-10 teams in Waco.
- BU is 13-2 all-time as a No. 1-ranked team, including 11-1 over the last two seasons.
- Baylor signed the highest-ranked recruiting class in program history (No. 4) earlier this month. BU inked 5-star Kendall Brown, 4-star Langston Love and 4-star Jeremy Sochan for the 2021-22 season.

TEAM INFORMATION

BAYLOR (3-0, 0-0 Big 12)	
Ranking	2nd — AP, 1st — Coaches
Head Coach	Scott Drew (Butler, 1993)
Career Record	365-224 (18th season)
BU Record	345-213 (17th season)
vs. Gonzaga	0-4

GONZAGA (3-0, 0-0 WCC)

Ranking	1st — AP, 2nd — Coaches
Head Coach	Mark Few (Oregon, 1987)
Career Record	602-124 (22nd season)
GU Record	602-124 (22nd season)
vs. Baylor	4-0
SID	Barrett Henderson — hendersonb@gonzaga.edu

BAYLOR 2020-21 STATS

#	P	NAME	YR	PPG	RPG	APG	MPG
12	G	Jared Butler	Jr.	16.3	3.7	4.0	28.0
31	G	MaCio Teague	Sr.	15.7	5.0	1.7	31.0
10	G	Adam Flagler	So.	15.7	3.0	3.7	27.0
45	G	Davion Mitchell	Jr.	13.0	4.0	6.7	29.7
23	F	J. Tchamwa Tchatchoua	So.	9.0	8.3	0.3*	19.7
4	G	LJ Cryer	Fr.	8.5	1.0	0.5	17.5
24	F	Matthew Mayer	Jr.	7.0	4.7	1.0	12.7
11	F	Mark Vital	Sr.	6.3	8.0	2.3	23.0
0	F	Flo Thamba	Jr.	3.3	3.0	0.3*	16.0
35	G	Mark Paterson	Sr.	2.0	0.0	0.0	2.0
32	F	Zach Loveday	Fr.	1.0	0.5	0.0	3.0
5	F	Jordan Turner	RFr.	0.0	0.0	0.0	2.0
13	F	Jackson Moffatt	So.	0.0	1.0	0.0	2.0

* - blocks per game

PRONUNCIATIONS

John JAKUS	JAYK-us
Matthew MAYER	MYE-er
DAVION Mitchell	DAY-vee-ahn
Jonathan TCHAMWA TCHATCHOUA	CHAWM-wuh CHAT-chew-wuh
MACIO Teague	may-SEE-oh
Mark VITAL	VYE-tuhl

MILESTONE WATCH

- Mark Vital – playing in 100th career game
- Mark Vital – needs 1 assist for 200 in career
- Adam Flagler – has made 3FG in 39 consecutive games
- Jared Butler – needs 1 assist for 200 in career
- Davion Mitchell – needs 3 assists for 200 in career
- MaCio Teague – needs 11 FGM for 500 in career

2020-21 SEASON HONORS

- JARED BUTLER**
- Preseason All-America Team (Associated Press)
 - Preseason Big 12 Player of the Year
 - Preseason All-Big 12 Team (unanimous)
 - Naismith Trophy Preseason Watch List
 - Bob Cousy Point Guard of the Year Award Watch List
 - No. 5 on CBS Sports Top 101 Players in CBB
 - No. 2 on The Athletic’s Top 20 Guards in CBB

- DAVION MITCHELL**
- No. 67 on CBS Sports Top 101 Players in CBB
 - No. 10 on The Athletic’s Top 20 Guards in CBB

- MACIO TEAGUE**
- Preseason All-Big 12 honorable mention
 - Naismith Trophy Preseason Watch List
 - Jerry West Shooting Guard of the Year Award Watch List
 - No. 24 on CBS Sports Top 101 Players in CBB
 - No. 12 on The Athletic’s Top 20 Wings in CBB

- MARK VITAL**
- Preseason All-Big 12 honorable mention
 - Karl Malone Power Forward of the Year Watch List
 - No. 71 on CBS Sports Top 101 Players in CBB

QUICK HITS

- Baylor is 54-5 when leading at halftime over the last 4 seasons since 2017-18 (21-2 in 2019-20, 3-0 this season).
- Baylor has won 89% of its games when leading at the half since 2011-12 (172-21).
- BU is 117-23 since 2015-16 when leading at any point in the 2nd half of a game (26-3 last season).
- Baylor’s 23-game winning streak last season was the longest ever by a Big 12 team (previously 22 by 1996-97 KU).
- BU’s 13-game conference winning streak was the longest in school history (previously 11 in 1946 SWC).
- Baylor has won 20+ games in 11 of the last 13 seasons after recording only three 20-win seasons in the previous 100 years of Baylor Basketball (1946, 1948, 1988).
- Baylor is 220-97 over 9+ seasons, averaging 24 wins per season since 2011-12.
- Baylor’s 220 wins since 2011-12 are second-most in the Big 12 behind only Kansas (265).
- Baylor is 311-144 since 2007-08, the first year Drew’s staff had a full allotment of scholarships.
- BU returned 8 players with at least 30 games of DI experience, including a pair of sophomore transfers who joined the rotation after sitting out last season – Adam Flagler and Jonathan Tchamwa Tchatchoua.
- Eight of Baylor’s players either have used or are currently using a redshirt year. Four after transferring to BU – Flagler, Mitchell, Tchamwa Tchatchoua and Teague, and four as freshmen – Moffatt, Turner, Vital and Dainja.
- Nine of Baylor’s 10 starting point guards under Drew have earned All-Big recognition (15 of last 16 seasons).
- Baylor is 1 of 14 teams nationally to appear in every postseason since 2012 (6 NCAAs, 2 NITs).
- Baylor has the nation’s 10th-longest active streak with at least one 3-point FG made in 936 straight games – the last time Baylor failed to make a 3-pointer was more than 30 years ago, on Feb. 21, 1990 vs. Texas Tech (0-8).
- BU is 6-1 all-time in Big 12/SEC Challenges, the best record of any team in either league. Combined with a 3-1 mark in the Big 12/Pac-10 Series and 1-0 in the Big 12/Big East Battle, Baylor is 10-2 in conference challenges.
- Baylor has won 6 tournament titles under Drew (2007 Paradise Jam, 2011 Las Vegas Classic, 2013 NIT, 2016 Battle 4 Atlantis, 2017 Hall of Fame Classic and 2019 Myrtle Beach Invitational).

ONE OF THE GREATEST REBUILDS IN NCAA HISTORY

- Scott Drew became Baylor head coach in 2003, starting of one of the greatest rebuilds in NCAA history.
- Drew was named 2020 NBC Sports National Coach of the Year and 2017 Basketball Times National COY.
- Drew is now in his 18th season at Baylor and is the school’s all-time wins leader (345).
- Drew is coaching his 559th game at Baylor (345-213). His .618 winning percentage is best in BU history among coaches with 40+ games, and he’s the program’s all-time wins leader.
- Baylor has a .684 winning percentage (311-144) since Drew’s first year with no scholarship restrictions in 2007-08 and a .694 winning percentage (220-97) over the last 9+ seasons since 2011-12.
- Drew (50) is the youngest of 12 coaches nationally to take his current program to four Sweet 16s since 2010.
- Baylor is playing its 245th game as a ranked team in Drew’s 18 seasons. BU was ranked in 2 of 2,197 games over the program’s first 97 seasons prior to Drew. Since 2008-09, BU has been ranked in 242 of 424 games.
- In Drew’s first 17 seasons at Baylor, 44 players have gone on to professional careers.

UP NEXT

- The Bears return to Waco to host consecutive home games vs. Nicholls State (Dec. 8) and Texas (Dec. 13).
- Baylor’s first true road game of the season follows on Dec. 19 at Kansas State.

2020-21 BAYLOR BASKETBALL ROSTER

NO.	NAME	HT.	WT.	CL.	WING.	HOMETOWN/HIGH SCHOOL (PREVIOUS COLLEGE)
0	Flo Thamba, F	6-10	245	Jr.	7-5	Kinshasa, Democratic Republic of Congo/Mountain Mission
4	LJ Cryer, G	6-1	185	Fr.	6-3	Katy, Texas/Morton Ranch HS
5	Jordan Turner, G/F	6-8	195	Fr. [®]	7-0	Houston, Texas/Sunrise Christian
10	Adam Flagler, G	6-3	180	So. [®]	6-3	Duluth, Ga./Duluth HS (Presbyterian)
11	Mark Vital, G/F	6-5	250	Sr. [^]	6-9	Lake Charles, La./Advanced Prep International
12	Jared Butler, G	6-3	195	Jr.	6-3	Reserve, La./Riverside Academy
13	Jackson Moffatt, G/F	6-7	200	So.	6-7	Magnolia, Texas/Magnolia HS
23	Jonathan Tchamwa Tchatchoua, F	6-8	245	So. [®]	7-3	Douala, Cameroon/NBA Global Academy - Australia (UNLV)
24	Matthew Mayer, G/F	6-9	225	Jr.	6-8	Austin, Texas/Westlake HS
31	MaCio Teague, G	6-4	195	Sr. [#]	6-11	Cincinnati, Ohio/Walnut Hills HS (UNC Asheville)
32	Zach Loveday, F	7-0	215	Fr.	7-0	Gallipolis, Ohio/Huntington Prep
35	Mark Paterson, G	6-1	180	Sr.	6-0	Dallas, Texas/Trinity Christian Addison (St. Edward’s)
42	Dain Dainja, F	6-9	270	Fr.	7-7	Brooklyn Park, Minn./Park Center HS
45	Davion Mitchell, G	6-2	205	Jr. [#]	6-3	Hinesville, Ga./Liberty County HS (Auburn)

[^] - sat out 2016-17 as redshirt ^{*} - sat out 2017-18 as redshirt [#] - sat out 2018-19 as redshirt [®] - sat out 2019-20 season as redshirt

COACHING & SUPPORT STAFF

- Head Coach:** Scott Drew (Butler, 1993), 17th season at Baylor (18th season as Division I head coach)
- Associate Head Coach:** Jerome Tang (Charter Oak State, 2007), 17th season at Baylor
- Assistant Coach:** Alvin Brooks III (Idaho State, 2002), 4th season at Baylor
- Assistant Coach:** John Jakus (Trinity International, 1999), 3rd season at Baylor
- Special Assistant & Director of Player Development:** Jared Nuness (Valparaiso, 2001), 10th season at Baylor
- Special Assistant to the Head Coach:** Bill Peterson (Eckerd, 1979), 3rd season at Baylor
- Director of Basketball Operations:** Aditya Malhotra (Baylor, 2006), 7th season at Baylor
- Director of Video Operations:** Ty Beard (Baylor, 2009), 3rd season at Baylor

ONE OF FOUR PROGRAMS RANKED NO. 1 THREE TIMES SINCE 2017

- Baylor joins Duke, Gonzaga and Kansas as the only programs ranked No. 1 in three seasons since 2017.
- Baylor is ranked No. 1 in one of the national polls for the seventh time in program history. BU was No. 1 for the first time on Jan. 9, 2017, spent five weeks ranked No. 1 in 2020 and was named preseason No. 1 this year.
- The Bears have been ranked in 24 of 25 AP Top 25 spots during the Drew era (all since 2008). The only spot Baylor hasn't been ranked in the AP poll is No. 8.

SEVENTH TOP-5 MATCHUPS IN PROGRAM HISTORY

- No. 2 Baylor is playing its second-consecutive top-5 matchup after an 82-69 win over No. 5 Illinois on Wednesday.
- This marks the 7th game in BU history matching two top-5 teams, second in non-conference play (both this week).
- After this week, Baylor will have played 4 top-5 matchups in the 2020 calendar year, more than the 3 top-5 matchups in Baylor's Basketball's previous 114 years of competition (2012, 2017, 2017).
- Baylor's first win in a top-5 matchup came at No. 3 Kansas on Jan. 11, 2020, when No. 4 BU won 67-55.
- Baylor started 0-3 in top-5 matchups, but has won two of three in 2020 to improve to 2-4.

THIRD ALL-TIME MATCHUP OF NO. 1-RANKED TEAMS

- Saturday's game is only the third all-time matching No. 1 in the AP Top 25 against No. 1 in the coaches' poll.
- The only previous 1 vs. 1 meetings were when Ohio State (No. 1 coaches') beat Wisconsin (No. 1 AP) 48-47 in 2007 and when Kansas (No. 1 AP) defeated Oklahoma (No. 1 coaches') 109-106 in triple overtime in 2016.
- This is the 43rd time in AP poll history that the AP's No. 1 will meet No. 2. Top-ranked teams have a 22-20 edge in the previous meetings, but No. 2-ranked teams have a 1-point edge in point differential.

BAYLOR SEEKING FIRST WIN OVER NO. 1-RANKED TEAM

- Baylor is 0-8 all-time against No. 1-ranked teams, with the most recent matchup on March 11, 2016 vs. Kansas.
- The Bears' losses vs. No. 1 teams were in 1950 vs. Bradley (68-66), 1970 at UCLA (108-77), 1978 at Arkansas (82-56), 1983 vs. Houston (93-64), 1997 vs. Kansas (87-68), 2012 NCAA Elite Eight vs. Kentucky (82-70), 2016 vs. Oklahoma (82-72) and 2016 Big 12 Championship semifinals vs. Kansas (70-66).

SERIES HISTORY VS. GONZAGA

- Baylor and Gonzaga will meet for the sixth time, and the Bears are 0-5 in the previous meetings (0-4 in Drew era).
- Previous BU-GU matchups were 1991 in Fresno (87-57 GU), 2006 in Spokane (78-69 GU win), 2010 in Dallas (68-64 GU win), 2012 in Spokane (94-87 GU win) and 2019 in Salt Lake City (83-71 GU win).
- BU was successful in pursuing its first win vs. Illinois in the same building Wednesday, improving to 1-3 vs. the Illini.

BEARS ARE 7-1 VS. RANKED TEAMS SINCE LAST MEETING WITH GONZAGA

- Baylor is 7-1 against top-25 ranked teams since the start of the 2019-20 season. The Bears last loss against a ranked team before that stretch was to No. 4-ranked Gonzaga in the 2019 NCAA Tournament second round.
- BU is 3-0 away from home against ranked teams over the last two seasons. BU defeated No. 17 Villanova in the 2019 Myrtle Beach Invitational, then recorded road wins at No. 22 Texas Tech and No. 4 Kansas in January 2020.

FOUR ALL-BIG 12 PLAYERS RETURN

- All five Baylor starters were named to 2020 All-Big 12 teams, making BU the first team in the league's 24-year history with five players on All-Big 12 teams, and four of those players are back for the 2020-21 season.
- **Jared Butler** became Baylor's first underclassman named first-team All-Conference since Terry Teagle in 1980, and he was named a consensus third-team All-American. He's the Bears' first AP Preseason All-American.
- **MaCio Teague** has been all-conference in all three of his previous seasons. He was a first-team All-Big South honoree while at UNC Asheville in 2017 and 2018 and earned second-team All-Big 12 honors in 2020.
- **Mark Vital** and **Davion Mitchell** were both third-team All-Big 12 and Big 12 All-Defensive Team choices.

THIRTEEN STRAIGHT WEEKS AP TOP-5 RANKED

- BU is No. 2 in this week's AP Top 25, extending its school-record streak to 13 straight weeks top-5 ranked.
- Baylor's 5-week streak at No. 1 last season was the longest since Kentucky in 2015.
- Baylor's streak of 22 consecutive weeks ranked in the AP Top 25 ties the 2nd-longest streak in program history – 25 consecutive polls in 2016-17, 22 in 2011-12 and **22 in 2019-20**.

A WIN WOULD ...

- Be Drew's 346th win at Baylor and improve Baylor's record to 312-144 since 2007-08.
- Be the program's first win over a No. 1 ranked team after losing the first 8 matchups. It would also give Baylor its first win over a top-2 ranked team after dropping the first 18 meetings.
- Give Baylor an 8-1 record against ranked teams over the last two seasons, including 3-1 vs. top-5 opponents.
- Give Baylor a win over an AP Top 10 team for the 16th time in the Drew era, improving to 10-9 since 2016-17.
- Improve Baylor to 14-2 all-time when playing as a No. 1-ranked team and 33-10 all-time as an AP Top 5 team.

BEARS NOTCH TOP-5 WIN OVER ILLINOIS IN JIMMY V CLASSIC

- Baylor recorded its first ranked win of the season by beating No. 5 Illinois 82-69 in the Jimmy V Classic on Dec. 2.
- Four BU guards all scored in double-figures and combined for 56 points, led by **Adam Flagler's** 18 off the bench.
- There were 10 lead changes in the game, and score was tied 43-43 with 13:16 left. BU used a 6-0 run to take the lead for good, and put the game away with a 9-0 run over 75 seconds to take a 65-61 lead with 7 minutes left.
- After being out-rebounded 25-18 in the first half, Baylor out-rebounded the Illini 20-10 after the break.



SCOTT DREW
HEAD COACH
17TH SEASON AT BAYLOR

THE DREW FILE

PERSONAL

Birthdate: Oct. 23, 1970
Birthplace: Kansas City, Mo.
Family: Wife, Kelly; daughter Mackenzie, sons Peyton and Brody

EDUCATION

College: Butler, 1993; Valparaiso, 1994 (Master's)

COACHING EXPERIENCE

1993-01 Valparaiso (assistant coach)
2001-02 Valparaiso (associate head coach)
2002-03 Valparaiso (head coach)
2003-pres. Baylor (head coach)

THE DREW WORKSHEET

YEAR	SCHOOL	OVERALL	CONF.
2002-03	Valparaiso	20-11	12-2
2003-04	Baylor	8-21	3-13
2004-05	Baylor	9-19	1-15
2005-06†	Baylor	4-13	4-12
2006-07	Baylor	15-16	4-12
2007-08	Baylor ¹	21-11	9-7
2008-09	Baylor ²	24-15	5-11
2009-10	Baylor ¹	28-8	11-5
2010-11	Baylor	18-13	7-9
2011-12	Baylor ¹	30-8	12-6
2012-13*	Baylor ²	23-14	9-9
2013-14	Baylor ¹	26-12	9-9
2014-15	Baylor ¹	24-10	11-7
2015-16	Baylor ¹	22-12	10-8
2016-17	Baylor ¹	27-8	12-6
2017-18	Baylor ²	19-15	8-10
2018-19	Baylor ¹	20-14	10-8
2019-20	Baylor ³	26-4	15-3
2020-21	Baylor	3-0	0-0
TOTAL	19th season	365-224	150-152
BAYLOR	18th season	345-213	138-150

† Baylor played no non-conference schedule due to NCAA sanctions.
* Two of Baylor's wins were credited to interim head coach Jerome Tang.
¹ NCAA Tournament Appearances | ² NIT Appearances | ³ COVID-19 pandemic

DREW VS. 2020-21 OPPONENTS

OPPONENT	CAREER
Arkansas-Pine Bluff	1-0
Central Arkansas	2-0
Gonzaga	0-4
Illinois	1-1
Iowa State	16-13
Louisiana-Lafayette	2-0
Kansas	5-25
Kansas State	13-16
Nicholls State	1-0
Oklahoma	14-22
Oklahoma State	19-16
Texas	17-21
TCU	13-4
Texas Tech	20-13
Washington	1-1
West Virginia	11-8
CAREER W-L TOTAL	365-224

MISCELLANEOUS STATISTICS

Current Streak.....	Won 3
Current Home Streak.....	Won 2
Current Road/Neutral Streak.....	Won 3
Last Win.....	Dec. 2 vs. #5 Illinois (82-69)
Last Home Win.....	March 2 vs. Texas Tech (71-68)
Last Away Win.....	Dec. 2 vs. #5 Illinois (82-69)
Last Loss.....	March 7 at West Virginia (64-76)
Last Home Loss.....	Feb. 22 vs. #3 Kansas (61-64)
Last Away Loss.....	March 7 at West Virginia (64-76)

2020-21 RECORD BY STARTING LINEUP

Mitchell (g), Butler (g), Teague (g), Vital (f), Thamba (f)..... 3-0

RECORD WHEN...

	2020-21		DREW
	ALL	B12	
Leading or tied at halftime	3-0	0-0	280-48
Trailing at halftime	0-0	0-0	67-165
Shoot 50 percent or higher	2-0	0-0	157-12
Shoot lower than 50 percent	1-0	0-0	190-201
Shoot higher pct than opponent	3-0	0-0	298-29
Shoot lower percentage than opp	0-0	0-0	49-184
Opp. shoot lower than 50 percent	2-0	0-0	326-115
Opp. shoot 50 percent or higher	1-0	0-0	21-98
Score fewer than 60 points	0-0	0-0	16-50
Score 60-plus points	3-0	0-0	330-163
Score 70-plus points	3-0	0-0	285-69
Score 80-plus points	3-0	0-0	142-12
Score 90-plus points	1-0	0-0	60-3
Score 100-plus points	1-0	0-0	22-0
Opp. score fewer than 50 points	0-0	0-0	36-1
Opp. score fewer than 60 points	1-0	0-0	130-9
Opp. score fewer than 70 points	2-0	0-0	248-55
Opp. score fewer than 80 points	2-0	0-0	327-144
Opp. score 80-plus points	1-0	0-0	20-69
Opp. score 90-plus points	0-0	0-0	3-19
More rebounds than opponent	3-0	0-0	262-80
Equal/fewer rebounds than opp.	0-0	0-0	85-133
40+ rebounds	2-0	0-0	135-32
Fewer than 40 rebounds	1-0	0-0	212-181
Fewer turnovers than opp.	2-0	0-0	179-70
Equal/more turnovers than opp.	1-0	0-0	168-143
Games decided by 5 or fewer pts	0-0	0-0	72-63
OT games	0-0	0-0	19-5
Games as AP ranked team	3-0	0-0	177-67
Games vs. AP ranked opponents	1-0	0-0	48-100
Games following a loss	1-0	0-0	111-96
Games following a win	2-0	0-0	235-117
More points in paint than opp.	3-0	0-0	246-86
Equal/fewer pts in paint than opp.	0-0	0-0	101-127
More points off TO than opp.	3-0	0-0	213-73
Equal/fewer pts off TO than opp.	0-0	0-0	134-140
More bench points than opp.	3-0	0-0	204-108
Equal/fewer bench points than opp.	0-0	0-0	143-105
More 2nd-chance points than opp.	3-0	0-0	203-110
Equal/fewer 2nd-ch. pts than opp.	0-0	0-0	144-103
Playing in November	2-0	0-0	79-15
Playing in December	1-0	0-0	79-19
Playing in January	0-0	0-0	76-63
Playing in February	0-0	0-0	67-70
Playing in March	0-0	0-0	44-45
Playing in April	0-0	0-0	2-1

TWO 30-POINT WINS IN VEGAS TO OPEN SEASON

- Baylor's season started three days later than expected, but the Bears came out strong scoring 112 points in a 30-point win over Louisiana-Lafayette and then taking down Washington 86-52 the following day.
- Baylor is averaging 14 made 3-pointers per game and 23 assists per game, while out-rebounding opponents 46-24.
- The Bears drained 15 treys and had 25 assists on their way to 112 points in the opener vs. Louisiana-Lafayette.
- BU out-rebounded Washington 50-19, with Mark Vital (15) recording as many rebounds as all Washington players combined (15 + 4 team rebounds). It was the second time Vital accomplished that feat (2018-19 at Arizona).

BUTLER BACK AFTER ALL-AMERICA SOPHOMORE SEASON

- **Jared Butler** was named to the Sporting News All-America Third Team and All-Big 12 First Team, becoming Baylor's first underclassman to earn All-America or All-Conference first team honors since Terry Teagle in 1980.
- Butler led Baylor in scoring in 17 of 30 games last season after doing so in 6 of 34 games as a freshman.
- Butler had 8 games with 20+ points last season, including his 2nd career 30-point game – 30 vs. UCA, 22 vs. Villanova, 20 vs. UMES, 22 at Kansas, 20 at K-State, 21 vs. WVU, 22 at Oklahoma and 21 at WVU.
- Butler ranked top-10 in the Big 12 in scoring (3rd, 16.0), 3-pointers (2nd, 2.6/gm), 3-point percentage (6th, .381), field goal percentage (7th, .421), steals (7th, 1.6) and assists (10th, 3.1).

VITAL TO BEARS' SUCCESS

- **Mark Vital** is back after being named one of 4 Naismith Defensive Player of the Year Award finalists in 2020.
- He was named to the All-Big 12 Third Team and was a unanimous All-Defensive Team selection.
- In Baylor's Nov. 29, 2020 game vs. Washington, Vital's 15 rebounds matched all Washington players combined (15). That was the second time Vital accomplished the feat, after doing so for the first time at Arizona in 2018.
- Vital did not attempt a field goal in the Feb. 1, 2020 win over TCU, but he had a +13 plus-minus in 22 minutes.
- Vital filled the stat sheet in the Jan. 29 win at Iowa State, posting 8 points, 9 rebounds and 7 assists in 31 minutes.

TEAGUE LOOKING FOR FOURTH ALL-CONFERENCE SEASON

- **MaCio Teague** has earned all-conference honors in all 3 collegiate seasons – All-Big South First Team in 2017 and 2018 at UNC Asheville and All-Big 12 Second Team in 2020 at Baylor.
- Teague played in 90 consecutive games and made 86 consecutive starts before sitting out two games with a broken wrist. He has started all but 3 games (Nov. 20, 2016, Feb. 18, 2020, Feb. 22, 2020) in his career.
- Teague led Baylor in scoring in 6 straight games (15+ points in each) before injuring his wrist at Texas on Feb. 10.
- Last season, Teague ranked 10th in the Big 12 in scoring (13.9), 3rd in free throw percentage (.848), 7th in 3-pointers (2.1/gm), 8th in 3-point percentage (.355) and 8th in minutes (32.7).
- Baylor is 24-1 when Teague scores 10+ points. He's averaging 9.5 ppg in BU's four losses with him (8, 8, 13, 9).

MITCHELL RETURNS AS STARTING POINT GUARD

- **Davion Mitchell** was named Big 12 Newcomer of the Year, selected to the All-Big 12 Third Team and Big 12 All-Defensive Team and was a unanimous choice on the Big 12 All-Newcomer Team.
- Mitchell started all 30 games last season after coming off the bench in all 34 games during his freshman season at Auburn (2017-18). He needed only 14 games to pass his freshman season scoring total (126).
- Mitchell has made a 3-pointer in 24 of the last 29 games and is shooting 38% on 3FGs in that stretch (39-of-104). Prior to that stretch, he shot .264 (19-of-72) from downtown over his first 38 collegiate games.
- Last season, he ranked 8th in the Big 12 in steals (1.5), 4th in A:T ratio (1.70) and 7th in assists (3.8).
- Mitchell joined Mark Vital to make BU the only school with two Naismith Defensive Player of the Year semifinalists.
- When Mitchell has played 20+ minutes, his collegiate teams are 40-4 (12-0 at Auburn, 28-4 at Baylor).
- When Mitchell scores 10+ points, his collegiate teams are 18-1 (2-0 at Auburn, 16-1 at Baylor).

PROGRAM HIGHLIGHTS

- Drew is in his 18th season at Baylor and is the school's all-time wins leader (345).
- Baylor has had a nation-leading four players selected in the NBA Draft since 2010 who weren't ranked in the ESPN100 out of high school – Quincy Acy, Ekpe Udoh, Pierre Jackson and Taurean Prince.
- Drew has graduated 51 players during his Baylor tenure, averaging 3 graduates per season.
- The Bears have advanced to postseason play in a school-record eight straight seasons (6 NCAA, 2 NIT).
- Baylor is 23-4 in regular-season tournaments since 2013-14, including 4 regular-season tournament titles.
- Drew has won 20+ games in 11 of the last 13 years – the Bears had 3 seasons of 20+ wins prior to his arrival.

PROTECTING HALFTIME LEADS

- Baylor is 57-5 in its last 62 games when leading at the half, including 21-2 last year, 15-3 in 2019 and 15-0 in 2018.
- Baylor has won 89% of its games (172-21) when leading at the half since 2011-12 (21-2 in 2019-20, 15-3 in 2018-19, 15-0 in 2017-18, 18-3 in 2016-17, 18-2 in 2015-16, 21-7 in 2014-15, 18-2 in 2013-14, 17-1 in 2012-13 and 26-1 in 2011-12).
- BU has won 39% of games in which its been tied or trailing at the half since 2011-12, going 48-76 in those.

SECOND-MOST WINS AMONG BIG 12 TEAMS SINCE 2011-12

- Baylor's 220-97 record since 2011-12 trails only Kansas (267-64) among Big 12 teams (thru 12/3/20).
- Iowa State (196-113) is 3rd, West Virginia (193-121) is 4th, Kansas State (183-124) is 5th, Oklahoma (181-117) is 6th, Texas (174-135) is 7th, Oklahoma St. (165-135) is 8th, Texas Tech (161-138) is 9th and TCU (156-150) is 10th.
- Baylor has averaged 24.1 wins per season over the last nine seasons since 2011-12.

WINNING AWAY FROM HOME VS. NON-BIG 12 TEAMS

- Baylor is 63-32 against non-conference teams in neutral/road games in the Scott Drew era, including a 40-17 record in away games against non-Big 12 teams since 2011-12.
- Baylor is 60-26 in road/neutral non-conference games since the 2007-08 season (3-0 in 2020-21; 3-1 in 2019-20; 3-3 in 2018-19; 2-2 in 2017-18; 6-1 in 2016-17; 1-3 in 2015-16; 3-2 in 2014-15; 6-2 in 2013-14; 5-2 in 2012-13; 8-1 in 2011-12; 1-3 in 2010-11; 8-2 in 2009-10; 6-2 in 2008-09; 5-2 in 2007-08).

BREAKTHROUGH IN BIG 12

- BU is 114-80 in Big 12 play in 11 seasons since 2010 after going 59-149 in the league's first 13 seasons.
- BU is 128-97 in Big 12 play in 13 seasons since 2008 after going 45-131 in the league's first 11 seasons.
- Baylor is 41-40 in Big 12 road games since 2012, second-best in the league behind only Kansas (54-27).
- BU has won 8+ Big 12 games in 9 straight seasons after winning 8+ just 3 times in the league's first 15 years.
- BU has recorded double-digit Big 12 wins in 5 of the last 6 years and 7 of the last 11 seasons.

BIG 12'S SECOND-BEST ROAD MARK SINCE 2012

- Baylor is 41-40 in Big 12 road games since 2012, 2nd-best in the league behind only Kansas (54-27).
- BU is 32-31 in Big 12 road games since 2014, which is also second-best in the league behind only Kansas (41-22).

LAST 9 YEARS (2012-PRES.)

Kansas — 54-27
 Baylor — 41-40
 Kansas State — 30-51
 West Virginia — 27-45
 Iowa State — 26-55
 Texas — 24-57
 Oklahoma — 24-57
 Oklahoma State — 22-59
 Texas Tech — 17-64
 TCU — 9-63

LAST 7 YEARS (2014-PRES.)

Kansas — 41-22
 Baylor — 32-31
 West Virginia — 24-39
 Oklahoma — 20-43
 Iowa State — 19-44
 Kansas State — 19-44
 Texas — 19-44
 Texas Tech — 16-47
 Oklahoma State — 16-47
 TCU — 9-54

NON-CONFERENCE HIGHLIGHTS

- The Bears recorded double-digit non-conference wins for the 6th time in the last 7 years last season.
- Baylor is 13-5 vs. the Pac-12 during the Drew era, 11-1 against the Big East during the Drew era and 16-10 against the SEC during the Drew era, including 11-5 since 2012-13 and 6-1 in the Big 12/SEC Challenge.
- Baylor is 49-11 in games against non-Big 12 teams over the last 5 seasons, including home wins against No. 4 Oregon, No. 7 Xavier, No. 12 Arizona, No. 18 Butler, Oregon and Alabama, neutral site wins vs. No. 5 Illinois, vs. No. 10 Louisville, vs. No. 17 Villanova, vs. No. 24 Michigan State, vs. VCU, vs. USC, vs. Wisconsin, vs. Creighton, vs. Syracuse and vs. Washington and road wins at Arizona, at Ole Miss and at Florida.

NOVEMBER AND DECEMBER SUCCESS

- Baylor has posted a combined 158-34 record in November and December games during the Drew era, including a 76-12 mark in November and December games since 2013.
- The Bears are 79-15 in November games and 79-19 in December contests.
- BU is 39-7 in November games since 2013, with the only losses to No. 8 Syracuse (2013), vs. Illinois (2014) in Las Vegas, at No. 25 Oregon (2015), at No. 21 Xavier (2017), vs. Texas Southern (2018), vs. Ole Miss (2018) in Florida and vs. Washington (2019) in Alaska.
- BU is 37-5 in December games since 2013, with the only losses at No. 24 Texas A&M (2015), vs. No. 8 Wichita State (2017), at No. 22 Texas Tech (2017), at Wichita State (2018) and vs. SFA (2018).

THIRTY WINS VS. RANKED TEAMS IN LAST FIVE SEASONS

- Baylor has gone 30-33 against ranked teams since the start of the 2014-15 season (6-1 last season).
- BU is 48-73 against AP-ranked teams since 2007-08 after going 17-122 in the program's first 101 seasons.
- Baylor has won multiple games vs. AP Top 25 teams in each of the last 13 seasons. The Bears have defeated at least five ranked teams in five of the last seven seasons dating back to 2013-14.

EIGHT CONSECUTIVE POSTSEASON BERTHS

- Baylor is on a school-record streak of eight consecutive postseason berths, surpassing the total number of postseason berths in the program's 97 seasons prior to the **Scott Drew** era.
- Baylor is 1 of 14 teams to appear in every postseason since 2012, joining Cincinnati, Duke, Gonzaga, Iona, Kansas, Kentucky, Michigan State, New Mexico State, North Carolina, Oregon, Saint Mary's, Virginia and Wichita State.
- BU earned NCAA Tournament bids in 2012, 2014, 2015, 2016, 2017 and 2019 and NIT bids in 2013 and 2018.
- Baylor has made postseason appearances in 11 of 12 seasons since 2008. Prior to that, Baylor's only postseason berths were in 1946 (NCAA), 1948 (NCAA), 1950 (NCAA), 1987 (NIT), 1988 (NCAA), 1990 (NIT) and 2001 (NIT).
- Baylor is 21-10 in postseason national tournaments during the Drew era after going 3-9 prior to Drew's arrival.

POINT GUARDS THRIVE IN DREW'S SYSTEM

- Nine of Baylor's 10 starting point guards during the **Scott Drew** era have earned All-Big 12 recognition.
- Baylor's starting point guard has earned All-Big 12 recognition in 15 of 16 seasons since 2004-05.
- Davion Mitchell (2020), Makai Mason (2019), Manu Lecomte (2017, 2018), Lester Medford (2016), Kenny Chery (2014, 2015), Pierre Jackson (2012, 2013), Tweety Carter (2010), Curtis Jerrells (2007, 2008, 2009) and Aaron Bruce (2005, 2006, 2007) have earned All-Big 12 recognition.

@BAYLORMBB

DOUBLE-FIGURE GAMES

POINTS	20-21	CAREER
Jared Butler	3	46
Adam Flagler	3	35 (32 at Presbyterian)
MaCio Teague	3	79 (54 at UNC Asheville)
Davion Mitchell	2	19 (2 at Auburn)
LJ Cryer	1	1
J. Tchamwa Tchatchoua	1	2 (1 at UNLV)
Mark Vital	—	24
Matthew Mayer	—	10
Flo Thamba	—	1

REBOUNDS	20-21	CAREER
Mark Vital	1	13
MaCio Teague	—	4 (3 at UNC Asheville)

DOUBLE-DOUBLES	20-21	CAREER
MaCio Teague	—	4 (3 at UNC Asheville)
Davion Mitchell	—	1
Mark Vital	—	2

20+ POINTS	20-21	CAREER
Jared Butler	1	11
MaCio Teague	1	24 (20 at UNC Asheville)
Adam Flagler	—	10 (10 at Presbyterian)

30+ POINTS	20-21	CAREER
Jared Butler	—	2
MaCio Teague	—	2 (2 at UNC Asheville)

ACTIVE STREAKS**CONSECUTIVE STARTS**

53	Jared Butler
33	Davion Mitchell
8	MaCio Teague
4	Mark Vital
3	Flo Thamba

CONSECUTIVE GAMES PLAYED

67	Jared Butler
67	Davion Mitchell (34 at Auburn)
39	Adam Flagler (36 at Presbyterian)
37	Matthew Mayer
34	Jonathan Tchamwa Tchatchoua (31 at UNLV)
8	MaCio Teague
5	Flo Thamba
4	Mark Vital

CONSECUTIVE GAMES WITH 3-POINTER

39	Adam Flagler (36 at Presbyterian)
5	Davion Mitchell
2	Matthew Mayer

CONSECUTIVE GAMES WITH 10+ POINTS

10	Jared Butler
7	Adam Flagler (4 at Presbyterian)
3	MaCio Teague
1	Davion Mitchell

PARTICIPATION

CAREER STARTS

97	MaCio Teague (66 at UNC Asheville)
78	Mark Vital
54	Jared Butler
36	Adam Flagler (36 at Presbyterian)
33	Davion Mitchell
11	Jonathan Tchamwa Tchatchoua (11 at UNLV)
3	Flo Thamba

CAREER GAMES PLAYED (NCAA)

99	Mark Vital
98	MaCio Teague (67 at UNC Asheville)
67	Davion Mitchell (34 at Auburn)
67	Jared Butler
66	Matthew Mayer
55	Flo Thamba
39	Adam Flagler (36 at Presbyterian)
34	Jonathan Tchamwa Tchatchoua (31 at UNLV)
7	Jackson Moffatt
2	LJ Cryer, Zach Loveday, Jordan Turner
1	Mark Paterson

BAYLOR IN THE RANKINGS

WEEK	W/L	AP	COACHES
Preseason	0-0	2nd (1540; 24)	1st (764; 12)
Nov. 30	2-0	2nd (1513; 6)	N/A

LARGEST LEADS & DEFICITS

	W/L	HALFTIME SCORE	HALFTIME MARGIN	LARGEST LEAD	LARGEST DEFICIT
vs. Louisiana	W	112-82	+13 (53-40)	+33	-4
vs. Washington	W	86-52	+14 (38-24)	+37	-
vs. #5 Illinois	W	82-69	+1 (31-30)	+16	-2

GAME TRENDS

	W/L	SCORE	TIME LEADING	TIME TRAILING	TIME TIED
vs. Louisiana	W	112-82	37:27	1:32	1:01
vs. Washington	W	86-52	38:15	-	1:45
vs. #5 Illinois	W	82-69	24:48	6:43	8:29
TOTAL			100:30	8:15	11:15

SPECIALTY STATISTICS

[PP - Paint; POT - Turnovers; 2nd - Second chance; BP - Bench]

	(BAYLOR-OPPONENT)			
OPPONENT	PP	POT	2ND	BP
vs. Louisiana-Lafayette	52-40	30-15	19-7	45-4
vs. Washington	34-26	11-9	24-7	37-26
vs. #5 Illinois	38-30	17-8	24-7	34-26
BAYLOR TOTAL	124	58	67	116
Baylor Average	41.3	19.3	22.3	38.7
OPP TOTAL	96	32	21	56
Opp Average	32.0	10.7	7.0	18.7

GAME-BY-GAME STARTERS

	1	2	3	4	5
vs. Louisiana	Mitchell	Butler	Teague	Vital	Thamba
vs. Washington	Mitchell	Butler	Teague	Vital	Thamba
vs. #5 Illinois	Mitchell	Butler	Teague	Vital	Thamba

FIVE MARCH MADNESS APPEARANCES IN LAST SIX TOURNAMENTS

- Baylor has appeared in five of the last six NCAA Tournaments dating back to 2014.
- BU is 1 of 22 teams (1 of 15 in Power-5) to appear in five NCAA Tournaments since 2014, joining Arizona, Cincinnati, Duke, Gonzaga, Iowa State, Kansas, Kentucky, Michigan, Michigan State, New Mexico State, North Carolina, Oklahoma, Oregon, Providence, Purdue, VCU, Villanova, Virginia, Wichita State, Wisconsin and Xavier.

44 PRO PLAYERS IN DREW ERA

- In Scott Drew's 17 years at Baylor, 44 of his players have gone on to professional careers.
- Five of Drew's players have been in the NBA recently, and they all graduated from Baylor – Quincy Acy (Suns), Johnathan Motley (Suns), Royce O'Neale (Jazz), Taurean Prince (Nets) and Ekpe Udoh (Jazz).

PLAYER DEVELOPMENT — FROM UNRANKED TO NBA DRAFT PICKS

- Baylor has had a nation-leading four players selected in the NBA Draft since 2010 who weren't ranked in the ESPN100 out of high school.
- The only other schools with three such players were Colorado, Marquette, Missouri, New Mexico and Connecticut.
- Baylor developed **Quincy Acy**, **Ekpe Udoh**, **Pierre Jackson** and **Taurean Prince** into NBA Draft picks after joining the program as unranked recruits.

HISTORY OF DEVELOPMENT WITH REDSHIRTS

- Baylor has a track record of success when redshirting players. **Ekpe Udoh**, **Johnathan Motley**, **Cory Jefferson**, **Brady Heslip**, **Jo Lual-Acuil Jr.** and **Manu Lecomte** have all gone on to professional careers after redshirting.
- **Mark Vital**, **Freddie Gillespie**, **MaCio Teague** and **Davion Mitchell** have earned All-Big 12 honors after redshirting.
- **Adam Flagler** and **Jonathan Tchamwa Tchatchoua** redshirted last season while sitting out to satisfy NCAA transfer rules, while freshman **Jordan Turner** elected to redshirt last year. **Dain Dainja** is redshirting in 2020-21.

OFFENSIVE REBOUNDING BECOMING A BAYLOR STAPLE

- Baylor has ranked top-10 nationally in offensive rebounding percentage in every season since 2013-14, including five times ranked in the nation's top-4. The Bears only cracked the top-20 once in Drew's first 10 years.
- Baylor's 7-year streak is the nation's best, and West Virginia (6 years) is the only other team with a 3+ year streak.
- The Bears ranked 8th nationally in offensive rebounding percentage (35.7) in 2019-20.
- Baylor finished ranked No. 2 nationally in 2018-19, No. 9 in 2017-18, No. 3 in 2016-17, No. 4 in 2015-16, No. 1 in 2014-15 and No. 3 in 2013-14. Prior to that top-10 streak, BU's best rank was No. 16 in 2011-12.

BAYLOR BASKETBALL ON THE RADIO

- Baylor basketball is aired live via the Baylor Sports Network from Learfield IMG College on ESPN Central Texas and flagship station 1660AM ESPN Radio (KRZI) in Waco and worldwide on Sirius/XM Radio.
- Games are broadcast by the "Voice of the Bears" John Morris, who was named NSMA 2019 Texas co-Sportscaster of the Year on Jan. 13, 2020, and former Baylor basketball standout Pat Nunley.
- Morris is in his 37th year doing BU broadcasts (26th full-time), and Nunley is in his 40th season as analyst.
- All of Baylor's games can be heard live on the Internet at www.BaylorBears.com and via the TuneIn App.

SCOTT DREW COACHING TREE

- Three current Division I head coaches took their first DI head coaching jobs after stints on Scott Drew's BU staff.
- Matthew Driscoll is in his 12th season as head coach at North Florida after six seasons as a Baylor assistant.
- Grant McCasland is in his fourth season as head coach at North Texas. He spent five years as a Baylor assistant before taking over as Arkansas State head coach for one season in 2016-17.
- Paul Mills is in his fourth season as head coach at Oral Roberts. He was a member of Drew's original Baylor staff in 2003-04 and spent 14 years with Drew, the final eight as an assistant coach.

GRADUATING 91 PERCENT OF SENIORS

- Since **Scott Drew** took over the Baylor Basketball program in 2003, 34 of 37 scholarship players who have played their fourth years of collegiate eligibility under Drew have graduated from Baylor.
- Players recruited by Drew to graduate at Baylor: Tim Bush, Patrick Fields, Aaron Bruce, Mamadou Diene, Delbert Simpson, Curtis Jerrells, Henry Dugat, Kevin Rogers, Tweety Carter, Josh Lomers, Ekpe Udoh, Fred Ellis, Quincy Acy, Anthony Jones, J'mison Morgan, A.J. Walton, Cory Jefferson, Brady Heslip, Gary Franklin, Kenny Chery, Royce O'Neale, Lester Medford, Rico Gathers, Taurean Prince, Al Freeman, Johnathan Motley, Ishmail Wainright, Manu Lecomte, Jo Lual-Acuil Jr., Nuni Omot, Jake Lindsey, King McClure, Freddie Gillespie and Devonte Bando.

ENTIRE STAFF RETURNS

- Scott Drew's entire coaching staff returns for the 2020-21 season, a fourth-straight season of continuity.
- Jerome Tang is in his fourth season as associate head coach and has been on Drew's staff all 18 seasons at Baylor.
- Assistant coaches Alvin Brooks III (fifth season) and John Jakus (fourth season) also return to the bench.
- Special assistant & director of player development Jared Nuness is back for his 11th season, while director of basketball operations Aditya Malhotra returns for his 8th season. Special assistant to the head coach Bill Peterson and director of video operations Ty Beard are both back for their fourth seasons.



12 — JARED BUTLER

G • 6-3 • 195 • JR. • 2L
RESERVE, LA. (RIVERSIDE ACADEMY)

SEASON HIGHS

Points: — 20 vs. Washington (11/29/20)
FG: — 8 vs. Washington (11/29/20)
FGA: — 18 vs. Illinois (12/2/20)
3FG: — 4 vs. Washington (11/29/20)
3FGA: — 7 vs. Washington (11/29/20)
FT: —
FTA: — 1 vs. Illinois (12/2/20)
Rebounds: — 5 vs. Illinois (12/2/20)
Assists: — 5 vs. Washington (11/29/20)
Turnovers: — 3 vs. Washington (11/29/20); vs. Illinois (12/2/20)
Blocks: — 1, three times
Steals: — 3 vs. Louisiana-Lafayette (11/28/20); vs. Illinois (12/2/20)
Minutes Played: — 30 vs. Illinois (12/2/20)

CAREER HIGHS

Points: — 31 at Kansas (3/9/19)
FG: — 10 at Kansas (3/9/19); vs. Central Arkansas (11/5/19)
FGA: — 21 at Kansas (3/9/19); at TCU (2/29/20)
3FG: — 8 vs. Central Arkansas (11/5/19)
3FGA: — 13 at Oklahoma (2/18/20)
FT: — 8 at Kansas (3/9/19); at West Virginia (3/7/20)
FTA: — 10 at Kansas (3/9/19); at West Virginia (3/7/20)
Rebounds: — 9 at TCU (2/29/20)
Assists: — 6, six times
Turnovers: — 7 at Texas Tech (2/16/19)
Blocks: — 1, 10 times
Steals: — 5 vs. Ohio (11/21/19)
Minutes Played: — 40 vs. Texas Tech (3/2/20)

MISCELLANEOUS

	20-21	CAREER	BU RECORD
Double-Figure Points:	3	46	34-12
20+ Points:	1	11	9-2
30+ Points:	—	2	1-1
5+ Assists:	1	16	14-2
Led team in Points:	—	24	17-7
Led team in Rebounds:	—	—	—
Led team in Assists:	—	19	14-5
Led team in Blocks:	1	4	4-0
Led team in Bench Points:	—	6	5-1

BUTLER NOTEBOOK

- 2020 All-America Third-Team honoree, first player in program history named to AP Preseason All-America Team (2021)
- First BU underclassman to earn All-Big 12 First Team honors (2020) since Terry Teagle in 1980
- Played in all 67 games during BU career, including starts in last 53 games (entered starting lineup for final 20 games freshman year)
- Named 2019 Myrtle Beach Invitational MVP after scoring 10 points in final 6 minutes of championship game vs. Villanova
- Posted 16+ points in 9 of last 10 games, averaging 18.3 ppg and shooting 43% (29-of-67) on 3FGs during 10-game stretch
- Led team in scoring in 24 of 67 career games (18 of 33 since start of 2019-20 sophomore season)
- 8 games with 20+ pts last season (31 vs. UCA, 22 vs. VU, 20 vs. UMES, 22 at KU, 20 at KSU, 21 vs. WVU, 22 at OU, 21 at WVU)
- Averaging 21.5 points in 4 career games vs. Kansas (14 in Waco, 31 at KU in 2019; 22 at KU, 19 in Waco in 2020)
- Scored 10 consecutive points in final 8 minutes as Baylor won at No. 3 Kansas for the first time (1/11/20), finished with 22 pts
- Exploded for career-high 31 points (including 23 in 2nd half), 6 rebounds and 3 assists in 36 minutes at No. 13 Kansas (3/9/19)
- Posted 15 points (5 in OT) in win vs. Texas (2/27); hit team's last 2 regulation FGs, game-tying FG with 28 secs left to force OT
- Originally enrolled at Alabama in summer 2018, but transferred to Baylor in August and received immediate eligibility
- From same hometown as former Baylor stars Tweety Carter and Rico Gathers

2020-21 GAME-BY-GAME

OPPONENT	DATE	GS	MIN	FG	3FG	FT	OR-DR-TR	PF	A	T	B	S	PTS
vs. Louisiana-Lafayette	11/28	*	28	7-13	3-5	0-0	0-3-3	2	4	2	1	3	17
vs. Washington	11/29	*	26	8-12	4-7	0-0	0-3-3	3	5	3	1	2	20
vs. #5 Illinois	12/2	*	30	6-18	0-4	0-1	2-3-5	1	3	3	1	3	12
vs. #1 Gonzaga	12/5												
Nicholls State	12/8												
Texas	12/13												
at Kansas State	12/19												
Arkansas Pine-Bluff	12/21												
Central Arkansas	12/29												
at Iowa State	1/2												
Oklahoma	1/6												
at TCU	1/9												
West Virginia	1/12												
at Texas Tech	1/16												
Kansas	1/18												
at Oklahoma State	1/23												
Kansas State	1/27												
Auburn	1/30												
at Texas	2/2												
TCU	2/6												
at Oklahoma	2/10												
Texas Tech	2/13												
at West Virginia	2/15												
Oklahoma State	2/20												
Iowa State	2/23												
at Kansas	2/27												

BUTLER'S CAREER STATS

YEAR	GP-GS	MIN-AVG	FG-A	PCT	3FG-A	PCT	FT-A	PCT	OFF-DEF-TOT	AVG	PF-D	A	TO	B	S	TP	AVG
2018-19 (FR.)	34-21	910-26.8	117-296	.395	60-171	.351	54-68	.794	22-84-106	3.1	77-2	93	67	3	33	348	10.2
2019-20 (SO.)	30-30	912-30.4	167-397	.421	77-202	.381	69-89	.775	15-82-97	3.2	74-2	94	73	4	49	480	16.0
2020-21 (JR.)	3-3	84-28.0	21-43	.488	7-16	.438	0-1	.000	2-9-11	3.7	6-0	12	8	3	8	49	16.3
CAREER	67-54	1906-28.4	305-736	.414	144-389	.370	123-158	.778	39-175-214	3.2	157-4	199	148	10	90	877	13.1



4 – LJ CRYER

G • 6-1 • 185 • FR. • HS
KATY, TEXAS (MORTON RANCH HS)

SEASON/CAREER HIGHS

Points: – 17 vs. Louisiana-Lafayette (11/28/20)
FG: – 6 vs. Louisiana-Lafayette (11/28/20)
FGA: – 9 vs. Louisiana-Lafayette (11/28/20)
3FG: – 5 vs. Louisiana-Lafayette (11/28/20)
3FGA: – 7 vs. Louisiana-Lafayette (11/28/20)
FT: –
FTA: –
Rebounds: – 2 vs. Louisiana-Lafayette (11/28/20)
Assists: – 1 vs. Louisiana-Lafayette (11/28/20)
Turnovers: –
Blocks: –
Steals: – 2 vs. Louisiana-Lafayette (11/28/20)
Minutes Played: – 15 vs. Louisiana-Lafayette (11/28/20)

MISCELLANEOUS

	20-21	BU RECORD
Double-Figure Points:	1	1-0
5+ Assists:	–	–
Led team in Points:	–	–
Led team in Rebounds:	–	–
Led team in Assists:	–	–
Led team in Bench Points:	1	1-0

CRYER NOTEBOOK

- True freshman guard from Katy, Texas, just 170 miles southeast of Waco
- Made collegiate debut with 17 points in 15 minutes off bench vs. Louisiana (11/28), making 5-of-7 treys and adding 2 steals
- Scored 3,488 points at Morton Ranch High School, 5th-most all-time in Texas public schools
- Averaged 34.2 points, 5.3 assists and 2.4 steals as high school senior, earning Class 6A All-State recognition
- Ranked No. 12 PG by ESPN and No. 51 overall by Rivals in 2020 high school class rankings
- Made 145 treys (4.3/game) and scored 1,164 points during pandemic-shortened high school senior season
- Both parents played sports at Grambling, father Lionel Sr. (football) and mother Tamica (volleyball)

2020-21 GAME-BY-GAME

OPPONENT	DATE	GS	MIN	FG	3FG	FT	OR-DR-TR	PF	A	T	B	S	PTS
vs. Louisiana-Lafayette	11/28		15	6-9	5-7	0-0	0-2-2	0	1	0	0	2	17
vs. Washington	11/29		10	0-0	0-0	0-0	0-0-0	1	0	0	0	0	0
vs. #5 Illinois	12/2			DNP									
vs. #1 Gonzaga	12/5												
Nicholls State	12/8												
Texas	12/13												
at Kansas State	12/19												
Arkansas Pine-Bluff	12/21												
Central Arkansas	12/29												
at Iowa State	1/2												
Oklahoma	1/6												
at TCU	1/9												
West Virginia	1/12												
at Texas Tech	1/16												
Kansas	1/18												
at Oklahoma State	1/23												
Kansas State	1/27												
Auburn	1/30												
at Texas	2/2												
TCU	2/6												
at Oklahoma	2/10												
Texas Tech	2/13												
at West Virginia	2/15												
Oklahoma State	2/20												
Iowa State	2/23												
at Kansas	2/27												

CRYER'S CAREER STATS																	
YEAR	GP-GS	MIN-AVG	FG-A	PCT	3FG-A	PCT	FT-A	PCT	OFF-DEF-TOT	AVG	PF-D	A	TO	B	S	TP	AVG
2020-21 (FR.)	2-0	25-12.5	6-9	.667	5-7	.714	0-0	.000	0-2-2	1.0	1-0	1	0	0	2	17	8.5
CAREER	2-0	25-12.5	6-9	.667	5-7	.714	0-0	.000	0-2-2	1.0	1-0	1	0	0	2	17	8.5



10 — ADAM FLAGLER

G • 6-3 • 180 • SO. • SQ

DULUTH, GA. (PRESBYTERIAN)

SEASON HIGHS

Points: — 18 vs. Illinois (12/2/20)
 FG: — 6 vs. Washington (11/29/20); vs. Illinois (12/2/20)
 FGA: — 11 vs. Washington (11/29/20); vs. Illinois (12/2/20)
 3FG: — 5 vs. Washington (11/29/20)
 3FGA: — 9 vs. Washington (11/29/20)
 FT: — 4 vs. Illinois (12/2/20)
 FTA: — 4 vs. Illinois (12/2/20)
 Rebounds: — 3, three times
 Assists: — 7 vs. Louisiana-Lafayette (11/28/20)
 Turnovers: — 1 vs. Washington (11/29/20)
 Blocks: —
 Steals: —
 Minutes Played: — 29 vs. Illinois (12/2/20)

CAREER HIGHS

Points: — 29 at UCLA (11/19/18)
 FG: — 11 vs. Winthrop (1/26/19)
 FGA: — 19, twice; at UCLA (11/19/18) and at Winthrop (1/26/19)
 3FG: — 7 at UCLA (11/19/18)
 3FGA: — 14 at UCLA (11/19/18)
 FT: — 10 vs. VMI (12/12/18)
 FTA: — 10, twice; vs. VMI (12/12/18) and at Robert Morris (3/24/19)
 Rebounds: — 10 at UNC Asheville (2/23/19)
 Assists: — 7 vs. Campbell (2/16/19); vs. Louisiana-Lafayette (11/28/20)
 Turnovers: — 4, twice; at Radford (1/12/19) and at Marshall (3/26/19)
 Blocks: — 1, nine times
 Steals: — 3 vs. UNC Asheville (2/7/19)
 Minutes Played: — 40 vs. Gardner-Webb (2/9/19)

MISCELLANEOUS

	20-21	BU RECORD
Double-Figure Points:	3	3-0
5+ Assists:	1	1-0
Led team in Points:	1	1-0
Led team in Rebounds:	—	—
Led team in Assists:	1	1-0
Led team in Bench Points:	2	2-0

FLAGLER NOTEBOOK

- Third-year sophomore, sat out and redshirted 2019-20 season after playing freshman year at Presbyterian College
- Candidate for national Sixth Man of the Year, has scored 12+ points off bench in each of first 3 games this season
- Riding nation's 5th-longest active streak having made a 3-pointer in all 39 collegiate games
- Posted game-high 18 points in Bears' win over No. 5 Illinois (12/2), including 11 points in 2nd half
- Came off bench for first time in career vs. Louisiana (11/28), posting 12 points, 7 assists and 0 turnovers in 28 minutes
- Has scored in double-figures in 35 of 39 collegiate games (32 of 36 at Presbyterian); has 10 career 20-point games
- Earned 2019 Big South Freshman of the Year honors and was 5-time Big South Freshman of the Week
- Led Presbyterian in scoring as freshman with 15.9 points per game, started all 36 games and scored 10+ pts in 32 of 36 games
- Posted career-high 29 points at UCLA (11/19/18), including 24 points and 6 treys in 2nd half
- Scored 20+ points 10 times as freshman, including games at Dayton, at UCLA and at Marquette
- Brother, Duvaughn, played football at Gardner-Webb (2004-07) and finished with 188 receptions, 2,552 yards and 31 TDs
- Aspires to become a pediatrician

2020-21 GAME-BY-GAME

OPPONENT	DATE	GS	MIN	FG	3FG	FT	OR-DR-TR	PF	A	T	B	S	PTS
vs. Louisiana-Lafayette	11/28		28	5-9	2-5	0-0	1-2-3	2	7	0	0	0	12
vs. Washington	11/29		24	6-11	5-9	0-0	2-1-3	1	1	1	0	0	17
vs. #5 Illinois	12/2		29	6-11	2-6	4-4	1-2-3	3	3	0	0	0	18
vs. #1 Gonzaga	12/5												
Nicholls State	12/8												
Texas	12/13												
at Kansas State	12/19												
Arkansas Pine-Bluff	12/21												
Central Arkansas	12/29												
at Iowa State	1/2												
Oklahoma	1/6												
at TCU	1/9												
West Virginia	1/12												
at Texas Tech	1/16												
Kansas	1/18												
at Oklahoma State	1/23												
Kansas State	1/27												
Auburn	1/30												
at Texas	2/2												
TCU	2/6												
at Oklahoma	2/10												
Texas Tech	2/13												
at West Virginia	2/15												
Oklahoma State	2/20												
Iowa State	2/23												
at Kansas	2/27												

FLAGLER'S PRESBYTERIAN STATS																	
YEAR	GP-GS	MIN-AVG	FG-A	PCT	3FG-A	PCT	FT-A	PCT	OFF-DEF-TOT	AVG	PF-D	A	TO	B	S	TP	AVG
2018-19 (FR.)	36-36	1105-30.7	196-447	.438	108-280	.386	71-85	.835	27-95-122	3.4	61-0	45	42	9	28	571	15.9

FLAGLER'S BAYLOR STATS																	
YEAR	GP-GS	MIN-AVG	FG-A	PCT	3FG-A	PCT	FT-A	PCT	OFF-DEF-TOT	AVG	PF-D	A	TO	B	S	TP	AVG
2020-21 (SO.)	3-0	81-27.0	17-31	.548	9-20	.450	4-4	1.000	4-5-9	3.0	6-0	11	1	0	0	47	15.7
NCAA CAREER	39-36	1186-30.4	213-478	.446	117-300	.390	75-89	.843	31-100-131	3.4	67-0	56	43	9	28	618	15.8



32 — ZACH LOVEDAY

F • 7-0 • 215 • FR. • HS

GALLIPOLIS, OHIO (HUNTINGTON PREP)

SEASON/CAREER HIGHS

Points: — 2 vs. Louisiana-Lafayette (11/28/20)
 FG: — 1 vs. Louisiana-Lafayette (11/28/20)
 FGA: — 1 vs. Louisiana-Lafayette (11/28/20)
 3FG: —
 3FGA: —
 FT: —
 FTA: —
 Rebounds: — 1 vs. Louisiana-Lafayette (11/28/20)
 Assists: —
 Turnovers: —
 Blocks: —
 Steals: — 1 vs. Louisiana-Lafayette (11/28/20)
 Minutes Played: — 4 vs. Louisiana-Lafayette (11/28/20)

MISCELLANEOUS

	20-21	BU RECORD
Double-Figure Points:	—	—
2+ Blocks:	—	—
Led team in Points:	—	—
Led team in Rebounds:	—	—
Led team in Blocks:	—	—
Led team in Bench Points:	—	—

LOVEDAY NOTEBOOK

- True freshman 7-footer from Ohio, played final two high school seasons at national power Huntington Prep
- Made first two appearances of collegiate career in late-game situations in vs. Louisiana and Washington in Las Vegas
- Ranked No. 51 overall and No. 12 among centers in 2020 signing class by Rivals
- One of five players from 2019-20 Huntington Prep squad to sign with Division I programs
- Father, Billy Loveday, played basketball at Hanover College

2020-21 GAME-BY-GAME

OPPONENT	DATE	GS	MIN	FG	3FG	FT	OR-DR-TR	PF	A	T	B	S	PTS
vs. Louisiana-Lafayette	11/28		4	1-1	0-0	0-0	0-0-0	0	0	0	0	1	2
vs. Washington	11/29		2	0-0	0-0	0-0	0-1-1	0	0	0	0	0	0
vs. #5 Illinois	12/2			DNP									
vs. #1 Gonzaga	12/5												
Nicholls State	12/8												
Texas	12/13												
at Kansas State	12/19												
Arkansas Pine-Bluff	12/21												
Central Arkansas	12/29												
at Iowa State	1/2												
Oklahoma	1/6												
at TCU	1/9												
West Virginia	1/12												
at Texas Tech	1/16												
Kansas	1/18												
at Oklahoma State	1/23												
Kansas State	1/27												
Auburn	1/30												
at Texas	2/2												
TCU	2/6												
at Oklahoma	2/10												
Texas Tech	2/13												
at West Virginia	2/15												
Oklahoma State	2/20												
Iowa State	2/23												
at Kansas	2/27												

LOVEDAY'S CAREER STATS

YEAR	GP-GS	MIN-AVG	FG-A	PCT	3FG-A	PCT	FT-A	PCT	OFF-DEF-TOT	AVG	PF-D	A	TO	B	S	TP	AVG
2020-21 (FR.)	2-0	6-3.0	1-1	1.000	0-0	.000	0-0	.000	0-1-1	0.5	0-0	0	0	0	1	2	1.0
CAREER	2-0	6-3.0	1-1	1.000	0-0	.000	0-0	.000	0-1-1	0.5	0-0	0	0	0	1	2	1.0



24 – MATTHEW MAYER

G/F • 6-9 • 225 • JR. • 2L

AUSTIN, TEXAS (WESTLAKE HS)

SEASON HIGHS

Points: – 8 vs. Louisiana-Lafayette (11/28/20)
FG: – 4 vs. Louisiana-Lafayette (11/28/20)
FGA: – 10 vs. Louisiana-Lafayette (11/28/20)
3FG: – 1 vs. Washington (11/29/20); vs. Illinois (12/2/20)
3FGA: – 2 vs. Washington (11/29/20)
FT: – 1 vs. Washington (11/29/20)
FTA: – 2 vs. Washington (11/29/20); vs. Illinois (12/2/20)
Rebounds: – 7 vs. Illinois (12/2/20)
Assists: – 2 vs. Washington (11/29/20)
Turnovers: – 1, twice
Blocks: – 2 vs. Illinois (12/2/20)
Steals: – 1 vs. Illinois (12/2/20)
Minutes Played: – 14 vs. Illinois (12/2/20)

CAREER HIGHS

Points: – 19 vs. Kansas State (2/25/20)
FG: – 7 vs. Nicholls (11/16/18)
FGA: – 12 vs. Nicholls (11/16/18)
3FG: – 3 vs. Nicholls (11/16/18)
3FGA: – 6 vs. Nicholls (11/16/18)
FT: – 5, four times
FTA: – 8 at Texas Tech (2/16/19)
Rebounds: – 8 vs. West Virginia (2/15/20)
Assists: – 4 vs. Texas State (11/15/19)
Turnovers: – 5 vs. Ole Miss (11/23/18)
Blocks: – 2 vs. Alabama (1/26/19); vs. Illinois (12/2/20)
Steals: – 4 at Oklahoma (1/28/19)
Minutes Played: – 30 vs. Ole Miss (11/23/18)

MISCELLANEOUS

	20-21	CAREER	BU RECORD
Double-Figure Points:	–	10	6-4
5+ Assists:	–	–	–
Led team in Points:	–	2	2-0
Led team in Rebounds:	–	2	1-1
Led team in Blocks:	1	4	3-1
Led team in Assists:	–	1	1-0
Led team in Bench Points:	–	17	9-8

MAYER NOTEBOOK


- Junior wing with length, range and quick release, provides instant offense off bench
- Played off bench in 66 of 67 games during BU career, including 10 games with 10+ points
- Last 10 Games: 8.3 ppg in 14.7 mpg, shooting 52% (33-of-63) from field, including 60% (26-of-43) on 2-point field goals
- Recorded career-high 19 points on only 6-of-7 shooting in season-high 20 minutes off bench vs. Kansas State (2/25/20)
- Had 10 points in 15 minutes off bench vs. No. 3 Kansas (2/22/20)
- Scored 10 first-half points off bench vs. Villanova (11/24) and vs. Kansas (2/22) last season
- Scored 17 points on just 5-of-9 shooting in 14 minutes off bench as freshman at TCU (1/5/19)
- Posted game-high 18 points in just 18 minutes off bench vs. Nicholls State (11/16/18)
- Four-star recruit from Austin's Westlake High School, ranked among top-100 recruits nationally in 2018 class
- Helped Westlake to 36-4 record as senior in 2017-18, playing alongside UTEP's Keonte Kennedy and Texas' Brock Cunningham
- Committed to Baylor in June 2017, more than a year prior to enrolling at BU

2020-21 GAME-BY-GAME

OPPONENT	DATE	GS	MIN	FG	3FG	FT	OR-DR-TR	PF	A	T	B	S	PTS
vs. Louisiana-Lafayette	11/28		13	4-10	0-1	0-0	2-1-3	0	1	1	0	0	8
vs. Washington	11/29		11	2-4	1-2	1-2	2-2-4	1	2	1	0	0	6
vs. #5 Illinois	12/2		14	3-6	1-1	0-2	1-6-7	0	0	0	2	1	7
vs. #1 Gonzaga	12/5												
Nicholls State	12/8												
Texas	12/13												
at Kansas State	12/19												
Arkansas Pine-Bluff	12/21												
Central Arkansas	12/29												
at Iowa State	1/2												
Oklahoma	1/6												
at TCU	1/9												
West Virginia	1/12												
at Texas Tech	1/16												
Kansas	1/18												
at Oklahoma State	1/23												
Kansas State	1/27												
Auburn	1/30												
at Texas	2/2												
TCU	2/6												
at Oklahoma	2/10												
Texas Tech	2/13												
at West Virginia	2/15												
Oklahoma State	2/20												
Iowa State	2/23												
at Kansas	2/27												

MAYER'S CAREER STATS

YEAR	GP-GS	MIN-AVG	FG-A	PCT	3FG-A	PCT	FT-A	PCT	OFF-DEF-TOT	AVG	PF-D	A	TO	B	S	TP	AVG
2018-19 (FR.)	33-0	388-11.8	51-154	.331	20-65	.308	31-47	.660	24-42-66	2.0	34-0	26	25	8	17	153	4.6
2019-20 (SO.)	30-0	348-11.6	54-128	.422	17-45	.378	20-29	.690	18-39-57	1.9	30-0	23	21	4	15	145	4.8
2020-21 (JR.)	3-0	38-12.7	9-20	.450	2-4	.500	1-4	.250	5-9-14	4.7	1-0	3	2	2	1	21	7.0
CAREER	66-0	774-11.7	114-302	.377	39-114	.342	52-80	.650	47-90-137	2.1	65-0	52	48	14	33	319	4.8



45 — DAVION MITCHELL

G • 6-2 • 205 • JR. • 1L
HINESVILLE, GA. (AUBURN)

SEASON HIGHS

Points: — 18 vs. Louisiana-Lafayette (11/28/20)
FG: — 7 vs. Louisiana-Lafayette (11/28/20)
FGA: — 9 vs. Louisiana-Lafayette (11/28/20)
3FG: — 4 vs. Illinois (12/2/20)
3FGA: — 5 vs. Washington (11/29/20); vs. Illinois (12/2/20)
FT: — 2 vs. Louisiana-Lafayette (11/28/20)
FTA: — 4 vs. Louisiana-Lafayette (11/28/20)
Rebounds: — 4, three times
Assists: — 7 vs. Washington (11/29/20); vs. Illinois (12/2/20)
Turnovers: — 4 vs. Washington (11/29/20)
Blocks: —
Steals: — 3 vs. Louisiana-Lafayette (11/28/20)
Minutes Played: — 31 vs. Washington (11/29/20); vs. Illinois (12/2/20)

CAREER HIGHS

Points: — 19 vs. UT Martin (12/18/19)
FG: — 9 vs. UT Martin (12/18/19)
FGA: — 13 at Coastal Carolina (11/22/19); at Florida (1/25/20)
3FG: — 4 vs. Illinois (12/2/20)
3FGA: — 7 at Coastal Carolina (11/22/19); vs. Oklahoma (1/20/20)
FT: — 7 at Florida (1/25/20)
FTA: — 10 vs. Oklahoma State (2/8/20)
Rebounds: — 6 at Texas (2/10/20)
Assists: — 10 vs. Kansas State (2/25/20)
Turnovers: — 5 at Texas (2/10/20); vs. West Virginia (2/15/20)
Blocks: — 2 at Texas (2/10/20); vs. Kansas (2/22/20)
Steals: — 4, three times
Minutes Played: — 41 vs. Texas Tech (3/2/20)

MISCELLANEOUS

	20-21	BU CAREER	BU RECORD
Double-Figure Points:	2	17	16-1
Double-Figure Assists:	—	1	1-0
5+ Assists:	3	14	14-0
Led team in Points:	—	2	2-0
Led team in Rebounds:	—	1	1-0
Led team in Assists:	2	17	16-1
Led team in Blocks:	—	3	2-1

MITCHELL NOTEBOOK

- Lightning quick junior point guard, transferred to Baylor from Auburn and sat out 2018-19 season
- Named 2020 Big 12 Newcomer of the year, All-Big 12 Second Team and Big 12 All-Defensive Team
- One of 10 finalists for 2020 Naismith Trophy Defensive Player of the Year (joining Mark Vital)
- Tabbed as No. 10 guard in college basketball by The Athletic entering 2020-21 season
- Has started all 33 games at Baylor after coming off bench in all 34 games as freshman at Auburn in 2017-18
- Made career-high 4-of-5 from 3-point range as part of 15-point, 7-assist effort in win over No. 5 Illinois (12/2/20)
- Teams are 41-4 in games in which he's played 20+ minutes (12-0 at Auburn, 29-4 at Baylor)
- Teams are 18-1 in games in which he's scored 10+ points (2-0 at Auburn, 16-1 at Baylor)
- Last 16 Games: averaging 5.5 assists and 1.8 steals per game; has 2.15 assist-to-turnover ratio (86 assists, 40 turnovers)
- Last 24 Games: 10.9 ppg, 4.4 apg, 1.7 spg; shooting 44% (94-of-212) from field, 39% (32-82) on 3FGs in 32.7 minutes/game
- Averaging 10.9 ppg over last 29 games after posting 4.0 ppg over first 38 collegiate games
- Made a 3-pointer in 24 of last 29 games; 38% 3FGs (39-104) over last 29 games after 26% over first 38 collegiate games (17-65)
- Had career-first double-double with 14 points and career-high 10 assists in 33 minutes vs. Kansas State (2/25/20)
- Came off bench in all 34 games as freshman at Auburn in 2017-18, helping Tigers to 26-8 record and SEC title
- Has team-high 41-inch max vertical, 33.5-inch no-step vertical

2020-21 GAME-BY-GAME

OPPONENT	DATE	GS	MIN	FG	3FG	FT	OR-DR-TR	PF	A	T	B	S	PTS
vs. Louisiana-Lafayette	11/28	*	27	7-9	2-2	2-4	0-4-4	3	6	1	0	3	18
vs. Washington	11/29	*	31	2-8	1-5	1-2	1-3-4	1	7	4	0	1	6
vs. #5 Illinois	12/2	*	31	5-8	4-5	1-2	1-3-4	4	7	3	0	2	15
vs. #1 Gonzaga	12/5												
Nicholls State	12/8												
Texas	12/13												
at Kansas State	12/19												
Arkansas Pine-Bluff	12/21												
Central Arkansas	12/29												
at Iowa State	1/2												
Oklahoma	1/6												
at TCU	1/9												
West Virginia	1/12												
at Texas Tech	1/16												
Kansas	1/18												
at Oklahoma State	1/23												
Kansas State	1/27												
Auburn	1/30												
at Texas	2/2												
TCU	2/6												
at Oklahoma	2/10												
Texas Tech	2/13												
at West Virginia	2/15												
Oklahoma State	2/20												
Iowa State	2/23												
at Kansas	2/27												

MITCHELL'S AUBURN STATS

YEAR	GP-GS	MIN-AVG	FG-A	PCT	3FG-A	PCT	FT-A	PCT	OFF-DEF-TOT	AVG	PF-D	A	TO	B	S	TP	AVG
2017-18 (FR.)	34-0	582-17.1	45-105	.429	15-52	.288	21-31	.677	9-30-39	1.1	73-1	63	38	1	18	126	3.7

MITCHELL'S BAYLOR STATS

YEAR	GP-GS	MIN-AVG	FG-A	PCT	3FG-A	PCT	FT-A	PCT	OFF-DEF-TOT	AVG	PF-D	A	TO	B	S	TP	AVG
2019-20 (SO.)	30-30	973-32.4	105-257	.409	34-105	.324	53-80	.663	10-71-81	2.7	82-1	114	67	11	44	297	9.9
2020-21 (JR.)	3-3	89-29.7	14-25	.560	7-12	.583	4-8	.500	2-10-12	4.0	8-0	20	8	0	6	39	13.0
BU CAREER	33-33	1062-32.2	119-282	.422	41-117	.350	57-88	.648	12-81-93	2.8	90-1	134	75	11	50	336	10.2
NCAA CAREER	67-33	1644-24.5	164-387	.424	56-169	.331	78-119	.655	21-111-132	2.0	163-2	197	113	12	68	462	6.9



23 – JONATHAN TCHAMWA TCHATCHOUA

F • 6-8 • 245 • SO. • SO
DOUALA, CAMEROON (UNLV)

SEASON HIGHS

Points: – 12 vs. Washington (11/29/20)
 FG: – 5 vs. Washington (11/29/20)
 FGA: – 9 vs. Washington (11/29/20)
 3FG: –
 3FGA: –
 FT: – 5 vs. Illinois (12/2/20)
 FTA: – 6 vs. Illinois (12/2/20)
 Rebounds: – 9 vs. Washington (11/29/20); vs. Illinois (12/2/20)
 Assists: – 1 vs. Washington (11/29/20)
 Turnovers: – 2 vs. Louisiana-Lafayette (11/28/20)
 Blocks: – 1 vs. Washington (11/29/20)
 Steals: –
 Minutes Played: – 24 vs. Illinois (12/2/20)

CAREER HIGHS

Points: – 13 vs. Colorado State (1/2/19)
 FG: – 5 vs. Washington (11/29/20)
 FGA: – 9 vs. Washington (11/29/20)
 3FG: –
 3FGA: – 1, three times
 FT: – 9 vs. Colorado State (1/2/19)
 FTA: – 10 vs. Colorado State (1/2/19)
 Rebounds: – 12 vs. Colorado State (1/2/19)
 Assists: – 2 vs. Indiana State (12/23/18)
 Turnovers: – 4 vs. New Mexico (1/8/19)
 Blocks: – 3 vs. San Jose State (1/19/19)
 Steals: – 2, twice; vs. BYU (12/15/18) and vs. Wyoming (1/5/19)
 Minutes Played: – 40 vs. BYU (12/15/18)

MISCELLANEOUS

	20-21	BU RECORD
Double-Figure Points:	1	1-0
Double-Figure Rebounds:	–	–
2+ Blocks:	–	–
Led team in Points:	–	–
Led team in Rebounds:	2	2-0
Led team in Blocks:	–	–
Led team in Bench Points:	–	–

TCHAMWA TCHATCHOUA NOTEBOOK

- Third-year sophomore big man with tremendous athleticism, extremely coachable; splits time with Flo Thamba at 5-spot
- Coaches refer to him as “Every Day Jon,” because they know he’s going to be the same energy-giving person every day
- Transferred to Baylor after playing one year at UNLV, sat out 2019-20 season and participated on BU practice squad
- Posted 9 points and 9 rebounds in 24 minutes off bench in win over No. 5 Illinois (12/2/20)
- Nearly posted double-double in second game with Bears, 12 points and 9 rebounds in 19 minutes off bench vs. Washington
- Played 31 games (11 starts) as freshman at UNLV, averaging 3.4 PPG, 3.5 RPG, 0.7 BPG in 13.3 MPG
- Recorded double-double with 13 points and 12 rebounds in just 16 minutes of win vs. Colorado State (1/2/19)
- Played 40 minutes in overtime win in first collegiate start vs. BYU (12/15/18)
- Born in Cameroon, moved to Australia and played at NBA Global Academy for final two high school seasons

2020-21 GAME-BY-GAME


OPPONENT	DATE	GS	MIN	FG	3FG	FT	OR-DR-TR	PF	A	T	B	S	PTS
vs. Louisiana-Lafayette	11/28		16	2-5	0-0	2-2	1-6-7	3	0	2	0	0	6
vs. Washington	11/29		19	5-9	0-0	2-2	4-5-9	2	1	1	1	0	12
vs. #5 Illinois	12/2		24	2-4	0-0	5-6	6-3-9	4	0	1	0	0	9
vs. #1 Gonzaga	12/5												
Nicholls State	12/8												
Texas	12/13												
at Kansas State	12/19												
Arkansas Pine-Bluff	12/21												
Central Arkansas	12/29												
at Iowa State	1/2												
Oklahoma	1/6												
at TCU	1/9												
West Virginia	1/12												
at Texas Tech	1/16												
Kansas	1/18												
at Oklahoma State	1/23												
Kansas State	1/27												
Auburn	1/30												
at Texas	2/2												
TCU	2/6												
at Oklahoma	2/10												
Texas Tech	2/13												
at West Virginia	2/15												
Oklahoma State	2/20												
Iowa State	2/23												
at Kansas	2/27												

TCHAMWA TCHATCHOUA'S UNLV STATS

YEAR	GP-GS	MIN-AVG	FG-A	PCT	3FG-A	PCT	FT-A	PCT	OFF-DEF-TOT	AVG	PF-D	A	TO	B	S	TP	AVG
2018-19 (FR.)	31-11	412-13.3	38-80	.475	0-3	.000	30-44	.682	57-50-107	3.5	68-2	6	25	21	7	106	3.4

TCHAMWA TCHATCHOUA'S BAYLOR STATS

YEAR	GP-GS	MIN-AVG	FG-A	PCT	3FG-A	PCT	FT-A	PCT	OFF-DEF-TOT	AVG	PF-D	A	TO	B	S	TP	AVG
2020-21 (SO.)	3-0	59-19.7	9-18	.500	0-0	.000	9-10	.900	11-14-25	8.3	9-0	1	4	1	0	27	9.0
NCAA CAREER	34-11	471-13.9	47-98	.480	0-3	.000	39-54	.722	68-64-132	3.9	77-2	7	29	22	7	133	3.9



31 — MACIO TEAGUE

G • 6-4 • 195 • SR. • 1L
CINCINNATI, OHIO (UNC ASHEVILLE)

SEASON HIGHS

Points: — 21 vs. Louisiana-Lafayette (11/28/20)
FG: — 9 vs. Louisiana-Lafayette (11/28/20)
FGA: — 18 vs. Louisiana-Lafayette (11/28/20)
3FG: — 3 vs. Louisiana-Lafayette (11/28/20)
3FGA: — 7 vs. Louisiana-Lafayette (11/28/20)
FT: — 3 vs. Illinois (12/2/20)
FTA: — 4 vs. Illinois (12/2/20)
Rebounds: — 7 vs. Louisiana-Lafayette (11/28/20)
Assists: — 4 vs. Louisiana-Lafayette (11/28/20)
Turnovers: — 2, twice
Blocks: —
Steals: —
Minutes Played: — 32 vs. Louisiana-Lafayette (11/28/20)

CAREER HIGHS

Points: — 36 at Campbell (2/1/18)*
FG: — 14 at Campbell (2/1/18)*
FGA: — 24 vs. USC (3/13/18)*
3FG: — 7 at Campbell (2/1/18)*
3FGA: — 15 at Campbell (2/1/18)*
FT: — 12 at Charleston Southern (1/14/17)*
FTA: — 14 vs. High Point (1/27/18)*
Rebounds: — 11 at UNC Greensboro (12/19/17)*
Assists: — 8 vs. Wofford (11/26/17)*
Turnovers: — 8 at Rhode Island (11/10/17)*
Blocks: — 1, 16 times (11 at UNCA, 5 at BU)
Steals: — 5 at Coastal Carolina (12/3/16)*
Minutes Played: — 49 vs. USC (3/13/18)*

* - while at UNC Asheville

MISCELLANEOUS

	20-21	BU CAREER	BU RECORD
Double-Figure Points:	3	25	24-1
Double-Figure Rebounds:	—	1	1-0
Double-Doubles:	—	1	1-0
20+ Points:	1	4	4-0
5+ Assists:	—	3	2-1
Led team in Points:	1	11	11-0
Led team in Rebounds:	1	5	5-0
Led team in Assists:	—	3	2-1
Led team in Blocks:	—	1	1-0

TEAGUE NOTEBOOK

- Fifth-year senior guard, earned All-Big 12 Second Team honors in first season at BU; played 2 years at UNC Asheville
- Has earned All-Conference honors all 3 collegiate seasons (1st Team All-Big South 2017 & 2018, 2nd Team All-Big 12 2020)
- Made at least one 3-pointer in 52 of last 56 games played, including 44 of 56 games with 2+ 3FGs
- Led Bears with 21 points, 7 rebounds and 4 assists in 32 minutes of season-opener vs. Louisiana (11/28/20)
- Has 7 career games with 6+ made 3FGs, 12 games with 5+ made 3FGs and 39 games with 3+ made 3FGs
- Scored in double-figures in 25 of 31 games at Baylor and in 79 of 98 games during collegiate career
- Career .411 3-point shooter, averaging 2.4 made 3s per games (232-of-564 over 98 games)
- Played in 90 consecutive games (89 starts) to start collegiate career before sitting out 2 games with broken wrist
- Led team in scoring in 6 straight games with 15+ points in each before suffering broken wrist at Texas (2/10/20)
- Posted season-high 24 points in win over Oklahoma State (2/8/20), including 6-of-6 free throws in final 14 seconds
- Scored game-high 21 points and added 6 rebounds in first Big 12 game vs. Texas (1/4/20)
- Led team with 19 points, including 9-of-10 at FT line, in win over No. 12 Arizona (12/7/19)
- Had 4th career double-double with 18 points and 10 rebounds in Baylor debut vs. Central Arkansas (11/5/19)
- Earned Myrtle Beach Invitational All-Tournament honors after leading Bears with 18.7 points per game (17+ points all 3 games)
- Scored 1,078 points over 2 seasons at UNCA, 4th player in Big South history to reach 1k as soph.

2020-21 GAME-BY-GAME

OPPONENT	DATE	GS	MIN	FG	3FG	FT	OR-DR-TR	PF	A	T	B	S	PTS
vs. Louisiana-Lafayette	11/28	*	32	9-18	3-7	0-0	2-5-7	0	4	2	0	0	21
vs. Washington	11/29	*	29	6-12	2-6	1-2	3-3-6	0	1	2	0	0	15
vs. #5 Illinois	12/2	*	32	4-10	0-2	3-4	1-1-2	0	0	0	0	0	11
vs. #1 Gonzaga	12/5												
Nicholls State	12/8												
Texas	12/13												
at Kansas State	12/19												
Arkansas Pine-Bluff	12/21												
Central Arkansas	12/29												
at Iowa State	1/2												
Oklahoma	1/6												
at TCU	1/9												
West Virginia	1/12												
at Texas Tech	1/16												
Kansas	1/18												
at Oklahoma State	1/23												
Kansas State	1/27												
Auburn	1/30												
at Texas	2/2												
TCU	2/6												
at Oklahoma	2/10												
Texas Tech	2/13												
at West Virginia	2/15												
Oklahoma State	2/20												
Iowa State	2/23												
at Kansas	2/27												

TEAGUE'S UNC ASHEVILLE STATS

YEAR	GP-GS	MIN-AVG	FG-A	PCT	3FG-A	PCT	FT-A	PCT	OFF-DEF-TOT	AVG	PF-D	A	TO	B	S	TP	AVG
2016-17 (FR.)	33-32	1124-34.1	169-361	.468	70-154	.455	101-114	.886	18-133-151	4.6	46-0	90	31	7	36	509	15.4
2017-18 (SO.)	34-34	1200-35.3	181-433	.418	97-228	.425	110-127	.866	17-132-149	4.4	57-0	85	70	4	54	569	16.7
CAREER	67-66	2324-34.7	350-794	.441	167-382	.437	211-241	.876	35-265-300	4.5	103-0	175	101	11	90	1078	16.1

TEAGUE'S BAYLOR STATS

YEAR	GP-GS	MIN-AVG	FG-A	PCT	3FG-A	PCT	FT-A	PCT	OFF-DEF-TOT	AVG	PF-D	A	TO	B	S	TP	AVG
2019-20 (JR.)	28-28	913-32.6	120-300	.400	60-169	.355	89-105	.848	29-100-129	4.6	36-0	52	35	5	27	389	13.9
2020-21 (SR.)	3-3	93-31.0	19-40	.475	5-15	.333	4-6	.667	6-9-15	5.0	0-0	5	4	0	0	47	15.7
BU CAREER	31-31	1006-32.5	139-340	.409	65-184	.353	93-111	.838	35-109-144	4.6	36-0	57	39	5	27	436	14.1
NCAA CAREER	98-97	3330-34.0	489-1134	.431	232-566	.410	304-352	.864	70-374-444	4.5	139-0	232	140	16	117	1514	15.4



0 — FLO THAMBA

F • 6-10 • 245 • JR. • 2L

KINSHASA, CONGO (MOUNTAIN MISSION SCHOOL)

SEASON HIGHS

Points: — 6 vs. Louisiana-Lafayette (11/28/20)
FG: — 2 vs. Louisiana-Lafayette (11/28/20); vs. Illinois (12/2/20)
FGA: — 4 vs. Louisiana-Lafayette (11/28/20)
3FG: —
3FGA: —
FT: — 2 vs. Louisiana-Lafayette (11/28/20)
FTA: — 4 vs. Louisiana-Lafayette (11/28/20)
Rebounds: — 7 vs. Louisiana-Lafayette (11/28/20)
Assists: —
Turnovers: — 1 vs. Louisiana-Lafayette (11/28/20)
Blocks: — 1 vs. Washington (11/28/20)
Steals: —
Minutes Played: — 20 vs. Louisiana-Lafayette (11/28/20)

CAREER HIGHS

Points: — 11 vs. UT Martin (12/18/19)
FG: — 4 vs. UT Martin (12/18/19)
FGA: — 5 vs. Kansas (1/12/19)
3FG: —
3FGA: —
FT: — 3, four times
FTA: — 6 vs. UT Martin (12/18/19)
Rebounds: — 8 vs. UT Martin (12/18/19)
Assists: — 3 vs. TCU (2/2/19)
Turnovers: — 2, seven times
Blocks: — 4 vs. UT Martin (12/18/19)
Steals: — 1, seven times
Minutes Played: — 21, three times

MISCELLANEOUS

	20-21	CAREER	BU RECORD
Double-Figure Points:	—	1	1-0
Double-Figure Rebounds:	—	—	—
Double-Doubles:	—	—	—
2+ Blocks:	—	8	7-1
Led team in Points:	—	—	—
Led team in Rebounds:	1	2	2-0
Led team in Blocks:	—	8	6-2
Led team in Bench Points:	—	3	2-1

THAMBA NOTEBOOK


- Junior with 7-foot-5 wingspan, originally from Kinshasa, Congo; splits time with Jonathan Tchamwa Tchatchoua at 5-spot
- Started first 3 games of 2020-21 season (first career starts); had 6 points and 7 rebounds in 20 minutes vs. Louisiana (11/28)
- Played off bench in 19 of 30 games last season, totaling 43 points, 42 rebounds and 13 blocks in 172 minutes
- Saw 15 minutes of action in season finale last year at West Virginia, most in any Big 12 game last season
- Made pair of clutch free throws to give Bears 1-point lead with 4:55 left in comeback win at Oklahoma State (11/18/20)
- Recorded career-highs with 11 points (4-4 FGs), 8 rebounds, 4 blocks and 21 minutes vs. UT Martin (12/18/19)
- Came off bench in 33 of 34 games as freshman in 2018-19, including 15 games with double-digit minutes
- Born in Congo, lived in England, France and South Africa, emigrated to United States in 2014
- Averaged 14.0 points, 10.0 rebounds and 1.5 blocks as senior at Mountain Mission School in Grundy, Va.
- Late addition to 2018 signing class, ranked No. 243 overall and No. 34 center by 247Sports

2020-21 GAME-BY-GAME

OPPONENT	DATE	GS	MIN	FG	3FG	FT	OR-DR-TR	PF	A	T	B	S	PTS
vs. Louisiana-Lafayette	11/28	*	20	2-4	0-0	2-4	5-2-7	2	0	1	0	0	6
vs. Washington	11/29	*	15	0-1	0-0	0-2	1-1-2	2	0	0	1	0	0
vs. #5 Illinois	12/2	*	13	2-2	0-0	0-3	0-0-0	3	0	0	0	0	4
vs. #1 Gonzaga	12/5												
Nicholls State	12/8												
Texas	12/13												
at Kansas State	12/19												
Arkansas Pine-Bluff	12/21												
Central Arkansas	12/29												
at Iowa State	1/2												
Oklahoma	1/6												
at TCU	1/9												
West Virginia	1/12												
at Texas Tech	1/16												
Kansas	1/18												
at Oklahoma State	1/23												
Kansas State	1/27												
Auburn	1/30												
at Texas	2/2												
TCU	2/6												
at Oklahoma	2/10												
Texas Tech	2/13												
at West Virginia	2/15												
Oklahoma State	2/20												
Iowa State	2/23												
at Kansas	2/27												

THAMBA'S CAREER STATS

YEAR	GP-GS	MIN-AVG	FG-A	PCT	3FG-A	PCT	FT-A	PCT	OFF-DEF-TOT	AVG	PF-D	A	TO	B	S	TP	AVG
2018-19 (FR.)	33-0	331-10.0	21-39	.538	0-0	.000	16-30	.533	31-41-72	2.2	57-1	11	24	21	6	58	1.8
2019-20 (SO.)	19-0	172-9.1	13-27	.481	0-0	.000	17-30	.567	14-28-42	2.2	33-1	2	7	13	1	43	2.3
2020-21 (JR.)	3-3	48-16.0	4-7	.571	0-0	.000	2-9	.222	6-3-9	3.0	7-0	0	1	1	0	10	3.3
CAREER	55-3	551-10.0	38-73	.521	0-0	.000	35-69	.507	51-72-123	2.2	97-2	13	32	35	7	111	2.0



5 — JORDAN TURNER

G/F • 6-8 • 195 • RFR. • SQ
HOUSTON, TEXAS (SUNRISE CHRISTIAN)

SEASON/CAREER HIGHS

- Points: —
- FG: —
- FGA: —
- 3FG: —
- 3FGA: —
- FT: —
- FTA: —
- Rebounds: —
- Assists: —
- Steals: —
- Blocks: —
- Turnovers: —
- Minutes Played: —

MISCELLANEOUS

	20-21	BU RECORD
Double-Figure Points:	—	—
Double-Figure Rebounds:	—	—
Double-Doubles:	—	—
2+ Blocks:	—	—
Led team in Points:	—	—
Led team in Rebounds:	—	—
Led team in Blocks:	—	—
Led team in Assists:	—	—

TURNER NOTEBOOK

- Redshirt freshman wing from Houston, attended Sunrise Christian in Bel Aire, Kan. for final 2 prep seasons
- Elected to take voluntary redshirt and participate on practice squad during 2019-20 season
- Played first two collegiate games in Bears' trip to Las Vegas, seeing 2 minutes of late-game action in both games
- Ranked No. 11 recruit in Texas and No. 24 SF nationally in 2019 signing class by ESPN
- Played first two prep seasons at Global Learning Village in Houston
- Twin brother, Jalyn, is sophomore on Central Oklahoma basketball squad

2020-21 GAME-BY-GAME

OPPONENT	DATE	GS	MIN	FG	3FG	FT	OR-DR-TR	PF	A	T	B	S	PTS
vs. Louisiana-Lafayette	11/28		2	0-0	0-0	0-0	0-0-0	0	0	0	0	0	0
vs. Washington	11/29		2	0-0	0-0	0-0	0-0-0	0	0	0	0	0	0
vs. #5 Illinois	12/2			DNP									
vs. #1 Gonzaga	12/5												
Nicholls State	12/8												
Texas	12/13												
at Kansas State	12/19												
Arkansas Pine-Bluff	12/21												
Central Arkansas	12/29												
at Iowa State	1/2												
Oklahoma	1/6												
at TCU	1/9												
West Virginia	1/12												
at Texas Tech	1/16												
Kansas	1/18												
at Oklahoma State	1/23												
Kansas State	1/27												
Auburn	1/30												
at Texas	2/2												
TCU	2/6												
at Oklahoma	2/10												
Texas Tech	2/13												
at West Virginia	2/15												
Oklahoma State	2/20												
Iowa State	2/23												
at Kansas	2/27												

TURNER'S CAREER STATS																	
YEAR	GP-GS	MIN-AVG	FG-A	PCT	3FG-A	PCT	FT-A	PCT	OFF-DEF-TOT	AVG	PF-D	A	TO	B	S	TP	AVG
2020-21 (RFR.)	2-0	4-2.0	0-0	.000	0-0	.000	0-0	.000	0-0-0	0.0	0-0	0	0	0	0	0	0.0
CAREER	2-0	4-2.0	0-0	.000	0-0	.000	0-0	.000	0-0-0	0.0	0-0	0	0	0	0	0	0.0



11 – MARK VITAL

G/F • 6-5 • 250 • SR. • 3L

LAKE CHARLES, LA. (ADVANCED PREP INT'L (TEXAS))

SEASON HIGHS

Points: – 8 vs. Washington (11/29/20)
FG: – 4 vs. Washington (11/29/20)
FGA: – 8 vs. Washington (11/29/20)
3FG: –
3FGA: –
FT: – 2 vs. Illinois (12/2/20)
FTA: – 3 vs. Washington (11/29/20)
Rebounds: – 15 vs. Washington (11/29/20)
Assists: – 4 vs. Washington (11/29/20)
Turnovers: – 4 vs. Washington (11/29/20)
Blocks: – 3 vs. Washington (11/29/20)
Steals: – 3 vs. Louisiana-Lafayette (11/28/20)
Minutes Played: – 27 vs. Washington (11/29/20); vs. Illinois (12/2/20)

CAREER HIGHS

Points: – 17 vs. Gonzaga (3/23/19)
FG: – 7 vs. Gonzaga (3/23/19)
FGA: – 13 vs. Kansas (1/12/19)
3FG: – 1, seven times
3FGA: – 4 vs. Jackson State (12/30/19)
FT: – 7 vs. Texas (2/27/19)
FTA: – 10 vs. Prairie View A&M (11/12/18); vs. Nicholls (11/16/18)
Rebounds: – 17 at Arizona (12/15/18)
Assists: – 8 vs. Oklahoma State (11/15/18)
Turnovers: – 7 vs. Kansas (2/10/18)
Blocks: – 3, six times
Steals: – 5 vs. SFA (12/18/18)
Minutes Played: – 41 vs. Texas (2/27/19)

MISCELLANEOUS

	20-21	CAREER	BU RECORD
Double-Figure Points:	–	25	15-10
Double-Figure Rebounds:	1	13	10-3
Double-Doubles:	–	2	2-0
5+ Assists:	–	8	7-1
2+ Blocks	1	20	15-5
Led team in Points:	–	3	0-3
Led team in Rebounds:	1	34	23-11
Led team in Assists:	–	18	11-8
Led team in Blocks:	1	21	14-7
Led team in Bench Points:	–	8	7-1

VITAL NOTEBOOK

- Bruising senior guard/forward from Lake Charles, La., sat out 2016-17 season before debuting in 2017-18
- Two-time All-Big 12 honoree (3rd Team in 2020, HM in 2019) and two-time Big 12 All-Defensive Team selection
- Tabbed as 1 of 4 finalists for 2020 Naismith Trophy Defensive Player of the Year
- Posted 15 rebounds, 8 points, 4 assists and 3 blocks in 27 minutes vs. Washington (11/29/20)
- Twice has posted as many rebounds as all opposing players combined – 11/29/20 vs. Washington (15-15), 12/15/18 at Arizona (17-14)
- Has scored in double-figures 25 times during BU career, has 13 games with double-digit rebounds and 2 double-doubles
- Has started 67 of team's last 77 games, across small forward, power forward and small-ball center
- Appeared in team-high 87 consecutive games before missing game vs. Texas Tech (3/2/20) due to knee injury
- Tied career-high with 3 blocks, including potential go-ahead layup with 1.5 seconds left in win over No. 18 Butler (12/10/19)
- Had career-high 17 points with 8 rebounds in 29 minutes of NCAA Tournament 2nd Round vs. Gonzaga (3/23/19)
- Went perfect 7-for-7 at foul line and posted 13 points, 8 rebounds and 3 assists in 84-83 OT win vs. Texas (2/27/17)
- Posted 2nd career double-double with career-high 15 points, 14 rebounds, 2 assists and 2 blocks in win vs. West Virginia (2/23/19)
- Had career-high 17 rebounds (9 offensive) in win at Arizona (12/15/18), out-rebounding all 9 Arizona players combined (14 rebounds)
- Played in all but one game vs. NCAA teams during BU career (missed vs. Randall in 2017-18 and vs. TTU in 2018-19)
- Committed to Baylor in September 2013, more than two years before signing day

2020-21 GAME-BY-GAME

OPPONENT	DATE	GS	MIN	FG	3FG	FT	OR-DR-TR	PF	A	T	B	S	PTS
vs. Louisiana-Lafayette	11/28	*	15	2-2	0-0	1-3	1-1-2	3	2	1	0	3	5
vs. Washington	11/29	*	27	4-8	0-0	0-0	7-8-15	2	4	4	3	0	8
vs. #5 Illinois	12/2	*	27	2-7	0-0	2-2	4-3-7	1	1	0	1	1	6
vs. #1 Gonzaga	12/5												
Nicholls State	12/8												
Texas	12/13												
at Kansas State	12/19												
Arkansas Pine-Bluff	12/21												
Central Arkansas	12/29												
at Iowa State	1/2												
Oklahoma	1/6												
at TCU	1/9												
West Virginia	1/12												
at Texas Tech	1/16												
Kansas	1/18												
at Oklahoma State	1/23												
Kansas State	1/27												
Auburn	1/30												
at Texas	2/2												
TCU	2/6												
at Oklahoma	2/10												
Texas Tech	2/13												
at West Virginia	2/15												
Oklahoma State	2/20												
Iowa State	2/23												
at Kansas	2/27												

VITAL'S CAREER STATS

YEAR	GP-GS	MIN-AVG	FG-A	PCT	3FG-A	PCT	FT-A	PCT	OFF-DEF-TOT	AVG	PF-D	A	TO	B	S	TP	AVG
2016-17 (FR.)		-redshirt-															
2017-18 (FR.)	33-18	786-23.8	87-181	.481	1-10	.100	47-93	.505	75-109-184	5.6	73-0	71	68	21	26	222	6.7
2018-19 (SO.)	34-34	943-27.7	89-192	.464	4-22	.182	64-121	.529	121-124-245	7.2	99-4	68	61	31	35	246	7.2
2019-20 (JR.)	29-23	755-26.0	73-159	.459	2-17	.118	28-67	.418	85-96-181	6.2	78-3	53	41	17	50	176	6.1
2020-21 (SR.)	3-3	69-23.0	8-17	.471	0-0	.000	3-5	.600	12-12-24	8.0	6-0	7	5	4	4	19	6.3
CAREER	99-78	2553-25.8	257-549	.468	7-49	.143	142-286	.497	293-341-634	6.4	256-7	199	175	73	115	663	6.7

2020-21 SEASON STATISTICS



**2020-21 Baylor Men's Basketball
Season Box Score
All games**

Page 1/1
as of Dec 03, 2020

Game Records

Record	Overall	Home	Away	Neutral
ALL GAMES	3-0	0-0	0-0	3-0
CONFERENCE	0-0	0-0	0-0	0-0
NON-CONFERENCE	3-0	0-0	0-0	3-0

Team Box Score

No.	Player	Total			3-Point		F-Throw		Rebounds				Other Stats									
		GP-GS	MIN	AVG	FG-FGA	FG%	3FG-FGA	3FG%	FT-FTA	FT%	OFF	DEF	TOT	AVG	PF	DQ	A	TO	BLK	STL	PTS	AVG
12	BUTLER, Jared	3-3	84:08	28.0	21-43	.488	7-16	.438	0-1	.000	2	9	11	3.7	6	0	12	8	3	8	49	16.3
31	TEAGUE, MaCio	3-3	92:18	30.8	19-40	.475	5-15	.333	4-6	.667	6	9	15	5.0	0	0	5	4	0	0	47	15.7
10	FLAGLER, Adam	3-0	82:14	27.4	17-31	.548	9-20	.450	4-4	1.000	4	5	9	3.0	6	0	11	1	0	0	47	15.7
45	MITCHELL, Davion	3-3	89:14	29.7	14-25	.560	7-12	.583	4-8	.500	2	10	12	4.0	8	0	20	8	0	6	39	13.0
23	TCHAMWA TCHATCHOUA, Jonathan	3-0	59:00	19.7	9-18	.500	0-0	.000	9-10	.900	11	14	25	8.3	9	0	1	4	1	0	27	9.0
4	CRYER, LJ	2-0	24:46	12.4	6-9	.667	5-7	.714	0-0	.000	0	2	2	1.0	1	0	1	0	0	2	17	8.5
24	MAYER, Matthew	3-0	37:36	12.5	9-20	.450	2-4	.500	1-4	.250	5	9	14	4.7	1	0	3	2	2	1	21	7.0
11	VITAL, Mark	3-3	69:16	23.1	8-17	.471	0-0	.000	3-5	.600	12	12	24	8.0	6	0	7	5	4	4	19	6.3
0	THAMBA, Flo	3-3	47:41	15.9	4-7	.571	0-0	.000	2-9	.222	6	3	9	3.0	7	0	1	1	1	0	10	3.3
35	PATERSON, Mark	1-0	01:44	1.7	1-1	1.000	0-0	.000	0-0	.000	0	0	0	0.0	1	0	0	0	0	0	2	2.0
32	LOVEDAY, Zach	2-0	06:08	3.1	1-1	1.000	0-0	.000	0-0	.000	0	1	1	0.5	0	0	0	0	0	1	2	1.0
5	TURNER, Jordan	2-0	04:11	2.1	0-0	.000	0-0	.000	0-0	.000	0	0	0	0.0	0	0	0	0	0	0	0	0.0
13	MOFFATT, Jackson	1-0	01:44	1.7	0-1	.000	0-0	.000	0-1	.000	0	1	1	1.0	0	0	0	0	0	0	0	0.0
Team											4	2	6									
Total		3	600		109-213	.512	35-74	.473	27-48	.563	52	77	129	43.0	45	0	60	33	11	22	280	93.3
Opponents		3	600		77-172	.448	18-61	.295	31-44	.705	22	61	83	27.7	49	2	40	45	13	16	203	67.7

Score by Periods

Team	1st	2nd	OT	TOT
Baylor	122	158	0	280
Opponents	94	109	0	203

GAME 1: #2 BAYLOR 112, LOUISIANA-LAFAYETTE 82



Official Basketball Box Score - Final
Louisiana at Baylor
 11/28/20 T-Mobile Arena, Las Vegas
 2020-21 Men's Basketball

Game Time: 5:00 PM
 Game Duration: 1:50

Officials: Gerry Pollard, Tony Padilla, Chris Rastatter

Louisiana - 82

Record: 0-1

NO.	Name	Min	FG			Rebounds			Fouls		TP	AS	TO	ST	Blocks		+/-
			M-A	3P	FT	OR	DR	TOT	PF	FD					BS	BA	
23	Dou Gueye	F 24:15	2-9	0-1	2-2	2	6	8	2	2	6	3	3	0	0	0	-25
10	Theo Akwuba	C 33:19	9-9	1-1	3-4	4	4	8	3	5	22	1	2	0	2	0	-27
0	Cedric Russell	G 33:01	10-17	3-8	3-4	0	3	3	1	2	26	1	5	1	0	0	-20
13	Mylik Wilson	G 33:19	4-12	0-3	0-0	0	3	3	2	1	8	2	2	2	1	1	-30
41	Brayan Au	G 35:42	5-8	2-5	4-5	0	3	3	1	3	16	1	5	1	0	0	-28
35	Isaiah Richards	12:39	1-3	0-0	0-1	0	1	1	5	1	2	1	1	1	0	0	-2
1	Devin Butts	14:52	1-1	0-0	0-0	0	1	1	1	0	2	1	1	0	0	0	-13
22	Kentrell Garnett	12:53	0-2	0-1	0-0	0	0	0	0	0	0	2	0	0	0	0	-5
Team						0	2	2			0						
Totals			32-61	6-19	12-16	6	23	29	15	14	82	12	19	5	3	1	-30

Shooting By Period		
1st	FG%	14-30 46.7%
	3PT%	2-10 20.0%
	FT%	10-12 83.3%
2nd	FG%	18-31 58.1%
	3PT%	4-9 44.4%
	FT%	2-4 50%
GM	FG%	32-61 52.5%
	3PT%	6-19 31.6%
	FT%	12-16 75.0%

Dead Ball Rebounds: 1, 0

Technical Fouls: NONE

Baylor - 112

Record: 1-0

NO.	Name	Min	FG			Rebounds			Fouls		TP	AS	TO	ST	Blocks		+/-
			M-A	3P	FT	OR	DR	TOT	PF	FD					BS	BA	
0	Flo Thamba	F 20:02	2-4	0-0	2-4	5	2	7	2	2	6	0	1	0	0	0	16
11	Mark Vital	F 15:12	2-2	0-0	1-3	1	1	2	3	2	5	2	1	3	0	0	17
12	Jared Butler	G 27:41	7-13	3-5	0-0	0	3	3	2	0	17	4	2	3	1	1	19
31	MaCio Teague	G 31:46	9-18	3-7	0-0	2	5	7	0	1	21	4	2	0	0	1	22
45	Davion Mitchell	G 26:58	7-9	2-2	2-4	0	4	4	3	6	18	6	1	3	0	0	30
10	Adam Flagler	28:19	5-9	2-5	0-0	1	2	3	2	1	12	7	0	0	0	0	21
23	Jonathan Tchamwa Tchatchoua	15:34	2-5	0-0	2-2	1	6	7	3	2	6	0	2	0	0	0	12
24	Matthew Mayer	12:44	4-10	0-1	0-0	2	1	3	0	1	8	1	1	0	0	0	3
4	LJ Cryer	14:53	6-9	5-7	0-0	0	2	2	0	0	17	1	0	2	0	1	8
32	Zach Loveday	04:24	1-1	0-0	0-0	0	0	0	0	0	2	0	0	1	0	0	2
5	Jordan Turner	02:27	0-0	0-0	0-0	0	0	0	0	0	0	0	0	0	0	0	0
Team						3	0	3			0						
Totals			45-80	15-27	7-13	15	26	41	15	15	112	25	10	12	1	3	30

Shooting By Period		
1st	FG%	22-39 56.4%
	3PT%	9-15 60.0%
	FT%	0-2 0%
2nd	FG%	23-41 56.1%
	3PT%	6-12 50.0%
	FT%	7-11 63.6%
GM	FG%	45-80 56.3%
	3PT%	15-27 55.6%
	FT%	7-13 53.8%

Dead Ball Rebounds: 3, 0

Technical Fouls: Vital 1st 10:04

	LOU	BAY
Biggest lead	4 (1 st 18:45)	33 (2 nd 4:25)
Best Scoring Run	6 (1 st 13:18)	15 (1 st 4:22)
Lead Changes	1	
Times Tied	0	
Time with Lead	01:32	37:27

	LOU	BAY
Points from		
Turnovers	15	30
Paint	40	52
Second Chance	7	19
Fast Breaks	6	13
Bench	4	45

	Period by Period Scoring		
	1st	2nd	TOT
LOU	40	42	82
BAY	53	59	112

GAME 2: #2 BAYLOR 86, WASHINGTON 52



Official Basketball Box Score - Final
Washington at Baylor
 11/29/20 T-Mobile Arena, Las Vegas
 2020-21 Men's Basketball

Game Time: 3:00 PM
 Game Duration: 1:47

Officials: Tony Padilla, Gerry Pollard, Chris Rastatter

Washington - 52

Record: 0-1

NO. Name	Min	FG			Rebounds			Fouls		TP	AS	TO	ST	Blocks		+/-
		M-A	3P M-A	FT M-A	OR	DR	TOT	PF	FD					BS	BA	
1 Nate Roberts	F 29:10	3-7	0-0	0-0	2	3	5	3	0	6	0	2	1	4	2	-36
13 Hameir Wright	F 13:34	1-3	0-2	0-0	1	0	1	5	1	2	1	2	1	0	0	-4
5 Jamal Bey	G 24:01	2-4	1-3	3-3	1	1	2	0	3	8	0	1	0	1	1	-29
10 Erik Stevenson	G 25:19	2-6	2-5	2-2	0	0	0	2	2	8	1	4	3	0	2	-18
55 Quade Green	G 24:13	1-5	0-3	0-0	0	0	0	0	1	2	2	2	2	0	0	-22
0 Marcus Tsohonis	14:16	0-3	0-1	0-0	0	1	1	0	2	0	4	1	0	0	0	-14
33 J'Raun Brooks	14:13	3-6	0-1	0-0	0	2	2	0	0	6	0	0	0	0	0	-15
21 RaeQuan Battle	29:27	3-11	2-8	2-3	0	3	3	1	2	10	3	1	1	1	0	-20
4 Nate Pryor	11:23	2-5	0-1	0-2	0	0	0	0	1	4	0	0	0	0	1	-1
22 Cole Bajema	11:54	1-1	0-0	2-2	0	1	1	2	2	4	0	0	0	0	0	-8
52 Riley Sorn	02:30	1-1	0-0	0-0	0	0	0	1	0	2	1	0	0	0	0	-3
Team					1	3	4			0		1				
Totals		19-52	5-24	9-12	5	14	19	14	14	52	12	14	8	6	6	-34

Shooting By Period		
1st FG%	8-26	30.8%
3PT%	4-16	25.0%
FT%	4-4	100%
2nd FG%	11-26	42.3%
3PT%	1-8	12.5%
FT%	5-8	62.5%
GM FG%	19-52	36.5%
3PT%	5-24	20.8%
FT%	9-12	75.0%

Dead Ball Rebounds: 2, 1

Technical Fouls: NONE

Baylor - 86

Record: 1-0

NO. Name	Min	FG			Rebounds			Fouls		TP	AS	TO	ST	Blocks		+/-
		M-A	3P M-A	FT M-A	OR	DR	TOT	PF	FD					BS	BA	
0 Flo Thamba	F 15:05	0-1	0-0	0-2	1	1	2	2	4	0	0	0	0	1	0	7
11 Mark Vital	F 26:36	4-8	0-0	0-0	7	8	15	2	1	8	4	4	0	3	2	24
12 Jared Butler	G 25:53	8-12	4-7	0-0	0	3	3	3	1	20	5	3	2	1	0	25
31 MaCio Teague	G 29:27	6-12	2-6	1-2	3	3	6	0	1	15	1	2	0	0	1	28
45 Davion Mitchell	G 31:21	2-8	1-5	1-2	1	3	4	1	2	6	7	4	1	0	0	32
10 Adam Flagler	24:25	6-11	5-9	0-0	2	1	3	1	1	17	1	1	0	0	1	22
23 Jonathan Tchamwa Tchatchoua	19:29	5-9	0-0	2-2	4	5	9	2	2	12	1	1	0	1	1	29
24 Matthew Mayer	10:55	2-4	1-2	1-2	2	2	4	1	1	6	2	1	0	0	1	6
4 LJ Cryer	09:53	0-0	0-0	0-0	0	0	0	1	0	0	0	0	0	0	0	-3
5 Jordan Turner	01:44	0-0	0-0	0-0	0	0	0	0	0	0	0	0	0	0	0	0
13 Jackson Moffatt	01:44	0-1	0-0	0-1	0	1	1	0	1	0	0	0	0	0	0	0
32 Zach Loveday	01:44	0-0	0-0	0-0	0	1	1	0	0	0	0	0	0	0	0	0
35 Mark Paterson	01:44	1-1	0-0	0-0	0	0	0	1	0	2	0	0	0	0	0	0
Team					1	1	2			0		0				
Totals		34-67	13-29	5-11	21	29	50	14	14	86	21	16	3	6	6	34

Shooting By Period		
1st FG%	14-29	48.3%
3PT%	6-13	46.2%
FT%	4-6	66.7%
2nd FG%	20-38	52.6%
3PT%	7-16	43.8%
FT%	1-5	20%
GM FG%	34-67	50.7%
3PT%	13-29	44.8%
FT%	5-11	45.5%

Dead Ball Rebounds: 3, 0

Technical Fouls: NONE

	WAS	BAY
Biggest lead	0 (1 st 20:00)	37 (2 nd 2:10)
Best Scoring Run	7 (1 st 6:13)	15 (1 st 9:55)
Lead Changes	0	
Times Tied	0	
Time with Lead	00:00	38:15

	WAS	BAY
Points from Turnovers	9	11
Paint	26	34
Second Chance	7	24
Fast Breaks	10	10
Bench	26	37

	Period by Period Scoring		
	1st	2nd	TOT
WAS	24	28	52
BAY	38	48	86

GAME 3: #2 BAYLOR 82, #5 ILLINOIS 69



Official Basketball Box Score - Final

Illinois at Baylor

12/02/20 Bankers Life Fieldhouse, Indianapolis
Jimmy V Classic

Game Time: 10:00 PM

Game Duration: 1:58

Officials: Doug Simmons, Keith Kimble, Ray Natili

Illinois - 69

Record: 3-1

NO.	Name	Min	FG			Rebounds			Fouls		TP	AS	TO	ST	Blocks		+/-
			M-A	M-A	M-A	OR	DR	TOT	PF	FD					BS	BA	
21	Kofi Cockburn	C 17:35	3-4	0-0	1-3	1	3	4	4	2	7	0	0	0	1	0	-2
1	Trent Frazier	G 32:49	3-6	2-4	0-0	0	5	5	1	2	8	3	5	1	0	1	-3
11	Ayo Dosunmu	G 38:06	6-18	2-3	4-5	1	5	6	3	3	18	5	3	1	0	1	-15
20	Da'Monte Williams	G 32:34	2-3	1-2	1-2	2	5	7	2	1	6	0	1	0	0	0	-8
44	Adam Miller	G 30:51	2-11	0-6	0-0	0	2	2	2	0	4	1	1	0	0	1	-9
5	Andre Curbelo	16:05	3-6	1-1	4-4	0	2	2	4	4	11	4	1	0	0	1	-17
15	Giorgi Bezhanishvili	24:34	7-10	1-1	0-0	3	1	4	3	2	15	1	1	1	2	0	-4
33	Coleman Hawkins	05:22	0-1	0-1	0-2	2	1	3	0	1	0	0	0	0	1	0	-8
3	Jacob Grandison	02:04	0-0	0-0	0-0	0	0	0	1	1	0	2	0	0	0	1	
Team						2	0	2			0						
Totals			26-59	7-18	10-16	11	24	35	20	16	69	16	12	3	4	4	-13

Shooting By Period		
1 st	FG%	13-32 40.6%
	3PT%	3-10 30.0%
	FT%	1-6 16.7%
2 nd	FG%	13-27 48.1%
	3PT%	4-8 50.0%
	FT%	9-10 90%
GM	FG%	26-59 44.1%
	3PT%	7-18 38.9%
	FT%	10-16 62.5%

Dead Ball Rebounds: 3, 0

Technical Fouls::NONE

Baylor - 82

Record: 3-0

NO.	Name	Min	FG			Rebounds			Fouls		TP	AS	TO	ST	Blocks		+/-
			M-A	M-A	M-A	OR	DR	TOT	PF	FD					BS	BA	
0	Flo Thamba	F 12:34	2-2	0-0	0-3	0	0	0	3	2	4	0	0	0	0	0	14
11	Mark Vital	F 27:28	2-7	0-0	2-2	4	3	7	1	4	6	1	0	1	1	1	-3
12	Jared Butler	G 30:34	6-18	0-4	0-1	2	3	5	1	1	12	3	3	3	1	0	4
31	MaCio Teague	G 31:05	4-10	0-2	3-4	1	1	2	0	2	11	0	0	0	0	1	0
45	Davion Mitchell	G 30:55	5-8	4-5	1-2	1	3	4	4	3	15	7	3	2	0	1	17
10	Adam Flagler	29:30	6-11	2-6	4-4	1	2	3	3	3	18	3	0	0	0	0	14
23	Jonathan Tchamwa Tchatchoua	23:57	2-4	0-0	5-6	6	3	9	4	4	9	0	1	0	0	1	-2
24	Matthew Mayer	13:57	3-6	1-1	0-2	1	6	7	0	1	7	0	0	1	2	0	21
Team						0	1	1			0						
Totals			30-66	7-18	15-24	16	22	38	16	20	82	14	7	7	4	4	13

Shooting By Period		
1 st	FG%	12-33 36.4%
	3PT%	2-7 28.6%
	FT%	5-10 50%
2 nd	FG%	18-33 54.5%
	3PT%	5-11 45.5%
	FT%	10-14 71.4%
GM	FG%	30-66 45.5%
	3PT%	7-18 38.9%
	FT%	15-24 62.5%

Dead Ball Rebounds: 5, 3

Technical Fouls::NONE

	ILL	BAY
Biggest lead	2 (1 st 15:34)	16 (2 nd 6:13)
Best Scoring Run	7 (2 nd 3:50)	9 (2 nd 7:24)
Lead Changes	14	
Times Tied	10	
Time with Lead	06:43	24:48

	ILL	BAY
Points from		
Turnovers	8	17
Paint	30	38
Second Chance	7	24
Fast Breaks	14	10
Bench	26	34

	Period by Period Scoring		
	1st	2nd	TOT
ILL	30	39	69
BAY	31	51	82

2019 NCAA TOURNAMENT SECOND ROUND VS. GONZAGA



Official Basketball Box Score – Game Totals – Final Statistics
 Baylor vs Gonzaga
 03/23/19 6:10 pm CT at Vivint SmartHome Arena (Salt Lake City)



BIG 12 CONFERENCE

Baylor 71 • 20-14

#	Player		Total			3-Ptr			Rebounds			PF	TP	A	TO	Blk	Stl	Min
			FG-FGA	FG-FGA	FT-FTA	FG-FGA	FG-FGA	FT-FTA	Off	Def	Tot							
04	Kegler, Mario	f	1-6	0-2	1-2	1	2	3	3	3	3	1	1	0	2	29		
11	Vital, Mark	f	7-9	0-0	3-4	5	3	8	5	17	0	0	0	2	29			
03	McClure, King	g	5-9	1-3	4-5	2	5	7	3	15	1	2	1	1	36			
10	Mason, Makai	g	5-16	2-7	5-5	0	1	1	2	17	5	0	0	0	36			
12	Butler, Jared	g	4-13	1-8	2-4	0	3	3	3	11	1	2	0	1	32			
00	Thamba, Flo		0-0	0-0	0-0	0	0	0	1	0	0	0	1	0	3			
02	Bando, Devonte		1-3	0-1	2-2	0	1	1	1	4	0	2	0	1	13			
24	Mayer, Matthew		0-0	0-0	0-0	0	0	0	0	0	0	1	0	0	3			
33	Gillespie, Freddie		2-4	0-0	0-0	1	0	1	2	4	0	1	0	1	19			
Team						3	0	3				1						
Totals			25-60	4-21	17-22	12	15	27	20	71	10	10	3	6	200			

FG % 1st Half: 8-27 29.6% 2nd half: 17-33 51.5% Game: 25-60 41.7% Deadball Rebounds 2
 3FG % 1st Half: 1-10 10.0% 2nd half: 3-11 27.3% Game: 4-21 19.0%
 FT % 1st Half: 6-8 75.0% 2nd half: 11-14 78.6% Game: 17-22 77.3%

Gonzaga 83 • 32-3

#	Player		Total			3-Ptr			Rebounds			PF	TP	A	TO	Blk	Stl	Min
			FG-FGA	FG-FGA	FT-FTA	FG-FGA	FG-FGA	FT-FTA	Off	Def	Tot							
15	Brandon Clarke	f	15-18	0-0	6-8	4	4	8	3	36	3	1	5	2	36			
21	Rui Hachimura	f	2-6	0-0	2-3	2	3	5	3	6	0	3	0	0	23			
24	Corey Kispert	f	6-8	4-6	0-0	2	5	7	3	16	1	1	1	0	35			
13	Josh Perkins	g	3-8	1-5	4-8	0	1	1	2	11	6	2	0	1	36			
23	Zach Norvell Jr.	g	3-9	1-6	2-2	3	4	7	3	9	5	2	0	0	38			
00	Geno Crandall		1-2	1-2	0-0	0	1	1	2	3	2	2	0	2	11			
22	Jeremy Jones		0-0	0-0	0-0	0	0	0	1	0	0	0	1	0	3			
33	Killian Tillie		1-6	0-1	0-0	0	6	6	4	2	2	0	0	1	18			
Team						2	2	4										
Totals			31-57	7-20	14-21	13	26	39	21	83	19	11	7	6	200			

FG % 1st Half: 15-27 55.6% 2nd half: 16-30 53.3% Game: 31-57 54.4% Deadball Rebounds 5
 3FG % 1st Half: 3-11 27.3% 2nd half: 4-9 44.4% Game: 7-20 35.0%
 FT % 1st Half: 6-8 75.0% 2nd half: 8-13 61.5% Game: 14-21 66.7%

Officials: Brent Hampton, James Breeding, Randy McCall

Technical fouls: Baylor-None. Gonzaga-Corey Kispert.

Attendance:

2019 NCAA Tournament Second Round

Score by periods	1st	2nd	Total
Baylor	23	48	71
Gonzaga	39	44	83

Points	In Paint	Off T/O	2nd Chance	Fast Break	Bench
BU	38	14	14	8	8
GU	42	11	19	16	5

Last FG - BU 2nd-00:24, GU 2nd-01:07.
 Largest lead - BU by 3 1st-19:13, GU by 19 1st-04:32.
 BU led for 02:57. GU led for 34:38. Game was tied for 02:25.

Score tied - 2 times.
 Lead changed - 1 time.

2020-21 TEAM GAME-BY-GAME



2020-21 Baylor Basketball
Baylor Team Game-by-Game (as of Dec 03, 2020)
All games



BIG 12 CONFERENCE

TEAM STATISTICS

Opponent	Date	Score	W	Total		3-Pointers		Free throws		Rebounds				pf	a	t/o	blk	stl	pts	avg
				fg-fga	pct	3fg-fga	pct	ft-fa	pct	off	def	tot	avg							
vs Louisiana	11/28/20	112-82	W	45-80	.563	15-27	.556	7-13	.538	15	26	41	41.0	15	25	10	1	12	112	112.0
vs Washington	11/29/20	86-52	W	34-67	.507	13-29	.448	5-11	.455	21	29	50	45.5	14	21	16	6	3	86	99.0
vs Illinois	12/02/20	82-69	W	30-66	.455	7-18	.389	15-24	.625	16	22	38	43.0	16	14	7	4	7	82	93.3
Baylor		280		109-213	.512	35-74	.473	27-48	.563	52	77	129	43.0	45	60	33	11	22	280	93.3
Opponents		203		77-172	.448	18-61	.295	31-44	.705	22	61	83	27.7	49	40	45	13	16	203	67.7

Games played: 3
Points/game: 93.3
FG Pct: 51.2
3FG Pct: 47.3
FT Pct: 56.3

Rebounds/game: 43.0
Assists/game: 20.0
Turnovers/game: 11.0
Assist/turnover ratio: 1.8
Steals/game: 7.3
Blocks/game: 3.7

2020-21 OPPONENT GAME-BY-GAME



2020-21 Baylor Basketball
Baylor Opponent Game-by-Game (as of Dec 03, 2020)
All games



BIG 12 CONFERENCE

OPPONENT STATISTICS

Opponent	Date	Score	W	Total		3-Pointers		Free throws		Rebounds				pf	a	t/o	blk	stl	pts	avg
				fg-fga	pct	3fg-fga	pct	ft-fa	pct	off	def	tot	avg							
vs Louisiana	11/28/20	112-82	W	32-61	.525	6-19	.316	12-16	.750	6	23	29	29.0	15	12	19	3	5	82	82.0
vs Washington	11/29/20	86-52	W	19-52	.365	5-24	.208	9-12	.750	5	14	19	24.0	14	12	14	6	8	52	67.0
vs Illinois	12/02/20	82-69	W	26-59	.441	7-18	.389	10-16	.625	11	24	35	27.7	20	16	12	4	3	69	67.7
Opponents		203		77-172	.448	18-61	.295	31-44	.705	22	61	83	27.7	49	40	45	13	16	203	67.7
Baylor		280		109-213	.512	35-74	.473	27-48	.563	52	77	129	43.0	45	60	33	11	22	280	93.3

Games played: 3
Points/game: 67.7
FG Pct: 44.8
3FG Pct: 29.5
FT Pct: 70.5

Rebounds/game: 27.7
Assists/game: 13.3
Turnovers/game: 15.0
Assist/turnover ratio: 0.9
Steals/game: 5.3
Blocks/game: 4.3

THE LAST TIME ...

THE LAST TIME A BAYLOR TEAM...

Scored 110 Points.....	112 vs. Louisiana-Lafayette (11/28/20)
Scored 100 Points.....	112 vs. Louisiana-Lafayette (11/28/20)
Scored 90 Points.....	112 vs. Louisiana-Lafayette (11/28/20)
Scored Fewer than 50 Points.....	44 at Kansas (1/14/13)
Won by 40 Points.....	44 vs. Central Arkansas (11/5/19)
Won by 30 Points.....	34 vs. Washington (11/29/20)
Shot 65 pct from floor.....	66.1 (41-62) vs. Texas Southern (12/14/17)
Shot 60 pct from floor.....	60.8 (31-51) vs. PVAMU (11/12/18)
Shot less than 30 pct from floor.....	29.8 (17-57) at TCU (1/10/15)
Shot 65 pct from 3FG.....	70.6 (12-17) vs. Central Arkansas (11/10/17)
Shot 60 pct from 3FG.....	60.0 (15-25) at Oklahoma State (1/14/19)
Shot less than 15 pct from 3FG.....	111 (2-18) vs. Ole Miss (11/23/18)
Shot less than 10 pct from 3FG.....	.083 (1-12) vs. TCU (1/2/18)
Made 15 3-point field goals.....	15 vs. Louisiana-Lafayette (11/28/20)
Failed to make a 3FG.....	0-8 at Texas Tech (2/21/90)
Shot 95 pct from FT line.....	100.0 (9-9) at Oklahoma State (2/6/18)
Shot 90 pct from FT line.....	93.8 (15-16) at Florida (1/25/20)
Shot less than 40 pct from FT line.....	27.3 (3-11) vs. Texas Southern (11/6/18)
Had 60 Rebounds.....	60 vs. Huston-Tillotson (1/21/15)
Had 55 Rebounds.....	58 vs. Savannah State (12/17/17)
Had 50 Rebounds.....	50 vs. Washington (11/29/20)
Had 25 Offensive Rebounds.....	26 vs. Kansas (1/12/19)
Had 20 Offensive Rebounds.....	21 vs. Washington (11/29/20)
Had 40 Defensive Rebounds.....	43 vs. Savannah State (12/17/17)
Had 35 Assists.....	40 vs. Hardin-Simmons (12/16/15)
Had 30 Assists.....	32 vs. Savannah State (12/17/17)
Had 25 Assists.....	25 vs. Louisiana-Lafayette (11/28/20)
Had 25 Turnovers.....	29 at West Virginia (1/10/17)
Had 20 Turnovers.....	20 vs. West Virginia (2/15/20)
Had fewer than 7 Turnovers.....	5 at Kansas (1/11/20)
Had fewer than 5 Turnovers.....	4 at West Virginia (2/22/14)
Had 16 Steals.....	16 vs. Savannah State (11/23/15)
Had 15 Steals.....	15 vs. Texas State (11/15/19)
Had 12 Steals.....	13 vs. Texas Tech (3/2/20)
Had 12 Blocked Shots.....	12 vs. Louisiana-Lafayette (11/28/20)
Had 10 Blocked Shots.....	10 vs. TCU (2/2/19)
Had no Blocked Shots.....	at West Virginia (1/21/19)
Had two 20-point scorers.....	Mario Kegler (23), Devonte Bando (22) vs. West Virginia (2/13/19)
Had two 25-point scorers.....	Jo Lual-Acuil Jr. (31), Manu Lecomte (25) vs. Savannah State (12/17/17)
Had seven double-figure scorers.....	vs. Long Beach State (3/20/13)
Had six double-figure scorers.....	vs. Kansas State (1/22/18)
Had five double-figure scorers.....	vs. Louisiana-Lafayette (11/28/20)
Had all five starters score in double figures.....	vs. Oklahoma State (2/8/20)
Had all five starters score 15+ points.....	vs. Central Arkansas (11/10/17)
Had no players score in double figures.....	vs. Texas A&M (3/5/08)
Had no starters score in double figures.....	at Kansas State (3/3/18)
Had four players score 15+ points.....	vs. Louisiana-Lafayette (11/28/20)
Had five players score 15+ points.....	vs. Central Arkansas (11/10/17)
Had four players score 18+ points.....	vs. Savannah State (12/17/17)
Had four players with 5+ assists.....	vs. Savannah State (12/17/17)
Had two double-doubles.....	Freddie Gillespie (10p/11r), Davion Mitchell (14p/10a) vs. Kansas State (2/25/20)
Had two double-figure rebounders.....	Mark Vital (14), Mario Kegler (10) vs. West Virginia (2/23/19)
Scored 50-plus points in first half.....	53 vs. Louisiana-Lafayette (11/28/20)
Scored 50-plus points in second half.....	51 vs. Illinois (12/2/20)
Scored 50-plus points in both halves.....	vs. Louisiana-Lafayette (11/28/20)
Scored 60-plus points in first half.....	61 vs. Savannah State (12/17/17)
Scored 60-plus points in second half.....	60 at Iowa State (1/9/16)
Scored fewer than 20 points in 1st half.....	15 at Wichita State (12/1/18)
Scored fewer than 20 points in 2nd half.....	19 vs. Butler (12/20/19)
Overcame a 20-point deficit to win.....	vs. Louisville, trailed 32-10, won 66-63 (11/25/16)
Overcame a 15-pt deficit with less than 10 min left to win.....	vs. Texas, trailed 55-36, won 84-83 (2/27/19)
Overcame a 20-point deficit.....	vs. Mississippi State, trailed 40-20 (3/18/18)
Overcame a 15-point halftime deficit to win.....	vs. Louisville, trailed 39-24, won 66-63 (11/25/16)
Overcame a 10-point halftime deficit to win.....	vs. Texas, trailed 40-29, won 84-83 (2/27/19)
Overcame a 10-point 2nd half deficit to win on the road.....	at OSU, trailed 47-35, won 75-68 (1/18/20)
Won an OT game.....	71-68 vs. Texas Tech (3/2/20)
Lost an OT game.....	78-81 vs. TCU (1/2/18)
Won a 2OT game.....	74-73 at Texas (2/12/18)
Lost a 2OT game.....	84-91 to Colorado (3/13/08)
Won a 3OT game.....	Never
Lost a 3OT game.....	93-97 at SMU (1/9/88)
Won a 4OT game.....	96-95 vs. North Texas (12/17/88)
Lost a 4OT game.....	Never
Won a 5OT game.....	116-110 at Texas A&M (1/23/08)
Lost a 5OT game.....	Never

THE LAST TIME A BAYLOR PLAYER...

Recorded a Triple-Double (Pts/Reb/Ast).....	Kenny Chery (20/10/12) vs. Kansas State (2/15/14)
Recorded a Triple-Double (Pts/Reb/Blk).....	Ekpe Udoh (18/17/10) vs. Morgan State (1/6/10)
Recorded a Double-Double Off the Bench.....	Terry Maston (12p/10r) vs. TAMU-CC (11/13/17)
Recorded a Double-Double Before Halftime.....	King McClure (12p/10r) vs. George Mason (11/24/18)
Scored 35 Points.....	Makai Mason (40) vs. TCU (2/2/19)
Scored 30 Points.....	Jared Butler (30) vs. Central Arkansas (11/5/19)
Scored 30 Points in a Road Game.....	Jared Butler (31) at Kansas (3/9/19)
Scored 20 Points in a 1st Half.....	King McClure (20) at Oklahoma State (1/14/19)
Scored 25 Points in a 2nd Half.....	Makai Mason (27) vs. TCU (2/2/19)
Scored 20 Points in a 2nd Half.....	Jared Butler (23) at Kansas (3/9/19)
Scored 30 Points off the Bench.....	Nuni Omot (30) at Kansas State (3/3/18)
Scored 25 Points off the Bench.....	Terry Maston (26) vs. Mississippi State (3/18/18)
Scored 20 Points off the Bench.....	Devonte Bando (22) vs. West Virginia (2/23/19)
Made 5+ 3-pointers in a 1st Half.....	King McClure (6-7) at Oklahoma State (1/14/19)
Made 5+ 3-pointers in a 2nd Half.....	Makai Mason (6-8) vs. TCU (2/2/19)
Had 20 Rebounds.....	Jo Lual-Acuil Jr. (20) vs. Savannah State (12/17/17)
Had 15 Rebounds.....	Mark Vital (15) vs. Washington (11/29/20)
Had 8+ Offensive Rebounds.....	Freddie Gillespie (8) vs. Texas Tech (3/2/20)
Had 9+ Offensive Rebounds.....	Mark Vital (9) at Arizona (12/15/18)
Had 12 Rebounds in a Half.....	Johnathan Motley (14 in 2nd half) vs. Texas (1/17/17)
Had 10 Rebounds in a Half.....	King McClure (10 in 1st half) vs. George Mason (11/24/18)
Had 10 Assists.....	Davion Mitchell (10) vs. Kansas State (2/25/20)
Had 10+ Assists and 0 Turnovers.....	Jake Lindsey (11 AST/0 TO) vs. Kansas State (3/9/17)
Had 5 Blocked Shots.....	Freddie Gillespie (6) vs. TCU (2/1/20)
Had 6 Blocked Shots.....	Freddie Gillespie (6) vs. TCU (2/1/20)
Had 7 Blocked Shots.....	Jo Lual-Acuil Jr. (7) vs. Oklahoma (2/21/17)
Had 5 Steals.....	Jared Butler (5) vs. Ohio (11/21/19)
Had 6 Steals.....	Lester Medford (7) vs. Savannah State (11/23/15)
Played 40+ Minutes.....	Devonte Bando (43), Davion Mitchell (41), Jared Butler (40) vs. TTU (3/2/20)
Played 45+ Minutes.....	Jo Lual-Acuil Jr. (48) & Manu Lecomte (46) at Texas (2/12/18)
Made a Game-Winning Shot.....	Terry Maston (2FG) vs. Texas Tech, 59-57 (2/17/18)
Made a Game-Winning Shot in Final 10 Seconds.....	Jo Lual-Acuil Jr. (Dunk) at Texas, 74-73 2ot (2/12/18)
Made a Game-Winning Shot at Buzzer.....	Lester Medford (3FG) at Texas Tech, 63-60 (1/16/16)
Made a Game-Winning FT in Final 10 Seconds.....	Mario Kegler vs. Texas, 84-83 OT (2/29/19)

THE LAST TIME A BAYLOR OPPONENT...

Scored 100 Points.....	102 at Kansas (1/2/16)
Scored 90 Points.....	90 vs. Kansas State (1/22/18)
Scored Fewer than 50 Points at Home.....	45 at Texas (2/10/20)
Scored Fewer than 50 Points on the Road.....	44 vs. Texas (1/4/20)
Scored Fewer than 40 Points.....	39 vs. McNeese State (11/14/14)
Won by 30 Points.....	40 at Oklahoma (1/20/07)
Shot 65 pct from floor.....	66.1 (39-59) at Oklahoma (2/26/05)
Shot 60 pct from floor.....	62.0 (31-50) vs. Oklahoma (1/23/16)
Shot less than 25 pct from floor.....	23.4 (11-47) vs. Prairie View A&M (12/2/15)
Shot 55 pct from 3FG.....	55.7 (15-27) vs. Texas (2/27/19)
Shot less than 15 pct from 3FG.....	143 (2-14) vs. George Mason (11/24/18)
Made 15 3-point field goals.....	15 vs. Texas (2/27/19)
Shot 95 pct from FT line.....	95.7 (22-23) at Ole Miss (1/28/17)
Shot less than 50 pct from FT line.....	33.3 (5-15) vs. Texas (1/4/20)
Had 50 Rebounds.....	62 vs. Wake Forest (Anaheim) (11/30/08)
Had fewer than 20 Rebounds.....	19 vs. Washington (11/29/20)
Had 20 Offensive Rebounds.....	20 vs. Wagner (3/13/18)
Had 25 Assists.....	29 vs. Oklahoma (1/23/16)
Had 20 Turnovers.....	20 vs. Texas Tech (3/2/20)
Had fewer than 5 Turnovers.....	4 at West Virginia (2/22/14)
Had 13 Steals.....	15 at West Virginia (1/10/17)
Had 12 Steals.....	12 vs. West Virginia (3/9/17)
Had 12+ Blocked Shots.....	13 vs. West Virginia (2/20/18)
Had 10+ Blocked Shots.....	10 at Kansas (1/11/20)
Had no Blocked Shots.....	at Oklahoma State (2/8/17)
Had two 20-point scorers.....	Cedric Russell (26), Theo Akwuba (22) vs. ULL (11/28/20)
Had three 20-point scorers.....	Abdel Nader (26), Georges Niang (24), Monte Morris (20) vs. Iowa State (2/16/16)
Had five double-figure scorers.....	vs. Oklahoma State (2/8/20)
Had four 15+ point scorers.....	at Texas (2/12/18)
Had no double-figure scorers.....	vs. Iowa State (1/15/20)
Had two double-figure rebounders.....	Kenrich Williams (12), Vlad Brodziansky (10) at TCU (1/21/17)
Scored 50-plus points in 1st half.....	51 at Texas A&M (12/19/15)
Scored 50-plus points in 2nd half.....	52 at West Virginia (3/7/20)
Scored 20 points or fewer in 1st half.....	16 at Texas (2/8/20)
Scored 20 points or fewer in 2nd half.....	20 vs. Texas (1/6/18)
Failed to make a 3FG.....	vs. Oklahoma, 0-12 (2/25/12)

THE LAST TIME A BAYLOR OPPOSING PLAYER

Scored 30 Points.....	Brandon Clarke (36) vs. Gonzaga (3/23/19)
Had 20 Rebounds.....	Jamahl Moseley (20) vs. Colorado [Kansas City] (3/8/01)
Had 15 Rebounds.....	Udoka Azubuike (19) vs. Kansas (2/22/20)
Had 10 Assists.....	Courtney Ramey (10) vs. Texas (2/27/19)
Had 8 Turnovers.....	Trae Young (8) vs. Oklahoma (2/27/18)
Had 7 Turnovers.....	Jarrett Culver (7) vs. Texas Tech (1/19/19)
Had 8 Blocked Shots.....	Sagaba Konate (9) vs. West Virginia (2/20/18)
Had 7 Blocked Shots.....	Udoka Azubuike (7) at Kansas (1/11/20)
Had 6 Blocked Shots.....	Kevin Samuel (6) vs. TCU (2/1/20)
Had 5 Steals.....	Dedric Lawson (5) vs. Kansas (1/12/19)
Had 6 Steals.....	Jevon Carter (6) vs. West Virginia (3/9/18)

2020-21 INDIVIDUAL SUPERLATIVES

CATEGORY	BAYLOR	OPPONENT
Points Scored	21, MaCio Teague vs. ULL (11/28)	26, Cedric Russell vs. ULL (11/28)
Field Goals Made	9, MaCio Teague vs. ULL (11/28)	10, Cedric Russell vs. ULL (11/28)
FGs Attempted	18, MaCio Teague vs. ULL (11/28) 18, Jared Butler vs. Illinois (12/2)	18, Ayo Dosunmu vs. Illinois (12/2)
Highest FG % (min 5 made)	.778 (7-9), Davion Mitchell vs. ULL (11/28)	1.000 (9-9), Theo Akwuba vs. ULL (11/28)
3-Point FGs Made	5, LJ Cryer vs. ULL (11/28) 5, Adam Flagler vs. Washington (11/29)	3, Cedric Russell vs. ULL (11/28)
3-Point FGs Attempted	9, Adam Flagler vs. Washington (11/29)	8, Cedric Russell vs. ULL (11/28) 8, RaeQuan Battle vs. Washington (11/29)
3-Point FG % (min 5 att)	.800 (4-5), Davion Mitchell vs. Illinois (12/2) .714 (5-7), LJ Cryer vs. ULL (11/28)	.400 (2-5), Brayan Au vs. ULL (11/28) .400 (2-5), Erik Stevenson vs. Washington (11/29)
Free Throws Made	5, Jonathan Tchamwa Tchatchoua vs. Illinois (12/2)	4, three players
Free Throws Attempted	6, Jonathan Tchamwa Tchatchoua vs. Illinois (12/2)	5, Brayan Au vs. ULL (11/28) 5, Ayo Dosunmu vs. Illinois (12/2)
Free Throw % (min 7 att)	–	–
Offensive Rebounds	7, Mark Vital vs. Washington (11/29)	4, Theo Akwuba vs. ULL (11/28)
Defensive Rebounds	8, Mark Vital vs. Washington (11/29)	6, Dou Gueye vs. ULL (11/28)
Total Rebounds	15, Mark Vital vs. Washington (11/29)	8, Dou Gueye & Theo Akwuba vs. ULL (11/28)
Assists	7, Adam Flagler vs. ULL (11/28) 7, Davion Mitchell vs. Washington (11/29) & vs. Illinois (12/2)	5, Ayo Dosunmu vs. Illinois (12/2)
Turnovers	4, Mark Vital & Davion Mitchell vs. Washington (11/29)	5, Cedric Russell & Brayan Au vs. ULL (11/28) 5, Trent Frazier vs. Illinois (12/2)
Blocked Shots	3, Mark Vital vs. Washington (11/29)	4, Nate Roberts vs. Washington (11/29)
Steals	3, Vital, Butler & Mitchell vs. ULL (11/28) 3, Jared Butler vs. Illinois (12/2)	3, Erik Stevenson vs. Washington (11/29)
Minutes Played	32, MaCio Teague vs. ULL (11/28) & vs. Illinois (12/2)	38, Ayo Dosunmu vs. Illinois (12/2)
Fouls Drawn	6, Davion Mitchell vs. ULL (11/28)	5, Theo Akwuba vs. ULL (11/28)
Plus-Minus	+32, Davion Mitchell vs. Washington (11/29)	-1, Nate Pryor vs. Washington (11/29)

2020-21 TEAM SUPERLATIVES

BAYLOR HIGH	BAYLOR LOW	CATEGORY	OPPONENT HIGH	OPPONENT LOW
112 vs. ULL (11/28)	82 vs. Illinois (12/2)	Points Scored	82 vs. ULL (11/28)	52 vs. Washington (11/29)
53 vs. ULL (11/28)	31 vs. Illinois (12/2)	Points, 1st Half	40 vs. ULL (11/28)	24 vs. Washington (11/29)
59 vs. ULL (11/28)	48 vs. Washington (11/29)	Points, 2nd Half	42 vs. ULL (11/28)	28 vs. Washington (11/29)
–	–	Points/Overtime	–	–
45 vs. ULL (11/28)	30 vs. Illinois (12/2)	Field Goals Made	32 vs. ULL (11/28)	19 vs. Washington (11/29)
80 vs. ULL (11/28)	66 vs. Illinois (12/2)	Field Goal Attempts	61 vs. ULL (11/28)	52 vs. Washington (11/29)
.563 (45-80) vs. ULL (11/28)	.455 (30-66) vs. Illinois (12/2)	FG Percentage	.525 (32-61) vs. ULL (11/28)	.365 (19-52) vs. Washington (11/29)
15 vs. ULL (11/28)	7 vs. Illinois (12/2)	3-Point FGs Made	7 vs. Illinois (12/2)	5 vs. Washington (11/29)
29 vs. Washington (11/29)	18 vs. Illinois (12/2)	3-Point FG Attempts	24 vs. Washington (11/29)	18 vs. Illinois (12/2)
.556 (15-27) vs. ULL (11/28)	.389 (7-18) vs. Illinois (12/2)	3-Point FG Percentage	.389 (7-18) vs. Illinois (12/2)	.208 (5-24) vs. Washington (11/29)
15 vs. Illinois (12/2)	5 vs. Washington (11/29)	Free Throws Made	12 vs. ULL (11/28)	9 vs. Washington (11/29)
24 vs. Illinois (12/2)	11 vs. Washington (11/29)	Free Throw Attempts	16 vs. ULL (11/28) & vs. Illinois (12/2)	12 vs. Washington (11/29)
.625 (15-24) vs. Illinois (12/2)	.454 (5-11) vs. Washington (11/29)	Free Throw Percentage	.750, twice	.625 (10-16) vs. Illinois (12/2)
21 vs. Washington (11/29)	15 vs. ULL (11/28)	Offensive Rebounds	11 vs. Illinois (12/2)	5 vs. Washington (11/29)
29 vs. Washington (11/29)	22 vs. Illinois (12/2)	Defensive Rebounds	24 vs. Illinois (12/2)	14 vs. Washington (11/29)
50 vs. Washington (11/29)	38 vs. Illinois (12/2)	Total Rebounds	35 vs. Illinois (12/2)	19 vs. Washington (11/29)
25 vs. ULL (11/28)	14 vs. Illinois (12/2)	Assists	16 vs. Illinois (12/2)	12, twice
16 vs. Washington (11/29)	7 vs. Illinois (12/2)	Turnovers	19 vs. ULL (11/28)	12 vs. Illinois (12/2)
6 vs. Washington (11/29)	1 vs. ULL (11/28)	Blocked Shots	6 vs. Washington (11/29)	3 vs. ULL (11/28)
12 vs. ULL (11/28)	3 vs. Washington (11/29)	Steals	8 vs. Washington (11/29)	3 vs. Illinois (12/2)
16 vs. Illinois (12/2)	14 vs. Washington (11/29)	Fouls	20 vs. Illinois (12/2)	14 vs. Washington (11/29)



2020-21

3-0

BIG 12

0-0

AP

2nd

COACHES

1st

NET

-

#21 BAYLOR vs. #12 GONZAGA | GAME 4
Dec. 5, 2020 (Indianapolis, Ind. / Bankers Life Fieldhouse)

Baylor Broadcast Notes

0
4
5
10
11
12
13
23
24
31
32
45



Flo Thamba

F • 6-10 • 245 • Jr. • Kinshasa, Congo

	MIN	PTS	REB	BLK	FG%	3FG%	FT%
SEA	16.0	3.3	3.0	0.3	.571	.000	.222
B12	—	—	—	—	—	—	—
CAR	10.0	2.0	2.2	0.6	.521	.000	.507

- Junior big man with 7-foot-5 wingspan, originally from Democratic Republic of the Congo
- Made career-first start in season opener, posting 6 points and 7 rebounds in 20 minutes
- Splitting time with Tchatchoua at 5-spot; played in 52 of 64 games over 2 seasons (all off bench)
- Born in Congo, lived in England, France and South Africa, emigrated to United States in 2014
- Has blocked 35 shots over 551 career minutes played, good for 2.5 blocks/40 minutes



LJ Cryer

G • 6-1 • 185 • Fr. • Katy, Texas

	MIN	PTS	REB	AST	FG%	3FG%	FT%
SEA	12.5	8.5	1.0	0.5	.667	.714	.000
B12	—	—	—	—	—	—	—
CAR	12.5	8.5	1.0	0.5	.667	.714	.000

- True freshman guard from Katy, Texas, ranked as nation's No. 12 PG in 2020 HS class by ESPN
- Came off bench for 17 points and 2 steals in 15 minutes of first collegiate game vs. Louisiana
- Scored 3,488 points over high school career, 5th-most all-time in Texas public schools
- Averaged 34.2 points, 5.3 assists and 2.4 steals as HS senior, earning Class 6A All-State honors
- Parents both attended Grambling, father Lionel Sr. played football, mother Tamica played volleyball



Jordan Turner

G/F • 6-8 • 195 • RFr. • Houston, Texas

	MIN	PTS	REB	AST	FG%	3FG%	FT%
SEA	2.0	0.0	0.0	0.0	.000	.000	.000
B12	—	—	—	—	—	—	—
CAR	2.0	0.0	0.0	0.0	.000	.000	.000

- Redshirt freshman wing from Houston, attended Sunrise Christian in Bel Aire, Kan.
- Took voluntary redshirt during 2019-20 season, participated on team's practice squad
- Ranked No. 11 recruit in Texas and No. 24 SF nationally in 2019 signing class by ESPN
- Played first two prep seasons at Global Learning Village in Houston
- Twin brother, Jalyn, is sophomore on Central Oklahoma basketball squad



Adam Flagler

G • 6-3 • 180 • So. • Duluth, Ga.

	MIN	PTS	REB	AST	FG%	3FG%	FT%
SEA	27.0	15.7	3.0	3.7	.548	.450	1.000
B12	—	—	—	—	—	—	—
CAR	30.4	15.8	3.4	1.4	.446	.390	.843

* Flagler's career stats include one season at Presbyterian

- Third-year sophomore, transfer from Presbyterian; led PC with 15.9 PPG as freshman in 2018-19
- Has made a 3-pointer in all 39 collegiate games, which is nation's 5th-longest active streak
- 11:1 AST-TO ratio in 3 games this year after 1.07 A:T (45a/42t) as freshman at Presbyterian in 2018-19
- Posted game-high 18 points off bench (11 in 2nd half) in win over No. 5 Illinois (12/2/20)
- 12+ points off bench in each of first 3 games; has scored 10+ points in 35 of 39 career games



Mark Vital (VYE-tuhl)

G/F • 6-5 • 250 • Sr. • Lake Charles, La.

	MIN	PTS	REB	AST	FG%	3FG%	FT%
SEA	23.0	6.3	8.0	2.3	.471	.000	.600
B12	—	—	—	—	—	—	—
CAR	25.8	6.7	6.4	2.0	.468	.143	.497

- Bruising 5th-year forward, two-time All-Big 12 honoree and Big 12 All-Defensive Team selection
- Had career-high 17 points with 8 rebounds in 29 min of 2019 NCAA Tournament 2nd Round vs. Gonzaga
- Elected to return for final year to complete college degree, will become family's first college graduate
- 15 rebounds, 8 pts, 4 assts, 3 blks vs. Washington, matching UW players' combined rebounds (15-15)
- 1 of 4 finalists for 2020 Naismith Trophy Defensive Player of Year



Jared Butler

G • 6-3 • 195 • Jr. • Reserve, La.

	MIN	PTS	REB	AST	FG%	3FG%	FT%
SEA	28.0	16.3	3.7	4.0	.488	.438	.000
B12	—	—	—	—	—	—	—
CAR	28.4	13.1	3.2	3.0	.414	.370	.778

- 2020 All-American (3rd Team), went through draft process and elected to return for junior season
- Led team in scoring in 18 of last 32 games and in 24 times during collegiate career; started last 53 games
- Ranked as nation's No. 5 player by CBS Sports and No. 2 nationally among guards by The Athletic
- Scored 16+ pts in 9 of last 10 games (18.3 ppg) while shooting 43% (29-of-67) from 3-point range
- Had 31 points at Allen Fieldhouse as freshman, then had 22 to lead BU to first win at KU as sophomore



Jackson Moffatt

G/F • 6-7 • 200 • So. • Magnolia, Texas

	MIN	PTS	REB	AST	FG%	3FG%	FT%
SEA	2.0	0.0	1.0	0.0	.000	.000	.000
B12	—	—	—	—	—	—	—
CAR	2.0	0.0	0.3	0.0	.000	.000	.000

- Third-year sophomore walk-on from Magnolia High School; took voluntary redshirt in 2018-19
- Has appeared in 7 career games, totaling 2 rebounds and 1 steal in 15 minutes
- Scored 2,066 points during prep career, becoming Magnolia's all-time leading scorer
- 3-time first-team All-District 20-5A honoree and 2-time TABC All-Region selection
- Holds MHS record for single-game scoring with 45-point game



Jonathan Tchamwa Tchatchoua (CHAWM-wuh CHAT-chew-wuh)

F • 6-8 • 245 • So. • Douala, Cameroon

	MIN	PTS	REB	BLK	FG%	3FG%	FT%
SEA	19.7	9.0	8.3	0.3	.500	.000	.900
B12	—	—	—	—	—	—	—
CAR	13.9	3.9	3.9	0.6	.480	.000	.722

* Tchamwa Tchatchoua's career stats include one season at UNLV

- Third-year sophomore big man, transferred to BU after one season at UNLV; on practice squad last season
- 21 points & 18 rebounds in 43 minutes off bench over last 2 games 12P 9R vs. UW; 9P 9R vs. ILL
- Born in Cameroon, moved to Australia for final two years of high school (NBA Global Academy)
- Played 31 games (11 starts) as freshman at UNLV, averaged 3.4 ppg, 3.5 rpg, 0.7 bpg in 13.3 mpg
- Posted double-double with 13 points, 12 rebounds in just 16 minutes of win vs. Colorado State (11/21/19)



Matthew Mayer (MYE-er)

G/F • 6-9 • 225 • Jr. • Austin, Texas

	MIN	PTS	REB	AST	FG%	3FG%	FT%
SEA	12.7	7.0	4.7	1.0	.450	.500	.250
B12	—	—	—	—	—	—	—
CAR	11.7	4.8	2.1	0.8	.377	.342	.650

- Junior wing with length, range and quick release, provides instant offense off bench
- Last 10 Games: 8.3 ppg in 14.7 mpg, shooting 52% (33-63), including 60% on 2-point FGs (26-43)
- Has 10 career games with 10+ pts off bench, including 3 of last 10 games (13-WVU, 10-KU, 19-KSU)
- Had 7 points, 7 rebounds and 2 blocks in 14 minutes off bench vs. No. 5 Illinois (12/2/20)
- 4-star recruit from Austin's Westlake High School, ranked among top-100 recruits nationally in 2018 class



MaCio Teague (may-SEE-oh)

G • 6-4 • 195 • Sr. • Cincinnati, Ohio

	MIN	PTS	REB	AST	FG%	3FG%	FT%
SEA	31.0	15.7	5.0	1.7	.475	.333	.667
B12	—	—	—	—	—	—	—
CAR	34.0	15.4	4.5	2.4	.431	.410	.864

* Teague's career stats include two seasons at UNC Asheville

- 5th-year senior, earned 2020 2nd Team All-Big 12 and unanimous Big 12 All-Newcomer Team honors
- BU is 24-1 when he scores 10+ points (9.5 ppg in 4 losses - 8 vs. UW, 8 vs. KU, 13 at TCU, 9 at WVU)
- Ranks 10th among active D1 players with 229 career 3FGM, ranks 32nd with .410 3-point percentage
- Led team in scoring with 15+ points in 6 straight games before breaking wrist at Texas (2/10/20)
- Has made a 3FG in 52 of last 56 games; 12 career games with 5+ 3FGs, 39 games with 3+ 3FGs



Zach Loveday

F • 7-0 • 215 • Fr. • Gallipolis, Ohio

	MIN	PTS	REB	BLK	FG%	3FG%	FT%
SEA	3.0	1.0	0.5	0.0	1.000	.000	.000
B12	—	—	—	—	—	—	—
CAR	3.0	1.0	0.5	0.0	1.000	.000	.000

- True freshman 7-footer from Ohio, played final two HS seasons at Huntington Prep in West Virginia
- Ranked No. 2 player in Ohio and No. 20 center in 2020 class by ESPN
- Ranked No. 51 player nationally and No. 12 among centers in 2020 class by Rivals
- 1 of 5 players on 2019-20 Huntington Prep squad to sign with Division I programs
- Father, Billy Loveday, played basketball at Hanover College



Davion Mitchell (DAY-vee-ahn)

G • 6-2 • 205 • Jr. • Hinesville, Ga.

	MIN	PTS	REB	AST	FG%	3FG%	FT%
SEA	29.7	13.0	4.0	6.7	.560	.583	.500
B12	—	—	—	—	—	—	—
CAR	24.5	6.9	2.0	2.9	.424	.331	.655

* Mitchell's career stats include one season at Auburn

- Leads Big 12 with 6.67 assists/game; 6+ assists in 3 of 3 games this season (6 of 30 games last yr)
- 2020 Big 12 Newcomer of Year, 2nd Team All-Big 12, Naismith Defensive POY semifinalist
- Finished 2nd in Big 12 with 1.61 assist-to-TO ratio and 4th with 3.9 apg in 2020 conference play
- Teams are 41-4 in games in which he's played 20+ minutes (Auburn 12-0, Baylor 29-4)
- Teams are 18-1 in games in which he's scored 10+ points (Auburn 2-0, Baylor 16-1)

Head Coach: Scott Drew (18th season at Baylor)
 Associate Head Coach: Jerome Tang (18th season at Baylor)
 Assistant Coach: Alvin Brooks III (5th season at Baylor)
 Assistant Coach: John Jakus (4th season at Baylor)

Special Assistant & Director of Player Personnel: Jared Nuness
 Special Assistant to the Head Coach: Bill Peterson
 Director of Basketball Operations: Aditya Malhotra
 Director of Video Operations: Ty Beard
 Athletic Trainer: Dave Snyder
 Strength Coach: Charlie Melton