

BAYLOR

BASKETBALL GAME NOTES



Follow **Baylor Basketball** on Twitter, Instagram and Facebook: **@BaylorMBB**

GAME 1

2/1 **BAYLOR** (26-4, 15-3 in 2019-20) vs. **LOUISIANA-LAFAYETTE** (14-19, 8-12 in 2019-20)



Nov. 28, 2020 • 7:00 p.m. CT • Watch: FloHoops • Listen: 92.9 FM in Central Texas & TuneIn App
Las Vegas, Nev. • T-Mobile Arena (20,000) • Social Media: **@BaylorMBB** | **#SicEm** | **#1TGF**

MEDIA INFORMATION

TV: FloHoops

Talent: Tony Cordasco (pxp), TBD (analyst)

BU Radio: Baylor-IMG College / 92.9 FM in Central Texas

Talent: Pat Nunley (pxp), David Kaye (analyst)

Satellite Radio: TBD

Social Media: **@BaylorMBB** | **#SicEm** | **#1TGF**

All-Time Series Baylor is 7-3

Drew Era Baylor is 1-0

Waco Baylor is 4-0

Lafayette Baylor is 3-3

Neutral Never Met

Last Meeting Nov. 17, 2013 – BU 87, ULL 68

2020-21 SCHEDULE & RESULTS

DATE	BU	OPP	OPPONENT	TV	TIME
N28	2/1	—	vs. Louisiana-Lafayette ¹	FloHoops	7 pm
N29	2/1	—	vs. Washington ¹	TBD	5 pm
D2	—	—	vs. Illinois ²	ESPN	9 pm
D5	—	—	vs. Gonzaga ³	CBS	12 pm
D8	—	—	NICHOLLS STATE	Big 12 Now/ESPN+	7 pm
D13	—	—	• TEXAS	TBD	TBD
D19	—	—	• at Kansas State	TBD	TBD
D21	—	—	• UAPB	Big 12 Now/ESPN+	TBD
D29	—	—	CENTRAL ARKANSAS	Big 12 Now/ESPN+	TBD
J2	—	—	• at Iowa State	TBD	TBD
J6	—	—	• OKLAHOMA	TBD	TBD
J9	—	—	• at TCU	TBD	TBD
J12	—	—	• WEST VIRGINIA	TBD	TBD
J16	—	—	• at Texas Tech	TBD	TBD
J18	—	—	• KANSAS	TBD	TBD
J23	—	—	• at Oklahoma State	TBD	TBD
J27	—	—	• KANSAS STATE	TBD	TBD
J30	—	—	AUBURN ⁴	TBD	TBD
F2	—	—	• at Texas	TBD	TBD
F6	—	—	• TCU	TBD	TBD
F10	—	—	• at Oklahoma	TBD	TBD
F13	—	—	• TEXAS TECH	TBD	TBD
F15	—	—	• at West Virginia	TBD	TBD
F20	—	—	• OKLAHOMA STATE	TBD	TBD
F23	—	—	• IOWA STATE	TBD	TBD
F27	—	—	• at Kansas	TBD	TBD
M10-13			Big 12 Championship ⁵	TBD	TBD

SCHEDULE KEY

- 1 – Vegas Bubble at T-Mobile Arena (Las Vegas, Nev.)
 - 2 – Jimmy V Classic at Bankers Life Arena (Indianapolis, Ind.)
 - 3 – at Bankers Life Arena (Indianapolis, Ind.)
 - 4 – Big 12/SEC Challenge at Ferrell Center (Waco, Texas)
 - 5 – Big 12 Championship at T-Mobile Center (Kansas City)
- Rankings: AP/Coaches at time of game; All times Central

BAYLOR ATHLETICS COMMUNICATIONS

DAVID KAYE

Assistant AD

254-709-5147 • David_Kaye@baylor.edu

STORY LINES

- No. 2/1 Baylor opens the season Saturday vs. Louisiana-Lafayette at Las Vegas' T-Mobile Arena.
- Baylor is No. 1 in the preseason coaches' poll and No. 2 in the AP Top 25 – both highest preseason rankings in program history. This is the 7th time Baylor has been ranked No. 1 nationally.
- Baylor has been in the Preseason AP Top 25 in 8 of 11 seasons since its first preseason ranking in 2010-11.
- Baylor is facing ULL for the 11th time and is 7-3 in the all-time series, including 1-0 in the Drew era.
- Baylor is 2-0 against Bob Marlin coached teams under Drew, defeating SHSU in 2010 and ULL in 2013.
- Baylor returns four All-Big 12 players from a 2019-20 team which went 26-4 and spent five weeks ranked No. 1 nationally. The Bears finished last season ranked No. 4 in the coaches poll (No. 5 in AP).
- BU will be without 2020 Big 12 Coach of the Year **Scott Drew**, who is in the middle of a 10-day isolation period after testing positive for COVID-19 on Nov. 20. Drew will rejoin the team in Indianapolis.
- Associate head coach **Jerome Tang** will serve as acting head coach. Tang has been on Drew's staff for all 18 years at Baylor, and he previously served as interim head coach for 2 games in 2012-13 (2-0).
- Baylor is on a school-record streak of 12 straight weeks top-5 ranked (previously 6 straight in 2017).
- BU led by at least 5 points in every game last season and built a double-digit lead in 24 of 30 games.
- Baylor's streak of 21 consecutive AP polls ranked is 3rd-longest in program history (all since 2010).
- Baylor's defense forced 15+ turnovers in 18 of 30 games last season.
- Among BU returners is **Jared Butler**, who is the first preseason AP All-American in program history.
- BU also welcomes back **MaCio Teague**, an all-conference pick in all 3 of his collegiate seasons.
- BU returns two players who were semifinalists for the 2020 Naismith Defensive Player of the Year. **Mark Vital** was 1 of 4 finalists, while **Davion Mitchell** joined Vital among the 10 semifinalists.
- Baylor is playing its 242nd game as a ranked team under Drew – BU was ranked in 2 of 2197 games over the program's 97 seasons prior to Drew. Since 2008-09, BU has been ranked in 239 of 421 games.
- BU finished ranked top-10 nationally in offensive rebounding pct (No. 8) for a 7th consecutive year.
- Baylor has won 20+ games in 11 of the last 13 years. The Bears reached the 20-win mark only 3 times in 101 seasons prior to 2008. BU is averaging 24 wins per season since 2008.
- Head coach **Scott Drew** is in his 18th season in Waco and is BU's all-time wins leader (342-211).
- Baylor is 1 of 6 Power-5 programs to win 18+ games in each of the last 12 seasons since 2008, joining Duke, Kansas, Kentucky, Michigan State and North Carolina.
- BU has advanced to 8 consecutive postseasons, tied as the nation's 10th-longest active streak.
- The Bears have now been ranked in every AP Top 25 spot except No. 8 during the 17-year Drew era.
- BU is 10-2 all-time as a No. 1-ranked team, including 9-1 in 5 weeks as No. 1 last season.
- BU was picked to win the Big 12 in the league's preseason coaches' poll for the first time.
- Baylor signed the highest-ranked recruiting class in program history (No. 4) earlier this month. BU inked 5-star Kendall Brown, 4-star Langston Love and 4-star Jeremy Sochon for the 2021-22 season.
- Baylor has posted a 71-11 mark in November and December games since 2013.

TEAM INFORMATION

BAYLOR (26-4, 15-3 Big 12 in 2019-20)

Ranking	2nd – AP, 1st – Coaches
Head Coach	Scott Drew (Butler, 1993)
Career Record	362-224 (18th season)
BU Record	342-213 (17th season)
vs. ASU	4-0

LOUISIANA (14-19, 8-12 Sun Belt in 2019-20)

Ranking	NR – AP, NR – Coaches
Head Coach	Bob Marlin (Mississippi State, 1981)
Career Record	413-274 (23rd season)
ULL Record	188-143 (11th season)
vs. BU	1-2
SID	Matt Sullivan – Matt.Sullivan@louisiana.edu

BAYLOR 2019-20 STATS

#	P	NAME	YR	PPG	RPG	APG	MPG
12	G	Jared Butler	So.	16.0	3.2	3.1	30.4
31	G	MaCio Teague	RJr.	13.9	4.6	1.9	32.6
45	G	Davion Mitchell	RSo.	9.9	2.7	3.8	32.4
11	F	Mark Vital	RJr.	6.1	6.2	1.8	26.0
24	F	Matthew Mayer	So.	4.8	1.9	0.8	11.6
0	F	Flo Thamba	So.	2.3	2.2	0.7*	9.1
13	F	Jackson Moffatt	RFr.	0.0	0.2	0.0	2.0
4	G	LJ Cryer	Fr.	—	—	—	—
5	F	Jordan Turner	RFr.	—	—	—	—
10	G	Adam Flagler	So.	%15.9	3.4	1.3	30.7
23	F	J. Tchamwa Tchatchoua	So.	*3.4	3.5	0.7*	13.3
32	F	Zach Loveday	Fr.	—	—	—	—

* - blocks \$ - 2018-19 at UNLV % - 2018-19 at Presbyterian

PRONUNCIATIONS

John JAKUS	JAYK-us
Matthew MAYER	MYE-er
DAVION Mitchell	DAY-vee-ahn
Jonathan TCHAMWA TCHATCHOUA	CHAWM-wuh CHAT-chew-wuh
MACIO Teague	may-SEE-oh
Mark VITAL	VYE-tuhl

PARTICIPATION

CAREER STARTS

94	MaCio Teague (66 at UNC Asheville)
75	Mark Vital
64	Freddie Gillespie (23 at Carleton)
51	Jared Butler
50	Tristan Clark
30	Davion Mitchell
10	Devonte Bando

CAREER GAMES PLAYED (NCAA)

96	Mark Vital
95	MaCio Teague (67 at UNC Asheville)
87	Freddie Gillespie (31 at Carleton)
70	Tristan Clark
64	Davion Mitchell (34 at Auburn)
64	Devonte Bando
64	Jared Butler
63	Matthew Mayer
52	Flo Thamba
24	Obim Okeke
6	Jackson Moffatt

2020-21 SEASON HONORS

JARED BUTLER

Preseason All-America Team (Associated Press)
 Preseason Big 12 Player of the Year
 Preseason All-Big 12 Team (unanimous)
 Naismith Trophy Preseason Watch List
 Bob Cousy Point Guard of the Year Award Watch List
 No. 5 on CBS Sports Top 101 Players in CBB
 No. 2 on The Athletic's Top 20 Guards in CBB

DAVION MITCHELL

No. 67 on CBS Sports Top 101 Players in CBB
 No. 10 on The Athletic's Top 20 Guards in CBB

MACIO TEAGUE

Preseason All-Big 12 honorable mention
 Naismith Trophy Preseason Watch List
 Jerry West Shooting Guard of the Year Award Watch List
 No. 24 on CBS Sports Top 101 Players in CBB
 No. 12 on The Athletic's Top 20 Wings in CBB

MARK VITAL

Preseason All-Big 12 honorable mention
 Karl Malone Power Forward of the Year Watch List
 No. 71 on CBS Sports Top 101 Players in CBB

QUICK HITS

- Baylor's 23-game winning streak last season was the longest ever by a Big 12 team (previously 22 by 1996-97 KU).
- BU's 13-game conference winning streak was the longest in school history (previously 11 in 1946 SWC).
- Baylor has won 20+ games in 11 of the last 13 seasons after recording only three 20-win seasons in the previous 100 years of Baylor Basketball (1946, 1948, 1988).
- Baylor is 51-5 when leading at halftime over the last 3 seasons since 2017-18 (21-2 last season).
- Baylor has won 89% of its games when leading at the half since 2011-12 (169-21).
- BU is 114-23 since 2015-16 when leading at any point in the 2nd half of a game (26-3 last season).
- Baylor is 217-97 over the last 9 seasons, averaging 24 wins per season since 2012.
- Baylor's 217 wins since 2011-12 are second-most in the Big 12 behind only Kansas (264).
- Baylor is 308-144 since 2007-08, the first year Drew's staff had a full allotment of scholarships.
- BU returns 8 players with at least 30 games of DI experience, including a pair of sophomore transfers who will join the rotation after sitting out last season – Adam Flagler and Jonathan Tchamwa Tchatchoua.
- Eight of Baylor's players either have used or are currently using a redshirt year. Four after transferring to BU – Flagler, Mitchell, Tchamwa Tchatchoua and Teague, and three as freshmen – Moffatt, Turner, Vital and Dainja.
- Nine of Baylor's 10 starting point guards under Drew have earned All-Big recognition (15 of last 16 seasons).
- Baylor is 1 of 14 teams nationally to appear in every postseason since 2012 (6 NCAAs, 2 NITs).
- Baylor has the nation's 10th-longest active streak with at least one 3-point FG made in 933 straight games – the last time Baylor failed to make a 3-pointer was more than 29 years ago, on Feb. 21, 1990 vs. Texas Tech (0-8).
- BU is 6-1 all-time in Big 12/SEC Challenges, the best record of any team in either league. Combined with a 3-1 mark in the Big 12/Pac-10 Series and 1-0 in the Big 12/Big East Battle, Baylor is 10-2 in conference challenges.
- Baylor has won 6 tournament titles under Drew (2007 Paradise Jam, 2011 Las Vegas Classic, 2013 NIT, 2016 Battle 4 Atlantis, 2017 Hall of Fame Classic and 2019 Myrtle Beach Invitational).

ONE OF THE GREATEST REBUILDS IN NCAA HISTORY

- Scott Drew became Baylor head coach in 2003, starting of one of the greatest rebuilds in NCAA history.
- Drew was named 2020 NBC Sports National Coach of the Year and 2017 Basketball Times National COY.
- Drew is now in his 18th season at Baylor and is the school's all-time wins leader (342).
- Drew is coaching his 556th game at Baylor (342-213). His .616 winning percentage is best in BU history among coaches with 40+ games, and he's the program's all-time wins leader.
- Baylor has a .681 winning percentage (308-144) since Drew's first year with no scholarship restrictions in 2007-08 and a .691 winning percentage (217-97) over the last 9 seasons since 2011-12.
- Drew (50) is the youngest of 12 coaches nationally to take his current program to four Sweet 16s since 2010.
- Baylor is playing its 242nd game as a ranked team in Drew's 17 seasons. BU was ranked in 2 of 2,197 games over the program's first 97 seasons prior to Drew. Since 2008-09, BU has been ranked in 239 of 421 games.
- In Drew's first 16 seasons at Baylor, 42 players have gone on to professional careers.

UP NEXT

- Baylor stays in Vegas to take on Washington at 5 p.m. CT Sunday. TV network information is to be determined.
- BU then heads to Indianapolis for a pair of games against top-10 opponents. Baylor faces No. 8 Illinois Wednesday night in the Jimmy V Classic, then takes on No. 1 Gonzaga Saturday afternoon, both at Bankers Life Fieldhouse.

2020-21 BAYLOR BASKETBALL ROSTER

NO.	NAME	HT.	WT.	CL.	WING.	HOMETOWN/HIGH SCHOOL (PREVIOUS COLLEGE)
0	Flo Thamba, F	6-10	245	Jr.	7-5	Kinshasa, Democratic Republic of Congo/Mountain Mission
4	LJ Cryer, G	6-1	185	Fr.	6-3	Katy, Texas/Morton Ranch HS
5	Jordan Turner, G/F	6-8	195	Fr. [%]	7-0	Houston, Texas/Sunrise Christian
10	Adam Flagler, G	6-3	180	So. [%]	6-3	Duluth, Ga./Duluth HS (Presbyterian)
11	Mark Vital, G/F	6-5	250	Sr. [^]	6-9	Lake Charles, La./Advanced Prep International
12	Jared Butler, G	6-3	195	Jr.	6-3	Reserve, La./Riverside Academy
13	Jackson Moffatt, G/F	6-7	200	So.	6-7	Magnolia, Texas/Magnolia HS
23	Jonathan Tchamwa Tchatchoua, F	6-8	245	So. [%]	7-3	Douala, Cameroon/NBA Global Academy - Australia (UNLV)
24	Matthew Mayer, G/F	6-9	225	Jr.	6-8	Austin, Texas/Westlake HS
31	MaCio Teague, G	6-4	195	Sr. [#]	6-11	Cincinnati, Ohio/Walnut Hills HS (UNC Asheville)
32	Zach Loveday, F	7-0	215	Fr.	7-0	Gallipolis, Ohio/Huntington Prep
35	Mark Paterson, G	6-1	180	Sr.	6-0	Dallas, Texas/Trinity Christian Addison (St. Edward's)
42	Dain Dainja, F	6-9	270	Fr.	7-7	Brooklyn Park, Minn./Park Center HS
45	Davion Mitchell, G	6-2	205	Jr. [#]	6-3	Hinesville, Ga./Liberty County HS (Auburn)

[^] - sat out 2016-17 as redshirt ^{*} - sat out 2017-18 as redshirt [#] - sat out 2018-19 as redshirt [%] - sat out 2019-20 season as redshirt

COACHING & SUPPORT STAFF

Head Coach: Scott Drew (Butler, 1993), 17th season at Baylor (18th season as Division I head coach)
Associate Head Coach: Jerome Tang (Charter Oak State, 2007), 17th season at Baylor
Assistant Coach: Alvin Brooks III (Idaho State, 2002), 4th season at Baylor
Assistant Coach: John Jakus (Trinity International, 1999), 3rd season at Baylor
Special Assistant & Director of Player Development: Jared Nuness (Valparaiso, 2001), 10th season at Baylor
Special Assistant to the Head Coach: Bill Peterson (Eckerd, 1979), 3rd season at Baylor
Director of Basketball Operations: Aditya Malhotra (Baylor, 2006), 7th season at Baylor
Director of Video Operations: Ty Beard (Baylor, 2009), 3rd season at Baylor

SEVENTH TIME RANKED NO. 1 NATIONALLY

- Baylor is ranked No. 1 in one of the national polls for the seventh time in program history. BU was No. 1 for the first time on Jan. 9, 2017, then spent five consecutive weeks ranked No. 1 in 2020 from Jan. 20-Feb. 17.
- The Bears have been ranked in 24 of 25 AP Top 25 spots during the Drew era (all since 2008). The only spot Baylor hasn't been ranked in the AP poll is No. 8.

FOUR ALL-BIG 12 PLAYERS RETURN

- All five Baylor starters were named to 2020 All-Big 12 teams, making BU the first team in the league's 24-year history with five players on All-Big 12 teams, and four of those players are back for the 2020-21 season.
- **Jared Butler** became Baylor's first underclassman named first-team All-Conference since Terry Teagle in 1980, and he was named a consensus third-team All-American.
- **MaCio Teague** has been all-conference in all three of his previous seasons. He was a first-team All-Big South honoree while at UNC Asheville in 2017 and 2018 and earned second-team All-Big 12 honors in 2020.
- **Mark Vital** and **Davion Mitchell** are back after earning third-team All-Big 12 and Big 12 All-Defensive Team honors.

TWELVE STRAIGHT WEEKS TOP-5 RANKED

- BU is No. 2 in this week's AP Top 25, extending its school-record streak to 12 straight weeks top-5 ranked.
- Baylor's 5-week streak at No. 1 was the longest since Kentucky in 2015 and longest by a Texas team since 1968.
- Baylor's streak of 21 consecutive weeks ranked in the AP Top 25 is the 3rd-longest streak in program history – 25 consecutive polls in 2016-17, 22 in 2011-12 and **21 in 2019-20**.

SERIES HISTORY VS. LOUISIANA-LAFAYETTE

- Baylor and Louisiana-Lafayette are meeting for the 11th time and the first time at a neutral site.
- Baylor is 7-3 all-time vs. ULL – 4-0 in Waco and 3-3 in Lafayette.
- BU is 2-0 vs. Bob Marlin-coached teams under Drew. The Bears defeated Sam Houston State in the 2010 NCAA Tournament and knocked off Louisiana-Lafayette on Nov. 17, 2013.

SERIES HISTORY VS. WASHINGTON

- Baylor is 1-3 all-time vs. Washington, including a 67-64 loss in Anchorage last season, which was the first meeting between the teams since 1955. BU led that game 31-24 at the half and built its lead to 59-46 with 8:40 remaining, but Washington closed on a 21-5 run.
- The Bears' final made field goal came with 5:33 left. **Jared Butler** had a team-high 18 points, but the Bears committed 16 turnovers and shot only 35% from the field.

DREW'S CREW VS. THE PAC-12 CONFERENCE

- **Scott Drew** has posted a 12-5 record against Pac-12 teams while at Baylor, including wins in 5 of the last 6 meetings. The Bears won both games against Pac-12 teams last year – 58-49 at Arizona and 57-47 vs. Oregon.
- BU has faced 7 Pac-12 teams under Drew: Arizona (2-0), Arizona State (4-0), Colorado (2-1), Oregon (2-1), USC (1-0), Washington State (1-2) and Washington (0-1). BU is 5-1 in home games, 4-3 at neutral sites and 3-1 in road games.
- Baylor wins: vs. No. 14 Arizona St. (2008-09), at Washington St. (2008-09), at Arizona St. (2009-10), home vs. Arizona St. (2010-11), vs. Colorado (2011-12), home vs. Arizona St. (2012-13), vs. Colorado (2013-14), home vs. No. 4 Oregon (2016-17), vs. USC (2016-17), at Arizona (2018-19), home vs. Oregon (2018-19) and home vs. No. 12 Arizona (2019-20).
- Baylor's losses against Pac-12 teams under Drew were at home vs. No. 6 Washington St. (2007-08), vs. Washington St. (2010-11), vs. Colorado (2012-13), at No. 25 Oregon (2015-16) and vs. Washington (2019-20).

ELITE DEFENSIVE PERFORMANCES

- BU held 5 high-major opponents to season-low scoring last season. BU held Arizona (58), Butler (52), Texas (44), Tech Tech (52) and Kansas (55) to season-lows. BU held ISU (53), TCU (52) and Texas (45) to their 2nd-fewest points.
- The 55 points Baylor limited Kansas to were KU's fewest at Allen Fieldhouse since 2000.
- The 52 points BU limited Texas Tech to were Tech's fewest in a home game during the 4-year Chris Beard era.
- The 44 points Baylor held Texas to in Waco were its fewest in any game during the 5-year Shaka Smart era, and the 45 points Baylor limited Texas to in the rematch in Austin were UT's fewest at home since 1983.
- Iowa State's 55 points in Waco were the fewest by ISU away from home since 2013.
- Baylor limited Iowa State to 53 points in Ames, the Cyclones' fewest in a Big 12 home game since Feb. 21, 2009.

SUCCESS IN SEASON OPENERS

- Baylor is 15-2 in season openers during the Scott Drew era, with the only losses coming at Texas Tech in 2005-06, when the Bears did not play a non-conference schedule, and in the 2018-19 season opener vs. Texas Southern.
- Baylor is 13-1 in season openers dating back to 2006-07, with an average scoring margin of +28.7.

A WIN WOULD ...

- Be Drew's 343rd win at Baylor and improve Baylor's record to 309-144 since 2007-08.
- Give Baylor a 3-0 record in games with Jerome Tang serving as acting head coach.
- Improve Baylor to 11-2 all-time when playing as a No. 1-ranked team and 30-10 all-time as an AP Top 5 team.
- Make Baylor 16-2 in season openers under Drew, including 14-1 since 2006 (losses in 2005 and 2018).



SCOTT DREW

HEAD COACH

17TH SEASON AT BAYLOR

THE DREW FILE

PERSONAL

Birthdate: Oct. 23, 1970

Birthplace: Kansas City, Mo.

Family: Wife, Kelly; daughter Mackenzie, sons Peyton and Brody

EDUCATION

College: Butler, 1993; Valparaiso, 1994 (Master's)

COACHING EXPERIENCE

1993-01 Valparaiso (assistant coach)

2001-02 Valparaiso (associate head coach)

2002-03 Valparaiso (head coach)

2003-pres. Baylor (head coach)

THE DREW WORKSHEET

YEAR	SCHOOL	OVERALL	CONF.
2002-03	Valparaiso	20-11	12-2
2003-04	Baylor	8-21	3-13
2004-05	Baylor	9-19	1-15
2005-06†	Baylor	4-13	4-12
2006-07	Baylor	15-16	4-12
2007-08	Baylor ¹	21-11	9-7
2008-09	Baylor ²	24-15	5-11
2009-10	Baylor ¹	28-8	11-5
2010-11	Baylor	18-13	7-9
2011-12	Baylor ¹	30-8	12-6
2012-13*	Baylor ²	23-14	9-9
2013-14	Baylor ¹	26-12	9-9
2014-15	Baylor ¹	24-10	11-7
2015-16	Baylor ¹	22-12	10-8
2016-17	Baylor ¹	27-8	12-6
2017-18	Baylor ²	19-15	8-10
2018-19	Baylor ¹	20-14	10-8
2019-20	Baylor ³	26-4	15-3
2020-21	Baylor	0-0	0-0
TOTAL	19th season	362-224	150-152
BAYLOR	18th season	342-213	138-150

† Baylor played no non-conference schedule due to NCAA sanctions.

* Two of Baylor's wins were credited to interim head coach Jerome Tang.

¹ NCAA Tournament Appearances | ² NIT Appearances | ³ COVID-19 pandemic

DREW VS. 2020-21 POTENTIAL OPPONENTS

OPPONENT	CAREER
Arizona State.....	4-0
Arkansas-Pine Bluff	1-0
Boston College.....	1-0
Central Arkansas	2-0
Gonzaga.....	0-4
Illinois.....	0-1
Iowa State.....	16-13
Kansas	5-25
Kansas State	13-16
Nicholls State.....	1-0
Oklahoma	14-22
Oklahoma State.....	19-16
Seton Hall.....	0-0
Texas	17-21
TCU.....	13-4
Texas Tech.....	20-13
Villanova.....	1-0
West Virginia	11-8
CAREER W-L TOTAL	362-224

MISCELLANEOUS STATISTICS

Current Streak.....	Lost 1
Current Home Streak.....	Won 2
Current Road/Neutral Streak.....	Lost 2
Last Win.....	March 2 vs. Texas Tech (71-68)
Last Home Win.....	March 2 vs. Texas Tech (71-68)
Last Away Win.....	Feb. 18 at Oklahoma (65-54)
Last Loss.....	March 7 at West Virginia (64-76)
Last Home Loss.....	Feb. 22 vs. #3 Kansas (61-64)
Last Away Loss.....	March 7 at West Virginia (64-76)

2019-20 RECORD BY STARTING LINEUP

Mitchell (g), Butler (g), Teague (g), Vital (f), Gillespie (f).....	18-3
Mitchell (g), Butler (g), Teague (g), Clark (f), Gillespie (f).....	5-1
Mitchell (g), Butler (g), Bando (g), Vital (f), Gillespie (f).....	2-0
Mitchell (g), Butler (g), Bando (g), Teague (g), Gillespie (f).....	1-0

RECORD WHEN...

	2019-20		DREW
	ALL	B12	ERA
Leading or tied at halftime	23-2	14-1	277-48
Trailing at halftime	3-2	1-2	67-165
Shoot 50 percent or higher	6-0	2-0	155-12
Shoot lower than 50 percent	20-4	13-3	189-201
Shoot higher pct than opponent	18-0	11-0	295-29
Shoot lower percentage than opp	8-4	4-3	49-184
Opp. shoot lower than 50 percent	23-3	14-2	324-115
Opp. shoot 50 percent or higher	3-1	1-1	20-98
Score fewer than 60 points	4-0	3-0	16-50
Score 60-plus points	22-4	12-3	328-163
Score 70-plus points	15-1	5-1	283-69
Score 80-plus points	5-0	1-0	140-12
Score 90-plus points	2-0	0-0	59-3
Score 100-plus points	1-0	0-0	21-0
Opp. score fewer than 50 points	3-0	2-0	36-1
Opp. score fewer than 60 points	14-0	10-0	129-9
Opp. score fewer than 70 points	24-2	14-1	246-55
Opp. score fewer than 80 points	26-4	15-3	325-144
Opp. score 80-plus points	0-0	0-0	19-69
Opp. score 90-plus points	0-0	0-0	3-19
More rebounds than opponent	15-1	7-1	259-80
Equal/fewer rebounds than opp.	11-3	8-2	85-133
40+ rebounds	8-0	4-0	133-32
Fewer than 40 rebounds	18-4	11-3	211-181
Fewer turnovers than opp.	20-4	12-3	177-70
Equal/more turnovers than opp.	6-0	3-0	167-143
Games decided by 5 or fewer pts	5-3	3-2	72-63
OT games	0-0	0-0	19-5
Games as AP ranked team	26-4	15-3	174-67
Games vs. AP ranked opponents	6-1	3-1	47-100
Games following a loss	4-0	2-0	110-96
Games following a win	22-4	13-3	233-117
More points in paint than opp.	19-1	10-1	243-86
Equal/fewer pts in paint than opp.	7-3	5-2	101-127
More points off TO than opp.	20-3	11-2	210-73
Equal/fewer pts off TO than opp.	6-1	4-1	134-140
More bench points than opp.	16-3	9-2	201-108
Equal/fewer bench points than opp.	10-1	6-1	143-105
More 2nd-chance points than opp.	17-1	11-1	200-110
Equal/fewer 2nd-ch. pts than opp.	9-3	4-2	144-103
Playing in November	5-1	0-0	77-15
Playing in December	5-0	0-0	78-19
Playing in January	8-0	7-0	76-63
Playing in February	7-2	7-2	67-70
Playing in March	1-1	1-1	44-45
Playing in April	0-0	0-0	2-1

WINNING AWAY FROM HOME VS. NON-BIG 12 TEAMS

- Baylor is 60-32 against non-conference teams in neutral/road games in the Scott Drew era, including a 37-17 record in away games against non-Big 12 teams since 2011-12.
- Baylor is 57-26 in road/neutral non-conference games since the 2007-08 season (3-1 in 2019-20, 3-3 in 2018-19; 2-2 in 2017-18; 6-1 in 2016-17; 1-3 in 2015-16; 3-2 in 2014-15; 6-2 in 2013-14; 5-2 in 2012-13; 8-1 in 2011-12; 1-3 in 2010-11; 8-2 in 2009-10; 6-2 in 2008-09; 5-2 in 2007-08).

BUTLER TAKING OVER

- **Jared Butler** was named to the Sporting News All-America Third Team and All-Big 12 First Team, becoming Baylor's first underclassman to earn All-America or All-Conference first team honors since Terry Teagle in 1980.
- Butler led Baylor in scoring in 17 of 30 games last season after doing so in 6 of 34 games as a freshman.
- Butler had 8 games with 20+ points last season, including his 2nd career 30-point game – 30 vs. UCA, 22 vs. Villanova, 20 vs. UMES, 22 at Kansas, 20 at K-State, 21 vs. WVU, 22 at Oklahoma and 21 at WVU.
- Butler ranked top-10 in the Big 12 in scoring (3rd, 16.0), 3-pointers (2nd, 2.6/gm), 3-point percentage (6th, .381), field goal percentage (7th, .421), steals (7th, 1.6) and assists (10th, 3.1).
- Butler scored at least 12 points in 22 of 30 games last season (12+ points in 13 of 34 games previous season).
- Butler was named Myrtle Beach Invitational MVP and was two-time Big 12 Player of the Week (Nov. 25, Jan. 13).

VITAL TO BEARS' SUCCESS

- **Mark Vital** was named to the All-Big 12 Third Team and was a unanimous All-Defensive Team selection.
- Vital was 1 of 4 Naismith Defensive Player of the Year finalists.
- He ranked 6th in the Big 12 in steals (1.7), 5th in offensive rebounding (2.9) and 11th in rebounding (6.2).
- Vital scored a season-high 13 points in the Feb. 8 win vs. Oklahoma State.
- Vital did not attempt a field goal in the Feb. 1 win over TCU, but he had a +13 plus-minus in 22 minutes.
- Vital filled the stat sheet in the Jan. 29 win at Iowa State, posting 8 points, 9 rebounds and 7 assists in 31 minutes.

TEAGUE CONTINUING STREAKS

- **MaCio Teague** was named to the All-Big 12 Second Team and was a unanimous All-Newcomer Team selection.
- Teague played in 90 consecutive games and made 86 consecutive starts before sitting out two games with a broken wrist. He has started all but 3 games (Nov. 20, 2016, Feb. 18, 2020, Feb. 22, 2020) in his career.
- Teague led Baylor in scoring in 6 straight games (15+ points in each) before injuring his wrist at Texas on Feb. 10.
- Teague has made at least one 3-pointer in 50 of his last 53 games, with the lone exceptions going 0-for-2 at Texas Tech, 0-for-2 vs. Iowa State and 0-for-4 at WVU. He's made multiple 3-pointers in 42 of his last 53 games.
- Teague ranked 10th in the Big 12 in scoring (13.9), 3rd in free throw percentage (.848), 7th in 3-pointers (2.1/gm), 8th in 3-point percentage (.355) and 8th in minutes (32.7).
- Baylor is 21-1 when Teague scores 10+ points. He averaged 9.5 ppg in BU's four losses (8, 8, 13, 9).

MITCHELL RETURNS AS STARTING POINT GUARD

- **Davion Mitchell** was named Big 12 Newcomer of the Year, selected to the All-Big 12 Third Team and Big 12 All-Defensive Team and was a unanimous choice on the Big 12 All-Newcomer Team.
- Mitchell started all 30 games last season after coming off the bench in all 34 games during his freshman season at Auburn (2017-18). He needed only 14 games to pass his freshman season scoring total (126).
- Mitchell scored in double-figures in 15 of 30 games last season after doing so in 2 of 34 games at Auburn.
- Mitchell made a 3-pointer in 21 of the last 26 games and is shooting 35% on 3FGs in that stretch (32-of-92). Prior to that stretch, he shot .264 (19-of-72) from downtown over his first 38 collegiate games.
- Mitchell ranked 8th in the Big 12 in steals (1.5), 4th in assist-to-turnover ratio (1.70) and 7th in assists (3.8).
- Mitchell joined Mark Vital to make BU the only school with two Naismith Defensive Player of the Year semifinalists.
- When Mitchell has played 20+ minutes, his collegiate teams are 37-4 (12-0 at Auburn, 25-4 at Baylor).
- When Mitchell scores 10+ points, his collegiate teams are 16-1 (2-0 at Auburn, 14-1 at Baylor).

SECOND-MOST WINS AMONG BIG 12 TEAMS SINCE 2011-12

- Baylor's 217-97 record since 2011-12 trails only Kansas (264-63) among Big 12 teams.
- Iowa State (195-113) is 3rd, West Virginia (190-120) is 4th, Kansas State (182-122) is 5th, Oklahoma (180-117) is 6th, Texas (170-135) is 7th, Oklahoma St. (162-135) is 8th, Texas Tech (159-137) is 9th and TCU (152-150) is 10th.
- Baylor has averaged 24.1 wins per season over the last nine seasons since 2011-12.

BREAKTHROUGH IN BIG 12

- BU is 114-80 in Big 12 play in 11 seasons since 2010 after going 59-149 in the league's first 13 seasons.
- BU is 128-97 in Big 12 play in 13 seasons since 2008 after going 45-131 in the league's first 11 seasons.
- Baylor is 41-40 in Big 12 road games since 2012, second-best in the league behind only Kansas (54-27).
- BU has won 8+ Big 12 games in 9 straight seasons after winning 8+ just 3 times in the league's first 15 years.
- BU has recorded double-digit Big 12 wins in 5 of the last 6 years and 7 of the last 11 seasons.

2020-21 BAYLOR BASKETBALL GAME NOTES
BIG 12'S SECOND-BEST ROAD MARK SINCE 2012

- Baylor is 41-40 in Big 12 road games since 2012, 2nd-best in the league behind only Kansas (54-27).
 - BU is 32-31 in Big 12 road games since 2014, which is also second-best in the league behind only Kansas (41-22).
- | | |
|----------------------------------|----------------------------------|
| LAST 9 YEARS (2012-PRES.) | LAST 7 YEARS (2014-PRES.) |
| Kansas — 54-27 | Kansas — 41-22 |
| Baylor — 41-40 | Baylor — 32-31 |
| Kansas State — 30-51 | West Virginia — 24-39 |
| West Virginia — 27-45 | Oklahoma — 20-43 |
| Iowa State — 26-55 | Iowa State — 19-44 |
| Texas — 24-57 | Kansas State — 19-44 |
| Oklahoma — 24-57 | Texas — 19-44 |
| Oklahoma State — 22-59 | Texas Tech — 16-47 |
| Texas Tech — 17-64 | Oklahoma State — 16-47 |
| TCU — 9-63 | TCU — 9-54 |

NON-CONFERENCE HIGHLIGHTS

- The Bears recorded double-digit non-conference wins for the 6th time in the last 7 years last season.
- Baylor is 12-5 vs. the Pac-12 during the Drew era, 11-1 against the Big East during the Drew era and 16-10 against the SEC during the Drew era, including 11-5 since 2012-13 and 6-1 in the Big 12/SEC Challenge.
- Baylor is 47-11 in games against non-Big 12 teams over the last 4 seasons, including home wins against No. 4 Oregon, No. 7 Xavier, No. 12 Arizona, No. 18 Butler, Oregon and Alabama, neutral site wins vs. No. 10 Louisville, vs. No. 17 Villanova, vs. No. 24 Michigan State, vs. VCU, vs. USC, vs. Wisconsin, vs. Creighton and vs. Syracuse and road wins at Arizona, at Ole Miss and at Florida.

NOVEMBER AND DECEMBER SUCCESS

- Baylor has posted a combined 155-34 record in November and December games during the Drew era, including a 73-12 mark in November and December games since 2013.
- The Bears are 77-15 in November games and 78-19 in December contests.
- BU is 37-7 in November games since 2013, with the only losses to No. 8 Syracuse (2013), vs. Illinois (2014) in Las Vegas, at No. 25 Oregon (2015), at No. 21 Xavier (2017), vs. Texas Southern (2018), vs. Ole Miss (2018) in Florida and vs. Washington (2019) in Alaska.
- BU is 36-5 in December games since 2013, with the only losses at No. 24 Texas A&M (2015), vs. No. 8 Wichita State (2017), at No. 22 Texas Tech (2017), at Wichita State (2018) and vs. SFA (2018).

TWENTY-NINE WINS VS. RANKED TEAMS IN LAST FIVE SEASONS

- Baylor has gone 29-33 against ranked teams since the start of the 2014-15 season (6-1 this season).
- BU is 47-73 against AP-ranked teams since 2007-08 after going 17-122 in the program's first 101 seasons.
- Baylor has won multiple games vs. AP Top 25 teams in each of the last 13 seasons. The Bears have defeated at least five ranked teams in five of the last seven seasons dating back to 2013-14.

EIGHT CONSECUTIVE POSTSEASON BERTHS

- Baylor is on a school-record streak of eight consecutive postseason berths, surpassing the total number of postseason berths in the program's 97 seasons prior to the **Scott Drew** era.
- Baylor is 1 of 14 teams to appear in every postseason since 2012, joining Cincinnati, Duke, Gonzaga, Iona, Kansas, Kentucky, Michigan State, New Mexico State, North Carolina, Oregon, Saint Mary's, Virginia and Wichita State.
- BU earned NCAA Tournament bids in 2012, 2014, 2015, 2016, 2017 and 2019 and NIT bids in 2013 and 2018.
- Baylor has made postseason appearances in 11 of 12 seasons since 2008. Prior to that, Baylor's only postseason berths were in 1946 (NCAA), 1948 (NCAA), 1950 (NCAA), 1987 (NIT), 1988 (NCAA), 1990 (NIT) and 2001 (NIT).
- Baylor is 21-10 in postseason national tournaments during the Drew era after going 3-9 prior to Drew's arrival.

PROGRAM HIGHLIGHTS

- Drew is in his 18th season at Baylor and is the school's all-time wins leader (342).
- Baylor has had a nation-leading four players selected in the NBA Draft since 2010 who weren't ranked in the ESPN100 out of high school — Quincy Acy, Ekpe Udoh, Pierre Jackson and Taurean Prince.
- Drew has graduated 51 players during his Baylor tenure, averaging more than 3 graduates per season.
- The Bears have advanced to postseason play in a school-record eight straight seasons (6 NCAA, 2 NIT).
- Baylor is 23-4 in regular-season tournaments since 2013-14, including 4 regular-season tournament titles.
- Drew has won 20+ games in 11 of the last 13 years — the Bears had 3 seasons of 20+ wins prior to his arrival.

PROTECTING HALFTIME LEADS

- Baylor is 54-5 in its last 59 games when leading at the half, including 21-2 last year, 15-3 in 2019 and 15-0 in 2018.
- Baylor has won 89% of its games (169-21) when leading at the half since 2011-12 (21-2 in 2019-20, 15-3 in 2018-19, 15-0 in 2017-18, 18-3 in 2016-17, 18-2 in 2015-16, 21-7 in 2014-15, 18-2 in 2013-14, 17-1 in 2012-13 and 26-1 in 2011-12).
- BU has won 39% of games in which its been tied or trailing at the half since 2011-12, going 48-76 in those.

GAME 1 — vs. LOUISIANA-LAFAYETTE

DOUBLE-FIGURE GAMES

POINTS	19-20	CAREER
Jared Butler	25	43
MaCio Teague	22	76 (54 at UNC Asheville)
Freddie Gillespie	16	34 (14 at Carleton)
Davion Mitchell	15	17 (2 at Auburn)
Devonte Bando	9	21
Mark Vital	6	24
Matthew Mayer	5	10
Tristan Clark	1	22
Flo Thamba	1	1

REBOUNDS	19-20	CAREER
Freddie Gillespie	16	27 (9 at Carleton)
Mark Vital	3	12
MaCio Teague	1	4 (3 at UNC Asheville)
Tristan Clark	—	3

DOUBLE-DOUBLES	19-20	CAREER
Freddie Gillespie	11	16 (4 at Carleton)
MaCio Teague	1	4 (3 at UNC Asheville)
Davion Mitchell	1	1
Mark Vital	—	2
Tristan Clark	—	3

20+ POINTS	19-20	CAREER
Jared Butler	8	10
MaCio Teague	3	23 (20 at UNC Asheville)
Tristan Clark	—	2
Devonte Bando	—	2
Freddie Gillespie	—	1 (1 at Carleton)

30+ POINTS	19-20	CAREER
Jared Butler	1	2
MaCio Teague	—	2 (2 at UNC Asheville)

ACTIVE STREAKS

CONSECUTIVE STARTS

50	Jared Butler
30	Freddie Gillespie, Davion Mitchell
5	MaCio Teague
1	Mark Vital

CONSECUTIVE GAMES PLAYED

64	Devonte Bando, Jared Butler
64	Davion Mitchell (34 at Auburn)
50	Freddie Gillespie
34	Matthew Mayer
5	MaCio Teague
2	Flo Thamba
1	Mark Vital

CONSECUTIVE GAMES WITH 3-POINTER

11	Jared Butler
2	Davion Mitchell

CONSECUTIVE GAMES WITH 10+ POINTS

7	Jared Butler
1	Davion Mitchell

LARGEST LEADS & DEFICITS

	W/L	HALFTIME	LARGEST	LARGEST
	SCORE	MARGIN	LEAD	DEFICIT
Central Ark.	W, 105-61	+21 (53-32)	+44	—
vs. Washington	L, 64-67	+7 (31-24)	+13	-3
Texas State	W, 72-63	— (30-30)	+18	-2
vs. Ohio	W, 76-53	+13 (36-23)	+24	-7
at CCU	W, 77-65	-2 (37-39)	+15	-9
vs. Villanova	W, 87-78	-3 (38-41)	+9	-6
UMES	W, 78-46	+17 (38-21)	+34	—
Arizona	W, 63-58	+11 (35-24)	+18	-2
Butler	W, 53-52	+10 (34-24)	+16	—
vs. UT Martin	W, 91-63	+8 (38-30)	+36	-1
Jackson St.	W, 83-57	+24 (48-24)	+32	-1
Texas	W, 59-44	+13 (36-23)	+16	-1
at Texas Tech	W, 57-52	+3 (21-18)	+8	-3
at Kansas	W, 67-55	+13 (37-24)	+17	-5
Iowa State	W, 68-55	+5 (30-25)	+20	-2
at Oklahoma St.	W, 75-68	-9 (27-36)	+7	-12
Oklahoma	W, 61-57	+11 (35-24)	+11	-1
at Florida	W, 72-61	+11 (40-29)	+19	-8
at Iowa State	W, 67-53	+7 (33-26)	+20	-5
TCU	W, 68-52	+11 (35-24)	+17	-1
at Kansas State	W, 73-67	+5 (33-28)	+16	—
Oklahoma State	W, 78-70	+9 (35-26)	+15	-1
at Texas	W, 52-45	+6 (22-16)	+16	—
West Virginia	W, 70-59	+11 (33-22)	+28	—
at Oklahoma	W, 65-54	+6 (30-24)	+13	-5
Kansas	L, 61-64	-3 (31-34)	+5	-11
Kansas State	W, 85-66	+26 (50-24)	+34	—
at TCU	L, 72-75	+7 (28-21)	+12	-13
Texas Tech	W, 71-68 OT	— (30-30)	+5	-5
at West Virginia	L, 64-76	-2 (22-24)	+9	-13

GAME TRENDS

	W/L	TIME	TIME	TIME
	SCORE	LEADING	TRAILING	TIED
Central Ark.	W, 105-61	39:35	—	0:25
vs. Washington	L, 64-67	36:27	1:42	1:51
Texas State	W, 72-63	33:01	1:57	5:02
vs. Ohio	W, 76-53	29:44	5:43	4:33
at CCU	W, 77-65	19:07	17:11	3:42
vs. Villanova	W, 87-78	20:22	14:22	5:16
UMES	W, 78-46	39:40	—	0:20
Arizona	W, 63-58	36:01	3:34	0:25
Butler	W, 53-52	39:29	—	0:31
vs. UT Martin	W, 91-63	39:25	0:13	0:22
Jackson St.	W, 83-57	34:26	1:00	4:34
Texas	W, 59-44	38:00	1:04	0:56
at Texas Tech	W, 57-52	29:59	4:33	5:28
at Kansas	W, 67-55	30:46	7:56	1:18
Iowa State	W, 68-55	34:05	2:35	3:20
at Oklahoma St.	W, 75-68	7:36	30:13	2:11
Oklahoma	W, 61-57	37:03	0:26	2:31
at Florida	W, 72-61	26:37	10:44	2:39
at Iowa State	W, 67-53	35:37	3:35	0:48
TCU	W, 68-52	36:48	1:18	1:54
at Kansas State	W, 73-67	38:38	—	1:22
Oklahoma State	W, 78-70	38:30	0:44	0:46
at Texas	W, 52-45	39:22	—	0:38
West Virginia	W, 70-59	39:39	—	0:21
at Oklahoma	W, 65-54	33:27	4:52	1:41
Kansas	L, 61-64	3:02	35:46	1:12
Kansas State	W, 85-66	39:06	—	0:54
at TCU	L, 72-75	26:39	10:34	2:47
Texas Tech	W, 71-68 OT	18:46	15:25	10:49
at West Virginia	L, 64-76	15:32	20:25	4:03
TOTAL		936:29	195:52	72:39

POINT GUARDS THRIVE IN DREW'S SYSTEM

- Nine of Baylor's 10 starting point guards during the **Scott Drew** era have earned All-Big 12 recognition.
- Baylor's starting point guard has earned All-Big 12 recognition in 15 of 16 seasons since 2004-05.
- Davion Mitchell (2020), Makai Mason (2019), Manu Lecomte (2017, 2018), Lester Medford (2016), Kenny Chery (2014, 2015), Pierre Jackson (2012, 2013), Tweety Carter (2010), Curtis Jerrells (2007, 2008, 2009) and Aaron Bruce (2005, 2006, 2007) have earned All-Big 12 recognition.

FIVE MARCH MADNESS APPEARANCES IN LAST SIX TOURNAMENTS

- Baylor has appeared in five of the last six NCAA Tournaments dating back to 2014.
- BU is 1 of 22 teams (1 of 15 in Power-5) to appear in five NCAA Tournaments since 2014, joining Arizona, Cincinnati, Duke, Gonzaga, Iowa State, Kansas, Kentucky, Michigan, Michigan State, New Mexico State, North Carolina, Oklahoma, Oregon, Providence, Purdue, VCU, Villanova, Virginia, Wichita State, Wisconsin and Xavier.

43 PRO PLAYERS IN DREW ERA

- In Scott Drew's 16 years at Baylor, 43 of his players have gone on to professional careers.
- Five of Drew's players were in the NBA recently, and they all graduated from Baylor – Quincy Acy (Suns), Johnathan Motley (Clippers), Royce O'Neale (Jazz), Taurean Prince (Hawks) and Ekpe Udoh (Jazz).

PLAYER DEVELOPMENT — FROM UNRANKED TO NBA DRAFT PICKS

- Baylor has had a nation-leading four players selected in the NBA Draft since 2010 who weren't ranked in the ESPN100 out of high school.
- The only other schools with three such players were Colorado, Marquette, Missouri, New Mexico and Connecticut.
- Baylor developed **Quincy Acy**, **Ekpe Udoh**, **Pierre Jackson** and **Taurean Prince** into NBA Draft picks after joining the program as unranked recruits.

HISTORY OF DEVELOPMENT WITH REDSHIRTS

- Baylor has a track record of success when redshirting players. **Ekpe Udoh**, **Johnathan Motley**, **Cory Jefferson**, **Brady Heslip**, **Jo Lual-Acuil Jr.** and **Manu Lecomte** have all gone on to professional careers after redshirting.
- **Mark Vital**, **Freddie Gillespie**, **MaCio Teague** and **Davion Mitchell** have earned All-Big 12 honors after redshirting.
- **Adam Flagler** and **Jonathan Tchamwa Tchatchoua** redshirted last season while sitting out to satisfy NCAA transfer rules, while freshman **Jordan Turner** elected to redshirt last year. **Dain Dainja** is redshirting in 2020-21.

OFFENSIVE REBOUNDING BECOMING A BAYLOR STAPLE

- Baylor has ranked top-10 nationally in offensive rebounding percentage in every season since 2013-14, including five times ranked in the nation's top-4. The Bears only cracked the top-20 once in Drew's first 10 years.
- Baylor's 7-year streak is the nation's best, and West Virginia (6 years) is the only other team with a 3+ year streak.
- The Bears ranked 8th nationally in offensive rebounding percentage (35.7) in 2019-20.
- Baylor finished ranked No. 2 nationally in 2018-19, No. 9 in 2017-18, No. 3 in 2016-17, No. 4 in 2015-16, No. 1 in 2014-15 and No. 3 in 2013-14. Prior to that top-10 streak, BU's best rank was No. 16 in 2011-12.

BAYLOR BASKETBALL ON THE RADIO

- Baylor basketball is aired live via the Baylor Sports Network from Learfield IMG College on ESPN Central Texas and flagship station 1660AM ESPN Radio (KRZI) in Waco and worldwide on Sirius/XM Radio.
- Games are broadcast by the "Voice of the Bears" John Morris, who was named NSMA 2019 Texas co-Sportscaster of the Year on Jan. 13, 2020, and former Baylor basketball standout Pat Nunley.
- Morris is in his 37th year doing BU broadcasts (26th full-time), and Nunley is in his 40th season as analyst.
- All of Baylor's games can be heard live on the Internet at www.BaylorBears.com and via the TuneIn App.

SCOTT DREW COACHING TREE

- Three current Division I head coaches took their first DI head coaching jobs after stints on Scott Drew's BU staff.
- Matthew Driscoll is in his 12th season as head coach at North Florida after six seasons as a Baylor assistant.
- Grant McCasland is in his fourth season as head coach at North Texas. He spent five years as a Baylor assistant before taking over as Arkansas State head coach for one season in 2016-17.
- Paul Mills is in his fourth season as head coach at Oral Roberts. He was a member of Drew's original Baylor staff in 2003-04 and spent 14 years with Drew, the final eight as an assistant coach.

GRADUATING 91 PERCENT OF SENIORS

- Since **Scott Drew** took over the Baylor Basketball program in 2003, 34 of 37 scholarship players who have played their fourth years of collegiate eligibility under Drew have graduated from Baylor.
- Players recruited by Drew to graduate at Baylor: Tim Bush, Patrick Fields, Aaron Bruce, Mamadou Diene, Delbert Simpson, Curtis Jerrells, Henry Dugat, Kevin Rogers, Tweety Carter, Josh Lomers, Ekpe Udoh, Fred Ellis, Quincy Acy, Anthony Jones, J'mison Morgan, A.J. Walton, Cory Jefferson, Brady Heslip, Gary Franklin, Kenny Chery, Royce O'Neale, Lester Medford, Rico Gathers, Taurean Prince, Al Freeman, Johnathan Motley, Ishmail Wainright, Manu Lecomte, Jo Lual-Acuil Jr., Nuni Omot, Jake Lindsey, King McClure, Freddie Gillespie and Devonte Bando.

ENTIRE STAFF RETURNS

- Scott Drew's entire coaching staff returns for the 2020-21 season, a fourth-straight season of continuity.
- Jerome Tang is in his fourth season as associate head coach and has been on Drew's staff all 18 seasons at Baylor.
- Assistant coaches Alvin Brooks III (fifth season) and John Jakus (fourth season) also return to the bench.
- Special assistant & director of player development Jared Nuness is back for his 11th season, while director of basketball operations Aditya Malhotra returns for his 8th season. Special assistant to the head coach Bill Peterson and director of video operations Ty Beard are both back for their fourth seasons.

SPECIALTY STATISTICS

[PP - Paint; POT - Turnovers; 2nd - Second chance; BP - Bench]

	[BAYLOR-OPPONENT]			
OPPONENT	PP	POT	2ND	BP
Central Arkansas	40-26	21-13	21-6	33-8
vs. Washington	14-30	17-12	2-4	17-3
Texas State	32-22	21-17	10-7	16-27
vs. Ohio	34-20	22-9	17-13	13-10
at Coastal Carolina	30-24	19-8	4-10	23-19
vs. Villanova	36-34	13-4	11-11	18-18
UMES	30-16	16-11	11-9	32-25
Arizona	18-22	9-13	9-3	8-9
Butler	24-20	17-7	8-7	14-1
vs. UT Martin	54-26	27-17	11-16	24-23
Jackson State	30-24	28-9	10-15	19-19
Texas	22-26	16-5	21-5	13-11
at Texas Tech	30-24	12-17	14-8	14-5
at Kansas	28-26	21-2	6-12	2-23
Iowa State	34-22	14-5	14-5	5-19
at Oklahoma State	24-20	22-8	15-11	32-22
Oklahoma	24-20	8-11	14-12	14-11
at Florida	20-32	6-12	8-9	21-11
at Iowa State	44-22	18-8	15-7	14-6
TCU	26-20	19-10	11-2	18-16
at Kansas State	28-26	16-13	7-5	11-22
Oklahoma State	28-34	15-14	13-22	4-36
at Texas	22-26	10-10	6-10	14-9
West Virginia	42-14	21-9	6-14	15-35
at Oklahoma	30-20	11-5	10-8	13-7
Kansas	30-42	15-10	8-11	12-8
Kansas State	26-26	18-18	11-9	30-22
at TCU	42-20	19-17	16-10	13-7
Texas Tech	24-28	16-12	16-12	9-23
at West Virginia	32-32	14-21	11-15	6-51
BAYLOR TOTAL	898	501	336	477
Baylor Average	29.9	16.7	11.2	15.9
OPP TOTAL	768	335	288	506
Opp Average	25.6	11.2	9.6	16.9

GAME-BY-GAME STARTERS

	1	2	3	4	5
Central Ark.	Mitchell	Butler	Teague	Clark	Gillespie
vs. Washington	Mitchell	Butler	Teague	Clark	Gillespie
Texas State	Mitchell	Butler	Teague	Vital	Gillespie
vs. Ohio	Mitchell	Butler	Teague	Clark	Gillespie
at CCU	Mitchell	Butler	Teague	Clark	Gillespie
vs. Villanova	Mitchell	Butler	Teague	Clark	Gillespie
UMES	Mitchell	Butler	Teague	Vital	Gillespie
Arizona	Mitchell	Butler	Teague	Clark	Gillespie
Butler	Mitchell	Butler	Teague	Vital	Gillespie
vs. UT Martin	Mitchell	Butler	Teague	Vital	Gillespie
Jackson State	Mitchell	Butler	Teague	Vital	Gillespie
Texas	Mitchell	Butler	Teague	Vital	Gillespie
at Texas Tech	Mitchell	Butler	Teague	Vital	Gillespie
at Kansas	Mitchell	Butler	Teague	Vital	Gillespie
Iowa State	Mitchell	Butler	Teague	Vital	Gillespie
at Oklahoma St.	Mitchell	Butler	Teague	Vital	Gillespie
Oklahoma	Mitchell	Butler	Teague	Vital	Gillespie
at Florida	Mitchell	Butler	Teague	Vital	Gillespie
at Iowa State	Mitchell	Butler	Teague	Vital	Gillespie
TCU	Mitchell	Butler	Teague	Vital	Gillespie
at Kansas State	Mitchell	Butler	Teague	Vital	Gillespie
Oklahoma State	Mitchell	Butler	Teague	Vital	Gillespie
at Texas	Mitchell	Butler	Teague	Vital	Gillespie
West Virginia	Mitchell	Butler	Bando	Vital	Gillespie
at Oklahoma	Mitchell	Butler	Bando	Vital	Gillespie
Kansas	Mitchell	Butler	Teague	Vital	Gillespie
Kansas State	Mitchell	Butler	Teague	Vital	Gillespie
at TCU	Mitchell	Butler	Teague	Vital	Gillespie
Texas Tech	Mitchell	Butler	Bando	Teague	Gillespie
at WVU	Mitchell	Butler	Teague	Vital	Gillespie



12 — JARED BUTLER

G • 6-3 • 195 • JR. • 2L

RESERVE, LA. (RIVERSIDE ACADEMY)

SEASON HIGHS

Points: — 30 vs. Central Arkansas (11/5/19)
FG: — 10 vs. Central Arkansas (11/5/19)
FGA: — 21 at TCU (2/29/20)
3FG: — 8 vs. Central Arkansas (11/5/19)
3FGA: — 13 at Oklahoma (2/18/20)
FT: — 8 at West Virginia (3/7/20)
FTA: — 10 at West Virginia (3/7/20)
Rebounds: — 9 at TCU (2/29/20)
Assists: — 6, four times
Turnovers: — 5 vs. UT Martin (12/18/19); at Kansas State (2/3/20)
Blocks: — 1, four times
Steals: — 5 vs. Ohio (11/21/19)
Minutes Played: — 40 vs. Texas Tech (3/2/20)

CAREER HIGHS

Points: — 31 at Kansas (3/9/19)
FG: — 10 at Kansas (3/9/19); vs. Central Arkansas (11/5/19)
FGA: — 21 at Kansas (3/9/19); at TCU (2/29/20)
3FG: — 8 vs. Central Arkansas (11/5/19)
3FGA: — 13 at Oklahoma (2/18/20)
FT: — 8 at Kansas (3/9/19); at West Virginia (3/7/20)
FTA: — 10 at Kansas (3/9/19); at West Virginia (3/7/20)
Rebounds: — 9 at TCU (2/29/20)
Assists: — 6, six times
Turnovers: — 7 at Texas Tech (2/16/19)
Blocks: — 1, seven times
Steals: — 5 vs. Ohio (11/21/19)
Minutes Played: — 40 vs. Texas Tech (3/2/20)

MISCELLANEOUS

	19-20	CAREER	BU RECORD
Double-Figure Points:	25	43	31-12
20+ Points:	8	10	8-2
30+ Points:	1	2	1-1
5+ Assists:	8	15	13-2
Led team in Points:	17	23	16-7
Led team in Rebounds:	—	—	—
Led team in Assists:	8	19	14-5
Led team in Blocks:	2	3	3-0
Led team in Bench Points:	—	6	5-1

BUTLER NOTEBOOK

- 2020 All-America Third-Team honoree, first player in program history named to AP Preseason All-America Team (2021)
- First BU underclassman to earn All-Big 12 First Team honors (2020) since Terry Teagle in 1980
- Played in all 64 games during BU career, including starts in last 50 games (started final 20 games of 2018-19 freshman year)
- Named 2019 Myrtle Beach Invitational MVP after scoring 10 points in final 6 minutes of championship game vs. Villanova
- Posted 16+ points in each of last 7 games, averaging 19.1 ppg and shooting 43% (22-of-51) on 3FGs during 7-game stretch
- Made a 3-pointer in each of last 11 games (40%; 32-of-80), including shooting 43% on 3-pointers over last 7 games (22-of-51)
- Led team in scoring in 17 of 30 games last season after doing so in 6 of 34 games as freshman
- 8 games with 20+ pts last season (31 vs. UCA, 22 vs. VU, 20 vs. UMES, 22 at KU, 20 at KSU, 21 vs. WVU, 22 at OU, 21 at WVU)
- Averaging 21.5 points in 4 career games vs. Kansas (14 in Waco, 31 at KU in 2019; 22 at KU, 19 in Waco in 2020)
- Scored 10 consecutive points in final 8 minutes as Baylor won at No. 3 Kansas for the first time (1/11/20), finished with 22 pts
- Exploded for career-high 31 points (including 23 in 2nd half), 6 rebounds and 3 assists in 36 minutes at No. 13 Kansas (3/9/19)
- Posted 15 points (5 in OT) in win vs. Texas (2/27); hit team's last 2 regulation FGs, game-tying FG with 28 secs left to force OT
- Originally enrolled at Alabama in summer 2018, but transferred to Baylor in August and received immediate eligibility
- From same hometown as former Baylor stars Tweety Carter and Rico Gathers

2019-20 GAME-BY-GAME

OPPONENT	DATE	GS	MIN	FG	3FG	FT	OR-DR-TR	PF	A	T	B	S	PTS
Central Arkansas	11/5	*	28	10-14	8-12	2-2	0-4-4	1	5	2	0	2	30
vs. Washington	11/8	*	35	6-9	4-6	2-2	0-3-3	2	4	4	0	0	18
Texas State	11/15	*	30	5-13	2-7	3-3	0-3-3	2	1	3	0	2	15
vs. Ohio	11/21	*	34	6-12	1-3	6-6	0-4-4	2	5	4	0	5	19
at Coastal Carolina	11/22	*	21	4-8	2-4	2-2	0-1-1	5	3	1	0	1	12
vs. #17 Villanova	11/24	*	30	8-17	4-8	2-2	1-0-1	1	3	0	1	2	22
Maryland-Eastern Shore	12/3	*	24	6-14	5-10	3-5	1-1-2	1	4	0	0	0	20
#12 Arizona	12/7	*	30	3-12	1-7	6-7	0-3-3	2	1	2	0	1	13
#18 Butler	12/10	*	30	3-12	1-6	1-1	0-3-3	4	1	1	0	1	8
vs. UT Martin	12/18	*	31	8-16	2-8	1-1	1-1-2	2	6	5	0	3	19
Jackson State	12/30	*	29	5-10	4-6	4-4	0-3-3	1	3	3	1	1	18
Texas	1/4	*	34	4-15	1-6	4-4	2-4-6	3	0	3	0	0	13
at #22 Texas Tech	1/7	*	20	2-8	0-4	1-2	1-1-2	4	2	4	0	1	5
at #3 Kansas	1/11	*	33	9-18	3-7	1-2	1-3-4	3	3	0	1	2	22
Iowa State	1/15	*	29	7-16	3-7	2-2	0-2-2	1	5	4	0	2	19
at Oklahoma State	1/18	*	34	6-15	2-6	3-5	0-1-1	3	6	1	0	3	17
Oklahoma	1/20	*	31	2-13	0-6	0-1	1-3-4	1	1	2	0	0	4
at Florida	1/25	*	25	4-8	2-3	0-0	1-1-2	3	3	2	0	0	10
at Iowa State	1/29	*	23	4-11	0-6	0-0	1-1-2	2	1	3	0	2	8
TCU	2/1	*	30	3-12	1-3	3-3	0-2-2	2	3	4	1	0	10
at Kansas State	2/3	*	30	7-12	4-8	2-3	0-1-1	2	1	5	0	3	20
Oklahoma State	2/8	*	32	5-15	4-12	1-3	0-0-0	4	6	0	0	2	15
at Texas	2/10	*	34	3-12	1-6	2-2	0-5-5	0	2	2	0	2	9
#14 West Virginia	2/15	*	35	8-11	5-7	0-0	0-5-5	4	4	2	0	2	21
at Oklahoma	2/18	*	31	8-20	5-13	1-3	0-5-5	3	3	1	0	3	22
#3 Kansas	2/22	*	34	7-18	4-10	1-3	0-6-6	1	6	1	0	2	19
Kansas State	2/25	*	29	5-7	4-5	2-2	0-2-2	4	5	3	0	2	16
at TCU	2/29	*	32	8-21	1-5	1-3	2-7-9	3	3	3	0	0	18
Texas Tech	3/2	*	40	5-14	2-5	5-6	3-3-6	3	2	4	0	3	17
at West Virginia	3/7	*	34	6-14	1-6	8-10	0-4-4	5	2	4	0	2	21

BUTLER'S CAREER STATS

YEAR	GP-GS	MIN-AVG	FG-A	PCT	3FG-A	PCT	FT-A	PCT	OFF-DEF-TOT	AVG	PF-D	A	TO	B	S	TP	AVG
2018-19 (FR.)	34-21	910-26.8	117-296	.395	60-171	.351	54-68	.794	22-84-106	3.1	77-2	93	67	3	33	348	10.2
2019-20 (SO.)	30-30	912-30.4	167-397	.421	77-202	.381	69-89	.775	15-82-97	3.2	74-2	94	73	4	49	480	16.0
2020-21 (JR.)																	
CAREER	64-51	1822-28.5	284-693	.410	137-373	.367	123-157	.783	37-166-203	3.2	151-4	187	140	7	82	828	12.9



4 – LJ CRYER

G • 6-1 • 185 • FR. • HS
KATY, TEXAS (MORTON RANCH HS)

SEASON/CAREER HIGHS

Points: –
 FG: –
 FGA: –
 3FG: –
 3FGA: –
 FT: –
 FTA: –
 Rebounds: –
 Assists: –
 Turnovers: –
 Blocks: –
 Steals: –
 Minutes Played: –

MISCELLANEOUS

	20-21	BU RECORD
Double-Figure Points:	–	–
5+ Assists:	–	–
Led team in Points:	–	–
Led team in Rebounds:	–	–
Led team in Assists:	–	–
Led team in Bench Points:	–	–

CRYER NOTEBOOK

- True freshman guard from Katy, Texas, just 170 miles southeast of Waco
- Scored 3,488 points at Morton Ranch High School, 5th-most all-time in Texas public schools
- Averaged 34.2 points, 5.3 assists and 2.4 steals as high school senior, earning Class 6A All-State recognition
- Ranked No. 12 PG by ESPN and No. 51 overall by Rivals in 2020 high school class rankings
- Made 145 treys (4.3/game) and scored 1,164 points during pandemic-shortened high school senior season
- Both parents played sports at Grambling, father Lionel Sr. (football) and mother Tamica (volleyball)

2020-21 GAME-BY-GAME

OPPONENT	DATE	GS	MIN	FG	3FG	FT	OR-DR-TR	PF	A	T	B	S	PTS
vs. #18 Arizona State	11/25												
vs. #3 Villanova/Boston College	11/26												
at Seton Hall	11/29												
vs. Illinois	12/2												
vs. Gonzaga	12/5												
Nicholls State	12/8												
Texas	12/13												
at Kansas State	12/19												
Arkansas Pine-Bluff	12/21												
Central Arkansas	12/29												
at Iowa State	1/2												
Oklahoma	1/6												
at TCU	1/9												
West Virginia	1/12												
at Texas Tech	1/16												
Kansas	1/18												
at Oklahoma State	1/23												
Kansas State	1/27												
Auburn	1/30												
at Texas	2/2												
TCU	2/6												
at Oklahoma	2/10												
Texas Tech	2/13												
at West Virginia	2/15												
Oklahoma State	2/20												
Iowa State	2/23												
at Kansas	2/27												

CRYER'S CAREER STATS																	
YEAR	GP-GS	MIN-AVG	FG-A	PCT	3FG-A	PCT	FT-A	PCT	OFF-DEF-TOT	AVG	PF-D	A	TO	B	S	TP	AVG
2020-21 (FR.)																	
CAREER																	



10 — ADAM FLAGLER

G • 6-3 • 180 • SO. • SQ
DULUTH, GA. (PRESBYTERIAN)

SEASON HIGHS

Points: —
FG: —
FGA: —
3FG: —
3FGA: —
FT: —
FTA: —
Rebounds: —
Assists: —
Turnovers: —
Blocks: —
Steals: —
Minutes Played: —

CAREER HIGHS

Points: — 29 at UCLA (11/19/18)
FG: — 11 vs. Winthrop (1/26/19)
FGA: — 19, twice; at UCLA (11/19/18) and at Winthrop (1/26/19)
3FG: — 7 at UCLA (11/19/18)
3FGA: — 14 at UCLA (11/19/18)
FT: — 10 vs. VMI (12/12/18)
FTA: — 10, twice; vs. VMI (12/12/18) and at Robert Morris (3/24/19)
Rebounds: — 10 at UNC Asheville (2/23/19)
Assists: — 7 vs. Campbell (2/16/19)
Turnovers: — 4, twice; at Radford (1/12/19) and at Marshall (3/26/19)
Blocks: — 1, nine times
Steals: — 3 vs. UNC Asheville (2/7/19)
Minutes Played: — 40 vs. Gardner-Webb (2/9/19)

MISCELLANEOUS

	20-21	BU RECORD
Double-Figure Points:	—	—
5+ Assists:	—	—
Led team in Points:	—	—
Led team in Rebounds:	—	—
Led team in Assists:	—	—
Led team in Bench Points:	—	—

FLAGLER NOTEBOOK

- Third-year sophomore, sat out and redshirted 2019-20 season after playing freshman year at Presbyterian College
- Earned 2019 Big South Freshman of the Year honors and was 5-time Big South Freshman of the Week
- Led Presbyterian in scoring as freshman with 15.9 points per game, started all 36 games and scored 10+ pts in 32 of 36 games
- Posted career-high 29 points at UCLA (11/19/18), including 24 points and 6 treys in 2nd half
- Scored 20+ points 10 times as freshman, including games at Dayton, at UCLA and at Marquette
- Brother, Duvaughn, played football at Gardner-Webb (2004-07) and finished with 188 receptions, 2,552 yards and 31 TDs
- Aspires to become a pediatrician

2020-21 GAME-BY-GAME

OPPONENT	DATE	GS	MIN	FG	3FG	FT	OR-DR-TR	PF	A	T	B	S	PTS
vs. #18 Arizona State	11/25												
vs. #3 Villanova/Boston College	11/26												
at Seton Hall	11/29												
vs. Illinois	12/2												
vs. Gonzaga	12/5												
Nicholls State	12/8												
Texas	12/13												
at Kansas State	12/19												
Arkansas Pine-Bluff	12/21												
Central Arkansas	12/29												
at Iowa State	1/2												
Oklahoma	1/6												
at TCU	1/9												
West Virginia	1/12												
at Texas Tech	1/16												
Kansas	1/18												
at Oklahoma State	1/23												
Kansas State	1/27												
Auburn	1/30												
at Texas	2/2												
TCU	2/6												
at Oklahoma	2/10												
Texas Tech	2/13												
at West Virginia	2/15												
Oklahoma State	2/20												
Iowa State	2/23												
at Kansas	2/27												

FLAGLER'S PRESBYTERIAN STATS

YEAR	GP-GS	MIN-AVG	FG-A	PCT	3FG-A	PCT	FT-A	PCT	OFF-DEF-TOT	AVG	PF-D	A	TO	B	S	TP	AVG
2018-19 (FR.)	36-36	1105-30.7	196-447	.438	108-280	.386	71-85	.835	27-95-122	3.4	61-0	45	42	9	28	571	15.9

FLAGLER'S BAYLOR STATS

YEAR	GP-GS	MIN-AVG	FG-A	PCT	3FG-A	PCT	FT-A	PCT	OFF-DEF-TOT	AVG	PF-D	A	TO	B	S	TP	AVG
2020-21 (SO.)																	
NCAA CAREER	36-36	1105-30.7	196-447	.438	108-280	.386	71-85	.835	27-95-122	3.4	61-0	45	42	9	28	571	15.9



32 – ZACH LOVEDAY

F • 7-0 • 215 • FR. • HS
GALLIPOLIS, OHIO (HUNTINGTON PREP)

SEASON/CAREER HIGHS

- Points: –
- FG: –
- FGA: –
- 3FG: –
- 3FGA: –
- FT: –
- FTA: –
- Rebounds: –
- Assists: –
- Turnovers: –
- Blocks: –
- Steals: –
- Minutes Played: –

MISCELLANEOUS

	20-21	BU RECORD
Double-Figure Points:	–	–
2+ Blocks:	–	–
Led team in Points:	–	–
Led team in Rebounds:	–	–
Led team in Blocks:	–	–
Led team in Bench Points:	–	–

LOVEDAY NOTEBOOK

- True freshman 7-footer from Ohio, played final two high school seasons at national power Huntington Prep
- Ranked No. 51 overall and No. 12 among centers in 2020 signing class by Rivals
- One of five players from 2019-20 Huntington Prep squad to sign with Division I programs
- Father, Billy Loveday, played basketball at Hanover College

2020-21 GAME-BY-GAME

OPPONENT	DATE	GS	MIN	FG	3FG	FT	OR-DR-TR	PF	A	T	B	S	PTS
vs. #18 Arizona State	11/25												
vs. #3 Villanova/Boston College	11/26												
at Seton Hall	11/29												
vs. Illinois	12/2												
vs. Gonzaga	12/5												
Nicholls State	12/8												
Texas	12/13												
at Kansas State	12/19												
Arkansas Pine-Bluff	12/21												
Central Arkansas	12/29												
at Iowa State	1/2												
Oklahoma	1/6												
at TCU	1/9												
West Virginia	1/12												
at Texas Tech	1/16												
Kansas	1/18												
at Oklahoma State	1/23												
Kansas State	1/27												
Auburn	1/30												
at Texas	2/2												
TCU	2/6												
at Oklahoma	2/10												
Texas Tech	2/13												
at West Virginia	2/15												
Oklahoma State	2/20												
Iowa State	2/23												
at Kansas	2/27												

LOVEDAY'S CAREER STATS																	
YEAR	GP-GS	MIN-AVG	FG-A	PCT	3FG-A	PCT	FT-A	PCT	OFF-DEF-TOT	AVG	PF-D	A	TO	B	S	TP	AVG
2020-21 (FR.)																	
CAREER																	



24 — MATTHEW MAYER

G/F • 6-9 • 225 • JR. • 2L

AUSTIN, TEXAS (WESTLAKE HS)

SEASON HIGHS

Points: — 19 vs. Kansas State (2/25/20)
FG: — 6 vs. Kansas State (2/25/20)
FGA: — 9 vs. Maryland Eastern Shore (12/3/19)
3FG: — 2, three times
3FGA: — 3, seven times
FT: — 5 vs. Kansas State (2/25/20)
FTA: — 6 vs. Kansas State (2/25/20)
Rebounds: — 8 vs. West Virginia (2/15/20)
Assists: — 4 vs. Texas State (11/15/19)
Turnovers: — 3 vs. Texas State (11/15/19); at Texas Tech (1/7/20)
Blocks: — 1, four times
Steals: — 3 vs. Texas State (11/15/19)
Minutes Played: — 20 vs. Kansas State (2/25/20)

CAREER HIGHS

Points: — 19 vs. Kansas State (2/25/20)
FG: — 7 vs. Nicholls (11/16/18)
FGA: — 12 vs. Nicholls (11/16/18)
3FG: — 3 vs. Nicholls (11/16/18)
3FGA: — 6 vs. Nicholls (11/16/18)
FT: — 5, four times
FTA: — 8 at Texas Tech (2/16/19)
Rebounds: — 8 vs. West Virginia (2/15/20)
Assists: — 4 vs. Texas State (11/15/19)
Turnovers: — 5 vs. Ole Miss (11/23/18)
Blocks: — 2 vs. Alabama (1/26/19)
Steals: — 4 at Oklahoma (1/28/19)
Minutes Played: — 30 vs. Ole Miss (11/23/18)

MISCELLANEOUS

	19-20	CAREER	BU RECORD
Double-Figure Points:	5	10	6-4
5+ Assists:	—	—	—
Led team in Points:	1	2	2-0
Led team in Rebounds:	1	2	1-1
Led team in Blocks:	1	3	2-1
Led team in Assists:	1	1	1-0
Led team in Bench Points:	7	17	9-8

MAYER NOTEBOOK


- Junior wing with length, range and quick release, provides instant offense off bench
- Played off bench in 63 of 64 games during BU career, including 38 games with 10+ minutes, 10 games with 10+ points
- Last 7 Games: 8.9 ppg in 15.6 mpg, shooting 56% (24-of-43) from field, including 70% (19-of-27) on 2-point field goals
- Recorded career-high 19 points on only 6-of-7 shooting in season-high 20 minutes off bench vs. Kansas State (2/25/20)
- Had 10 points in 15 minutes off bench vs. No. 3 Kansas (2/22/20)
- Scored 10 first-half points off bench vs. Villanova (11/24) and vs. Kansas (2/22) last season
- Scored 17 points on just 5-of-9 shooting in 14 minutes off bench as freshman at TCU (1/5/19)
- Posted game-high 18 points in just 18 minutes off bench vs. Nicholls State (11/16/18)
- Four-star recruit from Austin's Westlake High School, ranked among top-100 recruits nationally in 2018 class
- Helped Westlake to 36-4 record as senior in 2017-18, playing alongside Xavier's Keonte Kennedy and Texas' Brock Cunningham
- Committed to Baylor in June 2017, more than a year prior to enrolling at BU

2019-20 GAME-BY-GAME

OPPONENT	DATE	GS	MIN	FG	3FG	FT	OR-DR-TR	PF	A	T	B	S	PTS
Central Arkansas	11/5		14	3-7	2-2	0-0	0-2-2	1	0	0	0	0	8
vs. Washington	11/8		2	0-1	0-1	0-0	0-0-0	2	0	0	0	0	0
Texas State	11/15		14	0-2	0-0	0-0	1-1-2	1	4	3	1	3	0
vs. Ohio	11/21		5	0-2	0-1	0-0	0-0-0	0	0	0	0	0	0
at Coastal Carolina	11/22		6	2-2	1-1	1-2	0-0-0	0	0	0	0	0	6
vs. #17 Villanova	11/24		11	4-6	1-2	1-2	1-2-3	2	1	0	0	0	10
Maryland-Eastern Shore	12/3		16	5-9	2-3	0-0	3-2-5	1	0	0	0	0	12
#12 Arizona	12/7		6	0-2	0-1	0-0	2-1-3	4	1	2	0	1	0
#18 Butler	12/10		9	1-3	0-1	0-0	0-0-0	1	1	0	0	0	2
vs. UT Martin	12/18		16	2-8	1-3	0-0	2-0-2	2	1	1	0	1	5
Jackson State	12/30		12	2-3	0-0	1-4	2-0-2	1	0	1	0	0	5
Texas	1/4		17	3-5	1-1	0-0	1-0-1	2	2	0	0	1	7
at #22 Texas Tech	1/7		17	2-7	1-3	0-0	0-2-2	1	2	3	0	0	5
at #3 Kansas	1/11		8	0-0	0-0	0-0	0-2-2	0	1	2	0	2	0
Iowa State	1/15		9	0-3	0-1	0-0	0-1-1	1	0	0	0	0	0
at Oklahoma State	1/18		14	1-3	1-2	3-4	0-2-2	2	2	0	0	0	6
Oklahoma	1/20		11	0-4	0-1	3-3	0-2-2	0	0	0	0	0	3
at Florida	1/25		9	2-3	1-1	0-0	0-1-1	0	0	1	1	0	5
at Iowa State	1/29		8	0-2	0-0	0-0	1-1-2	2	0	1	1	0	0
TCU	2/1		10	2-5	1-2	0-0	0-1-1	0	3	1	0	0	5
at Kansas State	2/3		9	0-0	0-0	0-0	0-2-2	0	1	0	0	0	0
Oklahoma State	2/8		7	0-5	0-2	0-0	1-0-1	0	0	0	0	0	0
at Texas	2/10		9	1-3	0-1	2-2	0-2-2	1	1	1	0	0	4
#14 West Virginia	2/15		17	5-8	0-1	3-3	1-7-8	2	1	1	0	0	13
at Oklahoma	2/18		18	2-5	1-3	0-0	1-1-2	3	0	1	0	0	5
#3 Kansas	2/22		14	4-7	1-3	1-1	2-1-3	0	0	1	0	2	10
Kansas State	2/25		20	6-7	2-3	5-6	0-4-4	0	0	1	1	1	19
at TCU	2/29		17	3-6	0-3	0-0	0-0-0	0	1	1	0	2	6
Texas Tech	3/2		18	3-7	1-3	0-2	0-2-2	1	1	0	0	2	7
at West Virginia	3/7		5	1-3	0-0	0-0	0-0-0	0	0	0	0	0	2

MAYER'S CAREER STATS

YEAR	GP-GS	MIN-AVG	FG-A	PCT	3FG-A	PCT	FT-A	PCT	OFF-DEF-TOT	AVG	PF-D	A	TO	B	S	TP	AVG
2018-19 (FR.)	33-0	388-11.8	51-154	.331	20-65	.308	31-47	.660	24-42-66	2.0	34-0	26	25	8	17	153	4.6
2019-20 (SO.)	30-0	348-11.6	54-128	.422	17-45	.378	20-29	.690	18-39-57	1.9	30-0	23	21	4	15	145	4.8
2020-21 (JR.)																	
CAREER	63-0	736-11.7	105-282	.372	37-110	.336	51-76	.671	42-81-123	2.0	64-0	49	46	12	32	298	4.7



45 — DAVION MITCHELL

G • 6-2 • 205 • JR. • 1L
HINESVILLE, GA. (AUBURN)

SEASON HIGHS

Points: — 19 vs. UT Martin (12/18/19)
 FG: — 9 vs. UT Martin (12/18/19)
 FGA: — 13 at Coastal Carolina (11/22/19); at Florida (1/25/20)
 3FG: — 3 vs. Oklahoma (1/20/20); at West Virginia (3/7/20)
 3FGA: — 7 at Coastal Carolina (11/22/19); vs. Oklahoma (1/20/20)
 FT: — 7 at Florida (1/25/20)
 FTA: — 10 vs. Oklahoma State (2/8/20)
 Rebounds: — 6 at Texas (2/10/20)
 Assists: — 10 vs. Kansas State (2/25/20)
 Turnovers: — 5 at Texas (2/10/20); vs. West Virginia (2/15/20)
 Blocks: — 2 at Texas (2/10/20); vs. Kansas (2/22/20)
 Steals: — 4, three times
 Minutes Played: — 41 vs. Texas Tech (3/2/20)

CAREER HIGHS

Points: — 19 vs. UT Martin (12/18/19)
 FG: — 9 vs. UT Martin (12/18/19)
 FGA: — 13 at Coastal Carolina (11/22/19); at Florida (1/25/20)
 3FG: — 3 vs. Oklahoma (1/20/20); at West Virginia (3/7/20)
 3FGA: — 7 at Coastal Carolina (11/22/19); vs. Oklahoma (1/20/20)
 FT: — 7 at Florida (1/25/20)
 FTA: — 10 vs. Oklahoma State (2/8/20)
 Rebounds: — 6 at Texas (2/10/20)
 Assists: — 10 vs. Kansas State (2/25/20)
 Turnovers: — 5 at Texas (2/10/20); vs. West Virginia (2/15/20)
 Blocks: — 2 at Texas (2/10/20); vs. Kansas (2/22/20)
 Steals: — 4, three times
 Minutes Played: — 41 vs. Texas Tech (3/2/20)

MISCELLANEOUS

	19-20	BU RECORD
Double-Figure Points:	15	14-1
Double-Figure Assists:	1	1-0
5+ Assists:	11	11-0
Led team in Points:	2	2-0
Led team in Rebounds:	1	1-0
Led team in Assists:	15	14-1
Led team in Blocks:	3	2-1

MITCHELL NOTEBOOK

- Lightning quick junior point guard, transferred to Baylor from Auburn and sat out 2018-19 season
- Named 2020 Big 12 Newcomer of the year, All-Big 12 Second Team and Big 12 All-Defensive Team
- One of 10 finalists for 2020 Naismith Trophy Defensive Player of the Year (joining Mark Vital)
- Tabbed as No. 10 guard in college basketball by The Athletic entering 2020-21 season
- Has started all 30 games at Baylor after coming off bench in all 34 games as freshman at Auburn in 2017-18
- Teams are 38-4 in games in which he's played 20+ minutes (12-0 at Auburn, 26-4 at Baylor)
- Teams are 16-1 in games in which he's scored 10+ points (2-0 at Auburn, 14-1 at Baylor)
- Last 13 Games: averaging 5.2 assists and 1.7 steals per game; has 2.06 assist-to-turnover ratio (66 assists, 32 turnovers)
- Last 21 Games: 10.6 ppg, 4.1 apg, 1.6 spg; shooting 43% (80-of-187) from field, 36% (25-70) on 3FGs in 33.2 minutes/game
- Averaging 10.6 ppg over last 26 games after posting 4.0 ppg over first 38 collegiate games
- Made a 3-pointer in 21 of last 26 games; 35% 3FGs (32-92) over last 26 games after 26% over first 38 collegiate games (17-65)
- Had career-first double-double with 14 points and career-high 10 assists in 33 minutes vs. Kansas State (2/25/20)
- Came off bench in all 34 games as freshman at Auburn in 2017-18, helping Tigers to 26-8 record and SEC title
- Ranked 2nd on Auburn team with .566 2-point FG percentage and 18.4 assist rate in 2017-18
- Has team-high 41-inch max vertical, 33.5-inch no-step vertical

2019-20 GAME-BY-GAME

OPPONENT	DATE	GS	MIN	FG	3FG	FT	OR-DR-TR	PF	A	T	B	S	PTS
Central Arkansas	11/5	*	24	3-6	1-4	0-3	0-1-1	3	5	1	0	1	7
vs. Washington	11/8	*	30	1-5	1-3	0-0	0-1-1	1	4	3	0	1	3
Texas State	11/15	*	28	2-5	0-3	4-7	1-2-3	2	0	1	1	1	8
vs. Ohio	11/21	*	31	4-7	0-3	1-1	0-3-3	3	2	1	1	0	9
at Coastal Carolina	11/22	*	38	4-13	2-7	5-6	0-2-2	3	6	1	0	3	15
vs. #17 Villanova	11/24	*	30	5-10	1-2	2-4	0-1-1	4	2	2	1	1	13
Maryland-Eastern Shore	12/3	*	24	2-6	1-3	3-5	1-4-5	2	4	2	0	1	8
#12 Arizona	12/7	*	33	2-9	2-4	0-0	0-1-1	4	2	3	1	1	6
#18 Butler	12/10	*	36	2-9	1-6	1-2	1-1-2	2	3	4	0	2	6
vs. UT Martin	12/18	*	26	9-12	1-2	0-0	0-3-3	2	4	0	0	4	19
Jackson State	12/30	*	25	5-6	2-3	2-2	0-1-1	4	5	2	0	3	14
Texas	1/4	*	23	1-5	1-2	0-0	0-5-5	4	3	2	0	1	3
at #22 Texas Tech	1/7	*	31	6-10	2-2	0-0	1-3-4	3	0	4	0	1	14
at #3 Kansas	1/11	*	36	4-10	2-5	0-0	0-2-2	1	1	2	0	1	10
Iowa State	1/15	*	35	6-11	2-5	3-3	0-3-3	3	6	2	1	0	17
at Oklahoma State	1/18	*	31	0-5	0-3	0-0	1-4-5	1	0	3	0	0	0
Oklahoma	1/20	*	32	5-12	3-7	0-0	1-3-4	3	1	2	1	1	13
at Florida	1/25	*	36	2-13	1-5	7-8	1-0-1	3	6	3	0	1	12
at Iowa State	1/29	*	32	4-10	0-2	2-2	0-5-5	3	3	1	1	4	10
TCU	2/1	*	36	2-6	1-2	3-4	0-4-4	3	4	1	0	4	8
at Kansas State	2/3	*	32	5-7	1-2	2-4	0-1-1	5	7	2	0	2	13
Oklahoma State	2/8	*	35	2-6	0-2	6-10	1-1-2	2	5	1	0	0	10
at Texas	2/10	*	33	2-6	1-2	3-4	1-5-6	3	5	5	2	0	8
#14 West Virginia	2/15	*	38	6-10	1-4	0-2	1-2-3	2	9	5	0	2	13
at Oklahoma	2/18	*	36	2-8	1-4	2-2	0-3-3	3	4	2	0	3	7
#3 Kansas	2/22	*	37	2-11	0-3	2-3	0-3-3	3	3	1	2	3	6
Kansas State	2/25	*	33	5-9	2-5	2-2	0-3-3	2	10	4	0	0	14
at TCU	2/29	*	36	2-8	0-2	3-4	0-1-1	1	4	2	0	0	7
Texas Tech	3/2	*	41	4-11	1-4	0-2	0-3-3	4	5	2	0	1	9
at West Virginia	3/7	*	35	6-11	3-4	0-0	0-0-0	3	1	3	0	2	15

MITCHELL'S AUBURN STATS

YEAR	GP-GS	MIN-AVG	FG-A	PCT	3FG-A	PCT	FT-A	PCT	OFF-DEF-TOT	AVG	PF-D	A	TO	B	S	TP	AVG
2017-18 (FR.)	34-0	582-17.1	45-105	.429	15-52	.288	21-31	.677	9-30-39	1.1	73-1	63	38	1	18	126	3.7

MITCHELL'S BAYLOR STATS

YEAR	GP-GS	MIN-AVG	FG-A	PCT	3FG-A	PCT	FT-A	PCT	OFF-DEF-TOT	AVG	PF-D	A	TO	B	S	TP	AVG
2019-20 (SO.)	30-30	973-32.4	105-257	.409	34-105	.324	53-80	.663	10-71-81	2.7	82-1	114	67	11	44	297	9.9
2020-21 (JR.)																	
BU CAREER	30-30	973-32.4	105-257	.409	34-105	.324	53-80	.663	10-71-81	2.7	82-1	114	67	11	44	297	9.9
NCAA CAREER	64-30	1555-24.3	150-362	.414	49-157	.312	74-111	.667	19-101-120	1.9	155-2	177	105	12	62	423	6.6



13 — JACKSON MOFFATT

G/F • 6-7 • 200 • SO. • SQ
MAGNOLIA, TEXAS (MAGNOLIA HS)

SEASON HIGHS

Points: —
 FG: —
 FGA: — 2 vs. Central Arkansas (11/5/19); vs. Kansas State (2/25/20)
 3FG: —
 3FGA: — 2 vs. Central Arkansas (11/5/19)
 FT: —
 FTA: —
 Rebounds: — 1 vs. Central Arkansas (11/5/19)
 Assists: —
 Turnovers: —
 Blocks: —
 Steals: — 1 vs. Maryland Eastern Shore (12/3/19)
 Minutes Played: — 3, three times

CAREER HIGHS

Points: —
 FG: —
 FGA: — 2 vs. Central Arkansas (11/5/19); vs. Kansas State (2/25/20)
 3FG: —
 3FGA: — 2 vs. Central Arkansas (11/5/19)
 FT: —
 FTA: —
 Rebounds: — 1 vs. Central Arkansas (11/5/19)
 Assists: —
 Turnovers: —
 Blocks: —
 Steals: — 1 vs. Maryland Eastern Shore (12/3/19)
 Minutes Played: — 3, three times

MISCELLANEOUS

	20-21	BU RECORD
Double-Figure Points:	—	—
Double-Figure Rebounds:	—	—
Double-Doubles:	—	—
5+ Assists:	—	—
Led team in Points:	—	—
Led team in Rebounds:	—	—
Led team in Blocks:	—	—
Led team in Assists:	—	—

MOFFATT NOTEBOOK

- Third-year sophomore walk-on wing from Magnolia High School, took voluntary redshirt in 2018-19
- Appeared in 6 games last season, totaling 1 rebound and 1 steal in 13 minutes
- Made collegiate debut with 3 minutes off bench in season opener vs. Central Arkansas (11/5)
- Scored 2,066 points during prep career, becoming Magnolia's all-time leading scorer
- Named 2018 District 20-5A Offensive MVP after averaging 25.5 points and 8.0 rebounds
- 3-time first-team All-District 20-5A honoree and 2-time TABC All-Region selection
- Holds MHS record for single-game scoring with 45-point game

2019-20 GAME-BY-GAME

OPPONENT	DATE	GS	MIN	FG	3FG	FT	OR-DR-TR	PF	A	T	B	S	PTS
Central Arkansas	11/5	3		0-2	0-2	0-0	0-1-1	0	0	0	0	0	0
vs. Washington	11/8			DNP									
Texas State	11/15			DNP									
vs. Ohio	11/21	1		0-0	0-0	0-0	0-0-0	0	0	0	0	0	0
at Coastal Carolina	11/22			DNP									
vs. #17 Villanova	11/24			DNP									
Maryland-Eastern Shore	12/3	3		0-2	0-2	0-0	0-0-0	0	0	0	0	1	0
#12 Arizona	12/7			DNP									
#18 Butler	12/10			DNP									
vs. UT Martin	12/18	3		0-1	0-1	0-0	0-0-0	1	0	0	0	0	0
Jackson State	12/30			DNP									
Texas	1/4			DNP									
at #22 Texas Tech	1/7			DNP									
at #3 Kansas	1/11			DNP									
Iowa State	1/15			DNP									
at Oklahoma State	1/18			DNP									
Oklahoma	1/20			DNP									
at Florida	1/25			DNP									
at Iowa State	1/29			DNP									
TCU	2/1			DNP									
at Kansas State	2/3			DNP									
Oklahoma State	2/8			DNP									
at Texas	2/10			DNP									
#14 West Virginia	2/15	0+		0-0	0-0	0-0	0-0-0	0	0	0	0	0	0
at Oklahoma	2/18			DNP									
#3 Kansas	2/22			DNP									
Kansas State	2/25	2		0-2	0-0	0-0	0-0-0	0	0	0	0	0	0
at TCU	2/29			DNP									
Texas Tech	3/2			DNP									
at West Virginia	3/7			DNP									

MOFFATT'S CAREER STATS

YEAR	GP-GS	MIN-AVG	FG-A	PCT	3FG-A	PCT	FT-A	PCT	OFF-DEF-TOT	AVG	PF-D	A	TO	B	S	TP	AVG
2019-20 (RFR.)	6-0	12-2.0	0-7	.000	0-5	.000	0-0	.000	0-1-1	0.2	1-0	0	0	0	1	0	0.0
2020-21 (SO.)																	
CAREER	6-0	12-2.0	0-7	.000	0-5	.000	0-0	.000	0-1-1	0.2	1-0	0	0	0	1	0	0.0



23 — JONATHAN TCHAMWA TCHATCHOUA

F • 6-8 • 245 • SO • SO
DOUALA, CAMEROON (UNLV)

SEASON HIGHS

Points: —
FG: —
FGA: —
3FG: —
3FGA: —
FT: —
FTA: —
Rebounds: —
Assists: —
Turnovers: —
Blocks: —
Steals: —
Minutes Played: —

CAREER HIGHS

Points: — 13 vs. Colorado State (1/2/19)
FG: — 4 vs. Bucknell (12/25/18)
FGA: — 8 vs. San Jose State (1/19/19)
3FG: —
3FGA: — 1, three times
FT: — 9 vs. Colorado State (1/2/19)
FTA: — 10 vs. Colorado State (1/2/19)
Rebounds: — 12 vs. Colorado State (1/2/19)
Assists: — 2 vs. Indiana State (12/23/18)
Turnovers: — 4 vs. New Mexico (1/8/19)
Blocks: — 3 vs. San Jose State (1/19/19)
Steals: — 2, twice; vs. BYU (12/15/18) and vs. Wyoming (1/5/19)
Minutes Played: — 40 vs. BYU (12/15/18)

MISCELLANEOUS

	20-21	BU RECORD
Double-Figure Points:	—	—
Double-Figure Rebounds:	—	—
2+ Blocks:	—	—
Led team in Points:	—	—
Led team in Rebounds:	—	—
Led team in Blocks:	—	—
Led team in Bench Points:	—	—

TCHAMWA TCHATCHOUA NOTEBOOK

- Third-year sophomore big man with strong build and tremendous athleticism, extremely coachable
- Transferred to Baylor after playing one year at UNLV, sat out 2019-20 season and participated on BU practice squad
- Born in Cameroon, moved to Australia and played at NBA Global Academy for final two high school seasons
- Played 31 games (11 starts) as freshman at UNLV, averaging 3.4 PPG, 3.5 RPG, 0.7 BPG in 13.3 MPG
- Recorded double-double with 13 points and 12 rebounds in just 16 minutes of win vs. Colorado State (1/2/19)
- Played 40 minutes in overtime win in first collegiate start vs. BYU (12/15/18)

2020-21 GAME-BY-GAME


OPPONENT	DATE	GS	MIN	FG	3FG	FT	OR-DR-TR	PF	A	T	B	S	PTS
vs. #18 Arizona State	11/25												
vs. #3 Villanova/Boston College	11/26												
at Seton Hall	11/29												
vs. Illinois	12/2												
vs. Gonzaga	12/5												
Nicholls State	12/8												
Texas	12/13												
at Kansas State	12/19												
Arkansas Pine-Bluff	12/21												
Central Arkansas	12/29												
at Iowa State	1/2												
Oklahoma	1/6												
at TCU	1/9												
West Virginia	1/12												
at Texas Tech	1/16												
Kansas	1/18												
at Oklahoma State	1/23												
Kansas State	1/27												
Auburn	1/30												
at Texas	2/2												
TCU	2/6												
at Oklahoma	2/10												
Texas Tech	2/13												
at West Virginia	2/15												
Oklahoma State	2/20												
Iowa State	2/23												
at Kansas	2/27												

TCHAMWA TCHATCHOUA'S UNLV STATS

YEAR	GP-GS	MIN-AVG	FG-A	PCT	3FG-A	PCT	FT-A	PCT	OFF-DEF-TOT	AVG	PF-D	A	TO	B	S	TP	AVG
2018-19 (FR.)	31-11	412-13.3	38-80	.475	0-3	.000	30-44	.682	57-50-107	3.5	68-2	6	25	21	7	106	3.4

TCHAMWA TCHATCHOUA'S BAYLOR STATS

YEAR	GP-GS	MIN-AVG	FG-A	PCT	3FG-A	PCT	FT-A	PCT	OFF-DEF-TOT	AVG	PF-D	A	TO	B	S	TP	AVG
2020-21 (SO.)																	
NCAA CAREER	31-11	412-13.3	38-80	.475	0-3	.000	30-44	.682	57-50-107	3.5	68-2	6	25	21	7	106	3.4



31 — MACIO TEAGUE

G • 6-4 • 195 • SR. • 1L

CINCINNATI, OHIO (UNC ASHEVILLE)

SEASON HIGHS

Points: — 24 vs. Oklahoma State (2/8/20)
FG: — 7 vs. Central Arkansas (11/5/19); vs. TCU (2/1/20)
FGA: — 16 vs. Texas (1/4/20)
3FG: — 5 vs. TCU (2/1/20)
3FGA: — 10 at Coastal Carolina (11/22/19)
FT: — 9 vs. Arizona (12/7/19); vs. Texas (1/4/20)
FTA: — 10 vs. Arizona (12/7/19)
Rebounds: — 10 vs. Central Arkansas (11/5/19)
Assists: — 5, three times
Turnovers: — 4 vs. Arizona (12/7/19); vs. Jackson State (12/30/19)
Blocks: — 1, five times
Steals: — 3 vs. Texas State (11/15/19); vs. Oklahoma (1/20/20)
Minutes Played: — 38 vs. Texas Tech (3/2/20)

CAREER HIGHS

Points: — 36 at Campbell (2/1/18)*
FG: — 14 at Campbell (2/1/18)*
FGA: — 24 vs. USC (3/13/18)*
3FG: — 7 at Campbell (2/1/18)*
3FGA: — 15 at Campbell (2/1/18)*
FT: — 12 at Charleston Southern (1/14/17)*
FTA: — 14 vs. High Point (1/27/18)*
Rebounds: — 11 at UNC Greensboro (12/19/17)*
Assists: — 8 vs. Wofford (11/26/17)*
Turnovers: — 8 at Rhode Island (11/10/17)*
Blocks: — 1, 16 times (11 at UNCA, 5 at BU)
Steals: — 5 at Coastal Carolina (12/3/16)*
Minutes Played: — 49 vs. USC (3/13/18)*

* - while at UNC Asheville

MISCELLANEOUS

	19-20	BU RECORD
Double-Figure Points:	22	21-1
Double-Figure Rebounds:	1	1-0
Double-Doubles:	1	1-0
20+ Points:	3	3-0
5+ Assists:	3	2-1
Led team in Points:	10	10-0
Led team in Rebounds:	4	4-0
Led team in Blocks:	1	1-0
Led team in Assists:	3	2-1

TEAGUE NOTEBOOK

- Fifth-year senior guard, earned All-Big 12 Second Team honors in first season at BU; played 2 years at UNC Asheville
- Has earned All-Conference honors all 3 collegiate seasons (1st Team All-Big South 2017 & 2018, 2nd Team All-Big 12 2020)
- Made at least one 3-pointer in 50 of last 53 games played, including 42 of 53 games with 2+ 3FGs
- Played in 90 consecutive games (89 starts) to start collegiate career before sitting out 2 games with broken wrist
- Led team in scoring in 6 straight games with 15+ points in each before suffering broken wrist at Texas (2/10/20)
- Posted season-high 24 points in win over Oklahoma State (2/8/20), including 6-of-6 free throws in final 14 seconds
- Scored game-high 21 points and added 6 rebounds in first Big 12 game vs. Texas (1/4/20)
- Led team with 19 points, including 9-of-10 at FT line, in win over No. 12 Arizona (12/7/19)
- Had 4th career double-double with 18 points and 10 rebounds in Baylor debut vs. Central Arkansas (11/5/19)
- Has 7 career games with 6+ made 3FGs, 12 games with 5+ made 3FGs and 38 games with 3+ made 3FGs
- Scored in double-figures in 22 of 28 games last season and in 76 of 95 games during collegiate career
- Earned Myrtle Beach Invitational All-Tournament honors after leading Bears with 18.7 points per game (17+ points all 3 games)
- Career .412 3-point shooter, averaging 2.4 made 3s per games (227-of-551 over 95 games)
- Scored 1,078 points over 2 seasons at UNCA, 4th player in Big South history to reach 1k as soph.

2019-20 GAME-BY-GAME

OPPONENT	DATE	GS	MIN	FG	3FG	FT	OR-DR-TR	PF	A	T	B	S	PTS
Central Arkansas	11/5	*	29	7-12	4-6	0-0	1-9-10	2	3	3	0	1	18
vs. Washington	11/8	*	30	3-8	1-6	1-2	1-4-5	1	5	3	0	1	8
Texas State	11/15	*	34	5-13	2-6	0-0	1-1-2	0	5	2	0	3	12
vs. Ohio	11/21	*	30	5-11	3-5	4-5	2-2-4	3	0	2	0	1	17
at Coastal Carolina	11/22	*	34	6-14	3-10	6-6	0-2-2	1	2	0	0	0	21
vs. #17 Villanova	11/24	*	32	5-9	4-6	4-4	0-3-3	1	1	0	0	0	18
Maryland-Eastern Shore	12/3	*	27	3-9	1-6	3-4	1-6-7	0	5	1	0	1	10
#12 Arizona	12/7	*	31	4-12	2-8	9-10	5-2-7	0	1	4	1	2	19
#18 Butler	12/10	*	31	3-12	1-8	3-4	1-3-4	0	2	2	0	0	10
vs. UT Martin	12/18	*	28	5-10	2-5	0-1	0-3-3	1	2	0	0	1	12
Jackson State	12/30	*	27	5-11	3-6	3-5	1-4-5	1	2	4	0	2	16
Texas	1/4	*	37	5-16	2-7	9-9	0-6-6	1	1	1	1	1	21
at #22 Texas Tech	1/7	*	35	2-4	0-2	3-4	0-2-2	1	1	0	0	0	7
at #3 Kansas	1/11	*	35	6-10	3-5	1-1	2-5-7	2	3	0	0	0	16
Iowa State	1/15	*	32	0-7	0-2	2-2	2-6-8	1	1	2	1	1	2
at Oklahoma State	1/18	*	32	2-9	1-6	4-4	1-4-5	1	1	0	0	0	9
Oklahoma	1/20	*	35	4-13	2-9	6-7	0-1-1	0	2	1	0	3	16
at Florida	1/25	*	37	5-12	2-6	4-4	0-6-6	2	3	0	1	0	16
at Iowa State	1/29	*	35	6-14	2-8	1-2	2-2-4	1	2	0	0	2	15
TCU	2/1	*	36	7-13	5-8	0-0	1-5-6	1	0	0	0	1	19
at Kansas State	2/3	*	36	4-9	2-6	5-8	0-4-4	2	3	3	0	2	15
Oklahoma State	2/8	*	37	6-9	4-7	8-9	2-5-7	1	1	2	0	0	24
at Texas	2/10	*	35	3-11	2-5	3-4	2-6-8	1	0	0	0	0	11
#14 West Virginia	2/15						DNP						
at Oklahoma	2/18						DNP						
#3 Kansas	2/22	*	28	3-8	2-4	0-0	0-0-0	2	1	1	0	0	8
Kansas State	2/25	*	24	4-10	3-7	2-2	1-2-3	1	2	1	0	2	13
at TCU	2/29	*	33	3-10	2-4	5-5	1-4-5	4	1	0	1	1	13
Texas Tech	3/2	*	38	5-15	2-7	2-2	1-3-4	1	0	0	0	2	14
at West Virginia	3/7	*	35	4-9	0-4	1-1	1-0-1	4	2	3	0	0	9

TEAGUE'S UNC ASHEVILLE STATS

YEAR	GP-GS	MIN-AVG	FG-A	PCT	3FG-A	PCT	FT-A	PCT	OFF-DEF-TOT	AVG	PF-D	A	TO	B	S	TP	AVG
2016-17 (FR.)	33-32	1124-34.1	169-361	.468	70-154	.455	101-114	.886	18-133-151	4.6	46-0	90	31	7	36	509	15.4
2017-18 (SO.)	34-34	1200-35.3	181-433	.418	97-228	.425	110-127	.866	17-132-149	4.4	57-0	85	70	4	54	569	16.7
CAREER	67-66	2324-34.7	350-794	.441	167-382	.437	211-241	.876	35-265-300	4.5	103-0	175	101	11	90	1078	16.1

TEAGUE'S BAYLOR STATS

YEAR	GP-GS	MIN-AVG	FG-A	PCT	3FG-A	PCT	FT-A	PCT	OFF-DEF-TOT	AVG	PF-D	A	TO	B	S	TP	AVG
2019-20 (JR.)	28-28	913-32.6	120-300	.400	60-169	.355	89-105	.848	29-100-129	4.6	36-0	52	35	5	27	389	13.9
2020-21 (SR.)																	
BU CAREER	28-28	913-32.6	120-300	.400	60-169	.355	89-105	.848	29-100-129	4.6	36-0	52	35	5	27	389	13.9
NCAA CAREER	95-94	3237-34.1	470-1094	.430	227-551	.412	300-346	.867	64-365-429	4.5	139-0	227	136	16	117	1467	15.4



0 — FLO THAMBA

F • 6-10 • 245 • JR. • 2L
KINSHASA, CONGO (MOUNTAIN MISSION SCHOOL)

SEASON HIGHS

Points: — 11 vs. UT Martin (12/18/19)
FG: — 4 vs. UT Martin (12/18/19)
FGA: — 4, three times
3FG: —
3FGA: —
FT: — 3 vs. Texas State (11/15/19); vs. UT Martin (12/18/19)
FTA: — 6 vs. UT Martin (12/18/19)
Rebounds: — 8 vs. UT Martin (12/18/19)
Assists: — 2 vs. Central Arkansas (11/5/19)
Turnovers: — 1, five times
Blocks: — 4 vs. UT Martin (12/18/19)
Steals: — 1 at West Virginia (3/7/20)
Minutes Played: — 21 vs. UT Martin (12/18/19)

CAREER HIGHS

Points: — 11 vs. UT Martin (12/18/19)
FG: — 4 vs. UT Martin (12/18/19)
FGA: — 5 vs. Kansas (1/12/19)
3FG: —
3FGA: —
FT: — 3, four times
FTA: — 6 vs. UT Martin (12/18/19)
Rebounds: — 8 vs. UT Martin (12/18/19)
Assists: — 3 vs. TCU (2/2/19)
Turnovers: — 2, seven times
Blocks: — 4 vs. UT Martin (12/18/19)
Steals: — 1, seven times
Minutes Played: — 21, three times

MISCELLANEOUS

	19-20	CAREER	BU RECORD
Double-Figure Points:	1	1	1-0
Double-Figure Rebounds:	—	—	—
Double-Doubles:	—	—	—
2+ Blocks:	2	8	7-1
Led team in Points:	—	—	—
Led team in Rebounds:	1	1	1-0
Led team in Blocks:	3	8	6-2
Led team in Bench Points:	3	3	2-1

THAMBA NOTEBOOK


- Junior big man with 7-foot-5 wingspan, originally from Kinshasa, Democratic Republic of the Congo
- Played off bench in 19 of 30 games last season, totaling 43 points, 42 rebounds and 13 blocks in 172 minutes
- Saw 15 minutes of action in season finale last year at West Virginia, most in any Big 12 game last season
- Made pair of clutch free throws to give Bears 1-point lead with 4:55 left in comeback win at Oklahoma State (11/18/20)
- Recorded career-highs with 11 points (4-4 FGs), 8 rebounds, 4 blocks and 21 minutes vs. UT Martin (12/18/19)
- Came off bench in 33 of 34 games as freshman in 2018-19, including 15 games with double-digit minutes
- Born in Congo, lived in England, France and South Africa, emigrated to United States in 2014
- Averaged 14.0 points, 10.0 rebounds and 1.5 blocks as senior at Mountain Mission School in Grundy, Va.
- Late addition to 2018 signing class, ranked No. 243 overall and No. 34 center by 247Sports

2019-20 GAME-BY-GAME

OPPONENT	DATE	GS	MIN	FG	3FG	FT	OR-DR-TR	PF	A	T	B	S	PTS
Central Arkansas	11/5		11	2-2	0-0	0-1	3-2-5	2	2	1	1	0	4
vs. Washington	11/8			DNP									
Texas State	11/15		10	1-2	0-0	3-4	1-1-2	2	0	0	0	0	5
vs. Ohio	11/21		8	0-0	0-0	0-0	0-2-2	2	0	0	0	0	0
at Coastal Carolina	11/22		4	0-0	0-0	0-0	0-0-0	1	0	0	0	0	0
vs. #17 Villanova	11/24			DNP									
Maryland-Eastern Shore	12/3		17	2-2	0-0	2-3	0-4-4	4	0	1	1	0	6
#12 Arizona	12/7		13	1-4	0-0	2-2	2-2-4	4	0	1	1	0	4
#18 Butler	12/10		9	1-2	0-0	0-2	1-1-2	2	0	0	1	0	2
vs. UT Martin	12/18		21	4-4	0-0	3-6	0-8-8	4	0	1	4	0	11
Jackson State	12/30		12	0-4	0-0	2-4	1-3-4	1	0	0	0	0	2
Texas	1/4		5	0-1	0-0	0-0	1-2-3	0	0	0	1	0	0
at #22 Texas Tech	1/7			DNP									
at #3 Kansas	1/11		4	0-0	0-0	0-0	0-0-0	0	0	0	0	0	0
Iowa State	1/15		4	0-0	0-0	1-2	1-0-1	0	0	0	0	0	1
at Oklahoma State	1/18		3	0-0	0-0	2-2	0-0-0	1	0	0	0	0	2
Oklahoma	1/20			DNP									
at Florida	1/25		5	0-1	0-0	0-0	0-0-0	2	0	1	0	0	0
at Iowa State	1/29			DNP									
TCU	2/1			DNP									
at Kansas State	2/3			DNP									
Oklahoma State	2/8		2	0-0	0-0	0-0	0-0-0	1	0	0	0	0	0
at Texas	2/10			DNP									
#14 West Virginia	2/15		6	0-1	0-0	0-1	1-0-1	1	0	0	1	0	0
at Oklahoma	2/18			DNP									
#3 Kansas	2/22			DNP									
Kansas State	2/25		13	1-2	0-0	0-0	0-1-1	1	0	0	1	0	2
at TCU	2/29			DNP									
Texas Tech	3/2		10	0-1	0-0	2-3	2-1-3	0	0	1	2	0	2
at West Virginia	3/7		15	1-1	0-0	0-0	1-1-2	5	0	1	0	1	2

THAMBA'S CAREER STATS

YEAR	GP-GS	MIN-AVG	FG-A	PCT	3FG-A	PCT	FT-A	PCT	OFF-DEF-TOT	AVG	PF-D	A	TO	B	S	TP	AVG
2018-19 (FR.)	33-0	331-10.0	21-39	.538	0-0	.000	16-30	.533	31-41-72	2.2	57-1	11	24	21	6	58	1.8
2019-20 (SO.)	19-0	172-9.1	13-27	.481	0-0	.000	17-30	.567	14-28-42	2.2	33-1	2	7	13	1	43	2.3
2020-21 (JR.)																	
CAREER	52-0	503-9.7	34-66	.515	0-0	.000	33-60	.550	45-69-114	2.2	90-2	13	31	34	7	101	1.9



5 — JORDAN TURNER

G/F • 6-8 • 195 • RFR. • SQ
HOUSTON, TEXAS (SUNRISE CHRISTIAN)

SEASON/CAREER HIGHS

Points: —
FG: —
FGA: —
3FG: —
3FGA: —
FT: —
FTA: —
Rebounds: —
Assists: —
Steals: —
Blocks: —
Turnovers: —
Minutes Played: —

MISCELLANEOUS

	19-20	BU RECORD
Double-Figure Points:	—	—
Double-Figure Rebounds:	—	—
Double-Doubles:	—	—
2+ Blocks:	—	—
Led team in Points:	—	—
Led team in Rebounds:	—	—
Led team in Blocks:	—	—
Led team in Assists:	—	—

TURNER NOTEBOOK

- Redshirt freshman wing from Houston, attended Sunrise Christian in Bel Aire, Kan. for final 2 prep seasons
- Elected to take voluntary redshirt and participate on practice squad during 2019-20 season
- Ranked No. 11 recruit in Texas and No. 24 SF nationally in 2019 signing class by ESPN
- Played first two prep seasons at Global Learning Village in Houston
- Twin brother, Jalyn, is sophomore on Central Oklahoma basketball squad

2020-21 GAME-BY-GAME

OPPONENT	DATE	GS	MIN	FG	3FG	FT	OR-DR-TR	PF	A	T	B	S	PTS
vs. #18 Arizona State	11/25												
vs. #3 Villanova/Boston College	11/26												
at Seton Hall	11/29												
vs. Illinois	12/2												
vs. Gonzaga	12/5												
Nicholls State	12/8												
Texas	12/13												
at Kansas State	12/19												
Arkansas Pine-Bluff	12/21												
Central Arkansas	12/29												
at Iowa State	1/2												
Oklahoma	1/6												
at TCU	1/9												
West Virginia	1/12												
at Texas Tech	1/16												
Kansas	1/18												
at Oklahoma State	1/23												
Kansas State	1/27												
Auburn	1/30												
at Texas	2/2												
TCU	2/6												
at Oklahoma	2/10												
Texas Tech	2/13												
at West Virginia	2/15												
Oklahoma State	2/20												
Iowa State	2/23												
at Kansas	2/27												

TURNER'S CAREER STATS																	
YEAR	GP-GS	MIN-AVG	FG-A	PCT	3FG-A	PCT	FT-A	PCT	OFF-DEF-TOT	AVG	PF-D	A	TO	B	S	TP	AVG
2020-21 (RFR.)																	
CAREER																	



11 – MARK VITAL

G/F • 6-5 • 250 • SR. • 3L
LAKE CHARLES, LA. (ADVANCED PREP INT'L (TEXAS))

SEASON HIGHS

Points: – 13 vs. Oklahoma State (2/8/20)
FG: – 6 vs. Oklahoma State (2/8/20)
FGA: – 10 vs. Washington (11/8/19); vs. Oklahoma State (2/8/20)
3FG: – 1 vs. Texas State (11/15/19); vs. Butler (12/10/19)
3FGA: – 4 vs. Jackson State (12/30/19)
FT: – 4 at Texas Tech (1/7/20)
FTA: – 8 at Texas Tech (1/7/20)
Rebounds: – 13 at Texas Tech (1/7/20)
Assists: – 7 at Iowa State (1/29/20)
Turnovers: – 4 vs. West Virginia (2/15/20)
Blocks: – 3 vs. Butler (12/10/19)
Steals: – 4 vs. Jackson State (12/30/19); vs. West Virginia (2/15/20)
Minutes Played: – 38 at Kansas (1/11/20)

CAREER HIGHS

Points: – 17 vs. Gonzaga (3/23/19)
FG: – 7 vs. Gonzaga (3/23/19)
FGA: – 13 vs. Kansas (1/12/19)
3FG: – 1, seven times
3FGA: – 4 vs. Jackson State (12/30/19)
FT: – 7 vs. Texas (2/27/19)
FTA: – 10 vs. Prairie View A&M (11/12/18); vs. Nicholls (11/16/18)
Rebounds: – 17 at Arizona (12/15/18)
Assists: – 8 vs. Oklahoma State (1/15/18)
Turnovers: – 7 vs. Kansas (2/10/18)
Blocks: – 3, five times
Steals: – 5 vs. SFA (12/18/18)
Minutes Played: – 41 vs. Texas (2/27/19)

MISCELLANEOUS

	19-20	CAREER	BU RECORD
Double-Figure Points:	6	25	15-10
Double-Figure Rebounds:	3	12	9-3
Double-Doubles:	–	2	2-0
5+ Assists:	1	8	7-1
2+ Blocks	5	19	14-5
Led team in Points:	–	3	0-3
Led team in Rebounds:	7	33	22-11
Led team in Assists:	5	18	11-8
Led team in Blocks:	5	20	13-7
Led team in Bench Points:	2	8	7-1

VITAL NOTEBOOK

- Bruising senior guard/forward from Lake Charles, La., sat out 2016-17 season before debuting in 2017-18
- Two-time All-Big 12 honoree (3rd Team in 2020, HM in 2019) and two-time Big 12 All-Defensive Team selection
- Tabbed as 1 of 4 finalists for 2020 Naismith Trophy Defensive Player of the Year
- Appeared in team-high 87 consecutive games before missing game vs. Texas Tech (3/2/20) due to knee injury
- Has started 64 of team's last 74 games, across small forward, power forward and small-ball center
- Has scored in double-figures 25 times during BU career, has 12 games with double-digit rebounds and 2 double-doubles
- Tied career-high with 3 blocks, including potential go-ahead layup with 1.5 seconds left in win over No. 18 Butler (12/10/19)
- Had career-high 17 points with 8 rebounds in 29 minutes of NCAA Tournament 2nd Round vs. Gonzaga (3/23/19)
- Went perfect 7-for-7 at foul line and posted 13 points, 8 rebounds and 3 assists in 84-83 OT win vs. Texas (2/27/17)
- Posted 2nd career double-double with career-high 15 points, 14 rebounds, 2 assists and 2 blocks in win vs. West Virginia (2/23/19)
- Had career-high 17 rebounds (9 offensive) in win at Arizona (12/15/18), out-rebounding all 9 Arizona players combined (14 rebounds)
- Played in all but one game vs. NCAA teams during BU career (missed vs. Randall in 2017-18 and vs. TTU in 2018-19)
- Committed to Baylor in September 2013, more than two years before signing day

2019-20 GAME-BY-GAME

OPPONENT	DATE	GS	MIN	FG	3FG	FT	OR-DR-TR	PF	A	T	B	S	PTS
Central Arkansas	11/5		19	2-7	0-1	2-4	1-4-5	4	1	1	0	0	6
vs. Washington	11/8		23	3-10	0-0	2-2	2-1-3	3	1	0	1	1	8
Texas State	11/15	*	26	3-8	1-3	3-4	4-1-5	1	1	1	2	2	10
vs. Ohio	11/21		23	3-5	0-0	3-6	4-2-6	0	0	1	2	2	9
at Coastal Carolina	11/22		27	5-7	0-1	0-1	5-4-9	2	2	1	1	3	10
vs. #17 Villanova	11/24		26	0-0	0-0	2-2	1-3-4	4	3	2	0	1	2
Maryland-Eastern Shore	12/3	*	27	3-8	0-2	0-3	3-3-6	2	1	2	1	3	6
#12 Arizona	12/7		14	0-1	0-0	0-0	1-6-7	5	3	1	0	2	0
#18 Butler	12/10	*	31	3-7	1-1	0-1	3-2-5	2	2	1	3	1	7
vs. UT Martin	12/18	*	24	5-6	0-0	1-2	2-0-2	2	2	1	1	2	11
Jackson State	12/30	*	27	3-8	0-4	0-2	1-5-6	1	3	3	0	4	6
Texas	1/4	*	26	2-8	0-1	0-1	6-1-7	1	0	1	2	2	4
at #22 Texas Tech	1/7	*	30	2-3	0-0	4-8	4-9-13	3	1	1	0	3	8
at #3 Kansas	1/11	*	38	1-7	0-1	2-2	1-5-6	3	4	0	0	3	4
Iowa State	1/15	*	31	5-9	0-2	1-5	3-4-7	3	1	2	0	2	11
at Oklahoma State	1/18	*	24	0-2	0-0	0-0	2-1-3	2	3	2	0	1	0
Oklahoma	1/20	*	26	1-5	0-1	0-1	4-4-8	2	1	1	2	0	2
at Florida	1/25	*	29	2-3	0-0	0-0	4-6-10	3	0	1	0	0	4
at Iowa State	1/29	*	31	4-6	0-0	0-0	5-4-9	1	7	2	0	1	8
TCU	2/1	*	22	0-0	0-0	1-2	3-1-4	2	2	2	0	0	1
at Kansas State	2/3	*	25	2-2	0-0	1-3	1-5-6	4	4	1	0	3	5
Oklahoma State	2/8	*	27	6-10	0-0	1-3	4-2-6	3	0	2	1	2	13
at Texas	2/10	*	29	4-9	0-0	0-1	5-3-8	3	1	3	1	2	8
#14 West Virginia	2/15	*	21	2-5	0-0	1-2	1-4-5	2	2	4	0	4	5
at Oklahoma	2/18	*	32	5-7	0-0	0-0	3-3-6	3	1	0	0	0	10
#3 Kansas	2/22	*	30	2-4	0-0	2-5	5-3-8	4	2	1	0	2	6
Kansas State	2/25	*	14	1-3	0-0	0-0	2-2-4	3	0	0	0	1	2
at TCU	2/29	*	21	1-1	0-0	1-2	0-1-1	5	1	1	0	1	3
Texas Tech	3/2			DNP									
at West Virginia	3/7	*	32	3-8	0-0	1-5	5-7-12	5	4	3	0	1	7

VITAL'S CAREER STATS

YEAR	GP-GS	MIN-AVG	FG-A	PCT	3FG-A	PCT	FT-A	PCT	OFF-DEF-TOT	AVG	PF-D	A	TO	B	S	TP	AVG
2016-17 (FR.)		-redshirt-															
2017-18 (FR.)	33-18	786-23.8	87-181	.481	1-10	.100	47-93	.505	75-109-184	5.6	73-0	71	68	21	26	222	6.7
2018-19 (SO.)	34-34	943-27.7	89-192	.464	4-22	.182	64-121	.529	121-124-245	7.2	99-4	68	61	31	35	246	7.2
2019-20 (JR.)	29-23	755-26.0	73-159	.459	2-17	.118	28-67	.418	85-96-181	6.2	78-3	53	41	17	50	176	6.1
2020-21 (SR.)																	
CAREER	96-75	2484-25.9	249-532	.468	7-49	.143	139-281	.495	281-329-610	6.4	250-7	192	170	69	111	644	6.7

2019-20 SEASON STATISTICS



THE STAT CREW SYSTEM
Baylor Combined Team Statistics (as of Mar 07, 2020)
All games



BIG 12 CONFERENCE

RECORD:	OVERALL	HOME	AWAY	NEUTRAL
ALL GAMES	26-4	14-1	9-2	3-1
CONFERENCE	15-3	8-1	7-2	0-0
NON-CONFERENCE	11-1	6-0	2-0	3-1

#	Player	gp-gs	min	avg	Total		3-Point		F-Throw		Rebounds				pf	dq	a	to	blk	stl	pts	avg		
					fg-fga	fg%	3fg-fga	3fg%	ft-fga	ft%	off	def	tot	avg										
12	Butler, Jared	30-30	912	30.4	167-397	.421	77-202	.381	69-89	.775	15	82	97	3.2	74	2	94	73	4	49	480	16.0		
31	Teague, MaCio	28-28	913	32.6	120-300	.400	60-169	.355	89-105	.848	29	100	129	4.6	36	0	52	35	5	27	389	13.9		
45	Mitchell, Davion	30-30	973	32.4	105-257	.409	34-105	.324	53-80	.663	10	71	81	2.7	82	1	114	67	11	44	297	9.9		
33	Gillespie, Freddie	30-30	853	28.4	111-202	.550	0-0	.000	65-95	.684	124	147	271	9.0	84	0	14	26	66	34	287	9.6		
02	Bandoo, Devonte	30-3	775	25.8	82-213	.385	40-104	.385	25-34	.735	27	80	107	3.6	35	0	45	46	2	18	229	7.6		
11	Vital, Mark	29-23	755	26.0	73-159	.459	2-17	.118	28-67	.418	85	96	181	6.2	78	3	53	41	17	50	176	6.1		
24	Mayer, Matthew	30-0	348	11.6	54-128	.422	17-45	.378	20-29	.690	18	39	57	1.9	30	0	23	21	4	15	145	4.8		
25	Clark, Tristan	22-6	288	13.1	38-80	.475	0-2	.000	11-17	.647	15	38	53	2.4	53	1	11	26	10	4	87	4.0		
00	Thamba, Flo	19-0	172	9.1	13-27	.481	0-0	.000	17-30	.567	14	28	42	2.2	33	1	2	7	13	1	43	2.3		
15	Okeke, Obim	8-0	24	3.0	0-8	.000	0-7	.000	1-2	.500	0	5	5	0.6	3	0	5	2	0	1	1	0.1		
13	Moffatt, Jackson	6-0	12	2.0	0-7	.000	0-5	.000	0-0	.000	0	1	1	0.2	1	0	0	0	0	1	0	0.0		
Team											50	32	82											
Total.....		30	6025		763-1778	.429	230-656	.351	378-548	.690	387	719	1106	36.9	509	8	413	357	132	244	2134	71.1		
Opponents.....		30	6025		643-1618	.397	176-566	.311	342-498	.687	306	696	1002	33.4	549	16	339	456	146	174	1804	60.1		

TEAM STATISTICS	BU	OPP	Date	Opponent	Score	Att.		
SCORING	2134	1804	11/05/19	CENTRAL ARKANSAS	w 105-61	8805		
Points per game	71.1	60.1	11/08/19	vs Washington	L 64-67	5117		
Scoring margin	+11.0	-	11/15/19	TEXAS ST.	w 72-63	7640		
FIELD GOALS-ATT	763-1778	643-1618	11/21/19	vs Ohio	w 76-53	2269		
Field goal pct	.429	.397	11/22/19	at Coastal Carolina	w 77-65	1921		
3 POINT FG-ATT	230-656	176-566	11/24/19	vs Villanova	w 87-78	0		
3-point FG pct	.351	.311	12/03/19	UMES	w 78-46	6195		
3-pt FG made per game	7.7	5.9	12/07/19	ARIZONA	w 63-58	7872		
FREE THROWS-ATT	378-548	342-498	12/10/19	BUTLER	w 53-52	7270		
Free throw pct	.690	.687	12/18/19	vs UT Martin	w 91-63	0		
F-Throws made per game	12.6	11.4	12/30/19	JACKSON ST.	w 83-57	6773		
REBOUNDS	1106	1002	* 01/04/20	TEXAS	w 59-44	6063		
Rebounds per game	36.9	33.4	* 01/07/20	at Texas Tech	w 57-52	15098		
Rebounding margin	+3.5	-	* 01/11/20	at Kansas	w 67-55	16300		
ASSISTS	413	339	* 01/15/20	IOWA ST.	w 68-55	8500		
Assists per game	13.8	11.3	* 01/18/20	at Oklahoma St.	w 75-68	7594		
TURNOVERS	357	456	* 01/20/20	OKLAHOMA	w 61-57	9217		
Turnovers per game	11.9	15.2	01/25/20	at Florida	w 72-61	11092		
Turnover margin	+3.3	-	* 01/29/20	at Iowa St.	w 67-53	13896		
Assist/turnover ratio	1.2	0.7	* 02/01/20	TCU	w 68-52	8830		
STEALS	244	174	* 02/03/20	at Kansas St.	w 73-67	8888		
Steals per game	8.1	5.8	* 02/08/20	OKLAHOMA ST.	w 78-70	7675		
BLOCKS	132	146	* 02/10/20	at Texas	w 52-45	9433		
Blocks per game	4.4	4.9	* 02/15/20	WEST VIRGINIA	w 70-59	10305		
ATTENDANCE	122664	122188	* 02/18/20	at Oklahoma	w 65-54	10017		
Home games-Avg/Game	15-8178	11-10437	* 02/22/20	KANSAS	L 61-64	10627		
Neutral site-Avg/Game	-	4-1846	* 02/25/20	KANSAS ST.	w 85-66	7939		
Score by Periods	1st	2nd	OT	Totals				
Baylor	1026	1097	11	2134	* 02/29/20	at TCU	L 72-75	6549
Opponents	790	1006	8	1804	* 03/02/20	TEXAS TECH	w 71-68	8953
					* 03/07/20	at West Virginia	L 64-76	14014

* = Conference game

2019-20 BIG 12 STATISTICS



THE STAT CREW SYSTEM
 Baylor Combined Team Statistics (as of Mar 07, 2020)
 Conference games only



BIG 12 CONFERENCE

RECORD:	OVERALL	HOME	AWAY	NEUTRAL
ALL GAMES	15-3	8-1	7-2	0-0
CONFERENCE	15-3	8-1	7-2	0-0
NON-CONFERENCE	0-0	0-0	0-0	0-0

#	Player	gp-gs	min	avg	Total		3-Point		F-Throw		Rebounds				pf	dq	a	to	blk	stl	pts	avg		
					fg-fga	fg%	3fg-fga	3fg%	ft-fta	ft%	off	def	tot	avg										
12	Butler, Jared	18-18	565	31.4	99-252	.393	41-122	.336	37-54	.685	11	55	66	3.7	48	1	55	46	2	31	276	15.3		
31	Teague, MaCio	16-16	543	33.9	64-167	.383	32-91	.352	52-60	.867	16	55	71	4.4	24	0	21	14	3	15	212	13.3		
33	Gillespie, Freddie	18-18	525	29.2	70-129	.543	0-0	.000	39-60	.650	79	84	163	9.1	60	0	5	14	41	18	179	9.9		
45	Mitchell, Davion	18-18	612	34.0	64-156	.410	21-60	.350	28-42	.667	6	51	57	3.2	49	1	71	44	7	25	177	9.8		
02	Bandoo, Devonte	18-3	468	26.0	42-127	.331	21-62	.339	15-22	.682	15	39	54	3.0	21	0	24	26	1	11	120	6.7		
11	Vital, Mark	17-17	459	27.0	41-89	.461	0-5	.000	15-40	.375	54	59	113	6.6	49	2	34	26	6	28	97	5.7		
24	Mayer, Matthew	18-0	228	12.7	33-80	.413	9-29	.310	17-21	.810	7	30	37	2.1	15	0	15	13	2	10	92	5.1		
25	Clark, Tristan	15-0	155	10.3	23-37	.622	0-0	.000	4-8	.500	10	20	30	2.0	35	1	5	14	7	1	50	3.3		
00	Thamba, Flo	9-0	62	6.9	2-6	.333	0-0	.000	5-8	.625	6	5	11	1.2	9	1	0	2	5	1	9	1.0		
15	Okeke, Obim	3-0	6	2.0	0-2	.000	0-2	.000	1-2	.500	0	0	0	0.0	1	0	0	1	0	0	1	0.3		
13	Moffatt, Jackson	2-0	2	1.0	0-2	.000	0-0	.000	0-0	.000	0	0	0	0.0	0	0	0	0	0	0	0	0.0		
Team											24	25	49											
Total.....		18	3625		438-1047	.418	124-371	.334	213-317	.672	228	423	651	36.2	311	6	230	208	74	140	1213	67.4		
Opponents.....		18	3625		386-952	.405	106-342	.310	202-295	.685	185	427	612	34.0	330	11	208	264	87	103	1080	60.0		

TEAM STATISTICS	BU	OPP	Date	Opponent	Score	Att.
SCORING	1213	1080	* 01/04/20	TEXAS	w 59-44	6063
Points per game	67.4	60.0	* 01/07/20	at Texas Tech	w 57-52	15098
Scoring margin	+7.4	-	* 01/11/20	at Kansas	w 67-55	16300
FIELD GOALS-ATT	438-1047	386-952	* 01/15/20	IOWA ST.	w 68-55	8500
Field goal pct	.418	.405	* 01/18/20	at Oklahoma St.	w 75-68	7594
3 POINT FG-ATT	124-371	106-342	* 01/20/20	OKLAHOMA	w 61-57	9217
3-point FG pct	.334	.310	* 01/29/20	at Iowa St.	w 67-53	13896
3-pt FG made per game	6.9	5.9	* 02/01/20	TCU	w 68-52	8830
FREE THROWS-ATT	213-317	202-295	* 02/03/20	at Kansas St.	w 73-67	8888
Free throw pct	.672	.685	* 02/08/20	OKLAHOMA ST.	w 78-70	7675
F-Throws made per game	11.8	11.2	* 02/10/20	at Texas	w 52-45	9433
REBOUNDS	651	612	* 02/15/20	WEST VIRGINIA	w 70-59	10305
Rebounds per game	36.2	34.0	* 02/18/20	at Oklahoma	w 65-54	10017
Rebounding margin	+2.2	-	* 02/22/20	KANSAS	L 61-64	10627
ASSISTS	230	208	* 02/25/20	KANSAS ST.	w 85-66	7939
Assists per game	12.8	11.6	* 02/29/20	at TCU	L 72-75	6549
TURNOVERS	208	264	* 03/02/20	TEXAS TECH	wet 71-68	8953
Turnovers per game	11.6	14.7	* 03/07/20	at West Virginia	L 64-76	14014
Turnover margin	+3.1	-	* = Conference game			
Assist/turnover ratio	1.1	0.8				
STEALS	140	103				
Steals per game	7.8	5.7				
BLOCKS	74	87				
Blocks per game	4.1	4.8				
ATTENDANCE	78109	101789				
Home games-Avg/Game	9-8679	9-11310				
Neutral site-Avg/Game	-	0-0				

Score by Periods	1st	2nd	OT	Totals
Baylor	568	634	11	1213
Opponents	449	623	8	1080

2019-20 TEAM GAME-BY-GAME



THE STAT CREW SYSTEM
 Baylor Team Game-by-Game (as of Mar 07, 2020)
 All games



TEAM STATISTICS

Opponent	Date	Score	W	Total		3-Pointers		Free throws		Rebounds				pf	a	t/o	blk	stl	pts	avg
				fg-fga	pct	3fg-fga	pct	ft-fta	pct	off	def	tot	avg							
CENTRAL ARKANSAS	11/05/19	105-61	W	40-71	.563	18-33	.545	7-14	.500	13	38	51	51.0	20	25	14	2	6	105	105.0
vs Washington	11/08/19	64-67	L	23-65	.354	8-21	.381	10-12	.833	12	22	34	42.5	16	19	16	4	7	64	84.5
TEXAS ST.	11/15/19	72-63	W	25-61	.410	6-23	.261	16-24	.667	16	18	34	39.7	10	12	12	7	15	72	80.3
vs Ohio	11/21/19	76-53	W	25-59	.424	4-15	.267	22-28	.786	17	25	42	40.2	15	10	10	5	11	76	79.2
at Coastal Carolina	11/22/19	77-65	W	26-54	.481	9-27	.333	16-20	.800	11	15	26	37.4	18	16	13	1	9	77	78.8
vs Villanova	11/24/19	87-78	W	31-59	.525	11-19	.579	14-18	.778	11	17	28	35.8	19	10	5	3	6	87	80.2
UMES	12/03/19	78-46	W	27-67	.403	11-31	.355	13-22	.591	16	36	52	38.1	14	18	12	7	11	78	79.9
ARIZONA	12/07/19	63-58	W	17-56	.304	6-24	.250	23-28	.821	13	27	40	38.4	22	12	16	9	9	63	77.8
BUTLER	12/10/19	53-52	W	21-60	.350	6-27	.222	5-11	.455	13	21	34	37.9	14	11	11	7	4	53	75.0
vs UT Martin	12/18/19	91-63	W	39-70	.557	8-25	.320	5-10	.500	13	25	38	37.9	17	21	12	7	13	91	76.6
JACKSON ST.	12/30/19	83-57	W	27-54	.500	10-21	.476	19-28	.679	11	28	39	38.0	14	16	15	3	10	83	77.2
TEXAS	01/04/20	59-44	W	20-64	.313	5-17	.294	14-16	.875	19	29	48	38.8	16	6	8	8	5	59	75.7
at Texas Tech	01/07/20	57-52	W	22-51	.431	4-13	.308	9-17	.529	17	27	44	39.2	21	6	20	2	6	57	74.2
at Kansas	01/11/20	67-55	W	27-60	.450	8-19	.421	5-7	.714	7	24	31	38.6	16	13	5	2	9	67	73.7
IOWA ST.	01/15/20	68-55	W	25-62	.403	5-20	.250	13-22	.591	17	28	45	39.1	13	13	12	4	6	68	73.3
at Oklahoma St.	01/18/20	75-68	W	24-55	.436	8-23	.348	19-23	.826	9	21	30	38.5	15	14	9	4	7	75	73.4
OKLAHOMA	01/20/20	61-57	W	22-63	.349	6-26	.231	11-15	.733	18	28	46	38.9	12	11	11	5	4	61	72.7
at Florida	01/25/20	72-61	W	24-55	.436	9-19	.474	15-16	.938	13	24	37	38.8	19	13	13	3	3	72	72.7
at Iowa St.	01/29/20	67-53	W	28-62	.452	4-20	.200	7-9	.778	14	25	39	38.8	15	14	10	5	9	67	72.4
TCU	02/01/20	68-52	W	23-55	.418	9-19	.474	13-17	.765	12	25	37	38.8	14	15	11	8	7	68	72.2
at Kansas St.	02/03/20	73-67	W	24-48	.500	9-22	.409	16-29	.552	8	23	31	38.4	18	17	14	1	11	73	72.2
OKLAHOMA ST.	02/08/20	78-70	W	25-59	.424	8-26	.308	20-33	.606	15	15	30	38.0	20	15	9	3	5	78	72.5
at Texas	02/10/20	52-45	W	17-50	.340	6-16	.375	12-16	.750	10	29	39	38.0	17	9	13	6	5	52	71.6
WEST VIRGINIA	02/15/20	70-59	W	29-56	.518	6-18	.333	6-11	.545	11	23	34	37.9	19	21	20	3	11	70	71.5
at Oklahoma	02/18/20	65-54	W	26-62	.419	8-25	.320	5-7	.714	11	26	37	37.8	18	9	8	4	8	65	71.2
KANSAS	02/22/20	61-64	L	23-58	.397	7-20	.350	8-15	.533	11	21	32	37.6	16	14	10	5	9	61	70.8
KANSAS ST.	02/25/20	85-66	W	28-57	.491	13-28	.464	16-18	.889	8	22	30	37.3	17	19	11	4	8	85	71.4
at TCU	02/29/20	72-75	L	27-63	.429	4-17	.235	14-22	.636	13	23	36	37.3	23	12	10	4	8	72	71.4
TEXAS TECH	03/02/20	71-68	Wot	23-63	.365	10-24	.417	15-23	.652	17	17	34	37.2	13	13	11	4	13	71	71.4
at West Virginia	03/07/20	64-76	L	25-59	.424	4-18	.222	10-17	.588	11	17	28	36.9	28	9	16	2	9	64	71.1
Baylor		2134		763-1778	.429	230-656	.351	378-548	.690	387	719	1106	36.9	509	413	357	132	244	2134	71.1
Opponents		1804		643-1618	.397	176-566	.311	342-498	.687	306	696	1002	33.4	549	339	456	146	174	1804	60.1

Games played: 30
 Points/game: 71.1
 FG Pct: 42.9
 3FG Pct: 35.1
 FT Pct: 69.0

Rebounds/game: 36.9
 Assists/game: 13.8
 Turnovers/game: 11.9
 Assist/turnover ratio: 1.2
 Steals/game: 8.1
 Blocks/game: 4.4

2019-20 OPPONENT GAME-BY-GAME



THE STAT CREW SYSTEM
Baylor Opponent Game-by-Game (as of Mar 07, 2020)
All games



BIG 12 CONFERENCE

OPPONENT STATISTICS

Opponent	Date	Score		Total		3-Pointers		Free throws		Rebounds				pf	a	t/o	blk	stl	pts	avg
				fg-fga	pct	3fg-fga	pct	ft-fa	pct	off	def	tot	avg							
CENTRAL ARKANSAS	11/05/19	105-61	W	22-61	.361	4-23	.174	13-24	.542	8	22	30	30.0	19	11	15	6	5	61	61.0
vs Washington	11/08/19	64-67	L	24-53	.453	7-15	.467	12-17	.706	5	29	34	32.0	15	17	20	11	8	67	64.0
TEXAS ST.	11/15/19	72-63	W	26-61	.426	6-17	.353	5-7	.714	9	22	31	31.7	17	11	18	6	8	63	63.7
vs Ohio	11/21/19	76-53	W	19-53	.358	9-29	.310	6-12	.500	11	21	32	31.8	20	12	19	2	7	53	61.0
at Coastal Carolina	11/22/19	77-65	W	23-45	.511	9-14	.643	10-15	.667	9	20	29	31.2	21	14	22	3	4	65	61.8
vs Villanova	11/24/19	87-78	W	28-54	.519	8-25	.320	14-19	.737	12	19	31	31.2	17	16	12	4	3	78	64.5
UMES	12/03/19	78-46	W	17-64	.266	5-19	.263	7-11	.636	9	26	35	31.7	19	8	15	4	7	46	61.9
ARIZONA	12/07/19	63-58	W	14-52	.269	2-18	.111	28-34	.824	10	23	33	31.9	23	7	16	6	9	58	61.4
BUTLER	12/10/19	53-52	W	20-51	.392	5-15	.333	7-10	.700	7	26	33	32.0	16	9	11	5	4	52	60.3
vs UT Martin	12/18/19	91-63	W	21-60	.350	6-19	.316	15-21	.714	19	21	40	32.8	13	7	19	4	4	63	60.6
JACKSON ST.	12/30/19	83-57	W	20-60	.333	5-13	.385	12-17	.706	14	22	36	33.1	22	8	18	2	7	57	60.3
TEXAS	01/04/20	59-44	W	18-52	.346	3-16	.188	5-15	.333	9	26	35	33.2	17	9	11	4	2	44	58.9
at Texas Tech	01/07/20	57-52	W	20-54	.370	7-23	.304	5-12	.417	10	15	25	32.6	18	13	13	7	8	52	58.4
at Kansas	01/11/20	67-55	W	20-51	.392	4-15	.267	11-14	.786	9	25	34	32.7	10	9	14	10	3	55	58.1
IOWA ST.	01/15/20	68-55	W	23-58	.397	6-23	.261	3-6	.500	8	25	33	32.7	20	17	12	6	5	55	57.9
at Oklahoma St.	01/18/20	75-68	W	23-56	.411	10-24	.417	12-15	.800	12	25	37	33.0	19	13	15	2	6	68	58.6
OKLAHOMA	01/20/20	61-57	W	21-60	.350	9-25	.360	6-10	.600	12	24	36	33.2	15	13	8	6	9	57	58.5
at Florida	01/25/20	72-61	W	23-52	.442	4-17	.235	11-16	.688	8	18	26	32.8	17	11	7	6	5	61	58.6
at Iowa St.	01/29/20	67-53	W	18-50	.360	4-17	.235	13-15	.867	8	20	28	32.5	13	7	16	2	5	53	58.3
TCU	02/01/20	68-52	W	19-53	.358	6-21	.286	8-13	.615	12	18	30	32.4	16	13	15	7	5	52	58.0
at Kansas St.	02/03/20	73-67	W	22-48	.458	8-21	.381	15-19	.789	6	25	31	32.3	24	14	16	1	5	67	58.4
OKLAHOMA ST.	02/08/20	78-70	W	24-51	.471	5-17	.294	17-22	.773	13	25	38	32.6	29	11	15	3	4	70	59.0
at Texas	02/10/20	52-45	W	18-59	.305	3-17	.176	6-11	.545	14	25	39	32.9	19	8	14	6	5	45	58.3
WEST VIRGINIA	02/15/20	70-59	W	19-55	.345	6-18	.333	15-22	.682	14	20	34	32.9	18	7	22	2	9	59	58.4
at Oklahoma	02/18/20	65-54	W	19-52	.365	5-21	.238	11-15	.733	8	27	35	33.0	13	7	12	7	3	54	58.2
KANSAS	02/22/20	61-64	L	27-53	.509	3-13	.231	7-10	.700	7	27	34	33.0	19	13	12	4	5	64	58.4
KANSAS ST.	02/25/20	85-66	W	22-49	.449	7-17	.412	15-19	.789	8	23	31	33.0	22	11	18	6	7	66	58.7
at TCU	02/29/20	72-75	L	23-47	.489	9-20	.450	20-32	.625	9	26	35	33.0	18	14	14	4	6	75	59.3
TEXAS TECH	03/02/20	71-68	Wot	26-52	.500	7-23	.304	9-11	.818	10	25	35	33.1	22	18	20	4	5	68	59.6
at West Virginia	03/07/20	64-76	L	24-52	.462	4-11	.364	24-34	.706	16	26	42	33.4	18	11	17	6	11	76	60.1
Opponents		1804		643-1618	.397	176-566	.311	342-498	.687	306	696	1002	33.4	549	339	456	146	174	1804	60.1
Baylor		2134		763-1778	.429	230-656	.351	378-548	.690	387	719	1106	36.9	509	413	357	132	244	2134	71.1

Games played: 30
Points/game: 60.1
FG Pct: 39.7
3FG Pct: 31.1
FT Pct: 68.7

Rebounds/game: 33.4
Assists/game: 11.3
Turnovers/game: 15.2
Assist/turnover ratio: 0.7
Steals/game: 5.8
Blocks/game: 4.9

THE LAST TIME ...

THE LAST TIME A BAYLOR TEAM...

Scored 110 Points.....	118 vs. Savannah State (12/17/17)
Scored 100 Points.....	105 vs. Central Arkansas (11/5/19)
Scored 90 Points.....	91 vs. UT Martin (12/18/19)
Scored Fewer than 50 Points.....	44 at Kansas (1/14/13)
Won by 40 Points.....	44 vs. Central Arkansas (11/5/19)
Won by 30 Points.....	32 vs. Maryland Eastern Shore (12/3/19)
Shot 65 pct from floor.....	66.1 (41-62) vs. Texas Southern (12/14/17)
Shot 60 pct from floor.....	60.8 (31-51) vs. PVAMU (11/12/18)
Shot less than 30 pct from floor.....	29.8 (17-57) at TCU (1/10/15)
Shot 65 pct from 3FG.....	70.6 (12-17) vs. Central Arkansas (11/10/17)
Shot 60 pct from 3FG.....	60.0 (15-25) at Oklahoma State (1/14/19)
Shot less than 15 pct from 3FG.....	111 (2-18) vs. Ole Miss (11/23/18)
Shot less than 10 pct from 3FG.....	.083 (1-12) vs. TCU (1/2/18)
Made 15 3-point field goals.....	18 vs. Central Arkansas (11/5/19)
Failed to make a 3FG.....	0-8 at Texas Tech (2/21/90)
Shot 95 pct from FT line.....	100.0 (9-9) at Oklahoma State (2/6/18)
Shot 90 pct from FT line.....	93.8 (15-16) at Florida (1/25/20)
Shot less than 40 pct from FT line.....	27.3 (3-11) vs. Texas Southern (11/6/18)
Had 60 Rebounds.....	60 vs. Huston-Tillotson (1/21/15)
Had 55 Rebounds.....	58 vs. Savannah State (12/17/17)
Had 50 Rebounds.....	52 vs. Maryland Eastern Shore (12/3/19)
Had 20 Offensive Rebounds.....	26 vs. Kansas (11/12/19)
Had 40 Defensive Rebounds.....	43 vs. Savannah State (12/17/17)
Had 35 Assists.....	40 vs. Hardin-Simmons (12/16/15)
Had 30 Assists.....	32 vs. Savannah State (12/17/17)
Had 25 Assists.....	25 vs. Central Arkansas (11/5/19)
Had 25 Turnovers.....	29 at West Virginia (1/10/17)
Had 20 Turnovers.....	20 vs. West Virginia (2/15/20)
Had fewer than 7 Turnovers.....	5 at Kansas (1/11/20)
Had fewer than 5 Turnovers.....	4 at West Virginia (2/22/14)
Had 16 Steals.....	16 vs. Savannah State (11/23/15)
Had 15 Steals.....	15 vs. Texas State (11/15/19)
Had 12 Steals.....	13 vs. Texas Tech (3/2/20)
Had 12 Blocked Shots.....	12 vs. New Orleans (12/29/18)
Had 10 Blocked Shots.....	10 vs. TCU (2/2/19)
Had no Blocked Shots.....	at West Virginia (1/21/19)
Had two 20-point scorers.....	Mario Kegler (23), Devonte Bando (22) vs. West Virginia (2/13/19)
Had two 25-point scorers.....	Jo Lual-Acuil Jr. (31), Manu Lecomte (25) vs. Savannah State (12/17/17)
Had seven double-figure scorers.....	vs. Long Beach State (3/20/13)
Had six double-figure scorers.....	vs. Kansas State (1/22/18)
Had five double-figure scorers.....	vs. Kansas State (2/25/20)
Had all five starters score in double figures.....	vs. Oklahoma State (2/8/20)
Had all five starters score 15+ points.....	vs. Central Arkansas (11/10/17)
Had no players score in double figures.....	vs. Texas A&M (3/5/08)
Had no starters score in double figures.....	at Kansas State (3/3/18)
Had four players score 15+ points.....	vs. PVAMU (11/12/18)
Had five players score 15+ points.....	vs. Central Arkansas (11/10/17)
Had four players score 18+ points.....	vs. Savannah State (12/17/17)
Had four players with 5+ assists.....	vs. Savannah State (12/17/17)
Had two double-doubles.....	Freddie Gillespie (10p/11r), Davion Mitchell (14p/10a) vs. Kansas State (2/25/20)
Had two double-figure rebounders.....	Mark Vital (14), Mario Kegler (10) vs. West Virginia (2/23/19)
Scored 50-plus points in first half.....	50 vs. Kansas State (2/25/20)
Scored 50-plus points in second half.....	53 vs. UT Martin (12/18/19)
Scored 50-plus points in both halves.....	vs. Central Arkansas (11/5/19)
Scored 60-plus points in first half.....	61 vs. Savannah State (12/17/17)
Scored 60-plus points in second half.....	60 at Iowa State (1/9/16)
Scored fewer than 20 points in 1st half.....	15 at Wichita State (12/1/18)
Scored fewer than 20 points in 2nd half.....	19 vs. Butler (12/20/19)
Scored 20 points or fewer in 1st half.....	20 at Arizona (12/15/18)
Scored 20 points or fewer in 2nd half.....	20 at Texas Tech (2/17/15)
Overcame a 20-point deficit to win.....	vs. Louisville, trailed 32-10, won 66-63 (11/25/16)
Overcame a 15-pt deficit with less than 10 min left to win.....	vs. Texas, trailed 55-36, won 84-83 (2/27/19)
Overcame a 20-point deficit.....	vs. Mississippi State, trailed 40-20 (3/18/18)
Overcame a 15-point halftime deficit to win.....	vs. Louisville, trailed 39-24, won 66-63 (11/25/16)
Overcame a 10-point halftime deficit to win.....	vs. Texas, trailed 40-29, won 84-83 (2/27/19)
Overcame a 10-point 2nd half deficit to win on the road.....	at OSU, trailed 47-35, won 75-68 (1/18/20)
Won an OT game.....	71-68 vs. Texas Tech (3/2/20)
Lost an OT game.....	78-81 vs. TCU (1/2/18)
Won a 2OT game.....	74-73 at Texas (2/12/18)
Lost a 2OT game.....	84-91 to Colorado (3/13/08)
Won a 3OT game.....	Never
Lost a 3OT game.....	93-97 at SMU (1/9/88)
Won a 4OT game.....	96-95 vs. North Texas (12/17/88)
Lost a 4OT game.....	Never
Won a 5OT game.....	116-110 at Texas A&M (1/23/08)
Lost a 5OT game.....	Never

THE LAST TIME A BAYLOR PLAYER...

Recorded a Triple-Double (Pts/Reb/Ast).....	Kenny Chery (20/10/12) vs. Kansas State (2/15/14)
Recorded a Triple-Double (Pts/Reb/Blk).....	Ekpe Udoh (18/17/10) vs. Morgan State (1/6/10)
Recorded a Double-Double Off the Bench.....	Terry Maston (12p/10r) vs. TAMU-CC (11/13/17)
Recorded a Double-Double Before Halftime.....	King McClure (12p/10r) vs. George Mason (11/24/18)
Scored 35 Points.....	Makai Mason (40) vs. TCU (2/2/19)
Scored 30 Points.....	Jared Butler (30) vs. Central Arkansas (11/5/19)
Scored 30 Points in a Road Game.....	Jared Butler (31) at Kansas (3/9/19)
Scored 20 Points in a 1st Half.....	King McClure (20) at Oklahoma State (1/14/19)
Scored 25 Points in a 2nd Half.....	Makai Mason (27) vs. TCU (2/2/19)
Scored 20 Points in a 2nd Half.....	Jared Butler (23) at Kansas (3/9/19)
Scored 30 Points off the Bench.....	Nuni Omot (30) at Kansas State (3/3/18)
Scored 25 Points off the Bench.....	Terry Maston (25) vs. Mississippi State (3/18/18)
Scored 20 Points off the Bench.....	Devonte Bando (22) vs. West Virginia (2/23/19)
Made 5+ 3-pointers in a 1st Half.....	King McClure (6-7) at Oklahoma State (1/14/19)
Made 5+ 3-pointers in a 2nd Half.....	Makai Mason (6-8) vs. TCU (2/2/19)
Had 20 Rebounds.....	Jo Lual-Acuil Jr. (20) vs. Savannah State (12/17/17)
Had 15 Rebounds.....	Freddie Gillespie (17) at TCU (2/29/20)
Had 8+ Offensive Rebounds.....	Freddie Gillespie (8) vs. Texas Tech (3/2/20)
Had 9+ Offensive Rebounds.....	Mark Vital (9) at Arizona (12/15/18)
Had 12 Rebounds in a Half.....	Johnathan Motley (14 in 2nd half) vs. Texas (1/17/17)
Had 10 Rebounds in a Half.....	King McClure (10 in 1st half) vs. George Mason (11/24/18)
Had 10 Assists.....	Davion Mitchell (10) vs. Kansas State (2/25/20)
Had 10+ Assists and 0 Turnovers.....	Jake Lindsey (11 AST/0 TO) vs. Kansas State (3/9/17)
Had 5 Blocked Shots.....	Freddie Gillespie (6) vs. TCU (2/1/20)
Had 6 Blocked Shots.....	Freddie Gillespie (6) vs. TCU (2/1/20)
Had 7 Blocked Shots.....	Jo Lual-Acuil Jr. (7) vs. Oklahoma (2/21/17)
Had 5 Steals.....	Jared Butler (5) vs. Ohio (11/21/19)
Had 6 Steals.....	Lester Medford (7) vs. Savannah State (11/23/15)
Played 40+ Minutes.....	Devonte Bando (43), Davion Mitchell (41), Jared Butler (40) vs. TTU (3/2/20)
Played 45+ Minutes.....	Jo Lual-Acuil Jr. (48) & Manu Lecomte (46) at Texas (2/12/18)
Made a Game-Winning Shot.....	Terry Maston (2FG) vs. Texas Tech, 59-57 (2/17/18)
Made a Game-Winning Shot in Final 10 Seconds.....	Jo Lual-Acuil Jr. (Dunk) at Texas, 74-73 2ot (2/12/18)
Made a Game-Winning Shot at Buzzer.....	Lester Medford (3FG) at Texas Tech, 63-60 (1/16/16)
Made a Game-Winning FT in Final 10 Seconds.....	Mario Kegler vs. Texas, 84-83 OT (2/29/19)

THE LAST TIME A BAYLOR OPPONENT...

Scored 100 Points.....	102 at Kansas (1/2/16)
Scored 90 Points.....	90 vs. Kansas State (1/22/18)
Scored Fewer than 50 Points at Home.....	45 at Texas (2/10/20)
Scored Fewer than 50 Points on the Road.....	44 vs. Texas (1/4/20)
Scored Fewer than 40 Points.....	39 vs. McNeese State (11/14/14)
Won by 30 Points.....	40 at Oklahoma (1/20/07)
Shot 65 pct from floor.....	66.1 (39-59) at Oklahoma (2/26/05)
Shot 60 pct from floor.....	62.0 (31-50) vs. Oklahoma (1/23/16)
Shot less than 25 pct from floor.....	23.4 (11-47) vs. Prairie View A&M (12/2/15)
Shot 55 pct from 3FG.....	55.7 (15-27) vs. Texas (2/27/19)
Shot less than 15 pct from 3FG.....	14.3 (2-14) vs. George Mason (11/24/18)
Made 15 3-point field goals.....	15 vs. Texas (2/27/19)
Shot 95 pct from FT line.....	95.7 (22-23) at Ole Miss (1/28/17)
Shot less than 50 pct from FT line.....	33.3 (5-15) vs. Texas (1/4/20)
Had 50 Rebounds.....	62 vs. Wake Forest (Anaheim) (11/30/08)
Had fewer than 20 Rebounds.....	18 vs. Oregon (12/21/18)
Had 20 Offensive Rebounds.....	20 vs. Wagner (3/13/18)
Had 25 Assists.....	29 vs. Oklahoma (1/23/16)
Had 20 Turnovers.....	20 vs. Texas Tech (3/2/20)
Had fewer than 5 Turnovers.....	4 at West Virginia (2/22/14)
Had 13 Steals.....	15 at West Virginia (1/10/17)
Had 12 Steals.....	12 vs. West Virginia (3/9/17)
Had 12+ Blocked Shots.....	13 vs. West Virginia (2/20/18)
Had 10+ Blocked Shots.....	10 at Kansas (11/1/20)
Had no Blocked Shots.....	at Oklahoma State (2/8/17)
Had two 20-point scorers.....	Desmond Bane (23), PJ Fuller (21) at TCU (2/29/20)
Had three 20-point scorers.....	Abdel Nader (26), Georges Niang (24), Monte Morris (20) vs. Iowa State (2/16/16)
Had five double-figure scorers.....	vs. Oklahoma State (2/8/20)
Had four 15+ point scorers.....	at Texas (2/12/18)
Had no double-figure scorers.....	vs. Iowa State (1/15/20)
Had two double-figure rebounders.....	Kenrich Williams (12), Vlad Brodziansky (10) at TCU (1/21/17)
Scored 50-plus points in 1st half.....	51 at Texas A&M (12/19/15)
Scored 50-plus points in 2nd half.....	52 at West Virginia (3/7/20)
Scored 20 points or fewer in 1st half.....	16 at Texas (2/8/20)
Scored 20 points or fewer in 2nd half.....	20 vs. Texas (1/6/18)
Failed to make a 3FG.....	vs. Oklahoma, 0-12 (2/25/12)

THE LAST TIME A BAYLOR OPPOSING PLAYER

Scored 30 Points.....	Brandon Clarke (36) vs. Gonzaga (3/23/19)
Had 20 Rebounds.....	Jamahl Mosley (20) vs. Colorado (Kansas City) (3/8/01)
Had 15 Rebounds.....	Udoka Azubuike (19) vs. Kansas (2/22/20)
Had 10 Assists.....	Courtney Ramey (10) vs. Texas (2/27/19)
Had 8 Turnovers.....	Trae Young (8) vs. Oklahoma (2/27/18)
Had 7 Turnovers.....	Jarrett Culver (7) vs. Texas Tech (1/19/19)
Had 8 Blocked Shots.....	Sagaba Konate (9) vs. West Virginia (2/20/18)
Had 7 Blocked Shots.....	Udoka Azubuike (7) at Kansas (1/11/20)
Had 6 Blocked Shots.....	Kevin Samuel (6) vs. TCU (2/1/20)
Had 5 Steals.....	Dedric Lawson (5) vs. Kansas (1/12/19)
Had 6 Steals.....	Jevon Carter (6) vs. West Virginia (3/9/18)

2019-20 INDIVIDUAL SUPERLATIVES

CATEGORY	BAYLOR	OPPONENT
Points Scored	30, Jared Butler vs. Central Arkansas (11/5)	27, Collin Gillespie vs. Villanova (11/24)
Field Goals Made	10, Jared Butler vs. Central Arkansas (11/5)	11, Udoka Azubuike vs. Kansas (2/22)
FGs Attempted	21, Jared Butler at TCU (2/29)	24, Kamar Baldwin vs. Butler (12/10)
Highest FG % (min 5 made)	.857 (6-7), Freddie Gillespie vs. Central Arkansas (11/5) .857 (6-7), Matthew Mayer vs. Kansas State (2/25)	.846 (11-13), Udoka Azubuike vs. Kansas (2/22)
3-Point FGs Made	8, Jared Butler vs. Central Arkansas (11/5)	5, five players
3-Point FGs Attempted	13, Jared Butler at Oklahoma (2/18)	12, Parker Stewart vs. UT Martin (12/18)
3-Point FG % (min 5 att)	.800 (4-5), Jared Butler vs. Kansas State (2/25) .800 (4-5), Devonte Bando vs. Texas Tech (3/2)	.667 (4-6), Nahziah Carter vs. Washington (11/8) .667 (4-6), Sean McDermott vs. Butler (12/10) .667 (4-6), Cameron McGriff at Oklahoma State (1/18)
Free Throws Made	9, MaCio Teague vs. Arizona (12/7) & vs. Texas (1/4)	9, Chase Jeter vs. Arizona (12/7) 9, Tyrese Haliburton at Iowa State (1/29)
Free Throws Attempted	10, MaCio Teague vs. Arizona (12/7) 10, Davion Mitchell vs. Oklahoma State (2/8) 10, Jared Butler at West Virginia (3/7)	10, Chase Jeter vs. Arizona (12/7)
Free Throw % (min 7 att)	1.000 (9-9), MaCio Teague vs. Texas (1/4)	1.000 (9-9), Tyrese Haliburton at Iowa State (1/29) 1.000 (8-8), Nico Mannion vs. Arizona (12/7)
Offensive Rebounds	8, Freddie Gillespie at TCU (2/29) & vs. TTU (3/2)	7, Oscar Tshiebwe vs. West Virginia (2/15)
Defensive Rebounds	10, Freddie Gillespie vs. UMES (12/3) & vs. Arizona (12/7)	14, Udoka Azubuike vs. Kansas (2/22)
Total Rebounds	17, Freddie Gillespie at TCU (2/29)	19, Udoka Azubuike vs. Kansas (2/22)
Assists	10, Davion Mitchell vs. Kansas State (2/25)	9, Quade Green vs. Washington (11/8) 9, Tyrese Haliburton vs. Iowa State (1/15)
Turnovers	5, Jared Butler vs. UT Martin (12/18) & at KSU (2/3) 5, Davion Mitchell at Texas (2/10) & vs. WVU (2/15) 5, Devonte Bando vs. West Virginia (2/15)	6, Jason Preston vs. Ohio (11/21) 6, Parker Stewart vs. UT Martin (12/18) 6, PJ Fuller at TCU (2/29)
Blocked Shots	6, Freddie Gillespie vs. TCU (2/1)	7, Udoka Azubuike at Kansas (1/11)
Steals	5, Jared Butler vs. Ohio (11/21)	4, four times
Minutes Played	43, Devonte Bando vs. Texas Tech (3/2)	40, Tyrese Haliburton vs. Iowa State (1/15) & at Iowa State (1/29)
Fouls Drawn	9, Davion Mitchell vs. Oklahoma State (2/8) 9, Jared Butler at West Virginia (3/7)	7, five times

2019-20 TEAM SUPERLATIVES

BAYLOR HIGH	BAYLOR LOW	CATEGORY	OPPONENT HIGH	OPPONENT LOW
105 vs. Central Arkansas (11/5)	52 at Texas (2/10)	Points Scored	78 vs. Villanova (11/24)	44 vs. Texas (1/4)
53 vs. Central Arkansas (11/5)	21 at Texas Tech (1/7)	Points, 1st Half	41 vs. Villanova (11/24)	16 at Texas (2/10)
53 vs. UT Martin (12/18)	19 vs. Butler (12/10)	Points, 2nd Half	54 at TCU (2/29)	21 vs. Texas (1/4)
11 vs. Texas Tech (3/2)	11 vs. Texas Tech (3/2)	Points/Overtime	8 vs. Texas Tech (3/2)	8 vs. Texas Tech (3/2)
40 vs. Central Arkansas (11/5)	17 vs. Arizona (12/7) & at Texas (2/10)	Field Goals Made	28 vs. Villanova (11/24)	14 vs. Arizona (12/7)
71 vs. Central Arkansas (11/5)	48 at Kansas State (2/3)	Field Goal Attempts	64 vs. UMES (12/3)	45 at Coastal Carolina (11/22)
.563 (40-71) vs. UCA (11/5)	.304 (17-56) vs. Arizona (12/7)	FG Percentage	.519 (28-54) vs. Villanova (11/24)	.266 (17-64) vs. UMES (12/3)
18 vs. Central Arkansas (11/5)	4, five times	3-Point FGs Made	10 at Oklahoma State (1/18)	2 vs. Arizona (12/7)
33 vs. Central Arkansas (11/5)	13 at Texas Tech (1/7)	3-Point FG Attempts	29 vs. Ohio (11/21)	11 at West Virginia (3/7)
.579 (11-19) vs. Villanova (11/24)	.200 (4-20) at Iowa State (1/29)	3-Point FG Percentage	.643 (9-14) at Coastal Carolina (11/22)	.111 (2-18) vs. Arizona (12/7)
23 vs. Arizona (12/7)	5, four times	Free Throws Made	28 vs. Arizona (12/7)	3 vs. Iowa State (1/15)
33 vs. Oklahoma State (2/8)	7 at Kansas (1/11) & at OU (2/18)	Free Throw Attempts	34 vs. Arizona (12/7) & at WVU (3/7)	6 vs. Iowa State (1/15)
.938 (15-16) at Florida (1/25)	.455 (5-11) vs. Butler (12/10)	Free Throw Percentage	.867 (13-15) at Iowa State (1/29)	.333 (5-15) vs. Texas (1/4)
19 vs. Texas (1/4)	7 at Kansas (1/11)	Offensive Rebounds	19 vs. UT Martin (12/18)	5 vs. Washington (11/8)
38 vs. Central Arkansas (11/5)	15 at CCU (11/22) & vs. OSU (2/8)	Defensive Rebounds	29 vs. Washington (11/8)	15 at Texas Tech (1/7)
52 vs. UMES (12/3)	26 at Coastal Carolina (11/22)	Total Rebounds	42 at West Virginia (3/7)	25 at Texas Tech (1/7)
25 vs. Central Arkansas (11/5)	6 vs. Texas (1/4) & at Texas Tech (1/7)	Assists	18 vs. Texas Tech (3/2)	7, five times
20 at TTU (1/7) & vs. WVU (2/15)	5 vs. Villanova (11/24) & at Kansas (1/11)	Turnovers	22 at CCU (11/22) & vs. WVU (2/15)	7 at Florida (1/25)
9 vs. Arizona (12/7)	1 at CCU (11/22) & at K-State (2/3)	Blocked Shots	11 vs. Washington (11/8)	1 at Kansas State (2/3)
15 vs. Texas State (11/15)	3 at Florida (1/25)	Steals	11 at West Virginia (3/7)	2 vs. Texas (1/4)
28 at West Virginia (3/7)	10 vs. Texas State (11/15)	Fouls	31 vs. Oklahoma State (2/8)	10 at Kansas (1/11)



2020-21

0-0

BIG 12

0-0

AP

2nd

COACHES

1st

NET

-

#2/1 BAYLOR vs. LOUISIANA-LAFAYETTE | GAME 1
Nov. 28, 2020 (Las Vegas, Nev. / T-Mobile Arena)

Baylor Broadcast Notes

0
4
5
10
11
12
13
23
24
31
32
45

Flo Thamba

F • 6-10 • 245 • Jr. • Kinshasa, Congo

	MIN	PTS	REB	BLK	FG%	3FG%	FT%
SEA	9.1	2.3	2.2	0.7	.481	.000	.567
B12	6.9	1.0	1.2	0.6	.333	.000	.625
CAR	9.7	1.9	2.2	0.7	.515	.000	.550

- Junior big man with 7-foot-5 wingspan, originally from Democratic Republic of the Congo
- Expected to see increased minutes after playing in 52 of 64 games over first 2 seasons (all off bench)
- Final 4 games last season: 38 minutes (9.5 mpg); previous 14 Big 12 games: 24 minutes (1.7 mpg)
- Born in Congo, lived in England, France and South Africa, emigrated to United States in 2014
- Has blocked 34 shots over 503 career minutes played, good for 2.7 blocks/40 minutes



LJ Cryer

G • 6-1 • 185 • Fr. • Katy, Texas

	MIN	PTS	REB	AST	FG%	3FG%	FT%
SEA	-	-	-	-	-	-	-
B12	-	-	-	-	-	-	-
CAR	-	-	-	-	-	-	-

- True freshman guard from Katy, Texas, ranked as nation's No. 12 PG in 2020 HS class by ESPN
- Scored 3,488 points over high school career, 5th-most all-time in Texas public schools
- Averaged 34.2 points, 5.3 assists and 2.4 steals as HS senior, earning Class 6A All-State honors
- Scored 1,164 points during pandemic-shortened senior season, including 145 3FGs (4.3/game)
- Parents both attended Grambling, father Lionel Sr. played football, mother Tamica played volleyball



Jordan Turner

G/F • 6-8 • 195 • RFr. • Houston, Texas

	MIN	PTS	REB	AST	FG%	3FG%	FT%
SEA	-	-	-	-	-	-	-
B12	-	-	-	-	-	-	-
CAR	-	-	-	-	-	-	-

- Redshirt freshman wing from Houston, attended Sunrise Christian in Bel Aire, Kan.
- Took voluntary redshirt during 2019-20 season, participated on team's practice squad
- Ranked No. 11 recruit in Texas and No. 24 SF nationally in 2019 signing class by ESPN
- Played first two prep seasons at Global Learning Village in Houston
- Twin brother, Jalyn, is sophomore on Central Oklahoma basketball squad



Adam Flagler

G • 6-3 • 180 • So. • Duluth, Ga.

	MIN	PTS	REB	AST	FG%	3FG%	FT%
SEA	-	-	-	-	-	-	-
B12	-	-	-	-	-	-	-
CAR	-	-	-	-	-	-	-

- Third-year sophomore, sat out last season after transferring from Presbyterian College
- Named 2019 Big South Freshman of the Year and was 5-time Big South Freshman of the Week
- Led PC with 15.9 points per game, started all 36 games and scored 10+ points in 32 of 36 games
- Career-high 29 points at UCLA (11/19/18), including 24 points and 6 made 3-pointers in 2nd half
- Scored 20+ points in 10 games as PC freshman, including at Dayton, at UCLA and at Marquette



Mark Vital (VYE-tuhl)

G/F • 6-5 • 250 • Sr. • Lake Charles, La.

	MIN	PTS	REB	AST	FG%	3FG%	FT%
SEA	26.0	6.1	6.2	1.8	.459	.118	.418
B12	27.0	5.7	6.6	2.0	.461	.000	.375
CAR	25.9	6.7	6.4	2.0	.468	.143	.495

- Bruising 5th-year forward, two-time All-Big 12 honoree and Big 12 All-Defensive Team selection
- Elected to return for final year to complete college degree, will become family's first college graduate
- Extremely versatile defender, has guarded 1-5 positions and started for Bears at SF, PF and C
- 1 of 4 finalists for 2020 Naismith Trophy Defensive Player of Year
- Committed to Baylor in September 2013, more than 2 years before signing day



Jared Butler

G • 6-3 • 195 • Jr. • Reserve, La.

	MIN	PTS	REB	AST	FG%	3FG%	FT%
SEA	30.4	16.0	3.2	3.1	.421	.381	.775
B12	31.4	15.3	3.7	3.1	.393	.336	.685
CAR	28.5	12.9	3.2	2.9	.410	.367	.783

- 2020 All-American (3rd Team), went through draft process and elected to return for junior season
- Led team in scoring in 17 of 30 games last year after doing so in 6 of 34 games as freshman
- Ranked as nation's No. 5 player by CBS Sports and No. 2 nationally among guards by The Athletic
- Scored 16+ pts in last 7 games (19.1 ppg) while shooting 43% (22-of-51) from 3-point range
- Had 31 points at Allen Fieldhouse as freshman, then had 22 to lead BU to first win at KU as sophomore



Jackson Moffatt

G/F • 6-7 • 200 • So. • Magnolia, Texas

	MIN	PTS	REB	AST	FG%	3FG%	FT%
SEA	2.0	0.0	0.2	0.0	.000	.000	.000
B12	1.0	0.0	0.0	0.0	.000	.000	.000
CAR	2.0	0.0	0.2	0.0	.000	.000	.000

- Third-year sophomore walk-on wing from Magnolia High School; took voluntary redshirt in 2018-19
- Appeared in 6 games last season, totaling 1 rebound and 1 steal in 13 minutes
- Scored 2,066 points during prep career, becoming Magnolia's all-time leading scorer
- 3-time first-team All-District 20-5A honoree and 2-time TABC All-Region selection
- Holds MHS record for single-game scoring with 45-point game




Jonathan Tchamwa Tchatchoua (CHAWM-wuh CHAT-chew-wuh)

F • 6-8 • 245 • So. • Douala, Cameroon

	MIN	PTS	REB	BLK	FG%	3FG%	FT%
SEA	-	-	-	-	-	-	-
B12	-	-	-	-	-	-	-
CAR	-	-	-	-	-	-	-

- Third-year sophomore big man, transferred to BU after one season at UNLV; on practice squad last season
- Born in Cameroon, moved to Australia for final two years of high school (NBA Global Academy)
- Played 31 games (11 starts) as freshman at UNLV, averaged 3.4 ppg, 3.5 rpg, 0.7 bpg in 13.3 mpg
- Played 40 minutes in overtime win against BYU in career-first start (12/15/18)
- Posted double-double with 13 points, 12 rebounds in just 16 minutes of win vs. Colorado State



Matthew Mayer (MYE-er)

G/F • 6-9 • 225 • Jr. • Austin, Texas

	MIN	PTS	REB	AST	FG%	3FG%	FT%
SEA	11.6	4.8	1.9	0.8	.422	.378	.690
B12	12.7	5.1	2.1	0.8	.413	.310	.810
CAR	11.7	4.7	2.0	0.8	.372	.336	.671

- Junior wing with length, range and quick release, provides instant offense off bench
- Last 7 Games: 8.9 ppg in 15.6 mpg, shooting 56% (24-43), including 70% on 2-point FGs (19-27)
- Has 10 career games with 10+ pts off bench, including 3 of last 7 games (13-WVU, 10-KU, 19-KSU)
- Has come off bench in all 63 of team's 64 games over first two seasons at Baylor
- 4-star recruit from Austin's Westlake High School, ranked among top-100 recruits nationally in 2018 class



MaCio Teague (may-SEE-oh)

G • 6-4 • 195 • Sr. • Cincinnati, Ohio

	MIN	PTS	REB	AST	FG%	3FG%	FT%
SEA	32.6	13.9	4.6	1.9	.400	.355	.848
B12	33.9	13.3	4.4	1.3	.383	.352	.867
CAR	34.1	15.4	4.5	2.4	.430	.412	.867

- 5th-year senior, earned 2020 2nd Team All-Big 12 and unanimous Big 12 All-Newcomer Team honors
- Led team in scoring with 15+ points in 6 straight games before breaking wrist at Texas (2/10/20)
- Missed only 2 games with broken wrist, hit game-winning stepback 3-pointer in OT vs. Texas Tech
- BU is 21-1 when he scores 10+ points (9.5 ppg in 4 losses - 8 vs. UW, 8 vs. KU, 13 at TCU, 9 at WVU)
- Has made a 3FG in 50 of last 53 games; 12 career games with 5+ 3FGs, 38 games with 3+ 3FGs



Zach Loveday

F • 7-0 • 215 • Fr. • Gallipolis, Ohio

	MIN	PTS	REB	BLK	FG%	3FG%	FT%
SEA	-	-	-	-	-	-	-
B12	-	-	-	-	-	-	-
CAR	-	-	-	-	-	-	-

- True freshman 7-footer from Ohio, played final two HS seasons at Huntington Prep in West Virginia
- Ranked No. 2 player in Ohio and No. 20 center in 2020 class by ESPN
- Ranked No. 51 player nationally and No. 12 among centers in 2020 class by Rivals
- 1 of 5 players on 2019-20 Huntington Prep squad to sign with Division I programs
- Father, Billy Loveday, played basketball at Hanover College



Davion Mitchell (DAY-vee-ahn)

G • 6-2 • 205 • Jr. • Hinesville, Ga.

	MIN	PTS	REB	AST	FG%	3FG%	FT%
SEA	32.4	9.9	2.8	3.8	.409	.324	.663
B12	34.0	9.8	3.2	3.9	.410	.350	.667
CAR	24.3	6.6	1.9	2.8	.414	.312	.667

- 1 of 10 semifinalists for 2020 Naismith Trophy Defensive Player of Year (joining Mark Vital)
- 2020 Big 12 Newcomer of Year, 2nd Team All-Big 12, Big 12 All-Defensive Team member
- Finished 2nd in Big 12 with 1.61 assist-to-turnover ratio and 4th with 3.9 apg in conference play
- Teams are 38-4 in games in which he's played 20+ minutes (Auburn 12-0, Baylor 26-4)
- Teams are 16-1 in games in which he's scored 10+ points (Auburn 2-0, Baylor 14-1)

Head Coach: Scott Drew (18th season at Baylor)
Associate Head Coach: Jerome Tang (18th season at Baylor)
Assistant Coach: Alvin Brooks III (5th season at Baylor)
Assistant Coach: John Jakus (4th season at Baylor)

Special Assistant & Director of Player Personnel: Jared Nuness
Special Assistant to the Head Coach: Bill Peterson
Director of Basketball Operations: Aditya Malhotra
Director of Video Operations: Ty Beard
Athletic Trainer: Dave Snyder
Strength Coach: Charlie Melton