



# KANSAS

#kufball  
/KANSASFOOTBALL  
@KU\_FOOTBALL  
@KUFOOTBALL



Kansas  
**JAYHAWKS**  
0-1, 0-0 Big 12

at

Baylor  
**BEARS**  
0-0, 0-0 Big 12



Saturday, September 26, 2020 | 6:30 p.m. CT | McLane Stadium | Waco, Texas

### JAYHAWKS TRAVEL TO WACO TO TAKE ON BAYLOR

The Kansas Jayhawks hit the road for the first time this season, as they travel to Waco, Texas to take on the Baylor Bears at McLane Stadium on Sept. 26. The game will kickoff at 6:30 p.m., CT and will be televised on ESPN.

The game can also be heard across the Jayhawk Radio Network with **Brian Hanni** (play-by-play) and **David Lawrence** (analyst) calling the action. Saturday's contest opens up Big 12 play for both teams, after they concluded regular-season Big 12 play against each other on Nov. 30, 2019. Baylor came out of the contest victorious, 61-6.

### A LOOK AT THE JAYHAWKS

- After a disappointing loss to Coastal Carolina in their season-opener, the Jayhawks look to bounce back against conference foe, Baylor. After falling to Coastal Carolina in 2019, the Jayhawks traveled to Boston College, where they exploded for 567 yards of total offense, defeating the Eagles, 48-24.
- In 2019, the Kansas offense saw an output that it hadn't seen in over a decade, as the Jayhawks averaged 377.3 yards per game in 2019, the most since Kansas' 422.4 average in 2009. The Jayhawks surpassed 500 yards of total offense in three games in 2019 (Boston College - 567, Texas - 569, Texas Tech - 527), which is something the Jayhawks haven't accomplished since 2007. In addition, Kansas' 569 yards of total offense against Texas were the 17th most in school history and the most since compiling 570 against Rhode Island in 2016.

• Despite the slow start against Coastal Carolina, the Jayhawks came out firing in the second half against the Chanticleers, 20-10 in the second half. The Jayhawks found the endzone three times, including touchdowns from **Andrew Parchment**, **Velton Gardner** and **Kwamie Lassiter II**.

• In just 23 career games, running back **Pooka Williams Jr.**, has 2,253 yards and 10 touchdowns on 376 carries, averaging a staggering 6.0 yards per carry. In 2019, he became just the second Jayhawk to rush for 2,000 or more yards in his first two seasons, joining Kansas legend **Gale Sayers** (1962-63). Williams was also just the second Jayhawk to rush for 1,000 or more yards in consecutive seasons, joining **James Sims** (2012-13).

• Part of Kansas' offensive successes came in the red zone in 2019, as the Jayhawks converted on 88.2 percent of trips to the red zone, which ranked 38th in the FBS.

• The Jayhawks also improved in team discipline, averaging just 50.08 penalty yards per game in 2019, as opposed to 55.08 yards per game in 2018. So far this season, the Jayhawks have only committed 5 penalties for 35 yards, the second-fewest among Big 12 teams.

• Kansas brought several games down to the wire in 2019, as the Jayhawks lost three games by just one possession and four games by 10 or fewer points.

• The Kansas defense brings back several players who missed time due to injury in 2019, including junior linebacker **Dru Prox** and senior linebacker **Denzel Feaster**. Despite missing much of last season, the defensive duo looks to bring stability to a young defense.

### SIDE-BY-SIDE COMPARISON



Kansas  
**JAYHAWKS**

Record ..... 0-1, 0-0 Big 12  
Ranking (CFB/AP/Coaches) ..... nr/nr/nr  
Last Game ..... Sept. 12, 2020 (Loss vs. Coastal Carolina, 23-38)  
Head Coach ..... Les Miles  
Career Record ..... 145-65 (18th Season)  
Record at Kansas ..... 3-10 (2nd Season)

### TEAM STATISTICS (2020)

Points Per Game ..... 23.0  
1st Downs ..... 23  
Rushing ..... 178  
Passing ..... 189  
Offense ..... 367  
Touchdowns ..... 3  
Field Goals ..... 1/2  
Time of Possession ..... 29:35  
Sacks ..... 0/0

### STATISTICAL LEADERS (2020)

Passing ..... Miles Kendrick  
15-24, 156 yds, 2 TD, 1 INT  
Rushing ..... Velton Gardner  
11 att, 81 yds, 1 TD  
Receiving ..... Andrew Parchment  
7 rec, 54, yds, 1 TD  
Tackles ..... Dru Prox  
11 tackles  
Sacks ..... N/A  
Interceptions ..... N/A



Baylor  
**BEARS**

Record ..... 0-0, 0-0 Big 12  
Ranking (CFB/AP/Coaches) ..... nr/nr/nr  
Last Game ..... Jan. 1, 2020 (L, 14-26 vs. Georgia, AllState Sugar Bowl)  
Head Coach ..... Dave Aranda  
Career Record ..... 0-0 (1st Season)  
Record at Baylor ..... 0-0 (1st Season)

### TEAM STATISTICS (2019)

Points Per Game ..... 33.64  
1st Downs ..... 308  
Rushing ..... 2,330  
Passing ..... 3,571  
Offense ..... 5,901  
Touchdowns ..... 61  
Field Goals ..... 16/20  
Time of Possession ..... 28:20  
Sacks ..... 46/255

### STATISTICAL LEADERS (2019 RETURNERS)

Passing ..... Charlie Brewer  
251-389, 3,161 yds, 21 TD, 7 INT  
Rushing ..... John Lovett  
103 att, 655 yds, 5 TD  
Receiving ..... Tyquan Thornton  
45 rec, 782 yds, 5 TD  
Tackles ..... Terrel Bernard  
112 tackles  
Sacks ..... Terrel Bernard  
4.5 sacks  
Interceptions ..... Three Players  
1 interception

### ON AIR



TELEVISION: ESPNU



RADIO: Jayhawk Radio Network (Brian Hanni (Play-by-play), David Lawrence (Analyst), Brandon McAnderson (Sideline) Steve Kincaid (Producer/Engineer), Marc Tuttle (GM).

### 2020 SCHEDULE



Sept. 12 Coastal Carolina **Chanticleers** L  
David Booth Kansas Memorial Stadium | Lawrence, Kan. 23-38



Sept. 26 Baylor **Bears** 6:30 p.m. CT  
McLane Stadium | Waco, Texas ESPNU



Oct. 3 Oklahoma State **Cowboys** TBD  
David Booth Kansas Memorial Stadium | Lawrence, Kan.



Oct. 17 West Virginia **Mountaineers** TBD  
Milan Puskar Stadium | Morgantown, W.Va.



Oct. 24 Kansas State **Wildcats** TBD  
Bill Snyder Family Stadium | Manhattan, Kan.



Oct. 31 Iowa State **Cyclones** TBD  
David Booth Kansas Memorial Stadium | Lawrence, Kan.



Nov. 7 Oklahoma **Sooners** TBD  
Gaylord Family Oklahoma Memorial Stadium | Norman, Okla.



Nov. 21 Texas **Longhorns** TBD  
David Booth Kansas Memorial Stadium | Lawrence, Kan.



Nov. 28 TCU **Horned Frogs** TBD  
David Booth Kansas Memorial Stadium | Lawrence, Kan.



Dec. 5 Texas Tech **Red Raiders** TBD  
Jones AT&T Stadium | Lubbock, Texas

### SERIES HISTORY VS. BAYLOR

Overall ..... BU leads 15-4  
In Waco ..... BU leads 9-0  
Current Streak ..... BU won 10  
First Meeting ..... Sept. 18, 1971 (W, 22-0)  
Last Meeting ..... Nov. 30, 2019 (L, 6-61)

LAST 10 MEETINGS	LOCATION	RESULT
10/2/2010	Waco	L, 7-55
11/12/2011	Lawrence (ot)	L, 30-31
11/3/2012	Waco	L, 14-41
10/26/2013	Lawrence	L, 14-59
11/1/2014	Waco	L, 14-60
10/10/2015	Lawrence	L, 7-66
10/15/2016	Waco	L, 7-49
11/4/2017	Lawrence	L, 9-38
9/22/2018	Waco	L, 7-26
11/30/2019	Lawrence	L, 6-61

### A KU WIN WOULD ...

- Move Kansas to 589-650-58 all-time, including 4-10 in the Les Miles era.
- Move head coach Les Miles to 146-65 in his head coaching career
- Be Kansas' first road victory over a Big 12 opponent on the road since Oct. 4, 2008, when the Jayhawks defeated Iowa State.
- Move Kansas to 5-15 against Baylor all-time, including its first win in Waco.
- Be Kansas' first win over Baylor since 2007, when they defeated the Bears 54-10 on Oct. 13, 2007.

**GAME WEEK MEDIA SCHEDULE**

**MONDAY, SEPTEMBER 21**

**Big 12 Teleconference**  
10 a.m.

**Zoom Media Availability**  
12:30 p.m. - Les Miles  
1 p.m. - Player Interviews

**TUESDAY, SEPTEMBER 22**

**SATURDAY, SEPTEMBER 26**

**Kickoff at Baylor**  
6:30 p.m.

**Post Game**  
Coach Miles is available on Zoom following the game.

Players will follow.

**WEDNESDAY, SEPTEMBER 23**

**SUNDAY, SEPTEMBER 27**

**Off Day**

**THURSDAY, SEPTEMBER 24**

**Next week:  
Sept. 28 - Oct. 3  
vs. OSU**

**MEDIA INFORMATION**

**CREDENTIALS**

All credential requests can be made online at <https://kuathne.ws/KUFBCred>. All credentials will be made available for pickup on game day near Gate 35 at the bottom of Campanile Hill. All entrances to the press box will be subject to a temperature check and symptom questionnaire.

**PHOTOGRAPHERS**

Credentials for sideline photographers will be issued on the basis of circulation, with priority granted to agencies covering the participating schools on a regular basis.

**PARKING**

Media parking is located in the Mississippi Street Parking Garage just south of the Kansas Union on the southeast side of Memorial Stadium. The garage is approximately two blocks away from the stadium.

**PRESSBOX AND GAMEDAY SERVICES**

The Kivisto Field at David Booth Kansas Memorial Stadium pressbox is located on the west side of the stadium. Entrance is at the base of the elevator located just off of Maine Street. There is also a field-level media entrance at Gate 35. Level eight is reserved for the print media, home and visiting radio, home and visiting booths for coaches and athletics directors, along with game and scoreboard operations. Level nine serves as the photo deck and the location for television booths. Television monitors are also part of the fixtures in both home and visiting radio booths.

**WIRELESS INTERNET**

Complimentary access to wireless internet is available at Memorial Stadium and information about how to access it will be available in the pressbox.

**TELEPHONES**

Writers wanting phone lines at their seat locations should contact the KU Telecommunications Office at (785) 864-9300 regarding installation. For specific line location, please list Andy Eisch as the contact. Allow at least two weeks notice prior to the game.

**WEEKLY NEWS CONFERENCE**

Kansas head football coach Les Miles will conduct a weekly press conference each Monday during the season. The press conference will begin at 12:30 p.m. CT, and will be conducted via Zoom. Press conference information will be provided at least 24 hours in advance. Requested players will be made available via Zoom following Coach Miles.

Coach Miles will also be available on the weekly Big 12 Teleconference on Mondays at 10 a.m. (CT). Information on how to take part in the teleconference is available through the Big 12 Conference office.

**INTERVIEWS**

Contact the communications office for all player or coach interview requests. Interviews with players during the season will take place at 1 p.m., on Mondays. To request players, media should contact Andy Eisch ([aeisch@ku.edu](mailto:aeisch@ku.edu); 785-330-3698) or Dan Beckler ([dbeckler@ku.edu](mailto:dbeckler@ku.edu); 785-331-8964). Out-of-town media wishing to interview Kansas players should also contact the communications office with their requests. **Freshmen are not available for interviews.**

Home and cell phone numbers for players will not be provided and players have been instructed not to accept calls from media without prior notice from the communications office. Please do not contact a player or coach without scheduling the interview through the communications office.

**DIGITAL ASSETS**

Head shots and selected video and audio elements will be made available throughout the season on the KU Athletics Media FTP: <https://kuathne.ws/KUMediaShare>.

**QUICK FACTS**

Location	Lawrence, Kan.
Founded	1866
Enrollment	27,690
Chancellor	Douglas A. Girod (UC Davis, 1981; UC San Francisco, 1985)
Athletics Director	Jeff Long (Ohio Wesleyan, 1982; Miami (Ohio) 1983)
Colors	Crimson (Pantone 186) & Blue (Pantone 293)
Nickname	Jayhawks
Affiliations	NCAA Division I Big 12 Conference
Conference Website	<a href="http://www.Big12Sports.com">www.Big12Sports.com</a>
Ticket Office	800.34.HAWKS (42957) KUTickets.com

**KANSAS FOOTBALL COMMUNICATIONS STAFF**

Office	785.864.3417
Associate Athletics Director for Public Relations	Dan Beckler
Office	785.864.1582
Cell	785.331.8964
Email	<a href="mailto:dbeckler@ku.edu">dbeckler@ku.edu</a>
Assistant Communications Director	Andy Eisch
Office	785.330.3698
Cell	715.630.5898
Email	<a href="mailto:aeisch@ku.edu">aeisch@ku.edu</a>
Office Manager/Publications Coordinator	Erin Penning
Office	785.864.3417
Cell	785.424.0990
Email	<a href="mailto:epenning@ku.edu">epenning@ku.edu</a>
KU Athletics Website	<a href="http://KUAthletics.com">KUAthletics.com</a>
Facebook	<a href="https://www.facebook.com/KUathletics">/KUathletics</a>
Twitter	<a href="https://twitter.com/KUathletics">@KUathletics</a>
Instagram	<a href="https://www.instagram.com/KUathletics">@KUathletics</a>

**STADIUM**

Football Facility	David Booth Kansas Memorial Stadium
Capacity	47,233
Largest Crowd	52,530 (Sept. 5, 2009 vs. Northern Colorado)
Surface	Field Turf (2009)
Year Opened	1921
Press Box Phone (Media Only)	785.864.5593

**COACHING INFORMATION**

Head Coach	Les Miles
Alma Mater	Michigan, 1976
Record at Kansas	3-10
Career Record at Division I (Seasons)	145-65 (18)
Defensive Coordinator - Linebackers	D.J. Eliot
Offensive Coordinator - Quarterbacks	Brent Dearmon
Special Teams Coordinator - Running Backs	Jonathan Wallace
Defensive Run Game Coord. - Defensive Line	Kwahn Drake
Recruiting Coordinator - Tight Ends	Joshua Eargle
Passing Game Coordinator - Wide Receivers	Emmett Jones
Assistant Coach - Defensive Backs	Chevis Jackson
Assistant Coach - Offensive Line	Luke Meadows
Assistant Coach - Safeties	Jordan Peterson
Assistant Coach - Outside Linebackers	Chidera Uzo-Diribe
Director of Strength & Conditioning	Ben Iannacchione
Graduate Assistant	Kezelee Flomo
Graduate Assistant	Andrew Carter
Graduate Assistant	Bill Queisert
Graduate Assistant	Darrian Wilson

**HISTORY**

First Season of Record	1890
Seasons	131st
All-Time Record	588-650-58
Conference Titles (Last)	7 (2007)
Big 12 Titles (Last)	1 (North Division 2007)
Bowl Games (Last)	12 (2008)
Bowl Game Titles (Last)	6 (2008)
Bowl Games Record	6-6

**TEAM INFORMATION**

2019 Overall Record	3-9
2019 Conference Record	1-8 (10th)
2019 Home Record	2-4
2019 Road Record	1-5
Letterwinners Returning/Lost	54/26
Starters Returning/Lost	13/13

**LES MILES AT THE HELM**

- 2020 marks year two of head coach Les Miles at the helm of Kansas football. In his 17-year coaching career, Miles has won a BCS National Championship while at LSU, and has accumulated a 145-65 career record, including a 3-10 record at Kansas.
- While at LSU, Miles' teams averaged 10 wins per year in his 11 full seasons, leading LSU to bowl games in each of those 11 seasons (winning seven), and won 42 games against Top-25 and 16 over Top-10 teams.
- Miles' teams won 10 or more games seven times, reaching the SEC title game three times (winning twice) and led LSU to five Top-10 and three Top-5 finishes.
- Miles is currently one of six active coaches in college football to have won an FBS National Title (Nick Saban - Alabama, Dabo Swinney - Clemson, Jimbo Fisher - Texas A&M, Ed Orgeron - LSU, Mack Brown - North Carolina, **Les Miles - Kansas**).

**JAYHAWKS VS. BEARS**

- After postponing its season-opener against Houston, Saturday's matchup between KU and Baylor will be Baylor's first game of the 2020 season.
- Saturday's game serves as the first time since 1977 that Baylor opened the season with a conference opponent. In 1977, Baylor opened the season against Texas Tech, when both programs were members of the Southwest Conference.
- Saturday's game will be the first time since 1971 that Baylor took on Kansas in its season-opener. The Jayhawks came out of that game victorious, 22-0.
- The matchup between the Jayhawks and the Bears will be the 20th clash between the two schools since first meeting in 1971. The two teams have only met in September four times, most recently in 2018. Baylor holds an advantage in those September games, 3-1.
- Of its 20 meetings, Baylor holds the series advantage at 15-4, including a 9-0 lead in Waco, Texas. Baylor has won each of the last 10 meetings, with Kansas' last win coming in 2007, when KU defeated the Bears, 58-10.



**JAYHAWKS REMEMBER ISI HOLANI**

- The Jayhawks will remember Jayhawk **Isi Holani**, who passed away on August 24, by wearing a decal on their helmet throughout the season. Holani played for KU from 2016-18. He was 24 years old.
- Over 30 members of the current team played alongside Holani in his time with the Jayhawks.
- KU held a balloon release in August to remember Holani.

**OFFENSIVE FIREPOWER**

- The Kansas offense showed flashes of excitement in 2019 and they bring back more firepower for its offense in 2020. The Jayhawks return 70 percent of its rushing totals from last year (1,218/1,749 yards) and 84 percent of its receiving totals (2,326/2,778 yards).
  - Of the offensive weapons, fullback **Ben Miles**, running back **Pooka Williams Jr.**, and wide receiver **Andrew Parchment** all earned Big 12 honors in 2019, with Williams being named All-Big 12 First Team (Coaches & AP). Parchment was named honorable mention All-Big 12 as Newcomer of the Year (Coaches & AP) and Miles was named honorable mention as a fullback (Coaches).
  - Kansas' offense is coming off its most prolific season in over a decade, as they averaged 377.3 yards per game, the most since 2009, while completing 60.8 percent (235-of-280) passing, the best output since 2011. In addition, the Jayhawks' red zone offense scored on 88.2 percent of its trips to the red zone, ranking 38th in FBS.

**WAVE THE WHEAT**

- Offensive coordinator - quarterbacks coach **Brent Dearmon** took over the position after the sixth game of the 2019 season and he wasted no time showing what the Jayhawk offense was capable of. In his first game at offensive coordinator, Dearmon led the Jayhawks to 569 yards of total offense, including 310 through the air, as the Jayhawks fell short, 48-50, in a shootout against No. 15 Texas.
  - In the second half of the season, the Kansas offense averaged 400 yards per game under Dearmon, as opposed to 354.5 yards per game in the first half of the season. The Jayhawks also averaged 24.1 points per game in the last six games of the season.
  - Once a quarterback at Bethel University, Dearmon helped improve the Kansas passing efficiency in 2019, as the Jayhawks rated 134.06 during the season, up 14.0 from 2018 (120.6).

**POOKA MAGIC**

- Junior running back **Pooka Williams Jr.**, eclipsed the single season 1,000-yard mark for the second time in his career in 2019 by rushing for 1,061 yards, becoming just the second Jayhawk to do it in consecutive seasons, joining **James Sims** (2012-13). He also became the fourth Jayhawk to ever rush for 1,000 or more yards in more than one season.
  - Nicknamed "Pooka Magic" due to his captivating play on the field, Williams has recorded eight 100-yard games in his career, which is tied for the eighth most in KU history. He also ranks 12th in KU career rushing going into his junior season, compiling 2,186 yards entering Saturday's contest.
  - In 2019, Williams ranked 22nd in the NCAA in rushing yards per game (96.5), while ranking 41st in total rushing yards (1,061).

**1,000-YARD RUSHERS IN MULTIPLE SEASONS**

NAME	YEAR	YARDS
Tony Sands	1989, So.	1,109
	1991, Sr.	1,454
June Henley	1993, Fr.	1,127
	1996, Sr.	1,349
James Sims	2012, Jr.	1,013
	2013, Sr.	1,110
<b>Pooka Williams Jr.</b>	2018, Fr.	1,125
	2019, So.	1,061

Overall	0-1
Big 12	0-0
Non-Conference	0-0
vs. Sunbelt Conference	0-1
Home	0-1
Away	0-0
Neutral	0-0
Day Games	0-0
Night Games (6 p.m. start or later)	0-1
vs. Top 25 teams	0-0
vs. Top 10 teams	0-0
TV games	0-1
on Fox Sports 1	0-1
When scoring first	0-0
When opponents score first	0-1
When leading at halftime	0-0
When trailing at halftime	0-1
When tied at halftime	0-0
When leading after third quarter	0-0
When trailing after third quarter	0-1
When tied after third quarter	0-0
In overtime games	0-0
When scoring less than 20 points	0-0
When scoring 20+ points	0-1
When scoring 30+ points	0-0
When allowing less than 20 points	0-0
When allowing 20-30 points	0-0
When allowing 30+ points	0-1
When rushing for <100 yards	0-0
When rushing for 100+ yards	0-1
When rushing for 200+ yards	0-0
When passing for <200 yards	0-1
When passing for 200+ yards	0-0
When passing for 250+ yards	0-0
When passing for 300+ yards	0-0
When totaling <300 yds total offense	0-0
When gaining 300+ yds total offense	0-1
When gaining 400+ yds total offense	0-0
When gaining 500+ yds total offense	0-0
When allowing <100 yds rushing	0-0
When allowing 100+ yds rushing	0-1
When allowing 200+ yds rushing	0-0
When allowing <200 yds passing	0-1
When allowing 200+ yards passing	0-0
When allowing 250+ yards passing	0-0
When allowing 300+ yards passing	0-0
When allowing <300 yds total offense	0-0
When allowing 300+ yds total offense	0-1
When having a 100-yard rusher	0-0
When opp. have a 100-yard rusher	0-0
When having no turnovers	0-0
When having less than 3 turnovers	0-0
When having 3 or more turnovers	0-1
When having no takeaways	0-1
When having <3 takeaways	0-1
When having 3 or more takeaways	0-0
When having more than 30:00 TOP	0-0
When having less than 30:00 TOP	0-1



## POOKA MAGIC PT. 2

- As just a junior, **Pooka Williams Jr.**, has also made waves across the FBS.
- Williams currently ranks second in the NCAA in all-purpose yards per game, among active career leaders, averaging 130.52 yards per game. Williams trails only Oklahoma State's **Chuba Hubbard**, who averages 144.41 yards per game. Williams was named to the Maxwell Award Preseason Watch List, given to the nation's best all-around player.
- While he can do it all, Williams makes his impact felt on the ground, averaging the third-most rushing yards per game among FBS active career leaders. Williams is averaging 98.0 yards per game, behind only Hubbard (108.4) and **Javion Hawkins** of Louisville (98.2).

## DYNAMIC DUO

- The Kansas wide receiving duo of seniors **Andrew Parchment** and **Stephon Robinson Jr.**, found the end zone often in 2019, as the duo combined for 15 touchdowns, the most by a pair of KU wide receivers since 2009 (**Dezmon Briscoe**, **Kerry Meier**).
- Despite Robinson missing the season-opener, Parchment found the end-zone on a 14-yard strike from quarterback **Miles Kendrick**. The touchdown was the eighth of his KU career.
- The Jayhawks are the only school in the Big 12 to return two of the top-five receivers, in terms of receiving yards in 2019. Parchment (2nd, 831 yards) and Robinson (5th, 727 yards) are the only duo to make up that list.
- In his first season in the Crimson and Blue, Parchment caught 65 passes for 831 yards and 7 touchdowns, with his 831 yards ranking 13th in Kansas single-season history. Robinson hauled in 45 catches for 727 yards and 8 touchdowns, as his 727 yards ranks 18th in KU single-season history. Between the two, their combined 1,558 yards are the most since 2016 (**Steven Sims Jr.**, **LaQuvionte Gonzalez**).

## DUOS TO COMBINE FOR 15+ TOUCHDOWNS

NAME	YEAR	TD
Dezmon Briscoe	2008	15
Kerry Meier		7
Dezmon Briscoe	2009	9
Kerry Meier		8
Marcus Henry	2007	10
Dezmon Briscoe		7
<b>Stephon Robinson Jr.</b>	2019	8
<b>Andrew Parchment</b>		7

## RED HOT IN THE RED ZONE

- Although the Jayhawks only made two trips to the red zone against Coastal Carolina, they made good use of their time near the end zone.
- The Jayhawks scored on 2-of-2 trips to the red zone against Coastal Carolina, scoring on a 14-yard strike from **Miles Kendrick** to **Andrew Parchment** and on a 5-yard touchdown pass from Kendrick to **Kwamie Lassiter II**.
- Last year, the Jayhawks scored on 88.2 percent of trips to the red zone, ranking 37th in the NCAA.

## PROX IS BACK

- After sustaining a season-ending injury in 2019, linebacker **Dru Prox** is back and picking up where he left off.
- Through 4 games last season, Prox led the Jayhawks with 39 tackles, including double-digit tackle efforts in two of those games.
- In his first game back against Coastal Carolina, Prox tallied a career-high 11 tackles (8 solo, 3 assisted), leading the game in tackles.
- Prox's 11 tackles currently ranks second in the Big 12.

## IT STARTS UP FRONT

- Despite losing offensive tackle Hakeem Adeniji to the NFL, the Jayhawks are looking to show their offensive line depth in 2020.
- The Jayhawks return several key pieces to the offensive line, including seniors **Malik Clark**, who started in 11 games in 2019 and **Chris Hughes**, who started in eight games.
- On the exterior of the offensive line, senior **Earl Bostick Jr.**, looks to make an impact after starting his career at tight end. Standing at 6'6", 290 lbs., Bostick started four games at tight end as a freshman, scoring his first career touchdown against Texas in 2017.
- In 2019, KU allowed just 1.92 sacks per game, which ranked fifth in the Big 12 and 55th in the NCAA.

## DEBUTS IN THE CRIMSON &amp; BLUE

- The Jayhawks boast a young roster entering the 2020 season, which features 13 freshmen on the two-deep depth chart this week.
- Last week, several freshmen made their debut in the Crimson & Blue, including true freshman **Karon Prunty**, who made the start at cornerback, wide receiver **Lawrence Arnold**, running back **Daniel Hishaw Jr.**, and quarterback **Jalon Daniels**, among others.
- The Jayhawks secured commitments from 27 individuals for 2020, with their class ranking 56th nationally, up 14 spots from a year prior. The entire 2020 class is made up of freshmen, with no transfers.

## THOMPSON HAS A BOOT

- Senior punter **Kyle Thompson** is known for his ability to flip field position, labeled as one of the top punters in all of college football.
- He was named to the Ray Guy Award Preseason Watch List - awarded to the nation's top punter.
- Over his career, he has punted 131 times for 5,701 yards with an average of 43.5 yards per punt. His average of 43.5 yards per punt currently ranks third in KU school history.
- With his 43.5 yards per punt average, Thompson currently ranks fifth amongst FBS active career leaders, while ranking first among active players in the Big 12.
- In 2019, Thompson punted 57 times for 2,538 yards, with an average of 44.5.
- Thompson's career long of 76 yards (Texas, 2017) ranks 11th in Kansas school history for longest punt.

Heading into the 2020 season, a number of Jayhawks have been named to preseason watch lists or teams, as KU brings back a number of playmakers for the 2020 season. Here are the list of Jayhawks earning preseason honors.

Pos.	Name	Preseason Honor
RB	<b>Pooka Williams Jr.</b>	First Team All-Conference (All-Purpose, Athlon) First Team All-Conference (Running Back, Media) Maxwell Award Watch List
P	<b>Kyle Thompson</b>	Second Team All-Conference (Punter, Athlon) Ray Guy Award Watch List Chris Sail Kicking Fourth Team All-American
WR	<b>Stephon Robinson Jr.</b>	Third Team All-Conference (All-Purpose, Athlon) Paul Hornung Award Preseason Watch List
OL	<b>Malik Clark</b>	Fourth Team All-Conference (Offensive Line, Athlon)
WR	<b>Andrew Parchment</b>	Fourth Team All-Conference (Wide Receiver, Athlon) First Team All-Conference (Wide Receiver, Media)
LB	<b>Dru Prox</b>	Fourth Team All-Conference (Linebacker, Athlon)
OL	<b>Chris Hughes</b>	Wuerffel Trophy Watch List
OL	<b>Api Mane</b>	Wuerffel Trophy Watch List
LS	<b>Logan Klusman</b>	Patrick Mannelly Award Watch List Rubio Long Snapping Fourth Team All-American

## JAYHAWK RADIO NETWORK

The Jayhawk IMG Radio Network has a footprint stretching across the state of Kansas, providing a highly efficient way to reach multiple demographics and an attentive audience through a single partnership. The Jayhawks are able to offer both local and state-wide exposure during the official pre-game shows, play-by-play broadcast and post-game show.

Abilene/Salina	KDJM-101.7 FM
Coffeyville	KGFF-104.1 FM
*Concordia	KNCK-94.9 FM
Dodge City	KGNO-137.0 AM
Emporia	KVOE-140.0 AM
Fort Scott	KMDO-160.0 AM
Fort Scott	KOMB-103.9 FM
Garden City	KBUF-103.0 AM
Glen Elder	KZDY-96.3 FM
Goodland/Colby	KWGB-97.9 FM
Great Bend	KBGL-106.9 FM
Hays	KAYS-140.0 AM
Hutchinson	KSKU-94.7 FM
Iola	KIOL-137.0 AM
Kansas City	KCTE-151.0 AM
Kansas City	KCTE-99.3 FM
Kansas City	WHB-81.0 AM
Lawrence	KLWN-132.0 AM
Lawrence	KLZR-105.9 FM
Liberal	KSCB-127.0 AM
Marysville	KNDY-95.5 FM
Parsons	KLKC-154.0 AM
*Parsons	KLKC-93.5 FM
Phillipsburg	KKAN-149.0 AM
Phillipsburg	KQMA-92.5 FM
Russell	KRSL-95.9 FM
Topeka	KMAJ-144.0 AM
*Topeka	KWIC-99.3 FM
Wellington	KLEY-100.3 FM
Wichita	KFH-124.0 AM
Wichita	KFH-97.5 FM

\*carries games only (does not carry Hawk Talk)

-- affiliates subject to change, check your local listings

**NOTES**

**BACK TO RETURN THE KICK**

- Through one game, the Jayhawks are averaging 23.75 yards per kickoff return, which ranks first in the Big 12 and 11th nationally.
- In the season-opener against Coastal Carolina, sophomore **Jamahl Horne** led the return group with 3 returns for 71 yards, including a long of 29 yards.
- Last season, Horne led the kick return group, returning 20 kicks for 442 yards. Horne averaged 22.1 yards per return, with a long of 40 yards against TCU. Horne finished the season ranked No. 42 in the NCAA in kickoff returns and No. 52 in the NCAA in combined kick returns.
- Kansas sophomore **Kenny Logan Jr.**, returns as the top punt returner for the Jayhawks from last year, returning 5 punts for 28 yards in 2019.
- Against Coastal Carolina, Logan dropped back to return 1 punt for 24 yards.
- Kansas returns all of its production from a season ago in both punt and kick return yards.

**KU RANKED TOP IN ATTENDANCE INCREASE IN 2019**

- Although Jayhawk fans were not be able to attend the season-opener due to COVID-19, Kansas faithful made a huge impact in 2019.
- Kansas ranked No. 1 in the FBS in attendance increase from 2018 to 2019, with attendance increasing 74.4 percent. The Jayhawks had an average of 33,875 fans in 2019, as compared to 19,424 in 2018.
- The Jayhawks sold out David Booth Kansas Memorial Stadium for the first time in over a decade in their game against K-State on Nov. 2, 2019.

**DISCIPLINED JAYHAWKS**

- Through just one game in 2020, the Jayhawks have only committed 5 penalties for 35 yards, which is the second-fewest among Big 12 schools and sixth fewest in the NCAA.
- The Jayhawks committed only 66 penalties in 2019, the second fewest in the Big 12 Conference and the 28th fewest in the NCAA.
- KU improved in penalty yards per game, averaging just 50.08 in 2019, as opposed to 55.08 yards per game in 2018.

**NEW LOOK IN LAWRENCE**

- The Jayhawks welcome four new members to their coaching staff this season, including special teams coordinator - running backs coach **Jonathan Wallace**, recruiting coordinator - tight ends coach **Joshua Eargle**, assistant coach - safeties, **Jordan Peterson** and assistant coach - outside linebackers, **Chidera Uzo-Diribe**.
- Of the additions, Eargle and Uzo-Diribe were on staff in different positions in 2019, while Wallace comes to KU from Air Force and Peterson arrives from New Mexico.

**NEW COACHES ON STAFF IN 2020**

NAME	POSITION
Jonathan Wallace	Special Teams Coordinator - Running Backs
Joshua Eargle	Recruiting Coordinator - Tight Ends
Jordan Peterson	Assistant Coach - Safeties
Chidera Uzo-Diribe	Assistant Coach - Outside Linebackers

**WEEK 4 RANKINGS**

**ASSOCIATED PRESS TOP-25**

Rank	Team	Record	Points	Trend
1.	Clemson (59)	2-0	1,523	--
2.	Alabama (1)	0-0	1,458	--
<b>3.</b>	<b>Oklahoma</b>	<b>1-0</b>	<b>1,368</b>	<b>--</b>
4.	Georgia	0-0	1,620	--
5.	Florida	0-0	1,239	--
6.	LSU (1)	0-0	1,221	--
7.	Notre Dame	2-0	1,200	--
8.	Auburn	0-0	1,037	--
	<b>Texas</b>	<b>1-0</b>	<b>1,037</b>	<b>+1</b>
10.	Texas A&M	0-0	972	--
11.	North Carolina	1-0	883	+1
12.	Miami	2-0	816	+5
13.	UCF	1-0	771	+1
14.	Cincinnati	1-0	720	-1
<b>15.</b>	<b>Oklahoma State</b>	<b>1-0</b>	<b>693</b>	<b>-4</b>
16.	Tennessee	0-0	529	-1
17.	Memphis	1-0	510	-1
18.	BYU	1-0	405	+3
19.	Louisiana	2-0	374	--
20.	Virginia Tech	0-0	350	--
21.	Pittsburgh	2-0	315	+4
22.	Army	2-0	296	--
23.	Kentucky	0-0	230	--
24.	Louisville	1-1	115	-6
25.	Marshall	2-0	108	NR

**Others receiving votes:** Baylor (89), West Virginia (59), SMU (57), TCU (30), Virginia (30), Boston College (23), Arkansas State (20), Mississippi State (6), UAB (5), Texas Tech (5), Ole Miss (4), Appalachian State (3), UTSA (2), Troy (1), Coastal Carolina (1).

**Dropped out:** Appalachian State (23).

**Bold:** KU opponent

**COACHES POLL**

Rank	Team	Record	Points	Trend
1.	Clemson	2-0	1,196	--
2.	Alabama	0-0	1,119	--
3.	Oklahoma	1-0	1,019	--
	Georgia	0-0	1019	+1
5.	LSU	0-0	962	--
6.	Florida	0-0	899	--
7.	Notre Dame	2-0	896	--
8.	Auburn	0-0	766	+1
9.	Texas	1-0	764	-1
10.	Ohio State	0-0	741	NR
11.	Texas A&M	0-0	651	-1
12.	North Carolina	1-0	563	-1
13.	Penn State	0-0	536	NR
14.	Miami	2-0	500	+4
15.	UCF	1-0	497	-2
16.	Cincinnati	1-0	416	-2
17.	Wisconsin	0-0	411	NR
18.	Oklahoma State	1-0	315	-6
19.	Michigan	0-0	287	NR
20.	Memphis	1-0	269	-5
21.	Tennessee	0-0	266	-4
22.	Minnesota	0-0	178	NR
23.	BYU	1-0	177	-1
24.	Virginia Tech	0-0	167	-5
25.	Louisiana	2-0	158	-4

**Others receiving votes:** Kentucky (146), Pittsburgh (140), Army (121), Baylor (57), Louisville (53), SMU (42), West Virginia (41), Marshall (40), Iowa (39), TCU (26), Virginia (24), South Carolina (22), Boston College (20), Appalachian State (12), Ole Miss (10), Mississippi State (7), Arkansas State (6), NC State (5), Nebraska (4), Georgia Tech (4), Coastal Carolina (4), Air Force (3), Louisiana Tech (2).

**Dropped out:** Louisville (16), Kentucky (20), Appalachian State (23), Baylor (24), Army (25).

**Bold:** KU opponent

OPPONENT BREAKDOWN



Baylor  
**BEARS**  
0-0, 0-0 Big 12



Head Coach  
**DAVE ARANDA**  
Career Record: 0-0 (1st Season)  
Record at BU: 0-0 (1st Season)

BAYLOR STATISTICAL LEADERS (2019)

PASSING	Comp	Att	Yds	Int	Pct	TD	YPG
Charlie Brewer	251	389	3,161	7	64.5	21	225.8
Gerry Bohanon	17	36	187	0	47.2	2	18.7
Jacob Zeno	9	18	223	1	50.0	1	74.3

RUSHING	Att	Yds	Avg	TD	Lg	Avg/G
John Lovett	103	655	6.4	5	46	46.8
JaMycal Hasty	109	627	5.8	7	73	44.8
Charlie Brewer	147	344	2.3	11	26	24.6

RECEIVING	Rec	Yds	Avg	TD	Lg	Avg/G
Denzel Mims	66	1,020	15.5	12	46	72.9
Tyquan Thornton	45	782	17.4	5	78	18.7
R.J. Sneed	42	437	10.4	3	38	31.2

DEFENSE	Solo	Ast	Total	TFL-Yds	Sacks-Yds	INT-Yds
Terrel Bernard	53	59	112	9.5-44	4.5-33	1-20
Jordan Williams	47	42	89	9.5-25	1.5-8	3-21
Chris Miller	54	22	76	2.5-4	--	--
James Lynch	23	18	41	19.5-98	13.5-82	--
Grayland Arnold	33	13	46	2.5-5	1.0-3	6-118

LAST MEETING - NOV. 30, 2019



KANSAS	0	0	6	0	6
BAYLOR	21	13	14	13	61

LAWRENCE, Kan. – In a game that featured a 5,000 career-yard passer and a 1,000 yards in a season rusher, the Kansas football team dropped its 2019 finale to No. 9 Baylor, 61-6, Saturday afternoon at David Booth Kansas Memorial Stadium. In the third quarter, Kansas got on the board on a touchdown pass from senior quarterback Manny Miles to junior wide receiver Andrew Parchment, which was Parchment's seventh receiving touchdown of the season. Sophomore running back Pooka Williams Jr., followed up to record his 1,000th yard on the ground this season to become just the second KU player ever to accomplish that feat in back-to-back years.

SCORING SUMMARY

Qtr.	Time	Play	Score
1st	8:47	BU - Bohanon, Gary 6 yd run (4-73, 1:29)	0-7
1st	6:48	BU - Thornton, Tyquan 51 yd pass from Brewer, Charlie (1-51, :09)	0-14
1st	1:08	BU - Hasty, JaMycal 13 yd run (9-75, 4:04)	0-21
2nd	10:24	BU - Mayers, John 23 yd field goal (9-29, 3:54)	0-24
2nd	5:41	BU - Ebner, Tristan 14 yd run (3-30, 0:42)	0-31
2nd	0:01	BU - Mayers, John 23 yd field goal (4-14, 0:21)	0-34
3rd	11:26	BU - Hasty, JaMycal 19 yd run (7-75, 3:44)	0-42
3rd	5:59	BU - Hasty, JaMycal 8 yd run (3-16, 1:16)	0-49
3rd	1:29	KU - Parchment, Andrew 11 yd pass from Miles, Manny (10-80, 4:24)	6-48
4th	6:49	BU - Jones, Qualan 7 yd run (14-78, 6:45)	6-55
4th	4:13	BU - Zeno, Jacob 1 yd run (4-25, 1:44)	6-61

TEAM STATISTICS

	KU	BU
<b>First Downs</b>	<b>17</b>	<b>29</b>
Rushing	9	16
Passing	5	12
<b>Rushing Yards</b>	<b>161</b>	<b>264</b>
Rushing Attempts	35	47
Average Per Rush	4.6	5.6
<b>Passing Yards</b>	<b>119</b>	<b>243</b>
Comp.-Att.-Int.	16-32-4	18-32-1
Average Per Comp.	7.4	13.5
Passing Touchdowns	1	1
Total Offense	280	507
Fumbles-Lost	2-2	0-0
Penalties-Yards	1-15	6-63
Punts-Yards	6-288	5-245
Punt Return Yards	0	0
Kick Return Yards	74	23
Interceptions-Yards	1-0	4-68
Time of Possession	26:14	33:46
Third Down Conversions	2-14	8-14
Fourth Down Conversions	2-4	0-0
Red Zone	1-2	9-9
Sacks-Yards	1-13	2-8
Field Goals	0-0	2-2
Points off Turnovers	0	23

PLAYER STATISTICS

KANSAS		
<b>Passing</b>		
Carter Stanley	13/26, 95 yds, 0 TD, 3 INT	
<b>Rushing</b>		
Pooka Williams Jr.	22 att, 116 yds	
<b>Receiving</b>		
Andrew Parchment	5 rec, 43 yds, 1 TD	
<b>Tackles</b>		
Gavin Potter	6 tackles	
<b>Interceptions</b>		
Ricky Thomas	1 interception	
BAYLOR		
<b>Passing</b>		
Charlie Brewer	13/25, 182 yds, 1 TD, 1 INT	
<b>Rushing</b>		
JaMycal Hasty	14 att, 92 yds, 3 TD	
<b>Receiving</b>		
Tyquan Thornton	4 rec, 69 yds, 1 TD	
<b>Tackles</b>		
Three players	4 tackles	
<b>Sacks</b>		
Two players	1 sack	
<b>Interceptions</b>		
Four players	1 interception	

TEAM COMPARISON



KANSAS

BAYLOR

NCAA TEAM RANKINGS

Category	KU	BU
Rushing Offense	26th	--
Passing Offense	39th	--
Total Offense	37th	--
Scoring Offense	37th	--
Rushing Defense	37th	--
Passing Defense	6th	--
Total Defense	16th	--
Scoring Defense	47th	--
Net Punting	44th	--
Punt Returns	35th	--
Kickoff Returns	11th	--
Turnover Margin	52nd	--
Time of Possession	30th	--

KANSAS SEASON RANKINGS

Category	Avg./Game	Big 12	NCAA
Rushing Offense	178.0	4th	26th
Passing Offense	189.0	6th	39th
Total Offense	367.0	6th	37th
Scoring Offense	23.0	6th	37th
Rushing Defense	185.0	8th	37th
Passing Defense	133.0	3rd	6th
Total Defense	318.0	6th	16th
Scoring Defense	38.0	8th	47th
Net Punting	30.0	6th	44th
Punt Returns	0.0	6th	35th
Kickoff Returns	23.75	1st	11th
Turnover Margin	-3.00	8th	52nd
Time of Possession	29:35	6th	30th

BAYLOR SEASON RANKINGS (2019)

Category	Avg./Game	Big 12	NCAA
Rushing Offense	166.4	6th	61st
Passing Offense	255.1	5th	44th
Total Offense	421.5	6th	52nd
Scoring Offense	33.6	3rd	27th
Rushing Defense	142.9	5th	49th
Passing Defense	217.6	3rd	49th
Total Defense	360.4	3rd	39th
Scoring Defense	19.8	1st	19th
Net Punting	38.88	7th	52nd
Punt Returns	8.93	5th	49th
Kickoff Returns	19.67	7th	84th
Turnover Margin	0.79	1st	11th
Time of Possession	28:19	8th	102nd

SERIES HISTORY

Series:			
<b>In Lawrence:</b>			<b>Baylor leads 15-4</b>
<b>In Waco, Texas:</b>			<b>Baylor leads 6-4</b>
			<b>Baylor leads 9-0</b>
9/18/1971	Lawrence	W	22-0
9/10/1988	Lawrence	L	14-27
9/23/1989	Waco	L	3-46
10/10/1998	Waco	L	24-31
11/6/1999	Lawrence	W	45-10
10/5/2002	Waco	L	32-35
10/18/2003	Lawrence	W	28-21
10/21/2006	Waco	L	35-36
10/13/2007	Lawrence	W	58-10
10/2/2010	Waco	L	7-55
11/12/2011	Lawrence (ot)	L	30-31
11/3/2012	Waco	L	14-41
10/26/2013	Lawrence	L	14-59
11/1/2014	Waco	L	14-60
10/10/2015	Lawrence	L	7-66
10/15/2016	Waco	L	7-49
11/4/2017	Lawrence	L	9-38
9/22/2018	Waco	L	7-26
11/30/2019	Lawrence	L	6-61



**OPPONENT SCHEDULES**



**COASTAL CAROLINA**

Sept. 12, 2020 | 9 p.m.  
David Booth Kansas Memorial Stadium | Lawrence, Kan.

**2020 SCHEDULE**

Sept. 12	at Kansas (W, 38-23)
Sept. 18	CAMPBELL (W, 43-21)
Oct. 3	ARKANSAS STATE
Oct. 17	at Louisiana
Oct. 24	GEORGIA SOUTHERN
Oct. 29	at Georgia State
Nov. 7	SOUTH ALABAMA
Nov. 14	at Troy
Nov. 21	APPALACHIAN STATE
Nov. 28	at Texas State

**Record:** 2-0 (0-0 Sun Belt)



**OKLAHOMA STATE**

Oct. 3, 2020 | TBA  
David Booth Kansas Memorial Stadium | Lawrence, Kan.

**2020 SCHEDULE**

Sept. 19	TULSA (W, 16-7)
Sept. 26	WEST VIRGINIA
Oct. 3	at Kansas
Oct. 17	at Baylor
Oct. 24	IOWA STATE
Oct. 31	TEXAS
Nov. 7	at Kansas State
Nov. 21	at Oklahoma
Nov. 28	TEXAS TECH
Dec. 5	at TCU

**Record:** 1-0 (0-0 Big 12)



**AT KANSAS STATE**

Oct. 24, 2020 | TBA  
Bill Snyder Family Stadium | Manhattan, Kan.

**2020 SCHEDULE**

Sept. 12	L, 31-35
Sept. 26	at Oklahoma
Oct. 3	TEXAS TECH
Oct. 10	at TCU
Oct. 24	KANSAS
Oct. 31	at West Virginia
Nov. 7	OKLAHOMA STATE
Nov. 21	at Iowa State
Nov. 28	at Baylor
Dec. 5	TEXAS

**Record:** 0-1 (0-0 Big 12)



**AT OKLAHOMA**

Nov. 7, 2020 | TBA  
Gaylord Family-Oklahoma Memorial Stadium | Norman, Okla.

**2020 SCHEDULE**

Sept. 12	W, 48-0
Sept. 26	KANSAS STATE
Oct. 3	at Iowa State
Oct. 10	TEXAS (Dallas, Texas)
Oct. 17	at Iowa State
Oct. 24	at TCU
Oct. 31	at Texas Tech
Nov. 7	KANSAS
Nov. 21	OKLAHOMA STATE
Nov. 28	at West Virginia
Dec. 5	BAYLOR

**Record:** 1-0 (0-0 Big 12)



**TCU**

Nov. 28, 2020 | TBA  
David Booth Kansas Memorial Stadium | Lawrence, Kan.

**2020 SCHEDULE**

Sept. 26	IOWA STATE
Oct. 3	at Texas
Oct. 10	KANSAS STATE
Oct. 24	OKLAHOMA
Oct. 31	at Baylor
Nov. 7	TEXAS TECH
Nov. 14	at West Virginia
Nov. 28	at Kansas
Dec. 5	OKLAHOMA STATE

**Record:** 0-0 (0-0 Big 12)



**AT BAYLOR**

Sept. 26, 2020 | 6:30 p.m.  
McLane Stadium | Waco, Texas

**2020 SCHEDULE**

Sept. 26	KANSAS
Oct. 3	at West Virginia
Oct. 17	OKLAHOMA STATE
Oct. 24	at Texas
Oct. 31	TCU
Nov. 7	at Iowa State
Nov. 14	at Texas Tech
Nov. 28	KANSAS STATE
Dec. 5	at Oklahoma

**Record:** 0-0 (0-0 Big 12)



**AT WEST VIRGINIA**

Oct. 17, 2020 | TBA  
Milan Puskar Stadium | Morgantown, W.Va.

**2020 SCHEDULE**

Sept. 12	W, 56-10
Sept. 26	at Oklahoma State
Oct. 3	BAYLOR
Oct. 17	KANSAS
Oct. 24	at Texas Tech
Oct. 31	KANSAS STATE
Nov. 7	at Texas
Nov. 14	TCU
Nov. 28	OKLAHOMA
Dec. 5	at Iowa State

**Record:** 1-0 (0-0 Big 12)



**IOWA STATE**

Oct. 31, 2020 | TBA  
David Booth Kansas Memorial Stadium | Lawrence, Kan.

**2020 SCHEDULE**

Sept. 12	L, 14-31
Sept. 26	at TCU
Oct. 3	OKLAHOMA
Oct. 10	TEXAS TECH
Oct. 24	at Oklahoma State
Oct. 31	at Kansas
Nov. 7	BAYLOR
Nov. 21	KANSAS STATE
Nov. 28	at Texas
Dec. 5	WEST VIRGINIA

**Record:** 0-1 (0-0 Big 12)



**TEXAS**

Nov. 21, 2020 | TBA  
David Booth Kansas Memorial Stadium | Lawrence, Kan.

**2020 SCHEDULE**

Sept. 12	W, 59-3
Sept. 26	at Texas Tech
Oct. 3	TCU
Oct. 10	OKLAHOMA (Dallas, Texas)
Oct. 24	BAYLOR
Oct. 31	at Oklahoma State
Nov. 7	WEST VIRGINIA
Nov. 21	at Kansas
Nov. 28	IOWA STATE
Dec. 5	at Kansas State

**Record:** 1-0 (0-0 Big 12)



**AT TEXAS TECH**

Dec. 5, 2020 | TBA  
Jones AT&T Stadium | Lubbock, Texas

**2020 SCHEDULE**

Sept. 12	W, 35-33
Sept. 26	TEXAS
Oct. 3	at Kansas State
Oct. 10	at Iowa State
Oct. 24	WEST VIRGINIA
Oct. 31	OKLAHOMA
Nov. 7	at TCU
Nov. 14	BAYLOR
Nov. 28	at Oklahoma State
Dec. 5	KANSAS

**Record:** 1-0 (0-0 Big 12)

**BIG 12 CONFERENCE**

**2020 STANDINGS**

	BIG 12	PCT	STREAK	OVERALL	PCT	STREAK
Oklahoma	0-0	0.00	0	1-0	1.00	W1
Oklahoma State	0-0	0.00	0	1-0	1.00	W1
Texas	0-0	0.00	0	1-0	1.00	W1
Texas Tech	0-0	0.00	0	1-0	1.00	W1
West Virginia	0-0	0.00	0	1-0	1.00	W1
Baylor	0-0	0.00	0	0-0	0.00	0
TCU	0-0	0.00	0	0-0	0.00	0
Iowa State	0-0	0.00	0	0-1	0.00	L1
Kansas	0-0	0.00	0	0-1	0.00	L1
Kansas State	0-0	0.00	0	0-1	0.00	L1

**THIS WEEK IN THE BIG 12**

**Saturday, Sept. 26**

Kansas State at Oklahoma, FOX	11 a.m.
Iowa State at TCU, FS1	12:30 p.m.
Texas at Texas Tech, FOX	2:30 p.m.
West Virginia at Oklahoma State, ABC or ESPN	2:30 p.m.
Kansas at Baylor, ESPN	6:30 p.m.

*All times listed as Central*

**LAST WEEK IN THE BIG 12**

**Saturday, Sept. 19**

Tulsa, 7, Oklahoma State 16
-----------------------------

**2020 BIG 12 STAT LEADERS**

SCORING	SCHOOL	PPG
Offense	Texas	59.0
Defense	Texas	3.0
RUSHING	YPG	TD
Leddie Brown, WVU	123.0	2
PASSING	YPG	TD
Alan Bowman, TTU	430.0	2
RECEIVING	YPG	TD
Joshua Moore, UT	127.0	1
TACKLES	SOLO-AST	TOTAL
Krishon Merriweather, TTU	7-5	12
SACKS	SOLO-AST	TOTAL
Will McDonald	2-0	2.0
TACKLES-FOR-LOSS	SOLO-AST	TOTAL
Six Players		2.0

**BIG 12 PRESEASON POLL**

1.	Oklahoma (80)	888
2.	Oklahoma State (6)	742
3.	Texas (4)	727
4.	Iowa State	607
5.	Baylor	489
6.	TCU	477
7.	Kansas State	366
8.	West Virginia	287
9.	Texas Tech	267
10.	Kansas	100



**BIG 12 CONFERENCE**





Head Coach

# LES MILES

**Career Record:** 145-65 (18th season)

**Record at KU:** 3-10 (2nd season)

**Alma Mater:** Michigan, 1976

**Hometown:** Elyria, Ohio

**Wife:** Kathy

**Children:** Kathryn, Manny, Ben & Macy

Les Miles, a national championship-winning former coach at Louisiana State and Oklahoma State, was named the head coach of the University of Kansas football team on November 18, 2018.

KU earned its first victory of the Les Miles era on August 31, 2019, when the Jayhawks defeated Indiana State, 24-17. Miles would lead the Jayhawks to additional wins over Boston College and Texas Tech in 2019.

The Jayhawks saw several improved marks in 2019 under Miles, where KU averaged 377.3 yards per game on offense, the team's highest output since 2009. In its win against Boston College, KU was named Reveal Suits National Team of the Week.

Miles led several Jayhawks to season honors in 2019, including Bryce Torneden being named to the Allstate AFCA Good Works Team. Two Jayhawks, Hakeem Adeniji and Azur Kamara, participated in the Reeses Senior Bowl. Adeniji was later drafted by the Cincinnati Bengals in the sixth round of the 2019 NFL Draft.

Upon arriving in Lawrence, Miles had 142 victories, a BCS national championship, two SEC titles, 109 NFL Draft picks, including 21 First Round selections, in 35-plus years of college coaching, the most career wins of anyone who has coached football at Kansas in the modern era.

Prior to Kansas, Miles served as the head coach at LSU (2005-16), where his teams averaged 10 wins per year in his 11 full seasons. He led LSU to bowl games in each of those 11 seasons (winning seven), and won 42 games against Top-25 teams and 16 over Top-10 teams. Miles' teams won 10 or more games seven times, reached the SEC title game three times (winning twice) and led LSU to five Top-10 and three Top-5 finishes.

During his tenure at LSU, Miles coached an SEC-leading

69 NFL draft picks, 13 of them first-round selections. He coached 22 first-team All-Americans and 11 players who won national awards. He is the second-winningest coach in LSU history in overall wins (112) and SEC regular-season wins (63).

In the classroom, more than 240 players earned degrees under Miles and during his tenure, LSU Football's graduation rate ranked as high as No. 2 in the SEC multiple times. As part of LSU's Project Graduation established in 2010, more than 30 players who had left school without a degree returned to earn their college diploma before Miles left in 2016. Nearly 190 LSU players were named to the SEC Academic Honor Roll during Miles' time there.

Miles went to LSU after a four-year tenure as head coach at Oklahoma State. The OSU program he took over in 2001 had registered only one winning season since 1988. The Cowboys went 4-7 his first year, then had three-straight winning seasons (8-5, 9-4, 7-5). He led OSU to three-straight bowl games, a first for the program since 1983-85.

Miles' four-year winning percentage of 57 percent is the best career winning percentage for an OSU coach since 1949. OSU was the only team in the nation to beat Oklahoma twice during Miles' four-year tenure there.

Prior to OSU, Miles spent three years as tight-ends coach with the Dallas Cowboys (one divisional title, two playoff appearances). He went to Dallas after serving as offensive coordinator at OSU for three seasons (8-3, Alamo Bowl berth in 1997).

Miles served two stints (total of 10 seasons) as an assistant coach at Michigan, several of them under legendary head coach Bo Schembechler. During Miles' second tenure there, from 1987-94, Michigan won 71 games, made eight-straight bowl appearances, including four Rose Bowls, and finished no lower than No. 21 in the final Associate Press national rankings.

Between tenures at Michigan, Miles spent four seasons as an assistant coach at the University of Colorado.

Miles graduated from Michigan in 1976 with a degree in economics. He was a two-year football letterman, playing on two Big Ten championship teams. He earned all-state honors in football at Elyria High School in Ohio, where he also earned letters in baseball and wrestling.

Miles' wife, Kathy, was a point guard at Central Michigan University and later an assistant basketball coach at Michigan. They have two daughters, Kathryn (nickname "Smacker"), a former swimmer at Texas and currently a TV sports personality and Macy, a youth softball pitching standout. They also have two sons, Manny, who played for the Jayhawks in 2019 and Ben, who won a high-school football state title in 2015 and is currently a fullback at KU.

## YEAR-BY-YEAR COACHING RECORD

Year	Record	Bowl/Notes
<b>Graduate Assistant // Michigan</b>		
1980	10-2	Rose Bowl Big 10 Champions
1981	9-3	Bluebonnet Bowl Ranked No. 12
<b>Assistant Coach // Colorado</b>		
1982	2-8-1	
1983	4-7	
1984	1-10	
1985	7-5	Freedom Bowl
1986	6-6	Bluebonnet Bowl
<b>Assistant Coach // Michigan</b>		
1987	8-4	Outback Bowl Ranked No. 19
1988	9-2-1	Rose Bowl
		Rose Bowl Champions
1989	10-2	Rose Bowl
		Big 10 Champions
1990	9-3	Gator Bowl
		Gator Bowl Champions
1991	10-2	Rose Bowl
		Big 10 Champions
1992	9-0-3	Rose Bowl
		Rose Bowl Champions
1993	8-4	Outback Bowl
1994	8-4	Holiday Bowl
		Holiday Bowl Champions
<b>Offensive Coordinator // Oklahoma State</b>		
1995	4-8	
1996	5-6	
1997	8-4	Alamo Bowl
<b>Assistant Coach // Dallas Cowboys</b>		
1998	10-6	Divisional Champions
1999	8-8	
2000	5-11	
<b>Head Coach // Oklahoma State</b>		
2001	4-7	
2002	8-5	Houston Bowl
		Houston Bowl Champions
2003	9-4	Cotton Bowl
2004	7-5	Alamo Bowl
<b>Head Coach // LSU</b>		
2005	11-2	Peach Bowl
		Ranked No. 5; SEC West Champions
2006	11-2	Sugar Bowl
		Ranked No. 3; Sugar Bowl Champions
2007	12-2	BCS National Championship
		National Champions; SEC Champions
2008	8-5	Chick-fil-A Bowl
		Chick-fil-A Bowl Champions
2009	9-4	Capital One Bowl
		Ranked No. 17; Capital One Bowl Champions
2010	11-2	Cotton Bowl
		Ranked No. 8; Cotton Bowl Champions
2011	13-1	BCS National Championship
		No. 1 for 11 weeks; SEC Champions
2012	10-3	Chick-fil-A Bowl
		Top 10 throughout regular season
2013	10-3	Outback Bowl
		Outback Bowl Champions
		4th-Straight 10-win Season
2014	8-5	Music City Bowl
2015	9-3	Texas Bowl
2016	2-2	
<b>Head Coach // Kansas</b>		
2019	3-9	

**Record at Kansas: 3-10**

**Career record: 145-65**

## HONORS & AWARDS

- 2007 BCS National Champion
- 2011 AFCA Coach of the Year Award
- 2011 AP Coach of the Year Award
- 2011 Home Depot Coach of the Year Award
- 2011 SEC Coach of the Year
- 2011 Walter Camp Coach of the Year Award
- Louisiana Sports Hall of Fame Inductee
- Nine career Bowl victories in 15 appearances
- Has coached 10 consensus All-Americans
- Two-time SEC Champion, Three-time SEC West Champion
- Holds the best career winning percentage in LSU coaching history (.802)
- Led LSU to its first 12-win season in school history



**RECORD VS. TOP-25**

**OKLAHOMA STATE, 2001 (1-2)**

OPPONENT	OSU RANK	RESULT
#11 Texas	NR	L, 45-17
#25 Colorado	NR	L, 22-19
#4 Oklahoma	NR	W, 16-13

**OKLAHOMA STATE, 2002 (1-3)**

OPPONENT	OSU RANK	RESULT
#23 UCLA	NR	L, 38-24
#2 Texas	NR	L, 17-15
#19 Kansas State	NR	L, 44-9
#3 Oklahoma	NR	W, 38-28

**OKLAHOMA STATE, 2003 (1-2)**

OPPONENT	OSU RANK	RESULT
#22 Kansas State	NR	W, 38-24
#1 Oklahoma	#15	L, 52-9
#11 Texas	#11	L, 55-16

**OKLAHOMA STATE, 2004 (0-3)**

OPPONENT	OSU RANK	RESULT
#2 Oklahoma	#20	L, 38-35
#7 Texas	#19	L, 56-35
#19 Ohio State	NR	L, 33-7

**LSU, 2005 (5-2)**

OPPONENT	LSU RANK	RESULT
at #15 Arizona St.	#5	W, 35-31
#10 Tennessee	#4	L, 30-27 (OT)
#11 Florida	#10	W, 21-17
#17 Auburn	#7	W, 20-17 (OT)
at #3 Alabama	#5	W, 16-13 (OT)
SEC Championship Game • Atlanta • Georgia Dome		
#13 Georgia	#3	L, 34-14
Chick-fil-A Peach Bowl • Atlanta • Georgia Dome		
#10 Miami	#9	W, 40-3

**LSU, 2006 (3-2)**

OPPONENT	LSU RANK	RESULT
at #3 Auburn	#6	L, 7-3
at #5 Florida	#9	L, 23-10
at #8 Tennessee	#13	W, 28-24
at #5 Arkansas	#9	W, 31-26
Sugar Bowl • New Orleans • Superdome		
#11 Notre Dame	#4	W, 41-14

**LSU, 2007 (7-1)**

OPPONENT	LSU RANK	RESULT
#9 Virginia Tech	#2	W, 48-7
#12 South Carolina	#2	W, 28-16
#7 Florida	#1	W, 28-24
at #17 Kentucky	#1	L, 40-37 (OT)
#18 Auburn	#5	W, 30-24
at #17 Alabama	#17	W, 41-34
SEC Championship Game • Atlanta • Georgia Dome		
#14 Tennessee	#5	W, 21-14
BCS National Championship Game • New Orleans • Superdome		
#1 Ohio State	#2	W, 38-24

**LSU, 2008 (2-3)**

OPPONENT	LSU RANK	RESULT
at #9/10 Auburn	#6	W, 26-21
at #11 Florida	#3	L, 51-21
#9 Georgia	#11	L, 52-38
#1 Alabama	#15	L, 27-21 (OT)
Chick-fil-A Bowl • Atlanta • Georgia Dome		
#14 Georgia Tech	NR	W, 38-3

**LSU, 2009 (1-3)**

OPPONENT	LSU RANK	RESULT
at #18/14 Georgia	#4	W, 20-13
#1 Florida	#4	L, 13-3
#3 Alabama	#9	L, 24-15
Capital One Bowl • Orlando, Fla. • Citrus Bowl		
#11/9 Penn State	#13	L, 19-17

**LSU, 2010 (5-2)**

OPPONENT	LSU RANK	RESULT
#18 North Carolina	#21/16	W, 30-24
#22/21 W. Virginia	#15/12	W, 20-14
at #14/12 Florida	#12/9	W, 33-29
at #5 Auburn	#6	L, 24-17
#5 Alabama	#12/11	W, 24-21
at #12 Arkansas	#6	L, 31-23
Cotton Bowl • Arlington, Texas • Cowboys Stadium		
#18 Texas A&M	#11	W, 41-24

**LSU, 2011 (8-1)**

OPPONENT	LSU RANK	RESULT
#3 Oregon	#4	W, 40-27
at #25 Miss. State	#3	W, 19-6
at #16 West Virginia	#2/3	W, 47-21
#17/18 Florida	#1/2	W, 41-11
#19/23 Auburn	#1/2	W, 45-10
#2 Alabama	#1	W, 9-6
#3 Arkansas	#1	W, 41-17
SEC Championship Game • Atlanta • Georgia Dome		
#12/14 Georgia	#1	W, 42-10
BCS National Championship Game • New Orleans • Superdome		
#2 Alabama	#1	L, 21-0

**LSU, 2012 (3-3)**

OPPONENT	LSU RANK	RESULT
#10 Florida	#4	L, 14-6
#3 South Carolina	#9	W, 23-21
#20 Texas A&M	#6	W, 24-19
#1 Alabama	#5	L, 21-17
#22 Mississippi State	#9	W, 37-17
Chick-fil-A Bowl • Atlanta • Georgia Dome		
#14 Clemson	#9	L, 25-24

**LSU, 2013 (3-2)**

OPPONENT	LSU RANK	RESULT
#20 TCU	#12	W, 37-27
#9 Georgia	#6	L, 44-41
#17 Florida	#10	W, 17-6
#1 Alabama	#10	L, 38-17
#9 Texas A&M	#18	W, 34-10

**LSU, 2014 (2-2)**

OPPONENT	LSU RANK	RESULT
#14 Wisconsin	#13	W, 28-24
#5 Auburn	#15	L, 41-7
#3 Ole Miss	#24	W, 10-7
#4 Alabama	#14	L, 20-13 (OT)

**LSU, 2015 (3-2)**

OPPONENT	LSU RANK	RESULT
#25 Mississippi State	#14	W, 21-19
#18 Auburn	#13	W, 45-21
#8 Florida	#6	W, 35-28
#7 Alabama	#4	L, 30-16
#22 Ole Miss	#17	L, 38-17

**KANSAS, 2019 (0-4)**

OPPONENT	LSU RANK	RESULT
#6 Oklahoma	NR	L, 20-45
#22 Kansas State	NR	L, 10-38
#25 Oklahoma State	NR	L, 13-31
#9 Baylor	NR	L, 6-61

**ALL-TIME RECORD AGAINST**

OPPONENT	RECORD
Appalachian State	2-0
Alabama	5-7
Arizona	1-0
Arizona State	1-0
Arkansas	6-5
Auburn	8-4
Baylor	4-1
Boston College	1-0
Clemson	0-1
Coastal Carolina	0-2
Colorado	1-1
Eastern Michigan	1-0
Florida	7-4
Fresno State	1-0
Furman	1-0
Georgia	2-3
Georgia Tech	1-0
Idaho	1-0
Iowa	1-0
Indiana State	1-0
Iowa State	1-2
Jacksonville State	1-0
Kansas	2-0
Kansas State	1-2
Kentucky	3-1
Kent State	1-0
Louisiana-Lafayette	3-0
Louisiana-Monroe	2-0
Louisiana Tech	3-1
McNeese State	1-0
Miami (Fla.)	1-0
Middle Tennessee	1-0
Mississippi State	11-1
Missouri	1-1
Missouri State	1-0
Nebraska	1-1
New Mexico State	1-0
North Carolina	1-0
North Texas	3-0
Northern Iowa	1-0
Northwestern State	2-0
Notre Dame	1-1
Ohio State	1-1
Oklahoma	2-3
Oklahoma State	0-1
Ole Miss	7-5
Oregon	1-0
Penn State	0-1
Sam Houston State	1-0
SMU	3-0
South Carolina	4-0
Southern Miss	1-1
Syracuse	1-0
TCU	0-1
Tennessee	4-1
Texas	0-5
Texas A&M	7-2
Texas Tech	3-3
Towson	1-0
Troy	1-0
Tulane	4-0
Tulsa	1-0
UAB	1-0
UCLA	1-1
Vanderbilt	3-0
Virginia Tech	1-0
Washington	2-0
Wisconsin	1-2
West Virginia	2-1
Western Kentucky	2-0
Wyoming	1-0

**LES MILES BY THE NUMBERS**

**27** POSTSEASON APPEARANCES

**14** BOWL GAME APPEARANCES

**8** BOWL WINS

**1** OF **6**

ACTIVE COLLEGE COACHES WITH A BCS NATIONAL CHAMPIONSHIP



**110** NFL DRAFT SELECTIONS

**23** FIRST ROUND DRAFT PICKS

## COACHING STAFF



### BRENT DEARMON (F)

Offensive Coordinator - Quarterbacks  
Second Season

- Was promoted to Offensive Coordinator - Quarterbacks on Oct. 6, 2019, after previously serving as a senior offensive consultant.
- In his six games at Offensive Coordinator in 2019, the Jayhawks averaged 401.67 yards per game, including three games with 450 or more yards (Texas, Texas Tech, Iowa State).
- Dearmon came to KU fresh off a one-year head coaching stint where he produced the nation's highest-scoring offense at any level in 2018. In his one season leading his alma mater, Bethel University, Dearmon guided the Wildcats to their best season in school history.



### D.J. ELIOT (F)

Defensive Coordinator - Inside Linebackers  
Second Season

- Was hired in December of 2018 as the defensive coordinator of Les Miles' staff at KU. Eliot brings over 20 years of coaching experience in the collegiate rankings, including the last seven as a defensive coordinator.
- Eliot's pedigree includes coaching stops at Florida State, Miami, Colorado and Kentucky, as well as time with proven winners and program builders Jimbo Fisher and Mark Stoops. Additionally, Eliot is among a select group of defensive thought-leaders who regularly clinic around the principles of the 3-4 defense.



### JONATHAN WALLACE (F)

Special Teams Coordinator - Running Backs  
First Season

- Joined Les Miles' staff in February of 2020 after spending the 2019 season at Air Force, where he helped the Falcons to an 11-2 record and a victory in the Cheez-It Bowl.
- Air Force posted a 7-1 record in the Mountain West, a school record for conference wins, and finished the year in the Top 25 national rankings for the first time since 1998. Wallace's tight ends were instrumental in blocking for the FBS' second-ranked rushing offense, while the Falcons led the nation in fewest sacks allowed.
- Worked with Offensive Coordinator Brent Dearmon at Bethel University, where the duo led the Wildcats to a 10-1 record.



### JORDAN PETERSON (B)

Assistant Coach - Safeties  
First Season

- Joined Les Miles' staff in January of 2020. In his 10-year coaching career, he has coached in five bowl games and an appearance in the 2011 Cotton Bowl.
- Previously served as the Defensive Coordinator - Safeties at New Mexico.
- Peterson got his start in coaching as a graduate assistant coach at Texas A&M in 2010 and 2011. That followed a four-year playing career with the Aggies, where he made 81 tackles and broke up 15 passes at safety.



### KWAHN DRAKE (B)

Assistant Coach - Defensive Line  
Second Season

- Enters his second season as an Assistant Coach - Defensive Line for the Jayhawks. In 2019, he coached defensive lineman Jelani Brown to All-Big 12 honorable mention honors.
- Previously worked under Defensive Coordinator D.J. Eliot at Colorado, where he was the defensive line coach.
- In Drake's lone season in Boulder, he coached defensive tackle Mustafa Johnson, who led the Pac-12 in sacks and ranked third in tackles-for-loss.



### JOSHUA EARGLE (B)

Recruiting Coordinator - Tight End  
First Season

- Enters his first season as the Recruiting Coordinator - Tight Ends coach, after joining the Jayhawks as a senior offensive consultant in 2019.
- Prior joining the Kansas staff, Eargle spent the previous three seasons at Austin Peay in a variety of roles, including interim head coach, offensive coordinator, run game coordinator and offensive line coach. Prior to the 2017 season, Austin Peay went from having just one win in four years to finishing with an 8-4 mark, including an 8-1 record in FCS competition.



### CHIDERA UZO-DIRIBE (F)

Assistant Coach - Outside Linebackers  
First Season

- Was promoted to outside linebackers coach by Kansas head coach Les Miles in January 2020, after serving as quality control working with the Kansas defense during the 2019 season.
- Spent the previous three years as a defensive graduate assistant working with the outside linebackers and defensive line from 2016-18 at the University of Colorado under Defensive Coordinator D.J. Eliot.
- Was a four-year letterman at Colorado, where he played defensive end. He finished his career with 118 total tackles, 20 sacks, 31 TFL and 10 forced fumbles.



### CHEVIS JACKSON (F)

Assistant Coach - Cornerbacks  
Second Season

- Enters his second season on Les Miles' staff at Kansas, coaching the KU defensive backs.
- Made an immediate impact upon arriving in Lawrence, guiding Hasan Defense and Mike Lee to All-Big 12 honors in his first season with the Jayhawks.
- Was a four-year letterwinner and a three-year starter at cornerback for Miles at LSU. During his time with the program, the Tigers made two SEC Championship game appearances, winning the title in 2007. Jackson recorded two tackles and returned an interception 34 yards in helping lead LSU to a 38-24 win over Ohio State in the 2008 BCS National Championship game.



### EMMETT JONES (F)

Passing Game Coordinator - Wide Receivers  
Second Season

- Is in his second season on head coach Les Miles' staff at Kansas, and was promoted to passing game coordinator following the 2019 season.
- Coached Andrew Parchment and Stephon Robinson Jr., to all-conference honors in 2019. Additionally, Parchment was the Big 12 Newcomer of the Week following his outing against West Virginia.
- Spent three years (2015-18) at Texas Tech, where he coached wide receivers Dylan Cantrell, Keke Coutee, T.J. Vasher and Jakeem Grant, among others, to record-breaking seasons.



### LUKE MEADOWS (F)

Assistant Coach - Offensive Line  
Second Season

- Joined Les Miles' first coaching staff as the offensive line coach in December of 2018. Meadows came to Kansas with 21 years of collegiate coaching experience.
- Coached offensive lineman Hakeem Adeniji to All-Big 12 First-Team honors in 2019. Adeniji was later selected in the 2019 NFL Draft by the Cincinnati Bengals.
- Arrived in Lawrence after spending the 2017-18 seasons at Eastern Michigan where he served as the offensive line coach and run game coordinator. Meadows overhauled the Eastern Michigan offensive line in 2017 to rank second in the MAC and 28th nationally in the fewest sacks allowed.

NUMERICAL ROSTER

No.	Name	Pos.	Ht.	Wt.	Yr.	Exp.	Hometown (High School/Prev. School)
0	Velton Gardner	RB	5'9"	190	So.	1L	Dallas, Texas (Skyline HS)
1	Kenny Logan Jr.	S	6'0"	195	So.	1L	St. Augustine, Fla. (Menendez HS)
1	Pooka Williams Jr.	RB	5'10"	170	Jr.	2L	New Orleans, La. (Hahnville HS)
2	Lawrence Arnold	WR	6'3"	185	Fr.	HS	DeSoto, Texas (DeSoto HS)
3	Ricky Thomas	S	5'10"	190	Sr.	2L	New Orleans, La. (Dutchtown HS/Blinn CC)
3	Miles Kendrick	QB	5'10"	205	Jr.	SQ	Morgan Hill, Calif. (Valley Christian HS/College of San Mateo)
4	Elijah Jones	CB	6'1"	185	Sr.	1L	Cape Coral, Fla. (North Fort Meyers HS/Ellsworth CC)
4	Andrew Parchment	WR	6'2"	186	Sr.	1L	Fort Lauderdale, Fla. (Cypress Bay HS/Northern Illinois/Iowa Central CC)
5	Gabe Garber	QB	5'11"	190	Fr.	HS	Sabetha, Kan. (Sabetha HS)
5	Stephon Robinson Jr.	WR	5'10"	180	Sr.	2L	Los Angeles, Calif. (Narbonne HS/El Camino JC)
6	Jack Codwell	RB	6'0"	215	Fr.	HS	Pearland, Texas (IMG Academy)
6	Valerian Agbaw Jr.	CB	5'10"	185	Fr.	RS	Powder Springs, Ga. (McEachern HS)
7	Davon Ferguson	S	5'10"	197	Jr.	1L	Baltimore, Md. (St. Vincent Pallotti HS/Hartnell College)
7	Thomas MacVittie	QB	6'5"	225	Sr.	1L	Cincinnati, Ohio (Moeller HS/Pittsburgh/Mesa CC)
8	Kwamie Lassiter II	WR	6'0"	175	Sr.	3L	Chandler, Ariz. (Hamilton HS)
8	Kyle Mayberry	CB	5'10"	180	Sr.	3L	Tulsa, Okla. (Booker T. Washington HS)
9	Karon Prunty	CB	6'1"	185	Fr.	HS	Portsmouth, Va. (I.C. Norcom HS)
10	Tristan Golightly	WR	6'4"	200	Fr.	HS	Mesquite, Texas (Poteet HS)
10	Julian Chandler	S	6'0"	182	Sr.	1L	Houston, Texas (Fort Bend Hightower HS)
11	Johnquai Lewis	CB	6'0"	185	Fr.	HS	Hialeah, Fla. (Champagnat Catholic HS)
11	Ezra Naylor II	WR	6'4"	210	Sr.	SQ	Atlanta, Ga. (North Atlanta HS/Kennesaw State/Iowa Central CC)
12	Torry Locklin	RB	6'2"	210	RFr.	RS	Rockdale, Texas (Rockdale HS)
13	Ra'Mello Dotson	CB	6'1"	170	Fr.	HS	Daytona Beach, Fla. (Mainland HS)
13	Jordan Preston	QB	5'10"	215	RFr.	RS	Lawrence, Kan. (Mill Valley HS)
14	Steven Parker	LB	6'4"	225	RFr.	RS	Dallas, Texas (South Oak Cliff HS)
14	Jordan Medley	QB	6'2"	210	Fr.	HS	Kannapolis, N.C. (A.L. Brown HS)
15	Kyron Johnson	LB	6'1"	230	Sr.	3L	Arlington, Texas (Lamar HS)
15	Miles Fallin	QB	6'6"	225	Jr.	1L	Canyon Country, Calif. (Canyon HS)
16	Takulve Williams	WR	6'0"	200	Jr.	2L	New Orleans, La. (St. Augustine HS)
17	Jalon Daniels	QB	6'0"	200	Fr.	HS	Lawndale, Calif. (Lawndale HS)
17	Corione Harris	CB	6'1"	180	Jr.	2L	New Orleans, La. (Landry-Walker HS)=
18	Jordan Brown	WR	5'11"	180	Fr.	HS	Grand Prairie, Texas (DeSoto HS)
18	Denzel Feaster	LB	6'3"	225	Sr.	3L	Austin, Texas (Manor HS)
19	Steven McBride	WR	6'0"	160	Fr.	HS	Napoleonville, La. (East Ascension HS)
19	Gavin Potter	LB	6'2"	215	So.	1L	Broken Arrow, Okla. (Broken Arrow HS)
20	Donovan Gaines	CB	5'10"	175	Fr.	HS	Moore, Okla. (Southmoore HS)
20	Daniel Hishaw Jr.	RB	5'10"	200	Fr.	HS	Moore, Okla. (Moore HS)
22	Rob Fiorentino	RB	5'10"	200	So.	1L	Somerville, N.J. (Somerville HS)
22	Duece Mayberry	CB	6'0"	185	Fr.	HS	Tulsa, Okla. (Owasso HS)
23	Alonso Person	LB	6'3"	200	Fr.	HS	Harbor City, Calif. (Narbonne HS)
23	Amauri Pesek-Hickson	RB	6'0"	235	Fr.	HS	Olathe, Kan. (Blue Valley North HS)
24	Malik Johnson	WR	5'9"	180	Fr.	HS	The Woodlands, Texas (The Woodlands HS)
24	Reis Vernon	P	6'2"	190	Fr.	HS	Bixby, Okla. (Bixby HS)
25	David Carter	CB	6'2"	175	Jr.	TR	Ocean Springs, Miss. (Ocean Springs HS/Mississippi Gulf Coast CC)
25	Gayflor Flomo	RB	5'9"	200	Jr.	1L	Fridley, Minn. (Totino Grace HS)
26	Cody McNerney	S	6'1"	213	So.	SQ	Wichita, Kan. (Wichita Collegiate HS)
27	Kyler Pearson	WR	5'8"	170	Fr.	HS	Tulsa, Okla. (Union HS)
28	Taiwan Berryhill	LB	6'2"	200	Fr.	HS	New Orleans, La. (St. Augustine HS)
29	Ben Miles	FB	6'1"	242	Jr.	1L	Baton Rouge, La. (Catholic HS)
30	Cooper Root	LB	6'3"	236	Jr.	2L	Wichita, Kan. (Wichita Collegiate HS)
32	Dylan Downing	LB	6'1"	230	RFr.	RS	Kansas City, Kan. (Bishop Miege HS)
33	Spencer Roe	FB	6'3"	255	So.	1L	Lawrence, Kan. (Lawrence Free State HS)
34	Will Huggins	TE	6'7"	242	Fr.	HS	Lenexa, Kan. (Shawnee Mission South HS)
34	Nate Betts	S	6'1"	186	RSr.	RS	Kerens, Texas (Kerens HS/Blinn JC)
35	Nick Caudle	S	6'0"	194	Jr.	2L	Atchison, Kan. (Maur Hill HS)
36	Lawrence Shadd III	CB	6'1"	195	RFr.	RS	Atlanta, Ga. (McEachern HS)
37	Hayden Hatcher	LB	6'3"	230	Jr.	1L	Council Bluffs, Iowa (Lewis Central HS)
38	Clinton Anokwuru	DL	6'3"	235	Fr.	HS	Richmond, Texas (Fort Bend Bush HS)
39	Ryan Malbrough	S	6'1"	196	So.	SQ	Cecilia, La. (Cecilia HS)
40	Dru Prox	LB	6'1"	215	Sr.	2L	Kaufman, Texas (Kaufman HS)
41	Nick Channel	S	6'0"	220	So.	SQ	Wichita, Kan. (Kapaun Mt. Carmel HS)
43	Jay Dineen	LB	6'2"	225	Jr.	2L	Lawrence, Kan. (Free State HS)
44	Tabor Allen	K	6'1"	185	Fr.	HS	Mansfield, Texas (Mansfield Lakeridge HS)
45	Trevor Kardell	TE	6'5"	225	Fr.	HS	Lee's Summit, Mo. (Lee's Summit West HS)
45	Tyler Stottle	S	6'0"	180	RFr.	RS	Prairie Village, Kan. (Shawnee Mission East HS)
46	Sam Schroeder	FB	6'0"	250	Jr.	1L	Wichita, Kan. (Trinity Academy)
46	Liam Jones	K	5'10"	180	Sr.	3L	Choctaw, Okla. (Choctaw HS)
47	Jared Casey	FB	6'0"	235	Fr.	HS	Plainville, Kan. (Plainville HS)
49	Krishawn Brown	LB	6'1"	200	Fr.	HS	Tulsa, Okla. (Booker T. Washington HS)
50	Marcus Harris	DL	6'2"	270	RFr.	RS	Montgomery, Ala. (Park Crossing HS)
51	Jack Stallard	DL	6'3"	245	RFr.	RS	Overland Park, Kan. (Blue Valley North HS)

ALPHABETICAL ROSTER

No.	NAME	POS.
<b>A</b>		
55	Armaj Adams-Reed	OL
6	Valerian Agbaw Jr.	CB
44	Tabor Allen	K
38	Clinton Anokwuru	DL
91	Jelani Arnold	DL
2	Lawrence Arnold	WR
<b>B</b>		
28	Taiwan Berryhill	LB
34	Nate Betts	S
96	Zack Biddison	DL
83	Jacob Borcila	K
68	Earl Bostick Jr.	OL
18	Jordan Brown	WR
49	Krishawn Brown	LB
91	Cole Brungardt	K
93	Sam Burt	DL
<b>C</b>		
77	Bryce Cabeldue	OL
97	Kenean Caldwell	DL
25	David Carter	CB
47	Jared Casey	FB
35	Nick Caudle	S
10	Julian Chandler	S
41	Nick Channel	LB
61	Malik Clark	OL
6	Jack Codwell	RB
86	Mac Copeland	TE
<b>D</b>		
17	Jalon Daniels	QB
43	Jay Dineen	LB
13	Ra'Mello Dotson	CB
32	Dylan Downing	LB
57	Emory Duggar	LS
<b>F</b>		
89	Mason Fairchild	TE
15	Miles Fallin	QB
18	Denzel Feaster	LB
7	Davon Ferguson	S
22	Rob Fiorentino	RB
25	Gayflor Flomo	RB
<b>G</b>		
92	Donovan Gagen	P/K
20	Donovan Gaines	CB
5	Gabe Garber	QB
0	Velton Gardner	RB
79	Joseph Gilbertson	OL
10	Tristan Golightly	WR
80	Luke Grimm	WR
<b>H</b>		
17	Corione Harris	CB
50	Marcus Harris	DL
37	Hayden Hatcher	LB
20	Daniel Hishaw Jr.	RB
88	Jamahl Horne	WR
34	Will Huggins	TE
76	Chris Hughes	OL
<b>J</b>		
15	Kyron Johnson	LB
24	Malik Johnson	WR
4	Elijah Jones	CB
62	Garrett Jones	OL
46	Liam Jones	K
<b>K</b>		
45	Trevor Kardell	TE
85	Hunter Kaufman	WR
3	Miles Kendrick	QB
67	Logan Klusman	LS
69	Joe Krause	OL
<b>L</b>		
8	Kwamie Lassiter II	WR
99	Malcolm Lee	DL
11	Johnquai Lewis	CB





**NUMERICAL ROSTER**

No.	Name	Pos.	Ht.	Wt.	Yr.	Exp.	Hometown (High School/Prev. School)
53	Caleb Taylor	DL	6'2"	260	Fr.	HS	Kansas City, Mo. (Staley HS)
55	Armaj Adams-Reed	OL	6'5"	350	Fr.	HS	DeSoto, Texas (DeSoto HS)
57	Emory Duggar	LS	6'2"	225	Fr.	HS	Baton Rouge, La. (Catholic HS)
58	Api Mane	OL	6'3"	327	Sr.	1L	East Palo Alto, Calif. (Menlo-Atherton HS/College of San Mateo)
59	Jack Murphy	OL	6'9"	275	So.	SQ	Kansas City, Mo. (Rockhurst HS)
61	Malik Clark	OL	6'4"	315	Sr.	3L	New Orleans, La. (Warren Easton HS)
62	Garrett Jones	OL	6'2"	300	Fr.	HS	Berrien Springs, Mich. (Berrien Springs HS)
64	Jalan Robinson	OL	6'4"	300	So.	SQ	Lawrence, Kan. (Free State HS)
66	Danny Robinson	OL	6'5"	290	Fr.	HS	Overland Park, Kan. (Blue Valley Northwest HS)
67	Logan Klusman	LS	6'1"	235	Sr.	3L	Lafayette, La. (St. Thomas More HS)
68	Earl Bostick Jr.	OL	6'6"	290	RJr.	2L	Barnwell, S.C. (Barnwell HS)
69	Joe Krause	OL	6'3"	290	RFr.	RS	Prairie Village, Kan. (Shawnee Mission East HS)
70	Nick Williams	OL	6'8"	290	So.	SQ	Overland, Mo. (Ritenour HS)
71	Jacobi Lott	OL	6'4"	320	So.	1L	Amarillo, Texas (Tascosa HS)
72	Adagio Lopeti	OL	6'4"	310	Sr.	1L	East Palo Alto, Calif. (Woodside HS/College of San Mateo)
73	Jack Werner	OL	6'2"	280	RFr.	RS	Cedar Rapids, Iowa (Washington HS)
74	Jackson Satterwhite	OL	6'5"	285	Fr.	HS	Miami, Okla. (Miami HS)
76	Chris Hughes	OL	6'4"	315	Sr.	3L	Harker Heights, Texas (Harker Heights HS)
77	Bryce Cabeldue	OL	6'6"	245	Fr.	HS	Clovis, N.M. (Clovis HS)
78	Nicholas Martinez	OL	6'5"	285	Fr.	HS	Anaheim, Calif. (Servite HS)
79	Joseph Gilbertson	OL	6'4"	290	Jr.	1L	Wichita, Kan. (Wichita Northwest HS)
80	Luke Grimm	WR	6'0"	170	Fr.	HS	Raymore, Mo. (Raymore-Peculiar HS)
80	Kyle Thompson	P	6'4"	222	Sr.	2L	El Cajon, Calif. (Christian HS)
81	Kameron McQueen	WR	6'0"	195	Sr.	3L	Tulsa, Okla. (Union HS)
82	James Sosinski	TE	6'7"	260	RSr.	2L	Chandler, Ariz. (Hamilton HS/UMass/South Mountain CC)
83	Jacob Borcila	K	6'2"	177	RFr.	RS	Westerville, Ohio (Westerville Central HS)
83	Quentin Skinner	WR	6'4"	165	Fr.	HS	Claremore, Okla. (Claremore HS)
84	Jack Parks	TE	6'5"	237	So.	SQ	Olathe, Kan. (Olathe Northwest HS)
85	Hunter Kaufman	WR	5'11"	187	Jr.	2L	Pratt, Kan. (Pratt HS)
86	Mac Copeland	TE	6'4"	255	So.	SQ	Wichita, Kan. (Wichita Collegiate HS)
87	Jack Luavasa	TE	6'3"	250	Sr.	2L	San Francisco, Calif. (Riordan HS/Snow College)
88	Jamahl Horne	WR	5'10"	180	So.	1L	Miami, Fla. (Sunset HS)
89	Mason Fairchild	TE	6'5"	250	So.	1L	Andale, Kan. (Andale HS)
90	Jereme Robinson	DL	6'3"	265	Fr.	HS	Montgomery, Ala. (Carver HS)
91	Jelani Arnold	DL	6'2"	270	Jr.	1L	Irving, Texas (MacArthur HS)
91	Cole Brungardt	K	6'6"	220	Jr.	SQ	Lawrence, Kan. (Lawrence HS)
92	Donovan Gagen	P/K	5'11"	185	Sr.	2L	Belleville, Ill. (Althoff Catholic HS/Hutchinson CC)
93	Sam Burt	DL	6'4"	293	Sr.	3L	Abilene, Kan. (Abilene HS)
95	DaJon Terry	DL	6'4"	345	RFr.	RS	Meridian, Miss. (Meridian HS)
96	Zack Biddison	DL	6'2"	232	Jr.	SQ	Overland Park, Kan. (Olathe East HS)
97	Kenean Caldwell	DL	6'2"	295	Fr.	HS	Oak Grove, La. (Oak Grove HS)
98	Caleb Sampson	DL	6'3"	280	Jr.	1L	Saint Rose, La. (Northlake Christian HS/Coahoma CC)
99	Malcolm Lee	DL	6'5"	285	Jr.	1L	Omaha, Neb. (Bellevue West HS/Iowa Western CC)

**ALPHABETICAL ROSTER**

12	Torry Locklin	QB
1	Kenny Logan Jr.	S
72	Adagio Lopeti	OL
87	Jack Luavasa	TE
<b>M</b>		
7	Thomas MacVittie	QB
39	Ryan Malbrough	S
58	Api Mane	OL
78	Nicholas Martinez	OL
8	Kyle Mayberry	CB
22	Duce Mayberry	CB
19	Steven McBride	WR
26	Cody Mc Nerney	
81	Kameron McQueen	WR
14	Jordan Medley	QB
29	Ben Miles	FB
59	Jack Murphy	OL
<b>N</b>		
11	Ezra Naylor II	WR
<b>P</b>		
4	Andrew Parchment	WR
14	Steven Parker	LB
84	Jack Parks	TE
27	Kyler Pearson	WR
23	Alonso Person	LB
23	Amauri Pesek-Hickson	RB
19	Gavin Potter	LB
13	Jordan Preston	QB
40	Dru Prox	LB
9	Karon Prunty	CB
<b>R</b>		
66	Danny Robinson	OL
64	Jalan Robinson	OL
90	Jereme Robinson	DL
5	Stephon Robinson Jr.	WR
33	Spencer Roe	FB
30	Cooper Root	LB
<b>S</b>		
98	Caleb Sampson	DL
77	Jackson Satterwhite	OL
46	Sam Schroeder	FB
36	Lawrence Shadd III	CB
83	Quentin Skinner	WR
82	James Sosinski	TE
51	Jack Stallard	DL
45	Tyler Stottle	LB
<b>T</b>		
53	Caleb Taylor	DL
95	DaJon Terry	DL
3	Ricky Thomas	S
80	Kyle Thompson	P
<b>V</b>		
24	Reis Vernon	P
<b>W</b>		
73	Jack Werner	OL
70	Nick Williams	OL
1	Pooka Williams Jr.	RB
16	Takulve Williams	WR

**PRONUNCIATION GUIDE**

NO.	NAME	PRONUNCIATION	NO.	NAME	PRONUNCIATION
5	STEPHON Robinson	Steph-ON	49	KRISHAWN Brown	KRIH-Shawn
7	DAVON Ferguson	DAY-VON	55	ARMAJ Adams-Reed	AR-Mahj
7	Thomas MACVITTIE	MACK-Vittie	57	Emory DUGGAR	DUE-GAR
11	JOHNQUAI Lewis	John-QUAY	58	API MANE	AH-pee MAH-NAY
17	CORIONE Harris	Core-ee-on	64	JALAN Robinson	JAY-len
15	Miles FALLIN	FOUL-in	67	Logan KLUSMAN	KLUSS-man
16	TAKULVE Williams	tuh-KUHL-vay	72	ADAGIO LOPETI	uh-DAJ-ee LOW-pet-ee
20	Daniel HISHAW	HIGH-shaw	83	Jacob BORCILA	bore-CHILLA
38	Clinton ANOKWURU	Ah-NOK-Woo-Ru	87	Jack LUAVASA	lew-uh-voss-uh
39	Ryan MALBROUGH	MOWL-bro	91	Cole BRUNGARDT	BRUN-guard
35	Nick CAUDLE	COD-ull	92	Donovan GAGEN	GAY-gun
43	Jay DINEEN	duh-NEEN	95	DAJON Terry	DAY-zahn
46	LIAM Jones	LEE-um	97	KENEAN Caldwell	KEE-NEN
46	Sam SCHROEDER	sh-RAID-er			



GAME 2 DEPTH CHART

Depth chart compiled by the Kansas football athletics communications office.

OFFENSE

<b>LT</b>	61	Malik Clark (6-4, 315, Sr.-3L)
	64	Jalan Robinson (6-4, 300, So.-SQ)
<b>LG</b>	71	Jacobi Lott (6-4, 320, So.-1L)
	73	Jack Werner (6-2, 280, RS-Fr.)
<b>C</b>	58	Api Mane (6-3, 327, Sr.-1L)
	62	Garrett Jones (6-2, 300, Fr.-HS)
<b>RG</b>	76	Chris Hughes (6-3, 315, Sr.-3L)
	72	Adagio Lopeti (6-4, 310, Sr.-1L)
<b>RT</b>	68	Earl Bostick Jr. (6-6, 290, RS-Jr.-2L)
	77	Bryce Cabeldue (6-6, 245, Fr.-HS)
<b>TE</b>	87	Jack Luavasa (6-3, 250, Sr.-2L)
	89	Mason Fairchild (6-5, 250, So.-1L)
<b>FB</b>	29	Ben Miles (6-1, 242, Jr.-1L)
	33	Spencer Roe (6-3, 255, So.-1L)
<b>RB</b>	1	Pooka Williams Jr. (5-10, 170, Jr.-2L)
	0	Velton Gardner (5-9, 190, So.-1L)
<b>QB</b>	7	Thomas MacVittie (6-5, 225, Sr.-1L)
<b>OR</b>	3	Miles Kendrick (5-10, 205, Jr.-SQ)
<b>Z</b>	4	Andrew Parchment (6-2, 180, Sr.-1L)
	19	Steven McBride (6-0, 160, Fr.-HS)
<b>X</b>	8	Kwamie Lassiter II (6-0, 175, Sr.-2L)
	2	Lawrence Arnold (6-3, 185, Fr.-HS)
<b>H</b>	5	Stephon Robinson Jr. (5-10, 180, Sr.-2L)
	16	Takulve Williams (6-0, 200, Jr.-2L)

DEFENSE

<b>DE</b>	99	Malcolm Lee (6-5, 285, Jr.-1L)
	50	Marcus Harris (6-2, 270, RS-Fr.)
<b>NT</b>	93	Sam Burt (6-4, 293, Jr.-2L)
	95	Dajon Terry (6-4, 345, RS-Fr.)
<b>DE</b>	98	Caleb Sampson (6-3, 280, Jr.-1L)
	90	Jereme Robinson (6-3, 265, Fr.-HS)
<b>JACK</b>	14	Steven Parker (6-4, 225, RS-Fr.)
	37	Hayden Hatcher (6-3, 230, Jr.-1L)
<b>SAM</b>	15	Kyron Johnson (6-1, 230, Sr.-3L)
	23	Alonso Person (6-3, 200, Fr.-HS)
<b>WILL</b>	40	Dru Prox (6-1, 215, Jr.-2L)
	19	Gavin Potter (6-2, 215, So.-1L)
<b>MIKE</b>	18	Denzel Feaster (6-2, 225, Sr.-3L)
	43	Jay Dineen (6-2, 225, Jr.-2L)
<b>HAWK</b>	34	Nate Betts (6-1, 186, RS-Sr.)
	10	Julian Chandler (6-0, 182, Sr.-1L)
<b>CB</b>	8	Kyle Mayberry (5-10, 180, Sr.-3L)
	22	Duece Mayberry (6-0, 185, Fr.-HS)
<b>FS</b>	3	Ricky Thomas (5-10, 180, Sr.-2L)
	11	Johnquai Lewis (6-0, 185, Fr.-HS)
<b>BS</b>	7	Davon Ferguson (5-10, 197, Jr.-1L)
	1	Kenny Logan Jr. (6-0, 195, So.-1L)
<b>CB</b>	9	Karon Prunty (6-1, 185, Fr.-HS)
	4	Elijah Jones (6-1, 185, Sr.-1L)

SPECIAL TEAMS






<b>KO</b>	46	Liam Jones (5-10, 180, Sr.-3L)
<b>PK</b>	46	Liam Jones (5-10, 180, Sr.-3L)
<b>OR</b>	83	Jacob Borcila (6-2, 177, RS-Fr.)
<b>P</b>	80	Kyle Thompson (6-4, 222, Sr.-2L)
	92	Donovan Gagen (5-11, 185, Sr.-2L)
<b>LS</b>	67	Logan Klusman (6-1, 235, Sr.-3L)
	60	Luke Hosford (6-2, 225, RS-Fr.)

<b>PR</b>	8	Kwamie Lassiter II (6-0, 175, Sr.-2L)
<b>OR</b>	1	Kenny Logan Jr. (6-0, 195, So.-1L)
<b>KR</b>	88	Jamahl Horne (5-10, 180, So.-1L)
<b>OR</b>	1	Kenny Logan Jr. (6-0, 195, So.-1L)
<b>HOLD</b>	92	Donovan Gagen (5-11, 185, Jr.-2L)
















LT		<b>61   MALIK CLARK</b> 6-4, 315, Sr.-3L New Orleans, La.   Warren Easton HS	<ul style="list-style-type: none"> <li>• <b>2020:</b> Started the season-opener against Coastal Carolina at left tackle</li> <li>• Has started 23 games in his career, including 11 in 2019 and 2018. Also played in 2 games in 2016</li> <li>• Preseason All-Big 12 Fourth Team (Athlon)</li> </ul>	<b>Year</b>	<b>GP/GS</b>					
				2020	1/1					
				Career	26/23					
		<b>64   JALAN ROBINSON</b> 6-4, 300, So.-SQ Lawrence, Kan.   Free State HS	<ul style="list-style-type: none"> <li>• <b>2020:</b> Has not seen any action</li> <li>• Played high school ball in Lawrence under head coach Bob Lister</li> <li>• Redshirted his freshman year at KU (2018)</li> </ul>							Has not recorded statistics.
LG		<b>71   JACOBI LOTT</b> 6-4, 320, So.-1L Amarillo, Texas   Tascosa HS	<ul style="list-style-type: none"> <li>• <b>2020:</b> Started the season-opener against Coastal Carolina at left guard</li> <li>• Relative of Ronnie Lott, former USC Trojan and 14-year NFL veteran and four-time Super Bowl Champion</li> <li>• Started his first career game against Baylor. Appeared in 7 games in 2019</li> </ul>	<b>Year</b>	<b>GP/GS</b>					
				2020	1/1					
				Career	8/2					
		<b>73   JACK WERNER</b> 6-2, 280, Fr.-RS Cedar Rapids, Iowa   Washington HS	<ul style="list-style-type: none"> <li>• <b>2019:</b> Did not see any action</li> </ul>							Has not recorded statistics.
C		<b>58   API MANE</b> 6-3, 327, Sr.-1L East Palo Alto, Calif.   Menlo-Atherton HS	<ul style="list-style-type: none"> <li>• <b>2020:</b> Played at center in the season-opener against Coastal Carolina</li> <li>• Started 2 games in 2019, while appearing in all 12</li> <li>• Named to the Wuerrffel Trophy Preseason Watch List this year</li> </ul>	<b>Year</b>	<b>GP/GS</b>					
				2020	1/--					
				Career	16/2					
		<b>62   GARRETT JONES</b> 6-2, 300, Fr.-HS Berrien Springs, Mich.   Berrien Springs HS	<ul style="list-style-type: none"> <li>• <b>HS:</b> Earned a three star rating by Rivals, ESPN and 247 Sports</li> <li>• Helped lead the Shamrocks to four-straight conference titles and one District 5 victory</li> <li>• Played for head coach Bill Bergan at Berrien Springs HS</li> </ul>							Has not recorded statistics.
RG		<b>76   CHRIS HUGHES</b> 6-3, 315, Sr.-3L Harker Heights, Texas   Harker Heights HS	<ul style="list-style-type: none"> <li>• <b>2020:</b> Started the season-opener at right guard against Coastal Carolina</li> <li>• Named to the Wuerrffel Trophy Preseason Watch List this year</li> <li>• Started 8 games in 2019, playing in all 12 games in 2019</li> </ul>	<b>Year</b>	<b>GP/GS</b>					
				2020	1/1					
				Career	35/19					
		<b>72   ADAGIO LOPETI</b> 6-4, 310, Sr.-1L East Palo Alto, Calif.   Woodside HS	<ul style="list-style-type: none"> <li>• <b>2020:</b> Got the start at center against Coastal Carolina in the season-opener</li> <li>• Started 4 games in 2019, playing in all 12 games</li> <li>• Redshirted the 2018 season as a junior</li> </ul>	<b>Year</b>	<b>GP/GS</b>					
				2020	1/1					
				Career	13/5					
RT		<b>68   EARL BOSTICK JR.</b> 6-6, 290, RS-Jr.-2L Barnwell, S.C.   Barnwell HS	<ul style="list-style-type: none"> <li>• <b>2020:</b> Started the season-opener at right tackle for the Jayhawks</li> <li>• Transitioned to the offensive line from tight end, where he started four games as a freshman (2017)</li> <li>• Scored his first-career touchdown against Texas (2017) when playing tight end</li> </ul>	<b>Year</b>	<b>GP/GS</b>					
				2020	1/1					
				Career	26/5					
		<b>77   BRYCE CABELDUE</b> 6-6, 245, Fr.-HS Clovis, N.M.   Clovis HS	<ul style="list-style-type: none"> <li>• <b>HS:</b> Earned All-State First Team honors on offense as a senior</li> <li>• Helped lead the Wildcats to the district championship in 2019</li> <li>• Coached by head coach Cal Fullerton at Clovis HS</li> </ul>							Has not recorded statistics.
TE		<b>87   JACK LUAVASA</b> 6-3, 250, Sr.-2L San Francisco, Calif.   Riordan HS	<ul style="list-style-type: none"> <li>• <b>2019:</b> Started 6 games, appeared in all 12. Scored his first-career touchdown at Boston College</li> <li>• Has started in 7 career games, while appearing in 24. Spent freshman season at Snow College (Utah)</li> <li>• Named to Big 12 Commissioner's Honor Roll and Athletic Director's Honor Roll (spring 2019)</li> </ul>	<b>Year</b>	<b>Rec.</b>	<b>Yds.</b>	<b>Avg.</b>	<b>TD</b>	<b>Long</b>	
				2019	6	46	7.7	1	19	
				Career	6	46	7.7	1	19	
		<b>89   MASON FAIRCHILD</b> 6-5, 250, So.-1L Andale, Kan.   Andale HS	<ul style="list-style-type: none"> <li>• <b>2020:</b> Played in the Jayhawks' season-opener, but did not record any statistics</li> <li>• First-career reception came against Boston College, gaining 9 yards</li> <li>• Started 2 games as a freshman, appearing in 11</li> </ul>	<b>Year</b>	<b>Rec.</b>	<b>Yds.</b>	<b>Avg.</b>	<b>TD</b>	<b>Long</b>	
				2019	2	32	16.0	0	23	
				Career	2	32	16.0	0	23	
FB		<b>29   BEN MILES</b> 6-1, 242, Jr.-1L Baton Rouge, La.   Catholic HS	<ul style="list-style-type: none"> <li>• <b>2020:</b> Started the season-opener against Coastal Carolina at fullback, did not record any stats</li> <li>• Started 8 games, while appearing in all 12 in his first season in Lawrence</li> <li>• Honorable Mention All-Big 12 in 2019</li> </ul>	<b>Year</b>	<b>Att.</b>	<b>Yds.</b>	<b>Avg.</b>	<b>TD</b>	<b>Long</b>	
				2019	3	4	1.3	0	1	
				Career	3	4	1.3	0	1	
		<b>33   SPENCER ROE</b> 6-3, 255, So.-1L Lawrence, Kan.   Lawrence Free State HS	<ul style="list-style-type: none"> <li>• <b>2019:</b> Appeared in 9 games, caught his first-career touchdown against Iowa State</li> <li>• Big 12 Commissioner's Honor Roll and Athletic Director's Honor Roll (spring 2019)</li> <li>• Redshirted his freshman year at KU (2018)</li> </ul>	<b>Year</b>	<b>Rec.</b>	<b>Yds.</b>	<b>Avg.</b>	<b>TD</b>	<b>Long</b>	
				2019	1	2	2.0	1	2	
				Career	1	2	2.0	1	2	
RB		<b>1   POOKA WILLIAMS JR.</b> 5-10, 170, Jr.-2L New Orleans, La.   Hahnville HS	<ul style="list-style-type: none"> <li>• <b>2020:</b> Carried 12 times for 67 yards in the season-opener against Coastal Carolina</li> <li>• The first Jayhawk to rush for 2,000 or more yards in his first two seasons since Gale Sayers</li> <li>• The fourth Jayhawk to rush for 1,000 or more yards in multiple seasons, the second to do it in consecutive seasons</li> </ul>	<b>Year</b>	<b>Att.</b>	<b>Yds.</b>	<b>Avg.</b>	<b>TD</b>	<b>Long</b>	
				2020	12	67	5.6	0	12	
				Career	376	2,253	6.0	10	72	
		<b>0   VELTON GARDNER</b> 5-9, 190, So.-1L Dallas, Texas   Skyline HS	<ul style="list-style-type: none"> <li>• <b>2020:</b> Broke off a career-long 61 yard touchdown in the season-opener</li> <li>• Scored his first-career touchdown at TCU on a 45-yard carry in 2019</li> <li>• Played a vital role in the KU backfield as a freshman, appearing in 10 games, starting 1 (Texas Tech)</li> </ul>	<b>Year</b>	<b>Att.</b>	<b>Yds.</b>	<b>Avg.</b>	<b>TD</b>	<b>Long</b>	
				2020	11	81	7.4	1	61	
				Career	37	219	5.9	3	61	
QB		<b>3   MILES KENDRICK</b> 5-10, 205, Jr.-SQ Morgan Hill, Calif.   Valley Christian HS	<ul style="list-style-type: none"> <li>• <b>2020:</b> Saw action in the season-opener, throwing for 156 yards and 2 touchdowns</li> <li>• Saw action in four games in 2018, before taking a redshirt. Spent freshman year at College of San Mateo</li> <li>• Big 12 Commissioner's Honor Roll and Athletic Director's Honor Roll (spring 2018, 2019)</li> </ul>	<b>Year</b>	<b>Cmp./Att.</b>	<b>Pct.</b>	<b>Yds.</b>	<b>TD/Int.</b>		
				2020	15/24	62.5	156	2/1		
				Career	26/43	60.5	256	3/1		
		<b>7   THOMAS MACVITTIE</b> 6-5, 225, Sr.-1L Cincinnati, Ohio   Moeller HS	<ul style="list-style-type: none"> <li>• <b>2020:</b> Made his first-career start against Coastal Carolina, but left in the second half due to injury</li> <li>• Spent 2016-17 at Pitt, before transferring to Mesa Community College (2018) and then to KU</li> <li>• Rated the nation's No. 8 pro-style quarterback by 247Sports out of HS. Father, Thomas, played at Penn</li> </ul>	<b>Year</b>	<b>Cmp./Att.</b>	<b>Pct.</b>	<b>Yds.</b>	<b>TD/Int.</b>		
				2020	5/9	55.6	20	0/1		
				Career	5/10	50.0	20	0/2		
Z		<b>4   ANDREW PARCHMENT</b> 6-2, 186, Sr.-1L Fort Lauderdale, Fla.   Cypress Bay HS	<ul style="list-style-type: none"> <li>• <b>2020:</b> Started the season-opener at wide receiver. Recorded 6 catches for 54 yards and 1 touchdown</li> <li>• His 831 receiving yards in 2019 are the 13th most in KU single-season history</li> <li>• Named to the Preseason All-Big 12 First Team and Biletnikoff Award Preseason Watch List</li> </ul>	<b>Year</b>	<b>Rec.</b>	<b>Yds.</b>	<b>Avg.</b>	<b>TD</b>	<b>Long</b>	
				2020	6	54	9.0	1	14	
				Career	71	885	12.5	8	75	
		<b>19   STEVEN MCBRIDE</b> 6-0, 160, Fr.-HS Napoleonville, La.   East Ascension HS	<ul style="list-style-type: none"> <li>• <b>HS:</b> Rated a three star prospect by Rivals, 247 Sports and ESPN</li> <li>• The No. 52-ranked player in the state of Louisiana according to 247 Sports</li> <li>• Cousin of Tramon Williams, cornerback for the Green Bay Packers</li> </ul>							Has not recorded statistics.
X		<b>8   KWAMIE LASSITER II</b> 6-0, 175, Sr.-2L Chandler, Ariz.   Hamilton HS	<ul style="list-style-type: none"> <li>• <b>2020:</b> Started the season-opener, catching 5 passes for 63 yards and a touchdown</li> <li>• In 2019, he set a game-high in catches (7) and yards (95) against Texas Tech on Homecoming</li> <li>• Son of the late Kwamie Lassiter, who played at KU from 1992-94. Also played in the NFL from 1995-2004</li> </ul>	<b>Year</b>	<b>Rec.</b>	<b>Yds.</b>	<b>Avg.</b>	<b>TD</b>	<b>Long</b>	
				2020	5	63	12.6	1	37	
				Career	51	502	9.8	3	37	
		<b>2   LAWRENCE ARNOLD</b> 6-3, 185, Fr.-HS DeSoto, Texas   DeSoto HS	<ul style="list-style-type: none"> <li>• <b>2020:</b> Made his collegiate debut against Coastal Carolina. Caught 2 passes for 18 yards</li> <li>• Was the No. 43 prospect out of the Lone Star State, according to the Dallas Morning News</li> <li>• In his senior season he recorded 53 receptions for 877 receiving yards, with 15 receiving touchdowns</li> </ul>	<b>Year</b>	<b>Rec.</b>	<b>Yds.</b>	<b>Avg.</b>	<b>TD</b>	<b>Long</b>	
				2020	2	18	9.0	0	13	
				Career	2	18	9.0	0	13	
H		<b>5   STEPHON ROBINSON JR.</b> 5-10, 180, Sr.-2L Los Angeles, Calif.   Narbonne HS	<ul style="list-style-type: none"> <li>• <b>2019:</b> Started in 11 games and played in all 12. Caught 45 passes for 727 yards and 8 touchdowns</li> <li>• His 8 touchdowns are tied for fourth most in KU single-season history and most since 2009</li> <li>• Caught six TD's in 2019 in a three game span (Oklahoma, Texas, Texas Tech) the most in the NCAA over that span</li> </ul>	<b>Year</b>	<b>Rec.</b>	<b>Yds.</b>	<b>Avg.</b>	<b>TD</b>	<b>Long</b>	
				2019	45	727	16.2	8	65	
				Career	75	1,057	14.5	9	65	
		<b>16   TAKULVE WILLIAMS</b> 6-0, 200, Jr.-2L New Orleans, La.   St. Augustine HS	<ul style="list-style-type: none"> <li>• <b>2020:</b> Started the season-opener against Coastal Carolina. Recorded a team-high 7 catches</li> <li>• Appeared in 10 games as a sophomore. Caught his first-career touchdown at Texas</li> <li>• Played in 10 games as a redshirt freshman in 2018, catching 5 passes for 39 yards</li> </ul>	<b>Year</b>	<b>Rec.</b>	<b>Yds.</b>	<b>Avg.</b>	<b>TD</b>	<b>Long</b>	
				2020	7	38	5.4	0	16	
				Career	16	101	6.3	1	16	



DE		<b>99   MALCOLM LEE</b> 6-5, 285, Jr.-1L Omaha, Neb.   Bellevue West HS	<ul style="list-style-type: none"> <li>• <b>2020:</b> Started the season-opener at defensive end. Recorded 1 tackle</li> <li>• Started 4 games, appearing in 10 in 2019. Totaled 18 tackles and 0.5 sacks for 3 yards</li> <li>• Spent his freshman season at Iowa Western Community College</li> </ul>	<table border="1"> <thead> <tr> <th>Year</th> <th>U-A-T</th> <th>TFL-Yds.</th> <th>Sk-Yds.</th> <th>INT</th> <th>PD</th> <th>FF/R</th> </tr> </thead> <tbody> <tr> <td>2020</td> <td>0-1-1</td> <td>0.0-0</td> <td>0.0-0</td> <td>0</td> <td>0</td> <td>0/0</td> </tr> <tr> <td>Career</td> <td>14-5-19</td> <td>1.0-4</td> <td>0.5-3</td> <td>0</td> <td>0</td> <td>0/0</td> </tr> </tbody> </table>	Year	U-A-T	TFL-Yds.	Sk-Yds.	INT	PD	FF/R	2020	0-1-1	0.0-0	0.0-0	0	0	0/0	Career	14-5-19	1.0-4	0.5-3	0	0	0/0
	Year	U-A-T	TFL-Yds.	Sk-Yds.	INT	PD	FF/R																		
2020	0-1-1	0.0-0	0.0-0	0	0	0/0																			
Career	14-5-19	1.0-4	0.5-3	0	0	0/0																			
	<b>50   MARCUS HARRIS</b> 6-2, 270, RS-Fr. Montgomery, Ala.   Park Crossing HS	<ul style="list-style-type: none"> <li>• <b>2020:</b> Made an appearance in the season-opener against Coastal Carolina, did not record any stats</li> <li>• Appeared in 2 games in 2019, tallying 2 tackles</li> <li>• Played for head coach Angelo Wheeler at Park Crossing HS</li> </ul>	<table border="1"> <thead> <tr> <th>Year</th> <th>U-A-T</th> <th>TFL-Yds.</th> <th>Sk-Yds.</th> <th>INT</th> <th>PD</th> <th>FF/R</th> </tr> </thead> <tbody> <tr> <td>2019</td> <td>1-1-2</td> <td>0.0-0</td> <td>0.0-0</td> <td>0</td> <td>0</td> <td>0/0</td> </tr> <tr> <td>Career</td> <td>1-1-2</td> <td>0.0-0</td> <td>0.0-0</td> <td>0</td> <td>0</td> <td>0/0</td> </tr> </tbody> </table>	Year	U-A-T	TFL-Yds.	Sk-Yds.	INT	PD	FF/R	2019	1-1-2	0.0-0	0.0-0	0	0	0/0	Career	1-1-2	0.0-0	0.0-0	0	0	0/0	
Year	U-A-T	TFL-Yds.	Sk-Yds.	INT	PD	FF/R																			
2019	1-1-2	0.0-0	0.0-0	0	0	0/0																			
Career	1-1-2	0.0-0	0.0-0	0	0	0/0																			
NT		<b>93   SAM BURT</b> 6-4, 293, Sr.-2L Abilene, Kan.   Abilene HS	<ul style="list-style-type: none"> <li>• <b>2020:</b> Started the season-opener on the defensive line. Recorded 2 tackles</li> <li>• Started 1 game while appearing in 10 in 2019. Recorded 15 tackles and 1.0 tackles-for-loss</li> <li>• 2020 Campbell Trophy nominee</li> </ul>	<table border="1"> <thead> <tr> <th>Year</th> <th>U-A-T</th> <th>TFL-Yds.</th> <th>Sk-Yds.</th> <th>INT</th> <th>PD</th> <th>FF/R</th> </tr> </thead> <tbody> <tr> <td>2020</td> <td>1-1-2</td> <td>0.0-0</td> <td>0.0-0</td> <td>0</td> <td>0</td> <td>0/0</td> </tr> <tr> <td>Career</td> <td>13-4-17</td> <td>1.0-2</td> <td>0.0-0</td> <td>0</td> <td>0</td> <td>0/0</td> </tr> </tbody> </table>	Year	U-A-T	TFL-Yds.	Sk-Yds.	INT	PD	FF/R	2020	1-1-2	0.0-0	0.0-0	0	0	0/0	Career	13-4-17	1.0-2	0.0-0	0	0	0/0
	Year	U-A-T	TFL-Yds.	Sk-Yds.	INT	PD	FF/R																		
2020	1-1-2	0.0-0	0.0-0	0	0	0/0																			
Career	13-4-17	1.0-2	0.0-0	0	0	0/0																			
	<b>95   DAJON TERRY</b> 6-4, 345, RS-Fr. Meridian, Miss.   Meridian HS	<ul style="list-style-type: none"> <li>• <b>2020:</b> Made an appearance in the season-opener against Coastal Carolina, did not record any stats</li> <li>• Appeared in the first 2 games of the 2019 season. Recorded 2 total tackles</li> <li>• Selected to play in the 2018 Mississippi Association of Coaches Bernard Blackwell All-Star game in HS</li> </ul>	<table border="1"> <thead> <tr> <th>Year</th> <th>U-A-T</th> <th>TFL-Yds.</th> <th>Sk-Yds.</th> <th>INT</th> <th>PD</th> <th>FF/R</th> </tr> </thead> <tbody> <tr> <td>2019</td> <td>2-0-2</td> <td>0.0-0</td> <td>0.0-0</td> <td>0</td> <td>0</td> <td>0/0</td> </tr> <tr> <td>Career</td> <td>2-0-2</td> <td>0.0-0</td> <td>0.0-0</td> <td>0</td> <td>0</td> <td>0/0</td> </tr> </tbody> </table>	Year	U-A-T	TFL-Yds.	Sk-Yds.	INT	PD	FF/R	2019	2-0-2	0.0-0	0.0-0	0	0	0/0	Career	2-0-2	0.0-0	0.0-0	0	0	0/0	
Year	U-A-T	TFL-Yds.	Sk-Yds.	INT	PD	FF/R																			
2019	2-0-2	0.0-0	0.0-0	0	0	0/0																			
Career	2-0-2	0.0-0	0.0-0	0	0	0/0																			
DE		<b>98   CALEB SAMPSON</b> 6-3, 280, Jr.-1L Saint Rose, La.   Northlake Christian HS	<ul style="list-style-type: none"> <li>• <b>2020:</b> Started the season-opener against Coastal Carolina. Combined for 3 tackles</li> <li>• Started in 6 games and played in all 12 in 2019. Recorded 12 tackles and 2.0 sacks for 18 yards</li> <li>• Recorded his first-career sack against West Virginia for a loss of 7 yards</li> </ul>	<table border="1"> <thead> <tr> <th>Year</th> <th>U-A-T</th> <th>TFL-Yds.</th> <th>Sk-Yds.</th> <th>INT</th> <th>PD</th> <th>FF/R</th> </tr> </thead> <tbody> <tr> <td>2020</td> <td>3-0-3</td> <td>0.0-0</td> <td>0.0-0</td> <td>0</td> <td>0</td> <td>0/0</td> </tr> <tr> <td>Career</td> <td>11-4-15</td> <td>2.0-18</td> <td>2.0-18</td> <td>0</td> <td>3</td> <td>0/0</td> </tr> </tbody> </table>	Year	U-A-T	TFL-Yds.	Sk-Yds.	INT	PD	FF/R	2020	3-0-3	0.0-0	0.0-0	0	0	0/0	Career	11-4-15	2.0-18	2.0-18	0	3	0/0
	Year	U-A-T	TFL-Yds.	Sk-Yds.	INT	PD	FF/R																		
2020	3-0-3	0.0-0	0.0-0	0	0	0/0																			
Career	11-4-15	2.0-18	2.0-18	0	3	0/0																			
	<b>90   JEREME ROBINSON</b> 6-3, 265, Fr.-HS Montgomery, Ala.   Carver HS	<ul style="list-style-type: none"> <li>• <b>HS:</b> Rated a three star prospect by 247Sports.com</li> <li>• Played for head coach James Thompson at Carver HS</li> </ul>	Has not recorded statistics.																						
JACK		<b>14   STEVEN PARKER</b> 6-4, 225, RS-Fr. Dallas, Texas   South Oak Cliff HS	<ul style="list-style-type: none"> <li>• <b>2020:</b> Started his first-career game against Coastal Carolina</li> <li>• Played in 4 games as a freshman in 2019 before redshirting</li> <li>• Played for head coach Jason Todd at South Oak Cliff HS, where he was rated top-20 in the country at his position</li> </ul>	<table border="1"> <thead> <tr> <th>Year</th> <th>U-A-T</th> <th>TFL-Yds.</th> <th>Sk-Yds.</th> <th>INT</th> <th>PD</th> <th>FF/R</th> </tr> </thead> <tbody> <tr> <td>2019</td> <td>1-1-2</td> <td>0.0-0</td> <td>0.0-0</td> <td>0</td> <td>0</td> <td>0/0</td> </tr> <tr> <td>Career</td> <td>1-1-2</td> <td>0.0-0</td> <td>0.0-0</td> <td>0</td> <td>0</td> <td>0/0</td> </tr> </tbody> </table>	Year	U-A-T	TFL-Yds.	Sk-Yds.	INT	PD	FF/R	2019	1-1-2	0.0-0	0.0-0	0	0	0/0	Career	1-1-2	0.0-0	0.0-0	0	0	0/0
	Year	U-A-T	TFL-Yds.	Sk-Yds.	INT	PD	FF/R																		
2019	1-1-2	0.0-0	0.0-0	0	0	0/0																			
Career	1-1-2	0.0-0	0.0-0	0	0	0/0																			
	<b>37   HAYDEN HATCHER</b> 6-3, 230 Jr.-1L Council Bluffs, Iowa   Lewis Central HS	<ul style="list-style-type: none"> <li>• <b>2019:</b> Appeared in 6 games as a sophomore. Did not record any stats</li> </ul>	<table border="1"> <thead> <tr> <th>Year</th> <th>GP/GS</th> </tr> </thead> <tbody> <tr> <td>2020</td> <td>1/--</td> </tr> <tr> <td>Career</td> <td>7/--</td> </tr> </tbody> </table>	Year	GP/GS	2020	1/--	Career	7/--																
Year	GP/GS																								
2020	1/--																								
Career	7/--																								
SAM		<b>15   KYRON JOHNSON</b> 6-1, 230, Sr.-3L Arlington, Texas   Lamar HS	<ul style="list-style-type: none"> <li>• <b>2020:</b> Started the season-opener against Coastal Carolina. Was in on 3 tackles</li> <li>• Started all 12 games at linebacker in 2019. Recorded a career-high 55 tackles</li> <li>• Set a game-high in tackles (7) at Boston College in 2019</li> </ul>	<table border="1"> <thead> <tr> <th>Year</th> <th>U-A-T</th> <th>TFL-Yds.</th> <th>Sk-Yds.</th> <th>INT</th> <th>PD</th> <th>FF/R</th> </tr> </thead> <tbody> <tr> <td>2020</td> <td>2-1-3</td> <td>0.0-0</td> <td>0.0-0</td> <td>0</td> <td>0</td> <td>0/0</td> </tr> <tr> <td>Career</td> <td>62-29-9</td> <td>9.5-47</td> <td>3.0-27</td> <td>0</td> <td>3</td> <td>3/1</td> </tr> </tbody> </table>	Year	U-A-T	TFL-Yds.	Sk-Yds.	INT	PD	FF/R	2020	2-1-3	0.0-0	0.0-0	0	0	0/0	Career	62-29-9	9.5-47	3.0-27	0	3	3/1
	Year	U-A-T	TFL-Yds.	Sk-Yds.	INT	PD	FF/R																		
2020	2-1-3	0.0-0	0.0-0	0	0	0/0																			
Career	62-29-9	9.5-47	3.0-27	0	3	3/1																			
	<b>23   ALONSO PERSON</b> 6-3, 200, Fr.-HS Harbor City, Calif.   Narbonne HS	<ul style="list-style-type: none"> <li>• <b>HS:</b> Labeled a three star recruit by Rivals, ESPN and 247 Sports</li> <li>• Ranked as the No. 89 player in the state of California and the No. 100 outside linebacker in the country</li> <li>• Played outside linebacker at Narbonne HS in Harbor City, California, under head coach Manuel Douglas</li> </ul>	Has not recorded statistics.																						
WILL		<b>40   DRUX PROX</b> 6-1, 215, Jr.-2L Kaufman, Texas   Kaufman HS	<ul style="list-style-type: none"> <li>• <b>2020:</b> Led the Jayhawks with 11 tackles in the season-opener against Coastal Carolina</li> <li>• Led the Jayhawks with 39 tackles through the first four games of 2019. Also recorded 2.0 sacks</li> <li>• Received a medical redshirt for the 2019 season</li> </ul>	<table border="1"> <thead> <tr> <th>Year</th> <th>U-A-T</th> <th>TFL-Yds.</th> <th>Sk-Yds.</th> <th>INT</th> <th>PD</th> <th>FF/R</th> </tr> </thead> <tbody> <tr> <td>2020</td> <td>8-3-11</td> <td>0.5-2</td> <td>0.0-0</td> <td>0</td> <td>0</td> <td>0/0</td> </tr> <tr> <td>Career</td> <td>48-17-65</td> <td>3.5-25</td> <td>2.0-22</td> <td>0</td> <td>1</td> <td>1/0</td> </tr> </tbody> </table>	Year	U-A-T	TFL-Yds.	Sk-Yds.	INT	PD	FF/R	2020	8-3-11	0.5-2	0.0-0	0	0	0/0	Career	48-17-65	3.5-25	2.0-22	0	1	1/0
	Year	U-A-T	TFL-Yds.	Sk-Yds.	INT	PD	FF/R																		
2020	8-3-11	0.5-2	0.0-0	0	0	0/0																			
Career	48-17-65	3.5-25	2.0-22	0	1	1/0																			
	<b>19   GAVIN POTTER</b> 6-2, 215, So.-1L Broken Arrow, Okla.   Broken Arrow HS	<ul style="list-style-type: none"> <li>• <b>2020:</b> Recorded 3 tackles in the season-opener against Coastal Carolina</li> <li>• Recorded 56 tackles as a freshman, including 1.5 sacks for 14 yards. Started 8 games in 2019.</li> <li>• Honorable Mention All-Big 12 for defensive freshman of the year</li> </ul>	<table border="1"> <thead> <tr> <th>Year</th> <th>U-A-T</th> <th>TFL-Yds.</th> <th>Sk-Yds.</th> <th>INT</th> <th>PD</th> <th>FF/R</th> </tr> </thead> <tbody> <tr> <td>2020</td> <td>3-0-3</td> <td>0.0-0</td> <td>0.0-0</td> <td>0</td> <td>0</td> <td>0/0</td> </tr> <tr> <td>Career</td> <td>40-19-59</td> <td>3.5-17</td> <td>1.5-14</td> <td>0</td> <td>1</td> <td>0/0</td> </tr> </tbody> </table>	Year	U-A-T	TFL-Yds.	Sk-Yds.	INT	PD	FF/R	2020	3-0-3	0.0-0	0.0-0	0	0	0/0	Career	40-19-59	3.5-17	1.5-14	0	1	0/0	
Year	U-A-T	TFL-Yds.	Sk-Yds.	INT	PD	FF/R																			
2020	3-0-3	0.0-0	0.0-0	0	0	0/0																			
Career	40-19-59	3.5-17	1.5-14	0	1	0/0																			
MIKE		<b>18   DENZEL FEASTER</b> 6-2, 225, Sr.-3L Austin, Texas   Manor HS	<ul style="list-style-type: none"> <li>• <b>2020:</b> Recorded 7 tackles in the season-opener against Coastal Carolina</li> <li>• Did not play during the 2019 season due to injury</li> <li>• Last saw action during the 2018 season, where he appeared in all 12 games</li> </ul>	<table border="1"> <thead> <tr> <th>Year</th> <th>U-A-T</th> <th>TFL-Yds.</th> <th>Sk-Yds.</th> <th>INT</th> <th>PD</th> <th>FF/R</th> </tr> </thead> <tbody> <tr> <td>2020</td> <td>7-0-7</td> <td>0.0-0</td> <td>0.0-0</td> <td>0</td> <td>0</td> <td>0/0</td> </tr> <tr> <td>Career</td> <td>20-3-23</td> <td>1.0-2</td> <td>0.0-0</td> <td>0</td> <td>0</td> <td>1/2</td> </tr> </tbody> </table>	Year	U-A-T	TFL-Yds.	Sk-Yds.	INT	PD	FF/R	2020	7-0-7	0.0-0	0.0-0	0	0	0/0	Career	20-3-23	1.0-2	0.0-0	0	0	1/2
	Year	U-A-T	TFL-Yds.	Sk-Yds.	INT	PD	FF/R																		
2020	7-0-7	0.0-0	0.0-0	0	0	0/0																			
Career	20-3-23	1.0-2	0.0-0	0	0	1/2																			
	<b>43   JAY DINEEN</b> 6-2, 225, Jr.-2L Lawrence, Kan.   Lawrence Free State HS	<ul style="list-style-type: none"> <li>• <b>2020:</b> Saw playing time against Coastal Carolina, recording 2 tackles, including 1 for loss</li> <li>• Played in all 12 games as a sophomore in 2019. Recorded 38 tackles and 1.0 sacks</li> <li>• Younger brother of Joe Dineen Jr., KU linebacker from 2015-18. Younger brother, Jax, plays at K-State</li> </ul>	<table border="1"> <thead> <tr> <th>Year</th> <th>U-A-T</th> <th>TFL-Yds.</th> <th>Sk-Yds.</th> <th>INT</th> <th>PD</th> <th>FF/R</th> </tr> </thead> <tbody> <tr> <td>2020</td> <td>2-0-2</td> <td>1.0-1</td> <td>0.0-0</td> <td>0</td> <td>0</td> <td>0/0</td> </tr> <tr> <td>Career</td> <td>29-12-41</td> <td>5.5-15</td> <td>1.0-6</td> <td>0</td> <td>0</td> <td>1/0</td> </tr> </tbody> </table>	Year	U-A-T	TFL-Yds.	Sk-Yds.	INT	PD	FF/R	2020	2-0-2	1.0-1	0.0-0	0	0	0/0	Career	29-12-41	5.5-15	1.0-6	0	0	1/0	
Year	U-A-T	TFL-Yds.	Sk-Yds.	INT	PD	FF/R																			
2020	2-0-2	1.0-1	0.0-0	0	0	0/0																			
Career	29-12-41	5.5-15	1.0-6	0	0	1/0																			
HAWK		<b>34   NATE BETTS</b> 6-1, 186, RS-Sr. Kerens, Texas   Kerens HS	<ul style="list-style-type: none"> <li>• <b>2020:</b> Saw action at HAWK in KU's season-opener against Coastal Carolina. Did not record stats</li> <li>• Played in the first 4 games of the 2019 season, tallying 5 tackles</li> <li>• Spent 2016-17 at Blinn Community College (Texas)</li> </ul>	<table border="1"> <thead> <tr> <th>Year</th> <th>U-A-T</th> <th>TFL-Yds.</th> <th>Sk-Yds.</th> <th>INT</th> <th>PD</th> <th>FF/R</th> </tr> </thead> <tbody> <tr> <td>2019</td> <td>4-1-5</td> <td>0.0-0</td> <td>0.0-0</td> <td>0</td> <td>0</td> <td>0</td> </tr> <tr> <td>Career</td> <td>4-1-5</td> <td>0.0-0</td> <td>0.0-0</td> <td>0</td> <td>0</td> <td>0</td> </tr> </tbody> </table>	Year	U-A-T	TFL-Yds.	Sk-Yds.	INT	PD	FF/R	2019	4-1-5	0.0-0	0.0-0	0	0	0	Career	4-1-5	0.0-0	0.0-0	0	0	0
	Year	U-A-T	TFL-Yds.	Sk-Yds.	INT	PD	FF/R																		
2019	4-1-5	0.0-0	0.0-0	0	0	0																			
Career	4-1-5	0.0-0	0.0-0	0	0	0																			
	<b>10   JULIAN CHANDLER</b> 6-0, 182, Sr.-1L Houston, Texas   Fort Bend Hightower HS	<ul style="list-style-type: none"> <li>• <b>2019:</b> Appeared in 1 game in 2019. Did not record any stats</li> <li>• Played in 6 games as a sophomore in 2017, recording 6 tackles and 1 pass deflection</li> </ul>	<table border="1"> <thead> <tr> <th>Year</th> <th>U-A-T</th> <th>TFL-Yds.</th> <th>Sk-Yds.</th> <th>INT</th> <th>PD</th> <th>FF/R</th> </tr> </thead> <tbody> <tr> <td>2019</td> <td>0-0-0</td> <td>0.0-0</td> <td>0.0-0</td> <td>0</td> <td>0</td> <td>0/0</td> </tr> <tr> <td>Career</td> <td>5-1-6</td> <td>0.0-0</td> <td>0.0-0</td> <td>0</td> <td>1</td> <td>0/0</td> </tr> </tbody> </table>	Year	U-A-T	TFL-Yds.	Sk-Yds.	INT	PD	FF/R	2019	0-0-0	0.0-0	0.0-0	0	0	0/0	Career	5-1-6	0.0-0	0.0-0	0	1	0/0	
Year	U-A-T	TFL-Yds.	Sk-Yds.	INT	PD	FF/R																			
2019	0-0-0	0.0-0	0.0-0	0	0	0/0																			
Career	5-1-6	0.0-0	0.0-0	0	1	0/0																			
CB		<b>8   KYLE MAYBERRY</b> 5-10, 180, Sr.-3L Tulsa, Okla.   Booker T. Washington HS	<ul style="list-style-type: none"> <li>• <b>2020:</b> Started the season-opener at cornerback. Recorded 1 tackle and 1 pass breakup</li> <li>• Recorded a career-high 41 tackles in 2019, while also deflecting 5 passes. Started 6 games as a junior</li> <li>• Younger brother, Duece, also plays cornerback for the Jayhawks</li> </ul>	<table border="1"> <thead> <tr> <th>Year</th> <th>U-A-T</th> <th>TFL-Yds.</th> <th>Sk-Yds.</th> <th>INT</th> <th>PD</th> <th>FF/R</th> </tr> </thead> <tbody> <tr> <td>2020</td> <td>1-0-1</td> <td>0.0-0</td> <td>0.0-0</td> <td>0</td> <td>1</td> <td>0/0</td> </tr> <tr> <td>Career</td> <td>64-13-77</td> <td>4.5-10</td> <td>0.0-0</td> <td>0</td> <td>11</td> <td>0/0</td> </tr> </tbody> </table>	Year	U-A-T	TFL-Yds.	Sk-Yds.	INT	PD	FF/R	2020	1-0-1	0.0-0	0.0-0	0	1	0/0	Career	64-13-77	4.5-10	0.0-0	0	11	0/0
	Year	U-A-T	TFL-Yds.	Sk-Yds.	INT	PD	FF/R																		
2020	1-0-1	0.0-0	0.0-0	0	1	0/0																			
Career	64-13-77	4.5-10	0.0-0	0	11	0/0																			
	<b>22   DUECE MAYBERRY</b> 6-0, 180, Fr.-HS Tulsa, Okla.   Owasso HS	<ul style="list-style-type: none"> <li>• <b>2020:</b> Made his first-career appearance in the season-opener against Coastal Carolina</li> <li>• The No. 2-ranked cornerback in the state of Oklahoma in 2019, according to Max Preps</li> <li>• Older brother, Kyle, also plays cornerback for the Jayhawks</li> </ul>	Has not recorded statistics.																						
FS		<b>3   RICKY THOMAS</b> 5-10, 180, Sr.-2L New Orleans, La.   Dutchtown HS	<ul style="list-style-type: none"> <li>• <b>2020:</b> Got the start at safety against Coastal Carolina. Recorded 3 tackles</li> <li>• Recorded 20 tackles in 2019 and added 1 interception against Baylor. Played in all 12 games</li> <li>• Grabbed his first-career interception against Central Michigan in 2018</li> </ul>	<table border="1"> <thead> <tr> <th>Year</th> <th>U-A-T</th> <th>TFL-Yds.</th> <th>Sk-Yds.</th> <th>INT</th> <th>PD</th> <th>FF/R</th> </tr> </thead> <tbody> <tr> <td>2020</td> <td>2-1-3</td> <td>0.5-1</td> <td>0.0-0</td> <td>0</td> <td>0</td> <td>0/0</td> </tr> <tr> <td>Career</td> <td>28-6-34</td> <td>2.5-7</td> <td>0.0-0</td> <td>2</td> <td>3</td> <td>0/0</td> </tr> </tbody> </table>	Year	U-A-T	TFL-Yds.	Sk-Yds.	INT	PD	FF/R	2020	2-1-3	0.5-1	0.0-0	0	0	0/0	Career	28-6-34	2.5-7	0.0-0	2	3	0/0
	Year	U-A-T	TFL-Yds.	Sk-Yds.	INT	PD	FF/R																		
2020	2-1-3	0.5-1	0.0-0	0	0	0/0																			
Career	28-6-34	2.5-7	0.0-0	2	3	0/0																			
	<b>11   JOHNQUAI LEWIS</b> 6-0, 185, Fr.-HS Hialeah, Fla.   Champagnat Catholic HS	<ul style="list-style-type: none"> <li>• <b>HS:</b> Labeled a three star recruit by Rivals.com, ESPN and 247 Sports</li> <li>• Ranked as the No. 95 recruit in the state of Florida, according to Rivals.com</li> <li>• Played under head coach Hector Clavijo at Champagnat Catholic HS, where they won two State Championships</li> </ul>	Has not recorded statistics.																						
BS		<b>7   DAVON FERGUSON</b> 5-10, 197, Jr.-1L Baltimore, Md.   St. Vincent Pallotti HS	<ul style="list-style-type: none"> <li>• <b>2020:</b> Started at safety in the season-opener against Coastal Carolina. Recorded 2 tackles</li> <li>• Recorded 57 tackles and 3.0 tackles for loss in 2019. Started five games and played in all 12</li> <li>• Snagged his first-career interception against West Virginia in 2018</li> </ul>	<table border="1"> <thead> <tr> <th>Year</th> <th>U-A-T</th> <th>TFL-Yds.</th> <th>Sk-Yds.</th> <th>INT</th> <th>PD</th> <th>FF/R</th> </tr> </thead> <tbody> <tr> <td>2020</td> <td>2-0-2</td> <td>0.0-0</td> <td>0.0-0</td> <td>0</td> <td>0</td> <td>0/0</td> </tr> <tr> <td>Career</td> <td>49-16-65</td> <td>3.0-28</td> <td>0.0-0</td> <td>1</td> <td>2</td> <td>1/0</td> </tr> </tbody> </table>	Year	U-A-T	TFL-Yds.	Sk-Yds.	INT	PD	FF/R	2020	2-0-2	0.0-0	0.0-0	0	0	0/0	Career	49-16-65	3.0-28	0.0-0	1	2	1/0
	Year	U-A-T	TFL-Yds.	Sk-Yds.	INT	PD	FF/R																		
2020	2-0-2	0.0-0	0.0-0	0	0	0/0																			
Career	49-16-65	3.0-28	0.0-0	1	2	1/0																			
	<b>1   KENNY LOGAN JR.</b> 6-0, 195, So.-1L St. Augustine, Fla.   Menendez HS	<ul style="list-style-type: none"> <li>• <b>2020:</b> Recorded 7 tackles in the season-opener against Coastal Carolina</li> <li>• Recorded 14 total tackles in 2019. Played a role on special teams and appeared in all 12 games</li> <li>• Brother Brandon James played college football at Florida</li> </ul>	<table border="1"> <thead> <tr> <th>Year</th> <th>U-A-T</th> <th>TFL-Yds.</th> <th>Sk-Yds.</th> <th>INT</th> <th>PD</th> <th>FF/R</th> </tr> </thead> <tbody> <tr> <td>2020</td> <td>6-1-7</td> <td>0.0-0</td> <td>0.0-0</td> <td>0</td> <td>0</td> <td>0/0</td> </tr> <tr> <td>Career</td> <td>17-4-21</td> <td>0.0-0</td> <td>0.0-0</td> <td>0</td> <td>0</td> <td>0/0</td> </tr> </tbody> </table>	Year	U-A-T	TFL-Yds.	Sk-Yds.	INT	PD	FF/R	2020	6-1-7	0.0-0	0.0-0	0	0	0/0	Career	17-4-21	0.0-0	0.0-0	0	0	0/0	
Year	U-A-T	TFL-Yds.	Sk-Yds.	INT	PD	FF/R																			
2020	6-1-7	0.0-0	0.0-0	0	0	0/0																			
Career	17-4-21	0.0-0	0.0-0	0	0	0/0																			
CB		<b>9   KARON PRUNTY</b> 6-1, 185, Fr.-HS Portsmouth, Va.   I.C. Norcom HS	<ul style="list-style-type: none"> <li>• <b>2020:</b> Made his first-career start against Coastal Carolina. Recorded 4 tackles and 1 pass breakup</li> <li>• Ranked as the No. 30 recruit in the state of Virginia, according to ESPN</li> </ul>	<table border="1"> <thead> <tr> <th>Year</th> <th>U-A-T</th> <th>TFL-Yds.</th> <th>Sk-Yds.</th> <th>INT</th> <th>PD</th> <th>FF/R</th> </tr> </thead> <tbody> <tr> <td>2020</td> <td>4-0-4</td> <td>0.0-0</td> <td>0.0-0</td> <td>0</td> <td>1</td> <td>0/0</td> </tr> <tr> <td>Career</td> <td>4-0-4</td> <td>0.0-0</td> <td>0.0-0</td> <td>0</td> <td>1</td> <td>0/0</td> </tr> </tbody> </table>	Year	U-A-T	TFL-Yds.	Sk-Yds.	INT	PD	FF/R	2020	4-0-4	0.0-0	0.0-0	0	1	0/0	Career	4-0-4	0.0-0	0.0-0	0	1	0/0
	Year	U-A-T	TFL-Yds.	Sk-Yds.	INT	PD	FF/R																		
2020	4-0-4	0.0-0	0.0-0	0	1	0/0																			
Career	4-0-4	0.0-0	0.0-0	0	1	0/0																			
	<b>4   ELIJAH JONES</b> 6-1, 185, Sr.-1L Cape Coral, Fla.   North Fort Meyers HS	<ul style="list-style-type: none"> <li>• <b>2020:</b> Saw action in the season-opener against Coastal Carolina. Was in on one tackle</li> <li>• Played in 7 games as a junior in 2019, recording 9 tackles</li> <li>• Big 12 Commissioner's Honor Roll and Athletic Director's Honor Roll (spring 2019)</li> </ul>	<table border="1"> <thead> <tr> <th>Year</th> <th>U-A-T</th> <th>TFL-Yds.</th> <th>Sk-Yds.</th> <th>INT</th> <th>PD</th> <th>FF/R</th> </tr> </thead> <tbody> <tr> <td>2020</td> <td>1-0-1</td> <td>0.0</td> <td>0.0</td> <td>0</td> <td>0</td> <td>0/0</td> </tr> <tr> <td>Career</td> <td>10-1-11</td> <td>1.0-2</td> <td>0.0-0</td> <td>0</td> <td>1</td> <td>0/0</td> </tr> </tbody> </table>	Year	U-A-T	TFL-Yds.	Sk-Yds.	INT	PD	FF/R	2020	1-0-1	0.0	0.0	0	0	0/0	Career	10-1-11	1.0-2	0.0-0	0	1	0/0	
Year	U-A-T	TFL-Yds.	Sk-Yds.	INT	PD	FF/R																			
2020	1-0-1	0.0	0.0	0	0	0/0																			
Career	10-1-11	1.0-2	0.0-0	0	1	0/0																			



KO		<b>46   LIAM JONES</b> 5-10, 180, Sr.-3L Chowctaw, Okla.   Choctaw HS	<ul style="list-style-type: none"> <li>• <b>2020:</b> Kicked off three times against Coastal Carolina, totaling 143 yards (47.7 avg.)</li> <li>• Kicked off 52 times for 3,028 yards in 2019. Averaged 58.2 yards per kick</li> </ul>	<table border="1"> <thead> <tr> <th>Year</th> <th>No.</th> <th>Yds.</th> <th>Avg.</th> </tr> </thead> <tbody> <tr> <td>2020</td> <td>3</td> <td>143</td> <td>47.7</td> </tr> <tr> <td>Career</td> <td>152</td> <td>8,808</td> <td>57.9</td> </tr> </tbody> </table>	Year	No.	Yds.	Avg.	2020	3	143	47.7	Career	152	8,808	57.9						
	Year	No.	Yds.	Avg.																		
2020	3	143	47.7																			
Career	152	8,808	57.9																			
	<b>83   JACOB BORCILA</b> 6-2, 177, RS-Fr. Westerville, Ohio   Westerville Central HS	<ul style="list-style-type: none"> <li>• <b>2019:</b> Kicked off twice in 2019 for 53 yards</li> <li>• Appeared in 4 games before redshirting</li> </ul>	<table border="1"> <thead> <tr> <th>Year</th> <th>No.</th> <th>Yds.</th> <th>Avg.</th> </tr> </thead> <tbody> <tr> <td>2019</td> <td>2</td> <td>53</td> <td>26.5</td> </tr> <tr> <td>Career</td> <td>2</td> <td>53</td> <td>26.5</td> </tr> </tbody> </table>	Year	No.	Yds.	Avg.	2019	2	53	26.5	Career	2	53	26.5							
Year	No.	Yds.	Avg.																			
2019	2	53	26.5																			
Career	2	53	26.5																			
PK		<b>46   LIAM JONES</b> 5-10, 180, Sr.-3L Chowctaw, Okla.   Choctaw HS	<ul style="list-style-type: none"> <li>• <b>2019:</b> Connected on 11 field goals on 18 attempts during his junior season</li> <li>• Kicked off 52 times for 3,028 yards in 2019. Averaged 58.2 yards per kick</li> <li>• Made the game-winning field goal against Texas Tech on Homecoming, as time expired</li> </ul>	<table border="1"> <thead> <tr> <th>Year</th> <th>FGM-A</th> <th>Pct.</th> <th>LG</th> </tr> </thead> <tbody> <tr> <td>2019</td> <td>11-18</td> <td>61.1</td> <td>46</td> </tr> <tr> <td>Career</td> <td>11-18</td> <td>61.1</td> <td>46</td> </tr> </tbody> </table>	Year	FGM-A	Pct.	LG	2019	11-18	61.1	46	Career	11-18	61.1	46						
	Year	FGM-A	Pct.	LG																		
2019	11-18	61.1	46																			
Career	11-18	61.1	46																			
	<b>83   JACOB BORCILA</b> 6-2, 177, RS-Fr. Westerville, Ohio   Westerville Central HS	<ul style="list-style-type: none"> <li>• <b>2020:</b> Kicked twice against Coastal Carolina, hitting a career-long of 47 yards. Missed the other</li> <li>• In 2019, attempted one field goal against Coastal Carolina in from 40 yards out, but missed</li> </ul>	<table border="1"> <thead> <tr> <th>Year</th> <th>FGM-A</th> <th>Pct.</th> <th>LG</th> </tr> </thead> <tbody> <tr> <td>2020</td> <td>1-2</td> <td>50.0</td> <td>47</td> </tr> <tr> <td>Career</td> <td>1-3</td> <td>33.3</td> <td>47</td> </tr> </tbody> </table>	Year	FGM-A	Pct.	LG	2020	1-2	50.0	47	Career	1-3	33.3	47							
Year	FGM-A	Pct.	LG																			
2020	1-2	50.0	47																			
Career	1-3	33.3	47																			
P		<b>80   KYLE THOMPSON</b> 6-4, 222, Sr.-2L El Cajon, Calif.   Christian HS	<ul style="list-style-type: none"> <li>• <b>2020:</b> Punted once against Coastal Carolina on a pooch punt. Went 30 yards and landed inside the 20</li> <li>• Ranks 10th in KU history in total punt yards (5,671). Ranks 3rd in punting average (43.6) in KU history</li> <li>• Named to the Ray Guy Award Preseason Watch List (2020)</li> </ul>	<table border="1"> <thead> <tr> <th>Year</th> <th>Punts</th> <th>Yds.</th> <th>Avg.</th> <th>Lg.</th> </tr> </thead> <tbody> <tr> <td>2020</td> <td>1</td> <td>30</td> <td>30.0</td> <td>30</td> </tr> <tr> <td>Career</td> <td>131</td> <td>5,701</td> <td>43.5</td> <td>76</td> </tr> </tbody> </table>	Year	Punts	Yds.	Avg.	Lg.	2020	1	30	30.0	30	Career	131	5,701	43.5	76			
	Year	Punts	Yds.	Avg.	Lg.																	
2020	1	30	30.0	30																		
Career	131	5,701	43.5	76																		
	<b>92   DONOVAN GAGEN</b> 5-11, 185, Sr.-1L Belleville, Ill.   Althoff Catholic HS	<ul style="list-style-type: none"> <li>• <b>2019:</b> Punted once for 42 yards against Boston College</li> <li>• Spent his freshman season at Hutchinson Community College</li> </ul>	<table border="1"> <thead> <tr> <th>Year</th> <th>Punts</th> <th>Yds.</th> <th>Avg.</th> <th>Lg.</th> </tr> </thead> <tbody> <tr> <td>2019</td> <td>1</td> <td>42</td> <td>42.0</td> <td>42</td> </tr> <tr> <td>Career</td> <td>3</td> <td>107</td> <td>35.7</td> <td>42</td> </tr> </tbody> </table>	Year	Punts	Yds.	Avg.	Lg.	2019	1	42	42.0	42	Career	3	107	35.7	42				
Year	Punts	Yds.	Avg.	Lg.																		
2019	1	42	42.0	42																		
Career	3	107	35.7	42																		
LS		<b>67   LOGAN KLUSMAN</b> 6-1, 235, Sr.-3L Lafayette, La.   St. Thomas More HS	<ul style="list-style-type: none"> <li>• <b>2020:</b> Appeared in the season-opener against Coastal Carolina</li> <li>• Named to the Patrick Mannely Award Preseason Watch List in 2020</li> <li>• Named a Fourth Team Preseason All-American by Rubio Long Snapping (2020)</li> </ul>	<table border="1"> <thead> <tr> <th>Year</th> <th>GP/GS</th> </tr> </thead> <tbody> <tr> <td>2020</td> <td>1/--</td> </tr> <tr> <td>Career</td> <td>27/--</td> </tr> </tbody> </table>	Year	GP/GS	2020	1/--	Career	27/--												
	Year	GP/GS																				
2020	1/--																					
Career	27/--																					
	<b>60   LUKE HOSFORD</b> 6-2, 225, RS-Fr. Cuyahoga Falls, Ohio   Woodridge HS	<ul style="list-style-type: none"> <li>• <b>2019:</b> Appeared in 2 games as a freshman before redshirting</li> </ul>	<table border="1"> <thead> <tr> <th>Year</th> <th>GP/GS</th> </tr> </thead> <tbody> <tr> <td>2019</td> <td>2/--</td> </tr> <tr> <td>Career</td> <td>2/--</td> </tr> </tbody> </table>	Year	GP/GS	2019	2/--	Career	2/--													
Year	GP/GS																					
2019	2/--																					
Career	2/--																					
PR		<b>8   KWAMIE LASSITER II</b> 6-0, 175, Sr.-2L Chandler, Ariz.   Hamilton HS	<ul style="list-style-type: none"> <li>• <b>2019:</b> Returned 4 punts for 18 yards with a long of 11 against Indiana State</li> <li>• As a sophomore returned 14 punts for 79 yards</li> <li>• Son of the late Kwamie Lassiter, who played at KU from 1992-94. Also played in the NFL from 1995-2004</li> </ul>	<table border="1"> <thead> <tr> <th>Year</th> <th>No.</th> <th>Yds.</th> <th>TD</th> <th>Lg.</th> <th>Avg.</th> </tr> </thead> <tbody> <tr> <td>2019</td> <td>4</td> <td>18</td> <td>0</td> <td>11</td> <td>4.5</td> </tr> <tr> <td>Career</td> <td>18</td> <td>97</td> <td>0</td> <td>21</td> <td>5.4</td> </tr> </tbody> </table>	Year	No.	Yds.	TD	Lg.	Avg.	2019	4	18	0	11	4.5	Career	18	97	0	21	5.4
	Year	No.	Yds.	TD	Lg.	Avg.																
2019	4	18	0	11	4.5																	
Career	18	97	0	21	5.4																	
	<b>1   KENNY LOGAN JR.</b> 6-0, 195, So.-1L St. Augustine, Fla.   Menendez HS	<ul style="list-style-type: none"> <li>• <b>2019:</b> Returned 5 punts for 28 yards as a true freshman</li> <li>• Brother Brandon James played college football at Florida</li> </ul>	<table border="1"> <thead> <tr> <th>Year</th> <th>No.</th> <th>Yds.</th> <th>TD</th> <th>Lg.</th> <th>Avg.</th> </tr> </thead> <tbody> <tr> <td>2019</td> <td>5</td> <td>28</td> <td>0</td> <td>14</td> <td>5.6</td> </tr> <tr> <td>Career</td> <td>5</td> <td>28</td> <td>0</td> <td>14</td> <td>5.6</td> </tr> </tbody> </table>	Year	No.	Yds.	TD	Lg.	Avg.	2019	5	28	0	14	5.6	Career	5	28	0	14	5.6	
Year	No.	Yds.	TD	Lg.	Avg.																	
2019	5	28	0	14	5.6																	
Career	5	28	0	14	5.6																	
KR		<b>88   JAMAAL HORNE</b> 5-10, 180, So.-1L Miami, Fla.   Sunset HS	<ul style="list-style-type: none"> <li>• <b>2020:</b> Returned 3 kicks for 71 yards in the season-opener against Coastal Carolina</li> <li>• Played in 10 games in 2019, returning 20 kicks for 442 total yards</li> <li>• Career-long of 40 yards came against TCU</li> </ul>	<table border="1"> <thead> <tr> <th>Year</th> <th>No.</th> <th>Yds.</th> <th>TD</th> <th>Lg.</th> <th>Avg.</th> </tr> </thead> <tbody> <tr> <td>2020</td> <td>3</td> <td>71</td> <td>0</td> <td>29</td> <td>23.7</td> </tr> <tr> <td>Career</td> <td>23</td> <td>513</td> <td>0</td> <td>40</td> <td>22.3</td> </tr> </tbody> </table>	Year	No.	Yds.	TD	Lg.	Avg.	2020	3	71	0	29	23.7	Career	23	513	0	40	22.3
	Year	No.	Yds.	TD	Lg.	Avg.																
2020	3	71	0	29	23.7																	
Career	23	513	0	40	22.3																	
	<b>1   KENNY LOGAN JR.</b> 6-0, 195, So.-1L St. Augustine, Fla.   Menendez HS	<ul style="list-style-type: none"> <li>• <b>2020:</b> Returned 1 kick for 24 yards in the season-opener against Coastal Carolina</li> <li>• Returned 9 kicks for 150 yards in 2019, with a long of 25 yards against Baylor</li> <li>• Returned four kicks against Baylor in 2019, going for 70 yards</li> </ul>	<table border="1"> <thead> <tr> <th>Year</th> <th>No.</th> <th>Yds.</th> <th>TD</th> <th>Lg.</th> <th>Avg.</th> </tr> </thead> <tbody> <tr> <td>2020</td> <td>1</td> <td>24</td> <td>0</td> <td>24</td> <td>24.0</td> </tr> <tr> <td>Career</td> <td>10</td> <td>184</td> <td>0</td> <td>25</td> <td>18.4</td> </tr> </tbody> </table>	Year	No.	Yds.	TD	Lg.	Avg.	2020	1	24	0	24	24.0	Career	10	184	0	25	18.4	
Year	No.	Yds.	TD	Lg.	Avg.																	
2020	1	24	0	24	24.0																	
Career	10	184	0	25	18.4																	
HOLD		<b>92   DONOVAN GAGEN</b> 5-11, 185, Sr.-1L Belleville, Ill.   Althoff Catholic HS	<ul style="list-style-type: none"> <li>• <b>2020:</b> Made an appearance in the first game of 2020, did not record any stats</li> <li>• Appeared in 10 games in 2019</li> <li>• Spent his freshman season at Hutchinson Community College</li> </ul>	<table border="1"> <thead> <tr> <th>Year</th> <th>GP/GS</th> </tr> </thead> <tbody> <tr> <td>2020</td> <td>1/--</td> </tr> <tr> <td>Career</td> <td>11/--</td> </tr> </tbody> </table>	Year	GP/GS	2020	1/--	Career	11/--												
Year	GP/GS																					
2020	1/--																					
Career	11/--																					



## 0 | VELTON GARDNER

RB | 5-9, 190, So.-1L  
St. Augustine, Fla. | Menendez HS

- **2020:** Broke off a career-long 61 yard touchdown in the season-opener
- Scored his first-career touchdown at TCU on a 45-yard carry in 2019
- Played a vital role in the KU backfield as a freshman, appearing in 10 games, starting 1 (Texas Tech)

### GARDNER GAME-BY-GAME STATS

Date	Opponent	No.	Yds.	TD	Avg.
9-22-19	TCU	4	61	1	11.0
10-5-19	Oklahoma	3	5	0	1.7
10-19-19	at Texas	1	0	0	0.0
10-26-19	Texas Tech	3	36	1	12.0
11-2-19	K-State	3	16	0	5.3
11-16-19	at Oklahoma State	3	10	0	3.3
11-23-19	at Iowa State	5	4	0	0.8
11-30-19	Baylor	4	6	0	1.6
<b>10 games</b>		<b>26</b>	<b>138</b>	<b>2</b>	<b>5.3</b>
9-12-20	Coastal Carolina	11	81	1	7.4
<b>1 game</b>		<b>11</b>	<b>81</b>	<b>1</b>	<b>7.4</b>
<b>11 games</b>		<b>37</b>	<b>219</b>	<b>3</b>	<b>5.9</b>



## 1 | KENNY LOGAN JR.

S | 6-0, 195, So.-1L  
Dallas, Texas | Skyline HS

- **2020:** Recorded 7 tackles in the season-opener against Coastal Carolina
- Recorded 14 total tackles in 2019. Played a role on special teams and appeared in all 12 games
- Brother Brandon James played college football at Florida

### LOGAN JR. GAME-BY-GAME STATS

Date	Opponent	UA-AT-T	TFL	Sack	Int.	PD	FF/R
9-13-19	at Boston College	3-0-3	0-0	0-0	0	0	0/0
10-26-19	Texas Tech	2-1-3	0-0	0-0	0	0	0/0
11-2-19	K-State	2-1-3	0-0	0-0	0	0	0/0
11-16-19	at Oklahoma State	1-1-2	0-0	0-0	0	0	0/0
11-23-19	at Iowa State	1-0-1	0-0	0-0	0	0	0/0
11-30-19	Baylor	2-0-2	0-0	0-0	0	0	0/0
<b>6 games</b>		<b>11-3-14</b>	<b>0-0</b>	<b>0-0</b>	<b>0</b>	<b>0</b>	<b>0/0</b>
9-12-20	Coastal Carolina	6-1-7	0-0	0-0	0	0	0/0
<b>1 game</b>		<b>6-1-7</b>	<b>0-0</b>	<b>0-0</b>	<b>0</b>	<b>0</b>	<b>0/0</b>
<b>7 games</b>		<b>17-4-21</b>	<b>0-0</b>	<b>0-0</b>	<b>0</b>	<b>0</b>	<b>0/0</b>

### LOGAN JR. KICK RETURN GAME-BY-GAME STATS

Date	Opponent	No.	Yds.	TD	Avg.
8-31-19	Indiana State	1	16	0	16.0
9-28-19	at TCU	3	40	0	13.3
10-5-19	Oklahoma	1	24	0	24.0
11-30-19	Baylor	4	70	0	17.5
<b>4 games</b>		<b>9</b>	<b>150</b>	<b>0</b>	<b>16.7</b>
9-12-20	Coastal Carolina	1	24	0	24.0
<b>1 game</b>		<b>1</b>	<b>24</b>	<b>0</b>	<b>24.0</b>
<b>5 games</b>		<b>10</b>	<b>174</b>	<b>0</b>	<b>17.4</b>

### LOGAN JR. PUNT RETURN GAME-BY-GAME STATS

Date	Opponent	No.	Yds.	TD	Avg.
10-19-19	at Texas	1	14	0	14.0
11-16-19	at Oklahoma State	2	6	0	3.0
11-23-19	at Iowa State	1	8	0	8.0
11-30-19	Baylor	1	0	0	0.0
<b>4 games</b>		<b>5</b>	<b>28</b>	<b>0</b>	<b>5.6</b>



## 1 | POOKA WILLIAMS JR.

RB | 5-10, 170, Jr.-2L  
New Orleans, La. | Hahnville HS

- **2020:** Carried 12 times for 67 yards in the season-opener against Coastal Carolina
- The first Jayhawk to rush for 2,000 or more yards in his first two seasons since Gale Sayers
- The fourth Jayhawk to rush for 1,000 or more yards in multiple seasons, the second to do it in consecutive seasons

### WILLIAMS JR. GAME-BY-GAME STATS

Date	Opponent	No.	Yds.	TD	Avg.
9-8-18	at Central Michigan	14	125	2	8.9
9-15-18	Rutgers	19	163	1	8.6
9-22-18	at Baylor	14	89	0	6.4
9-29-18	Oklahoma State	13	97	1	7.5
10-6-18	at West Virginia	12	65	0	5.4
10-20-18	at Texas Tech	16	81	0	5.1
10-27-18	TCU	11	33	0	3.0
11-3-18	Iowa State	17	58	0	3.4
11-10-18	at K-State	14	59	0	4.2
11-17-18	at Oklahoma	15	252	2	16.8
11-23-18	Texas	16	103	1	6.4
<b>11 games</b>		<b>161</b>	<b>1,125</b>	<b>7</b>	<b>7.0</b>
9-7-19	Coastal Carolina	22	99	0	4.5
9-13-19	at Boston College	22	121	1	5.5
9-21-19	West Virginia	15	76	0	5.1
9-28-19	at TCU	8	12	0	1.5
10-5-19	Oklahoma	23	137	0	6.0
10-19-19	at Texas	25	190	2	7.6
10-26-19	Texas Tech	21	69	0	3.3
11-2-19	K-State	14	61	0	4.4
11-16-19	at Oklahoma State	12	26	0	2.2
11-23-19	at Iowa State	19	154	0	8.1
11-30-19	Baylor	22	116	0	5.3
<b>11 games</b>		<b>203</b>	<b>1,061</b>	<b>3</b>	<b>5.2</b>
9-12-20	Coastal Carolina	12	67	0	5.6
<b>1 game</b>		<b>12</b>	<b>67</b>	<b>0</b>	<b>5.6</b>
<b>23 games</b>		<b>376</b>	<b>2,253</b>	<b>10</b>	<b>6.0</b>



## 2 | LAWRENCE ARNOLD

WR | 6-3, 185, Fr.-HS  
DeSoto, Texas | DeSoto HS

- **2020:** Made his collegiate debut against Coastal Carolina. Caught 2 passes for 18 yards
- Was the No. 43 prospect out of the Lone Star State, according to the Dallas Morning News
- In his senior season he recorded 53 receptions for 877 receiving yards, with 15 receiving touchdowns

### ARNOLD GAME-BY-GAME STATS

Date	Opponent	No.	Yds.	TD	Avg.
9-12-20	Coastal Carolina	2	18	0	9.0
<b>1 game</b>		<b>2</b>	<b>18</b>	<b>0</b>	<b>9.0</b>



## 3 | MILES KENDRICK

QB | 5-10, 205, Jr.-SQ  
Morgan Hill, Calif. | Valley Christian HS

- **2020:** Saw action in the season-opener, throwing for 156 yards and 2 touchdowns
- Saw action in four games in 2018, before taking a redshirt. Spent freshman year at College of San Mateo
- Big 12 Commissioner's Honor Roll and Athletic Director's Honor Roll (spring 2018, 2019)

### KENDRICK GAME-BY-GAME STATS

Date	Opponent	Att-Cmp.	Pct.	Yds.	TD	Int.	Rate
9-1-18	Nicholls State	2-3	66.7	12	0	0	100.3
9-8-18	at Central Michigan	1-1	100.0	15	0	0	226.0
9-15-18	Rutgers	6-11	54.5	66	1	0	134.9
9-22-18	at Baylor	2-4	50.0	7	0	0	64.7
<b>4 games</b>		<b>11-19</b>	<b>57.9</b>	<b>100</b>	<b>1</b>	<b>0</b>	<b>119.5</b>
9-12-20	Coastal Carolina	15-24	62.5	156	2	1	136.3
<b>1 game</b>		<b>15-24</b>	<b>62.5</b>	<b>156</b>	<b>2</b>	<b>1</b>	<b>136.3</b>
<b>5 games</b>		<b>26-43</b>	<b>60.5</b>	<b>256</b>	<b>3</b>	<b>1</b>	<b>128.8</b>



## 3 | RICKY THOMAS

S | 5-10, 190, Sr.-2L  
New Orleans, La. | Dutchtown HS

- **2020:** Got the start at safety against Coastal Carolina. Recorded 3 tackles
- Recorded 20 tackles in 2019 and added 1 interception against Baylor. Played in all 12 games
- Grabbed his first-career interception against Central Michigan in 2018

### THOMAS GAME-BY-GAME STATS

Date	Opponent	UA-AT-T	TFL	Sack	Int.	PD	FF/R
9-1-18	Nicholls State	0-1-1	0-0	0-0	0	0	0/0
9-8-18	at Central Michigan	4-0-4	0-0	0-0	1	0	0/0
9-15-18	Rutgers	1-0-1	0-0	0-0	0	0	0/0
10-20-18	at Texas Tech	2-0-2	0-0	0-0	0	0	0/0
11-3-18	Iowa State	2-0-2	1.0-2	0-0	0	0	0/0
11-17-18	at Oklahoma	1-0-1	0-0	0-0	0	0	0/0
<b>6 games</b>		<b>10-1-11</b>	<b>1.0-2</b>	<b>0-0</b>	<b>1</b>	<b>0</b>	<b>0/0</b>
9-7-19	Coastal Carolina	3-0-3	1.0-4	0-0	0	0	0/0
9-21-19	West Virginia	0-1-1	0-0	0-0	0	0	0/0
9-28-19	at TCU	3-1-4	0-0	0-0	0	0	0/0
10-5-19	Oklahoma	2-1-3	0-0	0-0	0	0	0/0
10-19-19	at Texas	2-1-3	0-0	0-0	0	0	0/0
11-2-19	K-State	2-0-2	0-0	0-0	0	0	0/0
11-23-19	at Iowa State	2-0-2	0-0	0-0	0	1	0/0
11-30-19	Baylor	2-0-2	0-0	0-0	1	0	0/0
<b>8 games</b>		<b>16-4-20</b>	<b>1.0-4</b>	<b>0-0</b>	<b>1</b>	<b>1</b>	<b>0/0</b>
9-12-20	Coastal Carolina	2-1-3	0.5-1	0-0	0	0	0/0
<b>1 game</b>		<b>2-1-3</b>	<b>0.5-1</b>	<b>0-0</b>	<b>0</b>	<b>0</b>	<b>0/0</b>
<b>14 games</b>		<b>28-6-34</b>	<b>2.5-7</b>	<b>0-0</b>	<b>2</b>	<b>3</b>	<b>0/0</b>



## 4 | ELIJAH JONES

CB | 6-1, 185, Sr.-1L  
Cape Coral, Fla. | North Fort Meyers HS

- **2020:** Saw action in the season-opener against Coastal Carolina. Was in on one tackle
- Played in 7 games as a junior in 2019, recording 9 tackles
- Big 12 Commissioner's Honor Roll and Athletic Director's Honor Roll (spring 2019)

### JONES GAME-BY-GAME STATS

Date	Opponent	UA-AT-T	TFL	Sack	Int.	PD	FF/R
9-8-18	at Central Michigan	1-0-1	0-0	0-0	0	0	0/0
9-15-18	Rutgers	1-0-1	0-0	0-0	0	1	0/0
<b>2 games</b>		<b>2-0-2</b>	<b>0-0</b>	<b>0-0</b>	<b>0</b>	<b>1</b>	<b>0/0</b>
8-31-19	Indiana State	2-0-2	0-0	0-0	0	0	0/0
9-28-19	at TCU	2-1-3	0-0	0-0	0	0	0/0
11-30-19	Baylor	4-0-4	1.0-2	0-0	0	0	0/0
<b>3 games</b>		<b>8-1-9</b>	<b>1.0-2</b>	<b>0-0</b>	<b>0</b>	<b>0</b>	<b>0/0</b>
9-12-20	Coastal Carolina	1-0-1	0-0	0-0	0	0	0/0
<b>1 game</b>		<b>1-0-1</b>	<b>0-0</b>	<b>0-0</b>	<b>0</b>	<b>0</b>	<b>0/0</b>
<b>6 games</b>		<b>11-1-12</b>	<b>1.0-2</b>	<b>0-0</b>	<b>0</b>	<b>1</b>	<b>0/0</b>



## 4 | ANDREW PARCHMENT

WR | 6-2, 186, Sr.-1L  
Fort Lauderdale, Fla. | Cypress Bay HS

- **2020:** Started the season-opener at wide receiver. Recorded 6 catches for 54 yards and 1 touchdown
- His 831 receiving yards in 2019 are the 13th most in KU single-season history
- Named to the Preseason All-Big 12 First Team and Biletnikoff Award Preseason Watch List

### PARCHMENT GAME-BY-GAME STATS

Date	Opponent	No.	Yds.	TD	Avg.
8-31-19	Indiana State	8	121	0	15.1
9-7-19	Coastal Carolina	3	14	0	4.7
9-13-19	at Boston College	8	100	2	12.5
9-21-19	West Virginia	5	132	2	26.4
9-28-19	at TCU	4	10	0	2.5
10-5-19	Oklahoma	4	45	0	11.3
10-19-19	at Texas	3	83	1	27.7
10-26-19	Texas Tech	7	109	1	15.6
11-2-19	K-State	5	49	0	9.8
11-16-19	at Oklahoma State	5	39	0	7.8
11-23-19	at Iowa State	8	86	0	10.8
11-30-19	Baylor	5	43	1	8.6
<b>12 games</b>		<b>65</b>	<b>831</b>	<b>7</b>	<b>12.4</b>
9-12-20	Coastal Carolina	6	54	1	9.0
<b>1 game</b>		<b>6</b>	<b>54</b>	<b>1</b>	<b>9.0</b>
<b>13 games</b>		<b>71</b>	<b>885</b>	<b>8</b>	<b>12.5</b>







## 5 | STEPHON ROBINSON JR.

WR | 5-10, 180, Sr.-2L  
Los Angeles, Calif. | Narbonne HS

- **2019:** Started in 11 games and played in all 12. Caught 45 passes for 727 yards and 8 touchdowns
- His 8 touchdowns are tied for fourth most in KU single-season history and most since 2009
- Caught six TD's in 2019 in a three game span (Oklahoma, Texas, Texas Tech) the most in the NCAA over that span

### ROBINSON JR. GAME-BY-GAME STATS

Date	Opponent	No.	Yds.	TD	Avg.
9-1-18	Nicholls State	4	43	0	10.8
9-15-18	Rutgers	1	16	0	16.0
9-22-18	at Baylor	3	39	0	13.0
10-6-18	at West Virginia	4	36	0	9.0
10-20-18	at Texas Tech	2	31	1	15.5
10-27-18	TCU	4	59	0	14.8
11-3-18	Iowa State	4	52	0	13.0
11-10-18	at K-State	2	12	0	6.0
11-17-18	at Oklahoma	1	10	0	10.0
11-23-18	Texas	3	32	0	10.7
<b>10 games</b>		<b>28</b>	<b>330</b>	<b>1</b>	<b>11.8</b>
8-31-19	Indiana State	1	14	0	14.0
9-7-19	Coastal Carolina	4	45	0	11.3
9-13-19	at Boston College	2	31	0	15.5
9-21-19	West Virginia	5	48	0	9.6
10-5-19	Oklahoma	5	131	2*	26.2
10-19-19	at Texas	7*	67	2*	9.6
10-26-19	Texas Tech	6	186*	2*	31.0*
11-2-19	K-State	4	62	0	15.5
11-16-19	at Oklahoma State	6	68	1	11.3
11-23-19	at Iowa State	5	75	1	15.0
11-30-19	Baylor	0	0	0	0.0
<b>11 games</b>		<b>45</b>	<b>727</b>	<b>8</b>	<b>16.2</b>
<b>21 games</b>		<b>73</b>	<b>1,057</b>	<b>9</b>	<b>14.5</b>



## 5 | GABE GARBER

S | 5-11, 190, Fr.-HS  
Sabetha, Kan. | Sabetha HS

- Was a 10-time letterwinner at Sabetha high school, where he played football under head coach Garrett Michael
- Helped the team to state championships in 2017 and 2018 in football and 2018 and 2019 in baseball
- Tallied 384 tackles, seven interceptions, 52 rushing touchdowns and 23 passing touchdowns, along with 4,800 combined passing and rushing yards in his career

### GARBER GAME-BY-GAME STATS

Has not recorded statistics.



## 6 | VALERIAN AGBAW JR.

CB | 5-10, 185, Fr.-RS  
Powder Springs, Ga. | McEachern HS

- Earned a three-star rating from Rivals.com and 247Sports.com
- Played for head coach Kyle Hockman at McEachern HS

### AGBAW JR. GAME-BY-GAME STATS

Has not made an appearance.



## 6 | JACK CODWELL

RB | 6-0, 185, Fr.-HS  
Pearland, Texas | IMG Academy

- Team was the No. 1 team in Florida and No. 5 nationally ... Rushed for over 800 yards in his senior season, compiling nine touchdowns
- Played under head coach Kevin Wright at IMG Academy in Bradenton, Florida

### CODWELL GAME-BY-GAME STATS

Has not recorded statistics.



## 7 | DAVON FERGUSON

S | 5-10, 197, Jr.-1L  
Baltimore, Md. | St. Vincent Pallotti HS

- **2020:** Started at safety in the season-opener against Coastal Carolina. Recorded 2 tackles
- Recorded 57 tackles and 3.0 tackles for loss in 2019. Started five games and played in all 12
- Snagged his first-career interception against West Virginia in 2018

### FERGUSON GAME-BY-GAME STATS

Date	Opponent	UA-AT-TT	TFL	Sack	Int.	PD	FF/R
9-15-18	Rutgers	2-0-2	0-0	0-0	0	0	0/0
10-6-18	at West Virginia	3-0-3	0-0	0-0	1*	0	0/0
10-20-18	at Texas Tech	0-0-0	0-0	0-0	0	0	0/0
<b>3 games</b>		<b>5-0-5</b>	<b>0-0</b>	<b>0-0</b>	<b>1</b>	<b>0</b>	<b>0/0</b>
8-31-19	Indiana State	3-0-3	0-0	0-0	0	0	0/0
9-7-19	Coastal Carolina	3-0-3	0-0	0-0	0	0	0/0
9-13-19	at Boston College	0-3-3	0-0	0-0	0	0	0/0
9-21-19	West Virginia	0-2-2	0-0	0-0	0	0	0/0
9-28-19	at TCU	1-2-3	0-0	0-0	0	0	0/0
10-5-19	Oklahoma	3-2-5	1-23*	0-0	0	0	0/0
10-19-19	at Texas	3-0-3	0-0	0-0	0	0	0/0
10-26-19	Texas Tech	7-0-7	0-0	0-0	0	0	1/0
11-2-19	K-State	7-1-8*	0-0	0-0	0	0	0/0
11-16-19	at Oklahoma State	7-1-8*	1-*	0-0	0	0	0/0
11-23-19	at Iowa State	5-3-8*	0-0	0-0	0	1*	0/0
11-30-19	Baylor	3-1-4	1-4*	0-0	0	0	0/0
<b>12 games</b>		<b>42-15-57</b>	<b>3-27</b>	<b>0-0</b>	<b>1</b>	<b>1</b>	<b>1/0</b>
9-12-20	Coastal Carolina	2-0-2	0-0	0-0	0	0	0/0
<b>1 game</b>		<b>2-0-2</b>	<b>0-0</b>	<b>0-0</b>	<b>0</b>	<b>0</b>	<b>0/0</b>
<b>16 games</b>		<b>49-16-65</b>	<b>3-27</b>	<b>0-0</b>	<b>1</b>	<b>1</b>	<b>1/0</b>



## 7 | THOMAS MACVITTIE

QB | 6-5, 225k, Sr.-1L  
Cincinnati, Ohio | Moeller HS

- **2020:** Made his first-career start against Coastal Carolina, but left in the second half due to injury
- Spent 2016-17 at Pitt, before transferring to Mesa Community College (2018) and then to KU
- Rated the nation's No. 8 pro-style quarterback by 247Sports out of HS. Father, Thomas, played at Penn

### MACVITTIE GAME-BY-GAME STATS

Date	Opponent	Att-Cmp.	Pct.	Yds.	TD	Int	Rate
11-16-19	at Oklahoma State	0-1	0.0	0	0	1	-200.0
<b>1 game</b>		<b>0-1</b>	<b>0.0</b>	<b>0</b>	<b>0</b>	<b>1</b>	<b>-200.0</b>
9-12-20	Coastal Carolina	5-9	55.6	20	0	1	52.0
<b>1 game</b>		<b>5-9</b>	<b>55.6</b>	<b>20</b>	<b>0</b>	<b>1</b>	<b>52.0</b>
<b>2 games</b>		<b>5-10</b>	<b>50.0</b>	<b>20</b>	<b>0</b>	<b>2</b>	<b>26.8</b>



## 8 | KYLE MAYBERRY

CB | 5-10, 180, Sr.-3L  
Tulsa, Okla. | Booker T. Washington HS

- **2020:** Started the season-opener at cornerback. Recorded 1 tackle and 1 pass breakup
- Recorded a career-high 41 tackles in 2019, while also deflecting 5 passes. Started 6 games as a junior
- Younger brother, Duece, also plays cornerback for the Jayhawks

### MAYBERRY GAME-BY-GAME STATS

Date	Opponent	UA-AT-TT	TFL	Sack	Int.	PD	FF/R
9-3-18	Rhode Island	0-0-0	0-0	0-0	0	1	0/0
9-17-18	at Memphis	1-0-1	0-0	0-0	0	0	0/0
10-22-18	Oklahoma State	1-0-1	0-0	0-0	0	0	0/0
<b>3 games</b>		<b>2-0-2</b>	<b>0-0</b>	<b>0-0</b>	<b>0</b>	<b>1</b>	<b>0/0</b>
9-2-17	Southeast Missouri St.	1-0-1	0-0	0-0	0	0	0/0
9-16-17	at Ohio	1-1-2	0-0	0-0	0	0	0/0
10-7-17	Texas Tech	2-1-3	0-0	0-0	0	0	0/0
10-14-17	at Iowa State	1-0-1	0-0	0-0	0	0	0/0
10-21-17	at TCU	1-0-1	0-0	0-0	0	0	0/0
11-4-17	Baylor	6-1-7*	0-0	0-0	0	1*	0/0
11-11-17	at Texas	3-1-4	1-5-3	0-0	0	1	0/0
11-18-17	Oklahoma	2-1-3	0-0	0-0	0	0	0/0
11-25-17	at Oklahoma State	7-1-8	0-0	0-0	0	0	0/0
<b>9 games</b>		<b>24-6-30</b>	<b>1-5-3</b>	<b>0-0</b>	<b>0</b>	<b>2</b>	<b>0/0</b>
11-17-18	Oklahoma	2-1-3	0-0	0-0	0	1	0/0
<b>1 game</b>		<b>2-1-3</b>	<b>0-0</b>	<b>0-0</b>	<b>0</b>	<b>1</b>	<b>0/0</b>
8-31-19	Indiana State	6-0-6	0-0	0-0	0	0	0/0
9-7-19	Coastal Carolina	1-0-1	0-0	0-0	0	0	0/0
9-13-19	at Boston College	2-2-4	0-0	0-0	0	2*	0/0
9-21-19	West Virginia	2-2-4	0-0	0-0	0	0	0/0
9-28-19	at TCU	2-0-2	0-0	0-0	0	0	0/0
10-5-19	Oklahoma	1-1-2	0-0	0-0	0	0	0/0
10-19-19	at Texas	3-0-3	0-0	0-0	0	1	0/0
10-26-19	Texas Tech	2-0-2	0-0	0-0	0	1	0/0
11-2-19	K-State	5-1-6	0-0	0-0	0	0	0/0
11-16-19	at Oklahoma State	5-0-5	2-0-4*	0-0	0	0	0/0
11-23-19	at Iowa State	6-0-6	1-0-3	0-0	0	1	0/0
<b>12 games</b>		<b>35-6-41</b>	<b>3-0-7</b>	<b>0-0</b>	<b>0</b>	<b>5</b>	<b>0/0</b>
9-12-20	Coastal Carolina	1-0-1	0-0	0-0	0	1	0/0
<b>1 game</b>		<b>1-0-1</b>	<b>0-0</b>	<b>0-0</b>	<b>0</b>	<b>0</b>	<b>0/0</b>
<b>25 games</b>		<b>64-13-77</b>	<b>4-5-10</b>	<b>0-0</b>	<b>0</b>	<b>10</b>	<b>0/0</b>



## 8 | KWAMIE LASSITER II

WR | 6-0, 175, Sr.-2L  
Chandler, Ariz. | Hamilton HS

- **2020:** Started the season-opener, catching 5 passes for 63 yards and a touchdown
- In 2019, he set a game-high in catches (7) and yards (95) against Texas Tech on Homecoming
- Son of the late Kwamie Lassiter, who played at KU from 1992-94. Also played in the NFL from 1995-2004

### LASSITER II GAME-BY-GAME STATS

Date	Opponent	No.	Yds.	TD	Avg.
9-1-18	Nicholls State	0	0	0	0.0
9-8-18	at Central Michigan	3	5	0	1.7
9-15-18	Rutgers	0	0	0	0.0
9-22-18	at Baylor	0	0	0	0.0
9-29-18	Oklahoma State	1	20	1*	20.0
10-6-18	at West Virginia	1	2	0	2.0
10-20-18	at Texas Tech	4	41	0	10.3
10-27-18	TCU	1	8	0	8.0
11-3-18	Iowa State	1	5	0	5.0
11-10-18	at K-State	1	6	0	6.0
11-23-18	Texas	0	0	0	0.0
<b>12 games</b>		<b>12</b>	<b>87</b>	<b>1</b>	<b>7.2</b>
8-31-19	Indiana State	0	0	0	0.0
9-7-19	Coastal Carolina	0	0	0	0.0
9-13-19	at Boston College	5	67	0	13.4
9-21-19	West Virginia	3	45	1*	15.0
10-5-19	Oklahoma	1	-5	0	-5.0
10-19-19	at Texas	5	66	0	13.2
10-26-19	Texas Tech	8*	75*	0	9.4
11-16-19	at Oklahoma State	5	35	0	7.0
11-23-19	at Iowa State	5	61	0	12.2
11-30-19	Baylor	2	8	0	4.0
<b>10 games</b>		<b>34</b>	<b>352</b>	<b>1</b>	<b>10.4</b>
9-12-20	Coastal Carolina	5	63	1*	12.6
<b>1 game</b>		<b>5</b>	<b>63</b>	<b>1</b>	<b>12.6</b>
<b>23 games</b>		<b>51</b>	<b>502</b>	<b>3</b>	<b>9.8</b>



## 9 | KARON PRUNTY

CB | 6-1, 185, Fr.-HS  
Portsmouth, Va. | I.C. Norcom HS

- **2020:** Made his first-career start against Coastal Carolina. Recorded 4 tackles and 1 pass breakup
- Ranked as the No. 30 recruit in the state of Virginia, according to ESPN

### PRUNTY GAME-BY-GAME STATS

Date	Opponent	UA-AT-TT	TFL	Sack	Int.	PD	FF/R
9-12-20	Coastal Carolina	4-0-4	0-0	0-0	0	1	0/0
<b>1 game</b>		<b>4-0-4</b>	<b>0-0</b>	<b>0-0</b>	<b>0</b>	<b>1</b>	<b>0/0</b>



## 10 | TRISTAN GOLIGHTLY

WR | 6-4, 200, Fr.-HS  
Mesquite, Texas | Poteet HS

- **HS:** Labeled as a three star recruit by Rivals.com
- No. 40 recruit in the SportsDayHS Top 100, as well as No. 40 by the Dallas Morning News
- Recorded 1,160 career receiving yards, while averaging 17.1 yards per catch

### GOLIGHTLY GAME-BY-GAME STATS

Has not recorded statistics.



## 10 | JULIAN CHANDLER

S | 6-0, 182, Sr.-1L  
Houston, Texas | Fort Bend Hightower HS

- **2019:** Appeared in 1 game in 2019. Did not record any stats
- Played in 6 games as a sophomore in 2017, recording 6 tackles and 1 pass deflection

### CHANDLER GAME-BY-GAME STATS

Has not recorded statistics.

Date	Opponent	UA-AT-TT	TFL	Sack	Int.	PD	FF/R
10-7-17	Texas Tech	1-0-1	0-0	0-0	0	0	0/0
11-11-17	at Teas	2-0-2	0-0	0-0	0	0	1/0
11-18-17	Oklahoma	2-0-2	0-0	0-0	0	1	0/0
11-25-17	at Oklahoma State	0-1-1	0-0	0-0	0	0	0/0
<b>4 games</b>		<b>5-1-6</b>	<b>0-0</b>	<b>0-0</b>	<b>0</b>	<b>1</b>	<b>1/0</b>



## 11 | JOHNQUAI LEWIS

S | 6-0, 185, Fr.-HS  
Hialeah, Fla. | Champagnat Catholic HS

- **HS:** Labeled a three star recruit by Rivals.com, ESPN and 247 Sports
- Ranked as the No. 95 recruit in the state of Florida, according to Rivals.com
- Played under head coach Hector Clavijo at Champagnat Catholic HS, where they won two State Championships

### LEWIS GAME-BY-GAME STATS

Has not recorded statistics.



## 11 | EZRA NAYLOR II

WR | 6-4, 210, Sr.-SQ  
Atlanta, Ga. | North Atlanta HS

- Appeared in all 14 games for Kennesaw State in 2017, making his first career start on the road against No. 3 Jacksonville State in the second round of the FCS Playoffs
- Went on to play at Iowa Central Community College in 2018, where he caught 19 passes for 292 yards and 1 touchdown.

### NAYLOR GAME-BY-GAME STATS

Has not recorded statistics.



## 12 | TORRY LOCKLIN

RB | 6-2, 210, Fr.-RS  
Rockdale, Texas | Rockdale HS

- Appeared in three games as a true freshman, carrying the ball three times for four yards
- Came to KU as a quarterback out of Rockdale HS, but is now listed as a running back. Is anticipated to play several positions

### LOCKLIN GAME-BY-GAME STATS

Date	Opponent	No.	Yds.	TD	Avg.
10-19-19	at Texas	2*	2*	0	1.0
11-23-19	at Iowa State	1	2*	0	2.0
<b>2 games</b>		<b>3</b>	<b>4</b>	<b>0</b>	<b>1.3</b>



## 13 | RA'MELLO DOTSON

CB | 6-1, 170, Fr.-HS  
Daytona Beach, Fla. | Mainland HS

- Rated a three star prospect by ESPN. Coached by head coach Scott Wilson at Mainland HS
- Collected 46 total tackles and five interceptions as a senior in HS. Registered 110 return yards on his five interceptions.

### DOTSON GAME-BY-GAME STATS

Has not recorded statistics.



## 13 | JORDAN PRESTON

QB | 5-10, 215, Fr.-HS  
Lawrence, Kan. | Mill Valley HS

### PRESTON GAME-BY-GAME STATS

Has not recorded statistics.



## 14 | JORDAN MEDLEY

QB | 6-2, 210, Fr.-HS  
Kannapolis, N.C. | A.L. Brown HS

- Played for head coach Mike Newsome at A.L. Brown HS
- Threw for 2,203 yards with 17 touchdowns his senior season

### MEDLEY GAME-BY-GAME STATS

Has not recorded statistics.



## 14 | STEVEN PARKER

LB | 6-4, 225, Fr.-RS  
Dallas, Texas | South Oak Cliff HS

- **2020:** Started his first-career game against Coastal Carolina
- Played in 4 games as a freshman in 2019 before redshirting
- Played for head coach Jason Todd at South Oak Cliff HS, where he was rated top-20 in the country at his position

### PARKER GAME-BY-GAME STATS

Date	Opponent	UA-AT-TT	TFL	Sack	Int.	PD	FF/R
9-13-19	at Boston College	0-1-1	0-0	0-0	0	0	0/0
10-5-19	Oklahoma	1-0-1	0-0	0-0	0	0	0/0
<b>2 games</b>		<b>1-1-2</b>	<b>0-0</b>	<b>0-0</b>	<b>0</b>	<b>0</b>	<b>0/0</b>



## 15 | KYRON JOHNSON

LB | 6-1, 230, Sr.-3L  
Arlington, Texas | Lamar HS

- **2020:** Started the season-opener against Coastal Carolina. Was in on 3 tackles
- Started all 12 games at linebacker in 2019. Recorded a career-high 55 tackles
- Set a game-high in tackles (7) at Boston College in 2019

### JOHNSON GAME-BY-GAME STATS

Date	Opponent	UA-AT-TT	TFL	Sack	Int.	PD	FF/R
9-2-17	Southwest Missouri St.	3-0-3	0-0	0-0	0	0	0/0
9-9-17	Central Michigan	1-0-1	0-0	0-0	0	0	0/0
9-23-17	West Virginia	0-1-1	0-0	0-0	0	0	0/0
10-7-17	Texas Tech	2-1-3	0-0	0-0	0	0	0/0
10-14-17	at Iowa State	1-1-2	0-0	0-0	0	0	0/0
10-28-17	K-State	2-0-2	0-0	0-0	0	0	0/0
11-11-17	at Texas	2-0-2	0-0	0-0	0	0	1/0*
11-18-17	Oklahoma	1-0-1	0-0	0-0	0	0	0/0
<b>8 games</b>		<b>12-5-17</b>	<b>0-0</b>	<b>0-0</b>	<b>0</b>	<b>0</b>	<b>1/0</b>
9-1-18	Nicholls State	3-0-3	1.0*	1.0*	0	0	0/1
9-8-18	at Central Michigan	1-2-3	0-0	0-0	0	0	0/0
9-15-18	Rutgers	1-1-2	1.0*	0-0	0	1*	1/0*
9-22-18	at Baylor	0-1-1	0-0	0-0	0	0	0/0
9-29-18	Oklahoma State	1-0-1	0-0	0-0	0	0	0/0
10-6-18	at West Virginia	1-0-1	1.0*	1.0*	0	0	1/0*
10-20-18	at Texas Tech	2-0-2	1.0*	0-0	0	0	0/0
10-27-18	TCU	1-2-3	0-0	0-0	0	1*	0/0
11-3-18	Iowa State	1-0-1	0-0	0-0	0	0	0/0
11-23-18	Texas	1-0-1	0-0	0-0	0	0	0/0
<b>10 games</b>		<b>10-6-16</b>	<b>4.0-25</b>	<b>2.0-14</b>	<b>0</b>	<b>2</b>	<b>1/1</b>
8-31-19	Indiana State	1-2-3	0-0	0.0	0	0	0/0
9-7-19	Coastal Carolina	5-0-5	1.0*	0.0	0	0	0/0
9-13-19	at Boston College	3-4-7	1.0*	0.0	0	0	0/0
9-21-19	West Virginia	5-4-9*	1.0*	0.0	0	0	0/0
9-28-19	at TCU	2-5-7	0.5*	0.0	0	0	0/0
10-5-19	Oklahoma	3-1-4	0.0	0.0	0	0	0/0
10-19-19	at Texas	2-1-3	0.0	0.0	0	0	0/0
10-26-19	Texas Tech	6-0-6	1.0*	0.0	0	0	0/0
11-2-19	K-State	1-0-1	0.0	0.0	0	0	0/0
11-16-19	at Oklahoma State	3-0-3	0.0	0.0	0	0	0/0
11-23-19	at Iowa State	0-1-1	0.0	0.0	0	0	0/0
11-30-19	Baylor	5-1-6	1.0-13*	1.0-13*	0	1*	0/0
<b>12 games</b>		<b>36-19-55</b>	<b>5.5-22</b>	<b>1.0-13</b>	<b>0</b>	<b>1</b>	<b>0/0</b>
9-12-20	Coastal Carolina	2-1-3	0-0	0-0	0	0	0/0
<b>1 game</b>		<b>2-1-3</b>	<b>0-0</b>	<b>0-0</b>	<b>0</b>	<b>0</b>	<b>0/0</b>
<b>31 games</b>		<b>62-29-91</b>	<b>9.5-47</b>	<b>3.0-27</b>	<b>0</b>	<b>3</b>	<b>3/1</b>



## 16 | TAKULVE WILLIAMS

WR | 6-0, 200, Jr.-1L  
New Orleans, La. | St. Augustine HS

- **2020:** Started the season-opener against Coastal Carolina. Recorded a team-high 7 catches
- Appeared in 10 games as a sophomore. Caught his first-career touchdown at Texas
- Played in 10 games as a redshirt freshman in 2018, catching 5 passes for 39 yards

### WILLIAMS GAME-BY-GAME STATS

Date	Opponent	No.	Yds.	TD	Avg.
9-8-18	at Central Michigan	1	10	0	10.0
9-15-18	Rutgers	1	11	0	11.0
9-29-18	Oklahoma State	1	0	0	0.0
10-27-18	TCU	1	3	0	3.0
11-3-18	Iowa State	1	15	0	15.0
<b>5 games</b>		<b>5</b>	<b>39</b>	<b>0</b>	<b>7.8</b>
9-13-19	at Boston College	0	0	0	0.0
10-19-19	at Texas	1	7	1	7.0
11-16-19	at Oklahoma State	3	17	0	5.7
<b>3 games</b>		<b>4</b>	<b>24</b>	<b>1</b>	<b>7.0</b>
9-12-20	Coastal Carolina	7*	38*	0	5.4
<b>1 game</b>		<b>7</b>	<b>38</b>	<b>0</b>	<b>5.4</b>
<b>9 games</b>		<b>16</b>	<b>101</b>	<b>1</b>	<b>6.3</b>



## 17 | JALON DANIELS

QB | 6-0, 200, Fr.-HS  
Lawndale, Calif. | Lawndale HS

- **2020:** Came in during the fourth quarter against Coastal Carolina, completed 1 pass for 13 yards
- As a junior in HS, he completed 136-of-237 passes for 2,351 yards and 26 touchdowns, while also rushing for 940 yards and 10 touchdowns on 96 attempts

### DANIELS GAME-BY-GAME STATS

Date	Opponent	Att-Cmp.	Pct.	Yds.	TD	Int.	FF/R
9-12-20	Coastal Carolina	1-2	50.0	13	0	0	104.6
<b>1 game</b>		<b>1-2</b>	<b>50.0</b>	<b>13</b>	<b>0</b>	<b>0</b>	<b>104.6</b>



## 17 | CORIONE HARRIS

CB | 6-1, 180, Jr.-2L  
New Orleans, La. | Landry-Walker HS

- **2019:** Played in nine games, recording 15 tackles
- As a freshman, played in all 12 games, recording 1 interception against Rutgers

### HARRIS GAME-BY-GAME STATS

Date	Opponent	UA-AT-TT	TFL	Sack	Int.	PD	FF/R
9-1-18	Nicholls State	1-1-2	1.0-1*	0-0	0	1	0/0
9-8-18	at Central Michigan	2-1-3	0-0	0-0	0	0	0/0
9-15-18	Rutgers	1-2-3	0-0	0-0	1	0	0/0
9-22-18	at Baylor	1-1-2	0-0	0-0	0	2	0/0
9-29-18	Oklahoma State	4-0-4	0-0	0-0	0	0	0/0
10-6-18	at West Virginia	4-1-5	0-0	0-0	0	0	0/0
10-20-18	at Texas Tech	7-0-7*	0-0	0-0	0	1	1/0*
10-27-18	TCU	3-0-3	0-0	0-0	0	0	0/0
11-3-18	Iowa State	3-1-4	0-0	0-0	0	0	0/0
11-10-18	at K-State	3-0-3	0-0	0-0	0	0	0/0
11-17-18	at Oklahoma	1-2-3	0-0	0-0	0	0	0/0
11-23-18	Texas	3-2-5	0-0	0-0	0	1	0/0
<b>12 games</b>		<b>33-10-43</b>	<b>1.0-1</b>	<b>0-0</b>	<b>1</b>	<b>7</b>	<b>1/0</b>
8-31-19	Indiana State	2-0-2	0-0	0-0	0	0	0/0
9-13-19	at Boston College	1-2-3	0-0	0-0	0	1	0/0
9-21-19	West Virginia	2-1-3	0-0	0-0	0	0	0/0
9-28-19	at TCU	2-0-2	0-0	0-0	0	1	0/0
10-5-19	Oklahoma	4-0-4	0-0	0-0	0	0	0/0
10-19-19	at Texas	1-0-1	0-0	0-0	0	0	0/0
<b>6 games</b>		<b>9-12-3</b>	<b>0-0</b>	<b>0-0</b>	<b>0</b>	<b>2</b>	<b>0/0</b>
<b>18 games</b>		<b>45-14-59</b>	<b>1.0-1</b>	<b>0.0</b>	<b>1</b>	<b>9</b>	<b>1/0</b>



## 18 | JORDAN BROWN

WR | 5-11, 180, Fr.-HS  
Grand Prairie, Texas | DeSoto HS

- Played football at DeSoto high school under head coach Claude Mathis, where he played on the same team as KU teammates, Lawrence Arnold and Armaj Adams-Reed
- The Eagles won the 6a State Championship in 2016. Was named second-team all-district selection both as a slot receiver and return man

### BROWN GAME-BY-GAME STATS

Has not recorded statistics.



## 18 | DENZEL FEASTER

LB | 6-3, 225, Sr.-3L  
Austin, Texas | Manor HS

- **2020:** Recorded 7 tackles in the season-opener against Coastal Carolina
- Did not play during the 2019 season due to injury
- Last saw action during the 2018 season, where he appeared in all 12 games

### FEASTER GAME-BY-GAME STATS

Date	Opponent	UA-AT-TT	TFL	Sack	Int.	PD	FF/R
10-15-16	at Baylor	1-0-1	0.0	0.0	0	0	0
11-5-16	at West Virginia	3-0-3*	0.0	0.0	0	0	1/0*
11-12-16	Iowa State	2-1-3*	0.0	0.0	0	0	0/0
11-19-16	Texas	1-0-1	0.0	0.0	0	0	0/1*
11-26-16	at K-State	1-0-1	0.0	0.0	0	0	0/0
<b>5 games</b>		<b>8-1-9</b>	<b>0.0</b>	<b>0.0</b>	<b>0</b>	<b>0</b>	<b>1/1*</b>
9-8-18	at Central Michigan	1-1-2	0.0	0.0	0	0	0/1*
9-15-18	Rutgers	0-1-1	0.0	0.0	0	0	0/0
9-22-18	at Baylor	1-0-1	0.0	0.0	0	0	0/0
10-6-18	at West Virginia	1-0-1	0.0	0.0	0	0	0/0
10-27-18	TCU	2-0-2	0.0	0.0	0	0	0/0
11-3-18	Iowa State	1-0-1	1.0-*	0.0	0	0	0/0
<b>6 games</b>		<b>6-2-8</b>	<b>1.0-</b>	<b>0.0</b>	<b>0</b>	<b>0</b>	<b>0/1*</b>
9-12-20	Coastal Carolina	7-0-7*	0.0	0.0	0	0	0/0
<b>1 game</b>		<b>7-0-7</b>	<b>0.0</b>	<b>0.0</b>	<b>0</b>	<b>0</b>	<b>0/0</b>
<b>12 games</b>		<b>21-3-24</b>	<b>1.0</b>	<b>0.0</b>	<b>0</b>	<b>0</b>	<b>1/2*</b>



## 19 | STEVEN MCBRIDE

WR | 6-3, 225, Fr.-HS  
Napoleonville, La. | East Ascension HS

- **HS:** Rated a three star prospect by Rivals, 247 Sports and ESPN
- The No. 52-ranked player in the state of Louisiana according to 247 Sports
- Cousin of Tramon Williams, cornerback for the Green Bay Packers

### MCBRIDE GAME-BY-GAME STATS

Has not recorded statistics.



## 19 | GAVIN POTTER

LB | 6-2, 215, So.-1L  
Broken Arrow HS | Broken Arrow HS

- **2020:** Recorded 3 tackles in the season-opener against Coastal Carolina
- Recorded 56 tackles as a freshman, including 1.5 sacks for 14 yards. Started 8 games in 2019.
- Honorable Mention All-Big 12 for defensive freshman of the year

### POTTER GAME-BY-GAME STATS

Date	Opponent	UA-AT-TT	TFL	Sack	Int.	PD	FF/R
9-13-19	at Boston College	3-2-5	0.0	0.0	0	0	0/0
9-21-19	West Virginia	2-0-2	1.0-1	0.0	0	0	0/0
9-28-19	at TCU	9-2-11*	0.0	0.0	0	0	0/0
10-5-19	Oklahoma	0-1-1	0.0	0.0	0	0	0/0
10-19-19	at Texas	6-3-9	2.5-16*	1.5-*	0	0	0/0
10-26-19	Texas Tech	6-1-7	0.0	0.0	0	1	0/0
11-2-19	K-State	4-1-5	0.0	0.0	0	0	0/0
11-16-19	at Oklahoma State	1-3-4	0.0	0.0	0	0	0/0
11-23-19	at Iowa State	0-6-6	0.0	0.0	0	0	0/0
11-30-19	Baylor	6-0-6	0.0	0.0	0	0	0/0
<b>10 games</b>		<b>37-19-56</b>	<b>3.5-17</b>	<b>1.5-14</b>	<b>0</b>	<b>1</b>	<b>0/0</b>
9-12-20	Coastal Carolina	3-0-3	0.0	0.0	0	1	0/0
<b>1 game</b>		<b>3-0-3</b>	<b>0.0</b>	<b>0.0</b>	<b>0</b>	<b>1</b>	<b>0/0</b>
<b>11 games</b>		<b>40-19-59</b>	<b>3.5-17</b>	<b>1.5-14</b>	<b>0</b>	<b>2</b>	<b>0/0</b>



## 20 | DANIEL HISHAW JR.

RB | 5-10, 200, Fr.-HS  
Moore, Okla. | Moore HS

- **2020:** Made his collegiate debut against Coastal Carolina, rushing 2 times for 2 yards
- Played in 36 games for Moore HS for head coach Brad Hill, where he rushed for 1,099 yards in his senior season

### HISHAW JR. GAME-BY-GAME STATS

Date	Opponent	No.	Yds.	TD	Avg.
9-12-20	Coastal Carolina	2	2	0	1.0
<b>1 game</b>		<b>2</b>	<b>2</b>	<b>0</b>	<b>1.0</b>



## 20 | DONOVAN GAINES

CB | 5-10, 195, Fr.-HS  
Moore, Okla. | Southmoore HS

- **HS:** Played at Southmoore high school under head coach Jeremy Stark
- Was named to the All-State first team on defense in 2019
- Cousin, Daniel Hishaw Jr., also plays for the Jayhawks

### GAINES GAME-BY-GAME STATS

Has not recorded statistics.



## 22 | DUECE MAYBERRY

CB | 6-0, 185, Fr.-HS  
Tulsa, Okla. | Owasso HS

- **2020:** Made his collegiate debut in the season-opener against Coastal Carolina
- The No. 2-ranked cornerback in the state of Oklahoma in 2019, according to Max Preps
- Older brother, Kyle, also plays cornerback for the Jayhawks

### MAYBERRY GAME-BY-GAME STATS

Has not recorded statistics.



## 22 | ROB FIORENTINO

RB | 5-10, 200, So.-1L  
Somerville, N.J. | Somerville HS

- **2019:** Played in six games as a freshman, making two tackles on special teams

### FIORENTINO GAME-BY-GAME STATS

Date	Opponent	UA-AT-TT	TFL	Sack	Int.	PD	FF/R
11-16-19	at Oklahoma State	0-1-1*	0.0	0.0	0	0	0/0
11-23-19	at Iowa State	1-0-1*	0.0	0.0	0	0	0/0
<b>2 games</b>		<b>1-1-1</b>	<b>0.0</b>	<b>0.0</b>	<b>0</b>	<b>0</b>	<b>0/0</b>



## 23 | ALONSO PERSON

LB | 6-3, 200, Fr.-HS  
Harbor City, Calif. | Narbonne HS

- **HS:** Labeled a three star recruit by Rivals, ESPN and 247 Sports
- Ranked as the No. 89 player in the state of California and the No. 100 outside linebacker in the country
- Played outside linebacker at Narbonne HS in Harbor City, California, under head coach Manuel Douglas

### PERSON GAME-BY-GAME STATS

Has not recorded statistics.



## 23 | AMAURI PESEK-HICKSON

RB | 6-0, 235, Fr.-HS  
Olathe, Kan. | Blue Valley North HS

- **HS:** Rated a three-star athlete by 247Sports.com, Rivals.com, and ESPN.com
- Versatile offensive player, rushing for 923 yards with eight touchdowns, while catching 14 touchdowns for 812 yards

### PESEK-HICKSON GAME-BY-GAME STATS

Has not recorded statistics.





## 24 | MALIK JOHNSON

WR | 5-9, 180, Fr.-HS  
The Woodlands, Texas | The Woodlands HS

- **HS:** Earned a three-star ranking from Rivals, ESPN and 247 Sports
- Recorded 418 total yards, averaging 68.8 yards per game as a junior

### JOHNSON GAME-BY-GAME STATS

Has not recorded statistics.



## 24 | REIS VERNON

P | 6-2, 190, Fr.-HS  
Bixby, Okla. | Bixby HS

- **HS:** Adidas All-American out of Bixby HS under head coach Loren Montgomery
- Named First Team All-State by the Tulsa World and the Oklahoman
- Has the same hometown as Kansas great, Chris Harris Jr.

### VERNON GAME-BY-GAME STATS

Has not recorded statistics.



## 25 | GAYFLOR FLOMO

RB | 5-9, 200, Jr.-SQ  
Fridley, Minn. | Totino Grace HS

- **2020:** Picked up 1 tackle on special teams in the season-opener against Coastal Carolina
- Brother, Kez, also played for the Jayhawks and is now a graduate assistant coach

### FLOMO GAME-BY-GAME STATS

Date	Opponent	UA-AT-TT	TFL	Sack	Int.	PD	FF/R
9-12-20	Coastal Carolina	1-0-1	0.0	0.0	0	0	0/0
<b>1 game</b>		<b>1-0-1</b>	<b>0.0</b>	<b>0.0</b>	<b>0</b>	<b>0</b>	<b>0/0</b>



## 25 | DAVID CARTER

CB | 6-2, 175, Jr.-TR  
Ocean Springs, Miss. | Ocean Springs HS

- Spent his sophomore season at Mississippi Gulf Coast Community College
- MGCCC won the 2019 MACJF national championship

### CARTER GAME-BY-GAME STATS

Has not recorded statistics.



## 26 | CODY MCNERNEY

S | 6-1, 213, So.-SQ  
Wichita, Kan. | Wichita Collegiate HS

- **2020:** Appeared in the season-opener but did not record any stats
- Appeared in 12 games in 2019, recording two total tackles on special teams

### MCNERNEY GAME-BY-GAME STATS

Date	Opponent	UA-AT-TT	TFL	Sack	Int.	PD	FF/R
9-17-19	Coastal Carolina	1-0-1*	0.0	0.0	0	0	0/0
11-30-19	Baylor	1-0-1*	0.0	0.0	0	0	0/0
<b>2 games</b>		<b>2-0-2</b>	<b>0.0</b>	<b>0.0</b>	<b>0</b>	<b>0</b>	<b>0/0</b>



## 27 | KYLER PEARSON

WR | 5-8, 170, Fr.-HS  
Tulsa, Okla. | Union HS

- **HS:** Earned a three star rating from 247sports and ESPN and a two star rating from Rivals
- Rated the No. 30 overall prospect in the state of Oklahoma by Rivals
- Hauled in 57 receptions for 551 yards and 10 touchdowns as a junior

### PEARSON GAME-BY-GAME STATS

Has not recorded statistics.



## 28 | TAIWAN BERRYHILL

LB | 6-2, 200, Fr.-HS  
New Orleans, La. | St. Augustine HS

- **HS:** Rated as a three star recruit by Rivals.com, 247 Sports and ESPN
- Ranked as the No. 39 recruit in the state of Louisiana, according to Rivals
- Started at linebacker as a junior for St. Augustine HS, where he recorded 40 total tackles with three sacks and four tackles-for-loss

### BERRYHILL GAME-BY-GAME STATS

Has not recorded statistics.



## 29 | BEN MILES

FB | 6-1, 242, Jr.-1L  
Baton Rouge, La. | Catholic HS

- **2020:** Started the season-opener against Coastal Carolina at fullback, did not record any stats
- Started 8 games, while appearing in all 12 in his first season in Lawrence
- Honorable Mention All-Big 12 in 2019

### MILES GAME-BY-GAME STATS

Date	Opponent	No.	Yds.	TD	Avg.
9-7-19	Coastal Carolina	0	0	0	0.0
9-28-19	at TCU	0	0	0	0.0
10-19-19	at Texas	0	0	0	0.0
10-26-19	Texas Tech	1*	1*	0	1.0
11-2-19	K-State	1*	0	0	0.0
11-23-19	at Iowa State	1*	0	0	0.0
<b>10 games</b>		<b>3</b>	<b>1</b>	<b>0</b>	<b>0.3</b>



## 30 | COOPER ROOT

LB | 6-3, 236, Jr.-2L  
Wichita, Kan. | Wichita Collegiate HS

- **2019:** Played in 5 games, making 2 tackles against West Virginia
- Big 12 Commissioner's Honor Roll and Athletic Director's Honor Roll (spring 2019)

### ROOT GAME-BY-GAME STATS

Date	Opponent	UA-AT-TT	TFL	Sack	Int.	PD	FF/R
9-21-19	West Virginia	1-1-2*	0.0	0.0	0	0	0/0
<b>10 games</b>		<b>1-1-2</b>	<b>0.0</b>	<b>0.0</b>	<b>0</b>	<b>0</b>	<b>0/0</b>



## 32 | DYLAN DOWNING

LB | 6-1, 230, Fr.-RS  
Kansas City, Kan. | Bishop Miege HS

- **HS:** Helped lead Bishop Miege to four straight state championships starting all four years
- Received Bobby Bell Award given to the top lineman/linebacker in small class football in the Kansas City metro area
- Recorded 131 total tackles his senior year of high school

### DOWNING GAME-BY-GAME STATS

Has not recorded statistics.



## 33 | SPENCER ROE

FB | 6-3, 255, So.-1L  
Lawrence, Kan. | Lawrence Free State HS

- **2019:** Appeared in 9 games, caught his first-career touchdown against Iowa State
- Big 12 Commissioner's Honor Roll and Athletic Director's Honor Roll (spring 2019)
- Redshirted his freshman year at KU (2018)

### ROE GAME-BY-GAME STATS

Date	Opponent	No.	Yds.	TD	Avg.
11-23-19	at Iowa State	1*	2*	1*	2.0
<b>1 game</b>		<b>1</b>	<b>2</b>	<b>1</b>	<b>2.0</b>



## 34 | NATE BETTS

S | 6-1, 186, Sr.-RS  
Kerens, Texas | Kerens HS

- **2020:** Saw action at HAWK in KU's season-opener against Coastal Carolina. Did not record stats
- Played in the first 4 games of the 2019 season, tallying 5 tackles
- Spent 2016-17 at Blinn Community College (Texas)

### BETTS GAME-BY-GAME STATS

Date	Opponent	UA-AT-TT	TFL	Sack	Int.	PD	FF/R
8-31-19	Indiana State	1-0-1	0.0	0.0	0	0	0/0
9-13-19	at Boston College	1-1-2*	0.0	0.0	0	0	0/0
9-21-19	West Virginia	2-0-2*	0.0	0.0	0	0	0/0
<b>10 games</b>		<b>4-1-5</b>	<b>0.0</b>	<b>0.0</b>	<b>0</b>	<b>0</b>	<b>0/0</b>



## 34 | WILL HUGGINS

TE | 6-7, 242, Fr.-HS  
Lenexa, Kan. | Shawnee Mission South HS

- **HS:** Labeled as a three star recruit by Rivals, ESPN and 247 Sports
- Played for Brett Oberzan at Shawnee Mission South HS, where he played tight end and safety and also served as the team's kicker and punter
- Named Class 6A All-State by SportsinKansas

### HUGGINS GAME-BY-GAME STATS

Has not recorded statistics.



## 35 | NICK CAUDLE

S | 6-0, 194, Jr.-2L  
Atchison, Kan. | Maur Hill HS

- **2019:** Appeared in 11 games, assisting on 1 tackle
- Big 12 Commissioner's Honor Roll and Athletic Director's Honor Roll (spring 2019)

### CAUDLE GAME-BY-GAME STATS

Date	Opponent	UA-AT-TT	TFL	Sack	Int.	PD	FF/R
11-2-19	K-State	0-1-1*	0.0	0.0	0	0	0/0
<b>10 games</b>		<b>0-1-1</b>	<b>0.0</b>	<b>0.0</b>	<b>0</b>	<b>0</b>	<b>0/0</b>



## 36 | LAWRENCE SHADD III

WR | 6-1, 195, Fr.-RS  
Atlanta, Ga. | McEachern HS

### SHADD GAME-BY-GAME STATS

Has not recorded statistics.



### 37 | HAYDEN HATCHER

LB | 6-3, 230, Jr.-  
Council Bluffs, Iowa | Lewis Central HS

- **2020:** Saw action in the season-opener against Coastal Carolina
- Appeared in 6 games as a sophomore. Did not record any stats

#### HATCHER GAME-BY-GAME STATS

Has not recorded statistics.



### 38 | CLINTON ANOKWURU

DE | 6-3, 235, Fr.-HS  
Richmond, Texas | Fort Bend Bush HS

- **HS:** Rated a three star recruit by Rivals, 247Sports and ESPN
- Recorded 43 tackles, 13.5 tackles-for-loss and three sacks in 2019
- Family hails from Nigeria, where they make donations and keep in communication with family

#### ANOKWURU GAME-BY-GAME STATS

Has not recorded statistics.



### 39 | RYAN MALBROUGH

S | 6-1, 196, So.-SQ  
Cecilia, La. | Cecilia HS

- **2020:** Saw action in the season-opener against Coastal Carolina
- Appeared in 3 games in 2019, registering 1 tackle
- Registered 10 rushing yards against Rutgers in 2018 on three carries

#### MALBROUGH GAME-BY-GAME STATS

Date	Opponent	UA-AT-TT	TFL	Sack	Int.	PD	FF/R
9-28-19	at TCU	1-0-1*	0.0	0.0	0	0	0/0
<b>1 game</b>		<b>1-0-1</b>	<b>0.0</b>	<b>0.0</b>	<b>0</b>	<b>0</b>	<b>0/0</b>



### 40 | DRU PROX

LB | 6-1, 215, Jr.-2L  
Kerens, Texas | Kerens HS

- **2020:** Led the Jayhawks with 11 tackles in the season-opener against Coastal Carolina
- Led the Jayhawks with 39 tackles through the first four games of 2019. Also recorded 2.0 sacks
- Received a medical redshirt for the 2019 season

#### PROX GAME-BY-GAME STATS

Date	Opponent	UA-AT-TT	TFL	Sack	Int.	PD	FF/R
9-16-17	at Ohio	0-1-1	0.5-1	0.0	0	0	0/0
9-23-17	West Virginia	4-0-4	0.0	0.0	0	0	0/0
11-25-17	at Oklahoma State	0-2-2	0.0	0.0	0	0	0/0
<b>4 games</b>		<b>7-5-12</b>	<b>0.5-1</b>	<b>0.0</b>	<b>0</b>	<b>0</b>	<b>0/0</b>
9-15-18	Rutgers	2-1-3	0.0	0.0	0	0	0/0
10-27-18	TCU	1-0-1	0.0	0.0	0	0	0/0
<b>2 games</b>		<b>4-1-5</b>	<b>0.0</b>	<b>0.0</b>	<b>0</b>	<b>0</b>	<b>0/0</b>
8-31-19	Indiana State	8-1-9	1.0-12*	1.0-12*	0	0	0/0
9-7-19	Coastal Carolina	10-1-11*	0.5-0	0.0	0	1*	0/0
9-13-19	at Boston College	6-4-10	0.0	0.0	0	0	1/0
9-21-19	West Virginia	6-3-9	1.0-10	1.0-10	0	0	0/0
<b>4 games</b>		<b>30-9-39</b>	<b>2.5-22</b>	<b>2.0-22</b>	<b>0</b>	<b>1</b>	<b>1/0</b>
9-12-20	Coastal Carolina	8-3-11*	0.5-2	0.0	0	0	0/0
<b>1 game</b>		<b>8-3-11</b>	<b>0.5-2</b>	<b>0.0</b>	<b>0</b>	<b>0</b>	<b>0/0</b>
<b>11 games</b>		<b>48-17-65</b>	<b>3.5-25</b>	<b>2.0-22</b>	<b>0</b>	<b>1</b>	<b>1/0</b>



### 41 | NICK CHANNEL

S | 6-0, 220, So.-SQ  
Wichita, Kan. | Kapaun Mt. Carmel HS

- **2020:** Saw action in the season-opener against Coastal Carolina
- Big 12 Commissioner's Honor Roll and Athletic Director's Honor Roll

#### CHANNEL GAME-BY-GAME STATS

Has not recorded statistics.



### 43 | JAY DINEEN

LB | 6-2, 225, Jr.-2L  
Lawrence, Kan. | Lawrence Free State HS

- **2020:** Saw playing time against Coastal Carolina, recording 2 tackles, including 1 for loss
- Played in all 12 games as a sophomore in 2019. Recorded 38 tackles and 1.0 sacks
- Younger brother of Joe Dineen Jr., KU linebacker from 2015-18. Younger brother, Jax, plays at K-State

#### DINEEN GAME-BY-GAME STATS

Date	Opponent	UA-AT-TT	TFL	Sack	Int.	PD	FF/R
10-27-18	TCU	1-0-1	0.0	0.0	0	0	0/0
<b>1 game</b>		<b>1-0-1</b>	<b>0.0</b>	<b>0.0</b>	<b>0</b>	<b>0</b>	<b>0/0</b>
8-31-19	Indiana State	2-0-2	0.0	0.0	0	0	0/0
9-7-19	Coastal Carolina	1-0-1	0.0	0.0	0	0	0/0
9-13-19	at Boston College	3-1-4	1.0-3	0.0	0	0	1/0*
9-21-19	West Virginia	2-1-3	0.0	0.0	0	0	0/0
9-28-19	at TCU	2-2-4	0.0	0.0	0	0	0/0
10-5-19	Oklahoma	1-0-1	0.0	0.0	0	0	0/0
10-19-19	at Texas	3-0-3	1.0-6	1.0-6*	0	0	0/0
10-26-19	Texas Tech	0-1-1	0.0	0.0	0	0	0/0
11-2-19	K-State	2-1-3	0.0	0.0	0	0	0/0
11-16-19	at Oklahoma State	4-2-6	2.5-5*	0.0	0	0	0/0
11-23-19	at Iowa State	6-4-10*	0.0	0.0	0	0	0/0
<b>11 games</b>		<b>27-12-39</b>	<b>4.5-14</b>	<b>1.0-6</b>	<b>0</b>	<b>0</b>	<b>1/0</b>
9-12-20	Coastal Carolina	2-0-2	1.0-1	0.0	0	0	0/0
<b>1 game</b>		<b>2-0-2</b>	<b>1.0-1</b>	<b>0.0</b>	<b>0</b>	<b>0</b>	<b>0/0</b>
<b>13 games</b>		<b>29-12-41</b>	<b>5.5-15</b>	<b>1.0-6</b>	<b>0</b>	<b>0</b>	<b>1/0</b>



### 44 | TABOR ALLEN

K | 6-1, 185, Fr.-HS  
Mansfield, Texas | Mansfield Lakeridge HS

- **HS:** Letterwinner in football and soccer at Mansfield Lakeridge high school, where he played under head coach Kirk Thor
- Team was district champions in 2018 ... He connected on 8-of-11 field goals while notching 42 touchbacks on kickoffs in 2020

#### ALLEN GAME-BY-GAME STATS

Has not recorded statistics.



### 45 | TYLER STOTTLE

S | 6-0, 180, Fr.-RS  
Prairie Village, Kan. | Shawnee Mission East HS

- **HS:** Played linebacker at Shawnee Mission East High School under head coach Justin Hoover
- Earned First Team All-Sunflower League honors and First Team All Non-Senior All-State Honors from Sports in Kansas as a junior

#### STOTTLE GAME-BY-GAME STATS

Has not recorded statistics.



### 45 | TREVOR KARDELL

TE | 6-5, 225, Fr.-HS  
Lee's Summit, Mo. | Lee's Summit West HS

- **HS:** Rated a three star recruit and the No. 21 tight end in the state of Missouri by 247 Sports
- Hauled in 1,944 career receiving yards and 23 touchdowns
- Will be a two-sport athlete, as he is also playing for KU baseball

#### KARDELL GAME-BY-GAME STATS

Has not recorded statistics.



### 46 | SAM SCHROEDER

FB | 6-0, 250, Jr.-1L  
Wichita, Kan. | Trinity Academy

- **2019:** Big 12 Commissioner's Honor Roll and Athletic Director's Honor Roll (spring)

#### SCHROEDER GAME-BY-GAME STATS

Has not recorded statistics.



### 46 | LIAM JONES

K | 5-10, 180, Sr.-3L  
Choctaw, Okla. | Choctaw HS

- **2020:** Kicked off 3 times for 143 yards (47.7 avg.) in the season-opener
- Connected on 11 field goals on 18 attempts during his junior season (2019)
- Made the game-winning field goal against Texas Tech on Homecoming as time expired

#### JONES GAME-BY-GAME STATS

Date	Opponent	FGM-A	Pct.	XPM-A	Pct.	Pts.
11-4-17	Baylor	0-0	0.0	0-0	0	0
<b>1 game</b>		<b>0-0</b>	<b>0.0</b>	<b>0-0</b>	<b>0</b>	<b>0</b>
9-15-18	Rutgers	0-0	0.0	2-2	100.0	2
10-6-18	at West Virginia	0-0	0.0	0-0	0	0
11-17-18	at Oklahoma	0-0	0.0	0-0	0	0
<b>3 games</b>		<b>0-0</b>	<b>0.0</b>	<b>2-2</b>	<b>100.0</b>	<b>2</b>
8-31-19	Indiana State	1-2	50.0	1-2	50.0	4
9-13-19	at Boston College	2-2	100.0*	6-6	100.0*	12*
9-21-19	West Virginia	1-1	100.0*	3-3	100.0	6
9-28-19	at TCU	0-1	0.0	2-2	100.0	2
10-5-19	Oklahoma	0-0	0.0	2-3	66.7	2
10-19-19	at Texas	2-4	50.0	4-5	80.0	10
10-26-19	Texas Tech	1-2	50.0	4-5	80.0	7
11-2-19	K-State	1-1	100.0*	1-1	100.0	4
11-16-19	at Oklahoma State	0-1	0.0	1-1	100.0	1
11-23-19	at Iowa State	3-4*	75.0	2-2	100.0	11
<b>10 games</b>		<b>11-18</b>	<b>61.1</b>	<b>26-30</b>	<b>86.6</b>	<b>59</b>
<b>14 games</b>		<b>11-18</b>	<b>61.1</b>	<b>28-32</b>	<b>87.5</b>	<b>61</b>



### 47 | JARED CASEY

FB | 6-0, 235, Fr.-HS  
Plainville, Kan. | Plainville HS

- **HS:** Was an 11-time letterwinner at Plainville high school between football, basketball and track & field
- Had over 2,000 yards rushing during two seasons at running back, while adding nine interceptions, 425 tackles and 30 total touchdowns over his career

#### CASEY GAME-BY-GAME STATS

Has not recorded statistics.



### 49 | KRISHAWN BROWN

6-1, 200, Fr-HS  
Tulsa, Okla. | Booker T. Washington HS

- **HS:** Rated as a three star recruit by Rivals.com, 247 Sports and ESPN
- Ranked as the No. 11 recruit in the state of Oklahoma according to Rivals and No. 58 in his position in the country
- In the 2018 season he recorded 119 tackles with 93 solo and 14 sacks, which helped Booker T. reach the class 6A state semifinals

#### BROWN GAME-BY-GAME STATS

Has not recorded statistics.



## 50 | MARCUS HARRIS

DL | 6-2, 270, Fr.-RS  
Montgomery, Ala. | Park Crossing HS

- **2020:** Made an appearance in the season-opener against Coastal Carolina, did not record any stats
- Appeared in 2 games in 2019, tallying 2 tackles
- Played for head coach Angelo Wheeler at Park Crossing HS

### HARRIS GAME-BY-GAME STATS

Date	Opponent	UA-AT-TT	TFL	Sack	Int.	PD	FF/R
8-31-19	Indiana State	0-1-1	0.0	0.0	0	0	0/0
11-3-19	Baylor	1-0-1	0.0	0.0	0	0	0/0
<b>2 games</b>		<b>1-1-2</b>	<b>0.0</b>	<b>0.0</b>	<b>0</b>	<b>0</b>	<b>0/0</b>



## 51 | JACK STALLARD

DL | 6-3, 245, Fr.-RS  
Overland Park, Kan. | Blue Valley North HS

### STALLARD GAME-BY-GAME STATS

Has not recorded statistics.



## 53 | CALEB TAYLOR

DL | 6-2, 260, Fr.-HS  
Kansas City, Mo. | Staley HS

- **HS:** Rated a three star strongside defensive end by Rivals.com, 247 Sports and ESPN
- Helped Staley HS to the District Championship in 2019 under the direction of head coach Phil Lite
- Voted First Team All-Conference his junior year at Hazelwood Central HS in St. Louis, Missouri

### TAYLOR GAME-BY-GAME STATS

Has not recorded statistics.



## 55 | ARMAJ ADAMS-REED

OL | 6-5, 350, Fr.-HS  
DeSoto, Texas | DeSoto HS

- **HS:** Three star recruit out of DeSoto HS, as labeled by Rivals.com, 247 Sports and ESPN
- Coached by Claude Mathis at DeSoto, where he helped the Eagles to a 9-3 record in 2019

### ADAMS-REED GAME-BY-GAME STATS

Has not recorded statistics.



## 56 | RONALDO SIGERS

OL | 6-4, 305, Fr.-HS  
Miramar, Fla. | Champagnat Catholic HS

### SIGERS GAME-BY-GAME STATS

Has not recorded statistics.



## 57 | EMORY DUGGAR

LS | 6-2, 225, Fr.-HS  
Baton Rouge, La. | Catholic HS

- **HS:** Five-time letterwinner between football and lacrosse while at Catholic high school in Baton Rouge, Louisiana
- 2018-19 football district champs and state runner up
- Was named special teams payer of the year in 2019

### DUGGAR GAME-BY-GAME STATS

Has not recorded statistics.



## 58 | API MANE

OL | 6-3, 327, Sr.-2L  
East Palo Alto, Calif. | Menlo-Atherton HS

- **2020:** Played at center in the season-opener against Coastal Carolina
- Started 2 games in 2019, while appearing in all 12
- Named to the Wuerrfel Trophy Preseason Watch List this year

### MANE GAME-BY-GAME STATS

Has not recorded statistics.



## 59 | JACK MURPHY

OL | 6-9, 275, So.-SQ  
Kansas City, Mo. | Rockhurst HS

- **HS:** Earned two letters at Rockhurst HS playing for head coach Tony Severino
- Helped the Hawkllets to a 10-3 record his senior season.

### MURPHY GAME-BY-GAME STATS

Has not recorded statistics.



## 60 | LUKE HOSFORD

LS | 6-2, 225, Fr.-RS  
Cuyahoga Falls, Ohio | Woodridge HS

- **2019:** Made his first appearance in 2019 at Oklahoma State, also played at Iowa State

### HOSFORD GAME-BY-GAME STATS

Has not recorded statistics.



## 61 | MALIK CLARK

OL | 6-4, 315, Sr.-3L  
New Orleans, La. | Warren Easton HS

- **2020:** Started the season-opener against Coastal Carolina at left tackle
- Has started 23 games in his career, including 11 in 2019 and 2018. Also played in 2 games in 2016
- Preseason All-Big 12 Fourth Team (Athlon)

### CLARK GAME-BY-GAME STATS

Has not recorded statistics.



## 62 | GARRETT JONES

OL | 6-2, 300, Fr.-HS  
Berrien Springs, Mich. | Berrien Springs HS

- **HS:** Earned a three-star rating by Rivals, ESPN and 247 Sports
- Took home all-state honors as both a junior and a senior
- Named Berrien-Cass St. Joseph Conference Offensive MVP as a senior

### JONES GAME-BY-GAME STATS

Has not recorded statistics.



## 64 | JALAN ROBINSON

OL | 6-4, 300, So.-SQ  
Lawrence, Kan. | Lawrence Free State HS

- **HS:** Earned a total of six letters at Free State HS playing football, basketball and baseball
- Helped lead the Firebirds to two conference titles and three district championships

### ROBINSON GAME-BY-GAME STATS

Has not recorded statistics.



## 66 | DANNY ROBINSON

OL | 6-5, 290, Fr.-HS  
Overland Park, Kan. | Blue Valley Northwest HS

- **HS:** Played at Blue Valley Northwest HS under head coach Clint Rider
- Credited with 13 pancake blocks, two fumble recoveries and three blocked field goals in 2019
- Named All-Eastern Kansas League Honorable Mention as a senior

### ROBINSON GAME-BY-GAME STATS

Has not recorded statistics.



## 67 | LOGAN KLUSMAN

LS | 6-1, 235, Sr.-3L  
Lafayette, La. | St. Thomas More HS

- **2020:** Appeared in the season-opener against Coastal Carolina
- Named to the Patrick Mannelly Award Preseason Watch List in 2020
- Named a Fourth Team Preseason All-American by Rubio Long Snapping (2020)

### KLUSMAN GAME-BY-GAME STATS

Has not recorded statistics.



## 68 | EARL BOSTICK JR.

OL | 6-1, 235, Sr.-2L  
Barnwell, S.C. | Barnwell HS

- **2020:** Started the season-opener at right tackle for the Jayhawks
- Transitioned to the offensive line from tight end, where he started four games as a freshman (2017)
- Scored his first-career touchdown against Texas (2017) when playing tight end

### BOSTICK JR. GAME-BY-GAME STATS

Has not recorded statistics.



## 69 | JOE KRAUSE

OL | 6-3, 290, RS-FR  
Prairie Village, Kan. | Shawnee Mission East HS

- **HS:** Was an eight-time letterwinner at Shawnee Mission East
- Was two-time Sunflower League Champion and three-time district champion under head coach Justin Hoover

### KRAUSE GAME-BY-GAME STATS

Has not recorded statistics.



## 70 | NICK WILLIAMS

OL | 6-8, 290, So.-SQ  
Overland, Mo. | Ritenour HS

- Big 12 Commissioner's Honor Roll and Athletic Director's Honor Roll (spring).
- In high school, was rated a three-star recruit and the 11th-best prospect in the state of Missouri by Rivals.com

### WILLIAMS GAME-BY-GAME STATS

Has not recorded statistics.





## 71 | JACOBI LOTT

OL | 6-4, 320, So.-1L  
Amarillo, Texas | Tascosa HS

- **2020:** Started the season-opener against Coastal Carolina at left guard
- Relative of Ronnie Lott, former USC Trojan and 14-year NFL veteran and four-time Super Bowl Champion
- Started his first career game against Baylor. Appeared in 7 games in 2019

### LOTT GAME-BY-GAME STATS

Has not recorded statistics.



## 72 | ADAGIO LOPETI

OL | 6-4, 310, Sr.-1L  
East Palo Alto, Calif. | Woodside HS

- **2020:** Got the start at center against Coastal Carolina in the season-opener
- Started 4 games in 2019, playing in all 12 games
- Redshirted the 2018 season as a junior

### LOPETI GAME-BY-GAME STATS

Has not recorded statistics.



## 73 | JACK WERNER

OL | 6-2, 280, Fr.-RS  
Cedar Rapids, Iowa | Washington HS

### WERNER GAME-BY-GAME STATS

Has not recorded statistics.



## 74 | JACKSON SATTERWHITE

OL | 6-5, 285, Fr.-HS  
Miami, Okla. | Miami HS

- **HS:** Rated a three-star prospect by Rivals and 247Sports
- Rated the 18th best player in Oklahoma by Rivals

### SATTERWHITE GAME-BY-GAME STATS

Has not recorded statistics.



## 76 | CHRIS HUGHES

OL | 6-4, 315, Sr-3L  
Miami, Okla. | Miami HS

- **2020:** Started the season-opener at right guard against Coastal Carolina
- Named to the Wuerrfel Trophy Preseason Watch List this year
- Started 8 games in 2019, playing in all 12 games in 2019

### HUGHES GAME-BY-GAME STATS

Has not recorded statistics.



## 77 | BRYCE CABELDUE

OL | 6-6, 245, Fr.-HS  
Clovis, N.M. | Clovis HS

- **HS:** Earned All-State First Team honors on offense as a senior
- Helped lead the Wildcats to the district championship in 2019
- Coached by head coach Cal Fullerton at Clovis HS

### CABELDUE GAME-BY-GAME STATS

Has not recorded statistics.



## 78 | NICHOLAS MARTINEZ

OL | 6-5, 285, Fr.-HS  
Anaheim, Calif. | Servite HS

- **HS:** Labeled as a three star recruit by Rivals, ESPN and 247 Sports
- Competed in track & field at Servite HS, where he threw the shot put and discus

### MARTINEZ GAME-BY-GAME STATS

Has not recorded statistics.



## 79 | JOSEPH GILBERTSON

OL | 6-4, 290, Jr.-SQ  
Wichita, Kan. | Wichita Northwest

- **2019:** Big 12 Commissioner's Honor Roll and Athletic Director's Honor Roll (spring)

### GILBERTSON GAME-BY-GAME STATS

Has not recorded statistics.



## 80 | KYLE THOMPSON

P | 6-4, 285, Sr.-2L  
El Cajon, Calif. | Christian HS

- **2019:** Punted 47 times for 2,538 yards (44.5 avg.) in 2019
- Ranks 10th in KU history in total punt yards (5,671). Ranks 3rd in punting average (43.6) in KU history
- Named to the Ray Guy Award Preseason Watch List (2020)

### THOMPSON GAME-BY-GAME STATS

Date	Opponent	No.	Yds.	Avg.
11-18-17	Oklahoma	1	40	40.0
11-25-17	at Oklahoma State	3	107	35.7
<b>2 games</b>		<b>4</b>	<b>147</b>	<b>36.8</b>
9-1-18	Nicholls State	8	376	47.0
9-8-19	at Central Michigan	8	323	40.4
9-15-18	Rutgers	4	162	40.5
9-22-18	at Baylor	7	333	47.6
9-29-19	Oklahoma State	6	246	41.0
10-6-18	at West Virginia	4	187	46.8
10-20-18	at Texas Tech	9	380	46.8
10-27-18	TCU	4	176	44.0
11-3-18	Iowa State	5	229	45.8
11-10-18	at K-State	5	181	36.2
11-17-18	at Oklahoma	2	75	37.5
11-23-18	Texas	7	318	45.4
<b>12 games</b>		<b>69</b>	<b>2,986</b>	<b>43.3</b>
8-31-19	Indiana State	3	147	49.0
9-7-19	Coastal Carolina	2	99	49.5
9-13-19	at Boston College	3	139	46.3
9-21-19	West Virginia	5	191	38.2
9-28-19	at TCU	9	437	48.6
10-5-19	Oklahoma	5	215	43.0
10-19-19	at Texas	3	115	38.3
10-26-19	Texas Tech	5	214	42.8
11-2-19	K-State	5	213	42.6
11-16-19	at Oklahoma State	7	299	42.7
11-23-19	at Iowa State	4	181	45.3
11-30-19	Baylor	6	288	48.0
<b>12 games</b>		<b>57</b>	<b>2,538</b>	<b>44.5</b>
9-12-20	Coastal Carolina	1	30	30.0
<b>1 game</b>		<b>1</b>	<b>30</b>	<b>30.0</b>
<b>27 games</b>		<b>131</b>	<b>5,701</b>	<b>43.5</b>

## 80 | LUKE GRIMM

WR | 6-0, 170, Fr.-HS  
Raymore, Mo. | Raymore-Peculiar HS

- **HS:** Ranked as the No. 7 wide receiver in the state of Missouri, according to Max Preps
- Chosen as a finalist for the Thomas A. Simone award (Most Outstanding high school football player in the Kansas City Metropolitan Area) and the Otis Taylor Award (Most Outstanding wide receiver/tight end in the Kansas City Metropolitan area)

### GRIMM GAME-BY-GAME STATS

Has not recorded statistics.



## 81 | KAMERON MCQUEEN

WR | 6-0, 195, Sr.-3L  
Tulsa, Okla. | Union HS

- **2020:** Saw playing time in the season-opener against Coastal Carolina
- Appeared in 7 games in 2019, making one tackle on special teams
- Big 12 Commissioner's Honor Roll and Athletic Director's Honor Roll (spring)

### MCQUEEN GAME-BY-GAME STATS

Has not recorded statistics.



## 82 | JAMES SOSINSKI

TE | 6-7, 260, Sr.-RS  
Chandler, Ariz. | Hamilton HS

- **2020:** Caught 1 pass for 16 yards in the season-opener against Coastal Carolina
- Appeared in 7 games, catching 7 passes for 72 yards in 2019
- Scored his first-career touchdown against Indiana State.
- Also played basketball for a season at KU, scoring 2 points in the 2018 Final Four vs. Villanova

### SOSINSKI GAME-BY-GAME STATS

Date	Opponent	No.	Yds.	TD	Avg.
8-31-19	Indiana State	2	25	1*	12.5*
9-7-19	Coastal Carolina	3	36	0	12.0
10-5-19	Oklahoma	1	6	0	6.0
10-25-19	Texas Tech	1	5	0	5.0
<b>4 games</b>		<b>7</b>	<b>71</b>	<b>1</b>	<b>10.3</b>
9-12-20	Coastal Carolina	1	16	0	16.0
<b>1 game</b>		<b>1</b>	<b>16</b>	<b>0</b>	<b>16.0</b>
<b>5 games</b>		<b>8</b>	<b>87</b>	<b>1</b>	<b>10.8</b>



## 83 | JACOB BORCILA

K | 6-2, 177, Fr.-RS  
Westerville, Ohio | Westerville Central HS

- **2020:** Kicked twice against Coastal Carolina, hitting a career-long of 47 yards. Missed the other
- In 2019, attempted one field goal against Coastal Carolina in from 40 yards out, but missed

### BORCILA GAME-BY-GAME STATS

Date	Opponent	FGM-A	Pct.	XPM-A	Pct.	Pts.
9-7-19	Coastal Carolina	0-1	0.0	1-1	100.0	1
<b>1 game</b>		<b>0-1</b>	<b>0.0</b>	<b>1-1</b>	<b>100.0</b>	<b>1</b>
9-12-20	Coastal Carolina	1-2	50.0	0-0	0.0	3
<b>1 game</b>		<b>1-2</b>	<b>50.0</b>	<b>0-0</b>	<b>0.0</b>	<b>3</b>
<b>2 games</b>		<b>1-3</b>	<b>33.3</b>	<b>1-1</b>	<b>100.0</b>	<b>4</b>



## 83 | QUENTIN SKINNER

WR | 6-4, 165, Fr.-HS  
Claremore, Okla. | Claremore HS

- **HS:** Amassed 59 catches for 759 receiving yards in his career at Claremore, scoring nine receiving touchdowns
- Only played in four games his senior season, hauling in nine receptions for 171 yards and three touchdowns before missing the rest of the season due to injury

### SKINNER GAME-BY-GAME STATS

Has not recorded statistics.



## 84 | JACK PARKS

TE | 6-5-237, So.-SQ  
Olathe, Kan. | Olathe Northwest HS

- Big 12 Commissioner's Honor Roll and Athletic Director's Honor Roll (spring).

### PARKS GAME-BY-GAME STATS

Has not recorded statistics.



## 85 | HUNTER KAUFMAN

WR | 5-11, 187, Jr.-2L  
Pratt, Kan. | Pratt HS

- **2020:** Saw action in the season-opener against Coastal Carolina
- Played in 10 games his sophomore season (2019), adding 2 tackles on special teams

### KAUFMAN GAME-BY-GAME STATS

Date	Opponent	UA-AT-TT	TFL	Sack	Int.	PD	FF/R
9-13-19	at Boston College	1-0-1*	0.0	0.0	0	0	0/0
10-19-19	at Texas	1-0-1*	0.0	0.0	0	0	0/0
<b>2 games</b>		<b>2-0-2</b>	<b>0.0</b>	<b>0.0</b>	<b>0</b>	<b>0</b>	<b>0/0</b>



## 86 | MAC COPELAND

TE | 6-4, 255, So.-SQ  
Wichita, Kan. | Wichita Collegiate HS

- **2019:** Played in 7 games in 2019, did not record statistics
- Outside of football, he is a certified pilot

### COPELAND GAME-BY-GAME STATS

Has not recorded statistics.



## 87 | JACK LUAVASA

TE | 6-3, 250, Sr.-2L  
San Francisco, Calif. | Riordan HS

- **2019:** Started 6 games, appeared in all 12. Scored his first-career touchdown at Boston College
- Has started in 7 career games, while appearing in 24. Spent freshman season at Snow College (Utah)
- Named to Big 12 Commissioner's Honor Roll and Athletic Director's Honor Roll (spring 2019)

### LUAVASA GAME-BY-GAME STATS

Date	Opponent	No.	Yds.	TD	Avg.
9-13-19	at Boston College	1	19*	1*	19.0
9-28-19	at TCU	1	8	0	8.0
10-19-19	at Texas	1	5	0	5.0
11-2-19	K-State	1	3	0	3.0
11-30-19	Baylor	2*	11	0	5.5
<b>5 games</b>		<b>6</b>	<b>46</b>	<b>1</b>	<b>7.7</b>



## 88 | JAMAHL HORNE

WR | 5-10, 180, So.-1L  
Miami, Fla. | Sunset HS

- **2020:** Returned 3 kicks for 71 yards in the season-opener against Coastal Carolina
- Played in 10 games in 2019, returning 20 kicks for 442 total yards
- Career-long of 40 yards came against TCU

### HORNE KICK RETURN GAME-BY-GAME STATS

Date	Opponent	No.	Yds.	TD	Avg.
9-7-19	Coastal Carolina	1	25	0	25.0
9-13-19	at Boston College	5	96	0	19.2
9-21-19	West Virginia	2	37	0	18.5
9-28-19	at TCU	2	61	0	30.5*
10-5-19	Oklahoma	4	84	0	21.0
11-16-19	at Oklahoma State	0	0	0	0.0
11-23-19	at Iowa State	6*	139*	0	23.2
<b>7 games</b>		<b>20</b>	<b>442</b>	<b>0</b>	<b>22.1</b>
9-12-20	Coastal Carolina	3	71	0	23.7
<b>1 game</b>		<b>3</b>	<b>71</b>	<b>0</b>	<b>23.7</b>
<b>8 games</b>		<b>23</b>	<b>513</b>	<b>0</b>	<b>22.3</b>



## 89 | MASON FAIRCHILD

TE | 6-5, 250, So.-1L  
Andale, Kan.-Andale HS

- **2020:** Played in the Jayhawks' season-opener, but did not record any statistics
- First-career reception came against Boston College, gaining 9 yards
- Started 2 games as a freshman, appearing in 11

### FAIRCHILD GAME-BY-GAME STATS

Date	Opponent	No.	Yds.	TD	Avg.
9-13-19	at Boston College	1	9	0	9.0
9-28-19	at TCU	1	23	0	23.0
<b>2 games</b>		<b>2</b>	<b>32</b>	<b>0</b>	<b>16.0</b>



## 90 | JEREME ROBINSON

DL | 6-3, 265, Fr.-HS  
Montgomery, Ala. | Carver HS

- **HS:** Rated a three-star prospect by 247Sports.com. Helped lead Carver HS to an 8-3 mark in 2018
- Also lettered in basketball at Carver, helping lead the Wolverines to the Alabama Class 6A state title in 2018

### ROBINSON GAME-BY-GAME STATS

Has not recorded statistics.



## 91 | COLE BRUNGARDT

K | 6-6, 220, Jr.-SQ  
Lawrence, Kan. | Lawrence HS

- **2019:** Big 12 Commissioner's Honor Roll and Athletic Director's Honor Roll (spring)
- Played under Dirk Wedd at Lawrence HS, where he was a team captain as a senior

### BRUNGARDT GAME-BY-GAME STATS

Has not recorded statistics.



## 91 | JELANI ARNOLD

DL | 6-2, 270, Jr.-1L  
Irving, Texas | MacArthur HS

- **2019:** Played in 11 games as a sophomore, compiling two tackles
- First-career tackle came against Indiana State in KU's season-opener

### ARNOLD GAME-BY-GAME STATS

Date	Opponent	UA-AT-TT	TFL	Sack	Int.	PD	FF/R
8-31-19	Indiana State	1-0-1*	0.0	0.0	0	0	0/0
9-28-19	at TCU	1-0-1*	0.0	0.0	0	0	0/0
<b>2 games</b>		<b>2-0-2</b>	<b>0.0</b>	<b>0.0</b>	<b>0</b>	<b>0</b>	<b>0/0</b>



## 92 | DONOVAN GAGEN

P/K | 5-11, 185, Sr.-  
Belleville, Ill. | Athlath Catholic HS

- **2020:** Made an appearance in the first game of 2020, did not record any stats
- Appeared in 10 games in 2019
- Spent his freshman season at Hutchinson Community College

### GAGEN GAME-BY-GAME STATS

Date	Opponent	No.	Yds.	Avg.
9-1-18	Nicholls State	1	32	32.0
9-8-19	at Central Michigan	1	33	33.0
<b>2 games</b>		<b>2</b>	<b>65</b>	<b>32.5</b>
9-13-19	at Boston College	1	42	42.0
<b>1 game</b>		<b>1</b>	<b>42</b>	<b>42.0</b>
<b>3 games</b>		<b>3</b>	<b>107</b>	<b>35.7</b>



## 93 | SAM BURT

DT | 6-4, 293, Sr.-2L  
Abilene, Kan. | Abilene HS

- **2020:** Started the season-opener on the defensive line. Recorded 2 tackles
- Started 1 game while appearing in 10 in 2019. Recorded 15 tackles and 1.0 tackles-for-loss
- 2020 Campbell Trophy nominee

### BURT GAME-BY-GAME STATS

Date	Opponent	UA-AT-TT	TFL	Sack	Int.	PD	FF/R
8-31-19	Indiana State	3-1-4*	0.0	0.0	0	0	0/0
9-21-19	West Virginia	1-1-2	0.0	0.0	0	0	0/0
9-28-19	at TCU	2-0-2	1.0-2*	0.0	0	0	0/0
10-26-19	Texas Tech	2-0-2	0.0	0.0	0	0	0/0
11-2-19	K-State	1-1-2	0.0	0.0	0	0	0/0
11-16-19	at Oklahoma State	1-0-1	0.0	0.0	0	0	0/0
11-23-19	at Iowa State	1-0-1	0.0	0.0	0	0	0/0
11-30-19	Baylor	1-0-1	0.0	0.0	0	0	0/0
<b>10 games</b>		<b>12-3-15</b>	<b>1.0-2</b>	<b>0.0</b>	<b>0</b>	<b>0</b>	<b>0/0</b>
9-12-20	Coastal Carolina	1-1-2	0.0	0.0	0	0	0/0
<b>1 game</b>		<b>1-1-2</b>	<b>0.0</b>	<b>0.0</b>	<b>0</b>	<b>0</b>	<b>0/0</b>
<b>11 games</b>		<b>13-4-17</b>	<b>1.0-2</b>	<b>0.0</b>	<b>0</b>	<b>0</b>	<b>0/0</b>



## 95 | DAJON TERRY

DT | 6-4, 345, Fr.-RS  
Meridian, Miss. | Meridian HS

- **2020:** Made an appearance in the season-opener against Coastal Carolina, did not record any stats
- Appeared in the first 2 games of the 2019 season. Recorded 2 total tackles
- Selected to play in the 2018 Mississippi Association of Coaches Bernard Blackwell All-Star game in HS

### TERRY GAME-BY-GAME STATS

Date	Opponent	UA-AT-TT	TFL	Sack	Int.	PD	FF/R
8-31-19	Indiana State	1-0-1	0.0	0.0	0	0	0/0
9-17-19	Coastal Carolina	1-0-1	0.0	0.0	0	0	0/0
<b>2 games</b>		<b>2-0-2</b>	<b>0.0</b>	<b>0.0</b>	<b>0</b>	<b>0</b>	<b>0/0</b>



## 96 | ZACH BIDDISON

DL | 6-2, 232, Jr.-SQ  
Overland Park, Kan. | Olathe East

- **HS:** Lettered in football at Olathe East HS, playing under head coach Jesse Owen
- Earned 2nd team All-Sunflower League and All-State Honorable Mention honors in 2016

### BIDDISON GAME-BY-GAME STATS

Has not recorded statistics.



## 97 | KENEAN CALDWELL

DL | 6-2, 295, Fr.-HS  
Oak Grove, La. | Oak Grove HS

- **2020:** Made his debut in the season-opener against Coastal Carolina
- 247 Sports had him ranked as the No. 37 recruit in the state of Louisiana
- Was selected to play in the 2019 Louisiana Gridiron football All Star Game

### CALDWELL GAME-BY-GAME STATS

Has not recorded statistics.



## 98 | CALEB SAMPSON

DL | 6-3, 280, Jr.-1L  
Saint Rose, La. | Northlake Christian HS

- **2020:** Started the season-opener against Coastal Carolina. Combined for 3 tackles
- Started in 6 games and played in all 12 in 2019. Recorded 12 tackles and 2.0 sacks for 18 yards
- Recorded his first-career sack against West Virginia for a loss of 7 yards

### SAMPSON GAME-BY-GAME STATS

Date	Opponent	UA-AT-TT	TFL	Sack	Int.	PD	FF/R
8-31-19	Indiana State	0-0-0	0.0	0.0	0	1	0/0
9-13-19	at Boston College	0-2-2	0.0	0.0	0	0	0/0
9-21-19	West Virginia	1-0-1	1.0-7	1.0-7	0	0	0/0
9-28-19	at TCU	1-0-1	1.0-11	1.0-11	0	0	0/0
10-19-19	at Texas	3-1-4	0.0	0.0	0	1	0/0
11-2-19	K-State	1-0-1	0.0	0.0	0	0	0/0
11-16-19	at Oklahoma State	1-0-1	0.0	0.0	0	0	0/0
11-23-19	at Iowa State	0-1-1	0.0	0.0	0	1	0/0
11-30-19	Baylor	1-0-1	0.0	0.0	0	0	0/0
<b>9 games</b>		<b>8-4-12</b>	<b>2.0-18</b>	<b>2.0-18</b>	<b>0</b>	<b>3</b>	<b>0/0</b>
9-12-20	Coastal Carolina	3-0-3	0.0	0.0	0	0	0/0
<b>1 game</b>		<b>3-0-3</b>	<b>0.0</b>	<b>0.0</b>	<b>0</b>	<b>0</b>	<b>0/0</b>
<b>10 games</b>		<b>11-4-15</b>	<b>2.0-18</b>	<b>2.0-18</b>	<b>0</b>	<b>3</b>	<b>0/0</b>



## 99 | MALCOLM LEE

DL | 6-5, 285, Jr.-1L  
Omaha, Neb. | Bellevue West HS

- **2020:** Started the season-opener at defensive end. Recorded 1 tackle
- Started 4 games, appearing in 10 in 2019. Totaled 18 tackles and 0.5 sacks for 3 yards
- Spent his freshman season at Iowa Western Community College

### LEE GAME-BY-GAME STATS

Date	Opponent	UA-AT-TT	TFL	Sack	Int.	PD	FF/R
9-7-19	Coastal Carolina	4-1-5	0.5-1	0.5-1	0	0	0/0
9-13-19	at Boston College	1-2-3	0.5-3	0.5-3	0	0	0/0
9-21-19	West Virginia	1-1-2	0.0	0.0	0	0	0/0
9-28-19	at TCU	1-0-1	0.0	0.0	0	0	0/0
10-26-19	Texas Tech	1-0-1	0.0	0.0	0	0	0/0
11-2-19	K-State	2-0-2	0.0	0.0	0	0	0/0
11-16-19	at Oklahoma State	2-0-2	0.0	0.0	0	0	0/0
11-23-19	at Iowa State	2-0-2	0.0	0.0	0	0	0/0
<b>8 games</b>		<b>14-4-18</b>	<b>1.0-4</b>	<b>1.0-4</b>	<b>0</b>	<b>0</b>	<b>0/0</b>
9-12-20	Coastal Carolina	0-1-1	0.0	0.0	0	0	0/0
<b>1 game</b>		<b>0-1-1</b>	<b>0.0</b>	<b>0.0</b>	<b>0</b>	<b>0</b>	<b>0/0</b>
<b>9 games</b>		<b>14-5-19</b>	<b>1.0-4</b>	<b>1.0-4</b>	<b>0</b>	<b>0</b>	<b>0/0</b>





## RESULTS

DATE	OPPONENT	SCORE	RESULT	ATTENDANCE
Sept. 12	COASTAL CAROLINA	23-38	L	0**

\*Big 12 Conference Game

\*\* No/Limited attendance due to COVID-19

## TEAM STATISTICS

	KU	OPP.
<b>SCORING</b>	<b>23</b>	<b>38</b>
Points Per Game	23.0	38.0
Points Off Turnovers	0	21
<b>FIRST DOWNS</b>	<b>23</b>	<b>19</b>
Rushing	11	13
Passing	9	4
Penalty	3	2
<b>RUSHING YARDAGE</b>	<b>178</b>	<b>185</b>
Yards gained rushing	219	186
Yards lost rushing	41	1
Rushing Attempts	38	42
Average Per Rush	4.7	4.4
Average Per Game	178.0	185.0
TDs Rushing	1	2
<b>PASSING YARDAGE</b>	<b>189</b>	<b>133</b>
Comp-Att-Int	21-35-2	11-18-0
Average Per Pass	5.4	7.4
Average Per Catch	9.0	12.1
Average Per Game	189.0	133.0
TDs Passing	2	3
<b>TOTAL OFFENSE</b>	<b>367</b>	<b>318</b>
Total Plays	73	60
Average Per Play	5.0	5.3
Average Per Game	367.0	318.0
<b>KICK RETURNS: #-Yards</b>	<b>4-95</b>	<b>1-17</b>
<b>PUNT RETURNS: #-Yards</b>	<b>0-0</b>	<b>0-0</b>
<b>INT RETURNS: #-Yards</b>	<b>0-0</b>	<b>2-11</b>
<b>KICK RETURN AVERAGE</b>	<b>23.8</b>	<b>17.0</b>
<b>PUNT RETURN AVERAGE</b>	<b>0.0</b>	<b>0.0</b>
<b>INT RETURN AVERAGE</b>	<b>0.0</b>	<b>5.5</b>
<b>FUMBLES-LOST</b>	<b>2-1</b>	<b>1-0</b>
<b>PENALTIES-Yards</b>	<b>5-35</b>	<b>4-48</b>
Average Per Game	35.0	48.0
<b>PUNTS-Yards</b>	<b>1-30</b>	<b>4-153</b>
Average Per Punt	30.0	38.2
Net punt average	30.0	38.2
<b>KICKOFFS-Yards</b>	<b>3-143</b>	<b>7-403</b>
Average Per Kick	47.7	57.6
Net kick average	42.0	36.9
<b>TIME OF POSSESSION/Game</b>	<b>29:35</b>	<b>30:25</b>
<b>3RD-DOWN Conversions</b>	<b>4/11</b>	<b>8/14</b>
3rd-Down Pct	36%	57%
<b>4TH-DOWN Conversions</b>	<b>2/3</b>	<b>1/1</b>
4th-Down Pct	66%	100%
<b>SACKS BY-Yards</b>	<b>0-0</b>	<b>5-22</b>
<b>MISC YARDS</b>	<b>0</b>	<b>0</b>
<b>TOUCHDOWNS SCORED</b>	<b>33</b>	<b>5</b>
<b>FIELD GOALS-ATTEMPTS</b>	<b>1-2</b>	<b>1-1</b>
<b>ON-SIDE KICKS</b>	<b>0-1</b>	<b>0-0</b>
<b>RED-ZONE SCORES</b>	<b>2-2 (100%)</b>	<b>5-5 (100%)</b>
<b>RED-ZONE TOUCHDOWNS</b>	<b>2-2 (100%)</b>	<b>4-5 (80%)</b>
<b>PAT-ATTEMPTS</b>	<b>0-0 (0%)</b>	<b>5-5 (100%)</b>

## SCORE BY QUARTER

	1Q	2Q	3Q	4Q	OT	Total
Kansas	0	3	14	6	0	23
Opponents	14	14	0	10	0	38

## RUSHING

	GP	ATT	GAIN	LOSS	NET	AVG	TD	LONG	AVG/G
Gardner, Velton	1	11	96	15	81	7.4	1	61	81.0
Williams Jr., Pooka	1	12	67	0	67	5.6	0	12	67.0
MacVittie, Thomas	1	6	42	5	37	6.2	0	19	37.0
Williams, Takulve	1	1	9	0	9	9.0	0	9	9.0
Hishaw Jr., Daniel	1	2	2	0	2	1.0	0	1	2.0
Daniels, Jalon	1	2	0	7	-7	-3.5	0	0	-7.0
Kendrick, Miles	1	4	3	14	-11	-2.8	0	3	-11.0
<b>Total</b>	<b>1</b>	<b>38</b>	<b>219</b>	<b>41</b>	<b>178</b>	<b>4.7</b>	<b>1</b>	<b>61</b>	<b>178.0</b>
<b>Opponents</b>	<b>1</b>	<b>42</b>	<b>186</b>	<b>1</b>	<b>185</b>	<b>4.4</b>	<b>2</b>	<b>17</b>	<b>185.0</b>

## PASSING

	G	EFFIC	CMP-ATT-INT	PCT	YDS	TD	LNG	AVG/G
Kendrick, Miles	1	136.27	15-24-1	62.5	56	2	37	156.0
MacVittie, Thomas	1	52.0	5-9-1	55.6	20	0	13	20.0
Daniels, Jalon	1	104.60	1-2-0	50.0	13	0	13	13.0
<b>Total</b>	<b>1</b>	<b>112.79</b>	<b>21-35-2</b>	<b>60.0</b>	<b>189</b>	<b>2</b>	<b>37</b>	<b>189.0</b>
<b>Opponents</b>	<b>1</b>	<b>178.18</b>	<b>11-18-0</b>	<b>61.1</b>	<b>133</b>	<b>3</b>	<b>43</b>	<b>133.0</b>

## RECEIVING

	G	NO	YDS	AVG	TD	LONG	AVG/G
Williams, Takulve	1	7	38	5.4	0	16	38.0
Parchment, Andrew	1	6	54	9.0	1	14	54.0
Lassiter II, Kwamie	1	5	63	12.6	1	37	63.0
Arnold, Lawrence	1	2	18	9.0	0	15	18.0
Sosinski, James	1	1	16	16.0	0	16	16.0
<b>Total</b>	<b>1</b>	<b>21</b>	<b>189</b>	<b>9.0</b>	<b>2</b>	<b>37</b>	<b>189.0</b>
<b>Opponents</b>	<b>1</b>	<b>11</b>	<b>133</b>	<b>12.1</b>	<b>3</b>	<b>43</b>	<b>133.0</b>

## TOTAL OFFENSE

	G	PLAYS	RUSH	PASS	TOTAL	AVG/G
Kendrick, Miles	1	28	-11	156	145	145.0
Gardner, Velton	1	11	81	0	81	81.0
Williams Jr., Pooka	1	12	67	0	67	67.0
MacVittie, Thomas	1	15	37	20	57	57.0
Williams, Takulve	1	1	9	0	9	9.0
Daniels, Jalon	1	4	-7	13	6	6.0
Hishaw Jr., Daniel	1	2	2	0	2	2.0
<b>Total</b>	<b>1</b>	<b>73</b>	<b>178</b>	<b>189</b>	<b>367</b>	<b>367.0</b>
<b>Opponents</b>	<b>1</b>	<b>60</b>	<b>185</b>	<b>133</b>	<b>318</b>	<b>318.0</b>



### SCORING

	TD	FGs	PATS				DXP	SAF	PTS
			KICK	RUSH	RCV	PASS			
Lassiter II, Kwamie	1	-	-	-	1	-	-	8	
Parchment, Andrew	1	-	-	-	-	-	-	6	
Gardner, Velton	1	-	-	-	-	-	-	6	
Borcola, Jacob	-	1-2	-	-	-	-	-	3	
Kendrick, Miles	-	-	-	-	1-3	-	-	0	
<b>Total</b>	<b>3</b>	<b>1-2</b>	<b>-</b>	<b>-</b>	<b>1</b>	<b>1-3</b>	<b>-</b>	<b>23</b>	
<b>Opponents</b>	<b>5</b>	<b>1-1</b>	<b>5-5</b>	<b>-</b>	<b>-</b>	<b>-</b>	<b>-</b>	<b>38</b>	

### KICK RETURNS

	NO	YDS	AVG	TD	LONG
Horne, Jamahl	3	71	23.7	0	29
Logan Jr., Kenny	1	24	24.0	0	24
<b>Total</b>	<b>4</b>	<b>95</b>	<b>23.8</b>	<b>0</b>	<b>29</b>
<b>Opponents</b>	<b>1</b>	<b>17</b>	<b>17.0</b>	<b>0</b>	<b>17</b>

### PUNT RETURNS

	NO	YDS	AVG	TD	LONG
<b>Total</b>	<b>0</b>	<b>0</b>	<b>0.0</b>	<b>0</b>	<b>0</b>
<b>Opponents</b>	<b>0</b>	<b>0</b>	<b>0.0</b>	<b>0</b>	<b>0</b>

### FUMBLE RETURNS

	NO	YDS	AVG	TD	LONG
<b>Total</b>	<b>0</b>	<b>0</b>	<b>0</b>	<b>0</b>	<b>0</b>
<b>Opponents</b>	<b>0</b>	<b>0</b>	<b>0</b>	<b>0</b>	<b>0</b>

### INTERCEPTIONS

	NO	YDS	AVG	TD	LONG
<b>Total</b>	<b>0</b>	<b>0</b>	<b>0.0</b>	<b>0</b>	<b>0</b>
<b>Opponents</b>	<b>2</b>	<b>11</b>	<b>5.5</b>	<b>0</b>	<b>8</b>

### FIELD GOAL SEQUENCE

	KANSAS	OPPONENTS
Coastal Carolina	53, (47)	(27)

Numbers in parentheses indicate field goal was made.

### FIELD GOALS

	FGM-FGA	PCT	1-19	20-29	30-39	40-49	50-99	LG	BLK
Borcola, Jacob	1-2	50.0	0-0	0-0	0-0	1-1	0-1	47	0

### PUNTING

	NO.	YDS	AVG	LONG	TB	FC	I20	50+
Thompson, Kyle	1	30	30.0	30	0	1	1	0
<b>Total</b>	<b>1</b>	<b>30</b>	<b>30.0</b>	<b>30</b>	<b>0</b>	<b>1</b>	<b>1</b>	<b>0</b>
<b>Opponents</b>	<b>4</b>	<b>153</b>	<b>38.2</b>	<b>43</b>	<b>0</b>	<b>4</b>	<b>3</b>	<b>0</b>

### KICKOFFS

	NO.	YDS	AVG	TB	OB	RETN	NET	YDLN
Jones, Liam	3	143	47.7	0	0	--	--	--
<b>Total</b>	<b>3</b>	<b>143</b>	<b>47.7</b>	<b>0</b>	<b>0</b>	<b>--</b>	<b>--</b>	<b>--</b>
<b>Opponents</b>	<b>7</b>	<b>403</b>	<b>57.6</b>	<b>2</b>	<b>0</b>	<b>23.8</b>	<b>36.9</b>	<b>28</b>

### ALL PURPOSE

	G	RUSH	REC	PR	KOR	IR	TOT	AVG/G
Gardner, Velton	1	81	0	0	0	0	81	81.0
Horne, Jamahl	1	0	0	0	71	0	71	71.0
Williams Jr., Pooka	1	67	0	0	0	0	67	67.0
Lassiter II, Kwamie	1	0	63	0	0	0	63	63.0
Parchment, Andrew	1	0	54	0	0	0	54	54.0
Williams, Takulve	1	9	38	0	0	0	47	47.0
MacVittie, Thomas	1	37	0	0	0	0	37	37.0
Logan Jr., Kenny	1	0	0	0	24	0	24	24.0
Arnold, Lawrence	1	0	18	0	0	0	18	18.0
Sosinski, James	1	0	16	0	0	0	16	16.0
Hishaw Jr., Daniel	1	2	0	0	0	0	2	2.0
Daniels, Jalon	1	-7	0	0	0	0	-7	-7.0
Kendrick, Miles	1	-11	0	0	0	0	-11	-11.0
<b>Total</b>	<b>1</b>	<b>178</b>	<b>189</b>	<b>0</b>	<b>95</b>	<b>0</b>	<b>462</b>	<b>462.0</b>
<b>Opponents</b>	<b>1</b>	<b>185</b>	<b>133</b>	<b>0</b>	<b>17</b>	<b>11</b>	<b>346</b>	<b>346.0</b>

DEFENSE

	GP	TACKLES			TFL/YDS	SACKS NO-YARDS	PASS DEF			QBH	FUMBLES		BLOCKED	
		SOLO	A	TOTAL			INT-YDS	BRUP	RCV-YDS		FF	KICK	SAF	
40 Prox, Dru	1	8	3	11	0.5-2	--	--	1	--	--	--	--	--	
18 Feaster, Denzel	1	7	--	7	--	--	--	--	--	--	--	--	--	
1 Logan Jr., Kenny	1	6	1	7	--	--	--	--	--	--	--	--	--	
9 Prunty, Karon	1	4	--	4	--	--	--	1	--	--	--	--	--	
98 Sampson, Caleb	1	3	--	3	--	--	--	--	--	--	--	--	--	
15 Johnson, Kyrion	1	2	1	3	--	--	--	--	--	--	--	--	--	
19 Potter, Gavin	1	3	--	3	--	--	--	--	--	--	--	--	--	
3 Thomas, Ricky	1	2	1	3	0.5-1	--	--	--	--	--	--	--	--	
93 Burt, Sam	1	1	1	2	--	--	--	--	--	--	--	--	--	
43 Dineen, Jay	1	2	--	2	0.5-1	--	--	--	--	--	--	--	--	
7 Ferguson, Davon	1	2	--	2	--	--	--	--	--	--	--	--	--	
99 Lee, Malcolm	1	--	1	1	--	--	--	--	--	--	--	--	--	
71 Lott, Jacobi	1	1	--	1	--	--	--	--	--	--	--	--	--	
25 Flomo, Gayflor	1	1	--	1	--	--	--	--	--	--	--	--	--	
31 Bostick Jr., Earl	1	1	--	1	--	--	--	--	--	--	--	--	--	
17 Jones, Elijah	1	1	--	1	--	--	--	--	--	--	--	--	--	
8 Mayberry, Kyle	1	1	--	1	--	--	--	--	--	--	--	--	--	
<b>Total</b>	<b>1</b>	<b>45</b>	<b>8</b>	<b>53</b>	<b>2-4</b>	<b>0-0</b>	<b>--</b>	<b>33</b>	<b>--</b>	<b>--</b>	<b>--</b>	<b>--</b>	<b>--</b>	
<b>Opponents</b>	<b>1</b>	<b>53</b>	<b>4</b>	<b>57</b>	<b>12-41</b>	<b>5-22</b>	<b>2-11</b>	<b>3</b>	<b>1</b>	<b>1-0</b>	<b>1</b>	<b>--</b>	<b>--</b>	

GAME-BY-GAME STATISTICS

GAME	FINAL SCORE	SCORE BY QUARTER				FIRST DOWNS				RUSHING			PASSING			TOTAL OFFENSE		PUNTING	FUMBLES	PENALTY	THIRD DOWNS	TOTAL TOP
		1	2	3	4	RU	PA	PN	TOT	ATT	YDS	TD	C-A-I	YDS	TD	ATT	YDS	NO-AVG	NO-LOST	NO-YDS		
Coastal Carolina	38	14	14	0	10	13	4	2	19	42	185	2	11-18-0	133	3	60	318	4-38.25	1-0	4-48	8-14	30:25
Kansas	23	0	3	14	6	11	9	3	23	38	178	1	21-35-2	189	2	73	367	1-30.0	2-1	5-35	4-11	29:35

GAME-BY-GAME OFFENSIVE STARTERS

	WR	LT	LG	C	RG	RT	TE/WR	FB/WR	WR/RB	QB	RB
Coastal Carolina	Parchment	Clark	Lott	Lopeti	Hughes	Bostick Jr.	Miles	Lassiter II	T. Williams	MacVittie	P. Williams Jr.

GAME-BY-GAME DEFENSIVE STARTERS

	DE	DT	DT/DE	OLB	LB	LB	NB/LB	CB	S	S	CB
Coastal Carolina	Sampson	Burt	Lee	Parker	Feaster	Prox	Johnson	Prunty	Ferguson	Thomas	K. Mayberry

GAME-BY-GAME LEADERS

	PASSING	RUSHING	RECEIVING	TACKLES	SACKS
Coastal Carolina	Miles Kendrick (15/24, 156 yds, 2 TD)	Velton Gardner (11 att, 81 yds, 1 TD)	Takulve Williams (7 rec, 38 yds)	Dru Prox (11 tackles)	N/A

GAME-BY-GAME PASSING

#	NAME	COMP	ATT	INT	PCT	YARDS	TD	LONG	SACK	YDS	EFFIC.
#3	KENDRICK, MILES	15	24	1	62.5	156	2	37	2	11	136.27
#17	MACVITTIE, THOMAS	5	9	1	55.6	20	0	13	1	4	52.00
#17	DANIELS, JALON	1	2	0	50.0	13	0	13	2	7	104.60



**GAME-BY-GAME RUSHING**

	<b>NO/YDS/TD</b>	<b>CCU</b>	<b>BU</b>	<b>OSU</b>	<b>WVU</b>	<b>KSU</b>	<b>ISU</b>	<b>OU</b>	<b>UT</b>	<b>TCU</b>	<b>TTU</b>
Gardner, Velton	11/81/1	11/81/1									
Williams Jr., Pooka	12/67/0	12/67/0									
MacVittie, Thomas	6/37/0	6/37/0									
Williams, Takulve	1/9/0	1/9/0									
Hishaw Jr., Daniel	2/2/0	2/2/0									
Daniels, Jalon	2/-7/0	2/-7/0									
Kendrick, Miles	4/-11/0	4/-11/0									

**GAME-BY-GAME RECEIVING**

	<b>NO/YDS/TD</b>	<b>CCU</b>	<b>BU</b>	<b>OSU</b>	<b>WVU</b>	<b>KSU</b>	<b>ISU</b>	<b>OU</b>	<b>UT</b>	<b>TCU</b>	<b>TTU</b>
Lassiter II, Kwamie	5/63/1	5/63/1									
Parchment, Andrew	6/54/1	6/54/1									
Williams, Takulve	7/38/0	7/38/0									
Arnold, Lawrence	2/18/0	2/18/0									
Sosinski, James	1/16/0	1/16/0									

**GAME-BY-GAME TACKLES**

	<b>UA-A</b>	<b>TOT</b>	<b>CCU</b>	<b>BU</b>	<b>OSU</b>	<b>WVU</b>	<b>KSU</b>	<b>ISU</b>	<b>OU</b>	<b>UT</b>	<b>TCU</b>	<b>TTU</b>
Prox, Dru	8-3	11	8-3-11									
Feaster, Denzel	7-0	7	7-0-7									
Logan Jr., Kenny	6-1	7	6-1-7									
Prunty, Karon	4-0	4	4-0-4									
Sampson, Caleb	3-0	3	3-0-3									
Johnson, Kyrion	2-1	3	2-1-3									
Potter, Gavin	3-0	3	3-0-3									
Thomas, Ricky	2-1	3	2-1-3									
Burt, Sam	1-1	2	1-1-2									
Dineen, Jay	2-0	2	2-0-2									
Ferguson, Davon	2-0	2	2-0-2									
Lee, Malcolm	0-1	1	0-1-1									
Lott, Jacobi	1-0	1	1-0-1									
Flomo, Gayflor	1-0	1	1-0-1									
Bostick Jr., Earl	1-0	1	1-0-1									
Jones, Elijah	1-0	1	1-0-1									
Mayberry, Kyle	1-0	1	1-0-1									

**GAME-BY-GAME TACKLES FOR LOSS**

	<b>UA-A</b>	<b>TOT</b>	<b>CCU</b>	<b>BU</b>	<b>OSU</b>	<b>WVU</b>	<b>KSU</b>	<b>ISU</b>	<b>OU</b>	<b>UT</b>	<b>TCU</b>	<b>TTU</b>
Dineen, Jay	1-0	1.0	1.0-1									
Thomas, Ricky	0-1	0.5	0.5-1									
Prox, Dru	0-1	0.5	0.5-2									



### KANSAS SCORING DRIVES

OPPONENT	NO. OF PLAYS	TOTAL YARDS	DRIVE TIME	TYPE OF SCORE	SCORE QTR/TIME	DRIVE START	SCORING PLAY
Coastal Carolina	7	29	0:49	FG	2nd/0:00	KU42	Borcila 47-yd FG
Coastal Carolina	15	89	8:12	TD	3rd/2:29	KU11	Parchment 14 yd TD
Coastal Carolina	3	72	1:09	TD	3rd/0:04	KU28	Gardner 61 yd TD
Coastal Carolina	9	78	2:47	TD	4TH/7:00	KU15	Lassiter 5 yd TD

### OPPONENT SCORING DRIVES

OPPONENT	NO. OF PLAYS	TOTAL YARDS	DRIVE TIME	TYPE OF SCORE	SCORE QTR/TIME	DRIVE START	SCORING PLAY
Coastal Carolina	10	62	5:17	TD	1st/6:22	CCU38	McCall 12 yd TD
Coastal Carolina	6	26	2:58	TD	1st/2:37	KU26	Brewer 2 yd TD
Coastal Carolina	7	89	3:07	TD	2nd/14:04	CCU11	Likely 2 yd TD
Coastal Carolina	4	36	1:15	TD	2nd/2:10	KU36	Heiligh 25 yd TD
Coastal Carolina	9	81	5:05	TD	4th/9:55	CCU19	McCall 2 yd TD
Coastal Carolina	7	4	3:16	FG	4th/1:13	KU14	Bascardi 27 yd FG

### DRIVE SUPERLATIVES

	KANSAS	OPPONENT
Most Plays/Result	15, vs. CCU, TD	10, vs. CCU, TD
Most Yards/Result	89, vs. CCU, TD	89, vs. CCU, TD
Most Time/Result	8:12, vs. CCU, TD	5:17, vs. CCU, TD

### SCORING DRIVE ANALYSIS

YARDAGE	KANSAS		OPPONENTS	
	TD	FG	TD	FG
No Drive	-	-	-	-
Negative Yds.	-	-	-	-
0-9	-	-	-	1
10-19	-	-	-	-
20-29	-	1	1	-
30-39	-	-	1	-
40-49	-	-	-	-
50-59	-	-	-	-
60-69	-	-	1	-
70-79	2	-	-	-
80-89	1	-	2	-
90-99	-	-	-	-

### GAME OPENING DRIVES

OPPONENTS	KANSAS			OPPONENTS		
	PTS.	1STD	YDS.	PTS.	1STD	YDS.
Coastal Carolina	0	2	41	7	4	62
Baylor						
Oklahoma State						
West Virginia						
Kansas State						
Iowa State						
Oklahoma						
Texas						
TCU						
Texas Tech						

### SECOND HALF-OPENING DRIVES

OPPONENTS	KANSAS			OPPONENTS		
	PTS.	1STD	YDS.	PTS.	1STD	YDS.
Coastal Carolina	8	7	89	0	2	21
Baylor						
Oklahoma State						
West Virginia						
Kansas State						
Iowa State						
Oklahoma						
Texas						
TCU						
Texas Tech						

### DRIVE CHART

DRIVE START RESULT	1-9 NO/TD/FG	10-19 NO/TD/FG	20-29 NO/TD/FG	30-39 NO/TD/FG	40-49 NO/TD/FG	50+ NO/TD/FG
Coastal Carolina	0/0/0	3/1/0	6/1/0	1/0/0	1/0/1	0/0/0
Baylor						
Oklahoma State						
West Virginia						
Kansas State						
Iowa State						
Oklahoma						
Texas						
TCU						
Texas Tech						

### THREE-AND-OUTS

	KANSAS THREE-AND-OUT/DRIVES	OPPONENT THREE-AND-OUT/DRIVES
Coastal Carolina	2/11	3/10
Baylor		
Oklahoma State		
West Virginia		
Kansas State		
Iowa State		
Oklahoma		
Texas		
TCU		
Texas Tech		



### KANSAS IN THE RED ZONE

DATE	OPPONENT	SCORE	TIMES IN RZ	TIMES SCORED	TOTAL PTS	TDS	RUSH TDS	PASS TDS	FGS MADE	FGA	DOWN	INT	FUMB	HALF	GAME
Sept. 12	Coastal Carolina	L, 23-38	2	2	14	2	0	2	0	0	0	0	0	0	0
<b>Totals</b>			<b>2</b>	<b>2</b>	<b>14</b>	<b>2</b>	<b>0</b>	<b>2</b>	<b>0</b>	<b>0</b>	<b>0</b>	<b>0</b>	<b>0</b>	<b>0</b>	<b>0</b>
2-of-2 (100%)															

### KANSAS OPPONENTS IN THE RED ZONE

DATE	OPPONENT	SCORE	TIMES IN RZ	TIMES SCORED	TOTAL PTS	TDS	RUSH TDS	PASS TDS	FGS MADE	FGA	DOWN	INT	FUMB	HALF	GAME
Sept. 12	Coastal Carolina	L, 23-38	5	5	31	4	2	2	1	0	0	0	0	0	0
<b>Totals</b>			<b>5</b>	<b>5</b>	<b>31</b>	<b>4</b>	<b>2</b>	<b>2</b>	<b>1</b>	<b>0</b>	<b>0</b>	<b>0</b>	<b>0</b>	<b>0</b>	<b>0</b>
5-of-5 (100%)															

### KANSAS 3RD DOWN CONVERSIONS

DATE	OPPONENT	SCORE	OVERALL	PCT.	1ST QTR	PCT.	2ND QTR	PCT.	3RD QTR	PCT.	4TH QTR	PCT.	OT	PCT.
Sept. 12	Coastal Carolina	L, 23-38	4-11	36.4	1-2	50.0	3-5	60.0	0-2	0.0	0-2	0.0	0-0	0.0
<b>Kansas</b>			<b>4-11</b>	<b>36.4</b>	<b>1-2</b>	<b>50.0</b>	<b>3-5</b>	<b>60.0</b>	<b>0-2</b>	<b>0.0</b>	<b>0-2</b>	<b>0.0</b>	<b>0-0</b>	<b>0.0</b>
<b>Opponents</b>			<b>8-14</b>	<b>57.1</b>	<b>3-3</b>	<b>100.0</b>	<b>2-3</b>	<b>66.6</b>	<b>0-3</b>	<b>0.0</b>	<b>3-5</b>	<b>60.0</b>	<b>0-0</b>	<b>0.0</b>

### KANSAS 4TH DOWN CONVERSIONS

DATE	OPPONENT	SCORE	OVERALL	PCT.	1ST QTR	PCT.	2ND QTR	PCT.	3RD QTR	PCT.	4TH QTR	PCT.	OT	PCT.
Sept. 12	Coastal Carolina	L, 23-38	2-3	66.7	0-0	0.0	0-0	0.0	2-2	100.0	0-1	0.0	0-0	0.0
<b>Kansas</b>			<b>2-3</b>	<b>66.7</b>	<b>0-0</b>	<b>0.0</b>	<b>0-0</b>	<b>0.0</b>	<b>2-2</b>	<b>100.0</b>	<b>0-1</b>	<b>0.0</b>	<b>0-0</b>	<b>0.0</b>
<b>Opponents</b>			<b>1-1</b>	<b>100.0</b>	<b>0-0</b>	<b>0.0</b>	<b>0-0</b>	<b>0.0</b>	<b>1-1</b>	<b>100.0</b>	<b>0-0</b>	<b>0.0</b>	<b>0-0</b>	<b>0.0</b>

### KANSAS TIME OF POSSESSION

DATE	OPPONENT	SCORE	OVERALL	1ST QTR	2ND QTR	3RD QTR	4TH QTR	OT
Sept. 12	Coastal Carolina	L, 23-38	29:35	6:45	8:28	9:21	5:01	--
<b>Kansas</b>			<b>Total</b>	<b>6:45</b>	<b>8:28</b>	<b>9:21</b>	<b>5:01</b>	<b>--</b>
			<b>Avg.</b>	<b>6:45</b>	<b>8:28</b>	<b>9:21</b>	<b>5:01</b>	<b>--</b>
<b>Opponents</b>			<b>Total</b>	<b>8:15</b>	<b>6:32</b>	<b>5:39</b>	<b>9:59</b>	<b>--</b>
			<b>Avg.</b>	<b>8:15</b>	<b>6:32</b>	<b>5:39</b>	<b>9:59</b>	<b>--</b>



### KANSAS LONG PLAYS

#### KANSAS 20-YARD PLUS PLAYS

YARDS	TYPE	PLAYER(S)	OPPONENT
61*	Rush	Gardner, Velton	Coastal Carolina
37	Pass	Lassiter, Kwamie from Kendrick, Miles	Coastal Carolina
29	KR	Horne, Jamahl	Coastal Carolina
24	KR	Logan Jr., Kenny	Coastal Carolina
21	KR	Horne, Jamahl	Coastal Carolina
21	KR	Horne, Jamahl	Coastal Carolina

\* touchdown scored on play

#### KANSAS LONG PLAYS BY THE NUMBERS

	NO.	TD
100+	0	0
90-99	0	0
80-89	0	0
70-79	0	0
60-69	1	1
50-59	0	0
40-49	0	0
30-39	1	0
20-29	4	0

#### KANSAS LONG PLAYS BY TYPE

	NO.	TD
Rushing	1	1
Passing	1	0
Punt returns	0	0
Kick returns	4	0
Interceptions	0	0
Fumble returns	0	0
Other	0	0
<b>TOTAL</b>	<b>6</b>	<b>1</b>

#### KANSAS LONGEST PLAYS

Rushing	61	Velton Gardner vs. CCU
Rushing TD	61	Velton Gardner vs. CCU
Passing	37	Kwamie Lassiter II vs. CCU
Passing TD	14	Andrew Parchment vs. CCU
Punt Return	--	--
Kick Return	29	Jamahl Horne vs. CCU
Interception	--	--
Punt	30	Kyle Thompson vs. CCU
Field Goal	47	Jacob Borcila vs. CCU

### KANSAS OPPONENTS LONG PLAYS

#### OPPONENT 20-YARD PLUS PLAYS

YARDS	TYPE	PLAYER(S)	KU OPPONENT
43	Pass	Heiligh, Javon from McCall, Grayson	Coastal Carolina
25*	Pass	Heiligh, Javon from McCall, Grayson	Coastal Carolina
23	Pass	Likely, Isaiah from McCall, Grayson	Coastal Carolina
22	Pass	Likely, Isaiah from McCall, Grayson	Coastal Carolina

\* touchdown scored on play

#### KANSAS 20-YARD PLUS BY PLAYER

PLAYER	NO.	TD	R	P	KR	PR	IR	FR
Horne, Jamahl	3	0	0	0	3	0	0	0
Gardner, Velton	1	1	1	0	0	0	0	0
Lassiter II, Kwamie	1	0	0	1	0	0	0	0
Logan Jr., Kenny	1	0	0	0	1	0	0	0
<b>TOTAL</b>	<b>6</b>	<b>1</b>	<b>1</b>	<b>1</b>	<b>4</b>	<b>0</b>	<b>0</b>	<b>0</b>

#### LONG PLAYS BY GAME

Opponent	No.	Opponent No.
Coastal Carolina	6	4





**KANSAS SEASON SUPERLATIVES**

**Kansas individuals**

Rushes	12	Williams Jr., Pooka vs. Coastal Carolina (Sept. 12, 2020)
Yards Rushing	81	Gardner, Velton vs. Coastal Carolina (Sept. 12, 2020)
TD Rushes	1	Gardner, Velton vs. Coastal Carolina (Sept. 12, 2020)
Long Rush	61	Gardner, Velton vs. Coastal Carolina (Sept. 12, 2020)
Pass Attempts	24	Kendrick, Miles vs. Coastal Carolina (Sept. 12, 2020)
Pass Completions	15	Kendrick, Miles vs. Coastal Carolina (Sept. 12, 2020)
Yards Passing	156	Kendrick, Miles vs. Coastal Carolina (Sept. 12, 2020)
TD Passes	2	Kendrick, Miles vs. Coastal Carolina (Sept. 12, 2020)
Long Pass	37	Kendrick, Miles vs. Coastal Carolina (Sept. 12, 2020)
Receptions	7	Williams, Takulve vs. Coastal Carolina (Sept. 12, 2020)
Yards Receiving	63	Lassiter II, Kwamie vs. Coastal Carolina (Sept. 12, 2020)
TD Receptions	1	Parchment, Andrew vs. Coastal Carolina (Sept. 12, 2020)
	1	Lassiter II, Kwamie vs. Coastal Carolina (Sept. 12, 2020)
Long Reception	37	Lassiter II, Kwamie vs. Coastal Carolina (Sept. 12, 2020)
Field Goals	1	Borcila, Jacob vs. Coastal Carolina (Sept. 12, 2020)
Long Field Goal	47	Borcila, Jacob vs. Coastal Carolina (Sept. 12, 2020)
Punts	1	Thompson, Kyle vs. Coastal Carolina (Sept. 12, 2020)
Punting Avg	30.0	Thompson, Kyle vs. Coastal Carolina (Sept. 12, 2020)
Long Punt	30	Thompson, Kyle vs. Coastal Carolina (Sept. 12, 2020)
Punts Inside 20	1	Thompson, Kyle vs. Coastal Carolina (Sept. 12, 2020)
Long Punt Return	--	--
Long Kickoff Return	29	Horne, Jahmahl vs. Coastal Carolina (Sept. 12, 2020)
Tackles	11	Prox, Dru vs. Coastal Carolina (Sept. 12, 2020)
Sacks	--	--
Tackles For Loss	1.0	Dineen, Jay vs. Coastal Carolina (Sept. 12, 2020)
Interceptions	--	--

**Kansas Team**

Rushes	38	vs. Coastal Carolina (Sept. 12, 2020)
Yards Rushing	178	vs. Coastal Carolina (Sept. 12, 2020)
Yards Per Rush	4.7	vs. Coastal Carolina (Sept. 12, 2020)
TD Rushes	1	vs. Coastal Carolina (Sept. 12, 2020)
Pass Attempts	35	vs. Coastal Carolina (Sept. 12, 2020)
Pass Completions	21	vs. Coastal Carolina (Sept. 12, 2020)
Yards Passing	189	vs. Coastal Carolina (Sept. 12, 2020)
Yards Per Pass	5.4	vs. Coastal Carolina (Sept. 12, 2020)
TD Passes	2	vs. Coastal Carolina (Sept. 12, 2020)
Total Plays	73	vs. Coastal Carolina (Sept. 12, 2020)
Total Offense	367	vs. Coastal Carolina (Sept. 12, 2020)
Yards Per Play	5.0	vs. Coastal Carolina (Sept. 12, 2020)
Points	23	vs. Coastal Carolina (Sept. 12, 2020)
Sacks By	--	--
First Downs	23	vs. Coastal Carolina (Sept. 12, 2020)
Penalties	5	vs. Coastal Carolina (Sept. 12, 2020)
Penalty Yards	35	vs. Coastal Carolina (Sept. 12, 2020)
Turnovers	3	vs. Coastal Carolina (Sept. 12, 2020)
Interceptions By	--	--
Punts	1	vs. Coastal Carolina (Sept. 12, 2020)
Punting Avg	30.0	vs. Coastal Carolina (Sept. 12, 2020)
Long Punt	30	vs. Coastal Carolina (Sept. 12, 2020)
Punts Inside 20	1	vs. Coastal Carolina (Sept. 12, 2020)
Long Punt Return	--	--

**KANSAS SEASON SUPERLATIVES**

**Opponent Individuals**

Rushes	21	Marable, CJ vs. Coastal Carolina (Sept. 12, 2020)
Yards Rushing	75	Marable, CJ vs. Coastal Carolina (Sept. 12, 2020)
TD Rushes	2	McCall, Grayson vs. Coastal Carolina (Sept. 12, 2020)
Long Rush	17	McCall, Grayson vs. Coastal Carolina (Sept. 12, 2020)
Pass Attempts	18	McCall, Grayson vs. Coastal Carolina (Sept. 12, 2020)
Pass Completions	11	McCall, Grayson vs. Coastal Carolina (Sept. 12, 2020)
Yards Passing	133	McCall, Grayson vs. Coastal Carolina (Sept. 12, 2020)
TD Passes	3	McCall, Grayson vs. Coastal Carolina (Sept. 12, 2020)
Long Pass	43	McCall, Grayson vs. Coastal Carolina (Sept. 12, 2020)
Receptions	3	Heiligh Javon vs. Coastal Carolina (Sept. 12, 2020)
	3	Likely, Isaiah vs. Coastal Carolina (Sept. 12, 2020)
Yards Receiving	74	Heiligh, Javon vs. Coastal Carolina (Sept. 12, 2020)
TD Receptions	1	Heiligh, Javon vs. Coastal Carolina (Sept. 12, 2020)
	1	Likely, Isaiah vs. Coastal Carolina (Sept. 12, 2020)
	1	Brewer, CJ vs. Coastal Carolina (Sept. 12, 2020)
Long Reception	43	Heiligh, Javon vs. Coastal Carolina (Sept. 12, 2020)
Field Goals	1	Biscardi, Massimo vs. Coastal Carolina (Sept. 12, 2020)
Long Field Goal	27	Biscardi vs. Massimo Coastal Carolina (Sept. 12, 2020)
Punts	4	Ouverson, Charles vs. Coastal Carolina (Sept. 12, 2020)
Punting Avg	38.2	Ouverson, Charles vs. Coastal Carolina (Sept. 12, 2020)
Long Punt	43	Ouverson, Charles vs. Coastal Carolina (Sept. 12, 2020)
Punts Inside 20	3	Ouverson, Charles vs. Coastal Carolina (Sept. 12, 2020)
Long Punt Return	--	--
Long Kickoff Return	17	Marable, CJ vs. Coastal Carolina (Sept. 12, 2020)
Tackles	9	Gallagher, Teddy vs. Coastal Carolina (Sept. 12, 2020)
Sacks	2.0	Brewer, CJ vs. Coastal Carolina (Sept. 12, 2020)
	2.0	Gunter, Jeffrey vs. Coastal Carolina (Sept. 12, 2020)
Tackles For Loss	3.0	Brewer, CJ vs. Coastal Carolina (Sept. 12, 2020)
Interceptions	1	Bush, Derick vs. Coastal Carolina (Sept. 12, 2020)
	1	Gunter, Jeffrey vs. Coastal Carolina (Sept. 12, 2020)

**Opponent Team**

Rushes	42	vs. Coastal Carolina (Sept. 12, 2020)
Yards Rushing	185	vs. Coastal Carolina (Sept. 12, 2020)
Yards Per Rush	4.4	vs. Coastal Carolina (Sept. 12, 2020)
TD Rushes	2	vs. Coastal Carolina (Sept. 12, 2020)
Pass Attempts	18	vs. Coastal Carolina (Sept. 12, 2020)
Pass Completions	11	vs. Coastal Carolina (Sept. 12, 2020)
Yards Passing	133	vs. Coastal Carolina (Sept. 12, 2020)
Yards Per Pass	7.4	vs. Coastal Carolina (Sept. 12, 2020)
TD Passes	3	vs. Coastal Carolina (Sept. 12, 2020)
Total Plays	60	vs. Coastal Carolina (Sept. 12, 2020)
Total Offense	318	vs. Coastal Carolina (Sept. 12, 2020)
Yards Per Play	5.3	vs. Coastal Carolina (Sept. 12, 2020)
Points	38	vs. Coastal Carolina (Sept. 12, 2020)
Sacks By	5	vs. Coastal Carolina (Sept. 12, 2020)
First Downs	19	vs. Coastal Carolina (Sept. 12, 2020)
Penalties	4	vs. Coastal Carolina (Sept. 12, 2020)
Penalty Yards	48	vs. Coastal Carolina (Sept. 12, 2020)
Turnovers	--	--
Interceptions By	2	vs. Coastal Carolina (Sept. 12, 2020)
Punts	4	vs. Coastal Carolina (Sept. 12, 2020)
Punting Avg	38.2	vs. Coastal Carolina (Sept. 12, 2020)
Long Punt	43	vs. Coastal Carolina (Sept. 12, 2020)
Punts Inside 20	3	vs. Coastal Carolina (Sept. 12, 2020)
Long Punt Return	--	--

## TEAM

Scored 80+ points	86 vs. South Dakota State, 1947
Scored 70-79 points	76, Nebraska, 2007
Scored 60-69 points	62, Southeastern Louisiana, 2007
Scored 50-59 points	55, vs. Rutgers, 2018
Scored 40-49 points	48, at Texas, 2019
Scored 40+ points in back-to-back games	45, Northern Illinois and 42, McNeese State, 2011
Rushed for 500+ yards	556, Missouri, 1975
Rushed for 400-499 yards	405 vs. Rutgers, 2018
Rushed for 300-399 yards	336, at Boston College, 2019
Rushed for 200-299 yards	239 at Texas, 2019
Passed for 500+ yards	Never
Passed for 400-499 yards	415, vs. Texas Tech, 2019
Passed for 300-399 yards	310, at Texas, 2019
Rushed/Passed for 200+ yards	259 rush, 310 pass, at Texas, 2019
Had 600+ yards of total offense	615 vs. FIU, 2007
Had 500-599 yards of total offense	vs. Texas Tech, 2019
Scored on first offensive play	vs. Central Michigan, 2014 (Pierson 74 yd run)
Won on final offensive play	vs. Texas Tech, 2019 (Jones, 32 yd FG)
Lost on final defensive play	at Texas, 2019 (Dicker, 33 yd FG)
Won in overtime	vs. Texas (24-21), 2016
Lost in overtime	vs. Nicholls (26-23), 2018
Recorded a safety	vs. Nicholls, 2018
Recorded two safeties	vs. Southeastern Louisiana, 2007
Recorded two defensive touchdowns	vs. Rutgers, 2018
Executed a two-point conversion	vs. Coastal Carolina, 2020
Recorded a 90+ yard scoring drive	98 at Iowa State, 2019
Zero punts in a game	vs. UNLV, 2003
Zero sacks allowed in a game	at Boston College, 2019
Recorded a shutout	vs. Louisiana Tech, 2008
Held opponent to 0 yards rushing	(-31) vs. Southeastern Louisiana, 2007
Blocked multiple kicks in a game	2, vs. South Dakota State, 2011 (2 Blocked Punts)
Blocked multiple punts in a game	2, vs. South Dakota State, 2011
Scored a special teams TD	vs. Ohio 2016 (99 yd KOR TD)
Scored a special teams & defensive TD	vs. FIU, 2007
10+ Pass Breakups in a game	14, vs. Iowa State, 2014

## INDIVIDUAL OFFENSE

Rushed for 200+ yards	252, Pooka Williams Jr., at Oklahoma, 2018
Rushed for 150-199 yards	154, Pooka Williams Jr., at Iowa State, 2019
Two Players Rushed for 100+ yards	Khalil Hebert (187), Pooka Williams Jr., (121) at Boston College, 2019
Three Players Rushed for 100+ yards	Smith (253), Banks (120) and Wright (116), vs. Missouri, 1975
Had 40+ carries	40, June Henley vs. Iowa State, 1996
Had 30-39 carries	36, Khalil Herbert vs. West Virginia, 2017
Had 25-29 carries	25, Pooka Williams Jr., at Texas, 2019
Rushed for 5 TDs	Never
Rushed for 4 TDs	James Sims vs. Colorado, 2010
Rushed for 3 TDs	James Sims vs. West Virginia, 2013
Passed for 500+ yards	Never
Passed for 400-499 yards	415, Carter Stanley vs. Texas Tech, 2019
Passed for 300-399 yards	310, Carter Stanley at Texas, 2019
Threw 5+ TDs	6, Todd Reesing vs. Nebraska, 2007
Threw 4 TDs	4, Carter Stanley at Texas, 2019
Threw 3 TDs	3, Carter Stanley at Iowa State, 2019
Had 60+ pass attempts	62, Peyton Bender vs. Central Michigan, 2017
Had 50-59 pass attempts	62, Peyton Bender vs. Central Michigan, 2017
Had 40-49 pass attempts	44, Carter Stanley at Iowa State, 2019
Had 30-39 pass attempts	37, Carter Stanley vs. Texas Tech, 2019
Had 30+ pass completions	30, Peyton Bender at Ohio, 2017
Had 25-29 pass completions	26, Carter Stanley vs. Texas Tech, 2019
QB Rush for 100+ yards	121, Bill Whittemore vs. Colorado, 2002
QB Rush for 100+ yards, pass for 200+ yards	(121 / 217) Bill Whittemore vs. Colorado, 2002
Had 15+ catches	16, Kerry Meier vs. Iowa State, 2009
Had 10-14 catches	10, Steven Sims Jr., vs. Oklahoma State, 2018
Had Two Players with 10+ catches	Dezmon Briscoe (14) and Kerry Meier (10) vs. Missouri, 2009
Had 250+ yards receiving	269, Dezmon Briscoe at Oklahoma, 2008
Had 200-249 yards receiving	233, Steven Sims Jr. vs. K-State, 2017
Had 150-199 yards receiving	186, Stephon Robinson Jr., vs. Texas Tech, 2019
Had 100+ yards receiving	186, Stephon Robinson Jr., vs. Texas Tech, 2019
Had 100+ yards rushing and receiving	Never
Had a touchdown rushing and receiving	Toben Oporum vs. Southern Miss, 2009
2 Players with 100+ yards receiving	186, Stephon Robinson Jr., and 109, Andrew Parchment, vs. Texas Tech, 2019
3 Players with 100+ yards receiving	Never
Had 4+ TD receptions	4, Quintin Smith vs. Louisville, 1989
Had 3 TD receptions	3, Dezmon Briscoe vs. Minnesota, 2008
Had 2 TD receptions	2, Stephon Robinson Jr., vs. Texas Tech, 2019

## INDIVIDUAL DEFENSE

Intercepted 3 passes	3, Bill Crank vs. Tulane, 1958
Intercepted 2 passes	2, Hasan Defense at West Virginia, 2018
Returned multiple interceptions for TDs	2, Patrick Brown vs. UAB, 1997
Returned an interception for a TD	Hasan Defense, vs. Indiana State, 2019
Interception Return for 100+ yards	100, Aqib Talib vs. FIU, 2007
Recorded 15+ Tackles	16, Joe Dineen Jr., vs. Nicholls, 2018
Recorded 10-14 Tackles	11, Dru Prox vs. Coastal Carolina, 2020
Two Players with 10+ Tackles	(13) Mike Lee, (10) Jay Dineen at Iowa State, 2019
Three players with 10+ Tackles	(12) Joe Dineen Jr., (10) Keith Loneker Jr., (10) Tyrone Miller Jr., at Texas, 2017
Recorded 5+ Sacks	5, Brandon Perkins vs. Louisiana Tech, 2005
Recorded 4 Sacks	5, Brandon Perkins vs. Louisiana Tech, 2005
Recorded 3 Sacks	3, Cameron Rosser vs. TCU, 2016
Had 5+ Pass Breakups	5, JaCorey Shepherd vs. Iowa State
Returned a fumble for a TD	63, Cassius Sendish, at Oklahoma, 2014

## INDIVIDUAL SPECIAL TEAMS

Returned a Kickoff for a Touchdown	99, LaQuvionte Gonzalez vs. Ohio, 2016
Punt Return for a Touchdown	76, Nick Harwell vs. West Virginia, 2014
Blocked a Punt	Stephon Robinson Jr., vs. Nicholls, 2018
Blocked Punt Return for a TD	Dakota Lewis vs. FIU, 2007
Blocked a FG	Brandon Stewart vs. West Virginia, 2015
Blocked FG Return for a TD	54, Patrick Brown at Oklahoma, 1996
Blocked a PAT	Team, at Oklahoma, 2018
Returned a PAT for a Two-Point Conversion	Carl Nesmith vs. Texas, 2000
Executed a Fake Punt for a First Down	Ryan Schadler at West Virginia, 2018
Executed a Fake Field Goal	T.J. Millweard and Trent Smiley vs. TCU, 2014
Executed an onside kick	Gabriel Rui vs. Texas, 2018
Made 5+ Field Goals	5, Bruce Kallmeyer vs. Wichita State, 1983
Made 4 Field Goals	4, Scott Webb vs. Kansas State, 2006
Made a Field Goal of 50+ Yards	54, Gabriel Rui vs. Nicholls, 2018
Recorded a 70+ yard Punt	76, Kyle Thompson at Texas, 2018
Recorded a 60-69 yard Punt	61, Kyle Thompson vs. Oklahoma, 2019



THE LAST TIME A KANSAS OPPONENT ...

TEAM

Scored 80+ points	Never
Scored 70-79 points	70 at Oklahoma State, 2011
Scored 60-69 points	61, vs. Baylor, 2019
Scored 50-59 points	50 at Texas, 2019
Scored 40-49 points	41 at Iowa State, 2019
Rushed for 500+ yards	510, at Oklahoma, 2014
Rushed for 400-499 yards	426, vs. West Virginia, 2015
Rushed for 300-399 yards	342 vs. Kansas State, 2019
Rushed for 200-299 yards	243 at Oklahoma State, 2019
Passed for 500+ yards	548, at Texas Tech, 2016
Passed for 400-499 yards	441, at Texas Tech, 2018
Passed for 300-399 yards	372, at Iowa State, 2019
Rushed/Passed for 200+ yards	243 rush, 238 pass, at Oklahoma State, 2019
Had 600+ yards of total offense	638, at Texas, 2019
Had 500-599 yards of total offense	545 vs. Oklahoma, 2019
Scored on first offensive play	vs. Texas, 2017 (49-yard reception)
Won on final offensive play	at Texas, 2019 (Dicker 33 yd FG)
Lost on final defensive play	vs. Texas Tech, 2019 (Jones 32 yd FG)
Won in overtime	26-23, vs. Nicholls, 2018
Recorded a safety	vs. TCU, 2018 (pass out of the endzone)
Recorded two safeties	at Texas, 2001
Recorded two defensive touchdowns	Iowa State, 1996 (fumble ret., INT ret.)
Recorded two special teams touchdowns	at Oklahoma, 2012 (punt return, kickoff return)
Zero punts in a game	vs. Oklahoma, 2015 (previous: at Texas A&M, 2011)
Zero sacks allowed in a game	vs. Coastal Carolina, 2020
Held KU to 0 yards rushing	-25 at TCU, 2017
Blocked multiple kicks in a game	at Texas, 2019 (blocked 2 FGs)
Scored a special teams TD	at TCU, 2019 (punt return)
Scored a special teams & defensive TD	at Oklahoma, 2016 (punt return and INT)

INDIVIDUAL OFFENSE

Rushed for 300+ yards	427, Samaje Perine at Oklahoma, 2014
Rushed for 200+ yards	250, D'Onta Foreman vs. Texas, 2016
Rushed for 150-199 yards	151, AJ Dillon at Boston College, 2019
Two Players Rushed for 100+ yards	Crawford (125) and McKoy (105) vs. West Virginia, 2017
Three Players Rushed for 100+ yards	Howard (129), Smallwood (115), Shell (108) vs. West Virginia, 2015
Had a 90+ yard run from scrimmage	93, D'Onta Foreman at Texas, 2015
Had 40+ carries	51, D'Onta Foreman vs. Texas, 2016
Had 30-39 carries	31, Justice Hill vs. Oklahoma State, 2018
Had 25-29 carries	28, Breece Hall at Iowa State, 2019
Rushed for 5+ TDs	5, Samaje Perine at Oklahoma, 2014
Rushed for 4 TDs	Desmond Nisby vs. Texas Tech, 2017
Rushed for 3 TDs	Skylar Thompson vs. Kansas State, 2019
Passed for 500+ yards	Never
Passed for 400-499 yards	467, Shane Morris vs. Central Michigan, 2017
Passed for 300-399 yards	372, Brock Purdy at Iowa State, 2019
Threw 5+ TDs	5, Kenny Hill at TCU, 2017
Threw 4 TDs	Sam Ehlinger, at Texas, 2019
Threw 3 TDs	Charlie Brewer at Baylor, 2018
Had 50+ pass attempts	50, Patrick Mahomes II vs. Texas Tech, 2015
Had 40-49 pass attempts	42, Brock Purdy at Iowa State, 2019
Had 30-39 pass attempts	34, Jett Duffey vs. Texas Tech, 2019
Had 30+ pass completions	31, Sam Ehlinger at Texas, 2019
Had 25-29 pass completions	25, Austin Kendall vs. West Virginia, 2019
Had completion percentage of 75 percent (Min. 20 pass attempts)	78.2%, Alan Bowman at Texas Tech, 2018 (36-of-46)
Had completion percentage of 80 percent (Min. 20 pass attempts)	84.3%, Baker Mayfield vs. Oklahoma (27-of-32)
Had completion percentage of 90+ percent (Min. 20 pass attempts)	95.8%, Geno Smith at West Virginia 2012 (23-of-24)**
QB Rush for 100+ yards	127, Skylar Thompson vs. Kansas State, 2019
QB Rush for 100+ yards, pass for 200+ yards	Robert Griffin III (103 rush, 312 pass) Baylor, 2011
Had 15+ catches	15, Dana Alexander vs. Missouri, 2009
Had 10-14 catches	10, Allen Lazard vs. Iowa State, 2016
Had Two Players with 10+ catches	Never*
Had 250+ yards receiving	300, Adarius Bowman vs. Oklahoma State, 2006
Had 200-249 yards receiving	219, Jonathan Giles at Texas Tech, 2016
Had 150-199 yards receiving	150 Dillon Stoner at Oklahoma State, 2019
Had 100+ yards rushing and receiving	O. Smith (157 rushing, 108 receiving) at Georgia Tech, 2011
Had a touchdown rushing and receiving	Trey Sermonvs. Oklahoma, 2019
2 Players with 100+ yards receiving	Landon Wolf (116) and Tylan Wallace (104) vs. Oklahoma State, 2018
3 Players with 100+ yards receiving	Never*
Had 4+ TD receptions	4, Adarius Bowman vs. Oklahoma, 2006
Had 3 TD receptions	Mark Chapman vs. Central Michigan, 2017
Had 2 TD receptions	La'Michael Pettway at Iowa State, 2019

INDIVIDUAL DEFENSE

Intercepted 3+ passes	3, Darcel McBath Texas Tech, 2008
Intercepted 2 passes	Kolby Harvell-Peel at Oklahoma State, 2019
Returned multiple interceptions for TDs	Never*
Returned an interception for a TD	Antwan Davis at Texas, 2017
Interception Return for 100+ yards	Never*
Recorded 15+ Tackles	15, Raaquan Davis at Baylor, 2016
Recorded 10-14 Tackles	11, Braxton Lewis at Iowa State, 2019
Two Players with 10+ Tackles	12, Ty Summers and 11, Denzel Johnson vs. TCU, 2016
Recorded 5+ Sacks	Never*
Recorded 4 Sacks	Never*
Recorded 3 Sacks	3.0, Jordan Brailford vs. Oklahoma State, 2018
Forced 2 fumbles	K.J. Smith at Baylor, 2014

INDIVIDUAL SPECIAL TEAMS

Returned a Kickoff for a Touchdown	D.J. Reed (99) vs. K-State, 2017
Kickoff Return of 100 Yards	Justin Gilbert (100) at Oklahoma State, 2013
Two returns for TDs	Gerald Neasman (99 kickoff, 41 INT), Kansas State, 1997
Punt Return for a Touchdown	Jalen Reagor at TCU, 2019
Blocked a Punt	Brayden Willis at Oklahoma, 2018
Blocked a Punt Return for a TD	Curtis Bolton at Oklahoma, 2018
Blocked a FG	Nick McCann vs. Texas Tech, 2019
Blocked FG Return for a TD	Deonte Roberts (64) vs. Rutgers, 2018
Blocked a PAT	Malcolm Roach at Texas, 2019
Returned a PAT for a Two-Point Conversion	D'Shawn Jamison at Texas, 2019
Made 5+ Field Goals	5, Jeff Jacke, at Missouri, 1992
Made 4+ Field Goals	Chris Callahan, at Baylor, 2014
Made a Field Goal of 50+ Yards	52, M. McCrane, at Kansas State, 2014
Recorded a 70+ yard Punt	73, Quinn Sharp, Oklahoma State, 2012
Recorded a 60-69 yard Punt	64, Nick O'Toole, vs. West Virginia, 2015

