

# BAYLOR

# BASKETBALL GAME NOTES



Follow **Baylor Basketball** on Twitter, Instagram and Facebook: **@BaylorMBB**

## GAME 31

5/5 **BAYLOR** (26-4, 15-3 B12) vs. **TCU** (16-15, 7-11 B12) or **KANSAS STATE** (10-21, 3-15 B12)



March 12, 2020 • 6:00 p.m. CT • Watch: ESPN2 and ESPN App • Listen: ESPN Central Texas & TuneIn App  
Kansas City, Mo. • Sprint Center (18,972) • Social Media: **@BaylorMBB** | **#SicEm** | **#1TGF**

### MEDIA INFORMATION

TV: ESPN2 and ESPN App

Talent: Rich Hollenberg (pxp), Chris Spatola (analyst), Kris Budden (reporter)

BU Radio: Baylor-IMG College / ESPN Central Texas

Talent: John Morris (pxp), Pat Nunley (analyst)

Satellite Radio: Sirius 135, XM 199, Internet 953

Social Media: **@BaylorMBB** | **#SicEm** | **#1TGF**

All-Time Series BU is 16-22 in Big 12 Championships

Drew Era Baylor is 12-15

Kansas City Baylor is 12-18

vs. TCU Baylor is 1-0

vs. K-State Baylor is 1-3

Last Season Lost vs. Iowa State in Quarterfinal

Last Semifinal 2016, lost vs. Kansas

Last Final 2014, lost vs. Iowa State

### 2019-20 SCHEDULE & RESULTS

DATE	BU	OPP	OPPONENT	TV	TIME
N5	16/18	—	CENTRAL ARKANSAS	Big 12 Now/ESPN+	W, 105-61
N8	16/18	rv/rv	vs. Washington <sup>1</sup>	ESPN	L, 64-67
N15	24/18	—	TEXAS STATE	Big 12 Now/ESPN+	W, 72-63
N21	24/23	—	vs. Ohio <sup>2</sup>	ESPN2	W, 76-53
N22	24/23	—	at Coastal Carolina <sup>2</sup>	ESPNU	W, 77-65
N24	24/23	17/15	vs. Villanova <sup>2</sup>	ESPN	W, 87-78
D3	18/16	—	MD. EASTERN SHORE	Big 12 Now/ESPN+	W, 78-46
D7	18/16	12/11	ARIZONA	ESPNU	W, 63-58
D10	11/11	18/19	BUTLER <sup>3</sup>	ESPN2	W, 53-52
D18	10/11	—	vs. UT-Martin <sup>4</sup>	ESPNU	W, 91-63
D30	6/4	—	JACKSON STATE	Big 12 Now/ESPN+	W, 83-57
J4	6/4	—	• TEXAS	ESPN2	W, 59-44
J7	4/4	22/21	• at Texas Tech	ESPN2	W, 57-52
J11	4/4	3/3	• at Kansas	CBS	W, 67-55
J15	2/2	—	• IOWA STATE	Big 12 Now/ESPN+	W, 68-55
J18	2/2	—	• at Oklahoma State	ESPN2	W, 75-68
J20	1/2	—	• OKLAHOMA	ESPN	W, 61-57
J25	1/2	rv/rv	at Florida <sup>5</sup>	ESPN	W, 72-61
J29	1/1	—	• at Iowa State	ESPNU	W, 67-53
F1	1/1	—	• TCU	ESPN2	W, 68-52
F3	1/1	—	• at Kansas State	ESPN2	W, 73-67
F8	1/1	—	• OKLAHOMA STATE	ESPN2	W, 78-70
F10	1/1	—	• at Texas	ESPN	W, 52-45
F15	1/1	14/14	• WEST VIRGINIA	Big 12 Now/ESPN+	W, 70-59
F18	1/1	—	• at Oklahoma	ESPN2	W, 65-54
F22	1/1	3/3	• KANSAS	ESPN	L, 61-64
F25	2/2	—	• KANSAS STATE	Big 12 Now/ESPN+	W, 85-66
F29	2/2	—	• at TCU	ESPN	L, 72-75
M2	4/4	rv/rv	• TEXAS TECH	ESPN	OT W, 71-68
M7	4/4	rv/rv	• at West Virginia	Big 12 Now/ESPN+	L, 64-76
M12	5/5	—	vs. TBD <sup>6</sup>	ESPN2	6 p.m.

#### SCHEDULE KEY

1 – Armed Forces Classic (Anchorage); 2 – Myrtle Beach Invitational (Conway, S.C.); 3 – Big East/Big 12 Battle (Waco, Texas); 4 – The Battleground 2k19 (Houston); 5 – Big 12/SEC Challenge (Gainesville, Fla.); 6 – Big 12 Championship (Kansas City)

Rankings: AP/Coaches; All times Central

### BAYLOR ATHLETICS COMMUNICATIONS

DAVID KAYE

Assistant AD

254-709-5147 • David\_Kaye@baylor.edu

### STORY LINES

- No. 5 Baylor takes on No. 7 TCU or No. 10 K-State in Thursday's quarterfinal at the Big 12 Championship.
- Baylor is a top-2 seed for the first time since the 1988 Southwest Conference Tournament.
- If Baylor faces TCU, it will be the 2nd time at a Big 12 Championship (win in 2014 first round).
- If BU faces K-State, it will be the 5th time at a B12 Champ (win in 2012, losses in 2002, 2010, 2017).
- Baylor is looking to advance to the semifinals for a 4th time in the last 7 years (2014, 2015, 2016).
- A win would tie the 3rd-most wins in program history (30 in 2012, 28 in 2010, 27 in 2017).
- Baylor became the first program in Big 12 history to have 5 players named to All-Big 12 teams.
- BU also had the league's Coach of the Year (Scott Drew), Newcomer of the Year (Davion Mitchell), Sixth Man Award winner (Devonte Bando) and Most Improved Player (Freddie Gillespie).
- BU players made up 60% of the Big 12 All-Defensive Team (Mark Vital, Mitchell and Gillespie).
- Baylor is guaranteed to finish with its fewest losses since going 18-6 in 1968-69.
- Baylor was No. 1 in the AP Top 25 for 5 straight weeks, tying the longest streak since Kentucky in 2015.
- Baylor is on a school-record streak of 10 straight weeks top-5 ranked (previously 6 straight in 2017).
- BU has led by at least 5 points in every game and has built a double-digit lead in 24 of 30 games, while the Bears have trailed by double-digits 4 times all season (win at OSU, losses vs. KU, at TCU, at WVU).
- Baylor (11-2) has the nation's best record in NET Quadrant 1 games and the 2nd-most Quadrant 1 wins behind only Kansas (12-3). Every other team with 10+ Q1 wins has at least 6 Q1 losses.
- Baylor (6-1) has the nation's best record vs. AP Top 25 ranked teams (min. 3 games).
- Three of Baylor's 4 losses this season have been by 3 points (vs. Washington, vs. Kansas, at TCU).
- Baylor ranks 7th nationally in scoring defense (60.1) and 18th nationally in scoring margin (+11.0).
- Baylor's 60.1 ppg allowed is just shy of the Big 12 scoring defense record (59.4 TAMU in 2007).
- Baylor's 2-point FG% defense ranks 19th nationally (.444) and effective FG% defense ranks 15th (.452).
- BU's 26-4 is its best 30-game mark in program history. BU's best 31-game start is 25-6 in 2012 & 2017.
- Baylor's streak of 19 consecutive AP polls ranked is 3rd-longest in program history (all since 2010).
- BU and KU were a combined 16-2 in Big 12 road games, while the rest of the league was 16-56.
- BU held 8 Big 12 opponents to 55 or fewer points, the program record for most in a single season.
- BU is No. 5 in the NET with 7 top-25 NET wins: No. 1 (road), No. 13, No. 14, No. 17, No. 19, No. 22 (2x).
- Baylor has the nation's most wins and best record (8-2) vs. NET top-30 ranked teams (min. 3 games).
- Baylor's defense has forced 15+ turnovers in 18 of 30 games after doing so in 7 of 34 games last year.
- Baylor has held 5 high-major opponents to their season-low scoring totals – Arizona (58), Butler (52), Texas (44), Texas Tech (52) and Kansas (55). BU has held 26 of 30 opponents below 70 points.
- BU is the only team with 2 Naismith Defensive POY semifinalists (**Mark Vital & Davion Mitchell**).
- Baylor is the only school with FB, MBB, WBB & VB all ranked. Those teams are 95-11 this year.
- Baylor is playing its 242nd game as a ranked team under Drew – BU was ranked in 2 of 2197 games over the program's 97 seasons prior to Drew. Since 2008-09, BU has been ranked in 239 of 421 games.

### TEAM INFORMATION

BAYLOR (26-4, 15-3 Big 12)	
Ranking	5th – AP, 5th – Coaches
Head Coach	Scott Drew (Butler, 1993)
Career Record	362-224 (18th season)
BU Record	342-213 (17th season)
Big 12 Champ.	12-15

### TCU (16-15, 7-11 Big 12)

Head Coach	Jamie Dixon (TCU, 1987)
TCU Record	84-56 (4th season)

### KANSAS STATE (10-21, 3-15 Big 12)

Head Coach	Bruce Weber (Wisconsin-Milwaukee, 1978)
K-State Record	160-110 (8th season)

### BAYLOR 2019-20 STATS

#	P	NAME	YR	PPG	RPG	APG	MPG
12	G	Jared Butler	So.	16.0	3.2	3.1	30.4
31	G	MaCio Teague	RJr.	13.9	4.6	1.9	32.6
45	G	Davion Mitchell	RSo.	9.9	2.7	3.8	32.4
33	F	Freddie Gillespie	RSr.	9.6	9.0	2.2*	28.4
2	G	Devonte Bando	Sr.	7.6	3.6	1.5	25.8
11	F	Mark Vital	RJr.	6.1	6.2	1.8	26.0
24	F	Matthew Mayer	So.	4.8	1.9	0.8	11.6
25	F	Tristan Clark	Jr.	4.0	2.4	0.5	13.1
0	F	Flo Thamba	So.	2.3	2.2	0.7*	9.1
15	G	Obim Okeke	Sr.	0.1	0.6	0.6	3.0
13	F	Jackson Moffatt	RFr.	0.0	0.2	0.0	2.0
5	F	Jordan Turner	Fr.	—	—	—	—

\* - blocks per game

**PRONUNCIATIONS**

John JAKUS JAYK-us  
 Matthew MAYER MYE-er  
 DAVION Mitchell DAY-vee-ahn  
 OBIM OKEKE OH-bihm oh-KAY-kay  
 Jonathan TCHAMWA TCHATCHOUA  
 CHAWM-wuh CHAT-chew-wuh  
 MACIO Teague may-SEE-oh  
 Mark VITAL VYE-tuhl

**2019-20 SEASON HONORS**

**DEVONTE BANDOO**

Big 12 Sixth Man Award

**JARED BUTLER**

All-America Third Team (Sporting News)  
 All-Big 12 First Team (unanimous)  
 USBWA District VII Player of the Year  
 Wooden Award Last Season Top 20  
 Bob Cousy Point Guard of the Year Award Finalist (1 of 10)  
 Naismith Trophy Midseason Team (1 of 30)  
 Lute Olson Award Midseason Watch List (1 of 30)  
 Oscar Robertson Trophy Watch List  
 USBWA Oscar Robertson National Player of the Week (Jan. 14)  
 Big 12 Player of the Week (Jan. 13)  
 Big 12 Player of the Week (Nov. 25)  
 Myrtle Beach Invitational MVP  
 Academic All-Big 12, Second Team

**SCOTT DREW**

National Coach of the Year (NBC Sports)  
 Big 12 Coach of the Year  
 USBWA District VII Coach of the Year  
 Naismith Men's Coach of the Year Semifinalist

**FREDDIE GILLESPIE**

Big 12 Most Improved Player  
 All-Big 12 Second Team  
 Big 12 All-Defensive Team  
 Big 12 Player of the Week (Dec. 9)  
 CoSIDA Academic All-District 7  
 Academic All-Big 12, First Team

**DAVION MITCHELL**

Big 12 Newcomer of the Year  
 All-Big 12 Third Team  
 Big 12 All-Defensive Team  
 Big 12 All-Newcomer Team (unanimous)  
 Naismith Defensive Player of the Year Semifinalist (1 of 10)

**JACKSON MOFFATT**

Academic All-Big 12, First Team

**OBIM OKEKE**

Academic All-Big 12, Second Team

**MACIO TEAGUE**

All-Big 12 Second Team  
 Big 12 All-Newcomer Team (unanimous)  
 Big 12 Newcomer of the Week (Feb. 10)  
 Big 12 Newcomer of the Week (Jan. 13)  
 Myrtle Beach Invitational All-Tournament Team  
 Academic All-Big 12, Second Team

**MARK VITAL**

All-Big 12 Third Team  
 Big 12 All-Defensive Team (unanimous)  
 Naismith Defensive Player of the Year Semifinalist (1 of 10)  
 Captain of Seth Davis' 21st-annual All-Glue Team

**QUICK HITS**

- Baylor's 23-game winning streak was the longest ever by a Big 12 team (previously 22 by 1996-97 KU).
- BU's 13-game conference winning streak was the longest in school history (previously 11 in 1946 SWC).
- Baylor has won 20+ games in 11 of the last 13 seasons after recording only three 20-win seasons in the previous 100 years of Baylor Basketball (1946, 1948, 1988).
- Baylor is 51-5 when leading at halftime over the last 3 seasons since 2017-18 (21-2 this season).
- Baylor has won 89% of its games when leading at the half since 2011-12 (169-21).
- BU is 114-23 since 2015-16 when leading at any point in the 2nd half of a game (26-3 this season).
- Baylor is 217-97 over the last 9 seasons, averaging 24 wins per season since 2012.
- Baylor's 217 wins since 2011-12 are second-most in the Big 12 behind only Kansas (264).
- Baylor is 308-144 since 2007-08, the first year Drew's staff had a full allotment of scholarships.
- BU returned 8 letterwinners from last season, including 5 players who made at least 7 starts – **Mark Vital** (34), **Jared Butler** (21), **Tristan Clark** (14), **Freddie Gillespie** (11) and **Devonte Bando** (7).
- Baylor returned 9 players with at least 26 games of Division I experience, including a pair of transfers who are now starters after sitting out last season – **Davion Mitchell** and **MaCio Teague**.
- Eight of Baylor's 14 players either have used or are currently using a redshirt year. Five after transferring to BU – Flagler, Gillespie, Mitchell, Tchamwa Tchatchoua and Teague, and three as freshmen – Moffatt, Turner and Vital.
- Nine of Baylor's 10 starting point guards under Drew have earned All-Big recognition (15 of last 16 seasons).
- The Bears are one of 11 programs nationally (1 of 6 in Power-5) to win 18+ games in every year since 2008.
- Baylor is 1 of 14 teams nationally to appear in every postseason since 2012 (6 NCAAs, 2 NITs).
- Baylor has the nation's 10th-longest active streak with at least one 3-point FG made in 933 straight games – the last time Baylor failed to make a 3-pointer was more than 29 years ago, on Feb. 21, 1990 vs. Texas Tech (0-8).
- BU is 6-1 all-time in Big 12/SEC Challenges, the best record of any team in either league. Combined with a 3-1 mark in the Big 12/Pac-10 Series and 1-0 in the Big 12/Big East Battle, Baylor is 10-2 in conference challenges.
- Baylor has won 6 tournament titles under **Drew** (2007 Paradise Jam, 2011 Las Vegas Classic, 2013 NIT, 2016 Battle 4 Atlantis, 2017 Hall of Fame Classic and 2019 Myrtle Beach Invitational).

**ONE OF THE GREATEST REBUILDS IN NCAA HISTORY**

- **Scott Drew** became Baylor head coach in 2003, starting of one of the greatest rebuilds in NCAA history.
- Drew is 1 of 10 semifinalists for the Naismith Men's Coach of the Year.
- Drew is now in his 17th season at Baylor and is the school's all-time wins leader (342).
- Drew is coaching his 556th game at Baylor (342-213). His .616 winning percentage is best in BU history among coaches with 40+ games, and he's the program's all-time wins leader.
- Baylor has a .681 winning percentage (308-144) since Drew's first year with no scholarship restrictions in 2007-08 and a .691 winning percentage (217-97) over the last 9 seasons since 2011-12.
- Drew (49) is the youngest of 12 coaches nationally to take his current program to four Sweet 16s since 2010.
- Baylor is playing its 242nd game as a ranked team in Drew's 17 seasons. BU was ranked in 2 of 2,197 games over the program's first 97 seasons prior to Drew. Since 2008-09, BU has been ranked in 239 of 421 games.
- In Drew's first 16 seasons at Baylor, 42 players have gone on to professional careers.

**UP NEXT**

- The winner of Thursday's quarterfinal will face No. 3 seed Oklahoma or No. 6 seed West Virginia in a semifinal game at 8 p.m. CT Friday. The winner of that game advances to Saturday's 5 p.m. championship game.

**2019-20 BAYLOR BASKETBALL ROSTER**

NO.	NAME	POS	HT	WT	CL.-EXP.	HOMETOWN/PREVIOUS SCHOOL
0	Flo Thamba	F	6-10	240	So.-1L	Kinshasa, Democratic Republic of Congo/Mountain Mission School
2	Devonte Bando	G	6-3	185	Sr.-1L	Mississauga, Ontario/Faith Baptist HS (Hutchinson [Kan.] CC)
5	Jordan Turner	G/F	6-7	195	Fr.-HS	Houston, Texas/Sunrise Christian
10	Adam Flagler	G	6-3	180	So.-%-TR	Duluth, Ga./Duluth HS (Presbyterian)
11	Mark Vital	G/F	6-5	230	RJr.-^2L	Lake Charles, La./Advanced Prep International
12	Jared Butler	G	6-3	190	So.-1L	Reserve, La./Riverside Academy
13	Jackson Moffatt	G/F	6-6	210	RFr.-SQ	Magnolia, Texas/Magnolia HS
15	Obim Okeke	G	6-0	225	Sr.-1L	Las Vegas, Nev./Bishop Gorman HS
23	Jonathan Tchamwa Tchatchoua	F	6-8	245	So.-%-TR	Douala, Cameroon/NBA Global Academy - Australia (UNLV)
24	Matthew Mayer	G/F	6-9	210	So.-1L	Austin, Texas/Westlake HS
25	Tristan Clark	F	6-10	245	Jr.-2L	San Antonio, Texas/Wagner HS
31	MaCio Teague	G	6-3	195	RJr.-^SQ	Cincinnati, Ohio/Walnut Hills HS (UNC Asheville)
33	Freddie Gillespie	F	6-9	245	RSr.-^1L	St. Paul, Minn./East Ridge HS (Carleton)
45	Davion Mitchell	G	6-2	195	RSo.-^SQ	Hinesville, Ga./Liberty County HS (Auburn)

^ - sat out 2016-17 as redshirt \* - sat out 2017-18 as redshirt # - sat out 2018-19 as redshirt % - will sit out 2019-20 as transfer

**COACHING & SUPPORT STAFF**

**Head Coach:** Scott Drew (Butler, 1993), 17th season at Baylor (18th season as Division I head coach)  
**Associate Head Coach:** Jerome Tang (Charter Oak State, 2007), 17th season at Baylor  
**Assistant Coach:** Alvin Brooks III (Idaho State, 2002), 4th season at Baylor  
**Assistant Coach:** John Jakus (Trinity International, 1999), 3rd season at Baylor  
**Special Assistant & Director of Player Development:** Jared Nuness (Valparaiso, 2001), 10th season at Baylor  
**Special Assistant to the Head Coach:** Bill Peterson (Eckerd, 1979), 3rd season at Baylor  
**Director of Basketball Operations:** Aditya Malhotra (Baylor, 2006), 7th season at Baylor  
**Director of Video Operations:** Ty Beard (Baylor, 2009), 3rd season at Baylor

**2019-20 BAYLOR BASKETBALL GAME NOTES**  
**SIX BAYLOR PLAYERS EARN BIG 12 HONORS**

- All five Baylor starters were named to All-Big 12 teams, making BU the first team in the league's 24-year history with five players on All-Big 12 teams. BU also had the league's Sixth Man Award winner.
- **Jared Butler** became Baylor's first underclassman named first-team All-Conference since Terry Teagle in 1980.
- **Freddie Gillespie** and **MaCio Teague** were second team, and **Mark Vital** and **Davion Mitchell** were third team.
- **Devonte Bando** was the Sixth Man Award winner, **Gillespie** was Most Improved Player, **Mitchell** was Newcomer of the Year and **Drew** was Coach of the Year.
- **Vital**, **Gillespie** and **Mitchell** made up three-fifths of the league's All-Defensive Team.

**DREW RECOGNIZED WITH COACH OF THE YEAR ACCOLADES**

- BU head coach **Scott Drew** has been recognized with conference, regional and national Coach of the Year honors.
- Drew was selected National Coach of the Year by NBC Sports, District VII Coach of the Year by the USBWA and Big 12 Coach of the Year by both the league's coaches and media who cover the league.
- Drew is Baylor's first coach since Jim Haller in 1981 to earn a conference Coach of the Year award.

**BUTLER BECOMES 9TH ALL-AMERICAN OF DREW ERA**

- Sophomore **Jared Butler** was named to Sporting News' All-America Third Team, becoming Baylor's 9th All-American in the Drew era and the Bears' first underclassman to earn All-America honors since Terry Teagle in 1980.
- Butler is Baylor's fifth Sporting News All-American, joining Johnathan Motley (2017, second team), Tweety Carter (2010, fourth team), Darryl Middleton (1988, honorable mention) and Micheal Williams (1987, honorable mention).

**BAYLOR'S BIG 12 CHAMPIONSHIP HISTORY**

- Baylor is the No. 2 seed for the first time in Big 12 Championship history.
- Baylor is 16-22 all-time in the Big 12 Championship and 12-15 under head coach Scott Drew.
- Baylor is 10-11 all-time at Sprint Center, including a 2-0 mark in the 2017 Hall of Fame Classic
- BU is 8-11 in Big 12 Championship games at Sprint Center and 12-18 in Big 12 Championship games in Kansas City.
- BU is 6-5 in Big 12 Championship play as the higher seed and 10-17 as the lower seed.

**BAYLOR AT THE BIG 12 CHAMPIONSHIP**

Year	Round	Opponent	Score	Location
1997	March 6	First Round	[8] Oklahoma State 80, [9] Baylor 66	Kansas City, Mo.
1998	March 5	First Round	[5] Baylor 66, [12] Texas A&M 63	Kansas City, Mo.
	March 6	Quarterfinals	[4] Nebraska 65, [5] Baylor 61	Kansas City, Mo.
1999	March 4	First Round	[5] Oklahoma State 83, [12] Baylor 57	Kansas City, Mo.
2000	March 9	First Round	[9] Baylor 63, [8] Nebraska 55	Kansas City, Mo.
	March 10	Quarterfinals	[1] Iowa State* 76, [9] Baylor 64	Kansas City, Mo.
2001	March 8	First Round	[8] Baylor 86, [9] Colorado 84 (ot)	Kansas City, Mo.
	March 9	Quarterfinals	[8] Baylor 62, [1] Iowa State 49	Kansas City, Mo.
	March 10	Semifinals	[4] Texas 76, [8] Baylor 62	Kansas City, Mo.
2002	March 7	First Round	[7] Kansas State 74, [10] Baylor 73 (ot)	Kansas City, Mo.
2003	March 13	First Round	[7] Texas Tech 68, [10] Baylor 65	Dallas, Texas
2004			— Did Not Participate —	Dallas, Texas
2005	March 10	First Round	[5] Iowa State 77, [12] Baylor 57	Kansas City, Mo.
2006	March 9	First Round	[5] Colorado 65, [12] Baylor 61	Dallas, Texas
2007	March 8	First Round	[11] Baylor 97, [6] Missouri 83	Oklahoma City, Okla.
	March 9	Quarterfinals	[3] Texas 74, [11] Baylor 69	Oklahoma City, Okla.
2008	March 13	First Round	[12] Colorado 91, [5] Baylor 84 (2ot)	Kansas City, Mo.
2009	March 11	First Round	[9] Baylor 65, [8] Nebraska 49	Oklahoma City, Okla.
	March 12	Quarterfinals	[9] Baylor 71, [1] Kansas 64	Oklahoma City, Okla.
	March 13	Semifinals	[9] Baylor 76, [5] Texas 70	Oklahoma City, Okla.
	March 14	Championship	[3] Missouri* 73, [9] Baylor 60	Oklahoma City, Okla.
2010	March 11	Quarterfinals	[3] Baylor 86, [6] Texas 67	Kansas City, Mo.
	March 12	Semifinals	[2] Kansas State 82, [3] Baylor 75	Kansas City, Mo.
2011	March 9	First Round	[10] Oklahoma 84, [7] Baylor 67	Kansas City, Mo.
2012	March 8	Quarterfinals	[4] Baylor 82, [5] Kansas State 74	Kansas City, Mo.
	March 9	Semifinals	[4] Baylor 81, [1] Kansas 72	Kansas City, Mo.
	March 10	Championship	[2] Missouri* 90, [4] Baylor 75	Kansas City, Mo.
2013	March 14	Quarterfinals	[3] Oklahoma State 74, [6] Baylor 72	Kansas City, Mo.
2014	March 12	First Round	[7] Baylor 76, [10] TCU 68	Kansas City, Mo.
	March 13	Quarterfinals	[7] Baylor 78, [2] Oklahoma 73	Kansas City, Mo.
	March 14	Semifinals	[7] Baylor 86, [3] Texas 69	Kansas City, Mo.
	March 15	Championship	[4] Iowa State* 74, [7] Baylor 65	Kansas City, Mo.
2015	March 12	Quarterfinals	[4] Baylor 80, [5] West Virginia 70	Kansas City, Mo.
	March 13	Semifinals	[1] Kansas 62, [4] Baylor 52	Kansas City, Mo.
2016	March 10	Quarterfinals	[5] Baylor 75, [4] Texas 61	Kansas City, Mo.
	March 11	Semifinals	[1] Kansas* 70, [5] Baylor 66	Kansas City, Mo.
2017	March 9	Quarterfinals	[6] Kansas State 70, [3] Baylor 64	Kansas City, Mo.
2018	March 8	Quarterfinals	[3] West Virginia 78, [6] Baylor 65	Kansas City, Mo.
2019	March 14	Quarterfinals	[5] Iowa State 83, [4] Baylor 66	Kansas City, Mo.

\* Big 12 tournament champions



**SCOTT DREW**  
 HEAD COACH  
 17TH SEASON AT BAYLOR

**THE DREW FILE**

**PERSONAL**

**Birthdate:** Oct. 23, 1970  
**Birthplace:** Kansas City, Mo.  
**Family:** Wife, Kelly; daughter Mackenzie, sons Peyton and Brody

**EDUCATION**

**College:** Butler, 1993; Valparaiso, 1994 (Master's)

**COACHING EXPERIENCE**

1993-01 Valparaiso (assistant coach)  
 2001-02 Valparaiso (associate head coach)  
 2002-03 Valparaiso (head coach)  
 2003-pres. Baylor (head coach)

**THE DREW WORKSHEET**

YEAR	SCHOOL	OVERALL	CONF.
2002-03	Valparaiso	20-11	12-2
2003-04	Baylor	8-21	3-13
2004-05	Baylor	9-19	1-15
2005-06†	Baylor	4-13	4-12
2006-07	Baylor	15-16	4-12
2007-08	Baylor <sup>1</sup>	21-11	9-7
2008-09	Baylor <sup>2</sup>	24-15	5-11
2009-10	Baylor <sup>1</sup>	28-8	11-5
2010-11	Baylor	18-13	7-9
2011-12	Baylor <sup>1</sup>	30-8	12-6
2012-13*	Baylor <sup>2</sup>	23-14	9-9
2013-14	Baylor <sup>1</sup>	26-12	9-9
2014-15	Baylor <sup>1</sup>	24-10	11-7
2015-16	Baylor <sup>1</sup>	22-12	10-8
2016-17	Baylor <sup>1</sup>	27-8	12-6
2017-18	Baylor <sup>2</sup>	19-15	8-10
2018-19	Baylor <sup>1</sup>	20-14	10-8
2019-20	Baylor	26-4	15-3
<b>TOTAL</b>	<b>18th season</b>	<b>362-224</b>	<b>150-152</b>
<b>BAYLOR</b>	<b>17th season</b>	<b>342-213</b>	<b>138-150</b>

† Baylor played no non-conference schedule due to NCAA sanctions.  
 \* Two of Baylor's wins were credited to interim head coach Jerome Tang.  
<sup>1</sup> NCAA Tournament Appearances | <sup>2</sup> NIT Appearances

**DREW VS. 2019-20 OPPONENTS**

OPPONENT	CAREER
Arizona	2-0
Butler	1-0
Central Arkansas	2-0
Coastal Carolina	1-0
Florida	1-1
Iowa State	16-13
Jackson State	9-0
Kansas	5-25
Kansas State	13-16
Maryland-Eastern Shore	2-0
Ohio	1-0
Oklahoma	14-22
Oklahoma State	19-16
Texas	18-21
TCU	13-4
Texas State	2-0
Texas Tech	20-13
UT-Martin	1-0
Villanova	1-0
Washington	0-1
West Virginia	11-8
<b>CAREER W-L TOTAL</b>	<b>362-223</b>

**MISCELLANEOUS STATISTICS**

Current Streak.....	Lost 1
Current Home Streak.....	Won 2
Current Road/Neutral Streak.....	Lost 2
Last Win.....	March 2 vs. Texas Tech (71-68)
Last Home Win.....	March 2 vs. Texas Tech (71-68)
Last Away Win.....	Feb. 18 at Oklahoma (65-54)
Last Loss.....	March 7 at West Virginia (64-76)
Last Home Loss.....	Feb. 22 vs. #3 Kansas (61-64)
Last Away Loss.....	March 7 at West Virginia (64-76)

**2019-20 RECORD BY STARTING LINEUP**

Mitchell (g), Butler (g), Teague (g), Vital (f), Gillespie (f).....	18-3
Mitchell (g), Butler (g), Teague (g), Clark (f), Gillespie (f).....	5-1
Mitchell (g), Butler (g), Bando (g), Vital (f), Gillespie (f).....	2-0
Mitchell (g), Butler (g), Bando (g), Teague (g), Gillespie (f).....	1-0

**RECORD WHEN...**

	2019-20		DREW
	ALL	B12	ERA
Leading or tied at halftime	23-2	14-1	277-48
Trailing at halftime	3-2	1-2	67-165
Shoot 50 percent or higher	6-0	2-0	155-12
Shoot lower than 50 percent	20-4	13-3	189-201
Shoot higher pct than opponent	18-0	11-0	295-29
Shoot lower percentage than opp	8-4	4-3	49-184
Opp. shoot lower than 50 percent	23-3	14-2	324-115
Opp. shoot 50 percent or higher	3-1	1-1	20-98
Score fewer than 60 points	4-0	3-0	16-50
Score 60-plus points	22-4	12-3	328-163
Score 70-plus points	15-1	5-1	283-69
Score 80-plus points	5-0	1-0	140-12
Score 90-plus points	2-0	0-0	59-3
Score 100-plus points	1-0	0-0	21-0
Opp. score fewer than 50 points	3-0	2-0	36-1
Opp. score fewer than 60 points	14-0	10-0	129-9
Opp. score fewer than 70 points	24-2	14-1	246-55
Opp. score fewer than 80 points	26-4	15-3	325-144
Opp. score 80-plus points	0-0	0-0	19-69
Opp. score 90-plus points	0-0	0-0	3-19
More rebounds than opponent	15-1	7-1	259-80
Equal/fewer rebounds than opp.	11-3	8-2	85-133
40+ rebounds	8-0	4-0	133-32
Fewer than 40 rebounds	18-4	11-3	211-181
Fewer turnovers than opp.	20-4	12-3	177-70
Equal/more turnovers than opp.	6-0	3-0	167-143
Games decided by 5 or fewer pts	5-3	3-2	72-63
OT games	0-0	0-0	19-5
Games as AP ranked team	26-4	15-3	174-67
Games vs. AP ranked opponents	6-1	3-1	47-100
Games following a loss	4-0	2-0	110-96
Games following a win	22-4	13-3	233-117
More points in paint than opp.	19-1	10-1	243-86
Equal/fewer pts in paint than opp.	7-3	5-2	101-127
More points off TO than opp.	20-3	11-2	210-73
Equal/fewer pts off TO than opp.	6-1	4-1	134-140
More bench points than opp.	16-3	9-2	201-108
Equal/fewer bench points than opp.	10-1	6-1	143-105
More 2nd-chance points than opp.	17-1	11-1	200-110
Equal/fewer 2nd-ch. pts than opp.	9-3	4-2	144-103
Playing in November	5-1	0-0	77-15
Playing in December	5-0	0-0	78-19
Playing in January	8-0	7-0	76-63
Playing in February	7-2	7-2	67-70
Playing in March	1-1	1-1	44-45
Playing in April	0-0	0-0	2-1

**TEN STRAIGHT WEEKS TOP-5 RANKED**

- BU is No. 5 in this week's AP Top 25, extending its school-record streak to 10 straight weeks top-5 ranked.
- Baylor's 5-week streak at No. 1 was the longest since Kentucky in 2015 and longest by a Texas team since 1968.
- Baylor's streak of 19 consecutive weeks ranked in the AP Top 25 is the 3rd-longest streak in program history – 25 consecutive polls in 2016-17, 22 in 2011-12 and **19 in 2019-20**.
- Baylor was ranked No. 16 in the preseason AP Top 25 poll, which tied the 2nd-highest preseason ranking in BU history.

**SERIES HISTORY VS. KANSAS STATE**

- Baylor and Kansas State have faced off 43 times in series history, and K-State leads the series 23-20.
- The Bears are 8-7 vs. Kansas State since 2014, but that included a 6-game losing streak snapped this season.
- Since Big 12 double round-robin play began in 2012, BU has swept the season series three times (2014, 2016, 2020), K-State has swept three times (2013, 2018, 2019) and the teams split three times (2012, 2015, 2017).
- This season, Baylor won 73-67 in Manhattan on Feb. 1 and 85-66 in Waco on Feb. 25.

**THIS SEASON VS. KANSAS STATE**

- Baylor ran out to a 22-6 lead in the first 8 minutes and led wire-to-wire in a 73-67 win at K-State on Feb. 3.
- The Bears battled foul trouble in the first half with three starters picking up 2 fouls apiece, but **Jared Butler**, **MaCio Teague** and **Davion Mitchell** combined for 48 points on 16-of-28 (57%) from the floor.
- Butler had his 5th 20-point game of the season as the Bears snapped a 6-game losing streak to Kansas State.
- Baylor rebounded from its first Big 12 loss by building a 34-point lead in an 85-66 win over K-State on Feb. 25.
- The Bears jumped out to a 50-24 halftime lead and extended it to 68-34 with 11 minutes left. Five Bears scored in double-figures, led by **Matthew Mayer's** career-high 19 points in 20 minutes off the bench.
- Five different Bears made multiple 3-pointers, as the team shot a combined 13-of-28 from long range.
- **Davion Mitchell** (14 points, 10 assists) had his first double-double, and **Freddie Gillespie** (10p/11r) had his 10th.

**SERIES HISTORY VS. TCU**

- Baylor and TCU have met 187 times in the all-time series 17 times as Big 12 Conference members.
- Baylor leads the series 102-84, including a 13-4 record in the Drew era and 1-0 at Big 12 Championships.
- Baylor won the first 11 meetings as Big 12 rivals, but the Bears are 2-4 in their last 6 games vs. TCU.
- BU has swept the season series 5 of 8 times as Big 12 rivals, TCU has swept once and the teams have split twice.
- This season, Baylor won 68-52 in Waco on Feb. 1 and lost 75-72 in Fort Worth on Feb. 29.

**THIS SEASON VS. TCU**

- Baylor broke a school-record by running its winning streak to 18 straight with a 68-52 win over TCU on Feb. 1.
- The game was tied 17-17 with 8 minutes left in the first half, then BU went on a 14-0 run and led by at least 6 points the rest of the game. BU led 60-52 with 3:42 left, then closed the game on an 8-0 run to win 68-52.
- **Freddie Gillespie** had his 8th double-double with 12 points, 11 rebounds and a career-high 6 blocks.
- Baylor saw its 9-game road winning streak end after TCU rallied from 12 down to win 75-72 in Fort Worth on Feb. 29.
- The Bears led 28-21 at the half and extended to 39-27 with 16:25 left, but TCU went on a 23-10 run to take its first lead of the second half with 8 minutes remaining. BU went back ahead 54-50, but TCU went on an 18-1 run.
- Baylor was led by **Freddie Gillespie's** career-highs of 18 points, 17 rebounds and 37 minutes.

**MOST CONFERENCE WINS IN PROGRAM HISTORY**

- Baylor's 15 wins in conference play were the most in program history, topping 12-6 in both 2012 and 2017.
- BU is the first team other than Kansas to reach 15 Big 12 wins. The 15 wins tied for 5th-most in league history.
- The Bears have won double-digit Big 12 games for the 7th time in 11 seasons since 2010 (including 5 of the last 6 years) after not doing so at all in the first 13 years of the Big 12 Conference (1997-2009).
- Baylor recorded its first top-2 outright finish in conference play since taking 2nd in the 1987 Southwest Conference.

**NATION'S BEST SIX WINS VS. AP TOP 25 TEAMS**

- Baylor (6-1) has the nation's best record vs. AP Top 25 teams (min. 3 games). BU has home wins vs. No. 12 Arizona, No. 14 WVU and No. 18 Butler, a neutral win vs. No. 17 Villanova and road wins at No. 22 Texas Tech and No. 3 Kansas. The Bears handed No. 18 Butler its first loss this season – 53-52 in Waco on Dec. 10.
- Baylor has held its opponent below 60 points in 5 of 7 games vs. ranked teams – Arizona (58), Butler (52), at Texas Tech (52), at Kansas (55), West Virginia (59). Villanova scored 78 in a Baylor win, and Kansas posted 64 in BU's loss.
- Baylor led for 82% of game time in the 6 wins (196:15 of 240:00). BU's largest deficit in any of those games was 6 points – Butler (never trailed), Arizona (2), Villanova (6), at Texas Tech (3), at Kansas (5) and WVU (never trailed).

**ELITE DEFENSIVE PERFORMANCES**

- BU has held 5 high-major opponents to season-low scoring. BU held Arizona (58), Butler (52), Texas (44), Tech Tech (52) and Kansas (55) to season-lows. BU held ISU (53), TCU (52) and Texas (45) to their 2nd-fewest points.
- The 55 points Baylor limited Kansas to were KU's fewest at Allen Fieldhouse since 2000.
- The 52 points BU limited Texas Tech to were Tech's fewest in a home game during the 4-year Chris Beard era.
- The 44 points Baylor held Texas to in Waco were its fewest in any game during the 5-year Shaka Smart era, and the 45 points Baylor limited Texas to in the rematch in Austin were UT's fewest at home since 1983.
- Iowa State's 55 points in Waco were the fewest by ISU away from home since 2013.
- Baylor limited Iowa State to 53 points in Ames, the Cyclones' fewest in a Big 12 home game since Feb. 21, 2009.

## A WIN WOULD ...

- Tie the 3rd-most wins in program history with 27, trailing only 30 in 2012 and 28 in 2010, matching 27 in 2017.
- Mark the 4th time Baylor has reached the 27-win mark in the last 11 seasons after never doing so previously.
- Advance Baylor the Big 12 Championship semifinals for the first time since 2016 and the 4th time in 7 years.
- Be the best 31-game start in program history at 27-4 (topping 25-6 in 2012 and 2017).
- Be Drew's 343rd win at Baylor and improve Baylor's record to 309-144 since 2007-08.
- Improve Baylor's record to 30-10 all-time when playing as an AP Top 5 team.

## SCHOOL-RECORD FIVE BEARS EARN ACADEMIC ALL-BIG 12

- Baylor placed a school-record five players on the Academic All-Big 12 teams, announced Feb. 27 by the league.
- **Freddie Gillespie** and **Jackson Moffatt** earned first-team honors, while **Jared Butler**, **MaCio Teague** and **Obim Okeke** were second-team selections. **Gillespie** is the fifth player in BU history to repeat as a first-teamer.

## VITAL AND MITCHELL NAMED NAISMITH DEFENSIVE POY SEMIFINALISTS

- **Mark Vital** and **Davion Mitchell** teamed up to make Baylor the nation's only school with multiple players among the 10 semifinalists for 2020 Naismith Defensive Player of the Year.
- Other semifinalists are Mamadi Diakite (Virginia), Marcus Garrett (Kansas), Romaro Gill (Seton Hall), Jacob Gilyard (Richmond), Ashton Hagans (Kentucky), Tre Jones (Duke), Zavier Simpson (Michigan) and Aaron Thompson (Butler).

## SUCCESS ACROSS BAYLOR ATHLETICS DEPARTMENT

- Baylor is the nation's only school with top-25 ranked teams in football, men's and women's basketball and volleyball.
- Those four sports have a combined 95-11 record this season – FB 11-3, MBB 26-4, WBB 28-2, VB 30-2 (thru 3/11/20).
- The BU Volleyball team finished ranked No. 3, advanced to the its first Final Four and won its first Big 12 title.
- Baylor Football finished No. 12 nationally at 11-3. The Bears played in the Big 12 Championship and Sugar Bowl.
- Baylor Men's Basketball is ranked No. 5 nationally at 26-4 with 3 losses by 3 points (vs. UW, KU, at TCU).
- Baylor Women's Basketball is ranked No. 2 nationally at 28-2.

## INDIVIDUAL PLAYER RANKINGS

- **Jared Butler** has led BU in scoring in 17 of 30 games. He ranks top-10 in the Big 12 in scoring (3rd, 16.0), 3FGs (2nd, 2.6/gm), 3FG% (6th, .381), FG% (7th, .421), steals (7th, 1.6) and assists (10th, 3.1).
- **Freddie Gillespie** ranks top-60 nationally in offensive rebounding (5th; 4.1), blocks per game (28th; 2.2), double-doubles (52nd; 11) and rebounds per game (58th; 9.0). He leads the Big 12 in offensive rebounding (4.1), ranks 2nd in double-doubles (11) and double-digit rebound games and 3rd in blocks (2.2) and rebounding (9.0).
- **MaCio Teague** is 10th in the Big 12 in scoring (13.9), 4th in FT% (.848), 7th in 3FGs (2.1/gm), 8th in 3FG% (.355) and 8th in minutes (32.7). He led the league with an .867 FT% in conference play.
- **Mark Vital** ranks 6th in the Big 12 in steals (1.7), 5th in offensive rebounding (2.9) and 11th in rebounding (6.2).
- **Davion Mitchell** ranks 8th in steals (1.5), 4th in assist-to-turnover ratio (1.70), 7th in assists (3.8) and 11th in minutes (32.4). He was 4th in the Big 12 with 3.9 assists and 2nd with a 1.61 A-TO ratio in conference play.

## GILLESPIE GROWING INTO STARTING ROLE

- **Freddie Gillespie** was named Big 12 Most Improved Player, All-Big 12 Second Team and All-Defensive Team.
- Gillespie has started 39 of the last 42 games since entering the starting lineup on Feb. 9, 2019 vs. K-State.
- Gillespie did not play in 8 of 9 games immediately preceding Tristan Clark's injury last year, but he joined the rotation for the first game without Clark on Jan. 12, and he became a starter 8 games later (started 9 of final 12 games).
- Gillespie posted career-highs with 18 points, 17 rebounds and 37 minutes in the Feb. 29 game at TCU.
- Gillespie is 2nd in the Big 12 with 11 double-doubles and 2nd with 16 double-digit rebounding games.
- Gillespie ranks top-60 nationally in offensive rebounding (5th; 4.1), blocks (28th; 2.2), double-doubles (52nd; 11) and rebounding (58th; 9.0).

## BUTLER TAKING OVER

- **Jared Butler** was named to the Sporting News All-America Third Team and All-Big 12 First Team, becoming Baylor's first underclassman to earn All-America or All-Conference first team honors since Terry Teague in 1980.
- Butler has led Baylor in scoring in 17 of 30 games this season after doing so in 6 of 34 games last year.
- Butler has 8 games with 20+ points this season, including his 2nd career 30-point game – 30 vs. UCA, 22 vs. Villanova, 20 vs. UMES, 22 at Kansas, 20 at K-State, 21 vs. WVU, 22 at Oklahoma and 21 at WVU.
- Butler ranks top-10 in the Big 12 in scoring (3rd, 16.0), 3-pointers (2nd, 2.6/gm), 3-point percentage (6th, .381), field goal percentage (7th, .421), steals (7th, 1.6) and assists (10th, 3.1).
- Butler has scored at least 12 points in 22 of 30 games this season (12+ points in 13 of 34 games last season).
- Butler was named Myrtle Beach Invitational MVP and has twice been Big 12 Player of the Week (Nov. 25, Jan. 13).

## VITAL TO BEARS' SUCCESS

- **Mark Vital** was named to the All-Big 12 Third Team and was a unanimous All-Defensive Team selection.
- Vital is 1 of 10 Naismith Defensive Player of the Year semifinalists, joining teammate Davion Mitchell.
- He ranks 6th in the Big 12 in steals (1.7), 5th in offensive rebounding (2.9) and 11th in rebounding (6.2).
- Vital scored a season-high 13 points in the Feb. 8 win vs. Oklahoma State.
- Vital did not attempt a field goal in the Feb. 1 win over TCU, but he had a +13 plus-minus in 22 minutes.
- Vital filled the stat sheet in the Jan. 29 win at Iowa State, posting 8 points, 9 rebounds and 7 assists in 31 minutes.
- #GoingVital is being used on Twitter to highlight a momentum-shifting play Vital has made in each game this season.

## DOUBLE-FIGURE GAMES

POINTS	19-20	CAREER
Jared Butler	25	43
MaCio Teague	22	76 (54 at UNC Asheville)
Freddie Gillespie	16	34 (14 at Carleton)
Davion Mitchell	15	17 (2 at Auburn)
Devonte Bando	9	21
Mark Vital	6	24
Matthew Mayer	5	10
Tristan Clark	1	22
Flo Thamba	1	1

REBOUNDS	19-20	CAREER
Freddie Gillespie	16	27 (9 at Carleton)
Mark Vital	3	12
MaCio Teague	1	4 (3 at UNC Asheville)
Tristan Clark	–	3

DOUBLE-DOUBLES	19-20	CAREER
Freddie Gillespie	11	16 (4 at Carleton)
MaCio Teague	1	4 (3 at UNC Asheville)
Davion Mitchell	1	1
Mark Vital	–	2
Tristan Clark	–	3

20+ POINTS	19-20	CAREER
Jared Butler	8	10
MaCio Teague	3	23 (20 at UNC Asheville)
Tristan Clark	–	2
Devonte Bando	–	2
Freddie Gillespie	–	1 (1 at Carleton)

30+ POINTS	19-20	CAREER
Jared Butler	1	2
MaCio Teague	–	2 (2 at UNC Asheville)

## ACTIVE STREAKS

## CONSECUTIVE STARTS

50	Jared Butler
30	Freddie Gillespie, Davion Mitchell
5	MaCio Teague
1	Mark Vital

## CONSECUTIVE GAMES PLAYED

64	Devonte Bando, Jared Butler
64	Davion Mitchell (34 at Auburn)
50	Freddie Gillespie
34	Matthew Mayer
5	MaCio Teague
2	Flo Thamba
1	Mark Vital

## CONSECUTIVE GAMES WITH 3-POINTER

11	Jared Butler
2	Davion Mitchell

## CONSECUTIVE GAMES WITH 10+ POINTS

7	Jared Butler
1	Davion Mitchell

**LARGEST LEADS & DEFICITS**

	W/L	HALFTIME	LARGEST	LARGEST
	SCORE	MARGIN	LEAD	DEFICIT
Central Ark.	W, 105-61	+21 (53-32)	+44	—
vs. Washington	L, 64-67	+7 (31-24)	+13	-3
Texas State	W, 72-63	— (30-30)	+18	-2
vs. Ohio	W, 76-53	+13 (36-23)	+24	-7
at CCU	W, 77-65	-2 (37-39)	+15	-9
vs. Villanova	W, 87-78	-3 (38-41)	+9	-6
UMES	W, 78-46	+17 (38-21)	+34	—
Arizona	W, 63-58	+11 (35-24)	+18	-2
Butler	W, 53-52	+10 (34-24)	+16	—
vs. UT Martin	W, 91-63	+8 (38-30)	+36	-1
Jackson St.	W, 83-57	+24 (48-24)	+32	-1
Texas	W, 59-44	+13 (36-23)	+16	-1
at Texas Tech	W, 57-52	+3 (21-18)	+8	-3
at Kansas	W, 67-55	+13 (37-24)	+17	-5
Iowa State	W, 68-55	+5 (30-25)	+20	-2
at Oklahoma St.	W, 75-68	-9 (27-36)	+7	-12
Oklahoma	W, 61-57	+11 (35-24)	+11	-1
at Florida	W, 72-61	+11 (40-29)	+19	-8
at Iowa State	W, 67-53	+7 (33-26)	+20	-5
TCU	W, 68-52	+11 (35-24)	+17	-1
at Kansas State	W, 73-67	+5 (33-28)	+16	—
Oklahoma State	W, 78-70	+9 (35-26)	+15	-1
at Texas	W, 52-45	+6 (22-16)	+16	—
West Virginia	W, 70-59	+11 (33-22)	+28	—
at Oklahoma	W, 65-54	+6 (30-24)	+13	-5
Kansas	L, 61-64	-3 (31-34)	+5	-11
Kansas State	W, 85-66	+26 (50-24)	+34	—
at TCU	L, 72-75	+7 (28-21)	+12	-13
Texas Tech	W, 71-68 OT	— (30-30)	+5	-5
at West Virginia	L, 64-76	-2 (22-24)	+9	-13

**GAME TRENDS**

	W/L	TIME	TIME	TIME
	SCORE	LEADING	TRAILING	TIED
Central Ark.	W, 105-61	39:35	—	0:25
vs. Washington	L, 64-67	36:27	1:42	1:51
Texas State	W, 72-63	33:01	1:57	5:02
vs. Ohio	W, 76-53	29:44	5:43	4:33
at CCU	W, 77-65	19:07	17:11	3:42
vs. Villanova	W, 87-78	20:22	14:22	5:16
UMES	W, 78-46	39:40	—	0:20
Arizona	W, 63-58	36:01	3:34	0:25
Butler	W, 53-52	39:29	—	0:31
vs. UT Martin	W, 91-63	39:25	0:13	0:22
Jackson St.	W, 83-57	34:26	1:00	4:34
Texas	W, 59-44	38:00	1:04	0:56
at Texas Tech	W, 57-52	29:59	4:33	5:28
at Kansas	W, 67-55	30:46	7:56	1:18
Iowa State	W, 68-55	34:05	2:35	3:20
at Oklahoma St.	W, 75-68	7:36	30:13	2:11
Oklahoma	W, 61-57	37:03	0:26	2:31
at Florida	W, 72-61	26:37	10:44	2:39
at Iowa State	W, 67-53	35:37	3:35	0:48
TCU	W, 68-52	36:48	1:18	1:54
at Kansas State	W, 73-67	38:38	—	1:22
Oklahoma State	W, 78-70	38:30	0:44	0:46
at Texas	W, 52-45	39:22	—	0:38
West Virginia	W, 70-59	39:39	—	0:21
at Oklahoma	W, 65-54	33:27	4:52	1:41
Kansas	L, 61-64	3:02	35:46	1:12
Kansas State	W, 85-66	39:06	—	0:54
at TCU	L, 72-75	26:39	10:34	2:47
Texas Tech	W, 71-68 OT	18:46	15:25	10:49
at West Virginia	L, 64-76	15:32	20:25	4:03
<b>TOTAL</b>		<b>936:29</b>	<b>195:52</b>	<b>72:39</b>

**TEAGUE CONTINUING STREAKS**

- **MaCio Teague** was named to the All-Big 12 Second Team and was a unanimous All-Newcomer Team selection.
- Teague played in 90 consecutive games and made 86 consecutive starts before sitting out two games with a wrist injury. He has started all but 3 games (Nov. 20, 2016, Feb. 18, 2020, Feb. 22, 2020) in his career.
- Teague led Baylor in scoring in 6 straight games (15+ points in each) before injuring his wrist at Texas on Feb. 10.
- Teague has made at least one 3-pointer in 50 of his last 53 games, with the lone exceptions going 0-for-2 at Texas Tech, 0-for-2 vs. Iowa State and 0-for-4 at WVU. He's made multiple 3-pointers in 42 of his last 53 games.
- Teague ranks 10th in the Big 12 in scoring (13.9), 3rd in free throw percentage (.848), 7th in 3-pointers (2.1/gm), 8th in 3-point percentage (.355) and 8th in minutes (32.7).
- Baylor is 21-1 this season when Teague scores 10+ points. He averaged 9.5 ppg in BU's four losses (8, 8, 13, 9).

**MITCHELL SETTLING INTO STARTING POINT GUARD ROLE**

- **Davion Mitchell** was named Big 12 Newcomer of the Year, selected to the All-Big 12 Third Team and Big 12 All-Defensive Team and was a unanimous choice on the Big 12 All-Newcomer Team.
- Mitchell has started all 30 games this season after coming off the bench in all 34 games during his freshman season at Auburn (2017-18). He needed only 14 games to pass his freshman season scoring total (126).
- Mitchell has scored in double-figures in 15 of 30 games this season after doing so in 2 of 34 games at Auburn.
- Mitchell has made a 3-pointer in 21 of the last 26 games and is shooting 35% on 3FGs in that stretch (32-of-92). Prior to that stretch, he shot .264 (19-of-72) from downtown over his first 38 collegiate games.
- Mitchell ranks 8th in the Big 12 in steals (1.5), 4th in assist-to-turnover ratio (1.70) and 7th in assists (3.8).
- Mitchell joined Mark Vital to make BU the only school with two Naismith Defensive Player of the Year semifinalists.
- When Mitchell has played 20+ minutes, his collegiate teams are 37-4 (12-0 at Auburn, 25-4 at Baylor).
- When Mitchell scores 10+ points, his collegiate teams are 16-1 (2-0 at Auburn, 14-1 at Baylor).

**BANDOO BAYLOR'S LATEST SIXTH MAN STANDOUT**

- **Devonte Bandoo** joined a long list of Baylor standouts when he selected as the Big 12 Sixth Man Award winner.
- Bandoo is the 5th Baylor player to win the award in the last 12 seasons, joining LaceDarius Dunn (2009), Quincy Acy (2011), Taurean Prince (2015) and Terry Maston (2018).
- Bandoo scored in double-figures off the bench 8 times this season, including 16 points in a comeback win at Oklahoma State, 16 in a win at Florida, 12 in a win at Iowa State, 10 in a win at Texas and 10 in a win over Butler.
- Bandoo started on senior night and scored a season-high 18 points in an OT win vs. Texas Tech.

**LONGEST WINNING STREAK IN BIG 12 HISTORY**

- Baylor won 23 straight games from Nov. 15 until the streak was snapped on Feb. 22. That 23-game winning streak was the longest in the Big 12 Conference's 24-year history, topping Kansas' 22-game streak in 1996-97.
- Baylor's 13-game Big 12 winning streak tied the 2nd-longest conference-only streak in league history, trailing only Kansas' 16-0 mark in 2002 and tied with Kansas' 13-0 start in 2010.
- Baylor's 23-game winning streak was the longest in program history (previously 17 in 2011-12).
- The 23-game streak included 6 wins vs. ranked opponents, 9 road games and 3 neutral-site games.

**SECOND-MOST WINS AMONG BIG 12 TEAMS SINCE 2011-12**

- Baylor's 217-97 record since 2011-12 trails only Kansas (264-63) among Big 12 teams (thru 3/10/20).
- Iowa State (195-112) is 3rd, West Virginia (190-120) is 4th, Kansas State (181-122) is 5th, Oklahoma (180-117) is 6th, Texas (170-135) is 7th, Oklahoma St. (161-135) is 8th, Texas Tech (159-137) is 9th and TCU (152-149) is 10th.
- Baylor has averaged 24 wins per season over the last seven seasons since 2011-12.

**BREAKTHROUGH IN BIG 12**

- BU is 114-80 in Big 12 play in 11 seasons since 2010 after going 59-149 in the league's first 13 seasons.
- BU is 128-97 in Big 12 play in 13 seasons since 2008 after going 45-131 in the league's first 11 seasons.
- Baylor is 41-40 in Big 12 road games since 2012, second-best in the league behind only Kansas (54-27).
- BU has won 8+ Big 12 games in 9 straight seasons after winning 8+ just 3 times in the league's first 15 years.
- BU has recorded double-digit Big 12 wins in 5 of the last 6 years and 7 of the last 11 seasons.

**BIG 12'S SECOND-BEST ROAD MARK SINCE 2012**

- Baylor is 41-40 in Big 12 road games since 2012, 2nd-best in the league behind only Kansas (54-27).
- BU is 32-31 in Big 12 road games since 2014, which is also second-best in the league behind only Kansas (41-22).

**LAST 9 YEARS (2012-PRES.)**

Kansas — 54-27
Baylor — 41-40
Kansas State — 30-51
West Virginia — 27-45
Iowa State — 26-55
Texas — 24-57
Oklahoma — 24-57
Oklahoma State — 22-59
Texas Tech — 17-64
TCU — 9-63

**LAST 7 YEARS (2014-PRES.)**

Kansas — 41-22
Baylor — 32-31
West Virginia — 24-39
Oklahoma — 20-43
Iowa State — 19-44
Kansas State — 19-44
Texas — 19-44
Texas Tech — 16-47
Oklahoma State — 16-47
TCU — 9-54

**NON-CONFERENCE HIGHLIGHTS**

- The Bears recorded double-digit non-conference wins for the 6th time in the last 7 years this season.
- Baylor is 12-5 vs. the Pac-12 during the Drew era, 11-1 against the Big East during the Drew era and 16-10 against the SEC during the Drew era, including 11-5 since 2012-13 and 6-1 in the Big 12/SEC Challenge.
- Baylor is 47-11 in games against non-Big 12 teams over the last 4 seasons, including home wins against No. 4 Oregon, No. 7 Xavier, No. 12 Arizona, No. 18 Butler, Oregon and Alabama, neutral site wins vs. No. 10 Louisville, vs. No. 17 Villanova, vs. No. 24 Michigan State, vs. VCU, vs. USC, vs. Wisconsin, vs. Creighton and vs. Syracuse and road wins at Arizona, at Ole Miss and at Florida.

**TWENTY-NINE WINS VS. RANKED TEAMS IN LAST FIVE SEASONS**

- Baylor has gone 29-33 against ranked teams since the start of the 2014-15 season (6-1 this season).
- BU is 47-73 against AP-ranked teams since 2007-08 after going 17-122 in the program's first 101 seasons.
- Baylor has won multiple games vs. AP Top 25 teams in each of the last 13 seasons. The Bears have defeated at least five ranked teams in five of the last seven seasons dating back to 2013-14.

**EIGHT CONSECUTIVE POSTSEASON BERTHS**

- Baylor is on a school-record streak of eight consecutive postseason berths, surpassing the total number of postseason berths in the program's 97 seasons prior to the **Scott Drew** era.
- Baylor is 1 of 14 teams to appear in every postseason since 2012, joining Cincinnati, Duke, Gonzaga, Iona, Kansas, Kentucky, Michigan State, New Mexico State, North Carolina, Oregon, Saint Mary's, Virginia and Wichita State.
- BU earned NCAA Tournament bids in 2012, 2014, 2015, 2016, 2017 and 2019 and NIT bids in 2013 and 2018.
- Baylor has made postseason appearances in 11 of 12 seasons since 2008. Prior to that, Baylor's only postseason berths were in 1946 (NCAA), 1948 (NCAA), 1950 (NCAA), 1987 (NIT), 1988 (NCAA), 1990 (NIT) and 2001 (NIT).
- Baylor is 21-10 in postseason national tournaments during the Drew era after going 3-9 prior to Drew's arrival.

**PROGRAM HIGHLIGHTS**

- Drew is in his 17th season at Baylor and is the school's all-time wins leader (342).
- Baylor has had a nation-leading four players selected in the NBA Draft since 2010 who weren't ranked in the ESPN100 out of high school — Quincy Acy, Ekpe Udoh, Pierre Jackson and Taurean Prince.
- Drew has graduated 49 players during his Baylor tenure, averaging more than 3 graduates per season.
- The Bears have advanced to postseason play in a school-record eight straight seasons (6 NCAA, 2 NIT).
- Baylor is 23-4 in regular-season tournaments since 2013-14, including 4 regular-season tournament titles.
- Drew has won 20+ games in 11 of the last 13 years — the Bears had 3 seasons of 20+ wins prior to his arrival.

**PROTECTING HALFTIME LEADS**

- Baylor is 54-5 in its last 59 games when leading at the half, including 21-2 this year, 15-3 in 2019 and 15-0 in 2018.
- Baylor has won 89% of its games (169-21) when leading at the half since 2011-12 (21-2 in 2019-20, 15-3 in 2018-19, 15-0 in 2017-18, 18-3 in 2016-17, 18-2 in 2015-16, 21-7 in 2014-15, 18-2 in 2013-14, 17-1 in 2012-13 and 26-1 in 2011-12).
- BU has won 39% of games in which its been tied or trailing at the half since 2011-12, going 48-76 in those.

**POINT GUARDS THRIVE IN DREW'S SYSTEM**

- Nine of Baylor's 10 starting point guards during the **Scott Drew** era have earned All-Big 12 recognition.
- Baylor's starting point guard has earned All-Big 12 recognition in 15 of 16 seasons since 2004-05.
- Davion Mitchell (2020), Makai Mason (2019), Manu Lecomte (2017, 2018), Lester Medford (2016), Kenny Chery (2014, 2015), Pierre Jackson (2012, 2013), Tweety Carter (2010), Curtis Jerrells (2007, 2008, 2009) and Aaron Bruce (2005, 2006, 2007) have earned All-Big 12 recognition.

**FIVE NCAA TOURNAMENT APPEARANCES IN LAST SIX SEASONS**

- Baylor appeared in the NCAA Tournament for the fifth time in the last six seasons in 2019.
- BU is 1 of 22 teams (1 of 15 in Power-5) to appear in five NCAA Tournaments since 2014, joining Arizona, Cincinnati, Duke, Gonzaga, Iowa State, Kansas, Kentucky, Michigan, Michigan State, New Mexico State, North Carolina, Oklahoma, Oregon, Providence, Purdue, VCU, Villanova, Virginia, Wichita State, Wisconsin and Xavier.

**42 PRO PLAYERS IN DREW ERA**

- In Scott Drew's 16 years at Baylor, 42 of his players have gone on to professional careers.
- Five of Drew's players were in the NBA last season, and they all graduated from Baylor — Quincy Acy (Suns), Johnathan Motley (Clippers), Royce O'Neale (Jazz), Taurean Prince (Hawks) and Ekpe Udoh (Jazz).
- A complete list of pro players from the Drew era is on page 159 of the 2019-20 men's basketball media almanac.

**PLAYER DEVELOPMENT — FROM UNRANKED TO NBA DRAFT PICKS**

- Baylor has had a nation-leading four players selected in the NBA Draft since 2010 who weren't ranked in the ESPN100 out of high school.
- The only other schools with three such players were Colorado, Marquette, Missouri, New Mexico and Connecticut.
- Baylor developed **Quincy Acy**, **Ekpe Udoh**, **Pierre Jackson** and **Taurean Prince** into NBA Draft picks after joining the program as unranked recruits.

**SPECIALTY STATISTICS**

*(PP - Paint; POT - Turnovers; 2nd - Second chance; BP - Bench)*

	[BAYLOR-OPPONENT]			
OPPONENT	PP	POT	2ND	BP
Central Arkansas	40-26	21-13	21-6	33-8
vs. Washington	14-30	17-12	2-4	17-3
Texas State	32-22	21-17	10-7	16-27
vs. Ohio	34-20	22-9	17-13	13-10
at Coastal Carolina	30-24	19-8	4-10	23-19
vs. Villanova	36-34	13-4	11-11	18-18
UMES	30-16	16-11	11-9	32-25
Arizona	18-22	9-13	9-3	8-9
Butler	24-20	17-7	8-7	14-1
vs. UT Martin	54-26	27-17	11-16	24-23
Jackson State	30-24	28-9	10-15	19-19
Texas	22-26	16-5	21-5	13-11
at Texas Tech	30-24	12-17	14-8	14-5
at Kansas	28-26	21-2	6-12	2-23
Iowa State	34-22	14-5	14-5	5-19
at Oklahoma State	24-20	22-8	15-11	32-22
Oklahoma	24-20	8-11	14-12	14-11
at Florida	20-32	6-12	8-9	21-11
at Iowa State	44-22	18-8	15-7	14-6
TCU	26-20	19-10	11-2	18-16
at Kansas State	28-26	16-13	7-5	11-22
Oklahoma State	28-34	15-14	13-22	4-36
at Texas	22-26	10-10	6-10	14-9
West Virginia	42-14	21-9	6-14	15-35
at Oklahoma	30-20	11-5	10-8	13-7
Kansas	30-42	15-10	8-11	12-8
Kansas State	26-26	18-18	11-9	30-22
at TCU	42-20	19-17	16-10	13-7
Texas Tech	24-28	16-12	16-12	9-23
at West Virginia	32-32	14-21	11-15	6-51
<b>BAYLOR TOTAL</b>	<b>898</b>	<b>501</b>	<b>336</b>	<b>477</b>
Baylor Average	29.9	16.7	11.2	15.9
<b>OPP TOTAL</b>	<b>768</b>	<b>335</b>	<b>288</b>	<b>506</b>
Opp Average	25.6	11.2	9.6	16.9

**GAME-BY-GAME STARTERS**

	1	2	3	4	5
Central Ark.	Mitchell	Butler	Teague	Clark	Gillespie
vs. Washington	Mitchell	Butler	Teague	Clark	Gillespie
Texas State	Mitchell	Butler	Teague	Vital	Gillespie
vs. Ohio	Mitchell	Butler	Teague	Clark	Gillespie
at CCU	Mitchell	Butler	Teague	Clark	Gillespie
vs. Villanova	Mitchell	Butler	Teague	Clark	Gillespie
UMES	Mitchell	Butler	Teague	Vital	Gillespie
Arizona	Mitchell	Butler	Teague	Clark	Gillespie
Butler	Mitchell	Butler	Teague	Vital	Gillespie
vs. UT Martin	Mitchell	Butler	Teague	Vital	Gillespie
Jackson State	Mitchell	Butler	Teague	Vital	Gillespie
Texas	Mitchell	Butler	Teague	Vital	Gillespie
at Texas Tech	Mitchell	Butler	Teague	Vital	Gillespie
at Kansas	Mitchell	Butler	Teague	Vital	Gillespie
Iowa State	Mitchell	Butler	Teague	Vital	Gillespie
at Oklahoma St.	Mitchell	Butler	Teague	Vital	Gillespie
Oklahoma	Mitchell	Butler	Teague	Vital	Gillespie
at Florida	Mitchell	Butler	Teague	Vital	Gillespie
at Iowa State	Mitchell	Butler	Teague	Vital	Gillespie
TCU	Mitchell	Butler	Teague	Vital	Gillespie
at Kansas State	Mitchell	Butler	Teague	Vital	Gillespie
Oklahoma State	Mitchell	Butler	Teague	Vital	Gillespie
at Texas	Mitchell	Butler	Teague	Vital	Gillespie
West Virginia	Mitchell	Butler	Bandoo	Vital	Gillespie
at Oklahoma	Mitchell	Butler	Bandoo	Vital	Gillespie
Kansas	Mitchell	Butler	Teague	Vital	Gillespie
Kansas State	Mitchell	Butler	Teague	Vital	Gillespie
at TCU	Mitchell	Butler	Teague	Vital	Gillespie
Texas Tech	Mitchell	Butler	Bandoo	Teague	Gillespie
at WVU	Mitchell	Butler	Teague	Vital	Gillespie

**BAYLOR IN THE RANKINGS**

WEEK	W/L	AP	COACHES
Preseason	0-0	16th (523)	18th (228)
Nov. 11	1-1	24th (179)	18th (228)
Nov. 18	2-1	24th (179)	23rd (111)
Nov. 25	5-1	19th (450)	18th (223)
Dec. 2	5-1	18th (466)	16th (269)
Dec. 9	7-1	11th (872)	11th (438)
Dec. 16	8-1	10th (1062)	11th (513)
Dec. 23	9-1	7th (1207)	6th (594)
Dec. 30	9-1	6th (1267)	4th (639)
Jan. 6	11-1	4th (1386)	4th (670)
Jan. 13	13-1	2nd (1567; 31)	2nd (764; 10)
Jan. 20	15-1	1st (1591; 33)	2nd (780; 13)
Jan. 27	17-1	1st (1578; 44)	1st (782; 15)
Feb. 3	19-1	1st (1608; 49)	1st (787; 19)
Feb. 10	21-1	1st (1583; 48)	1st (786; 19)
Feb. 17	23-1	1st (1559; 48)	1st (788; 21)
Feb. 24	24-2	2nd (1532; 2)	2nd (760; 2)
March 2	25-3	4th (1395)	4th (694)
March 9	26-4	5th (1322)	5th (656)

**PARTICIPATION**

**CAREER STARTS**

94	MaCio Teague (66 at UNC Asheville)
75	Mark Vital
64	Freddie Gillespie (23 at Carleton)
51	Jared Butler
50	Tristan Clark
30	Davion Mitchell
10	Devonte Bando

**CAREER GAMES PLAYED (NCAA)**

96	Mark Vital
95	MaCio Teague (67 at UNC Asheville)
87	Freddie Gillespie (31 at Carleton)
70	Tristan Clark
64	Davion Mitchell (34 at Auburn)
64	Devonte Bando
64	Jared Butler
63	Matthew Mayer
52	Flo Thamba
24	Obim Okeke
6	Jackson Moffatt

**HISTORY OF DEVELOPMENT WITH REDSHIRTS**

- Baylor has a track record of success when redshirting players. **Ekpe Udoh, Johnathan Motley, Cory Jefferson, Brady Heslip, Jo Lual-Acuil Jr. and Manu Lecomte** have all gone on to professional careers after redshirting.
- **Mark Vital, Freddie Gillespie, MaCio Teague and Davion Mitchell** have all redshirted while at Baylor.
- **Adam Flagler** and **Jonathan Tchamwa Tchatchoua** are both redshirting this season while sitting out to satisfy NCAA transfer rules, while freshman **Jordan Turner** has elected to redshirt.

**OFFENSIVE REBOUNDING BECOMING A BAYLOR STAPLE**

- Baylor has ranked top-10 nationally in offensive rebounding percentage in every season since 2013-14, including five times ranked in the nation's top-4. The Bears only cracked the top-20 once in Drew's first 10 years.
- Baylor's 7-year streak is the nation's best, and West Virginia (6 years) is the only other team with a 3+ year streak.
- The Bears currently rank 7th nationally in offensive rebounding percentage (35.9) in 2019-20.
- Baylor finished ranked No. 2 nationally in 2018-19, No. 9 in 2017-18, No. 3 in 2016-17, No. 4 in 2015-16, No. 1 in 2014-15 and No. 3 in 2013-14. Prior to that top-10 streak, BU's best rank was No. 16 in 2011-12.

**BAYLOR BASKETBALL ON THE RADIO**

- Baylor basketball is aired live via the Baylor Sports Network from Learfield IMG College on ESPN Central Texas and flagship station 1660AM ESPN Radio (KRZI) in Waco and worldwide on Sirius/XM Radio.
- Games are broadcast by the "Voice of the Bears" John Morris, who was named NSMA 2019 Texas co-Sportscaster of the Year on Jan. 13, 2020, and former Baylor basketball standout Pat Nunley.
- Morris is in his 36th year doing BU broadcasts (25th full-time), and Nunley is in his 39th season as analyst.
- All of Baylor's games can be heard live on the Internet at [www.BaylorBears.com](http://www.BaylorBears.com) and via the TuneIn App.

**SCOTT DREW COACHING TREE**

- Three current Division I head coaches took their first DI head coaching jobs after stints on Scott Drew's BU staff.
- Matthew Driscoll is in his 11th season as head coach at North Florida after six seasons as a Baylor assistant.
- Grant McCasland is in his third season as head coach at North Texas. He spent five years as a Baylor assistant before taking over as Arkansas State head coach for one season in 2016-17.
- Paul Mills is in his third season as head coach at Oral Roberts. He was a member of Drew's original Baylor staff in 2003-04 and spent 14 years with Drew, the final eight as an assistant coach.

**GRADUATING 91 PERCENT OF SENIORS**

- Since **Scott Drew** took over the Baylor Basketball program in 2003, 32 of 35 scholarship players who have played their fourth years of collegiate eligibility under Drew have graduated from Baylor.
- Players recruited by Drew to graduate at Baylor: Tim Bush, Patrick Fields, Aaron Bruce, Mamadou Diene, Delbert Simpson, Curtis Jerrells, Henry Dugat, Kevin Rogers, Tweety Carter, Josh Lomers, Ekpe Udoh, Fred Ellis, Quincy Acy, Anthony Jones, J'mison Morgan, A.J. Walton, Cory Jefferson, Brady Heslip, Gary Franklin, Kenny Chery, Royce O'Neale, Lester Medford, Rico Gathers, Taurean Prince, Al Freeman, Johnathan Motley, Ishmail Wainright, Manu Lecomte, Jo Lual-Acuil Jr., Nuni Omot, Jake Lindsey and King McClure.

**ENTIRE STAFF RETURNS**

- Scott Drew's entire coaching staff returns for the 2019-20 season.
- Jerome Tang is in his third season as associate head coach and has been on Drew's staff all 17 seasons at Baylor.
- Assistant coaches Alvin Brooks III (fourth season) and John Jakus (third season) also return to the bench.
- Special assistant & director of player development Jared Nuness is back for his 10th season, while director of basketball operations Aditya Malhotra returns for his 7th season. Special assistant to the head coach Bill Peterson and director of video operations Ty Beard are both back for their third seasons.

**BEST RECORD IN BIG 12/SEC CHALLENGE**

- Baylor's 6-1 record in the Big 12/SEC Challenge is the best of any team in either league.
- Baylor defeated No. 3 Kentucky, 67-62, at Cowboys Stadium in the inaugural challenge on Dec. 6, 2013.
- Baylor improved to 2-0 in the challenge with a 66-63 win at Vanderbilt on Dec. 3, 2014.
- The Bears knocked off Georgia, 83-73, in their first home game in the challenge on Jan. 30, 2016.
- Baylor rallied from 15 points down to win at Ole Miss, 78-75, on Jan. 28, 2017.
- The Bears' lone loss came on the road at No. 20 Florida, 81-60, on Jan. 27, 2018.
- Baylor got back in the win column with a 73-68 victory over Alabama in Waco on Jan. 26, 2019.
- Baylor avenged its lone challenge loss two years later with a 72-61 win at Florida on Jan. 25, 2020.

**CONSISTENTLY AMONG NATION'S BEST OFFENSES**

- Baylor's offense has consistently ranked among the nation's best over the last 12 seasons under Scott Drew.
- The Bears have finished 10 of the past 12 seasons among the top 25 nationally in KenPom's adjusted offensive efficiency, joining Duke as the only programs to make that claim. Baylor is currently No. 18 nationally in 2019-20.
- BU finished No. 20 in 2018-19, No. 62 in 2017-18, No. 23 in 2016-17, No. 13 in 2015-16, No. 18 in 2014-15, No. 9 in 2013-14, No. 14 in 2012-13, No. 8 in 2011-12, No. 102 in 2010-11, No. 3 in 2009-10, No. 11 in 2008-09 and No. 11 in 2007-08.





## 2 – DEVONTE BANDO

G • 6-3 • 185 • SR. • 1L

MISSISSAUGA, ONTARIO (HUTCHINSON CC)

### BANDOO NOTEBOOK

- Canadian JuCo transfer guard, played two seasons at Hutchinson (Kan.) Community College before joining BU in summer 2018
- Named 2020 Big 12 Sixth Man Award winner, becoming 5th Baylor player in 12 seasons since 2009 to win the award
- Played in all 64 games since joining Baylor program, including 10 starts; has scored in double-figures 21 times
- Shooting .385 from 3-point range (40-of-104), which would rank 4th in Big 12 if he met 2.0 3FGM/gm minimum
- Career 40% 3-point shooter in Big 12 play (58-of-146 in 36 games); has made at least one 3FG in 27 of 36 Big 12 games
- Posted season-high 18 points, including game-tying 3-pointer with 1:40 left, in senior night OT win vs. Texas Tech (3/2/20)
- Tied then-season-high with 16 points in just 24 minutes off bench in Big 12/SEC Challenge win at Florida (1/25/20)
- Sparked comeback win at Oklahoma State (1/18/20) with season-high 16 points off bench (14 in 2nd half on 4-4 3FGs, 2-2 FTs)
- Finished 6th in Big 12 with .395 3-point pct. in 2018-19; improved to .440 3FG% in Big 12 play, which ranked 4th in league
- Scored 14 pts in 7-minute span as BU came from 17 down with 9 min left to beat Texas (2/27/19); game-tying 3FG with 2:01 left
- Posted 22 points, added 4 rebounds and 2 assists in 33 minutes off bench to lead Bears to win vs. West Virginia (2/23/19)
- Led team with 19 points in 29 minutes off bench vs. OU (2/11/19); went 5-of-7 from 3-pt range, including late go-ahead trey
- Made first start at Baylor and had game-highs in points (25), rebounds (6), steals (3) and minutes (34) vs. Southern (11/10/18)
- Scored 1,072 points over 72 games during JuCo career, averaging 14.9 points in 27.1 minutes per game
- Hutchinson went 63-9 in games Bando played; scored in double-figures in 60 of 72 games, including 11 games with 20+ points
- Started 35 games as sophomore at Hutch, averaging 16.6 points, 5.8 rebounds and 2.9 assists in 32.1 minutes per game
- Helped Hutchinson win 2017 NJCAA Division I national title, scoring team-high 22 points in championship game

### 2019-20 GAME-BY-GAME

#### SEASON HIGHS

**Points:** – 18 vs. Texas Tech (3/2/20)  
**FG:** – 6 vs. Central Arkansas (11/5/19)  
**FGA:** – 11 at Iowa State (1/29/20); vs. West Virginia (2/15/20)  
**3FG:** – 4 at Oklahoma State (1/18/20); vs. Texas Tech (3/2/20)  
**3FGA:** – 6, four times  
**FT:** – 4 vs. Texas Tech (3/2/20)  
**FTA:** – 4 vs. Texas Tech (3/2/20)  
**Rebounds:** – 8 vs. UMES (12/3/19); vs. Oklahoma (1/20/20)  
**Assists:** – 5 vs. UT Martin (12/18/19); vs. Oklahoma (1/20/20)  
**Turnovers:** – 5 vs. West Virginia (2/15/20)  
**Blocks:** – 1 vs. Texas State (11/15/19); at Texas (2/10/20)  
**Steals:** – 3 vs. Maryland Eastern Shore (12/3/19)  
**Minutes Played:** – 43 vs. Texas Tech (3/2/20)

#### CAREER HIGHS

**Points:** – 25 vs. Southern (11/10/18)  
**FG:** – 7 vs. Southern (11/10/18); vs. West Virginia (2/23/19)  
**FGA:** – 14 vs. West Virginia (2/23/19)  
**3FG:** – 5 vs. Oklahoma (2/11/19)  
**3FGA:** – 10 vs. West Virginia (2/23/19)  
**FT:** – 7 vs. Southern (11/10/18)  
**FTA:** – 7 vs. Southern (11/10/18)  
**Rebounds:** – 8 vs. UMES (12/3/19); vs. Oklahoma (1/20/20)  
**Assists:** – 5 vs. UT Martin (12/18/19); vs. Oklahoma (1/20/20)  
**Turnovers:** – 5 vs. West Virginia (2/15/20)  
**Blocks:** – 1, four times  
**Steals:** – 3 vs. Southern (11/10/18); vs. UMES (12/3/19)  
**Minutes Played:** – 43 vs. Texas Tech (3/2/20)

#### MISCELLANEOUS

	19-20	CAREER	BU RECORD
Double-Figure Points:	8	20	16-4
20+ Points:	–	2	2-0
5+ Assists:	2	2	2-0
Led team in Points:	2	5	4-1
Led team in Rebounds:	1	3	2-1
Led team in Assists:	2	4	3-1
Led team in Blocks:	–	1	1-0
Led team in Bench Points:	16	29	21-8

OPPONENT	DATE	GS	MIN	FG	3FG	FT	OR-DR-TR	PF	A	T	B	S	PTS
Central Arkansas	11/5		26	6-10	3-4	0-0	1-6-7	2	3	3	0	1	15
vs. Washington	11/8		23	3-7	2-5	1-1	0-3-3	0	3	2	0	0	9
Texas State	11/15		28	4-8	1-4	2-2	2-4-6	2	0	2	1	0	11
vs. Ohio	11/21		20	2-9	0-3	0-0	0-3-3	1	1	0	0	0	4
at Coastal Carolina	11/22		27	3-6	1-4	0-0	1-3-4	0	2	2	0	1	7
vs. #17 Villanova	11/24		24	2-4	1-1	1-2	1-1-2	0	0	0	0	0	6
Maryland-Eastern Shore	12/3		31	5-10	2-3	2-2	4-4-8	1	1	1	0	3	14
#12 Arizona	12/7		27	1-5	1-3	1-2	0-2-2	1	3	2	0	1	4
#18 Butler	12/10		23	4-9	2-5	0-0	1-4-5	0	1	1	0	0	10
vs. UT Martin	12/18		29	3-7	2-4	0-0	1-6-7	0	5	3	0	1	8
Jackson State	12/30		25	2-4	1-2	0-0	1-1-2	3	1	2	0	0	5
Texas	1/4		23	2-7	0-0	0-1	1-3-4	0	0	0	0	0	4
at #22 Texas Tech	1/7		27	3-8	1-2	0-1	1-6-7	3	0	4	0	1	7
at #3 Kansas	1/11		9	0-2	0-1	0-0	0-0-0	1	1	1	0	0	0
Iowa State	1/15		24	1-7	0-3	1-2	1-1-2	1	0	1	0	0	3
at Oklahoma State	1/18		25	5-9	4-6	2-2	0-3-3	0	2	1	0	1	16
Oklahoma	1/20		24	1-4	1-2	2-2	3-5-8	0	5	1	0	0	5
at Florida	1/25		24	5-7	3-4	3-3	0-4-4	4	1	2	0	0	16
at Iowa State	1/29		29	4-11	2-4	2-2	1-2-3	0	1	1	0	0	12
TCU	2/1		24	2-9	1-4	0-0	1-3-4	2	3	1	0	2	5
at Kansas State	2/3		28	2-7	2-6	0-2	2-5-7	1	1	2	0	1	6
Oklahoma State	2/8		26	1-4	0-3	0-0	0-1-1	1	3	1	0	0	2
at Texas	2/10		25	4-6	2-2	0-1	0-1-1	0	0	1	1	1	10
#14 West Virginia	2/15	*	35	4-11	0-6	0-0	0-0-0	2	2	5	0	0	8
at Oklahoma	2/18	*	37	2-9	1-5	2-2	2-4-6	3	0	2	0	1	7
#3 Kansas	2/22		17	0-1	0-0	0-0	0-0-0	0	0	1	0	0	0
Kansas State	2/25		33	2-9	2-6	2-2	0-2-2	3	1	0	0	0	8
at TCU	2/29		21	3-8	1-3	0-0	1-1-2	2	1	0	0	0	7
Texas Tech	3/2	*	43	5-8	4-5	4-4	2-1-3	0	4	3	0	2	18
at West Virginia	3/7		18	1-7	0-4	0-1	0-1-1	2	0	1	0	2	2

### BANDOO'S CAREER STATS

YEAR	GP-GS	MIN-AVG	FG-A	PCT	3FG-A	PCT	FT-A	PCT	OFF-DEF-TOT	AVG	PF-D	A	TO	B	S	TP	AVG
2018-19 (JR.)	34-7	717-21.1	98-218	.450	51-129	.395	39-43	.907	16-59-75	2.2	38-0	46	40	2	19	286	8.4
2019-20 (SR.)	30-3	775-25.8	82-213	.385	40-104	.385	25-34	.735	27-80-107	3.6	35-0	45	46	2	18	229	7.6
<b>CAREER</b>	<b>64-10</b>	<b>1492-23.3</b>	<b>180-431</b>	<b>.418</b>	<b>91-233</b>	<b>.391</b>	<b>64-77</b>	<b>.831</b>	<b>43-139-182</b>	<b>2.8</b>	<b>73-0</b>	<b>91</b>	<b>86</b>	<b>4</b>	<b>37</b>	<b>515</b>	<b>8.0</b>



**12 – JARED BUTLER**

**G • 6-3 • 190 • SO. • 1L**  
**RESERVE, LA. (RIVERSIDE ACADEMY)**

**SEASON HIGHS**

**Points:** – 30 vs. Central Arkansas (11/5/19)  
**FG:** – 10 vs. Central Arkansas (11/5/19)  
**FGA:** – 21 at TCU (2/29/20)  
**3FG:** – 8 vs. Central Arkansas (11/5/19)  
**3FGA:** – 13 at Oklahoma (2/18/20)  
**FT:** – 8 at West Virginia (3/7/20)  
**FTA:** – 10 at West Virginia (3/7/20)  
**Rebounds:** – 9 at TCU (2/29/20)  
**Assists:** – 6, four times  
**Turnovers:** – 5 vs. UT Martin (12/18/19); at Kansas State (2/3/20)  
**Blocks:** – 1, four times  
**Steals:** – 5 vs. Ohio (11/21/19)  
**Minutes Played:** – 40 vs. Texas Tech (3/2/20)

**CAREER HIGHS**

**Points:** – 31 at Kansas (3/9/19)  
**FG:** – 10 at Kansas (3/9/19); vs. Central Arkansas (11/5/19)  
**FGA:** – 21 at Kansas (3/9/19); at TCU (2/29/20)  
**3FG:** – 8 vs. Central Arkansas (11/5/19)  
**3FGA:** – 13 at Oklahoma (2/18/20)  
**FT:** – 8 at Kansas (3/9/19); at West Virginia (3/7/20)  
**FTA:** – 10 at Kansas (3/9/19); at West Virginia (3/7/20)  
**Rebounds:** – 9 at TCU (2/29/20)  
**Assists:** – 6, six times  
**Turnovers:** – 7 at Texas Tech (2/16/19)  
**Blocks:** – 1, seven times  
**Steals:** – 5 vs. Ohio (11/21/19)  
**Minutes Played:** – 40 vs. Texas Tech (3/2/20)

**MISCELLANEOUS**

	19-20	CAREER	BU RECORD
<b>Double-Figure Points:</b>	25	43	31-12
<b>20+ Points:</b>	8	10	8-2
<b>30+ Points:</b>	1	2	1-1
<b>5+ Assists:</b>	8	15	13-2
<b>Led team in Points:</b>	17	23	16-7
<b>Led team in Rebounds:</b>	–	–	–
<b>Led team in Assists:</b>	8	19	14-5
<b>Led team in Blocks:</b>	2	3	3-0
<b>Led team in Bench Points:</b>	–	6	5-1

**BUTLER NOTEBOOK**

- Consensus top-100 national recruit, earned 2019 All-Big 12 honorable mention and All-Freshman Team by league’s coaches
- NBC Sports All-America Third Team; unanimous All-Big 12 First Team (first BU underclassman since Terry Teagle in 1980)
- Played in all 64 games during BU career, including starts in last 50 games (started final 20 games of 2018-19 freshman year)
- 2-time Big 12 Player of the Week this season (11/25/19 & 1/14/20); earned Newcomer of the Week once last season (2/25/19)
- Named 2019 Myrtle Beach Invitational MVP after scoring 10 points in final 6 minutes of championship game vs. Villanova
- Posted 16+ points in each of last 7 games, averaging 19.1 ppg and shooting 43% (22-of-51) on 3FGs during 7-game stretch
- Made a 3-pointer in each of last 11 games (40%; 32-of-80), including shooting 43% on 3-pointers over last 7 games (22-of-51)
- Has led team in scoring in 17 of 30 games this season after doing so in 6 of 34 games last year
- Scored 12+ points in 23 of 30 games this year after doing so in 13 of 34 games last season
- 8 games with 20+ pts this season (31 vs. UCA, 22 vs. VU, 20 vs. UMES, 22 at KU, 20 at KSU, 21 vs. WVU, 22 at OU, 21 at WVU)
- Big 12 ranks: 3rd scoring (16.0), 2nd 3FGs (2.6), 6th 3FG% (.381), 7th FG% (.421), 7th steals (1.6), 10th assists (3.1)
- Since becoming a starter (50 games): Made at least one 3-pointer in 46 of 50 games, 2+ 3FGs in 34 games, 3+ 3FGs in 23 games
- Scored in double-figures in 40 of 50 games since joining starting lineup after doing so in 3 of first 14 games
- Averaging 21.5 points in 4 career games vs. Kansas (14 in Waco, 31 at KU in 2019; 22 at KU, 19 in Waco in 2020)
- Scored 10 consecutive points in final 8 minutes as Baylor won at No. 3 Kansas for the first time (1/11/20), finished with 22 pts
- Posted 30 points and 5 assists in season-opener vs. UCA (11/5/19), went 8-of-12 on 3FGs, t-6th most 3-pointers in program history
- Exploded for career-high 31 points (including 23 in 2nd half), 6 rebounds and 3 assists in 36 minutes at No. 13 Kansas (3/9/19)
- Posted 15 points (5 in OT) in win vs. Texas (2/27); hit team’s last 2 regulation FGs, game-tying FG with 28 secs left to force OT
- Led team with 17 points and 5 assists in win at No. 19 Iowa State (2/19) – hit 3-pointer to give BU 69-65 lead with 2 min. left
- Originally enrolled at Alabama in summer 2018, but transferred to Baylor in August and received immediate eligibility
- From same hometown as former Baylor stars Tweety Carter and Rico Gathers

**2019-20 GAME-BY-GAME**

OPPONENT	DATE	GS	MIN	FG	3FG	FT	OR-DR-TR	PF	A	T	B	S	PTS
Central Arkansas	11/5	*	28	10-14	8-12	2-2	0-4-4	1	5	2	0	2	30
vs. Washington	11/8	*	35	6-9	4-6	2-2	0-3-3	2	4	4	0	0	18
Texas State	11/15	*	30	5-13	2-7	3-3	0-3-3	2	1	3	0	2	15
vs. Ohio	11/21	*	34	6-12	1-3	6-6	0-4-4	2	5	4	0	5	19
at Coastal Carolina	11/22	*	21	4-8	2-4	2-2	0-1-1	5	3	1	0	1	12
vs. #17 Villanova	11/24	*	30	8-17	4-8	2-2	1-0-1	1	3	0	1	2	22
Maryland-Eastern Shore	12/3	*	24	6-14	5-10	3-5	1-1-2	1	4	0	0	0	20
#12 Arizona	12/7	*	30	3-12	1-7	6-7	0-3-3	2	1	2	0	1	13
#18 Butler	12/10	*	30	3-12	1-6	1-1	0-3-3	4	1	1	0	1	8
vs. UT Martin	12/18	*	31	8-16	2-8	1-1	1-1-2	2	6	5	0	3	19
Jackson State	12/30	*	29	5-10	4-6	4-4	0-3-3	1	3	3	1	1	18
Texas	1/4	*	34	4-15	1-6	4-4	2-4-6	3	0	3	0	0	13
at #22 Texas Tech	1/7	*	20	2-8	0-4	1-2	1-1-2	4	2	4	0	1	5
at #3 Kansas	1/11	*	33	9-18	3-7	1-2	1-3-4	3	3	0	1	2	22
Iowa State	1/15	*	29	7-16	3-7	2-2	0-2-2	1	5	4	0	2	19
at Oklahoma State	1/18	*	34	6-15	2-6	3-5	0-1-1	3	6	1	0	3	17
Oklahoma	1/20	*	31	2-13	0-6	0-1	1-3-4	1	1	2	0	0	4
at Florida	1/25	*	25	4-8	2-3	0-0	1-1-2	3	3	2	0	0	10
at Iowa State	1/29	*	23	4-11	0-6	0-0	1-1-2	2	1	3	0	2	8
TCU	2/1	*	30	3-12	1-3	3-3	0-2-2	2	3	4	1	0	10
at Kansas State	2/3	*	30	7-12	4-8	2-3	0-1-1	2	1	5	0	3	20
Oklahoma State	2/8	*	32	5-15	4-12	1-3	0-0-0	4	6	0	0	2	15
at Texas	2/10	*	34	3-12	1-6	2-2	0-5-5	0	2	2	0	2	9
#14 West Virginia	2/15	*	35	8-11	5-7	0-0	0-5-5	4	4	2	0	2	21
at Oklahoma	2/18	*	31	8-20	5-13	1-3	0-5-5	3	3	1	0	3	22
#3 Kansas	2/22	*	34	7-18	4-10	1-3	0-6-6	1	6	1	0	2	19
Kansas State	2/25	*	29	5-7	4-5	2-2	0-2-2	4	5	3	0	2	16
at TCU	2/29	*	32	8-21	1-5	1-3	2-7-9	3	3	3	0	0	18
Texas Tech	3/2	*	40	5-14	2-5	5-6	3-3-6	3	2	4	0	3	17
at West Virginia	3/7	*	34	6-14	1-6	8-10	0-4-4	5	2	4	0	2	21

**BUTLER’S CAREER STATS**

YEAR	GP-GS	MIN-AVG	FG-A	PCT	3FG-A	PCT	FT-A	PCT	OFF-DEF-TOT	AVG	PF-D	A	TO	B	S	TP	AVG
2018-19 (FR.)	34-21	910-26.8	117-296	.395	60-171	.351	54-68	.794	22-84-106	3.1	77-2	93	67	3	33	348	10.2
2019-20 (SO.)	30-30	912-30.4	167-397	.421	77-202	.381	69-89	.775	15-82-97	3.2	74-2	94	73	4	49	480	16.0
<b>CAREER</b>	<b>64-51</b>	<b>1822-28.5</b>	<b>284-693</b>	<b>.410</b>	<b>137-373</b>	<b>.367</b>	<b>123-157</b>	<b>.783</b>	<b>37-166-203</b>	<b>3.2</b>	<b>151-4</b>	<b>187</b>	<b>140</b>	<b>7</b>	<b>82</b>	<b>828</b>	<b>12.9</b>



**25 — TRISTAN CLARK**

F • 6-10 • 245 • JR. • 2L  
SAN ANTONIO, TEXAS (WAGNER HS)

**CLARK NOTEBOOK**

- Strong, skilled junior forward; consensus four-star recruit out of San Antonio's Wagner High School
- Missed final 20 games last season after suffering left-knee injury on Jan. 8 – had successful surgery on Jan. 31
- Played first game in 301 days in 2019-20 season-opener vs. Central Arkansas (11/5), started and played 16 minutes
- Has sat out 8 games due to knee soreness, but played off bench in 15 of 18 Big 12 contests
- Last 11 Games Played: has made 20-of-30 field goals (67%) for 43 points, 26 rebounds and 7 blocks in 124 minutes off bench
- Played best all-around game of season with 6 rebounds, 3 assists, 2 blocks and 2 points in 15 minutes off bench vs. WVU (2/15/20)
- Made 4-of-4 from field for 8 points and added 3 rebounds in just 9 minutes off bench vs. TCU (2/1/20)
- Went 4-of-4 from field for 8 points in 12 minutes off bench in comeback win at Oklahoma State (1/18/20)
- Had best game of season with 10 points and 4 rebounds in 21 minutes of Myrtle Beach title game vs. Villanova (11/24/19)
- Led nation with .737 field goal percentage last season until he fell from qualification on Jan. 26 (min. 75% games played)
- Scored in double-figures in 11 of 14 games last season after doing so in 10 of 33 games as freshman
- Started first 14 games last season and recorded multiple blocks in 11 of 14 games, including 3 games with 5+ blocks
- Earned first Big 12 Player of the Week honor after 17 points (8-of-9 FGs), 12 rebounds and 5 blocks vs. New Orleans (12/29/18)
- Shot perfect 9-of-9 from field for 24 points in career-high 37 minutes vs. SFA (12/18/18)
- Scored career-high 27 points on 11-of-13 shooting in career-high 35 minutes vs. Ole Miss (11/23/18)
- Current .620 career FG% (215-of-347) is 2nd-best in program history (Josh Lomers .663)
- Led team with .608 field goal percentage in 2017-18, 2nd-best by a freshman in program history (Quincy Acy .655)

**2019-20 GAME-BY-GAME**

OPPONENT	DATE	GS	MIN	FG	3FG	FT	OR-DR-TR	PF	A	T	B	S	PTS
Central Arkansas	11/5	*	16	1-3	0-1	1-2	1-3-4	4	2	3	0	0	3
vs. Washington	11/8	*	29	3-14	0-0	1-2	1-5-6	3	1	3	0	0	7
Texas State	11/15			DNP									
vs. Ohio	11/21	*	14	3-8	0-0	2-2	1-3-4	2	1	2	0	1	8
at Coastal Carolina	11/22	*	23	1-3	0-0	0-0	2-1-3	2	1	3	0	1	2
vs. #17 Villanova	11/24	*	21	5-8	0-0	0-0	0-4-4	4	0	0	0	1	10
Maryland-Eastern Shore	12/3			DNP									
#12 Arizona	12/7	*	10	0-3	0-1	0-0	0-0-0	1	0	1	1	0	0
#18 Butler	12/10			DNP									
vs. UT Martin	12/18			DNP									
Jackson State	12/30		20	2-4	0-0	3-3	0-2-2	2	1	0	2	0	7
Texas	1/4		6	1-1	0-0	0-0	0-0-0	2	0	1	0	0	2
at #22 Texas Tech	1/7		10	1-4	0-0	0-0	0-0-0	3	0	2	0	0	2
at #3 Kansas	1/11		6	1-1	0-0	0-0	0-0-0	3	0	0	0	0	2
Iowa State	1/15		9	0-1	0-0	1-2	2-2-4	2	0	0	0	0	1
at Oklahoma State	1/18		12	4-4	0-0	0-0	0-2-2	1	0	0	0	0	8
Oklahoma	1/20		12	3-4	0-0	0-0	1-0-1	3	0	3	1	0	6
at Florida	1/25			DNP									
at Iowa State	1/29		17	1-2	0-0	0-1	0-3-3	2	0	2	0	0	2
TCU	2/1		9	4-4	0-0	0-0	1-2-3	1	0	1	1	0	8
at Kansas State	2/3		17	1-3	0-0	3-4	1-0-1	0	0	0	1	0	5
Oklahoma State	2/8		8	1-1	0-0	0-0	0-1-1	4	0	2	0	0	2
at Texas	2/10		7	0-2	0-0	0-0	1-2-3	5	0	1	0	0	0
#14 West Virginia	2/15		15	1-3	0-0	0-1	3-3-6	2	3	2	2	0	2
at Oklahoma	2/18		13	4-6	0-0	0-0	1-3-4	1	1	0	1	0	8
#3 Kansas	2/22		11	1-1	0-0	0-0	0-2-2	2	1	0	1	0	2
Kansas State	2/25			DNP									
at TCU	2/29		3	0-0	0-0	0-0	0-0-0	4	0	0	0	1	0
Texas Tech	3/2			DNP									
at West Virginia	3/7			DNP									

**SEASON HIGHS**

Points: — 10 vs. Villanova (11/24/19)  
 FG: — 5 vs. Villanova (11/24/19)  
 FGA: — 14 vs. Washington (11/8/19)  
 3FG: —  
 3FGA: — 1 vs. Central Arkansas (11/5/19); vs. Arizona (12/7/19)  
 FT: — 3 vs. Jackson State (12/30/19); at Kansas State (2/3/20)  
 FTA: — 4 at Kansas State (2/3/20)  
 Rebounds: — 6 vs. Washington (11/8/19); vs. West Virginia (2/15/20)  
 Assists: — 3 vs. West Virginia (2/15/20)  
 Turnovers: — 3, four times  
 Blocks: — 2 vs. Jackson State (12/30/19); vs. West Virginia (2/15/20)  
 Steals: — 1, four times  
 Minutes Played: — 29 vs. Washington (11/8/19)

**CAREER HIGHS**

Points: — 27 vs. Ole Miss (11/23/18)  
 FG: — 11 vs. Ole Miss (11/23/18)  
 FGA: — 14 vs. Washington (11/8/19)  
 3FG: — 1, three times  
 3FGA: — 2 at Iowa State (1/13/18)  
 FT: — 7 vs. Prairie View A&M (11/12/18)  
 FTA: — 10 vs. SFA (12/18/18)  
 Rebounds: — 15 at Iowa State (1/13/18)  
 Assists: — 4, four times  
 Turnovers: — 4 vs. Oregon (12/21/18)  
 Blocks: — 6 vs. South Dakota (11/27/18)  
 Steals: — 3 vs. SFA (12/18/18)  
 Minutes Played: — 38 vs. Oregon (12/21/18)

**MISCELLANEOUS**

	19-20	CAREER	BU RECORD
Double-Figure Points:	1	22	14-8
Double-Figure Rebounds:	—	3	2-1
Double-Doubles:	—	3	2-1
20+ Points:	—	2	0-2
2+ Blocks:	2	22	15-7
Led team in Points:	—	6	1-5
Led team in Rebounds:	—	11	5-6
Led team in Blocks:	3	22	13-9
Led team in Assists:	—	5	3-2

**CLARK'S CAREER STATS**

YEAR	GP-GS	MIN-AVG	FG-A	PCT	3FG-A	PCT	FT-A	PCT	OFF-DEF-TOT	AVG	PF-D	A	TO	B	S	TP	AVG
2017-18 (FR.)	33-30	657-19.9	93-153	.608	2-7	.286	36-55	.655	47-101-148	4.5	80-3	25	38	29	18	224	6.8
2018-19 (SO.)	14-14	417-29.8	84-114	.737	1-4	.250	36-54	.667	31-57-88	6.3	41-2	23	23	34	15	205	14.6
2019-20 (JR.)	22-6	288-13.1	38-80	.475	0-2	.000	11-17	.647	15-38-53	2.4	53-1	11	26	10	4	87	4.0
<b>CAREER</b>	<b>69-50</b>	<b>1362-19.7</b>	<b>215-347</b>	<b>.620</b>	<b>3-13</b>	<b>.231</b>	<b>83-126</b>	<b>.659</b>	<b>93-196-289</b>	<b>4.2</b>	<b>174-6</b>	<b>59</b>	<b>87</b>	<b>73</b>	<b>37</b>	<b>516</b>	<b>7.5</b>



### 33 — FREDDIE GILLESPIE

F • 6-9 • 245 • RSR. • 1L  
ST. PAUL, MINN. (CARLETON)

#### SEASON HIGHS

Points: — 18 at TCU (2/29/20)  
FG: — 7 at TCU (2/29/20)  
FGA: — 12 at Kansas (1/11/20)  
3FG: —  
3FGA: —  
FT: — 6 vs. Ohio (11/21/19); vs. TCU (2/1/20)  
FTA: — 8, four times  
Rebounds: — 17 at TCU (2/29/20)  
Assists: — 2 vs. Central Arkansas (11/5/19)  
Turnovers: — 4 vs. Maryland Eastern Shore (12/3/19)  
Blocks: — 6 vs. TCU (2/1/20)  
Steals: — 4 vs. Washington (11/8/19); vs. Texas State (11/15/19)  
Minutes Played: — 37 at TCU (2/29/20)

#### CAREER HIGHS

Points: — 18 at TCU (2/29/20)  
FG: — 7 at Iowa State (2/19/19); at TCU (2/29/20)  
FGA: — 12 at Kansas (1/11/20)  
3FG: —  
3FGA: —  
FT: — 6 vs. Ohio (11/21/19); vs. TCU (2/1/20)  
FTA: — 8, four times  
Rebounds: — 17 at TCU (2/29/20)  
Assists: — 2 vs. Kansas State (2/9/19); vs. Central Arkansas (11/5/19)  
Turnovers: — 4 vs. Maryland Eastern Shore (12/3/19)  
Blocks: — 6 vs. TCU (2/1/20)  
Steals: — 4 vs. Washington (11/8/19); vs. Texas State (11/15/19)  
Minutes Played: — 37 at TCU (2/29/20)

#### MISCELLANEOUS

	19-20	CAREER	BU RECORD
Double-Figure Points:	16	20	15-5
Double-Figure Rebounds:	16	18	16-2
Double-Doubles:	11	12	10-2
2+ Blocks:	20	29	23-6
Led team in Points:	2	2	1-1
Led team in Rebounds:	18	24	20-4
Led team in Blocks:	24	33	26-7
Led team in Bench Points:	—	6	4-2

### GILLESPIE NOTEBOOK

- Former walk-on forward, sat out 2017-18 after transferring from Division III Carleton College in Northfield, Minn.
- Named Big 12 Most Improved Player, All-Big 12 Second Team and Big 12 All-Defensive Team
- Went from playing 16 total minutes in first year at D3 Carleton to starting every game during senior season at Baylor
- Started 39 of team's last 42 games since 2/9/19; joined rotation after Tristan Clark's injury in Jan. 2019 (8 healthy DNPs prior)
- Named Big 12 Player of the Week (12/9/19) after leading Bears to wins over No. 12 Arizona and UMES
- Has blocked 57 shots over last 24 games (2.4 bpg) after blocking 37 shots over first 32 games at Baylor (1.2 bpg)
- Last 23 Games (Since Arizona): averaging 9.8 points, 9.2 rebounds, 2.2 blocks, shooting 57% from field (90-158)
- National Ranks: 5th offensive rebounding (4.1), 28th blocks (2.2), 52nd double-doubles (11), 58th rebounding (9.0)
- Ranks 2nd in Big 12 with 16 double-digit rebounding games and 11 double-doubles
- Recorded 16 double-doubles during collegiate career (4 as sophomore at Carleton, 1 as junior at Baylor, 11 as senior at Baylor)
- Scored in double-figures in 16 of 30 games this season after doing so in 4 games all of last year
- Posted career-highs of 18 points, 17 rebounds and 37 minutes at TCU (2/29/20), recording 11th double-double of season
- Recorded career-high 6 blocks and had 8th double-double of season with 12 points and 11 rebounds in win vs. TCU (2/1/20)
- Posted 7th double-double of season with 12 points and career-high 15 rebounds in win over Oklahoma (1/20/20)
- Led team in scoring for first time at Baylor with career-high 17 points in comeback win at Oklahoma State (1/18/20)
- Recorded 4th double-double this season with career-high 17 points, 13 rebounds and 5 blocks in win vs. No. 12 Arizona (12/7/19)
- Had 3 consecutive double-doubles in November, averaging 10.7 ppg, 10.7 rpg, 3.3 spg in that stretch
- Had 1st BU double-double with 14 points (7-8 FGs) and 10 rebounds, 2 blocks in win at No. 19 Iowa State (2/19/19)
- Awarded scholarship prior to 2018-19 season
- Played only 16 minutes during 2015-16 freshman season at Carleton, totaling 4 points, 7 rebounds and 2 blocks
- Developed into 2nd-team All-MIAC and All-MIAC Defensive Team selection as sophomore in 2016-17
- First played organized basketball in eighth grade and missed parts of three high school seasons with injuries
- AP distinction scholar and summa cum laude graduate at East Ridge High School in Woodbury, Minn.

### 2019-20 GAME-BY-GAME

OPPONENT	DATE	GS	MIN	FG	3FG	FT	OR-DR-TR	PF	A	T	B	S	PTS
Central Arkansas	11/5	*	26	6-7	0-0	2-2	4-3-7	1	2	0	1	0	14
vs. Washington	11/8	*	28	4-11	0-0	3-3	5-5-10	4	1	1	3	4	11
Texas State	11/15	*	30	5-10	0-0	1-4	6-5-11	0	1	0	2	4	11
vs. Ohio	11/21	*	33	2-5	0-0	6-8	6-5-11	2	1	0	2	2	10
at Coastal Carolina	11/22	*	20	1-1	0-0	2-3	0-1-1	4	0	3	0	0	4
vs. #17 Villanova	11/24	*	26	2-5	0-0	2-2	4-3-7	3	0	1	1	1	6
Maryland-Eastern Shore	12/3	*	23	1-5	0-0	0-0	3-10-13	2	0	4	5	2	2
#12 Arizona	12/7	*	36	6-8	0-0	5-7	3-10-13	1	1	0	5	1	17
#18 Butler	12/10	*	31	4-6	0-0	0-1	3-6-9	3	1	1	3	0	8
vs. UT Martin	12/18	*	19	3-4	0-0	0-0	4-2-6	2	1	0	2	1	6
Jackson State	12/30	*	21	3-3	0-0	4-4	5-8-13	0	1	0	0	0	10
Texas	1/4	*	29	2-6	0-0	1-1	6-6-12	3	0	0	4	0	5
at #22 Texas Tech	1/7	*	30	4-7	0-0	1-2	7-3-10	3	0	0	2	0	9
at #3 Kansas	1/11	*	31	6-12	0-0	1-2	1-4-5	3	0	0	1	1	13
Iowa State	1/15	*	27	6-8	0-0	2-4	6-5-11	1	0	0	2	1	14
at Oklahoma State	1/18	*	25	6-8	0-0	5-6	3-1-4	4	0	2	4	2	17
Oklahoma	1/20	*	29	6-8	0-0	0-1	6-9-15	3	1	1	1	0	12
at Florida	1/25	*	35	4-8	0-0	1-1	2-5-7	2	0	2	1	1	9
at Iowa State	1/29	*	25	5-6	0-0	2-2	3-6-9	4	0	0	3	0	12
TCU	2/1	*	33	3-6	0-0	6-8	4-7-11	3	0	1	6	0	12
at Kansas State	2/3	*	23	3-8	0-0	3-5	2-3-5	4	0	1	0	0	9
Oklahoma State	2/8	*	26	4-9	0-0	4-8	7-4-11	4	0	1	2	1	12
at Texas	2/10	*	28	0-1	0-0	2-2	1-3-4	4	0	0	2	0	2
#14 West Virginia	2/15	*	32	3-7	0-0	2-2	3-2-5	4	0	1	0	3	8
at Oklahoma	2/18	*	33	3-7	0-0	0-0	3-7-10	2	0	1	3	1	6
#3 Kansas	2/22	*	29	4-8	0-0	2-3	3-4-7	4	1	2	2	0	10
Kansas State	2/25	*	28	4-6	0-0	2-2	5-6-11	2	1	1	2	2	10
at TCU	2/29	*	37	7-9	0-0	4-8	8-9-17	4	1	2	3	3	18
Texas Tech	3/2	*	35	1-7	0-0	2-4	8-2-10	4	1	1	2	3	4
at West Virginia	3/7	*	25	3-6	0-0	0-0	3-3-6	4	0	0	2	1	6

### GILLESPIE'S CARLETON STATS

YEAR	GP-GS	MIN-AVG	FG-A	PCT	3FG-A	PCT	FT-A	PCT	OFF-DEF-TOT	AVG	PF-D	A	TO	B	S	TP	AVG
2015-16 (FR.)	4-0	16-4.0	1-2	.500	0-0	.000	2-8	.250	0-7-7	1.8	2-0	1	0	2	1	4	1.0
2016-17 (SO.)	27-23	616-22.8	117-220	.532	0-0	.000	35-60	.583	72-152-224	8.3	75-3	22	37	69	15	269	10.0
CAREER	31-23	632-20.4	118-222	.532	0-0	.000	37-68	.544	72-159-231	7.5	77-3	23	37	71	16	273	8.8

### GILLESPIE'S BAYLOR STATS

YEAR	GP-GS	MIN-AVG	FG-A	PCT	3FG-A	PCT	FT-A	PCT	OFF-DEF-TOT	AVG	PF-D	A	TO	B	S	TP	AVG
2018-19 (RJR.)	26-11	476-18.3	60-92	.652	0-0	.000	17-32	.531	55-59-114	4.4	71-2	9	26	28	17	137	5.3
2019-20 (RSR.)	30-30	853-28.4	111-202	.550	0-0	.000	65-95	.684	124-147-271	9.0	84-0	14	26	66	34	287	9.6
BU CAREER	56-41	1329-23.7	171-294	.582	0-0	.000	82-127	.646	179-206-385	6.9	155-2	23	52	94	51	424	7.6
NCAA CAREER	87-64	1961-22.5	289-516	.560	0-0	.000	119-195	.610	251-365-516	5.9	232-5	46	89	165	67	697	8.0



**24 – MATTHEW MAYER**

G/F • 6-9 • 210 • SO. • 1L

AUSTIN, TEXAS (WESTLAKE HS)

**SEASON HIGHS**

**Points:** – 19 vs. Kansas State (2/25/20)  
**FG:** – 6 vs. Kansas State (2/25/20)  
**FGA:** – 9 vs. Maryland Eastern Shore (12/3/19)  
**3FG:** – 2, three times  
**3FGA:** – 3, seven times  
**FT:** – 5 vs. Kansas State (2/25/20)  
**FTA:** – 6 vs. Kansas State (2/25/20)  
**Rebounds:** – 8 vs. West Virginia (2/15/20)  
**Assists:** – 4 vs. Texas State (11/15/19)  
**Turnovers:** – 3 vs. Texas State (11/15/19); at Texas Tech (1/7/20)  
**Blocks:** – 1, four times  
**Steals:** – 3 vs. Texas State (11/15/19)  
**Minutes Played:** – 20 vs. Kansas State (2/25/20)

**CAREER HIGHS**

**Points:** – 19 vs. Kansas State (2/25/20)  
**FG:** – 7 vs. Nicholls (11/16/18)  
**FGA:** – 12 vs. Nicholls (11/16/18)  
**3FG:** – 3 vs. Nicholls (11/16/18)  
**3FGA:** – 6 vs. Nicholls (11/16/18)  
**FT:** – 5, four times  
**FTA:** – 8 at Texas Tech (2/16/19)  
**Rebounds:** – 8 vs. West Virginia (2/15/20)  
**Assists:** – 4 vs. Texas State (11/15/19)  
**Turnovers:** – 5 vs. Ole Miss (11/23/18)  
**Blocks:** – 2 vs. Alabama (1/26/19)  
**Steals:** – 4 at Oklahoma (1/28/19)  
**Minutes Played:** – 30 vs. Ole Miss (11/23/18)

**MISCELLANEOUS**

	19-20	CAREER	BU RECORD
Double-Figure Points:	5	10	6-4
5+ Assists:	–	–	–
Led team in Points:	1	2	2-0
Led team in Rebounds:	1	2	1-1
Led team in Blocks:	1	3	2-1
Led team in Assists:	1	1	1-0
Led team in Bench Points:	7	17	9-8

**MAYER NOTEBOOK**


- Sophomore wing with length, range and quick release, provides instant offense off bench
- Played off bench in 63 of 64 games during BU career, including 38 games with 10+ minutes, 10 games with 10+ points
- Last 7 Games: 8.9 ppg in 15.6 mpg, shooting 56% (24-of-43) from field, including 70% (19-of-27) on 2-point field goals
- Recorded career-high 19 points on only 6-of-7 shooting in season-high 20 minutes off bench vs. Kansas State (2/25/20)
- Had 10 points in 15 minutes off bench vs. No. 3 Kansas (2/22/20), 2nd time in last 3 games scoring in double-figures
- Posted then-season-high 13 points and career-high 8 rebounds in 17 minutes off bench vs. No. 14 West Virginia (2/15/20)
- Played then-season-high 17 minutes off bench in 3 Big 12 games vs. Texas (1/4), at Texas Tech (1/7) and vs. WVU (2/15)
- Scored 10 first-half points off bench in 2 straight games – finished with 12 pts vs. UMES and 10 vs. Villanova
- Had strong floor game with career-high 4 assists and 3 steals in 14 minutes off bench vs. Texas State (11/15/19)
- Made both 3-point attempts and had 8 points in 14 minutes off bench in season opener vs. UCA (11/5/19)
- Scored in double-figures off bench in 5 games last season, including 18 vs. Nicholls State, 17 at TCU and 10 at Texas
- Scored 17 points on just 5-of-9 shooting in 14 minutes off bench at TCU (1/5/19)
- Posted game-high 18 points in just 18 minutes off bench vs. Nicholls State (11/16/18)
- Four-star recruit from Austin's Westlake High School, ranked among top-100 recruits nationally in 2018 class
- Helped Westlake to 36-4 record as senior in 2017-18, playing alongside Xavier's Keonte Kennedy and Texas' Brock Cunningham
- Committed to Baylor in June 2017, more than a year prior to enrolling at BU

**2019-20 GAME-BY-GAME**

OPPONENT	DATE	GS	MIN	FG	3FG	FT	OR-DR-TR	PF	A	T	B	S	PTS
Central Arkansas	11/5		14	3-7	2-2	0-0	0-2-2	1	0	0	0	0	8
vs. Washington	11/8		2	0-1	0-1	0-0	0-0-0	2	0	0	0	0	0
Texas State	11/15		14	0-2	0-0	0-0	1-1-2	1	4	3	1	3	0
vs. Ohio	11/21		5	0-2	0-1	0-0	0-0-0	0	0	0	0	0	0
at Coastal Carolina	11/22		6	2-2	1-1	1-2	0-0-0	0	0	0	0	0	6
vs. #17 Villanova	11/24		11	4-6	1-2	1-2	1-2-3	2	1	0	0	0	10
Maryland-Eastern Shore	12/3		16	5-9	2-3	0-0	3-2-5	1	0	0	0	0	12
#12 Arizona	12/7		6	0-2	0-1	0-0	2-1-3	4	1	2	0	1	0
#18 Butler	12/10		9	1-3	0-1	0-0	0-0-0	1	1	0	0	0	2
vs. UT Martin	12/18		16	2-8	1-3	0-0	2-0-2	2	1	1	0	1	5
Jackson State	12/30		12	2-3	0-0	1-4	2-0-2	1	0	1	0	0	5
Texas	1/4		17	3-5	1-1	0-0	1-0-1	2	2	0	0	1	7
at #22 Texas Tech	1/7		17	2-7	1-3	0-0	0-2-2	1	2	3	0	0	5
at #3 Kansas	1/11		8	0-0	0-0	0-0	0-2-2	0	1	2	0	2	0
Iowa State	1/15		9	0-3	0-1	0-0	0-1-1	1	0	0	0	0	0
at Oklahoma State	1/18		14	1-3	1-2	3-4	0-2-2	2	2	0	0	0	6
Oklahoma	1/20		11	0-4	0-1	3-3	0-2-2	0	0	0	0	0	3
at Florida	1/25		9	2-3	1-1	0-0	0-1-1	0	0	1	1	0	5
at Iowa State	1/29		8	0-2	0-0	0-0	1-1-2	2	0	1	1	0	0
TCU	2/1		10	2-5	1-2	0-0	0-1-1	0	3	1	0	0	5
at Kansas State	2/3		9	0-0	0-0	0-0	0-2-2	0	1	0	0	0	0
Oklahoma State	2/8		7	0-5	0-2	0-0	1-0-1	0	0	0	0	0	0
at Texas	2/10		9	1-3	0-1	2-2	0-2-2	1	1	1	0	0	4
#14 West Virginia	2/15		17	5-8	0-1	3-3	1-7-8	2	1	1	0	0	13
at Oklahoma	2/18		18	2-5	1-3	0-0	1-1-2	3	0	1	0	0	5
#3 Kansas	2/22		14	4-7	1-3	1-1	2-1-3	0	0	1	0	2	10
Kansas State	2/25		20	6-7	2-3	5-6	0-4-4	0	0	1	1	1	19
at TCU	2/29		17	3-6	0-3	0-0	0-0-0	0	1	1	0	2	6
Texas Tech	3/2		18	3-7	1-3	0-2	0-2-2	1	1	0	0	2	7
at West Virginia	3/7		5	1-3	0-0	0-0	0-0-0	0	0	0	0	0	2

**MAYER'S CAREER STATS**

YEAR	GP-GS	MIN-AVG	FG-A	PCT	3FG-A	PCT	FT-A	PCT	OFF-DEF-TOT	AVG	PF-D	A	TO	B	S	TP	AVG
2018-19 (FR.)	33-0	388-11.8	51-154	.331	20-65	.308	31-47	.660	24-42-66	2.0	34-0	26	25	8	17	153	4.6
2019-20 (SO.)	30-0	348-11.6	54-128	.422	17-45	.378	20-29	.690	18-39-57	1.9	30-0	23	21	4	15	145	4.8
<b>CAREER</b>	<b>63-0</b>	<b>736-11.7</b>	<b>105-282</b>	<b>.372</b>	<b>37-110</b>	<b>.336</b>	<b>51-76</b>	<b>.671</b>	<b>42-81-123</b>	<b>2.0</b>	<b>64-0</b>	<b>49</b>	<b>46</b>	<b>12</b>	<b>32</b>	<b>298</b>	<b>4.7</b>



**45 – DAVION MITCHELL**

**G • 6-2 • 195 • RSO. • SO**  
**HINESVILLE, GA. (AUBURN)**

**SEASON HIGHS**

**Points:** – 19 vs. UT Martin (12/18/19)  
**FG:** – 9 vs. UT Martin (12/18/19)  
**FGA:** – 13 at Coastal Carolina (11/22/19); at Florida (1/25/20)  
**3FG:** – 3 vs. Oklahoma (1/20/20); at West Virginia (3/7/20)  
**3FGA:** – 7 at Coastal Carolina (11/22/19); vs. Oklahoma (1/20/20)  
**FT:** – 7 at Florida (1/25/20)  
**FTA:** – 10 vs. Oklahoma State (2/8/20)  
**Rebounds:** – 6 at Texas (2/10/20)  
**Assists:** – 10 vs. Kansas State (2/25/20)  
**Turnovers:** – 5 at Texas (2/10/20); vs. West Virginia (2/15/20)  
**Blocks:** – 2 at Texas (2/10/20); vs. Kansas (2/22/20)  
**Steals:** – 4, three times  
**Minutes Played:** – 41 vs. Texas Tech (3/2/20)

**CAREER HIGHS**

**Points:** – 19 vs. UT Martin (12/18/19)  
**FG:** – 9 vs. UT Martin (12/18/19)  
**FGA:** – 13 at Coastal Carolina (11/22/19); at Florida (1/25/20)  
**3FG:** – 3 vs. Oklahoma (1/20/20); at West Virginia (3/7/20)  
**3FGA:** – 7 at Coastal Carolina (11/22/19); vs. Oklahoma (1/20/20)  
**FT:** – 7 at Florida (1/25/20)  
**FTA:** – 10 vs. Oklahoma State (2/8/20)  
**Rebounds:** – 6 at Texas (2/10/20)  
**Assists:** – 10 vs. Kansas State (2/25/20)  
**Turnovers:** – 5 at Texas (2/10/20); vs. West Virginia (2/15/20)  
**Blocks:** – 2 at Texas (2/10/20); vs. Kansas (2/22/20)  
**Steals:** – 4, three times  
**Minutes Played:** – 41 vs. Texas Tech (3/2/20)

**MISCELLANEOUS**

	19-20	BU RECORD
Double-Figure Points:	15	14-1
Double-Figure Assists:	1	1-0
5+ Assists:	11	11-0
Led team in Points:	2	2-0
Led team in Rebounds:	1	1-0
Led team in Assists:	15	14-1
Led team in Blocks:	3	2-1

**MITCHELL NOTEBOOK**

- Lightning quick redshirt sophomore point guard, sat out last season after transferring to Baylor from Auburn
- Named Big 12 Newcomer of the Year, All-Big 12 Newcomer Team and Big 12 All-Defensive Team
- Has started all 30 games at Baylor after coming off bench in all 34 games as freshman at Auburn in 2017-18
- Teams are 38-4 in games in which he's played 20+ minutes (12-0 at Auburn, 26-4 at Baylor)
- Teams are 16-1 in games in which he's scored 10+ points (2-0 at Auburn, 14-1 at Baylor)
- Last 13 Games: averaging 5.2 assists and 1.7 steals per game; has 2.06 assist-to-turnover ratio (66 assists, 32 turnovers)
- Last 21 Games: 10.6 ppg, 4.1 apg, 1.6 spg; shooting 43% (80-of-187) from field, 36% (25-70) on 3FGs in 33.2 minutes/game
- Averaging 10.6 ppg over last 26 games after posting 4.0 ppg over first 38 collegiate games
- Made a 3-pointer in 21 of last 26 games; 35% 3FGs (32-92) over last 26 games after 26% over first 38 collegiate games (17-65)
- Scored in double-figures in 15 of 30 games this season after doing so in 2 of 34 games as freshman at Auburn in 2017-18
- Had career-first double-double with 14 points and career-high 10 assists in 33 minutes vs. Kansas State (2/25/20)
- Posted then-career-high 9 assists and added 13 points in career-high 38 minutes of win over No. 14 West Virginia (2/15/20)
- Helped Bears claim Myrtle Beach Invitational title by averaged 12.3 points, 2.7 assists and 1.3 steals over 3 games
- Recorded then-career-high 7 assists to go with 13 points and 2 steals in win at Kansas State (2/3/20)
- Team-high 14 points in win at No. 22 Texas Tech (1/7/20), went 6-of-10 from field and 2-of-2 from 3-point range
- Led team with career-highs of 19 points and 4 steals, added 4 assists with 0 turnovers in win over UT Martin (12/18/19)
- Recorded then-career-highs of 15 points, 6 assists, 3 steals and 38 minutes in win at Coastal Carolina (11/22/19)
- Scored 13 points against No. 17 Villanova in Myrtle Beach Invitational championship game (11/24/19)
- Came off bench in all 34 games as freshman at Auburn in 2017-18, helping Tigers to 26-8 record and SEC title
- Consensus 4-star recruit, ranked as high as No. 33 nationally in 2017 class by 247Sports
- Ranked 2nd on Auburn team with .566 2-point FG percentage and 18.4 assist rate in 2017-18
- Has team-high 41-inch max vertical, 33.5-inch no-step vertical

**2019-20 GAME-BY-GAME**

OPPONENT	DATE	GS	MIN	FG	3FG	FT	OR-DR-TR	PF	A	T	B	S	PTS
Central Arkansas	11/5	*	24	3-6	1-4	0-3	0-1-1	3	5	1	0	1	7
vs. Washington	11/8	*	30	1-5	1-3	0-0	0-1-1	1	4	3	0	1	3
Texas State	11/15	*	28	2-5	0-3	4-7	1-2-3	2	0	1	1	1	8
vs. Ohio	11/21	*	31	4-7	0-3	1-1	0-3-3	3	2	1	1	0	9
at Coastal Carolina	11/22	*	38	4-13	2-7	5-6	0-2-2	3	6	1	0	3	15
vs. #17 Villanova	11/24	*	30	5-10	1-2	2-4	0-1-1	4	2	2	1	1	13
Maryland-Eastern Shore	12/3	*	24	2-6	1-3	3-5	1-4-5	2	4	2	0	1	8
#12 Arizona	12/7	*	33	2-9	2-4	0-0	0-1-1	4	2	3	1	1	6
#18 Butler	12/10	*	36	2-9	1-6	1-2	1-1-2	2	3	4	0	2	6
vs. UT Martin	12/18	*	26	9-12	1-2	0-0	0-3-3	2	4	0	0	4	19
Jackson State	12/30	*	25	5-6	2-3	2-2	0-1-1	4	5	2	0	3	14
Texas	1/4	*	23	1-5	1-2	0-0	0-5-5	4	3	2	0	1	3
at #22 Texas Tech	1/7	*	31	6-10	2-2	0-0	1-3-4	3	0	4	0	1	14
at #3 Kansas	1/11	*	36	4-10	2-5	0-0	0-2-2	1	1	2	0	1	10
Iowa State	1/15	*	35	6-11	2-5	3-3	0-3-3	3	6	2	1	0	17
at Oklahoma State	1/18	*	31	0-5	0-3	0-0	1-4-5	1	0	3	0	0	0
Oklahoma	1/20	*	32	5-12	3-7	0-0	1-3-4	3	1	2	1	1	13
at Florida	1/25	*	36	2-13	1-5	7-8	1-0-1	3	6	3	0	1	12
at Iowa State	1/29	*	32	4-10	0-2	2-2	0-5-5	3	3	1	1	4	10
TCU	2/1	*	36	2-6	1-2	3-4	0-4-4	3	4	1	0	4	8
at Kansas State	2/3	*	32	5-7	1-2	2-4	0-1-1	5	7	2	0	2	13
Oklahoma State	2/8	*	35	2-6	0-2	6-10	1-1-2	2	5	1	0	0	10
at Texas	2/10	*	33	2-6	1-2	3-4	1-5-6	3	5	5	2	0	8
#14 West Virginia	2/15	*	38	6-10	1-4	0-2	1-2-3	2	9	5	0	2	13
at Oklahoma	2/18	*	36	2-8	1-4	2-2	0-3-3	3	4	2	0	3	7
#3 Kansas	2/22	*	37	2-11	0-3	2-3	0-3-3	3	3	1	2	3	6
Kansas State	2/25	*	33	5-9	2-5	2-2	0-3-3	2	10	4	0	0	14
at TCU	2/29	*	36	2-8	0-2	3-4	0-1-1	1	4	2	0	0	7
Texas Tech	3/2	*	41	4-11	1-4	0-2	0-3-3	4	5	2	0	1	9
at West Virginia	3/7	*	35	6-11	3-4	0-0	0-0-0	3	1	3	0	2	15

**MITCHELL'S AUBURN STATS**

YEAR	GP-GS	MIN-AVG	FG-A	PCT	3FG-A	PCT	FT-A	PCT	OFF-DEF-TOT	AVG	PF-D	A	TO	B	S	TP	AVG
2017-18 (FR.)	34-0	582-17.1	45-105	.429	15-52	.288	21-31	.677	9-30-39	1.1	73-1	63	38	1	18	126	3.7

**MITCHELL'S BAYLOR STATS**

YEAR	GP-GS	MIN-AVG	FG-A	PCT	3FG-A	PCT	FT-A	PCT	OFF-DEF-TOT	AVG	PF-D	A	TO	B	S	TP	AVG
2019-20 (RSO.)	30-30	973-32.4	105-257	.409	34-105	.324	53-80	.663	10-71-81	2.7	82-1	114	67	11	44	297	9.9
<b>NCAA CAREER</b>	<b>64-30</b>	<b>1555-24.3</b>	<b>150-362</b>	<b>.414</b>	<b>49-157</b>	<b>.312</b>	<b>74-111</b>	<b>.667</b>	<b>19-101-120</b>	<b>1.9</b>	<b>155-2</b>	<b>177</b>	<b>105</b>	<b>12</b>	<b>62</b>	<b>423</b>	<b>6.6</b>



### 13 — JACKSON MOFFATT

G/F • 6-6 • 210 • RFR. • SQ  
MAGNOLIA, TEXAS (MAGNOLIA HS)

#### SEASON/CAREER HIGHS

Points: —  
 FG: —  
 FGA: — 2 vs. Central Arkansas (11/5/19); vs. Kansas State (2/25/20)  
 3FG: —  
 3FGA: — 2 vs. Central Arkansas (11/5/19)  
 FT: —  
 FTA: —  
 Rebounds: — 1 vs. Central Arkansas (11/5/19)  
 Assists: —  
 Turnovers: —  
 Blocks: —  
 Steals: — 1 vs. Maryland Eastern Shore (12/3/19)  
 Minutes Played: — 3, three times

#### MISCELLANEOUS

	19-20	BU RECORD
Double-Figure Points:	—	—
Double-Figure Rebounds:	—	—
Double-Doubles:	—	—
5+ Assists:	—	—
Led team in Points:	—	—
Led team in Rebounds:	—	—
Led team in Blocks:	—	—
Led team in Assists:	—	—


### MOFFATT NOTEBOOK

- Redshirt freshman walk-on wing from Magnolia High School, played on practice squad last season
- Has appeared in 6 games this season, totaling 1 rebound and 1 steal in 13 minutes
- Made collegiate debut with 3 minutes off bench in season opener vs. Central Arkansas (11/5)
- Scored 2,066 points during prep career, becoming Magnolia's all-time leading scorer
- Named 2018 District 20-5A Offensive MVP after averaging 25.5 points and 8.0 rebounds
- 3-time first-team All-District 20-5A honoree and 2-time TABC All-Region selection
- Holds MHS record for single-game scoring with 45-point game

### 2019-20 GAME-BY-GAME

OPPONENT	DATE	GS	MIN	FG	3FG	FT	OR-DR-TR	PF	A	T	B	S	PTS
Central Arkansas	11/5	3		0-2	0-2	0-0	0-1-1	0	0	0	0	0	0
vs. Washington	11/8			DNP									
Texas State	11/15			DNP									
vs. Ohio	11/21	1		0-0	0-0	0-0	0-0-0	0	0	0	0	0	0
at Coastal Carolina	11/22			DNP									
vs. #17 Villanova	11/24			DNP									
Maryland-Eastern Shore	12/3	3		0-2	0-2	0-0	0-0-0	0	0	0	0	1	0
#12 Arizona	12/7			DNP									
#18 Butler	12/10			DNP									
vs. UT Martin	12/18	3		0-1	0-1	0-0	0-0-0	1	0	0	0	0	0
Jackson State	12/30			DNP									
Texas	1/4			DNP									
at #22 Texas Tech	1/7			DNP									
at #3 Kansas	1/11			DNP									
Iowa State	1/15			DNP									
at Oklahoma State	1/18			DNP									
Oklahoma	1/20			DNP									
at Florida	1/25			DNP									
at Iowa State	1/29			DNP									
TCU	2/1			DNP									
at Kansas State	2/3			DNP									
Oklahoma State	2/8			DNP									
at Texas	2/10			DNP									
#14 West Virginia	2/15	0+		0-0	0-0	0-0	0-0-0	0	0	0	0	0	0
at Oklahoma	2/18			DNP									
#3 Kansas	2/22			DNP									
Kansas State	2/25	2		0-2	0-0	0-0	0-0-0	0	0	0	0	0	0
at TCU	2/29			DNP									
Texas Tech	3/2			DNP									
at West Virginia	3/7			DNP									

MOFFATT'S CAREER STATS																	
YEAR	GP-GS	MIN-AVG	FG-A	PCT	3FG-A	PCT	FT-A	PCT	OFF-DEF-TOT	AVG	PF-D	A	TO	B	S	TP	AVG
2019-20 (RFR.)	6-0	12-2.0	0-7	.000	0-5	.000	0-0	.000	0-1-1	0.2	1-0	0	0	0	1	0	0.0
CAREER	6-0	12-2.0	0-7	.000	0-5	.000	0-0	.000	0-1-1	0.2	1-0	0	0	0	1	0	0.0



**15 — OBIM OKEKE**

**G • 6-0 • 225 • SR. • 1L**  
**LAS VEGAS, NEV. (BISHOP GORMAN HS)**

**SEASON HIGHS**

**Points:** — 1 vs. Kansas State (2/25/20)  
**FG:** —  
**FGA:** — 2, three times  
**3FG:** —  
**3FGA:** — 2, three times  
**FT:** — 1 vs. Kansas State (2/25/20)  
**FTA:** — 2 vs. Kansas State (2/25/20)  
**Rebounds:** — 2 vs. Central Arkansas (11/5/19); vs. UMES (12/3/19)  
**Assists:** — 3 vs. Maryland Eastern Shore (12/3/19)  
**Turnovers:** — 1 vs. UMES (12/3/19); vs. Kansas State (2/25/20)  
**Blocks:** —  
**Steals:** — 1 vs. Central Arkansas (11/5/19)  
**Minutes Played:** — 8 vs. Maryland Eastern Shore (12/3/19)

**CAREER HIGHS**

**Points:** — 3, three times  
**FG:** — 1, five times  
**FGA:** — 3 vs. Texas Southern (12/14/17); at Texas Tech (2/16/19)  
**3FG:** — 1, three times  
**3FGA:** — 2, seven times  
**FT:** —  
**FTA:** —  
**Rebounds:** — 2 vs. Savannah State (12/17/17); vs. UMES (12/3/19)  
**Assists:** — 3 vs. Maryland Eastern Shore (12/3/19)  
**Turnovers:** — 2 vs. Southern (12/20/17)  
**Blocks:** —  
**Steals:** — 1, four times  
**Minutes Played:** — 10 vs. Kansas State (2/9/19)

**MISCELLANEOUS**

	19-20	BU RECORD
Double-Figure Points:	—	—
Led team in Points:	—	—
Led team in Rebounds:	—	—
Led team in Assists:	—	—

**OKEKE NOTEBOOK**

- Senior former walk-on guard, played 3 seasons on Baylor football team before switching to MBB after 2017 FB season
- Has played in 8 games this season, totaling 1 point, 5 assists, 5 rebounds and 1 steal in 24 minutes
- Came off bench to play 9 games last season, including 2 conference games with 9+ minutes as back-up point guard
- Has appeared in 24 games during BU basketball career, totaling 14 points, 10 rebounds, 8 assists and 4 steals in 73 minutes
- Played career-high 10 minutes vs. K-State (2/9/19), filling in as back-up point guard with Mason and McClure injured
- Made Baylor MBB debut vs. Sam Houston State on Dec. 4, 2017, just 10 days after finishing football season
- Played in 5 football games during 2 seasons of action with Baylor football as running back and kick returner
- Won 5 state titles at Bishop Gorman HS in Las Vegas, 3 in basketball and 2 in football


**2019-20 GAME-BY-GAME**

OPPONENT	DATE	GS	MIN	FG	3FG	FT	OR-DR-TR	PF	A	T	B	S	PTS
Central Arkansas	11/5	4		0-1	0-1	0-0	0-2-2	0	2	0	0	1	0
vs. Washington	11/8			DNP									
Texas State	11/15			DNP									
vs. Ohio	11/21	1	0-0	0-0	0-0	0-0-0	0	0	0	0	0	0	0
at Coastal Carolina	11/22			DNP									
vs. #17 Villanova	11/24			DNP									
Maryland-Eastern Shore	12/3	8	0-2	0-2	0-0	0-2-2	1	3	1	0	0	0	0
#12 Arizona	12/7			DNP									
#18 Butler	12/10			DNP									
vs. UT Martin	12/18	3	0-2	0-0	0-0	0-0-0	1	0	0	0	0	0	0
Jackson State	12/30	2	0-1	0-0	0-0	0-1-1	0	0	0	0	0	0	0
Texas	1/4			DNP									
at #22 Texas Tech	1/7			DNP									
at #3 Kansas	1/11			DNP									
Iowa State	1/15			DNP									
at Oklahoma State	1/18			DNP									
Oklahoma	1/20			DNP									
at Florida	1/25			DNP									
at Iowa State	1/29			DNP									
TCU	2/1			DNP									
at Kansas State	2/3			DNP									
Oklahoma State	2/8			DNP									
at Texas	2/10			DNP									
#14 West Virginia	2/15	1	0-0	0-0	0-0	0-0-0	0	0	0	0	0	0	0
at Oklahoma	2/18			DNP									
#3 Kansas	2/22			DNP									
Kansas State	2/25	4	0-2	0-2	1-2	0-0-0	1	0	1	0	0	0	1
at TCU	2/29			DNP									
Texas Tech	3/2			DNP									
at West Virginia	3/7	1	0-0	0-0	0-0	0-0-0	0	0	0	0	0	0	0

**OKEKE'S CAREER STATS**

YEAR	GP-GS	MIN-AVG	FG-A	PCT	3FG-A	PCT	FT-A	PCT	OFF-DEF-TOT	AVG	PF-D	A	TO	B	S	TP	AVG
2017-18 (SO.)	7-0	21-3.0	1-8	.125	1-7	.143	0-0	.000	1-1-2	0.3	1-0	3	3	0	1	3	0.4
2018-19 (JR.)	9-0	32-3.6	4-11	.364	2-9	.222	0-0	.000	1-2-3	0.3	7-0	0	2	0	2	10	1.1
2019-20 (SR.)	8-0	24-3.0	0-8	.000	0-7	.000	1-2	.500	0-5-5	0.6	3-0	5	2	0	1	1	0.1
<b>CAREER</b>	<b>24-0</b>	<b>77-3.2</b>	<b>5-27</b>	<b>.185</b>	<b>3-23</b>	<b>.130</b>	<b>1-2</b>	<b>.500</b>	<b>2-8-10</b>	<b>0.4</b>	<b>11-0</b>	<b>8</b>	<b>7</b>	<b>0</b>	<b>4</b>	<b>14</b>	<b>0.6</b>





## 31 — MACIO TEAGUE

G • 6-3 • 195 • R.J.R. • SO  
CINCINNATI, OHIO (UNC ASHEVILLE)

### SEASON HIGHS

**Points:** — 24 vs. Oklahoma State (2/8/20)  
**FG:** — 7 vs. Central Arkansas (11/5/19); vs. TCU (2/1/20)  
**FGA:** — 16 vs. Texas (1/4/20)  
**3FG:** — 5 vs. TCU (2/1/20)  
**3FGA:** — 10 at Coastal Carolina (11/22/19)  
**FT:** — 9 vs. Arizona (12/7/19); vs. Texas (1/4/20)  
**FTA:** — 10 vs. Arizona (12/7/19)  
**Rebounds:** — 10 vs. Central Arkansas (11/5/19)  
**Assists:** — 5, three times  
**Turnovers:** — 4 vs. Arizona (12/7/19); vs. Jackson State (12/30/19)  
**Blocks:** — 1, five times  
**Steals:** — 3 vs. Texas State (11/15/19); vs. Oklahoma (1/20/20)  
**Minutes Played:** — 38 vs. Texas Tech (3/2/20)

### CAREER HIGHS

**Points:** — 36 at Campbell (2/1/18)\*  
**FG:** — 14 at Campbell (2/1/18)\*  
**FGA:** — 24 vs. USC (3/13/18)\*  
**3FG:** — 7 at Campbell (2/1/18)\*  
**3FGA:** — 15 at Campbell (2/1/18)\*  
**FT:** — 12 at Charleston Southern (11/14/17)\*  
**FTA:** — 14 vs. High Point (11/27/18)\*  
**Rebounds:** — 11 at UNC Greensboro (12/19/17)\*  
**Assists:** — 8 vs. Wofford (11/26/17)\*  
**Turnovers:** — 8 at Rhode Island (11/10/17)\*  
**Blocks:** — 1, 16 times (11 at UNCA, 5 at BU)  
**Steals:** — 5 at Coastal Carolina (12/3/16)\*  
**Minutes Played:** — 49 vs. USC (3/13/18)\*

\* - while at UNC Asheville

### MISCELLANEOUS

	19-20	BU RECORD
Double-Figure Points:	22	21-1
Double-Figure Rebounds:	1	1-0
Double-Doubles:	1	1-0
20+ Points:	3	3-0
5+ Assists:	3	2-1
Led team in Points:	10	10-0
Led team in Rebounds:	4	4-0
Led team in Blocks:	1	1-0
Led team in Assists:	3	2-1

### TEAGUE NOTEBOOK

- Redshirt junior guard, sat out last season as transfer from UNC Asheville; played on practice squad
- Named to All-Big 12 Second Team and unanimous choice on Big 12 All-Newcomer Team
- Made at least one 3-pointer in 50 of last 53 games played, including 42 of 53 games with 2+ 3FGs
- Played in 90 consecutive games (89 starts) to start collegiate career before sitting out 2 games with wrist injury
- Two-time Big 12 Newcomer of the Week 1/13/20 (after wins at TTU and at KU) and 2/10/20 (after wins at KSU and vs. OSU)
- Led team in scoring in 6 straight games with 15+ points in each before suffering wrist injury at Texas (2/10/20)
- Posted season-high 24 points in win over Oklahoma State (2/8/20), including 6-of-6 free throws in final 14 seconds
- Made season-high 5-of-8 from 3-point range on way to 19 points and 6 rebounds in win over TCU (2/1/20)
- Led team with 16 points and added 6 rebounds and 3 assists in Big 12/SEC Challenge win at Florida (1/25/20)
- Scored game-high 21 points and added 6 rebounds in first Big 12 game vs. Texas (1/4/20)
- Led team with 19 points, including 9-of-10 at FT line, in win over No. 12 Arizona (12/7/19)
- Had 4th career double-double with 18 points and 10 rebounds in Baylor debut vs. Central Arkansas (11/5/19)
- Has 7 career games with 6+ made 3FGs, 12 games with 5+ made 3FGs and 38 games with 3+ made 3FGs
- Scored in double-figures in 22 of 28 games this season and in 76 of 95 games during collegiate career
- Earned Myrtle Beach Invitational All-Tournament honors after leading Bears with 18.7 points per game (17+ points all 3 games)
- Career .412 3-point shooter, averaging 2.4 made 3s per games (227-of-551 over 95 games)
- Two-time first-team All-Big South honoree at UNC Asheville, 3x Big South Player of the Week
- Scored 1,078 points over 2 seasons at UNCA, 4th player in Big South history to reach 1k as soph.
- Played all 68 games (67 starts) at UNCA, scored in double-figures 54 times, had 20 games with 20+ pts
- Made nearly 3 treys per game (2.85) as sophomore at UNC Asheville in 2017-18

### 2019-20 GAME-BY-GAME

OPPONENT	DATE	GS	MIN	FG	3FG	FT	OR-DR-TR	PF	A	T	B	S	PTS
Central Arkansas	11/5	*	29	7-12	4-6	0-0	1-9-10	2	3	3	0	1	18
vs. Washington	11/8	*	30	3-8	1-6	1-2	1-4-5	1	5	3	0	1	8
Texas State	11/15	*	34	5-13	2-6	0-0	1-1-2	0	5	2	0	3	12
vs. Ohio	11/21	*	30	5-11	3-5	4-5	2-2-4	3	0	2	0	1	17
at Coastal Carolina	11/22	*	34	6-14	3-10	6-6	0-2-2	1	2	0	0	0	21
vs. #17 Villanova	11/24	*	32	5-9	4-6	4-4	0-3-3	1	1	0	0	0	18
Maryland-Eastern Shore	12/3	*	27	3-9	1-6	3-4	1-6-7	0	5	1	0	1	10
#12 Arizona	12/7	*	31	4-12	2-8	9-10	5-2-7	0	1	4	1	2	19
#18 Butler	12/10	*	31	3-12	1-8	3-4	1-3-4	0	2	2	0	0	10
vs. UT Martin	12/18	*	28	5-10	2-5	0-1	0-3-3	1	2	0	0	1	12
Jackson State	12/30	*	27	5-11	3-6	3-5	1-4-5	1	2	4	0	2	16
Texas	1/4	*	37	5-16	2-7	9-9	0-6-6	1	1	1	1	1	21
at #22 Texas Tech	1/7	*	35	2-4	0-2	3-4	0-2-2	1	1	0	0	0	7
at #3 Kansas	1/11	*	35	6-10	3-5	1-1	2-5-7	2	3	0	0	0	16
Iowa State	1/15	*	32	0-7	0-2	2-2	2-6-8	1	1	2	1	1	2
at Oklahoma State	1/18	*	32	2-9	1-6	4-4	1-4-5	1	1	0	0	0	9
Oklahoma	1/20	*	35	4-13	2-9	6-7	0-1-1	0	2	1	0	3	16
at Florida	1/25	*	37	5-12	2-6	4-4	0-6-6	2	3	0	1	0	16
at Iowa State	1/29	*	35	6-14	2-8	1-2	2-2-4	1	2	0	0	2	15
TCU	2/1	*	36	7-13	5-8	0-0	1-5-6	1	0	0	0	1	19
at Kansas State	2/3	*	36	4-9	2-6	5-8	0-4-4	2	3	3	0	2	15
Oklahoma State	2/8	*	37	6-9	4-7	8-9	2-5-7	1	1	2	0	0	24
at Texas	2/10	*	35	3-11	2-5	3-4	2-6-8	1	0	0	0	0	11
#14 West Virginia	2/15						DNP						
at Oklahoma	2/18						DNP						
#3 Kansas	2/22	*	28	3-8	2-4	0-0	0-0-0	2	1	1	0	0	8
Kansas State	2/25	*	24	4-10	3-7	2-2	1-2-3	1	2	1	0	2	13
at TCU	2/29	*	33	3-10	2-4	5-5	1-4-5	4	1	0	1	1	13
Texas Tech	3/2	*	38	5-15	2-7	2-2	1-3-4	1	0	0	0	2	14
at West Virginia	3/7	*	35	4-9	0-4	1-1	1-0-1	4	2	3	0	0	9

### TEAGUE'S UNC ASHEVILLE STATS

YEAR	GP-GS	MIN-AVG	FG-A	PCT	3FG-A	PCT	FT-A	PCT	OFF-DEF-TOT	AVG	PF-D	A	TO	B	S	TP	AVG
2016-17 (FR.)	33-32	1124-34.1	169-361	.468	70-154	.455	101-114	.886	18-133-151	4.6	46-0	90	31	7	36	509	15.4
2017-18 (SO.)	34-34	1200-35.3	181-433	.418	97-228	.425	110-127	.866	17-132-149	4.4	57-0	85	70	4	54	569	16.7
<b>CAREER</b>	<b>67-66</b>	<b>2324-34.7</b>	<b>350-794</b>	<b>.441</b>	<b>167-382</b>	<b>.437</b>	<b>211-241</b>	<b>.876</b>	<b>35-265-300</b>	<b>4.5</b>	<b>103-0</b>	<b>175</b>	<b>101</b>	<b>11</b>	<b>90</b>	<b>1078</b>	<b>16.1</b>

### TEAGUE'S BAYLOR STATS

YEAR	GP-GS	MIN-AVG	FG-A	PCT	3FG-A	PCT	FT-A	PCT	OFF-DEF-TOT	AVG	PF-D	A	TO	B	S	TP	AVG
2019-20 (RJR.)	28-28	913-32.6	120-300	.400	60-169	.355	89-105	.848	29-100-129	4.6	36-0	52	35	5	27	389	13.9
<b>NCAA CAREER</b>	<b>95-94</b>	<b>3237-34.1</b>	<b>470-1094</b>	<b>.430</b>	<b>227-551</b>	<b>.412</b>	<b>300-346</b>	<b>.867</b>	<b>64-365-429</b>	<b>4.5</b>	<b>139-0</b>	<b>227</b>	<b>136</b>	<b>16</b>	<b>117</b>	<b>1467</b>	<b>15.4</b>



**0 — FLO THAMBA**

**F • 6-10 • 240 • SO. • 1L**  
**KINSHASA, CONGO (MOUNTAIN MISSION SCHOOL)**

**SEASON HIGHS**

**Points:** — 11 vs. UT Martin (12/18/19)  
**FG:** — 4 vs. UT Martin (12/18/19)  
**FGA:** — 4, three times  
**3FG:** —  
**3FGA:** —  
**FT:** — 3 vs. Texas State (11/15/19); vs. UT Martin (12/18/19)  
**FTA:** — 6 vs. UT Martin (12/18/19)  
**Rebounds:** — 8 vs. UT Martin (12/18/19)  
**Assists:** — 2 vs. Central Arkansas (11/5/19)  
**Turnovers:** — 1, five times  
**Blocks:** — 4 vs. UT Martin (12/18/19)  
**Steals:** — 1 at West Virginia (3/7/20)  
**Minutes Played:** — 21 vs. UT Martin (12/18/19)

**CAREER HIGHS**

**Points:** — 11 vs. UT Martin (12/18/19)  
**FG:** — 4 vs. UT Martin (12/18/19)  
**FGA:** — 5 vs. Kansas (1/12/19)  
**3FG:** —  
**3FGA:** —  
**FT:** — 3, four times  
**FTA:** — 6 vs. UT Martin (12/18/19)  
**Rebounds:** — 8 vs. UT Martin (12/18/19)  
**Assists:** — 3 vs. TCU (2/2/19)  
**Turnovers:** — 2, seven times  
**Blocks:** — 4 vs. UT Martin (12/18/19)  
**Steals:** — 1, seven times  
**Minutes Played:** — 21, three times

**MISCELLANEOUS**

	19-20	CAREER	BU RECORD
Double-Figure Points:	1	1	1-0
Double-Figure Rebounds:	—	—	—
Double-Doubles:	—	—	—
2+ Blocks:	2	8	7-1
Led team in Points:	—	—	—
Led team in Rebounds:	1	1	1-0
Led team in Blocks:	3	8	6-2
Led team in Bench Points:	3	3	2-1

**THAMBA NOTEBOOK**


- Sophomore big man with 7-foot-6 wingspan, originally from Kinshasa, Democratic Republic of the Congo
- Played off bench in 19 of 30 games this season, totaling 43 points, 42 rebounds and 13 blocks in 172 minutes
- Came off bench to play 15 minutes at West Virginia (3/7/20), most in Big 12 play this season
- Made pair of clutch free throws to give Bears 1-point lead with 4:55 left in comeback win at Oklahoma State (1/18/20)
- Recorded career-highs with 11 points (4-4 FGs), 8 rebounds, 4 blocks and 21 minutes vs. UT Martin (12/18/19)
- Came off bench in 33 of 34 games as freshman in 2018-19, including 15 games with double-digit minutes
- Had season-highs of 6 rebounds, 3 assists and 2 blocks in just 14 minutes vs. TCU (2/2/19)
- Born in Congo, lived in England, France and South Africa, emigrated to United States in 2014
- Averaged 14.0 points, 10.0 rebounds and 1.5 blocks as senior at Mountain Mission School in Grundy, Va.
- Late addition to 2018 signing class, ranked No. 243 overall and No. 34 center by 247Sports

**2019-20 GAME-BY-GAME**

OPPONENT	DATE	GS	MIN	FG	3FG	FT	OR-DR-TR	PF	A	T	B	S	PTS
Central Arkansas	11/5		11	2-2	0-0	0-1	3-2-5	2	2	1	1	0	4
vs. Washington	11/8			DNP									
Texas State	11/15		10	1-2	0-0	3-4	1-1-2	2	0	0	0	0	5
vs. Ohio	11/21		8	0-0	0-0	0-0	0-2-2	2	0	0	0	0	0
at Coastal Carolina	11/22		4	0-0	0-0	0-0	0-0-0	1	0	0	0	0	0
vs. #17 Villanova	11/24			DNP									
Maryland-Eastern Shore	12/3		17	2-2	0-0	2-3	0-4-4	4	0	1	1	0	6
#12 Arizona	12/7		13	1-4	0-0	2-2	2-2-4	4	0	1	1	0	4
#18 Butler	12/10		9	1-2	0-0	0-2	1-1-2	2	0	0	1	0	2
vs. UT Martin	12/18		21	4-4	0-0	3-6	0-8-8	4	0	1	4	0	11
Jackson State	12/30		12	0-4	0-0	2-4	1-3-4	1	0	0	0	0	2
Texas	1/4		5	0-1	0-0	0-0	1-2-3	0	0	0	1	0	0
at #22 Texas Tech	1/7			DNP									
at #3 Kansas	1/11		4	0-0	0-0	0-0	0-0-0	0	0	0	0	0	0
Iowa State	1/15		4	0-0	0-0	1-2	1-0-1	0	0	0	0	0	1
at Oklahoma State	1/18		3	0-0	0-0	2-2	0-0-0	1	0	0	0	0	2
Oklahoma	1/20			DNP									
at Florida	1/25		5	0-1	0-0	0-0	0-0-0	2	0	1	0	0	0
at Iowa State	1/29			DNP									
TCU	2/1			DNP									
at Kansas State	2/3			DNP									
Oklahoma State	2/8		2	0-0	0-0	0-0	0-0-0	1	0	0	0	0	0
at Texas	2/10			DNP									
#14 West Virginia	2/15		6	0-1	0-0	0-1	1-0-1	1	0	0	1	0	0
at Oklahoma	2/18			DNP									
#3 Kansas	2/22			DNP									
Kansas State	2/25		13	1-2	0-0	0-0	0-1-1	1	0	0	1	0	2
at TCU	2/29			DNP									
Texas Tech	3/2		10	0-1	0-0	2-3	2-1-3	0	0	1	2	0	2
at West Virginia	3/7		15	1-1	0-0	0-0	1-1-2	5	0	1	0	1	2

**THAMBA'S CAREER STATS**

YEAR	GP-GS	MIN-AVG	FG-A	PCT	3FG-A	PCT	FT-A	PCT	OFF-DEF-TOT	AVG	PF-D	A	TO	B	S	TP	AVG
2018-19 (FR.)	33-0	331-10.0	21-39	.538	0-0	.000	16-30	.533	31-41-72	2.2	57-1	11	24	21	6	58	1.8
2019-20 (SO.)	19-0	172-9.1	13-27	.481	0-0	.000	17-30	.567	14-28-42	2.2	33-1	2	7	13	1	43	2.3
<b>CAREER</b>	<b>52-0</b>	<b>503-9.7</b>	<b>34-66</b>	<b>.515</b>	<b>0-0</b>	<b>.000</b>	<b>33-60</b>	<b>.550</b>	<b>45-69-114</b>	<b>2.2</b>	<b>90-2</b>	<b>13</b>	<b>31</b>	<b>34</b>	<b>7</b>	<b>101</b>	<b>1.9</b>



## 11 — MARK VITAL

G/F • 6-5 • 230 • R/JR. • 2L

LAKE CHARLES, LA. (ADVANCED PREP INT'L (TEXAS))

### VITAL NOTEBOOK

- High-flying redshirt junior guard/forward from Lake Charles, La., sat out 2016-17 season before debuting in 2017-18
- Named to 2020 All-Big 12 Third Team and unanimous choice on Big 12 All-Defensive Team
- Selected 2019 All-Big 12 honorable mention and Big 12 All-Defensive Team by league's coaches
- Appeared in team-high 87 consecutive games before missing game vs. Texas Tech (3/2/20) due to knee injury
- Joined Davion Mitchell to make Baylor only team with 2 semifinalists for Naismith Defensive Player of the Year
- Started all 34 games last season (11 at 5-spot, 21 at 4-spot, 2 at 3-spot); has started 64 of team's last 74 games
- Has scored in double-figures 25 times during BU career, has 12 games with double-digit rebounds and 2 double-doubles
- Recorded season-high 13 points and added 6 rebounds in win over Oklahoma State (2/8/20)
- Posted 8 points, 9 rebounds and season-high 7 assists in 31 minutes of win at Iowa State (1/29/20)
- Tied career-high with 3 blocks, including potential go-ahead layup with 1.5 seconds left in win over No. 18 Butler (12/10/19)
- Had career-high 17 points with 8 rebounds in 29 minutes of NCAA Tournament 2nd Round vs. Gonzaga (3/23/19)
- Went perfect 7-for-7 at foul line and posted 13 points, 8 rebounds and 3 assists in 84-83 OT win vs. Texas (2/27/17)
- Posted 2nd career double-double with career-high 15 points, 14 rebounds, 2 assists and 2 blocks in win vs. West Virginia (2/23/19)
- Had career-high 17 rebounds (9 offensive) in win at Arizona (12/15/18), out-rebounding all 9 Arizona players combined (14 rebounds)
- Career-first double-double with 11 points, 11 rebounds and 5 assists in 29 minutes vs. Nicholls State (11/16/18)
- Played in all but one game vs. NCAA teams during BU career (missed vs. Randall in 2017-18 and vs. TTU in 2018-19)
- Committed to Baylor in September 2013, more than two years before signing day

### 2019-20 GAME-BY-GAME

OPPONENT	DATE	GS	MIN	FG	3FG	FT	OR-DR-TR	PF	A	T	B	S	PTS
Central Arkansas	11/5		19	2-7	0-1	2-4	1-4-5	4	1	1	0	0	6
vs. Washington	11/8		23	3-10	0-0	2-2	2-1-3	3	1	0	1	1	8
Texas State	11/15	*	26	3-8	1-3	3-4	4-1-5	1	1	1	2	2	10
vs. Ohio	11/21		23	3-5	0-0	3-6	4-2-6	0	0	1	2	2	9
at Coastal Carolina	11/22		27	5-7	0-1	0-1	5-4-9	2	2	1	1	3	10
vs. #17 Villanova	11/24		26	0-0	0-0	2-2	1-3-4	4	3	2	0	1	2
Maryland-Eastern Shore	12/3	*	27	3-8	0-2	0-3	3-3-6	2	1	2	1	3	6
#12 Arizona	12/7		14	0-1	0-0	0-0	1-6-7	5	3	1	0	2	0
#18 Butler	12/10	*	31	3-7	1-1	0-1	3-2-5	2	2	1	3	1	7
vs. UT Martin	12/18	*	24	5-6	0-0	1-2	2-0-2	2	2	1	1	2	11
Jackson State	12/30	*	27	3-8	0-4	0-2	1-5-6	1	3	3	0	4	6
Texas	1/4	*	26	2-8	0-1	0-1	6-1-7	1	0	1	2	2	4
at #22 Texas Tech	1/7	*	30	2-3	0-0	4-8	4-9-13	3	1	1	0	3	8
at #3 Kansas	1/11	*	38	1-7	0-1	2-2	1-5-6	3	4	0	0	3	4
Iowa State	1/15	*	31	5-9	0-2	1-5	3-4-7	3	1	2	0	2	11
at Oklahoma State	1/18	*	24	0-2	0-0	0-0	2-1-3	2	3	2	0	1	0
Oklahoma	1/20	*	26	1-5	0-1	0-1	4-4-8	2	1	1	2	0	2
at Florida	1/25	*	29	2-3	0-0	0-0	4-6-10	3	0	1	0	0	4
at Iowa State	1/29	*	31	4-6	0-0	0-0	5-4-9	1	7	2	0	1	8
TCU	2/1	*	22	0-0	0-0	1-2	3-1-4	2	2	2	0	0	1
at Kansas State	2/3	*	25	2-2	0-0	1-3	1-5-6	4	4	1	0	3	5
Oklahoma State	2/8	*	27	6-10	0-0	1-3	4-2-6	3	0	2	1	2	13
at Texas	2/10	*	29	4-9	0-0	0-1	5-3-8	3	1	3	1	2	8
#14 West Virginia	2/15	*	21	2-5	0-0	1-2	1-4-5	2	2	4	0	4	5
at Oklahoma	2/18	*	32	5-7	0-0	0-0	3-3-6	3	1	0	0	0	10
#3 Kansas	2/22	*	30	2-4	0-0	2-5	5-3-8	4	2	1	0	2	6
Kansas State	2/25	*	14	1-3	0-0	0-0	2-2-4	3	0	0	0	1	2
at TCU	2/29	*	21	1-1	0-0	1-2	0-1-1	5	1	1	0	1	3
Texas Tech	3/2					DNP							
at West Virginia	3/7	*	32	3-8	0-0	1-5	5-7-12	5	4	3	0	1	7

### SEASON HIGHS

Points: — 13 vs. Oklahoma State (2/8/20)  
 FG: — 6 vs. Oklahoma State (2/8/20)  
 FGA: — 10 vs. Washington (11/8/19); vs. Oklahoma State (2/8/20)  
 3FG: — 1 vs. Texas State (11/15/19); vs. Butler (12/10/19)  
 3FGA: — 4 vs. Jackson State (12/30/19)  
 FT: — 4 at Texas Tech (1/7/20)  
 FTA: — 8 at Texas Tech (1/7/20)  
 Rebounds: — 13 at Texas Tech (1/7/20)  
 Assists: — 7 at Iowa State (1/29/20)  
 Turnovers: — 4 vs. West Virginia (2/15/20)  
 Blocks: — 3 vs. Butler (12/10/19)  
 Steals: — 4 vs. Jackson State (12/30/19); vs. West Virginia (2/15/20)  
 Minutes Played: — 38 at Kansas (1/11/20)

### CAREER HIGHS

Points: — 17 vs. Gonzaga (3/23/19)  
 FG: — 7 vs. Gonzaga (3/23/19)  
 FGA: — 13 vs. Kansas (1/12/19)  
 3FG: — 1, seven times  
 3FGA: — 4 vs. Jackson State (12/30/19)  
 FT: — 7 vs. Texas (2/27/19)  
 FTA: — 10 vs. Prairie View A&M (11/12/18); vs. Nicholls (11/16/18)  
 Rebounds: — 17 at Arizona (12/15/18)  
 Assists: — 8 vs. Oklahoma State (11/15/18)  
 Turnovers: — 7 vs. Kansas (2/10/18)  
 Blocks: — 3, five times  
 Steals: — 5 vs. SFA (12/18/18)  
 Minutes Played: — 41 vs. Texas (2/27/19)

### MISCELLANEOUS

	19-20	CAREER	BU RECORD
Double-Figure Points:	6	25	15-10
Double-Figure Rebounds:	3	12	9-3
Double-Doubles:	—	2	2-0
5+ Assists:	1	8	7-1
2+ Blocks	5	19	14-5
Led team in Points:	—	3	0-3
Led team in Rebounds:	7	33	22-11
Led team in Assists:	5	18	11-8
Led team in Blocks:	5	20	13-7
Led team in Bench Points:	2	8	7-1

### VITAL'S CAREER STATS

YEAR	GP-GS	MIN-AVG	FG-A	PCT	3FG-A	PCT	FT-A	PCT	OFF-DEF-TOT	AVG	PF-D	A	TO	B	S	TP	AVG
2016-17 (FR.)		-redshirt-															
2017-18 (RFR.)	33-18	786-23.8	87-181	.481	1-10	.100	47-93	.505	75-109-184	5.6	73-0	71	68	21	26	222	6.7
2018-19 (RSO.)	34-34	943-27.7	89-192	.464	4-22	.182	64-121	.529	121-124-245	7.2	99-4	68	61	31	35	246	7.2
2019-20 (RJR.)	29-23	755-26.0	73-159	.459	2-17	.118	28-67	.418	85-96-181	6.2	78-3	53	41	17	50	176	6.1
<b>CAREER</b>	<b>96-75</b>	<b>2484-25.9</b>	<b>249-532</b>	<b>.468</b>	<b>7-49</b>	<b>.143</b>	<b>139-281</b>	<b>.495</b>	<b>281-329-610</b>	<b>6.4</b>	<b>250-7</b>	<b>192</b>	<b>170</b>	<b>69</b>	<b>111</b>	<b>644</b>	<b>6.7</b>

**2019-20 SEASON STATISTICS**



**THE STAT CREW SYSTEM**  
**Baylor Combined Team Statistics (as of Mar 07, 2020)**  
**All games**



BIG 12 CONFERENCE

RECORD:	OVERALL	HOME	AWAY	NEUTRAL
ALL GAMES	26-4	14-1	9-2	3-1
CONFERENCE	15-3	8-1	7-2	0-0
NON-CONFERENCE	11-1	6-0	2-0	3-1

#	Player	gp-gs	min	avg	Total		3-Point		F-Throw		Rebounds				pf	dq	a	to	blk	stl	pts	avg
					fg-fga	fg%	3fg-fga	3fg%	ft-fga	ft%	off	def	tot	avg								
12	Butler, Jared	30-30	912	30.4	167-397	.421	77-202	.381	69-89	.775	15	82	97	3.2	74	2	94	73	4	49	480	16.0
31	Teague, MaCio	28-28	913	32.6	120-300	.400	60-169	.355	89-105	.848	29	100	129	4.6	36	0	52	35	5	27	389	13.9
45	Mitchell, Davion	30-30	973	32.4	105-257	.409	34-105	.324	53-80	.663	10	71	81	2.7	82	1	114	67	11	44	297	9.9
33	Gillespie, Freddie	30-30	853	28.4	111-202	.550	0-0	.000	65-95	.684	124	147	271	9.0	84	0	14	26	66	34	287	9.6
02	Bandoo, Devonte	30-3	775	25.8	82-213	.385	40-104	.385	25-34	.735	27	80	107	3.6	35	0	45	46	2	18	229	7.6
11	Vital, Mark	29-23	755	26.0	73-159	.459	2-17	.118	28-67	.418	85	96	181	6.2	78	3	53	41	17	50	176	6.1
24	Mayer, Matthew	30-0	348	11.6	54-128	.422	17-45	.378	20-29	.690	18	39	57	1.9	30	0	23	21	4	15	145	4.8
25	Clark, Tristan	22-6	288	13.1	38-80	.475	0-2	.000	11-17	.647	15	38	53	2.4	53	1	11	26	10	4	87	4.0
00	Thamba, Flo	19-0	172	9.1	13-27	.481	0-0	.000	17-30	.567	14	28	42	2.2	33	1	2	7	13	1	43	2.3
15	Okeke, Obim	8-0	24	3.0	0-8	.000	0-7	.000	1-2	.500	0	5	5	0.6	3	0	5	2	0	1	1	0.1
13	Moffatt, Jackson	6-0	12	2.0	0-7	.000	0-5	.000	0-0	.000	0	1	1	0.2	1	0	0	0	0	1	0	0.0
Team											50	32	82				13					
Total.....		30	6025		763-1778	.429	230-656	.351	378-548	.690	387	719	1106	36.9	509	8	413	357	132	244	2134	71.1
Opponents.....		30	6025		643-1618	.397	176-566	.311	342-498	.687	306	696	1002	33.4	549	16	339	456	146	174	1804	60.1

TEAM STATISTICS	BU	OPP	Date	Opponent	Score	Att.		
SCORING	2134	1804	11/05/19	CENTRAL ARKANSAS	w 105-61	8805		
Points per game	71.1	60.1	11/08/19	vs Washington	L 64-67	5117		
Scoring margin	+11.0	-	11/15/19	TEXAS ST.	w 72-63	7640		
FIELD GOALS-ATT	763-1778	643-1618	11/21/19	vs Ohio	w 76-53	2269		
Field goal pct	.429	.397	! 11/22/19	at Coastal Carolina	w 77-65	1921		
3 POINT FG-ATT	230-656	176-566	11/24/19	vs Villanova	w 87-78	0		
3-point FG pct	.351	.311	12/03/19	UMES	w 78-46	6195		
3-pt FG made per game	7.7	5.9	12/07/19	ARIZONA	w 63-58	7872		
FREE THROWS-ATT	378-548	342-498	12/10/19	BUTLER	w 53-52	7270		
Free throw pct	.690	.687	12/18/19	vs UT Martin	w 91-63	0		
F-Throws made per game	12.6	11.4	12/30/19	JACKSON ST.	w 83-57	6773		
REBOUNDS	1106	1002	* 01/04/20	TEXAS	w 59-44	6063		
Rebounds per game	36.9	33.4	* 01/07/20	at Texas Tech	w 57-52	15098		
Rebounding margin	+3.5	-	* 01/11/20	at Kansas	w 67-55	16300		
ASSISTS	413	339	* 01/15/20	IOWA ST.	w 68-55	8500		
Assists per game	13.8	11.3	* 01/18/20	at Oklahoma St.	w 75-68	7594		
TURNOVERS	357	456	* 01/20/20	OKLAHOMA	w 61-57	9217		
Turnovers per game	11.9	15.2	01/25/20	at Florida	w 72-61	11092		
Turnover margin	+3.3	-	* 01/29/20	at Iowa St.	w 67-53	13896		
Assist/turnover ratio	1.2	0.7	* 02/01/20	TCU	w 68-52	8830		
STEALS	244	174	* 02/03/20	at Kansas St.	w 73-67	8888		
Steals per game	8.1	5.8	* 02/08/20	OKLAHOMA ST.	w 78-70	7675		
BLOCKS	132	146	* 02/10/20	at Texas	w 52-45	9433		
Blocks per game	4.4	4.9	* 02/15/20	WEST VIRGINIA	w 70-59	10305		
ATTENDANCE	122664	122188	* 02/18/20	at Oklahoma	w 65-54	10017		
Home games-Avg/Game	15-8178	11-10437	* 02/22/20	KANSAS	L 61-64	10627		
Neutral site-Avg/Game	-	4-1846	* 02/25/20	KANSAS ST.	w 85-66	7939		
Score by Periods	1st	2nd	OT	Totals				
Baylor	1026	1097	11	2134				
Opponents	790	1006	8	1804				
					* 02/29/20	at TCU	L 72-75	6549
					* 03/02/20	TEXAS TECH	Wot 71-68	8953
					* 03/07/20	at West Virginia	L 64-76	14014

\* = Conference game

**2019-20 BIG 12 STATISTICS**



**THE STAT CREW SYSTEM**  
 Baylor Combined Team Statistics (as of Mar 07, 2020)  
 Conference games only



RECORD:	OVERALL	HOME	AWAY	NEUTRAL
ALL GAMES	15-3	8-1	7-2	0-0
CONFERENCE	15-3	8-1	7-2	0-0
NON-CONFERENCE	0-0	0-0	0-0	0-0

#	Player	gp-gs	min	avg	Total		3-Point		F-Throw		Rebounds				pf	dq	a	to	blk	stl	pts	avg		
					fg-fga	fg%	3fg-fga	3fg%	ft-fga	ft%	off	def	tot	avg										
12	Butler, Jared	18-18	565	31.4	99-252	.393	41-122	.336	37-54	.685	11	55	66	3.7	48	1	55	46	2	31	276	15.3		
31	Teague, MaCio	16-16	543	33.9	64-167	.383	32-91	.352	52-60	.867	16	55	71	4.4	24	0	21	14	3	15	212	13.3		
33	Gillespie, Freddie	18-18	525	29.2	70-129	.543	0-0	.000	39-60	.650	79	84	163	9.1	60	0	5	14	41	18	179	9.9		
45	Mitchell, Davion	18-18	612	34.0	64-156	.410	21-60	.350	28-42	.667	6	51	57	3.2	49	1	71	44	7	25	177	9.8		
02	Bandoo, Devonte	18-3	468	26.0	42-127	.331	21-62	.339	15-22	.682	15	39	54	3.0	21	0	24	26	1	11	120	6.7		
11	Vital, Mark	17-17	459	27.0	41-89	.461	0-5	.000	15-40	.375	54	59	113	6.6	49	2	34	26	6	28	97	5.7		
24	Mayer, Matthew	18-0	228	12.7	33-80	.413	9-29	.310	17-21	.810	7	30	37	2.1	15	0	15	13	2	10	92	5.1		
25	Clark, Tristan	15-0	155	10.3	23-37	.622	0-0	.000	4-8	.500	10	20	30	2.0	35	1	5	14	7	1	50	3.3		
00	Thamba, Flo	9-0	62	6.9	2-6	.333	0-0	.000	5-8	.625	6	5	11	1.2	9	1	0	2	5	1	9	1.0		
15	Okeke, Obim	3-0	6	2.0	0-2	.000	0-2	.000	1-2	.500	0	0	0	0.0	1	0	0	1	0	0	1	0.3		
13	Moffatt, Jackson	2-0	2	1.0	0-2	.000	0-0	.000	0-0	.000	0	0	0	0.0	0	0	0	0	0	0	0	0.0		
Team											24	25	49											
Total.....		18	3625		438-1047	.418	124-371	.334	213-317	.672	228	423	651	36.2	311	6	230	208	74	140	1213	67.4		
Opponents.....		18	3625		386-952	.405	106-342	.310	202-295	.685	185	427	612	34.0	330	11	208	264	87	103	1080	60.0		

TEAM STATISTICS	BU	OPP	Date	Opponent	Score	Att.
SCORING	1213	1080	* 01/04/20	TEXAS	w 59-44	6063
Points per game	67.4	60.0	* 01/07/20	at Texas Tech	w 57-52	15098
Scoring margin	+7.4	-	* 01/11/20	at Kansas	w 67-55	16300
FIELD GOALS-ATT	438-1047	386-952	* 01/15/20	IOWA ST.	w 68-55	8500
Field goal pct	.418	.405	* 01/18/20	at Oklahoma St.	w 75-68	7594
3 POINT FG-ATT	124-371	106-342	* 01/20/20	OKLAHOMA	w 61-57	9217
3-point FG pct	.334	.310	* 01/29/20	at Iowa St.	w 67-53	13896
3-pt FG made per game	6.9	5.9	* 02/01/20	TCU	w 68-52	8830
FREE THROWS-ATT	213-317	202-295	* 02/03/20	at Kansas St.	w 73-67	8888
Free throw pct	.672	.685	* 02/08/20	OKLAHOMA ST.	w 78-70	7675
F-Throws made per game	11.8	11.2	* 02/10/20	at Texas	w 52-45	9433
REBOUNDS	651	612	* 02/15/20	WEST VIRGINIA	w 70-59	10305
Rebounds per game	36.2	34.0	* 02/18/20	at Oklahoma	w 65-54	10017
Rebounding margin	+2.2	-	* 02/22/20	KANSAS	L 61-64	10627
ASSISTS	230	208	* 02/25/20	KANSAS ST.	w 85-66	7939
Assists per game	12.8	11.6	* 02/29/20	at TCU	L 72-75	6549
TURNOVERS	208	264	* 03/02/20	TEXAS TECH	Wot 71-68	8953
Turnovers per game	11.6	14.7	* 03/07/20	at West Virginia	L 64-76	14014
Turnover margin	+3.1	-				
Assist/turnover ratio	1.1	0.8	* = Conference game			
STEALS	140	103				
Steals per game	7.8	5.7				
BLOCKS	74	87				
Blocks per game	4.1	4.8				
ATTENDANCE	78109	101789				
Home games-Avg/Game	9-8679	9-11310				
Neutral site-Avg/Game	-	0-0				

Score by Periods	1st	2nd	OT	Totals
Baylor	568	634	11	1213
Opponents	449	623	8	1080

**2019-20 TEAM GAME-BY-GAME**



**THE STAT CREW SYSTEM**  
**Baylor Team Game-by-Game (as of Mar 07, 2020)**  
**All games**



**TEAM STATISTICS**

Opponent	Date	Score	W	Total		3-Pointers		Free throws		Rebounds				pf	a	t/o	blk	stl	pts	avg
				fg-fga	pct	3fg-fga	pct	ft-fa	pct	off	def	tot	avg							
CENTRAL ARKANSAS	11/05/19	105-61	W	40-71	.563	18-33	.545	7-14	.500	13	38	51	51.0	20	25	14	2	6	105	105.0
vs Washington	11/08/19	64-67	L	23-65	.354	8-21	.381	10-12	.833	12	22	34	42.5	16	19	16	4	7	64	84.5
TEXAS ST.	11/15/19	72-63	W	25-61	.410	6-23	.261	16-24	.667	16	18	34	39.7	10	12	12	7	15	72	80.3
vs Ohio	11/21/19	76-53	W	25-59	.424	4-15	.267	22-28	.786	17	25	42	40.2	15	10	10	5	11	76	79.2
at Coastal Carolina	11/22/19	77-65	W	26-54	.481	9-27	.333	16-20	.800	11	15	26	37.4	18	16	13	1	9	77	78.8
vs Villanova	11/24/19	87-78	W	31-59	.525	11-19	.579	14-18	.778	11	17	28	35.8	19	10	5	3	6	87	80.2
UMES	12/03/19	78-46	W	27-67	.403	11-31	.355	13-22	.591	16	36	52	38.1	14	18	12	7	11	78	79.9
ARIZONA	12/07/19	63-58	W	17-56	.304	6-24	.250	23-28	.821	13	27	40	38.4	22	12	16	9	9	63	77.8
BUTLER	12/10/19	53-52	W	21-60	.350	6-27	.222	5-11	.455	13	21	34	37.9	14	11	11	7	4	53	75.0
vs UT Martin	12/18/19	91-63	W	39-70	.557	8-25	.320	5-10	.500	13	25	38	37.9	17	21	12	7	13	91	76.6
JACKSON ST.	12/30/19	83-57	W	27-54	.500	10-21	.476	19-28	.679	11	28	39	38.0	14	16	15	3	10	83	77.2
TEXAS	01/04/20	59-44	W	20-64	.313	5-17	.294	14-16	.875	19	29	48	38.8	16	6	8	8	5	59	75.7
at Texas Tech	01/07/20	57-52	W	22-51	.431	4-13	.308	9-17	.529	17	27	44	39.2	21	6	20	2	6	57	74.2
at Kansas	01/11/20	67-55	W	27-60	.450	8-19	.421	5-7	.714	7	24	31	38.6	16	13	5	2	9	67	73.7
IOWA ST.	01/15/20	68-55	W	25-62	.403	5-20	.250	13-22	.591	17	28	45	39.1	13	13	12	4	6	68	73.3
at Oklahoma St.	01/18/20	75-68	W	24-55	.436	8-23	.348	19-23	.826	9	21	30	38.5	15	14	9	4	7	75	73.4
OKLAHOMA	01/20/20	61-57	W	22-63	.349	6-26	.231	11-15	.733	18	28	46	38.9	12	11	11	5	4	61	72.7
at Florida	01/25/20	72-61	W	24-55	.436	9-19	.474	15-16	.938	13	24	37	38.8	19	13	13	3	3	72	72.7
at Iowa St.	01/29/20	67-53	W	28-62	.452	4-20	.200	7-9	.778	14	25	39	38.8	15	14	10	5	9	67	72.4
TCU	02/01/20	68-52	W	23-55	.418	9-19	.474	13-17	.765	12	25	37	38.8	14	15	11	8	7	68	72.2
at Kansas St.	02/03/20	73-67	W	24-48	.500	9-22	.409	16-29	.552	8	23	31	38.4	18	17	14	1	11	73	72.2
OKLAHOMA ST.	02/08/20	78-70	W	25-59	.424	8-26	.308	20-33	.606	15	15	30	38.0	20	15	9	3	5	78	72.5
at Texas	02/10/20	52-45	W	17-50	.340	6-16	.375	12-16	.750	10	29	39	38.0	17	9	13	6	5	52	71.6
WEST VIRGINIA	02/15/20	70-59	W	29-56	.518	6-18	.333	6-11	.545	11	23	34	37.9	19	21	20	3	11	70	71.5
at Oklahoma	02/18/20	65-54	W	26-62	.419	8-25	.320	5-7	.714	11	26	37	37.8	18	9	8	4	8	65	71.2
KANSAS	02/22/20	61-64	L	23-58	.397	7-20	.350	8-15	.533	11	21	32	37.6	16	14	10	5	9	61	70.8
KANSAS ST.	02/25/20	85-66	W	28-57	.491	13-28	.464	16-18	.889	8	22	30	37.3	17	19	11	4	8	85	71.4
at TCU	02/29/20	72-75	L	27-63	.429	4-17	.235	14-22	.636	13	23	36	37.3	23	12	10	4	8	72	71.4
TEXAS TECH	03/02/20	71-68	Wot	23-63	.365	10-24	.417	15-23	.652	17	17	34	37.2	13	13	11	4	13	71	71.4
at West Virginia	03/07/20	64-76	L	25-59	.424	4-18	.222	10-17	.588	11	17	28	36.9	28	9	16	2	9	64	71.1
Baylor		2134		763-1778	.429	230-656	.351	378-548	.690	387	719	1106	36.9	509	413	357	132	244	2134	71.1
Opponents		1804		643-1618	.397	176-566	.311	342-498	.687	306	696	1002	33.4	549	339	456	146	174	1804	60.1

Games played: 30  
 Points/game: 71.1  
 FG Pct: 42.9  
 3FG Pct: 35.1  
 FT Pct: 69.0

Rebounds/game: 36.9  
 Assists/game: 13.8  
 Turnovers/game: 11.9  
 Assist/turnover ratio: 1.2  
 Steals/game: 8.1  
 Blocks/game: 4.4

## 2019-20 OPPONENT GAME-BY-GAME



THE STAT CREW SYSTEM  
Baylor Opponent Game-by-Game (as of Mar 07, 2020)  
All games



BIG 12 CONFERENCE

## OPPONENT STATISTICS

Opponent	Date	Score		Total		3-Pointers		Free throws		Rebounds				pf	a	t/o	blk	stl	pts	avg
				fg-fga	pct	3fg-fga	pct	ft-fa	pct	off	def	tot	avg							
CENTRAL ARKANSAS	11/05/19	105-61	W	22-61	.361	4-23	.174	13-24	.542	8	22	30	30.0	19	11	15	6	5	61	61.0
vs Washington	11/08/19	64-67	L	24-53	.453	7-15	.467	12-17	.706	5	29	34	32.0	15	17	20	11	8	67	64.0
TEXAS ST.	11/15/19	72-63	W	26-61	.426	6-17	.353	5-7	.714	9	22	31	31.7	17	11	18	6	8	63	63.7
vs Ohio	11/21/19	76-53	W	19-53	.358	9-29	.310	6-12	.500	11	21	32	31.8	20	12	19	2	7	53	61.0
at Coastal Carolina	11/22/19	77-65	W	23-45	.511	9-14	.643	10-15	.667	9	20	29	31.2	21	14	22	3	4	65	61.8
vs Villanova	11/24/19	87-78	W	28-54	.519	8-25	.320	14-19	.737	12	19	31	31.2	17	16	12	4	3	78	64.5
UMES	12/03/19	78-46	W	17-64	.266	5-19	.263	7-11	.636	9	26	35	31.7	19	8	15	4	7	46	61.9
ARIZONA	12/07/19	63-58	W	14-52	.269	2-18	.111	28-34	.824	10	23	33	31.9	23	7	16	6	9	58	61.4
BUTLER	12/10/19	53-52	W	20-51	.392	5-15	.333	7-10	.700	7	26	33	32.0	16	9	11	5	4	52	60.3
vs UT Martin	12/18/19	91-63	W	21-60	.350	6-19	.316	15-21	.714	19	21	40	32.8	13	7	19	4	4	63	60.6
JACKSON ST.	12/30/19	83-57	W	20-60	.333	5-13	.385	12-17	.706	14	22	36	33.1	22	8	18	2	7	57	60.3
TEXAS	01/04/20	59-44	W	18-52	.346	3-16	.188	5-15	.333	9	26	35	33.2	17	9	11	4	2	44	58.9
at Texas Tech	01/07/20	57-52	W	20-54	.370	7-23	.304	5-12	.417	10	15	25	32.6	18	13	13	7	8	52	58.4
at Kansas	01/11/20	67-55	W	20-51	.392	4-15	.267	11-14	.786	9	25	34	32.7	10	9	14	10	3	55	58.1
IOWA ST.	01/15/20	68-55	W	23-58	.397	6-23	.261	3-6	.500	8	25	33	32.7	20	17	12	6	5	55	57.9
at Oklahoma St.	01/18/20	75-68	W	23-56	.411	10-24	.417	12-15	.800	12	25	37	33.0	19	13	15	2	6	68	58.6
OKLAHOMA	01/20/20	61-57	W	21-60	.350	9-25	.360	6-10	.600	12	24	36	33.2	15	13	8	6	9	57	58.5
at Florida	01/25/20	72-61	W	23-52	.442	4-17	.235	11-16	.688	8	18	26	32.8	17	11	7	6	5	61	58.6
at Iowa St.	01/29/20	67-53	W	18-50	.360	4-17	.235	13-15	.867	8	20	28	32.5	13	7	16	2	5	53	58.3
TCU	02/01/20	68-52	W	19-53	.358	6-21	.286	8-13	.615	12	18	30	32.4	16	13	15	7	5	52	58.0
at Kansas St.	02/03/20	73-67	W	22-48	.458	8-21	.381	15-19	.789	6	25	31	32.3	24	14	16	1	5	67	58.4
OKLAHOMA ST.	02/08/20	78-70	W	24-51	.471	5-17	.294	17-22	.773	13	25	38	32.6	29	11	15	3	4	70	59.0
at Texas	02/10/20	52-45	W	18-59	.305	3-17	.176	6-11	.545	14	25	39	32.9	19	8	14	6	5	45	58.3
WEST VIRGINIA	02/15/20	70-59	W	19-55	.345	6-18	.333	15-22	.682	14	20	34	32.9	18	7	22	2	9	59	58.4
at Oklahoma	02/18/20	65-54	W	19-52	.365	5-21	.238	11-15	.733	8	27	35	33.0	13	7	12	7	3	54	58.2
KANSAS	02/22/20	61-64	L	27-53	.509	3-13	.231	7-10	.700	7	27	34	33.0	19	13	12	4	5	64	58.4
KANSAS ST.	02/25/20	85-66	W	22-49	.449	7-17	.412	15-19	.789	8	23	31	33.0	22	11	18	6	7	66	58.7
at TCU	02/29/20	72-75	L	23-47	.489	9-20	.450	20-32	.625	9	26	35	33.0	18	14	14	4	6	75	59.3
TEXAS TECH	03/02/20	71-68	Wot	26-52	.500	7-23	.304	9-11	.818	10	25	35	33.1	22	18	20	4	5	68	59.6
at West Virginia	03/07/20	64-76	L	24-52	.462	4-11	.364	24-34	.706	16	26	42	33.4	18	11	17	6	11	76	60.1
Opponents		1804		643-1618	.397	176-566	.311	342-498	.687	306	696	1002	33.4	549	339	456	146	174	1804	60.1
Baylor		2134		763-1778	.429	230-656	.351	378-548	.690	387	719	1106	36.9	509	413	357	132	244	2134	71.1

Games played: 30  
Points/game: 60.1  
FG Pct: 39.7  
3FG Pct: 31.1  
FT Pct: 68.7

Rebounds/game: 33.4  
Assists/game: 11.3  
Turnovers/game: 15.2  
Assist/turnover ratio: 0.7  
Steals/game: 5.8  
Blocks/game: 4.9

**GAME 31 – BIG 12 CHAMPIONSHIP**

**2019-20 BAYLOR BASKETBALL GAME NOTES**

**GAME 1 – #18 BAYLOR 107, CENTRAL ARKANSAS 61**

**GAME 2 – WASHINGTON 67, #18 BAYLOR 64**



Official Basketball Box Score -- Game Totals -- Final Statistics  
 Central Arkansas vs Baylor  
 11/05/19 11:00 a.m. at Ferrell Center (Waco, Texas)



**Central Arkansas 61 • 0-1**

#	Player	Total			3-Ptr			Rebounds			PF	TP	A	TO	Blk	Stl	Min
		FG-FGA	FT-FTA	FT-FTA	Off	Def	Tot	Off	Def	Tot							
00	Shittu, SK	1-5	0-1	0-2	1	2	3	4	2	0	0	0	0	1	12		
15	Koval, Hayden	3-8	1-3	5-7	0	3	3	2	12	3	0	3	1	1	34		
01	Bergersen, Rylan	7-14	1-5	2-3	1	5	6	1	17	2	2	0	0	0	31		
13	Kayouloud, Eddy	5-10	0-1	3-3	1	1	2	2	13	1	4	0	1	31			
55	Jones, DeAndre	3-7	1-4	2-3	0	0	0	4	9	2	4	0	0	22			
02	McDaniel, Lewis	0-2	0-2	0-4	0	1	1	1	0	1	4	0	1	11			
03	Weidenaar, Aaron	0-3	0-2	0-0	0	0	0	0	0	1	0	0	0	9			
05	Olowokere, Masai	0-2	0-1	0-0	2	1	3	0	0	0	0	0	0	9			
14	Cooper, Collin	1-4	1-3	0-0	0	1	1	2	3	0	1	0	1	18			
24	Chatham, Jared	1-2	0-0	1-2	0	0	0	2	3	0	1	0	0	8			
34	Baker, Jaxson	1-4	0-1	0-0	1	3	4	1	2	1	0	2	0	13			
35	Vanover, Brandon	0-0	0-0	0-0	0	0	0	0	0	0	0	0	0	2			
<b>Team</b>					2	5	7										
<b>Totals</b>		22-61	4-23	13-24	8	22	30	19	61	11	15	6	5		200		

FG % 1st Half:	10-28	35.7%	2nd half:	12-33	36.4%	Game:	22-61	36.1%
3FG % 1st Half:	2-10	20.0%	2nd half:	2-13	15.4%	Game:	4-23	17.4%
FT % 1st Half:	10-18	55.6%	2nd half:	3-6	50.0%	Game:	13-24	54.2%

**Baylor 105 • 1-0 #16/18**

#	Player	Total			3-Ptr			Rebounds			PF	TP	A	TO	Blk	Stl	Min
		FG-FGA	FT-FTA	FT-FTA	Off	Def	Tot	Off	Def	Tot							
25	Clark, Tristan	1-3	0-1	1-2	1	3	4	4	3	2	3	0	0	0	16		
33	Gillespie, Freddie	6-7	0-0	2-2	4	3	7	1	14	2	0	1	0	26			
12	Butler, Jared	10-14	8-12	2-2	0	4	4	1	30	5	2	0	2	28			
31	Teague, MacCio	7-12	4-6	0-0	1	9	10	2	18	3	3	0	1	30			
45	Mitchell, Davion	3-6	1-4	0-3	0	1	1	3	7	5	1	0	1	24			
00	Thamba, Flo	2-2	0-0	1-1	3	2	5	2	4	2	1	1	0	11			
02	Bando, Devonte	6-10	3-4	0-0	1	6	7	2	15	3	3	0	1	26			
11	Vital, Mark	2-7	0-1	2-4	1	4	5	4	6	1	1	0	0	19			
13	Moffatt, Jackson	0-2	0-2	0-0	0	1	1	0	0	0	0	0	0	3			
15	Okeke, Obim	0-1	0-1	0-0	0	2	2	0	0	2	0	0	1	4			
24	Mayer, Matthew	3-7	2-2	0-0	0	2	2	1	8	0	0	0	0	14			
<b>Team</b>					2	1	3										
<b>Totals</b>		40-71	18-33	7-14	13	38	51	20	105	25	14	2	6		200		

FG % 1st Half:	19-33	57.6%	2nd half:	21-38	55.3%	Game:	40-71	56.3%
3FG % 1st Half:	9-15	60.0%	2nd half:	9-18	50.0%	Game:	18-33	54.5%
FT % 1st Half:	6-9	66.7%	2nd half:	1-5	20.0%	Game:	7-14	50.0%

Officials: R - Tom Eades U - Tyler Kumpf, Tommy Short  
 Technical fouls: Central Arkansas-None, Baylor-None.  
 Attendance: 8805  
 \*'I'm Going to College' Day at the Ferrell Center.

Score by periods	1st	2nd	Total
Central Arkansas	32	29	61
Baylor	53	52	105

Points	In	Off	2nd	Fast	Bench
UCA	Paint	T/O	Chance	Break	
UCA	26	13	6	0	8
BU	40	21	21	10	33

Last FG - UCA 2nd-03:33, BU 2nd-00:34.  
 Largest lead - UCA None, BU by 44 2nd-00:34.  
 UCA led for 00:00, BU led for 39:35, Game was tied for 00:25.

Score tied - 0 times.  
 Lead changed - 0 times.

**GAME 3 – #24 BAYLOR 72, TEXAS STATE 63**

**GAME 4 – #24 BAYLOR 76, OHIO 53**



Official Basketball Box Score -- Game Totals -- Final Statistics  
 Texas St. vs Baylor  
 11/15/19 8:00 pm at Ferrell Center (Waco, Texas)



**Texas St. 63 • 2-2,0-0 Sun Belt**

#	Player	Total			3-Ptr			Rebounds			PF	TP	A	TO	Blk	Stl	Min
		FG-FGA	FT-FTA	FT-FTA	Off	Def	Tot	Off	Def	Tot							
01	Isiah Small	3-8	0-1	0-0	4	8	12	2	6	1	0	0	0	28			
45	Eric Terry	1-2	0-0	0-0	0	2	2	4	2	1	3	3	2	24			
00	Deshawn Davidson	2-4	0-0	0-0	0	0	0	2	4	0	0	0	0	8			
12	Mason Harrell	1-5	0-2	2-4	1	4	5	1	4	0	3	0	1	20			
22	Nijal Pearson	8-19	4-8	0-0	1	5	6	1	20	1	5	1	0	35			
02	Caleb Asberry	5-8	2-5	0-0	1	1	2	1	12	2	1	0	0	20			
04	Shelby Adams	0-3	0-1	0-0	0	0	0	0	0	0	0	0	0	5			
05	Marlin Davis	4-7	0-0	3-3	0	1	1	3	11	3	3	1	4	32			
14	Quentin Scott	0-0	0-0	0-0	0	0	0	1	0	0	0	0	0	12			
25	Alonzo Sule	2-5	0-0	0-0	2	1	3	2	4	1	3	1	1	16			
<b>Team</b>					0	0	0										
<b>Totals</b>		26-61	6-17	5-7	9	22	31	17	63	11	18	6	8		200		

FG % 1st Half:	13-28	46.4%	2nd half:	13-33	39.4%	Game:	26-61	42.6%
3FG % 1st Half:	2-5	40.0%	2nd half:	4-12	33.3%	Game:	6-17	35.3%
FT % 1st Half:	2-2	100.0%	2nd half:	3-5	60.0%	Game:	5-7	71.4%

**Baylor 72 • 2-1,0-0 Big 12**

#	Player	Total			3-Ptr			Rebounds			PF	TP	A	TO	Blk	Stl	Min
		FG-FGA	FT-FTA	FT-FTA	Off	Def	Tot	Off	Def	Tot							
11	Vital, Mark	3-8	1-3	3-4	4	1	5	1	10	1	1	2	2	26			
33	Gillespie, Freddie	5-10	0-0	1-4	6	5	11	0	11	1	0	2	4	30			
12	Butler, Jared	5-13	2-7	3-3	0	3	3	2	15	1	3	0	2	30			
31	Teague, MacCio	5-13	2-6	0-0	1	1	2	0	12	5	2	0	3	34			
45	Mitchell, Davion	2-5	0-3	4-7	1	2	3	2	8	0	1	1	1	28			
00	Thamba, Flo	1-2	0-0	3-4	1	1	2	2	5	0	0	0	0	10			
02	Bando, Devonte	4-8	1-4	2-2	2	4	6	2	11	0	2	1	0	28			
24	Mayer, Matthew	0-2	0-0	0-0	1	1	2	1	0	4	3	1	3	14			
<b>Team</b>					0	0	0										
<b>Totals</b>		25-61	6-23	16-24	16	18	34	10	72	12	12	7	15		200		

FG % 1st Half:	11-30	36.7%	2nd half:	14-31	45.2%	Game:	25-61	41.0%
3FG % 1st Half:	4-14	28.6%	2nd half:	2-9	22.2%	Game:	6-23	26.1%
FT % 1st Half:	4-6	66.7%	2nd half:	12-18	66.7%	Game:	16-24	66.7%

Officials: Michael Stephens, Gary Maxwell, Doug Simons  
 Technical fouls: Texas St-None, Baylor-None.  
 Attendance: 7640

Score by periods	1st	2nd	Total
Texas St.	30	33	63
Baylor	30	42	72

Points	In	Off	2nd	Fast	Bench
TXST	Paint	T/O	Chance	Break	
TXST	22	17	7	10	27
BU	32	21	10	24	16

Last FG - TXST 2nd-00:18, BU 2nd-00:49.  
 Largest lead - TXST by 2 1st-18:22, BU by 18 2nd-06:49.  
 TXST led for 01:57, BU led for 33:01, Game was tied for 05:02.

Score tied - 3 times.  
 Lead changed - 3 times.



Official Basketball Box Score -- Game Totals -- Final Statistics  
 Washington vs Baylor  
 11/08/19 5:30 pm at Alaska Airlines Center - Anchorage, AK



**Washington 67 • 1-0**

#	Player	Total			3-Ptr			Rebounds			PF	TP	A	TO	Blk	Stl	Min
		FG-FGA	FT-FTA	FT-FTA	Off	Def	Tot	Off	Def	Tot							
04	McDaniels, Jaden	5-10	1-2	7-8	1	7	8	3	18	3	4	4	1	33			
13	Wright, Hameir	2-5	2-3	0-0	0	4	4	4	6	1	4	4	1	29			
33	Stewart, Isaiah	7-13	0-1	1-1	3	4	7	3	15	2	3	1	0	36			
11	Carter, Nahzhiah	8-15	4-6	3-6	1	6	7	2	23	0	4	1	3	38			
55	Green, Quade	1-7	0-2	0-0	0	1	1	2	2	9	3	0	0	32			
01	Roberts, Nate	0-0	0-0	0-0	0	0	0	0	0	0	0	0	0	0+			
05	Bey, Jamal	1-3	0-1	1-2	0	1	1	0	3	2	1	1	2	19			
14	Hardy, Elijah	0-0	0-0	0-0	0	1	1	0	1	0	1	0	1	11			
24	Timmins, Sam	0-0	0-0	0-0	0	0	0	0	0	0	0	0	0	2			
<b>Team</b>					0	5	5										
<b>Totals</b>		24-53															



**GAME 5 - #24 BAYLOR 77, COASTAL CAROLINA 65**



Official Basketball Box Score -- Game Totals -- Final Statistics  
Coastal Carolina vs Baylor  
11/22/19 4:30 pm at Conway, S.C. (HTC Center)



**Coastal Carolina 65 • 3-3,0-0 Sun Belt**

#	Player	Total			3-Ptr			Rebounds			PF	TP	A	TO	Blk	Stl	Min
		FG-FGA	FG-FGA	FT-FTA	FG-FGA	FG-FGA	FT-FTA	Off	Def	Tot							
33	Tommy Burton	f	4-7	0-0	4-4	0	4	4	4	12	2	4	0	1	0	30	
00	Ebrima Dibba	g	0-2	0-0	2-2	1	3	4	0	2	6	0	0	1	0	23	
02	Garrick Green	g	5-9	0-1	2-2	4	4	8	0	10	3	2	1	0	30		
03	DeVante Jones	g	4-7	2-2	0-2	0	4	4	4	10	3	3	0	1	34		
10	Tyrell Gumbs-Frater	g	4-8	2-3	2-3	1	2	3	2	12	1	3	0	0	23		
04	Keishawn Brewton	g	5-10	5-8	2-2	0	0	0	4	17	0	3	0	0	25		
12	Hosana Kitege	g	0-0	0-0	0-0	0	0	0	0	0	0	1	0	0	2		
14	Malik LeGania	g	0-0	0-0	0-0	0	0	0	1	0	0	0	0	0	7		
15	Isaac Hippolyte	g	0-0	0-0	0-0	0	0	0	3	0	1	3	0	0	8		
20	Ahmad Harvey	g	1-2	0-0	0-0	1	2	3	0	2	0	1	1	0	11		
32	Levi Cook	g	0-0	0-0	0-0	0	0	0	3	0	1	1	0	0	7		
Team						2			1			3					
Totals			23-45	9-14	10-15	9	20	29	21	65	14	22	3	4	0	200	
FG % 1st Half:		14-25	56.0%	2nd half:	9-20	45.0%	Game:		23-45	51.1%	Deadball Rebounds						
3FG % 1st Half:		6-8	75.0%	2nd half:	3-6	50.0%	Game:		9-14	64.3%							
FT % 1st Half:		5-7	71.4%	2nd half:	5-8	62.5%	Game:		10-15	66.7%							

**Baylor 77 • 4-1,0-0 Big 12**

#	Player	Total			3-Ptr			Rebounds			PF	TP	A	TO	Blk	Stl	Min			
		FG-FGA	FG-FGA	FT-FTA	FG-FGA	FG-FGA	FT-FTA	Off	Def	Tot										
25	Clark, Tristan	f	1-3	0-0	0-0	2	1	3	2	2	1	3	0	1	0	23				
33	Gillespie, Freddie	f	1-1	0-0	2-3	0	1	1	4	4	0	3	0	0	0	20				
12	Butler, Jared	g	4-8	2-4	2-2	0	1	1	5	12	3	1	0	1	21					
31	Teague, MaCio	g	6-14	3-10	6-6	0	2	2	1	21	2	0	0	0	34					
45	Mitchell, Davion	g	4-13	2-7	5-6	0	2	2	3	15	6	1	0	3	38					
00	Thamba, Flo	g	0-0	0-0	0-0	0	0	0	1	0	0	0	0	0	4					
02	Bando, Devonte	g	3-6	1-4	0-0	1	3	4	0	7	2	2	0	1	27					
11	Vital, Mark	g	5-7	0-1	0-1	5	4	9	2	10	2	1	1	3	27					
24	Mayer, Matthew	g	2-2	1-1	1-2	0	0	0	0	6	0	0	0	0	6					
Team			26-54			9-27			16-20			11			15			26		
Totals			26-54	9-27	16-20	11	15	26	18	77	16	13	1	9	0	200				
FG % 1st Half:		14-31	45.2%	2nd half:	12-23	52.2%	Game:		26-54	48.1%	Deadball Rebounds									
3FG % 1st Half:		5-17	29.4%	2nd half:	4-10	40.0%	Game:		9-27	33.3%										
FT % 1st Half:		4-7	57.1%	2nd half:	12-13	92.3%	Game:		16-20	80.0%										

Officials: Don Daily, Pat Adams, Kelly Self  
Technical fouls: Coastal Carolina-None. Baylor-None.  
Attendance: 1921  
2019 Myrtle Beach Invitational - Semifinals

Score by periods	1st	2nd	Total
Coastal Carolina	39	26	65
Baylor	37	40	77

Last FG - CCU 2nd-08:20, BU 2nd-02:53.  
Largest lead - CCU by 9 1st-13:35, BU by 15 2nd-02:53.  
CCU led for 17:11. BU led for 19:07. Game was tied for 03:42.

	In	Off	2nd	Fast	Bench
Points	Paint	T/O	Chance	Break	
Coastal Carolina	24	8	10	5	19
Baylor	30	19	4	12	23

Score tied - 7 times.  
Lead changed - 3 times.

**GAME 7 - #18 BAYLOR 78, MARYLAND EASTERN SHORE 46**



Official Basketball Box Score -- Game Totals -- Final Statistics  
UMES vs Baylor  
12/03/19 6:30 pm at Ferrell Center (Waco, Texas)



**UMES 46 • 0-10,0-0 MEAC**

#	Player	Total			3-Ptr			Rebounds			PF	TP	A	TO	Blk	Stl	Min
		FG-FGA	FG-FGA	FT-FTA	FG-FGA	FG-FGA	FT-FTA	Off	Def	Tot							
22	Gabriel Gyamfi	f	1-3	0-1	0-0	1	5	6	2	2	1	0	1	0	0	22	
24	Walter Prevost	f	0-0	0-0	0-0	0	2	2	2	0	0	1	0	0	0	13	
03	Canaan Bartley	g	5-16	1-5	2-2	2	1	3	1	13	0	2	0	1	25		
10	Glen Anderson	g	2-3	1-1	1-2	1	4	5	1	6	1	3	0	1	28		
11	Ahmad Frost	g	0-7	0-4	0-0	0	1	1	1	0	0	0	0	1	19		
00	AJ Cheeseman	g	1-8	0-1	0-0	2	2	4	4	2	1	2	0	0	16		
01	Marlon Adams	g	1-3	0-1	0-0	0	6	6	1	2	1	1	0	1	17		
02	Ty Gibson	g	3-7	2-3	0-0	0	2	2	1	8	1	3	3	1	21		
04	Kevon Voyles	g	3-9	1-2	1-2	3	2	5	2	8	2	1	0	1	18		
05	Da'Shawn Phillip	g	0-6	0-1	2-3	0	0	0	3	2	1	1	0	1	13		
14	Bruce Guy	g	1-2	0-0	1-2	0	1	1	1	3	0	1	0	0	8		
Team			17-64			5-19			7-11			9			26		
Totals			17-64	5-19	7-11	9	26	35	19	46	8	15	4	7	0	200	
FG % 1st Half:		8-33	24.2%	2nd half:	9-31	29.0%	Game:		17-64	26.6%	Deadball Rebounds						
3FG % 1st Half:		1-11	9.1%	2nd half:	4-8	50.0%	Game:		5-19	26.3%							
FT % 1st Half:		4-7	57.1%	2nd half:	3-4	75.0%	Game:		7-11	63.6%							

**Baylor 78 • 6-1,0-0 Big 12**

#	Player	Total			3-Ptr			Rebounds			PF	TP	A	TO	Blk	Stl	Min
		FG-FGA	FG-FGA	FT-FTA	FG-FGA	FG-FGA	FT-FTA	Off	Def	Tot							
11	Vital, Mark	f	3-8	0-2	0-3	3	3	6	2	6	1	2	1	3	27		
33	Gillespie, Freddie	f	1-5	0-0	0-0	3	10	13	2	2	0	4	5	2	23		
12	Butler, Jared	g	6-14	5-10	3-5	1	1	2	1	20	4	0	0	0	24		
31	Teague, MaCio	g	3-9	1-6	3-4	1	6	7	0	10	5	1	0	1	27		
45	Mitchell, Davion	g	2-6	1-3	3-5	1	4	5	2	8	4	2	0	1	24		
00	Thamba, Flo	g	2-2	0-0	2-3	0	4	4	4	6	0	1	1	0	17		
02	Bando, Devonte	g	5-10	2-3	2-3	4	4	8	1	14	1	1	0	3	31		
13	Moffatt, Jackson	g	0-2	0-2	0-0	0	0	0	0	0	0	0	0	1	3		
15	Okeke, Obim	g	0-2	0-2	0-0	0	2	2	1	0	3	1	0	0	8		
24	Mayer, Matthew	g	5-9	2-3	0-0	3	2	5	1	12	0	0	0	0	16		
Team			27-67			11-31			13-22			16			36		
Totals			27-67	11-31	13-22	16	36	52	14	78	18	12	7	11	0	200	
FG % 1st Half:		12-29	41.4%	2nd half:	15-38	39.5%	Game:		27-67	40.3%	Deadball Rebounds						
3FG % 1st Half:		6-11	54.5%	2nd half:	5-20	25.0%	Game:		11-31	35.5%							
FT % 1st Half:		8-15	53.3%	2nd half:	5-7	71.4%	Game:		13-22	59.1%							

Officials: Jemel Spearman, Mike Roberts, John Higgins  
Technical fouls: UMES-None. Baylor-None.  
Attendance: 6195

Score by periods	1st	2nd	Total
UMES	21	25	46
Baylor	38	40	78

Last FG - UMES 2nd-00:27, BU 2nd-00:14.  
Largest lead - UMES None, BU by 34 2nd-02:45.  
UMES led for 00:00. BU led for 39:40. Game was tied for 00:20.

Score tied - 0 times.  
Lead changed - 0 times.

**GAME 6 - #24 BAYLOR 87, #17 VILLANOVA 78**



Official Basketball Box Score -- Game Totals -- Final Statistics  
Villanova vs Baylor  
11/24/19 5:00 pm at Conway, S.C. (HTC Center)



**Villanova 78 • 4-2,0-0 Big East**

#	Player	Total			3-Ptr			Rebounds			PF	TP	A	TO	Blk	Stl	Min
		FG-FGA	FG-FGA	FT-FTA	FG-FGA	FG-FGA	FT-FTA	Off	Def	Tot							
23	Jermaine Samuels	f	2-4	1-3	0-0	0	2	2	5	5	1	1	0	0	0	21	
24	Jeremiah Robinson-Ea	f	3-9	1-2	5-8	5	6	11	3	12	3	2	0	0	38		
41	Saddiq Bey	f	6-12	1-5	3-3	3	2	5	4	16	5	3	1	2	35		
02	Collin Gillespie	g	10-18	3-9	4-4	0	2	2	1	27	6	5	0	0	37		
05	Justin Moore	g	0-2	0-2	0-0	0	1	1	0	0	0	1	0	1	26		
03	Brandon Slater	g	2-2	1-1	2-4	0	1	1	4	7	0	0	3	0	14		
10	Cole Swider	g	5-7	1-3	0-0	1	4	5	0	11	1	0	0	0	26		
21	Dhamir Cosby-Roundtr	g	0-0	0-0	0-0	0	0	0	0	0	0	0	0	0	3		
Team			28-54			8-25			14-19			12			19		
Totals			28-54	8-25	14-19	12											

GAME 31 – BIG 12 CHAMPIONSHIP

2019-20 BAYLOR BASKETBALL GAME NOTES

GAME 9 – #11 BAYLOR 53, #18 BUTLER 52

GAME 10 – #10 BAYLOR 91, UT MARTIN 63



Official Basketball Box Score -- Game Totals -- Final Statistics  
Butler vs Baylor  
12/10/19 8:00 pm at Ferrell Center (Waco, Texas)



Butler 52 • 9-1,0-0 Big East

#	Player	Total		3-Ptr		Rebounds			PF	TP	A	TO	Blk	Stl	Min
		FG-FGA	FT-FTA	FG-FGA	FT-FTA	Off	Def	Tot							
10	Bryce Nze	2-6	0-0	2-4	1	2	3	2	6	1	0	2	1	30	
22	Sean McDermott	6-8	4-6	0-0	1	4	5	3	16	0	0	0	0	34	
33	Bryce Golden	1-2	0-0	2-2	2	1	3	2	4	2	4	0	0	18	
02	Aaron Thompson	2-6	0-1	2-2	2	6	8	4	6	1	2	2	1	35	
03	Kamar Baldwin	9-24	1-5	0-0	0	7	7	2	19	3	4	0	0	38	
01	Jordan Tucker	0-3	0-2	0-0	0	2	2	0	0	0	0	0	0	7	
04	Khaifir Battle	0-2	0-1	1-2	0	0	0	1	1	0	0	0	1	10	
20	Henry Baddley	0-0	0-0	0-0	0	0	0	0	0	0	0	0	0	6	
25	Christian David	0-0	0-0	0-0	0	1	1	2	0	2	0	1	1	22	
Team					1	3	4			9	11	5	4	200	
Totals		20-51	5-15	7-10	7	26	33	16	52	9	11	5	4	200	
FG % 1st Half: 9-28		32.1%	2nd half: 11-23	47.8%	Game: 20-51		39.2%	Deadball Rebounds							
3FG % 1st Half: 3-10		30.0%	2nd half: 2-5	40.0%	Game: 5-15		33.3%	4							
FT % 1st Half: 3-4		75.0%	2nd half: 4-6	66.7%	Game: 7-10		70.0%								

Baylor 53 • 8-1,0-0 Big 12

#	Player	Total		3-Ptr		Rebounds			PF	TP	A	TO	Blk	Stl	Min
		FG-FGA	FT-FTA	FG-FGA	FT-FTA	Off	Def	Tot							
11	Vital, Mark	3-7	1-1	0-1	3	2	5	2	7	2	1	3	0	31	
33	Gillespie, Freddie	4-6	0-0	0-1	3	6	9	3	8	1	1	3	0	31	
12	Butler, Jared	3-12	1-6	1-1	0	3	3	4	8	1	1	0	1	30	
31	Teague, MaCio	3-12	1-8	3-4	1	3	4	0	10	2	2	0	0	31	
45	Mitchell, Davion	2-9	1-6	1-2	1	1	2	2	6	3	4	0	2	36	
00	Thamba, Flo	1-2	0-0	0-2	1	1	2	2	2	0	0	1	0	9	
02	Bandoo, Devonte	4-9	2-5	0-0	1	4	5	0	10	1	1	0	0	23	
24	Mayer, Matthew	1-3	0-1	0-0	0	0	0	1	2	1	0	0	0	9	
Team					3	1	4			1				200	
Totals		21-60	6-27	5-11	13	21	34	14	53	11	11	7	4	200	
FG % 1st Half: 14-31		45.2%	2nd half: 7-29	24.1%	Game: 21-60		35.0%	Deadball Rebounds							
3FG % 1st Half: 5-14		35.7%	2nd half: 1-13	7.7%	Game: 6-27		22.2%	6.2							
FT % 1st Half: 1-5		20.0%	2nd half: 4-6	66.7%	Game: 5-11		45.5%								

Officials: Roger Ayers, Jamie Luckie, James Breeding  
Technical fouls: Butler-None, Baylor-None.  
Attendance: 7270

Score by periods	1st	2nd	Total
Butler	24	28	52
Baylor	34	19	53

Last FG - BUTLER 2nd-01:14, BU 2nd-03:40.  
Largest lead - BUTLER None, BU by 16 1st-07:01.  
BUTLER led for 00:00, BU led for 39:29. Game was tied for 00:31.

Score tied - 0 times.  
Lead changed - 0 times.



Official Basketball Box Score -- Game Totals -- Final Statistics  
UT Martin vs Baylor  
12/18/19 9:30 p.m. at Houston, Texas (Toyota Center)



UT Martin 63 • 3-7

#	Player	Total		3-Ptr		Rebounds			PF	TP	A	TO	Blk	Stl	Min
		FG-FGA	FT-FTA	FG-FGA	FT-FTA	Off	Def	Tot							
01	STEWART, Parker	5-16	5-12	3-4	1	2	3	1	18	0	6	1	0	33	
03	SERTOVIC, Eman	1-5	0-3	0-0	0	1	1	0	2	0	1	0	0	31	
05	HAWTHORNE, JR., Dere	1-9	0-1	2-2	1	4	5	2	4	3	0	0	1	33	
22	DOVE, Quintin	4-10	0-2	4-4	3	4	7	3	12	0	2	0	0	32	
44	POLLA, Hannes	1-3	0-0	2-2	2	0	2	4	1	1	1	1	1	13	
00	HARRIS, Ja'Darius	0-1	0-0	0-0	0	0	0	1	0	0	2	0	1	4	
10	RUSTIN, Eric	1-1	0-0	1-1	1	1	2	1	3	0	0	1	0	4	
11	RILEY, Jalen	0-2	0-0	0-0	1	4	5	0	0	2	2	0	0	30	
13	THOMAS, Miles	7-9	1-1	2-2	3	5	5	1	17	1	2	1	1	20	
24	AGUIAR, Isaac	1-1	0-0	0-1	1	0	1	0	2	0	0	0	0	3	
31	PIERCE, Jordan	0-3	0-0	1-5	1	0	1	0	1	0	3	0	0	17	
Team					6	2	8							200	
Totals		21-60	6-19	15-21	19	21	40	13	63	7	19	4	4	200	
FG % 1st Half: 10-30		33.3%	2nd half: 11-30	36.7%	Game: 21-60		35.0%	Deadball Rebounds							
3FG % 1st Half: 4-10		40.0%	2nd half: 2-9	22.2%	Game: 6-19		31.6%	1							
FT % 1st Half: 6-10		60.0%	2nd half: 9-11	81.8%	Game: 15-21		71.4%								

Baylor 91 • 9-1

#	Player	Total		3-Ptr		Rebounds			PF	TP	A	TO	Blk	Stl	Min
		FG-FGA	FT-FTA	FG-FGA	FT-FTA	Off	Def	Tot							
11	Vital, Mark	5-6	0-0	1-2	2	0	2	2	11	2	1	1	2	24	
12	Butler, Jared	8-16	2-8	1-1	1	1	2	2	19	6	5	0	3	31	
31	Teague, MaCio	5-10	2-5	0-1	0	3	3	1	12	2	0	0	1	28	
33	Gillespie, Freddie	3-4	0-0	4-2	6	2	6	2	6	1	0	2	1	19	
45	Mitchell, Davion	9-12	1-2	0-0	0	3	3	2	19	4	0	0	4	26	
00	Thamba, Flo	4-4	0-0	3-6	0	8	8	4	11	0	1	4	0	21	
02	Bandoo, Devonte	3-7	2-4	0-0	1	6	7	0	8	5	3	0	1	29	
13	Moffatt, Jackson	0-1	0-1	0-0	0	0	0	1	0	0	0	0	0	3	
15	Okeke, Obim	0-2	0-2	0-0	0	0	0	1	0	0	0	0	0	3	
24	Mayer, Matthew	2-8	1-3	0-0	2	2	5	1	5	1	1	0	1	16	
Team					3	2	5							200	
Totals		39-70	8-25	5-10	13	25	38	17	91	21	12	7	13	200	
FG % 1st Half: 16-33		48.5%	2nd half: 23-37	62.2%	Game: 39-70		55.7%	Deadball Rebounds							
3FG % 1st Half: 4-13		30.8%	2nd half: 4-12	33.3%	Game: 8-25		32.0%	2							
FT % 1st Half: 2-5		40.0%	2nd half: 3-5	60.0%	Game: 5-10		50.0%								

Officials: Darroel George (R), Brooks Wells (U1) & Chance Moore (U2)  
Technical fouls: UT Martin-None, Baylor-None.  
Attendance:

Score by periods	1st	2nd	Total
UT Martin	30	33	63
Baylor	38	53	91

Last FG - UTM 2nd-00:15, BU 2nd-02:34.  
Largest lead - UTM by 1 1st-18:34, BU by 36 2nd-02:34.  
UTM led for 00:13, BU led for 39:25. Game was tied for 00:22.

Score tied - 0 times.  
Lead changed - 2 times.

GAME 11 – #6 BAYLOR 83, JACKSON STATE 57



Official Basketball Box Score -- Game Totals -- Final Statistics  
Jackson St. vs Baylor  
12/30/19 12:00 am at Ferrell Center (Waco, Texas)



Jackson St. 57 • 3-10,0-0 SWAC

#	Player	Total		3-Ptr		Rebounds			PF	TP	A	TO	Blk	Stl	Min
		FG-FGA	FT-FTA	FG-FGA	FT-FTA	Off	Def	Tot							
01	Roland Griffin	6-13	2-3	2-2	2	5	7	5	16	0	5	0	1	33	
11	Jayveous McKinnis	1-5	0-0	0-0	4	8	12	5	2	0	0	1	0	32	
03	Jonas James	1-4	1-2	1-2	0	0	0	3	4	0	4	0	0	30	
04	Tristan Jarrett	4-17	1-5	4-6	1	1	2	3	13	2	5	0	0	23	
10	Cainan McClelland	0-4	0-2	3-4	1	1	2	1	3	2	1	1	1	19	
00	Venjie Wallis	4-11	0-0	2-2	3	2	5	2	10	0	2	0	1	32	
13	Miles Daniels	2-3	1-1	0-1	0	2	2	1	5	3	1	0	2	20	
21	Lemmie Howard	0-1	0-0	0-0	0	0	0	0	0	1	0	0	0	4	
30	Khalil Spencer	2-2	0-0	0-0	1	1	2	2	4	0	0	0	0	7	
Team					2	2	4							200	
Totals		20-60	5-13	12-17	14	22	36	22	57	8	18	2	7	200	
FG % 1st Half: 9-31		29.0%	2nd half: 11-29	37.9%	Game: 20-60		33.3%	Deadball Rebounds							
3FG % 1st Half: 3-8		37.5%	2nd half: 2-5	40.0%	Game: 5-13		38.5%	2							
FT % 1st Half: 3-4		75.0%	2nd half: 9-13	69.2%	Game: 12-17		70.6%								

Baylor 83 • 10-1,0-0 Big 12

#	Player	Total		3-Ptr		Rebounds			PF	TP	A	TO	Blk	Stl	Min
		FG-FGA	FT-FTA	FG-FGA	FT-FTA	Off	Def	Tot							
11	Vital, Mark	3-8	0-4	0-2	1	5	6	1	6	3	3	0	4	27	
33	Gillespie, Freddie	3-3	0-0	4-4	5	8	13	0	10	1	0	0	0	21	
12	Butler, Jared	5-10	4-6	4-4	0	3	3	1	18	3	3	1	1	29	
31	Teague, MaCio	5-11	3-6	3-5	1	4	5	1	16	2	4	0	2		

2019-20 BAYLOR BASKETBALL GAME NOTES

GAME 13 - #4 BAYLOR 57, #22 TEXAS TECH 52



Official Basketball Box Score -- Game Totals -- Final Statistics
Baylor vs Texas Tech
01/07/20 8:00 pm at Lubbock, TX (United Supermarkets Arena)



Baylor 57 • 12-1,2-0 Big 12

Box score for Baylor vs Texas Tech. Columns include Player, FG-FGA, 3-Ptr, FT-FTA, Rebounds, PF, TP, A TO, Blk, Stl, Min. Totals: 22-51 FG, 4-13 3-Ptr, 9-17 FT, 17-27-44 Rebounds.

Texas Tech 52 • 10-4,1-1 Big 12

Box score for Texas Tech vs Baylor. Columns include Player, FG-FGA, 3-Ptr, FT-FTA, Rebounds, PF, TP, A TO, Blk, Stl, Min. Totals: 20-54 FG, 7-23 3-Ptr, 5-12 FT, 10-15-25 Rebounds.

Officials: Larry Spaulding,Darron George,Doug Simmons
Technical fouls: Baylor-None, Texas Tech-None.
Attendance: 15098

2019-20 Men's Basketball, Round: 0, Baylor vs Texas Tech, Played at United Sup

Score by periods table for Baylor vs Texas Tech. Baylor: 21, 36, 57. Texas Tech: 18, 34, 52.

Last FG - BU 2nd-03:06, TTU 2nd-00:08.
Largest lead - BU by 8 2nd-16:43, TTU by 3 1st-17:53.
BU led for 29:59, TTU led for 04:33. Game was tied for 05:28.

Points in Paint, Turnovers, 2nd Chance, Fast Break, Bench for Baylor and Texas Tech.

GAME 14 - #4 BAYLOR 67, #3 KANSAS 55



Official Basketball Box Score -- Game Totals -- Final Statistics
Baylor vs Kansas
01/11/20 12:00 pm at Allen Fieldhouse (Lawrence, Kan.)



Baylor 67 • 13-1,3-0 Big 12

Box score for Baylor vs Kansas. Columns include Player, FG-FGA, 3-Ptr, FT-FTA, Rebounds, PF, TP, A TO, Blk, Stl, Min. Totals: 27-60 FG, 8-19 3-Ptr, 5-7 FT, 17-24-31 Rebounds.

Kansas 55 • 12-3,2-1 Big 12

Box score for Kansas vs Baylor. Columns include Player, FG-FGA, 3-Ptr, FT-FTA, Rebounds, PF, TP, A TO, Blk, Stl, Min. Totals: 20-51 FG, 4-15 3-Ptr, 11-14 FT, 9-25-34 Rebounds.

Officials: Tony Padilla,James Luckie,Kipp Kissinger
Technical fouls: Baylor-None, Kansas-None.
Attendance: 16300

Score by periods table for Baylor vs Kansas. Baylor: 37, 30, 67. Kansas: 24, 31, 55.

Last FG - BU 2nd-00:49, KU 2nd-00:00.
Largest lead - BU by 17 2nd-02:29, KU by 5 1st-07:56.
BU led for 30:46, KU led for 07:56. Game was tied for 01:18.

Points in Paint, Turnovers, 2nd Chance, Fast Break, Bench for Baylor and Kansas.

GAME 15 - #2 BAYLOR 68, IOWA STATE 55



Official Basketball Box Score -- Game Totals -- Final Statistics
Iowa St. vs Baylor
01/15/20 7:00 pm at Ferrell Center (Waco, Texas)



Iowa St. 55 • 8-8,1-3 Big 12

Box score for Iowa State vs Baylor. Columns include Player, FG-FGA, 3-Ptr, FT-FTA, Rebounds, PF, TP, A TO, Blk, Stl, Min. Totals: 23-58 FG, 6-23 3-Ptr, 3-6 FT, 8-25-33 Rebounds.

Baylor 68 • 14-1,4-0 Big 12

Box score for Baylor vs Iowa State. Columns include Player, FG-FGA, 3-Ptr, FT-FTA, Rebounds, PF, TP, A TO, Blk, Stl, Min. Totals: 25-62 FG, 5-20 3-Ptr, 13-22 FT, 17-28-45 Rebounds.

Officials: Jeb Hartness,Chris Rastatter,Bert Smith
Technical fouls: Iowa St.-None, Baylor-None.
Attendance: 8500

Score by periods table for Baylor vs Iowa State. Baylor: 25, 30, 55. Iowa St.: 30, 38, 68.

Last FG - ISU 2nd-00:35, BU 2nd-00:04.
Largest lead - ISU by 2 1st-16:36, BU by 20 2nd-05:42.
ISU led for 02:35, BU led for 34:05. Game was tied for 03:20.

Points in Paint, Turnovers, 2nd Chance, Fast Break, Bench for Baylor and Iowa State.

GAME 16 - #2 BAYLOR 75, OKLAHOMA STATE 68



Official Basketball Box Score -- Game Totals -- Final Statistics
Baylor vs Oklahoma St.
01/18/20 11:00 am at Stillwater, Okla. (Gallagher-Iba Arena)



Baylor 75 • 15-1,5-0 Big 12

Box score for Baylor vs Oklahoma State. Columns include Player, FG-FGA, 3-Ptr, FT-FTA, Rebounds, PF, TP, A TO, Blk, Stl, Min. Totals: 24-55 FG, 8-23 3-Ptr, 19-23 FT, 9-21-30 Rebounds.

Oklahoma St. 68 • 9-8,0-5 Big 12

Box score for Oklahoma State vs Baylor. Columns include Player, FG-FGA, 3-Ptr, FT-FTA, Rebounds, PF, TP, A TO, Blk, Stl, Min. Totals: 23-56 FG, 10-24 3-Ptr, 12-15 FT, 12-25-37 Rebounds.

Officials: Chance Moore,Bret Smith,Gary Maxwell
Technical fouls: Baylor-None, Oklahoma St.-None.
Attendance: 7594

Score by periods table for Baylor vs Oklahoma State. Baylor: 27, 48, 75. Oklahoma St.: 36, 32, 68.

Last FG - BU 2nd-01:31, OSU 2nd-00:27.
Largest lead - BU by 7 2nd-00:05, OSU by 12 01-01:27.
BU led for 07:36, OSU led for 30:13. Game was tied for 02:11.

Points in Paint, Turnovers, 2nd Chance, Fast Break, Bench for Baylor and Oklahoma State.

GAME 31 – BIG 12 CHAMPIONSHIP

2019-20 BAYLOR BASKETBALL GAME NOTES

GAME 17 – #1 BAYLOR 61, OKLAHOMA 57

GAME 18 – #1 BAYLOR 72, FLORIDA 61



Official Basketball Box Score -- Game Totals -- Final Statistics  
Oklahoma vs Baylor  
01/20/20 8:00 pm at Ferrell Center (Waco, Texas)



Oklahoma 57 • 12-6, 3-3 Big 12

#	Player	Total			3-Ptr			Rebounds			PF	TP	A	TO	Blk	Stl	Min				
		FG-FGA	FG-FGA	FT-FTA	FG-FGA	FG-FGA	FT-FTA	Off	Def	Tot											
21	Kristian Doolittle	f	4-14	0-2	0-0	4	7	11	2	8	4	1	1	1	1	30					
35	Brady Manek	f	7-13	4-8	3-4	2	8	10	2	21	0	1	0	4	32						
11	De'Von Harmon	g	1-4	0-0	2-4	0	1	1	1	4	3	0	0	2	31						
12	Austin Reaves	g	3-17	2-11	0-0	0	3	3	3	8	4	1	0	0	30						
24	Jamal Bieniemy	g	2-4	1-2	0-0	0	2	2	3	5	1	2	0	0	33						
00	Victor Iwuakor		1-3	0-0	0-0	3	1	4	1	2	1	1	0	0	10						
01	Jalen Hill		0-0	0-0	0-0	0	0	0	0	0	0	0	0	1	9						
15	Alondes Williams		2-4	2-2	1-2	0	1	1	2	7	0	2	1	0	17						
52	Kur Kuath		1-1	0-0	0-0	1	1	2	1	2	0	0	4	1	8						
Team			21-60			9-25			6-10			12	24	36	15	57	13	8	6	9	200
Totals			21-60			9-25			6-10			12	24	36	15	57	13	8	6	9	200
FG % 1st Half:		9:25	36.0%	2nd half:	12:35	34.3%	Game:		21-60	35.0%	Deadball										
3FG % 1st Half:		4:10	40.0%	2nd half:	5:15	33.3%	Game:		9-25	36.0%	Rebounds										
FT % 1st Half:		2:4	50.0%	2nd half:	4:6	66.7%	Game:		6-10	60.0%	2.2										

Baylor 61 • 16-1,6-0 Big 12

#	Player	Total			3-Ptr			Rebounds			PF	TP	A	TO	Blk	Stl	Min				
		FG-FGA	FG-FGA	FT-FTA	FG-FGA	FG-FGA	FT-FTA	Off	Def	Tot											
11	Vital, Mark	f	1-5	0-1	0-1	4	4	8	2	2	1	1	2	0	26						
33	Gillespie, Freddie	f	6-8	0-0	0-1	6	9	15	3	12	1	1	1	0	29						
12	Butler, Jared	g	2-13	0-6	0-1	1	3	4	1	4	1	2	0	0	31						
31	Teague, MaCio	g	4-13	2-9	6-7	0	1	1	0	16	2	1	0	3	35						
45	Mitchell, Davion	g	5-12	3-7	0-0	1	3	4	3	13	1	2	1	1	32						
02	Bandoo, Devonte		1-4	1-2	2-2	3	5	8	0	5	5	1	0	0	24						
24	Mayer, Matthew		0-4	0-1	3-3	0	2	2	0	3	0	0	0	0	11						
25	Clark, Tristan		3-4	0-0	0-0	1	0	1	3	6	0	3	1	0	12						
Team			22-63			6-26			11-15			18	28	46	12	61	11	11	5	4	200
Totals			22-63			6-26			11-15			18	28	46	12	61	11	11	5	4	200
FG % 1st Half:		14:38	36.8%	2nd half:	8:25	32.0%	Game:		22-63	34.9%	Deadball										
3FG % 1st Half:		5:17	29.4%	2nd half:	1:9	11.1%	Game:		6-26	23.1%	Rebounds										
FT % 1st Half:		2:2	100.0%	2nd half:	9:13	69.2%	Game:		11-15	73.3%	1.1										

Officials: Roger Ayers, Keith Kimble, Doug Simons  
Technical fouls: Oklahoma-None, Baylor-None.  
Attendance: 5217

Score by periods	1st	2nd	Total
Oklahoma	24	33	57
Baylor	35	26	61

Last FG - OU 2nd-00:42, BU 2nd-01:38.  
Largest lead - OU by 11 at 11:47, BU by 11 1st-00:43.  
OU led for 00:25, BU led for 37:03. Game was tied for 02:31.

Score tied - 3 times.  
Lead changed - 2 times.



Official Basketball Box Score -- Game Totals -- Final Statistics  
Baylor vs Florida  
01/25/20 8:00 pm at O'Connell Center (Gainesville, Fla.)



Baylor 72 • 17-1,6-0 Big 12

#	Player	Total			3-Ptr			Rebounds			PF	TP	A	TO	Blk	Stl	Min				
		FG-FGA	FG-FGA	FT-FTA	FG-FGA	FG-FGA	FT-FTA	Off	Def	Tot											
11	Vital, Mark	f	2-3	0-0	0-0	4	6	10	3	4	0	1	0	1	29						
33	Gillespie, Freddie	f	4-8	0-0	1-1	2	5	7	2	9	0	2	1	1	35						
12	Butler, Jared	g	4-8	2-3	0-0	1	1	2	3	10	3	2	0	0	25						
31	Teague, MaCio	g	5-12	2-6	4-4	0	6	6	2	16	3	0	1	0	37						
45	Mitchell, Davion	g	2-13	1-5	7-8	1	0	1	3	12	6	3	0	1	36						
00	Thamboa, Flo		0-1	0-0	0-0	0	0	0	0	2	0	1	0	0	5						
02	Bandoo, Devonte		5-7	3-4	3-3	0	4	4	4	16	1	2	0	0	24						
24	Mayer, Matthew		2-3	1-1	0-0	0	1	1	0	5	0	1	1	0	9						
Team			24-55			9-19			15-16			13	24	37	19	72	13	13	3	3	200
Totals			24-55			9-19			15-16			13	24	37	19	72	13	13	3	3	200
FG % 1st Half:		16:28	57.1%	2nd half:	8:27	29.6%	Game:		24-55	43.6%	Deadball										
3FG % 1st Half:		4:10	50.0%	2nd half:	3:7	42.9%	Game:		9-19	47.4%	Rebounds										
FT % 1st Half:		2:2	100.0%	2nd half:	13:14	92.9%	Game:		15-16	93.8%	1										

Florida 61 • 12-7,2-2 SEC

#	Player	Total			3-Ptr			Rebounds			PF	TP	A	TO	Blk	Stl	Min				
		FG-FGA	FG-FGA	FT-FTA	FG-FGA	FG-FGA	FT-FTA	Off	Def	Tot											
05	Omar Payne	f	1-1	0-0	0-0	2	2	4	2	2	0	1	3	1	29						
11	Keyontae Johnson	f	9-17	2-5	0-0	1	4	5	3	20	0	2	0	0	28						
24	Kerry Blackshear	f	3-5	0-1	3-6	2	2	4	3	9	3	1	1	2	28						
02	Andrew Nembhard	g	6-14	0-4	4-5	0	4	4	1	16	8	1	0	1	32						
10	Noah Locke	g	1-5	1-4	0-1	0	1	1	4	3	0	1	0	1	24						
00	Ques Glover		1-4	1-1	2-2	0	1	1	0	5	0	1	0	0	15						
01	Tre Mann		2-4	0-1	2-2	0	2	2	1	6	0	0	0	0	19						
23	Scottie Lewis		0-2	0-1	0-0	0	0	0	0	3	0	0	2	0	25						
Team			23-52			4-17			11-16			8	18	26	17	61	11	7	6	5	200
Totals			23-52			4-17			11-16			8	18	26	17	61	11	7	6	5	200
FG % 1st Half:		11:28	39.3%	2nd half:	12:24	50.0%	Game:		23-52	44.2%	Deadball										
3FG % 1st Half:		3:9	50.0%	2nd half:	1:8	12.5%	Game:		4-17	23.5%	Rebounds										
FT % 1st Half:		4:4	100.0%	2nd half:	7:12	58.3%	Game:		11-16	68.8%	2										

Officials: Randy Heimerman, Steven Anderson, Chuck Jones  
Technical fouls: Baylor-None, Florida-None.  
Attendance: 11092

Score by periods	1st	2nd	Total
Baylor	40	32	72
Florida	29	32	61

Last FG - BU 2nd-04:03, UF 2nd-00:08.  
Largest lead - BU by 19 2nd-13:56, UF by 8 1st-13:39.  
BU led for 26:37, UF led for 10:44. Game was tied for 02:39.

Score tied - 4 times.  
Lead changed - 1 time.

GAME 19 – #1 BAYLOR 67, IOWA STATE 53



Official Basketball Box Score -- Game Totals -- Final Statistics  
Baylor vs Iowa St.  
01/29/20 8:00 pm at Hilton Coliseum (Ames, Iowa)



Baylor 67 • 18-1,7-0 Big 12

#	Player	Total			3-Ptr			Rebounds			PF	TP	A	TO	Blk	Stl	Min				
		FG-FGA	FG-FGA	FT-FTA	FG-FGA	FG-FGA	FT-FTA	Off	Def	Tot											
11	Vital, Mark	f	4-6	0-0	0-0	5	4	9	1	8	7	2	0	1	31						
33	Gillespie, Freddie	f	5-6	0-0	2-2	3	6	9	4	12	0	0	3	0	25						
12	Butler, Jared	g	4-11	0-6	0-0	1	1	2	2	8	1	3	0	2	23						
31	Teague, MaCio	g	6-14	2-8	1-2	2	2	4	1	15	2	0	0	2	35						
45	Mitchell, Davion	g	4-10	2-2	2-2	0	5	5	3	10	3	1	1	4	32						
02	Bandoo, Devonte		4-11	2-4	2-2	1	2	3	0	12	1	1	0	0	29						
24	Mayer, Matthew		0-2	0-0	0-0	1	1	2	2	0	0	1	1	0	8						
25	Clark, Tristan		1-2	0-0	0-1	0	3	3	2	2	0	2	0	0	17						
Team			28-62			4-20			7-9			14	25	39	15	67	14	10	5	9	200
Totals			28-62			4-20			7-9			14	25	39	15	67	14	10	5	9	200
FG % 1st Half:		14:28	50.0%	2nd half:	14:34	41.2%	Game:		28-62	45.2%	Deadball										
3FG % 1st Half:		3:10	30.0%	2nd half:	1:10	10.0%	Game:		4-20	20.0%	Rebounds										
FT % 1st Half:		2:3	66.7%	2nd half:	5:6	83.3%	Game:		7-9	77.8%	1.1										

Iowa St. 53 • 9-11,2-5 Big 12

#	Player	Total			3-Ptr			Rebounds			PF	TP	A	TO	Blk	Stl	Min
		FG-FGA	FG-FGA	FT-FTA	FG-FGA												

2019-20 BAYLOR BASKETBALL GAME NOTES

GAME 21 - #1 BAYLOR 73, KANSAS STATE 67



Official Basketball Box Score -- Game Totals -- Final Statistics
Baylor vs Kansas St.
02/03/20 8:00 pm at Bramlage Coliseum (Manhattan, Kan.)



Baylor 73 • 20-19-0 Big 12

Box score table for Baylor vs Kansas State, including player stats and team totals.

Kansas St. 67 • 9-13,2-7 Big 12

Box score table for Kansas State vs Baylor, including player stats and team totals.

Officials: Michael Stephens, Ray Nault, John Higgins
Technical fouls: Baylor-None, Kansas St.-Carlier Diarra.
Attendance: 8888

Score by periods table for Baylor vs Kansas State.

Points in Paint, Off T/O, 2nd Chance, Fast Break, Bench stats for Baylor vs Kansas State.

Last FG - BU 2nd-00:46, KS 2nd-00:09.
Largest lead - BU by 16 1st-13:01, KS None.
BU led for 38:38, KS led for 00:00. Game was tied for 01:22.

Score tied - 0 times.
Lead changed - 0 times.

GAME 31 - BIG 12 CHAMPIONSHIP

GAME 22 - #1 BAYLOR 78, OKLAHOMA STATE 70



Official Basketball Box Score -- Game Totals -- Final Statistics
Oklahoma St. vs Baylor
02/08/20 5:00 pm at Ferrell Center (Waco, Texas)



Oklahoma St. 70 • 11-12,1-9 Big 12

Box score table for Oklahoma State vs Baylor, including player stats and team totals.

Baylor 78 • 21-1,10-0 Big 12

Box score table for Baylor vs Oklahoma State, including player stats and team totals.

Officials: Nathan Farrell, Darron George, Patrick Adams
Technical fouls: Oklahoma St.-TEAM 2, Baylor-None.
Attendance: 7875

Score by periods table for Baylor vs Oklahoma State.

Points in Paint, Off T/O, 2nd Chance, Fast Break, Bench stats for Baylor vs Oklahoma State.

Last FG - OSU 2nd-00:00, BU 2nd-03:49.
Largest lead - OSU by 1 1st-16:34, BU by 15 2nd-18:50.
OSU led for 00:44, BU led for 38:30. Game was tied for 00:46.

Score tied - 1 time.
Lead changed - 2 times.

GAME 23 - #1 BAYLOR 52, TEXAS 45



Official Basketball Box Score -- Game Totals -- Final Statistics
Baylor vs Texas
02/10/20 8:00 pm at Erwin Center (Austin, Texas)



Baylor 52 • 22-1,11-0 Big 12

Box score table for Baylor vs Texas, including player stats and team totals.

Texas 45 • 14-10,4-7 Big 12

Box score table for Texas vs Baylor, including player stats and team totals.

Officials: Michael Greenstein, Gary Maxwell, Joe DeRosa
Technical fouls: Baylor-None, Texas-None.
Attendance: 9433

Score by periods table for Baylor vs Texas.

Points in Paint, Off T/O, 2nd Chance, Fast Break, Bench stats for Baylor vs Texas.

Last FG - BU 2nd-04:49, UT 2nd-01:20.
Largest lead - BU by 16 2nd-07:48, UT None.
BU led for 39:22, UT led for 00:00. Game was tied for 00:38.

Score tied - 0 times.
Lead changed - 0 times.

GAME 24 - #1 BAYLOR 70, #14 WEST VIRGINIA 59



Official Basketball Box Score -- Game Totals -- Final Statistics
West Virginia vs Baylor
02/15/20 3:00 pm at Ferrell Center (Waco, Texas)



West Virginia 59 • 18-7,6-6 Big 12

Box score table for West Virginia vs Baylor, including player stats and team totals.

Baylor 70 • 23-1,12-0 Big 12

Box score table for Baylor vs West Virginia, including player stats and team totals.

Officials: Marques Pettigrew, Kelly Self, Doug Simmons
Technical fouls: West Virginia-None, Baylor-None.
Attendance: 10305

Score by periods table for Baylor vs West Virginia.

Points in Paint, Off T/O, 2nd Chance, Fast Break, Bench stats for Baylor vs West Virginia.

Last FG - WVU 2nd-00:03, BU 2nd-03:15.
Largest lead - WVU None, BU by 28 2nd-10:34.
WVU led for 00:00, BU led for 39:39. Game was tied for 00:21.

Score tied - 0 times.
Lead changed - 0 times.

GAME 31 – BIG 12 CHAMPIONSHIP

2019-20 BAYLOR BASKETBALL GAME NOTES

GAME 25 – #1 BAYLOR 65, OKLAHOMA 54

GAME 26 – #3 KANSAS 64, #1 BAYLOR 61



Official Basketball Box Score -- Game Totals -- Final Statistics  
Baylor vs Oklahoma  
02/18/20 8:00 pm at Lloyd Noble Center (Norman, Okla.)



Official Basketball Box Score -- Game Totals -- Final Statistics  
Kansas vs Baylor  
02/22/20 11:00 am at Ferrell Center (Waco, Texas)



Baylor 65 • 24-1,13-0 Big 12

Kansas 64 • 24-3,13-1 Big 12

#	Player	Total			3-Ptr			Rebounds			PF	TP	A	TO	Blk	Stl	Min
		FG-FGA	FT-FGA	FT-FTA	Off	Def	Tot	Off	Def	Tot							
11	Vital, Mark	f	5-7	0-0	0-0	3	3	6	3	10	1	0	0	0	0	32	
33	Gillespie, Freddie	f	3-7	0-0	0-0	3	7	10	2	6	0	1	3	1	33		
02	Bando, Devonte	g	2-9	1-5	2-2	2	4	6	3	7	0	2	0	1	37		
12	Butler, Jared	g	8-20	5-13	1-3	0	5	5	3	22	3	1	0	3	31		
45	Mitchell, Davion	g	2-8	1-4	2-2	0	3	3	3	7	4	2	0	3	36		
24	Mayer, Matthew	g	2-5	1-3	0-0	1	1	2	3	5	0	1	0	0	18		
25	Clark, Tristan	g	4-6	0-0	0-0	1	3	4	1	8	1	0	1	0	13		
Team																	
Totals			26-62	8-25	5-7	11	26	37	18	65	9	8	4	8	200		

#	Player	Total			3-Ptr			Rebounds			PF	TP	A	TO	Blk	Stl	Min
		FG-FGA	FT-FGA	FT-FTA	Off	Def	Tot	Off	Def	Tot							
35	Udoka Azubuike	c	11-13	0-0	1-3	5	14	19	4	23	0	0	3	0	36		
00	Marcus Garrett	g	3-10	1-2	2-2	0	4	4	3	9	7	5	1	2	32		
01	Devon Dotson	g	5-11	1-4	2-3	0	1	1	4	13	3	2	0	2	37		
04	Isaiah Moss	g	4-9	1-4	2-2	0	3	3	0	11	0	1	0	0	31		
30	Ochai Agbaji	g	0-5	0-2	0-0	1	4	5	1	0	3	3	0	0	39		
02	Christian Braun	g	2-3	0-1	0-0	0	0	0	2	4	0	0	0	1	21		
33	David McCormack	g	2-2	0-0	0-0	1	0	1	5	4	0	1	0	0	4		
Team																	
Totals			27-53	3-13	7-10	7	27	34	19	64	13	12	4	5	200		

Oklahoma 54 • 16-10,6-7 Big 12

#	Player	Total			3-Ptr			Rebounds			PF	TP	A	TO	Blk	Stl	Min
		FG-FGA	FT-FGA	FT-FTA	Off	Def	Tot	Off	Def	Tot							
21	Kristian Doolittle	f	5-14	1-4	7-9	1	9	10	2	18	0	3	3	2	34		
35	Brady Manek	f	4-11	1-6	1-2	0	4	4	1	10	0	1	0	0	35		
12	Austin Reaves	g	1-5	0-2	0-0	2	3	5	0	2	3	0	0	0	25		
15	Alondes Williams	g	4-6	0-1	3-3	0	0	0	5	11	2	2	0	0	19		
24	Jamal Bieniemy	g	2-6	2-3	0-0	2	2	4	1	6	0	3	0	0	37		
00	Victor Iwuakor	g	0-1	0-0	0-0	0	1	1	1	0	0	0	1	0	6		
01	Jalen Hill	g	1-2	0-0	0-1	1	2	3	0	2	0	0	2	0	11		
11	De'Vion Harmon	g	2-7	1-5	0-0	0	1	1	2	5	2	1	1	1	28		
52	Kur Kuath	g	0-0	0-0	0-0	0	2	2	1	0	0	2	0	0	5		
Team																	
Totals			19-52	5-21	11-15	8	27	35	13	54	7	12	7	3	200		

Baylor 61 • 24-2,13-1 Big 12

#	Player	Total			3-Ptr			Rebounds			PF	TP	A	TO	Blk	Stl	Min
		FG-FGA	FT-FGA	FT-FTA	Off	Def	Tot	Off	Def	Tot							
11	Vital, Mark	f	2-4	0-0	2-5	5	3	8	4	6	2	1	0	2	30		
33	Gillespie, Freddie	f	4-8	0-0	2-3	3	4	7	4	10	1	2	2	0	29		
12	Butler, Jared	g	7-18	4-10	1-3	0	6	6	1	19	6	1	0	2	34		
31	Teague, MaCio	g	3-8	2-4	0-0	0	0	0	2	8	1	1	0	0	28		
45	Mitchell, Davion	g	2-11	0-3	2-3	0	3	3	3	6	3	1	2	3	37		
02	Bando, Devonte	g	0-1	0-0	0-0	0	0	0	0	0	0	1	0	0	17		
24	Mayer, Matthew	g	4-7	1-3	1-1	2	1	3	0	10	0	1	0	2	14		
25	Clark, Tristan	g	1-1	0-0	0-0	0	2	2	2	2	1	0	1	0	11		
Team																	
Totals			23-58	7-20	8-15	11	21	32	16	61	14	10	5	9	200		

Officials: Bert Smith, Kipp Kissinger, John Higgins  
Technical fouls: Baylor-None, Oklahoma-None.  
Attendance: 10017

Officials: John Gaffney, Chris Rastatter, Joe DeRosa  
Technical fouls: Kansas-None, Baylor-None.  
Attendance: 10627

Score by periods	1st	2nd	Total
Baylor	30	35	65
Oklahoma	24	30	54

Points	In	Off	2nd	Fast	Bench
	Paint	T/O	Chance	Break	
BU	30	11	8	4	13
OU	20	7	8	5	7

Score by periods	1st	2nd	Total
Kansas	34	30	64
Baylor	31	30	61

Points	In	Off	2nd	Fast	Bench
	Paint	T/O	Chance	Break	
KU	42	10	11	6	12
BU	30	15	8	12	12

Last FG - BU 2nd-03:10, OU 2nd-04:30.  
Largest lead - BU by 13 1st-04:20, OU by 5 1st-15:00.  
BU led for 33:27, OU led for 04:52. Game was tied for 01:41.

Last FG - KU 2nd-02:08, BU 2nd-00:18.  
Largest lead - KU by 11 2nd-11:53, BU by 5 1st-19:18.  
KU led for 35:46, BU led for 03:02. Game was tied for 01:12.

GAME 27 – #2 BAYLOR 85, KANSAS STATE 66



Official Basketball Box Score -- Game Totals -- Final Statistics  
Kansas St. vs Baylor  
02/25/20 7:00 pm at Ferrell Center (Waco, Texas)



GAME 28 – TCU 75, #2 BAYLOR 72



Official Basketball Box Score -- Game Totals -- Final Statistics  
Baylor vs TCU  
02/29/20 1:00 pm at Schollmaier Arena (Fort Worth, Texas)



Kansas St. 66 • 9-19,2-13 Big 12

Baylor 72 • 25-3,14-2 Big 12

#	Player	Total			3-Ptr			Rebounds			PF	TP	A	TO	Blk	Stl	Min
		FG-FGA	FT-FGA	FT-FTA	Off	Def	Tot	Off	Def	Tot							
11	Antonio Gordon	f	0-1	0-0	0-0	0	1	1	0	0	1	2	0	0	14		
14	Makol Mawien	f	1-3	0-1	6-7	1	5	6	4	8	0	2	1	0	22		
20	Xavier Sneed	f	1-11	1-5	4-4	1	2	3	5	7	2	1	1	1	23		
00	Mike McGuire	g	3-7	3-3	1-2	0	1	1	3	10	0	0	0	1	19		
02	Cartier Diarra	g	7-11	3-6	2-3	1	5	6	2	19	2	2	1	1	35		
03	Dajuan Gordon	g	5-8	0-2	2-3	1	1	2	4	12	1	4	0	2	29		
04	David Sloan	g	2-5	0-0	0-0	0	2	2	1	4	5	2	1	0	26		
24	Pierson McAtee	g	1-1	0-0	0-0	1	3	4	1	2	0	2	2	0	14		
34	Levi Stockard III	g	2-2	0-0	0-0	2	0	2	2	4	0	3	0	2	16		
45	Nigel Shadd	g	0-0	0-0	0-0	0	3	3	0	0	0	0	0	0	2		
Team																	
Totals			22-49	7-17	15-19	8	23	31	22	66	11	18	6	7	200		

#	Player	Total			3-Ptr			Rebounds			PF	TP	A	TO	Blk	Stl	Min
		FG-FGA	FT-FGA	FT-FTA	Off	Def	Tot	Off	Def	Tot							
11	Vital, Mark	f	1-1	0-0	1-2	0	1	1	5	3	1	1	0	1	21		
33	Gillespie, Freddie	f	7-9	0-0	4-8	8	9	17	4	18	1	2	3	3	37		
12	Butler, Jared	g	8-21	1-5	1-3	2	7	9	3	18	3	3	0	0	32		
31	Teague, MaCio	g	3-10	2-4	5-5	1	4	5	4	13	1	0	1	1	33		
45	Mitchell, Davion	g	2-8	0-2	3-4	0	1	1	1	7	4	2	0	0	36		
02	Bando, Devonte	g	3-8	1-3	0-0	1	1	2	2	7	1	0	0	0	21		
24	Mayer, Matthew	g	3-6	0-3	0-0	0	0	0	0	6	1	1	0	2	17		
25	Clark, Tristan	g	0-0	0-0	0-0	0	0	0	4	0	0	0	0	1	3		
Team																	
Totals			27-63	4-17	14-22	13	23	36	23	72	12	10	4	8	200		

Baylor 85 • 25-2,14-1 Big 12

TCU 75 • 16-13,7-9 Big 12

#	Player	Total			3-Ptr			Rebounds			PF	TP	A	TO	Blk	Stl	Min
		FG-FGA	FT-FGA	FT-FTA	Off	Def	Tot	Off	Def	Tot							
11	Vital, Mark	f	1-3	0-0	0-0	2	2	4	3	2	0	0	0	1	14		
33	Gillespie, Freddie	f	4-6	0-0	2-2	5	6	11	2	10	1	1	2				

**GAME 29 - #4 BAYLOR 71, TEXAS TECH 68 (OT)**



Official Basketball Box Score -- Game Totals -- Final Statistics  
Texas Tech vs Baylor  
03/02/20 8:00 pm at Ferrell Center (Waco, Texas)



**Texas Tech 68 • 18-12,9-8 Big 12**

#	Player	Total		3-Ptr		Rebounds			PF	TP	A	TO	Blk	Stl	Min
		FG-FGA	FG-FGA	FT-FTA	Off	Def	Tot								
54	Russel Tchewa	c	0-0	0-0	0-0	0	1	1	2	0	0	1	1	0	5
00	Kyler Edwards	g	2-9	2-6	2-2	1	3	4	1	8	4	3	0	0	38
03	Jahmi'us Ramsey	g	5-12	3-8	0-0	0	5	5	4	13	2	3	0	0	35
15	Kevin McCullar	g	4-4	1-1	4-4	0	3	3	3	13	1	1	0	1	28
25	Daivde Moretti	g	5-12	1-6	0-0	0	1	1	3	11	4	3	0	1	37
01	Terrence Shannon, J	g	2-3	0-0	0-0	1	4	5	0	4	0	2	1	0	21
02	Clarence Nadolny	g	1-1	0-0	0-0	0	0	0	0	2	0	1	0	0	2
12	Andrei Savrasov	g	0-0	0-0	0-0	0	0	0	0	0	1	0	0	0	1
21	Avery Benson	g	1-1	0-0	0-0	1	0	1	3	2	1	0	0	1	9
22	TJ Holyfield	g	3-7	0-2	3-5	1	2	3	3	9	1	3	2	1	20
44	Chris Clarke	g	3-3	0-0	0-0	2	6	8	3	6	5	2	0	1	29
Team						4	0	4							
Totals			26-52	7-23	9-11	10	25	35	22	68	18	20	4	5	225
FG % 1st Half:		13-23	56.5%	2nd half:	10-21	47.6%	OT:	3-8	37.5%	Game:	26-52	50.0%	Deadball		
3FG % 1st Half:		4-12	33.3%	2nd half:	2-7	28.6%	OT:	1-4	25.0%	Game:	7-23	30.4%	Rebounds		
FT % 1st Half:		0-0	0.0%	2nd half:	8-9	88.9%	OT:	1-2	50.0%	Game:	9-11	81.8%	Rebounds		1

**Baylor 71 • 26-3,15-2 Big 12**

#	Player	Total		3-Ptr		Rebounds			PF	TP	A	TO	Blk	Stl	Min
		FG-FGA	FG-FGA	FT-FTA	Off	Def	Tot								
33	Gillespie, Freddie	f	1-7	0-0	2-4	8	2	10	4	4	1	1	2	3	35
02	Bando, Devonte	g	5-8	4-5	4-4	2	1	3	0	18	4	3	0	2	43
12	Butler, Jared	g	5-14	2-5	5-6	3	3	6	3	17	2	4	0	3	40
31	Teague, MaCio	g	5-15	2-7	2-2	1	3	4	1	14	0	0	0	2	38
45	Mitchell, Davion	g	4-11	1-4	0-2	0	3	3	4	9	5	2	0	1	41
00	Thamba, Flo	g	0-1	0-0	2-3	2	1	3	0	2	0	1	2	0	10
24	Mayer, Matthew	g	3-7	1-3	0-2	0	2	2	1	7	1	0	0	2	18
Team						1	2	3							
Totals			23-63	10-24	15-23	17	17	34	13	71	13	11	4	13	225
FG % 1st Half:		11-32	34.4%	2nd half:	9-26	34.6%	OT:	3-5	60.0%	Game:	23-63	36.5%	Deadball		
3FG % 1st Half:		4-10	40.0%	2nd half:	5-13	38.5%	OT:	1-1	100.0%	Game:	10-24	41.7%	Rebounds		
FT % 1st Half:		4-6	66.7%	2nd half:	7-13	53.8%	OT:	4-4	100.0%	Game:	15-23	65.2%	Rebounds		6

Officials: Antonio Petty, Kipp Kissinger, John Higgins  
Technical fouls: Texas Tech-None, Baylor-None.  
Attendance: 8953

Score by periods	1st	2nd	OT	Total
Texas Tech	30	30	8	68
Baylor	30	30	11	71

Last FG - TTU 0T:00:47, BU 0T:01:13.  
Largest lead - TTU by 5 1st-16:32, BU by 5 2nd-10:35.  
TTU led for 15:25, BU led for 18:46, Game was tied for 10:49.

Points	In Paint	Off T/O	2nd Chance	Fast Break	Bench
TTU	28	12	12	3	23
BU	24	18	14	15	9

Score tied - 14 times.  
Lead changed - 12 times.

**GAME 30 - WEST VIRGINIA 76, #4 BAYLOR 64**



Official Basketball Box Score -- Game Totals -- Final Statistics  
Baylor vs West Virginia  
03/07/20 1:00 pm at Morgantown, WV



**Baylor 64 • 26-4,15-3 Big 12**

#	Player	Total		3-Ptr		Rebounds			PF	TP	A	TO	Blk	Stl	Min
		FG-FGA	FG-FGA	FT-FTA	Off	Def	Tot								
11	Vital, Mark	f	3-8	0-0	1-5	5	7	12	5	7	4	3	0	1	32
33	Gillespie, Freddie	f	3-6	0-0	0-0	3	3	6	4	6	0	0	2	1	25
12	Butler, Jared	g	6-14	1-6	8-10	0	4	4	5	21	2	4	0	2	34
31	Teague, MaCio	g	4-9	0-4	1-1	1	0	1	4	9	2	3	0	0	35
45	Mitchell, Davion	g	6-11	3-4	0-0	0	0	0	3	15	1	3	0	2	35
00	Thamba, Flo	g	1-1	0-0	0-0	1	1	2	5	2	0	1	0	1	15
02	Bando, Devonte	g	1-7	0-4	0-1	0	1	1	2	2	0	1	0	2	18
15	Okeke, Obim	g	0-0	0-0	0-0	0	0	0	0	0	0	0	0	0	1
24	Mayer, Matthew	g	1-3	0-0	0-0	0	0	0	0	2	0	0	0	0	5
Team						1	1	2							
Totals			25-59	4-18	10-17	11	17	28	28	64	9	16	2	9	200
FG % 1st Half:		10-27	37.0%	2nd half:	15-32	46.9%	Game:	25-59	42.4%	Deadball					
3FG % 1st Half:		0-6	0.0%	2nd half:	4-12	33.3%	Game:	4-18	22.2%	Rebounds					3
FT % 1st Half:		2-3	66.7%	2nd half:	8-14	57.1%	Game:	10-17	58.8%	Rebounds					3

**West Virginia 76 • 21-10,9-9 Big 12**

#	Player	Total		3-Ptr		Rebounds			PF	TP	A	TO	Blk	Stl	Min
		FG-FGA	FG-FGA	FT-FTA	Off	Def	Tot								
31	Logan Routt	f	0-0	0-0	0-0	1	0	1	0	0	0	0	0	1	3
34	Oscar Tshiebwe	f	4-8	0-0	8-9	3	9	12	4	16	0	0	0	0	21
05	Jordan McCabe	g	0-0	0-0	0-0	0	1	1	0	0	2	0	0	0	6
10	Jermaine Haley	g	4-7	0-1	1-2	3	0	3	2	9	2	4	1	1	25
14	Chase Harler	g	0-3	0-3	0-0	1	0	1	0	0	1	0	0	0	17
01	Derek Culver	g	4-6	0-0	0-6	4	5	9	1	8	0	4	3	1	22
02	Brandon Knapper	g	0-1	0-1	0-0	0	0	0	0	0	0	1	0	0	2
03	Gabe Osabuohien	g	1-3	0-0	0-0	2	2	4	3	2	1	1	0	3	17
04	Miles McBride	g	3-7	1-1	5-6	0	2	2	3	12	2	4	1	4	22
11	Emmitt Matthews Jr.	g	6-11	2-3	4-5	1	3	4	2	18	1	0	0	0	33
12	Taz Sherman	g	0-2	0-0	0-0	0	0	0	0	0	1	0	1	0	8
22	Sean McNeil	g	2-4	1-2	6-6	0	3	3	3	11	3	0	0	1	24
Team						1	1	2							
Totals			24-52	4-11	24-34	16	26	42	18	76	11	17	6	11	200
FG % 1st Half:		9-26	34.6%	2nd half:	15-26	57.7%	Game:	24-52	46.2%	Deadball					
3FG % 1st Half:		4-5	80.0%	2nd half:	0-6	0.0%	Game:	4-11	36.4%	Rebounds					5.1
FT % 1st Half:		2-4	50.0%	2nd half:	22-30	73.3%	Game:	24-34	70.6%	Rebounds					5.1

Officials: Darron George, Keith Kimble, Joe DeRosa  
Technical fouls: Baylor-None, West Virginia-None.

Attendance: 14014  
2019-20 Men's Basketball, Round: 0, Baylor vs West Virginia, Played at WVU Col

Score by periods	1st	2nd	Total
Baylor	22	42	64
West Virginia	24	52	76

Last FG - BU 2nd-00:41, WVU 2nd-01:13.  
Largest lead - BU by 9 1st-15:27, WVU by 13 2nd-00:59.  
BU led for 15:32, WVU led for 20:25, Game was tied for 04:03.

Points	In Paint	Off T/O	2nd Chance	Fast Break	Bench
BU	32	14	9	8	6
WVU	32	21	15	15	5.1

Score tied - 5 times.  
Lead changed - 3 times.

**THE LAST TIME ...**

**THE LAST TIME A BAYLOR TEAM...**

Scored 110 Points.....	118 vs. Savannah State (12/17/17)
Scored 100 Points.....	105 vs. Central Arkansas (11/5/19)
Scored 90 Points.....	91 vs. UT Martin (12/18/19)
Scored Fewer than 50 Points.....	44 at Kansas (1/14/13)
Won by 40 Points.....	44 vs. Central Arkansas (11/5/19)
Won by 30 Points.....	32 vs. Maryland Eastern Shore (12/3/19)
Shot 65 pct from floor.....	66.1 (41-62) vs. Texas Southern (12/14/17)
Shot 60 pct from floor.....	60.8 (31-51) vs. PVAMU (11/12/18)
Shot less than 30 pct from floor.....	29.8 (17-57) at TCU (1/10/15)
Shot 65 pct from 3FG.....	70.6 (12-17) vs. Central Arkansas (11/10/17)
Shot 60 pct from 3FG.....	60.0 (15-25) at Oklahoma State (1/14/19)
Shot less than 15 pct from 3FG.....	111 (2-18) vs. Ole Miss (11/23/18)
Shot less than 10 pct from 3FG.....	.083 (1-12) vs. TCU (1/2/18)
Made 15 3-point field goals.....	18 vs. Central Arkansas (11/5/19)
Failed to make a 3FG.....	0-8 at Texas Tech (2/21/90)
Shot 95 pct from FT line.....	100.0 (9-9) at Oklahoma State (2/6/18)
Shot 90 pct from FT line.....	93.8 (15-16) at Florida (1/25/20)
Shot less than 40 pct from FT line.....	27.3 (3-11) vs. Texas Southern (11/6/18)
Had 60 Rebounds.....	60 vs. Huston-Tillotson (1/21/15)
Had 55 Rebounds.....	58 vs. Savannah State (12/17/17)
Had 50 Rebounds.....	52 vs. Maryland Eastern Shore (12/3/19)
Had 20 Offensive Rebounds.....	26 vs. Kansas (11/12/19)
Had 40 Defensive Rebounds.....	43 vs. Savannah State (12/17/17)
Had 35 Assists.....	40 vs. Hardin-Simmons (12/16/15)
Had 30 Assists.....	32 vs. Savannah State (12/17/17)
Had 25 Assists.....	25 vs. Central Arkansas (11/5/19)
Had 25 Turnovers.....	29 at West Virginia (1/10/17)
Had 20 Turnovers.....	20 vs. West Virginia (2/15/20)
Had fewer than 7 Turnovers.....	5 at Kansas (1/11/20)
Had fewer than 5 Turnovers.....	4 at West Virginia (2/22/14)
Had 16 Steals.....	16 vs. Savannah State (11/23/15)
Had 15 Steals.....	15 vs. Texas State (11/15/19)
Had 12 Steals.....	13 vs. Texas Tech (3/2/20)
Had 12 Blocked Shots.....	12 vs. New Orleans (12/29/18)
Had 10 Blocked Shots.....	10 vs. TCU (2/2/19)
Had no Blocked Shots.....	at West Virginia (1/21/19)
Had two 20-point scorers.....	Mario Kegler (23), Devonte Bando (22) vs. West Virginia (2/13/19)
Had two 25-point scorers.....	Jo Lual-Acuil Jr. (31), Manu Lecomte (25) vs. Savannah State (12/17/17)
Had seven double-figure scorers.....	vs. Long Beach State (3/20/13)
Had six double-figure scorers.....	vs. Kansas State (1/22/18)
Had five double-figure scorers.....	vs. Kansas State (2/25/20)
Had all five starters score in double figures.....	vs. Oklahoma State (2/8/20)
Had all five starters score 15+ points.....	vs. Central Arkansas (11/10/17)
Had no players score in double figures.....	vs. Texas A&M (3/5/08)
Had no starters score in double figures.....	at Kansas State (3/3/18)
Had four players score 15+ points.....	vs. PVAMU (11/12/18)
Had five players score 15+ points.....	vs. Central Arkansas (11/10/17)
Had four players score 18+ points.....	vs. Savannah State (12/17/17)
Had four players with 5+ assists.....	vs. Savannah State (12/17/17)
Had two double-doubles.....	Freddie Gillespie (10p/11r), Davion Mitchell (14p/10a) vs. Kansas State (2/25/20)
Had two double-figure rebounders.....	Mark Vital (14), Mario Kegler (10) vs. West Virginia (2/23/19)
Scored 50-plus points in first half.....	50 vs. Kansas State (2/25/20)
Scored 50-plus points in second half.....	53 vs. UT Martin (12/18/19)
Scored 50-plus points in both halves.....	vs. Central Arkansas (11/5/19)
Scored 60-plus points in first half.....	61 vs. Savannah State (12/17/17)
Scored 60-plus points in second half.....	60 at Iowa State (1/9/16)
Scored fewer than 20 points in 1st half.....	15 at Wichita State (12/1/18)
Scored fewer than 20 points in 2nd half.....	19 vs. Butler (12/20/19)
Scored 20 points or fewer in 1st half.....	20 at Arizona (12/15/18)
Scored 20 points or fewer in 2nd half.....	20 at Texas Tech (2/17/15)
Overcame a 20-point deficit to win.....	vs. Louisville, trailed 32-10, won 66-63 (11/25/16)
Overcame a 15-pt deficit with less than 10 min left to win.....	vs. Texas, trailed 55-36, won 84-83 (2/27/19)
Overcame a 20-point deficit.....	vs. Mississippi State, trailed 40-20 (3/18/18)
Overcame a 15-point halftime deficit to win.....	vs. Louisville, trailed 39-24, won 66-63 (11/25/16)
Overcame a 10-point halftime deficit to win.....	vs. Texas, trailed 40-29, won 84-83 (2/27/19)
Overcame a 10-point 2nd half deficit to win on the road.....	at OSU, trailed 47-35, won 75-68 (1/18/20)
Won an OT game.....	71-68 vs. Texas Tech (3/2/20)
Lost an OT game.....	78-81 vs. TCU (1/2/18)
Won a 2OT game.....	74-73 at Texas (2/12/18)
Lost a 2OT game.....	84-91 to Colorado (3/13/08)
Won a 3OT game.....	Never
Lost a 3OT game.....	93-97 at SMU (1/9/88)
Won a 4OT game.....	96-95 vs. North Texas (12/17/88)
Lost a 4OT game.....	Never
Won a 5OT game.....	116-110 at Texas A&M (1/23/08)
Lost a 5OT game.....	Never

**THE LAST TIME A BAYLOR PLAYER...**

Recorded a Triple-Double (Pts/Reb/Ast).....	Kenny Chery (20/10/12) vs. Kansas State (2/15/14)
Recorded a Triple-Double (Pts/Reb/Blk).....	Ekpe Udoh (18/17/10) vs. Morgan State (1/6/10)
Recorded a Double-Double Off the Bench.....	Terry Maston (12p/10r) vs. TAMU-CC (11/13/17)
Recorded a Double-Double Before Halftime.....	King McClure (12p/10r) vs. George Mason (11/24/18)
Scored 35 Points.....	Makai Mason (40) vs. TCU (2/2/19)
Scored 30 Points.....	Jared Butler (30) vs. Central Arkansas (11/5/19)
Scored 30 Points in a Road Game.....	Jared Butler (31) at Kansas (3/9/19)
Scored 20 Points in a 1st Half.....	King McClure (20) at Oklahoma State (1/14/19)
Scored 25 Points in a 2nd Half.....	Makai Mason (27) vs. TCU (2/2/19)
Scored 20 Points in a 2nd Half.....	Jared Butler (23) at Kansas (3/9/19)
Scored 30 Points off the Bench.....	Nuni Omot (30) at Kansas State (3/3/18)
Scored 25 Points off the Bench.....	Terry Maston (25) vs. Mississippi State (3/18/18)
Scored 20 Points off the Bench.....	Devonte Bando (22) vs. West Virginia (2/23/19)
Made 5+ 3-pointers in a 1st Half.....	King McClure (6-7) at Oklahoma State (1/14/19)
Made 5+ 3-pointers in a 2nd Half.....	Makai Mason (6-8) vs. TCU (2/2/19)
Had 20 Rebounds.....	Jo Lual-Acuil Jr. (20) vs. Savannah State (12/17/17)
Had 15 Rebounds.....	Freddie Gillespie (17) at TCU (2/29/20)
Had 8+ Offensive Rebounds.....	Freddie Gillespie (8) vs. Texas Tech (3/2/20)
Had 9+ Offensive Rebounds.....	Mark Vital (9) at Arizona (12/15/18)
Had 12 Rebounds in a Half.....	Johnathan Motley (14 in 2nd half) vs. Texas (1/17/17)
Had 10 Rebounds in a Half.....	King McClure (10 in 1st half) vs. George Mason (11/24/18)
Had 10 Assists.....	Davion Mitchell (10) vs. Kansas State (2/25/20)
Had 10+ Assists and 0 Turnovers.....	Jake Lindsey (11 AST/0 TO) vs. Kansas State (3/9/17)
Had 5 Blocked Shots.....	Freddie Gillespie (6) vs. TCU (2/1/20)
Had 6 Blocked Shots.....	Freddie Gillespie (6) vs. TCU (2/1/20)
Had 7 Blocked Shots.....	Jo Lual-Acuil Jr. (7) vs. Oklahoma (2/21/17)
Had 5 Steals.....	Jared Butler (5) vs. Ohio (11/21/19)
Had 6 Steals.....	Lester Medford (7) vs. Savannah State (11/23/15)
Played 40+ Minutes.....	Devonte Bando (43), Davion Mitchell (41), Jared Butler (40) vs. TTU (3/2/20)
Played 45+ Minutes.....	Jo Lual-Acuil Jr. (48) & Manu Lecomte (46) at Texas (2/12/18)
Made a Game-Winning Shot.....	Terry Maston (2FG) vs. Texas Tech, 59-57 (2/17/18)
Made a Game-Winning Shot in Final 10 Seconds.....	Jo Lual-Acuil Jr. (Dunk) at Texas, 74-73 2ot (2/12/18)
Made a Game-Winning Shot at Buzzer.....	Lester Medford (3FG) at Texas Tech, 63-60 (1/16/16)
Made a Game-Winning FT in Final 10 Seconds.....	Mario Kegler vs. Texas, 84-83 OT (2/29/19)

**THE LAST TIME A BAYLOR OPPONENT...**

Scored 100 Points.....	102 at Kansas (1/2/16)
Scored 90 Points.....	90 vs. Kansas State (1/22/18)
Scored Fewer than 50 Points at Home.....	45 at Texas (2/10/20)
Scored Fewer than 50 Points on the Road.....	44 vs. Texas (1/4/20)
Scored Fewer than 40 Points.....	39 vs. McNeese State (11/14/14)
Won by 30 Points.....	40 at Oklahoma (1/20/07)
Shot 65 pct from floor.....	66.1 (39-59) at Oklahoma (2/26/05)
Shot 60 pct from floor.....	62.0 (31-50) vs. Oklahoma (1/23/16)
Shot less than 25 pct from floor.....	23.4 (11-47) vs. Prairie View A&M (12/2/15)
Shot 55 pct from 3FG.....	55.7 (15-27) vs. Texas (2/27/19)
Shot less than 15 pct from 3FG.....	14.3 (2-14) vs. George Mason (11/24/18)
Made 15 3-point field goals.....	15 vs. Texas (2/27/19)
Shot 95 pct from FT line.....	95.7 (22-23) at Ole Miss (1/28/17)
Shot less than 50 pct from FT line.....	33.3 (5-15) vs. Texas (1/4/20)
Had 50 Rebounds.....	62 vs. Wake Forest (Anaheim) (11/30/08)
Had fewer than 20 Rebounds.....	18 vs. Oregon (12/21/18)
Had 20 Offensive Rebounds.....	20 vs. Wagner (3/13/18)
Had 25 Assists.....	29 vs. Oklahoma (1/23/16)
Had 20 Turnovers.....	20 vs. Texas Tech (3/2/20)
Had fewer than 5 Turnovers.....	4 at West Virginia (2/22/14)
Had 13 Steals.....	15 at West Virginia (1/10/17)
Had 12 Steals.....	12 vs. West Virginia (3/9/17)
Had 12+ Blocked Shots.....	13 vs. West Virginia (2/20/18)
Had 10+ Blocked Shots.....	10 at Kansas (11/1/20)
Had no Blocked Shots.....	at Oklahoma State (2/8/17)
Had two 20-point scorers.....	Desmond Bane (23), PJ Fuller (21) at TCU (2/29/20)
Had three 20-point scorers.....	Abdel Nader (26), Georges Niang (24), Monte Morris (20) vs. Iowa State (2/16/16)
Had five double-figure scorers.....	vs. Oklahoma State (2/8/20)
Had four 15+ point scorers.....	at Texas (2/12/18)
Had no double-figure scorers.....	vs. Iowa State (1/15/20)
Had two double-figure rebounders.....	Kenrich Williams (12), Vlad Brodziansky (10) at TCU (1/21/17)
Scored 50-plus points in 1st half.....	51 at Texas A&M (12/19/15)
Scored 50-plus points in 2nd half.....	52 at West Virginia (3/7/20)
Scored 20 points or fewer in 1st half.....	16 at Texas (2/8/20)
Scored 20 points or fewer in 2nd half.....	20 vs. Texas (1/6/18)
Failed to make a 3FG.....	vs. Oklahoma, 0-12 (2/25/12)

**THE LAST TIME A BAYLOR OPPOSING PLAYER**

Scored 30 Points.....	Brandon Clarke (36) vs. Gonzaga (3/23/19)
Had 20 Rebounds.....	Jamahl Mosley (20) vs. Colorado (Kansas City) (3/8/01)
Had 15 Rebounds.....	Udoka Azubuike (19) vs. Kansas (2/22/20)
Had 10 Assists.....	Courtney Ramey (10) vs. Texas (2/27/19)
Had 8 Turnovers.....	Trae Young (8) vs. Oklahoma (2/27/18)
Had 7 Turnovers.....	Jarrett Culver (7) vs. Texas Tech (1/19/19)
Had 8 Blocked Shots.....	Sagaba Konate (9) vs. West Virginia (2/20/18)
Had 7 Blocked Shots.....	Udoka Azubuike (7) at Kansas (1/11/20)
Had 6 Blocked Shots.....	Kevin Samuel (6) vs. TCU (2/1/20)
Had 5 Steals.....	Dedric Lawson (5) vs. Kansas (1/12/19)
Had 6 Steals.....	Jevon Carter (6) vs. West Virginia (3/9/18)



## 2019-20 INDIVIDUAL SUPERLATIVES

CATEGORY	BAYLOR	OPPONENT
Points Scored	30, Jared Butler vs. Central Arkansas (11/5)	27, Collin Gillespie vs. Villanova (11/24)
Field Goals Made	10, Jared Butler vs. Central Arkansas (11/5)	11, Udoka Azubuike vs. Kansas (2/22)
FGs Attempted	21, Jared Butler at TCU (2/29)	24, Kamar Baldwin vs. Butler (12/10)
Highest FG % (min 5 made)	.857 (6-7), Freddie Gillespie vs. Central Arkansas (11/5) .857 (6-7), Matthew Mayer vs. Kansas State (2/25)	.846 (11-13), Udoka Azubuike vs. Kansas (2/22)
3-Point FGs Made	8, Jared Butler vs. Central Arkansas (11/5)	5, five players
3-Point FGs Attempted	13, Jared Butler at Oklahoma (2/18)	12, Parker Stewart vs. UT Martin (12/18)
3-Point FG % (min 5 att)	.800 (4-5), Jared Butler vs. Kansas State (2/25) .800 (4-5), Devonte Bando vs. Texas Tech (3/2)	.667 (4-6), Nahziah Carter vs. Washington (11/8) .667 (4-6), Sean McDermott vs. Butler (12/10) .667 (4-6), Cameron McGriff at Oklahoma State (1/18)
Free Throws Made	9, MaCio Teague vs. Arizona (12/7) & vs. Texas (1/4)	9, Chase Jeter vs. Arizona (12/7) 9, Tyrese Haliburton at Iowa State (1/29)
Free Throws Attempted	10, MaCio Teague vs. Arizona (12/7) 10, Davion Mitchell vs. Oklahoma State (2/8) 10, Jared Butler at West Virginia (3/7)	10, Chase Jeter vs. Arizona (12/7)
Free Throw % (min 7 att)	1.000 (9-9), MaCio Teague vs. Texas (1/4)	1.000 (9-9), Tyrese Haliburton at Iowa State (1/29) 1.000 (8-8), Nico Mannion vs. Arizona (12/7)
Offensive Rebounds	8, Freddie Gillespie at TCU (2/29) & vs. TTU (3/2)	7, Oscar Tshiebwe vs. West Virginia (2/15)
Defensive Rebounds	10, Freddie Gillespie vs. UMES (12/3) & vs. Arizona (12/7)	14, Udoka Azubuike vs. Kansas (2/22)
Total Rebounds	17, Freddie Gillespie at TCU (2/29)	19, Udoka Azubuike vs. Kansas (2/22)
Assists	10, Davion Mitchell vs. Kansas State (2/25)	9, Quade Green vs. Washington (11/8) 9, Tyrese Haliburton vs. Iowa State (1/15)
Turnovers	5, Jared Butler vs. UT Martin (12/18) & at KSU (2/3) 5, Davion Mitchell at Texas (2/10) & vs. WVU (2/15) 5, Devonte Bando vs. West Virginia (2/15)	6, Jason Preston vs. Ohio (11/21) 6, Parker Stewart vs. UT Martin (12/18) 6, PJ Fuller at TCU (2/29)
Blocked Shots	6, Freddie Gillespie vs. TCU (2/1)	7, Udoka Azubuike at Kansas (1/11)
Steals	5, Jared Butler vs. Ohio (11/21)	4, four times
Minutes Played	43, Devonte Bando vs. Texas Tech (3/2)	40, Tyrese Haliburton vs. Iowa State (1/15) & at Iowa State (1/29)
Fouls Drawn	9, Davion Mitchell vs. Oklahoma State (2/8) 9, Jared Butler at West Virginia (3/7)	7, five times

## 2019-20 TEAM SUPERLATIVES

BAYLOR HIGH	BAYLOR LOW	CATEGORY	OPPONENT HIGH	OPPONENT LOW
105 vs. Central Arkansas (11/5)	52 at Texas (2/10)	Points Scored	78 vs. Villanova (11/24)	44 vs. Texas (1/4)
53 vs. Central Arkansas (11/5)	21 at Texas Tech (1/7)	Points, 1st Half	41 vs. Villanova (11/24)	16 at Texas (2/10)
53 vs. UT Martin (12/18)	19 vs. Butler (12/10)	Points, 2nd Half	54 at TCU (2/29)	21 vs. Texas (1/4)
11 vs. Texas Tech (3/2)	11 vs. Texas Tech (3/2)	Points/Overtime	8 vs. Texas Tech (3/2)	8 vs. Texas Tech (3/2)
40 vs. Central Arkansas (11/5)	17 vs. Arizona (12/7) & at Texas (2/10)	Field Goals Made	28 vs. Villanova (11/24)	14 vs. Arizona (12/7)
71 vs. Central Arkansas (11/5)	48 at Kansas State (2/3)	Field Goal Attempts	64 vs. UMES (12/3)	45 at Coastal Carolina (11/22)
.563 (40-71) vs. UCA (11/5)	.304 (17-56) vs. Arizona (12/7)	FG Percentage	.519 (28-54) vs. Villanova (11/24)	.266 (17-64) vs. UMES (12/3)
18 vs. Central Arkansas (11/5)	4, five times	3-Point FGs Made	10 at Oklahoma State (1/18)	2 vs. Arizona (12/7)
33 vs. Central Arkansas (11/5)	13 at Texas Tech (1/7)	3-Point FG Attempts	29 vs. Ohio (11/21)	11 at West Virginia (3/7)
.579 (11-19) vs. Villanova (11/24)	.200 (4-20) at Iowa State (1/29)	3-Point FG Percentage	.643 (9-14) at Coastal Carolina (11/22)	.111 (2-18) vs. Arizona (12/7)
23 vs. Arizona (12/7)	5, four times	Free Throws Made	28 vs. Arizona (12/7)	3 vs. Iowa State (1/15)
33 vs. Oklahoma State (2/8)	7 at Kansas (1/11) & at OU (2/18)	Free Throw Attempts	34 vs. Arizona (12/7) & at WVU (3/7)	6 vs. Iowa State (1/15)
.938 (15-16) at Florida (1/25)	.455 (5-11) vs. Butler (12/10)	Free Throw Percentage	.867 (13-15) at Iowa State (1/29)	.333 (5-15) vs. Texas (1/4)
19 vs. Texas (1/4)	7 at Kansas (1/11)	Offensive Rebounds	19 vs. UT Martin (12/18)	5 vs. Washington (11/8)
38 vs. Central Arkansas (11/5)	15 at CCU (11/22) & vs. OSU (2/8)	Defensive Rebounds	29 vs. Washington (11/8)	15 at Texas Tech (1/7)
52 vs. UMES (12/3)	26 at Coastal Carolina (11/22)	Total Rebounds	42 at West Virginia (3/7)	25 at Texas Tech (1/7)
25 vs. Central Arkansas (11/5)	6 vs. Texas (1/4) & at Texas Tech (1/7)	Assists	18 vs. Texas Tech (3/2)	7, five times
20 at TTU (1/7) & vs. WVU (2/15)	5 vs. Villanova (11/24) & at Kansas (1/11)	Turnovers	22 at CCU (11/22) & vs. WVU (2/15)	7 at Florida (1/25)
9 vs. Arizona (12/7)	1 at CCU (11/22) & at K-State (2/3)	Blocked Shots	11 vs. Washington (11/8)	1 at Kansas State (2/3)
15 vs. Texas State (11/15)	3 at Florida (1/25)	Steals	11 at West Virginia (3/7)	2 vs. Texas (1/4)
28 at West Virginia (3/7)	10 vs. Texas State (11/15)	Fouls	31 vs. Oklahoma State (2/8)	10 at Kansas (1/11)



2019-20

26-4

BIG 12

15-3

AP

5th

COACHES

5th

NET

5th

BAYLOR vs. TCU -or- K-State | GAME 31  
March 12, 2020 (Kansas City, Mo. / Sprint Center)

# Baylor Broadcast Notes

0



## Flo Thamba

F • 6-10 • 245 • So. • Kinshasa, Congo

	MIN	PTS	REB	BLK	FG%	3FG%	FT%
SEA	9.1	2.3	2.2	0.7	.481	.000	.567
B12	6.9	1.0	1.2	0.6	.333	.000	.625
CAR	9.7	1.9	2.2	0.7	.515	.000	.550

- Sophomore big man with 7-foot-6 wingspan, originally from Democratic Republic of the Congo
- Has come off bench in 19 of 30 games this season, totaling 43 points and 42 rebounds in 157 minutes
- Played 38 minutes off bench over last 3 Big 12 games played (when Tristan Clark was out)
- Born in Congo, lived in England, France and South Africa, emigrated to United States in 2014
- Averaged 14.0 points, 10.0 rebounds and 1.5 blocks as senior at Mountain Mission School in Grundy, Va.

2



## Devonte Bando

G • 6-1 • 185 • Sr. • Mississauga, Ontario

	MIN	PTS	REB	AST	FG%	3FG%	FT%
SEA	25.8	7.6	3.6	1.5	.385	.385	.735
B12	26.0	6.7	3.0	1.3	.331	.339	.682
CAR	23.3	8.0	2.8	1.4	.418	.391	.831

- Canadian JuCo transfer guard, 2020 Big 12 Sixth Man Award winner (BU's 5th in 12 yrs since 2009)
- Shooting .385 from 3-point range (40-104), would rank 4th in Big 12 if he met 2.0 3FGM/gm minimum
- Season-high 18 points on Senior Night 3/2 vs. Tech, including game-tying 3FG with 1:40 left
- Sparked comeback at OSU (1/18) with season-high 16 points (14 in 2nd half on 4-4 3FGs, 2-2 FTs)
- Shooting 40% (58-of-146) from 3-point range over 36 career Big 12 games (at least 1 3FG in 27 of 36)

5



## Jordan Turner

G/F • 6-7 • 195 • Fr. • Houston, Texas

	MIN	PTS	REB	AST	FG%	3FG%	FT%
SEA	-	-	-	-	-	-	-
B12	-	-	-	-	-	-	-
CAR	-	-	-	-	-	-	-

- Freshman wing from Houston, attended Sunrise Christian in Bel Aire, Kan. for final 2 prep seasons
- Expected to redshirt during 2019-20 season and participate on practice squad
- Ranked No. 11 recruit in Texas and No. 24 SF nationally in 2019 signing class by ESPN
- Played first two prep seasons at Global Learning Village in Houston
- Twin brother, Jalyn, is freshman on Central Oklahoma basketball squad

11



## Mark Vital (VYE-tuhl)

G/F • 6-5 • 230 • R.Jr. • Lake Charles, La.

	MIN	PTS	REB	AST	FG%	3FG%	FT%
SEA	26.0	6.1	6.2	1.8	.459	.118	.418
B12	27.0	5.7	6.6	2.0	.461	.000	.375
CAR	25.9	6.7	6.4	2.0	.468	.143	.495

- Semifinalist for Naismith Trophy Defensive Player of Year (joining teammate Davion Mitchell)
- Third-Team All-Big 12, unanimous Big 12 All-Defensive Team selection (2nd year on defensive team)
- Filled stat sheet with 8 pts, 9 rebs, season-high 7 assists at Iowa State (1/29)
- 2019 HM All-Big 12 and All-Defensive; ranked 7th nationally and led B12 in offensive reb. (3.56/gm)
- Committed to Baylor in September 2013, more than 2 years before signing day

12



## Jared Butler

G • 6-3 • 190 • So. • Reserve, La.

	MIN	PTS	REB	AST	FG%	3FG%	FT%
SEA	30.4	16.0	3.2	3.1	.421	.381	.775
B12	31.4	15.3	3.7	3.1	.393	.336	.685
CAR	28.5	12.9	3.2	2.9	.410	.367	.783

- Sophomore, started last 50 games; made 3FG in 46 of 50 since becoming starter (39% on 3FGs; 130-336)
- Led team in scoring in 17 of 30 games this year after doing so in 6 of 34 games last season
- 3rd-Team All-America & 1st-Team All-B12 – first BU underclassman to earn A-A since Terry Teagle 1980
- Scored 16+ pts in last 7 games (18.1 ppg) while shooting 43% (22-of-51) from 3-point range
- B12 Ranks: 3rd PPG (16.0), 2nd 3FGs (2.6), 6th 3FG% (.381), 7th steals (1.6), 10th assists (3.1)

13



## Jackson Moffatt

G/F • 6-6 • 210 • R.Fr. • Magnolia, Texas

	MIN	PTS	REB	AST	FG%	3FG%	FT%
SEA	2.0	0.0	0.2	0.0	.000	.000	.000
B12	1.0	0.0	0.0	0.0	.000	.000	.000
CAR	2.0	0.0	0.2	0.0	.000	.000	.000

- Redshirt freshman walk-on wing from Magnolia High School, played on practice squad last season
- Has appeared in 6 games this season, totaling 1 rebound and 1 steal in 13 minutes
- Scored 2,066 points during prep career, becoming Magnolia's all-time leading scorer
- 3-time first-team All-District 20-5A honoree and 2-time TABC All-Region selection
- Holds MHS record for single-game scoring with 45-point game

15



## Obim Okeke (OH-bihm OH-kay-kay)

G • 6-0 • 225 • Sr. • Las Vegas, Nev.

	MIN	PTS	REB	AST	FG%	3FG%	FT%
SEA	3.0	0.1	0.6	0.6	.000	.000	.500
B12	2.0	0.3	0.0	0.0	.000	.000	.500
CAR	3.2	0.6	0.4	0.3	.185	.130	.500

- Former walk-on guard, played 3 seasons on BU Football team, switched to MBB after 2017 FB season
- Has appeared 8 times this season, totaling 1 point, 5 assists, 5 rebounds and 1 steal in 25 minutes
- Came off bench to play in 9 games last season, totaling 10 points in 32 minutes of action
- Played in 5 football games over 2016-17 seasons as running back and kick returner
- Won 5 state titles at Bishop Gorman HS, 3 in basketball and 2 in football

24



## Matthew Mayer (MYE-er)

G/F • 6-9 • 210 • So. • Austin, Texas

	MIN	PTS	REB	AST	FG%	3FG%	FT%
SEA	11.6	4.8	1.9	0.8	.422	.378	.690
B12	12.7	5.1	2.1	0.8	.413	.310	.810
CAR	11.7	4.7	2.0	0.8	.372	.336	.671

- Sophomore wing with length, range and quick release, provides instant offense off bench
- Last 7 Games: 8.9 ppg in 15.6 mpg, shooting 56% (24-43), including 70% on 2-point FGs (19-27)
- Has 10 career games with 10+ pts off bench, including 3 of last 7 games (13-WVU, 10-KU, 19-KSU)
- Has come off bench in all 30 games this year; 15.6 mpg in last 7 games, up from 10.4 mpg prior
- 4-star recruit from Austin's Westlake High School, ranked among top-100 recruits nationally in 2018 class

25



## Tristan Clark

F • 6-10 • 245 • Jr. • San Antonio, Texas

	MIN	PTS	REB	AST	FG%	3FG%	FT%
SEA	13.1	4.0	2.4	0.5	.475	.000	.647
B12	10.3	3.3	2.0	0.3	.622	.000	.600
CAR	19.7	7.5	4.2	0.9	.620	.231	.659

- Strong, skilled junior forward; played 16 minutes in season-opener, first action since Jan. 8 (301 days)
- Working way back from knee injury, missed 7 games, but played off bench in 15 of 18 Big 12 games
- Last 11 Games Played: 43 points on 20-of-30 FGs (67%), 24 rebounds, 7 blocks in 124 total minutes
- Led nation with .737 FG pct last year (84-114) until he dropped from minimum 75% of games on Jan. 26
- Career .620 field goal percentage (215-347) is 2nd-best in program history (Josh Lomers .663)

31



## MaCio Teague (may-SEE-oh)

G • 6-3 • 195 • R.Jr. • Cincinnati, Ohio

	MIN	PTS	REB	AST	FG%	3FG%	FT%
SEA	32.6	13.9	4.6	1.9	.400	.355	.848
B12	33.9	13.3	4.4	1.3	.383	.352	.867
CAR	34.1	15.4	4.5	2.4	.430	.412	.867

- Redshirt junior (UNC Asheville), named 2nd Team All-Big 12 and unanimous Big 12 All-Newcomer Team
- Led team in scoring with 15+ points in 6 straight games before injury wrist at Texas (2/10)
- Double-figure scoring in 22 of 28 games played this season and 76 of 95 games during collegiate career
- BU is 21-1 when he scores 10+ points (9.5 ppg in 4 losses - 8 vs. UW, 8 vs. KU, 13 at TCU, 9 at WVU)
- Has made a 3FG in 50 of last 53 games; 12 career games with 5+ 3FGs, 38 games with 3+ 3FGs

33



## Freddie Gillespie

F • 6-9 • 245 • R.Sr. • St. Paul, Minn.

	MIN	PTS	REB	BLK	FG%	3FG%	FT%
SEA	28.4	9.6	9.0	2.2	.550	.000	.684
B12	29.2	9.9	9.1	2.3	.543	.000	.650
CAR	23.7	7.6	6.9	1.7	.582	.000	.646

- Former walk-on forward, sat out 2017-18 after transferring from D3 Carleton College in Northfield, Minn.
- Big 12 Most Improved Player award winner, 2nd Team All-Big 12, Big 12 All-Defensive Team
- Leads Big 12 in offensive reb. (4.1), 2nd in double-doubles (11) and double-digit rebound gms (16)
- Nat'l. Ranks: 5th offensive rebounding (4.1), 28th blocks (2.2), 58th rebounding (9.1), 52nd D-Ds (11)
- Played only 16 minutes during 2015-16 freshman season at Carleton, totaling 4 pts, 7 rebs and 2 blocks

45



## Davion Mitchell (DAY-vee-ahn)

G • 6-2 • 195 • RSo. • Hinesville, Ga.

	MIN	PTS	REB	AST	FG%	3FG%	FT%
SEA	32.4	9.9	2.8	3.8	.409	.324	.663
B12	34.0	9.8	3.2	3.9	.410	.350	.667
CAR	24.3	6.6	1.9	2.8	.414	.312	.667

- Semifinalist for Naismith Trophy Defensive Player of Year (joining teammate Mark Vital)
- Big 12 Newcomer of Year, 2nd Team All-Big 12, Big 12 All-Defensive Tm, Big 12 All-Newcomer Tm
- Finished 2nd in Big 12 with 1.61 assist-to-turnover ratio and 4th with 3.9 apg in conference play
- Teams are 38-4 in games in which he's played 20+ minutes (Auburn 12-0, Baylor 26-4)
- Teams are 16-1 in games in which he's scored 10+ points (Auburn 2-0, Baylor 14-1)

Head Coach: Scott Drew (17th season at Baylor)  
 Associate Head Coach: Jerome Tang (17th season at Baylor)  
 Assistant Coach: Alvin Brooks III (4th season at Baylor)  
 Assistant Coach: John Jakus (3rd season at Baylor)

Special Assistant & Director of Player Personnel: Jared Nuness  
 Special Assistant to the Head Coach: Bill Peterson  
 Director of Basketball Operations: Aditya Malhotra  
 Director of Video Operations: Ty Beard  
 Athletic Trainer: Dave Snyder  
 Strength Coach: Charlie Melton