

BAYLOR

BASKETBALL GAME NOTES



Follow **Baylor Basketball** on Twitter, Instagram and Facebook: **@BaylorMBB**

GAME 30



4/4 **BAYLOR** (26-3, 15-2 Big 12) vs. RV/RV **WEST VIRGINIA** (20-10, 8-9 Big 12)

March 7, 2020 • 12:00 p.m. CT • Watch: Big 12 Now on ESPN+ • Listen: ESPN Central Texas & TuneIn App
Morgantown, W.Va. • WVU Coliseum (14,000) • Social Media: @BaylorMBB | #SicEm | #1TGF

MEDIA INFORMATION

TV: Big 12 Now on ESPN+

Talent: Clay Matvick (pxp), Fran Franchilla (analyst)

BU Radio: Baylor-IMG College / ESPN Central Texas

Talent: John Morris (pxp), Pat Nunley (analyst)

Satellite Radio: Sirius 83, XM 83, Internet 83

Social Media: @BaylorMBB | #SicEm | #1TGF

All-Time Series Baylor leads 11-7

Waco Baylor leads 5-3

Morgantown Baylor leads 4-3

Neutral Baylor leads 2-1

Drew Era Baylor leads 11-7

First Meeting 12/23/11 — BU 83-81 *OT* (Las Vegas)

Last Season 1/21/19 — BU 85-73 (Morgantown)

2/23/19 — BU 82-75 (Waco)

This Season 2/15/20 — BU 70-59 (Waco)

2019-20 SCHEDULE & RESULTS

DATE	BU	OPP	OPPONENT	TV	TIME
N5	16/18	—	CENTRAL ARKANSAS	Big 12 Now/ESPN+	W, 105-61
N8	16/18	rv/rv	vs. Washington ¹	ESPN	L, 64-67
N15	24/18	—	TEXAS STATE	Big 12 Now/ESPN+	W, 72-63
N21	24/23	—	vs. Ohio ²	ESPN2	W, 76-53
N22	24/23	—	at Coastal Carolina ²	ESPN2	W, 77-65
N24	24/23	17/15	vs. Villanova ²	ESPN	W, 87-78
D3	18/16	—	MD. EASTERN SHORE	Big 12 Now/ESPN+	W, 78-46
D7	18/16	12/11	ARIZONA	ESPN	W, 63-58
D10	11/11	18/19	BUTLER ³	ESPN2	W, 53-52
D18	10/11	—	vs. UT-Martin ⁴	ESPN	W, 91-63
D30	6/4	—	JACKSON STATE	Big 12 Now/ESPN+	W, 83-57
J4	6/4	—	• TEXAS	ESPN2	W, 59-44
J7	4/4	22/21	• at Texas Tech	ESPN2	W, 57-52
J11	4/4	3/3	• at Kansas	CBS	W, 67-55
J15	2/2	—	• IOWA STATE	Big 12 Now/ESPN+	W, 68-55
J18	2/2	—	• at Oklahoma State	ESPN2	W, 75-68
J20	1/2	—	• OKLAHOMA	ESPN	W, 61-57
J25	1/2	rv/rv	at Florida ⁵	ESPN	W, 72-61
J29	1/1	—	• at Iowa State	ESPN	W, 67-53
F1	1/1	—	• TCU	ESPN2	W, 68-52
F3	1/1	—	• at Kansas State	ESPN2	W, 73-67
F8	1/1	—	• OKLAHOMA STATE	ESPN2	W, 78-70
F10	1/1	—	• at Texas	ESPN	W, 52-45
F15	1/1	14/14	• WEST VIRGINIA	Big 12 Now/ESPN+	W, 70-59
F18	1/1	—	• at Oklahoma	ESPN2	W, 65-54
F22	1/1	3/3	• KANSAS	ESPN	L, 61-64
F25	2/2	—	• KANSAS STATE	Big 12 Now/ESPN+	W, 85-66
F29	2/2	—	• at TCU	ESPN	L, 72-75
M2	4/4	rv/rv	• TEXAS TECH	ESPN	<i>OT</i> W, 71-68
M7	4/4	rv/rv	• at West Virginia	Big 12 Now/ESPN+	12 p.m. TBD
M11-14			Big 12 Championship ⁶	ESPN2/U	TBD

SCHEDULE KEY

1 – Armed Forces Classic (Anchorage); 2 – Myrtle Beach Invitational (Conway, S.C.); 3 – Big East/Big 12 Battle (Waco, Texas); 4 – The Battleground 2k19 (Houston); 5 – Big 12/SEC Challenge (Gainesville, Fla.); 6 – Big 12 Championship (Kansas City)
Rankings: AP/Coaches; All times Central

BAYLOR ATHLETICS COMMUNICATIONS

DAVID KAYE

Assistant AD

254-709-5147 • David_Kaye@baylor.edu

STORY LINES

- No. 4 Baylor plays its regular season finale at West Virginia at noon CT Saturday on ESPN+.
- Baylor looks to tie the Big 12 record for wins in a season (16 by Kansas in 2002, 2012, 2017, 2020).
- BU can become the 4th team in Big 12 history to reach 8 conference road wins (KU 2002, 2017, 2020).
- A win would tie the 3rd-most wins in program history (30 in 2012, 28 in 2010, 27 in 2017).
- A win would guarantee Baylor its best season record in program history (25-5 in 1945-46).
- Baylor is guaranteed to finish with its fewest losses since going 18-6 in 1968-69.
- BU is looking to sweep its school-record 7th Big 12 opponent this season (ISU, KSU, OU, OSU, TTU, UT).
- BU went 14-1 at home this season and trailed by more than 2 points in only two home games.
- Baylor (9-1 in road games) has a chance to reach double-digit road wins for the first time 1946 (13-1).
- Baylor was No. 1 in the AP Top 25 for 5 straight weeks, tying the longest streak since Kentucky in 2015.
- Baylor is on a school-record streak of 9 straight weeks top-5 ranked (previously 6 straight in 2017).
- BU has led by at least 5 points in every game and has built a double-digit lead in 24 of 29 games, while the Bears have trailed by double-digits only 3 times all season (win at OSU, losses vs. Kansas & at TCU).
- Baylor has trailed in the 2nd half only 4 times in 23 games since December 1 (2-2 in those games).
- Baylor (11-1) has the nation's best record in NET Quadrant 1 games (min. 5 games). The Bears join Kansas (11-3) and Seton Hall (10-6) as the nation's only teams with double-digit Quadrant 1 wins.
- Baylor (6-1) has the nation's best record vs. AP Top 25 ranked teams (min. 3 games).
- All 3 of Baylor's losses this season have been by 3 points (vs. Washington, vs. Kansas, at TCU).
- Baylor ranks 6th nationally in scoring defense (59.6) and 13th nationally in scoring margin (+ 11.8).
- Baylor's 59.6 ppg allowed is just shy of the Big 12 scoring defense record (59.4 TAMU in 2007).
- Baylor's 2-point FG% defense ranks 19th nationally (.442) and effective FG% defense ranks 17th (.450).
- BU's 26-3 is its best 29-game mark in program history. BU's best 30-game start is 25-5 in 2012.
- Baylor's streak of 18 consecutive AP polls ranked is 3rd-longest in program history (all since 2010).
- BU has trailed for only 14.7% of game time over 23 total games since December 1 (135:50 of 925:00).
- BU and KU are a combined 15-1 in Big 12 road games, while the rest of the league is a combined 14-55.
- BU has held 8 Big 12 opponents to 55 or fewer points, the program record for most in a single season.
- BU is No. 5 in the NET with 7 top-25 NET wins: No. 1 (road), No. 10, No. 13, No. 17, No. 20, No. 21 (2x).
- Baylor has the nation's most wins and best record (8-1) vs. NET top-30 ranked teams (min. 3 games).
- Baylor's defense has forced 15+ turnovers in 17 of 29 games after doing so in 7 of 34 games last year.
- Baylor has held 5 high-major opponents to their season-low scoring totals – Arizona (58), Butler (52), Texas (44), Texas Tech (52) and Kansas (55). BU has held 26 of 29 opponents below 70 points.
- BU is the only team with 2 Naismith Defensive POY semifinalists (Mark Vital & Davion Mitchell).
- Baylor is the only school with FB, MBB, WBB & VB all ranked. Those teams are a combined 95-9 this year.
- Baylor is playing its 241st game as a ranked team under Drew – BU was ranked in 2 of 2197 games over the program's 97 seasons prior to Drew. Since 2008-09, BU has been ranked in 238 of 420 games.

TEAM INFORMATION

BAYLOR (26-3, 15-2 Big 12)

Ranking	4th — AP, 4th — Coaches
Head Coach	Scott Drew (Butler, 1993)
Career Record	362-223 (18th season)
BU Record	342-212 (17th season)
vs. West Virginia	11-7

WEST VIRGINIA (20-10, 8-9 Big 12)

Ranking	RV-30th — AP, RV-28th — Coaches
Head Coach	Bob Huggins (West Virginia, 1977)
Career Record	880-372 (38th season)
WVU Record	290-161 (13th season)
vs. Baylor	7-11
SID	Bryan Messerly — bryan.messerly@mail.wvu.edu

BAYLOR 2019-20 STATS

#	P	NAME	YR	PPG	RPG	APG	MPG
12	G	Jared Butler	So.	15.8	3.2	3.2	30.3
31	G	MaCio Teague	RJr.	14.1	4.7	1.9	32.5
45	G	Davion Mitchell	RSr.	9.7	2.8	3.9	32.3
33	F	Freddie Gillespie	RSr.	9.7	9.1	2.2*	28.6
2	G	Devonte Bando	Sr.	7.8	3.7	1.6	26.1
11	F	Mark Vital	RJr.	6.0	6.0	1.8	25.8
24	F	Matthew Mayer	So.	4.9	2.0	0.8	11.8
25	F	Tristan Clark	Jr.	4.0	2.4	0.5	13.1
0	F	Flo Thamba	So.	2.3	2.2	0.7*	8.7
15	G	Obim Okeke	Sr.	0.1	0.7	0.7	3.3
13	F	Jackson Moffatt	RFr.	0.0	0.2	0.0	2.0
5	F	Jordan Turner	Fr.	—	—	—	—

* - blocks per game

PRONUNCIATIONS

John JAKUS	JAYK-us
Matthew MAYER	MYE-er
DAVION Mitchell	DAY-vee-ahn
OBIM OKEKE	OH-bihm oh-KAY-kay
Jonathan TCHAMWA TCHATCHOUA	CHAWM-wuh CHAT-chew-wuh
MACIO Teague	may-SEE-oh
Mark VITAL	VYE-tuhl

2019-20 SEASON HONORS

JARED BUTLER
 Wooden Award Last Season Top 20
 Bob Cousy Point Guard of the Year Award Finalist (1 of 10)
 Naismith Trophy Midseason Team (1 of 30)
 Lute Olson Award Midseason Watch List (1 of 30)
 Oscar Robertson Trophy Watch List
 USBWA Oscar Robertson National Player of the Week (Jan. 14)
 Big 12 Player of the Week (Jan. 13)
 Big 12 Player of the Week (Nov. 25)
 Myrtle Beach Invitational MVP
 Academic All-Big 12, Second Team

SCOTT DREW
 Naismith Men's Coach of the Year Semifinalist

FREDDIE GILLESPIE
 Big 12 Player of the Week (Dec. 9)
 CoSIDA Academic All-District 7
 Academic All-Big 12, First Team

DAVION MITCHELL
 Naismith Defensive Player of the Year Semifinalist (1 of 10)

JACKSON MOFFATT
 Academic All-Big 12, First Team

OBIM OKEKE
 Academic All-Big 12, Second Team

MACIO TEAGUE
 Big 12 Newcomer of the Week (Feb. 10)
 Big 12 Newcomer of the Week (Jan. 13)
 Myrtle Beach Invitational All-Tournament Team
 Academic All-Big 12, Second Team

MARK VITAL
 Naismith Defensive Player of the Year Semifinalist (1 of 10)
 Captain of Seth Davis' 21st-annual All-Glue Team

BAYLOR IN THE RANKINGS

WEEK	W/L	AP	COACHES
Preseason	0-0	16th (523)	18th (228)
Nov. 11	1-1	24th (179)	18th (228)
Nov. 18	2-1	24th (179)	23rd (111)
Nov. 25	5-1	19th (450)	18th (223)
Dec. 2	5-1	18th (466)	16th (269)
Dec. 9	7-1	11th (872)	11th (438)
Dec. 16	8-1	10th (1062)	11th (513)
Dec. 23	9-1	7th (1207)	6th (594)
Dec. 30	9-1	6th (1267)	4th (639)
Jan. 6	11-1	4th (1386)	4th (670)
Jan. 13	13-1	2nd (1567; 31)	2nd (764; 10)
Jan. 20	15-1	1st (1591; 33)	2nd (780; 13)
Jan. 27	17-1	1st (1578; 44)	1st (782; 15)
Feb. 3	19-1	1st (1608; 49)	1st (787; 19)
Feb. 10	21-1	1st (1583; 48)	1st (786; 19)
Feb. 17	23-1	1st (1559; 48)	1st (788; 21)
Feb. 24	24-2	2nd (1532; 2)	2nd (760; 2)
March 2	25-3	4th (1395)	4th (694)

QUICK HITS

- Baylor's 23-game winning streak was the longest ever by a Big 12 team (previously 22 by 1996-97 KU).
- BU's 13-game conference winning streak was the longest in school history (previously 11 in 1946 SWC).
- Baylor has won 20+ games in 11 of the last 13 seasons after recording only three 20-win seasons in the previous 100 years of Baylor Basketball (1946, 1948, 1988).
- Baylor is 51-5 when leading at halftime over the last 3 seasons since 2017-18 (21-2 this season).
- Baylor has won 89% of its games when leading at the half since 2011-12 (169-21).
- BU is 114-22 since 2015-16 when leading at any point in the 2nd half of a game (26-2 this season).
- Baylor is 217-96 over the last 9 seasons, averaging 24 wins per season since 2012.
- Baylor's 217 wins since 2011-12 are second-most in the Big 12 behind only Kansas (263).
- Baylor is 308-143 since 2007-08, the first year Drew's staff had a full allotment of scholarships.
- BU returned 8 letterwinners from last season, including 5 players who made at least 7 starts – **Mark Vital** (34), **Jared Butler** (21), **Tristan Clark** (14), **Freddie Gillespie** (11) and **Devonte Bando** (7).
- Baylor returned 9 players with at least 26 games of Division I experience, including a pair of transfers who are now starters after sitting out last season – **Davion Mitchell** and **MaCio Teague**.
- Eight of Baylor's 14 players either have used or are currently using a redshirt year. Five after transferring to BU – Flagler, Gillespie, Mitchell, Tchamwa Tchatchoua and Teague, and three as freshmen – Moffatt, Turner and Vital.
- Eight of Baylor's nine starting point guards under Drew have earned All-Big recognition (14 of last 15 seasons).
- The Bears are one of 11 programs nationally (1 of 6 in Power-5) to win 18+ games in every year since 2008.
- Baylor is 1 of 14 teams nationally to appear in every postseason since 2012 (6 NAAs, 2 NITs).
- Baylor has the nation's 10th-longest active streak with at least one 3-point FG made in 932 straight games – the last time Baylor failed to make a 3-pointer was more than 29 years ago, on Feb. 21, 1990 vs. Texas Tech (0-8).
- BU is 6-1 all-time in Big 12/SEC Challenges, the best record of any team in either league. Combined with a 3-1 mark in the Big 12/Pac-10 Series and 1-0 in the Big 12/Big East Battle, Baylor is 10-2 in conference challenges.
- Baylor has won 6 tournament titles under **Drew** (2007 Paradise Jam, 2011 Las Vegas Classic, 2013 NIT, 2016 Battle 4 Atlantis, 2017 Hall of Fame Classic and 2019 Myrtle Beach Invitational).

ONE OF THE GREATEST REBUILDS IN NCAA HISTORY

- **Scott Drew** became Baylor head coach in 2003, starting of one of the greatest rebuilds in NCAA history.
- Drew is 1 of 10 semifinalists for the Naismith Men's Coach of the Year.
- Drew is now in his 17th season at Baylor and is the school's all-time wins leader (342).
- Drew is coaching his 555th game at Baylor (342-212). His .617 winning percentage is best in BU history among coaches with 40+ games, and he's the program's all-time wins leader.
- Baylor has a .683 winning percentage (308-143) since Drew's first year with no scholarship restrictions in 2007-08 and a .693 winning percentage (217-96) over the last 9 seasons since 2011-12.
- Drew (49) is the youngest of 12 coaches nationally to take his current program to four Sweet 16s since 2010.
- Baylor is playing its 241st game as a ranked team in Drew's 17 seasons. BU was ranked in 2 of 2,197 games over the program's first 97 seasons prior to Drew. Since 2008-09, BU has been ranked in 238 of 420 games.
- In Drew's first 16 seasons at Baylor, 42 players have gone on to professional careers.

UP NEXT

- Baylor has clinched a top-2 seed at the Big 12 Championship for the first time and will play a quarterfinal game at either 1:30 p.m. (No. 1 seed) or 6:30 p.m. (No. 2 seed) Thursday at Kansas City's Sprint Center.

2019-20 BAYLOR BASKETBALL ROSTER

NO.	NAME	POS	HT	WT	CL.-EXP.	HOMETOWN/PREVIOUS SCHOOL
0	Flo Thamba	F	6-10	240	So.-1L	Kinshasa, Democratic Republic of Congo/Mountain Mission School
2	Devonte Bando	G	6-3	185	Sr.-1L	Mississauga, Ontario/Faith Baptist HS (Hutchinson [Kan.] CC)
5	Jordan Turner	G/F	6-7	195	Fr.-HS	Houston, Texas/Sunrise Christian
10	Adam Flagler	G	6-3	180	So.-%-TR	Duluth, Ga./Duluth HS (Presbyterian)
11	Mark Vital	G/F	6-5	230	RJr.-^2L	Lake Charles, La./Advanced Prep International
12	Jared Butler	G	6-3	190	So.-1L	Reserve, La./Riverside Academy
13	Jackson Moffatt	G/F	6-6	210	RFr.-SQ	Magnolia, Texas/Magnolia HS
15	Obim Okeke	G	6-0	225	Sr.-1L	Las Vegas, Nev./Bishop Gorman HS
23	Jonathan Tchamwa Tchatchoua	F	6-8	245	So.-%-TR	Douala, Cameroon/NBA Global Academy - Australia (UNLV)
24	Matthew Mayer	G/F	6-9	210	So.-1L	Austin, Texas/Westlake HS
25	Tristan Clark	F	6-10	245	Jr.-2L	San Antonio, Texas/Wagner HS
31	MaCio Teague	G	6-3	195	RJr.-^SQ	Cincinnati, Ohio/Walnut Hills HS (UNC Asheville)
33	Freddie Gillespie	F	6-9	245	RSr.-^1L	St. Paul, Minn./East Ridge HS (Carleton)
45	Davion Mitchell	G	6-2	195	RSo.-^SQ	Hinesville, Ga./Liberty County HS (Auburn)

^ - sat out 2016-17 as redshirt * - sat out 2017-18 as redshirt # - sat out 2018-19 as redshirt % - will sit out 2019-20 as transfer

COACHING & SUPPORT STAFF

Head Coach: Scott Drew (Butler, 1993), 17th season at Baylor (18th season as Division I head coach)
Associate Head Coach: Jerome Tang (Charter Oak State, 2007), 17th season at Baylor
Assistant Coach: Alvin Brooks III (Idaho State, 2002), 4th season at Baylor
Assistant Coach: John Jakus (Trinity International, 1999), 3rd season at Baylor
Special Assistant & Director of Player Development: Jared Nuness (Valparaiso, 2001), 10th season at Baylor
Special Assistant to the Head Coach: Bill Peterson (Eckerd, 1979), 3rd season at Baylor
Director of Basketball Operations: Aditya Malhotra (Baylor, 2006), 7th season at Baylor
Director of Video Operations: Ty Beard (Baylor, 2009), 3rd season at Baylor

POTENTIAL BIG 12 CHAMPIONSHIP

- Baylor needs to win at West Virginia and for Kansas to lose at Texas Tech to win its first conference title since 1950.
- If BU wins the Big 12 title, the Bears will be the No. 1 seed at next week’s Big 12 Championship by virtue of the tiebreaker against Kansas (each team’s record versus the team occupying the highest position in the final regular season standings, and then continuing down through the standings until one team gains an advantage – Texas Tech).
- The best previous record of any team to not win a Big 12 Championship was 13-3 (six times), and the best record by any non-Big 12 champion since the league went to an 18-game schedule in 2012 was 14-4 by Missouri in 2012.

NINE STRAIGHT WEEKS TOP-5 RANKED

- BU is No. 4 in this week’s AP Top 25, extending its school-record streak to 9 straight weeks top-5 ranked.
- Baylor’s 5-week streak at No. 1 was the longest since Kentucky in 2015 and longest by a Texas team since 1968.
- Baylor’s streak of 18 consecutive weeks ranked in the AP Top 25 is the 3rd-longest streak in program history – 25 consecutive polls in 2016-17, 22 in 2011-12 and **18 in 2019-20**.
- Baylor was ranked No. 16 in the preseason AP Top 25 poll, which tied the 2nd-highest preseason ranking in BU history.

SERIES HISTORY

- Saturday is the 19th all-time series meeting, all of which have been played since 2011.
- Baylor won seven of the first eight series meetings, but the Bears are 4-6 vs. WVU since then.
- BU leads the series 11-7, including a 4-3 mark in Morgantown. BU won its first 3 trips to Morgantown, then lost the next 3 visits before getting back on track with an 85-73 win at WVU last season.

LAST TIME VS. WEST VIRGINIA

- Baylor recorded its nation-leading 6th ranked win of the season with a 70-59 win over No. 14 West Virginia on Feb. 15. The Bears won despite missing second-leading scorer MaCio Teague, who sat out with a wrist injury.
- BU jumped out to a 22-7 lead and led by double-digits the rest of the way, including a 53-25 lead with less than 11 minutes remaining. Baylor didn’t allow a West Virginia field goal in the first 9:46 of the second half.
- **Jared Butler** had a game-high 21 points, while **Matthew Mayer** and **Davion Mitchell** added 13 points apiece.
- **Mitchell** had a career-high 9 assists, two more than the entire West Virginia team (7).

MOST CONFERENCE WINS IN PROGRAM HISTORY

- Baylor’s 15 wins in conference play are the most in program history, topping 12-6 in both 2012 and 2017.
- BU is the first team other than Kansas to reach 15 Big 12 wins. The 15 wins are tied for 5th-most in league history.
- The Bears have won double-digit Big 12 games for the 7th time in 11 seasons since 2010 (including 5 of the last 6 years) after not doing so at all in the first 13 years of the Big 12 Conference (1997-2009).
- Baylor has clinched an outright top-2 finish in Big 12 play for the first time. BU’s best previous finish was a tie for 2nd place in 2010 and 2017. The last time BU finished top-2 outright was in 1987 Southwest Conference play.

NATION’S BEST SIX WINS VS. AP TOP 25 TEAMS

- Baylor (6-1) has the nation’s best record vs. AP Top 25 teams (min. 3 games). BU has home wins vs. No. 12 Arizona, No. 14 WVU and No. 18 Butler, a neutral win vs. No. 17 Villanova and road wins at No. 22 Texas Tech and No. 3 Kansas.
- The Bears handed No. 18 Butler its first loss this season – 53-52 in Waco on Dec. 10.
- Baylor has held its opponent below 60 points in 5 of 7 games vs. ranked teams – Arizona (58), Butler (52), at Texas Tech (52), at Kansas (55), West Virginia (59). Villanova scored 78 in a Baylor win, and Kansas posted 64 in BU’s loss.
- Baylor led for 82% of game time in the 6 wins (196:15 of 240:00). BU’s largest deficit in any of those games was 6 points – Butler (never trailed), Arizona (2), Villanova (6), at Texas Tech (3), at Kansas (5) and WVU (never trailed).

ELITE DEFENSIVE PERFORMANCES

- BU has held 5 high-major opponents to season-low scoring. BU held Arizona (58), Butler (52), Texas (44), Tech Tech (52) and Kansas (55) to season-lows. BU held ISU (53), TCU (52) and Texas (45) to their 2nd-fewest points.
- The 55 points Baylor limited Kansas to were KU’s fewest at Allen Fieldhouse since 2000.
- The 52 points BU limited Texas Tech to were Tech’s fewest in a home game during the 4-year Chris Beard era.
- The 44 points Baylor held Texas to in Waco were its fewest in any game during the 5-year Shaka Smart era, and the 45 points Baylor limited Texas to in the rematch in Austin were UT’s fewest at home since 1983.
- Iowa State’s 55 points in Waco were the fewest by ISU away from home since 2013.
- Baylor limited Iowa State to 53 points in Ames, the Cyclones’ fewest in a Big 12 home game since Feb. 21, 2009.

A WIN WOULD ...

- Be a 16th Big 12 win, tying the Big 12 record for most wins in a season (KU in 2002, 2012, 2017, 2020).
- Guarantee Baylor its fewest losses in a season since going 25-5 in 1945-46 and its best winning percentage in program history (topping 25-5 in 1945-46).
- Tie the 3rd-most wins in program history with 27, trailing only 30 in 2012 and 28 in 2010, matching 27 in 2017.
- Mark the 4th time Baylor has reached the 27-win mark in the last 11 seasons after never doing so previously.
- Improve Baylor’s record against West Virginia to 12-7, including a 5-3 mark in Morgantown.
- Be the best 30-game start in program history at 27-3 (topping 25-5 in 2012).
- Be Drew’s 343rd win at Baylor and improve Baylor’s record to 309-143 since 2007-08.
- Improve Baylor’s record to 30-9 all-time when playing as an AP Top 5 team.



SCOTT DREW
HEAD COACH
17TH SEASON AT BAYLOR

THE DREW FILE

PERSONAL

Birthdate: Oct. 23, 1970
Birthplace: Kansas City, Mo.
Family: Wife, Kelly; daughter Mackenzie, sons Peyton and Brody

EDUCATION

College: Butler, 1993; Valparaiso, 1994 (Master’s)

COACHING EXPERIENCE

1993-01 Valparaiso (assistant coach)
2001-02 Valparaiso (associate head coach)
2002-03 Valparaiso (head coach)
2003-pres. Baylor (head coach)

THE DREW WORKSHEET

YEAR	SCHOOL	OVERALL	CONF.
2002-03	Valparaiso	20-11	12-2
2003-04	Baylor	8-21	3-13
2004-05	Baylor	9-19	1-15
2005-06†	Baylor	4-13	4-12
2006-07	Baylor	15-16	4-12
2007-08	Baylor ¹	21-11	9-7
2008-09	Baylor ²	24-15	5-11
2009-10	Baylor ¹	28-8	11-5
2010-11	Baylor	18-13	7-9
2011-12	Baylor ¹	30-8	12-6
2012-13*	Baylor ²	23-14	9-9
2013-14	Baylor ¹	26-12	9-9
2014-15	Baylor ¹	24-10	11-7
2015-16	Baylor ¹	22-12	10-8
2016-17	Baylor ¹	27-8	12-6
2017-18	Baylor ²	19-15	8-10
2018-19	Baylor ¹	20-14	10-8
2019-20	Baylor	26-3	15-2
TOTAL	18th season	362-223	150-151
BAYLOR	17th season	342-212	138-149

† Baylor played no non-conference schedule due to NCAA sanctions.
* Two of Baylor’s wins were credited to interim head coach Jerome Tang.
¹ NCAA Tournament Appearances | ² NIT Appearances

DREW VS. 2019-20 OPPONENTS

OPPONENT	CAREER
Arizona	2-0
Butler	1-0
Central Arkansas	2-0
Coastal Carolina	1-0
Florida	1-1
Iowa State	16-13
Jackson State	9-0
Kansas	5-25
Kansas State	13-16
Maryland-Eastern Shore	2-0
Ohio	1-0
Oklahoma	14-22
Oklahoma State	19-16
Texas	18-21
TCU	13-4
Texas State	2-0
Texas Tech	20-13
UT-Martin	1-0
Villanova	1-0
Washington	0-1
West Virginia	11-7
CAREER W-L TOTAL	362-222

MISCELLANEOUS STATISTICS

Current Streak.....	Won 1
Current Home Streak.....	Won 2
Current Road/Neutral Streak.....	Lost 1
Last Win.....	March 2 vs. Texas Tech (71-68)
Last Home Win.....	March 2 vs. Texas Tech (71-68)
Last Away Win.....	Feb. 18 at Oklahoma (65-54)
Last Loss.....	Feb. 29 at TCU (72-75)
Last Home Loss.....	Feb. 22 vs. #3 Kansas (61-64)
Last Away Loss.....	Feb. 29 at TCU (72-75)

2019-20 RECORD BY STARTING LINEUP

Mitchell (g), Butler (g), Teague (g), Vital (f), Gillespie (f).....	18-2
Mitchell (g), Butler (g), Teague (g), Clark (f), Gillespie (f).....	5-1
Mitchell (g), Butler (g), Bando (g), Vital (f), Gillespie (f).....	2-0
Mitchell (g), Butler (g), Bando (g), Teague (g), Gillespie (f).....	1-0

RECORD WHEN...

	2019-20		DREW ERA
	ALL	B12	
Leading or tied at halftime	23-2	14-1	277-48
Trailing at halftime	3-1	1-1	67-164
Shoot 50 percent or higher	6-0	2-0	155-12
Shoot lower than 50 percent	20-3	13-2	189-200
Shoot higher pct than opponent	18-0	11-0	295-29
Shoot lower percentage than opp	8-3	4-2	49-183
Opp. shoot lower than 50 percent	23-2	14-1	324-114
Opp. shoot 50 percent or higher	3-1	1-1	20-98
Score fewer than 60 points	4-0	3-0	16-50
Score 60-plus points	22-3	12-2	328-162
Score 70-plus points	15-1	5-1	283-69
Score 80-plus points	5-0	1-0	140-12
Score 90-plus points	2-0	0-0	59-3
Score 100-plus points	1-0	0-0	21-0
Opp. score fewer than 50 points	3-0	2-0	36-1
Opp. score fewer than 60 points	14-0	10-0	129-9
Opp. score fewer than 70 points	24-2	14-1	246-55
Opp. score fewer than 80 points	26-3	15-2	325-143
Opp. score 80-plus points	0-0	0-0	19-69
Opp. score 90-plus points	0-0	0-0	3-19
More rebounds than opponent	15-1	7-1	259-80
Equal/fewer rebounds than opp.	11-2	8-1	85-132
40+ rebounds	8-0	4-0	133-32
Fewer than 40 rebounds	18-3	11-2	211-180
Fewer turnovers than opp.	20-3	12-2	177-69
Equal/more turnovers than opp.	6-0	3-0	167-143
Games decided by 5 or fewer pts	5-3	3-2	72-63
OT games	0-0	0-0	19-5
Games as AP ranked team	26-3	15-2	174-66
Games vs. AP ranked opponents	6-1	3-1	47-100
Games following a loss	4-0	2-0	110-96
Games following a win	22-3	13-2	233-116
More points in paint than opp.	19-1	10-1	243-86
Equal/fewer pts in paint than opp.	7-2	5-1	101-126
More points off TO than opp.	20-3	11-2	210-73
Equal/fewer pts off TO than opp.	6-0	4-0	134-139
More bench points than opp.	16-3	9-2	201-108
Equal/fewer bench points than opp.	10-0	6-0	143-104
More 2nd-chance points than opp.	17-1	11-1	200-110
Equal/fewer 2nd-ch. pts than opp.	9-2	4-1	144-102
Playing in November	5-1	0-0	77-15
Playing in December	5-0	0-0	78-19
Playing in January	8-0	7-0	76-63
Playing in February	7-2	7-2	67-70
Playing in March	1-0	1-0	44-44
Playing in April	0-0	0-0	2-1

SCHOOL-RECORD FIVE BEARS EARN ACADEMIC ALL-BIG 12

- Baylor placed a school-record five players on the Academic All-Big 12 teams, announced Feb. 27 by the league.
- **Freddie Gillespie** and **Jackson Moffatt** earned first-team honors, while **Jared Butler**, **MaCio Teague** and **Obim Okeke** were second-team selections. **Gillespie** is the fifth player in BU history to repeat as a first-teamer.

VITAL AND MITCHELL NAMED NAISMITH DEFENSIVE POY SEMIFINALISTS

- **Mark Vital** and **Davion Mitchell** teamed up to make Baylor the nation's only school with multiple players among the 10 semifinalists for 2020 Naismith Defensive Player of the Year.
- Other semifinalists are Mamadi Diakite (Virginia), Marcus Garrett (Kansas), Romaro Gill (Seton Hall), Jacob Gilyard (Richmond), Ashton Hagans (Kentucky), Tre Jones (Duke), Zavier Simpson (Michigan) and Aaron Thompson (Butler).

SUCCESS ACROSS BAYLOR ATHLETICS DEPARTMENT

- Baylor is the nation's only school with top-25 ranked teams in football, men's and women's basketball and volleyball.
- Those four sports have a combined 95-9 record this season – FB 11-3, MBB 26-3, WBB 28-1, VB 30-2 (thru 3/6/20).
- The BU Volleyball team finished ranked No. 3, advanced to the its first Final Four and won its first Big 12 title.
- Baylor Football finished No. 12 nationally at 11-3. The Bears played in the Big 12 Championship and Sugar Bowl.
- Baylor Men's Basketball is ranked No. 4 nationally at 26-3 with all 3 losses by 3 points (vs. UW, KU, at TCU).
- Baylor Women's Basketball is ranked No. 2 nationally at 28-1 with its lone loss against No. 5 South Carolina.

INDIVIDUAL PLAYER RANKINGS

- **Jared Butler** has led BU in scoring in 16 of 29 games. He ranks top-10 in the Big 12 in scoring (3rd, 15.8), 3FGs (2nd, 2.6/gm), 3FG% (5th, .388), FG% (7th, .420), steals (7th, 1.6), A-TO ratio (9th, 1.33) and assists (10th, 3.2).
- **Freddie Gillespie** ranks top-60 nationally in offensive rebounding (5th; 4.2), blocks per game (27th; 2.2), double-doubles (44th; 11) and rebounds per game (55th; 9.1). He leads the Big 12 in double-digit rebound games (16) and offensive rebounding (4.2), ranks 2nd in double-doubles (11) and 3rd in blocks (2.2) and rebounding (9.1).
- **MaCio Teague** is 8th in the Big 12 in scoring (14.1), 3rd in FT% (.846), 7th in 3FGs (2.2/gm), 9th in 3FG% (.364), 8th in minutes (32.6) and 18th in rebounding (4.7). He leads the league with an .864 FT% in conference play.
- **Mark Vital** ranks 6th in the Big 12 in steals (1.8), 6th in offensive rebounding (2.9) and 12th in rebounding (6.0).
- **Davion Mitchell** ranks 9th in steals (1.5), 3rd in assist-to-turnover ratio (1.77), 6th in assists (3.9) and 11th in minutes (32.3). He ranks 2nd in the Big 12 with 4.1 assists per game and a 1.71 A-TO ratio in conference play.

GILLESPIE GROWING INTO STARTING ROLE

- **Freddie Gillespie** has started 38 of the last 41 games since entering the starting lineup on Feb. 9, 2019 vs. K-State.
- Gillespie did not play in 8 of 9 games immediately preceding Tristan Clark's injury last year, but he joined the rotation for the first game without Clark on Jan. 12, and he became a starter 8 games later (started 9 of final 12 games).
- Gillespie posted career-highs with 18 points, 17 rebounds and 37 minutes in the Feb. 29 game at TCU.
- Gillespie was named Big 12 Player of the Week on Dec. 9 after recording then-career-highs of 17 points, 13 rebounds, 5 blocks and 36 minutes played in the Bears' win over No. 12 Arizona two days prior.
- Gillespie is 2nd in the Big 12 with 11 double-doubles and leads the league with 16 double-digit rebounding games.
- Gillespie ranks top-60 nationally in offensive rebounding (5th; 4.2), blocks (27th; 2.2), double-doubles (44th; 11) and rebounding (55th; 9.1).

BUTLER TAKING OVER

- **Jared Butler** has led Baylor in scoring in 16 of 29 games this season after doing so in 6 of 34 games last year.
- Butler has 7 games with 20+ points this season, including his 2nd career 30-point game – 30 vs. UCA, 22 vs. Villanova, 20 vs. UMES, 22 at Kansas, 20 at K-State, 21 vs. WVU and 22 at Oklahoma.
- Butler ranks top-10 in the Big 12 in scoring (3rd, 15.8), 3-pointers (2nd, 2.6/gm), 3-point percentage (5th, .388), field goal percentage (7th, .420), steals (7th, 1.6), assist-to-turnover ratio (9th, 1.33) and assists (10th, 3.2).
- Butler has scored at least 12 points in 21 of 29 games this season (12+ points in 13 of 34 games last season).
- Butler was named Myrtle Beach Invitational MVP and has twice been Big 12 Player of the Week (Nov. 25, Jan. 13).

TEAGUE CONTINUING STREAKS

- **MaCio Teague** played in 90 consecutive games and made 86 consecutive starts before sitting out two games with a wrist injury. He has started all but 3 games (Nov. 20, 2016, Feb. 18, 2020, Feb. 22, 2020) in his career.
- Teague led Baylor in scoring in 6 straight games (15+ points in each) before injuring his wrist at Texas on Feb. 10.
- Teague has made at least one 3-pointer in 50 of his last 52 games, with the lone exceptions going 0-for-2 at Texas Tech and 0-for-2 vs. Iowa State. He's made multiple 3-pointers in 42 of his last 52 games.
- Teague ranks 8th in the Big 12 in scoring (14.1), 3rd in free throw percentage (.846), 7th in 3-pointers (2.2/gm), 9th in 3-point percentage (.364), 8th in minutes (32.6) and 18th in rebounding (4.7).
- Baylor is 21-1 this season when Teague scores 10+ points. He averaged 9.7 ppg in BU's three losses.

VITAL TO BEARS' SUCCESS

- **Mark Vital** is 1 of 10 Naismith Defensive Player of the Year semifinalists, joining teammate Davion Mitchell.
- He ranks 6th in the Big 12 in steals (1.8), 6th in offensive rebounding (2.9) and 12th in rebounding (6.0).
- Vital scored a season-high 13 points in the Feb. 8 win vs. Oklahoma State.
- Vital did not attempt a field goal in the Feb. 1 win over TCU, but he had a +13 plus-minus in 22 minutes.
- Vital filled the stat sheet in the Jan. 29 win at Iowa State, posting 8 points, 9 rebounds and 7 assists in 31 minutes.
- #GoingVital is being used on Twitter to highlight a momentum-shifting play Vital has made in each game this season.

MITCHELL SETTling INTO STARTING POINT GUARD ROLE

- **Davion Mitchell** has started all 29 games this season after coming off the bench in all 34 games during his freshman season at Auburn (2017-18). He needed only 14 games to pass his freshman season scoring total (126).
- Mitchell has scored in double-figures in 14 of 29 games this season after doing so in 2 of 34 games at Auburn.
- Mitchell has made a 3-pointer in 20 of the last 25 games and is shooting 33% on 3FGs in that stretch (29-of-88). Prior to that stretch, he shot .264 (19-of-72) from downtown over his first 38 collegiate games.
- Mitchell ranks 9th in the Big 12 in steals (1.5), 3rd in assist-to-turnover ratio (1.77) and 6th in assists (3.9).
- Mitchell joined Mark Vital to make BU the only school with two Naismith Defensive Player of the Year semifinalists.
- When Mitchell has played 20+ minutes, his collegiate teams are 37-3 (12-0 at Auburn, 25-3 at Baylor).
- When Mitchell scores 10+ points, his collegiate teams are 16-0 (2-0 at Auburn, 14-0 at Baylor).

LONGEST WINNING STREAK IN BIG 12 HISTORY

- Baylor won 23 straight games from Nov. 15 until the streak was snapped on Feb. 22. That 23-game winning streak was the longest in the Big 12 Conference's 24-year history, topping Kansas' 22-game streak in 1996-97.
- Baylor's 13-game Big 12 winning streak tied the 2nd-longest conference-only streak in league history, trailing only Kansas' 16-0 mark in 2002 and tied with Kansas' 13-0 start in 2010.
- Baylor's 23-game winning streak was the longest in program history (previously 17 in 2011-12).
- The 23-game streak included 6 wins vs. ranked opponents, 9 road games and 3 neutral-site games.

SECOND-MOST WINS AMONG BIG 12 TEAMS SINCE 2011-12

- Baylor's 217-96 record since 2011-12 trails only Kansas (263-63) among Big 12 teams (thru 3/6/20).
- Iowa State (195-111) is 3rd, West Virginia (189-120) is 4th, Kansas State (180-122) is 5th, Oklahoma (179-117) is 6th, Texas (170-134) is 7th, Oklahoma St. (160-135) is 8th, Texas Tech (159-136) is 9th and TCU (152-148) is 10th.
- Baylor has averaged 24 wins per season over the last seven seasons since 2011-12.

BREAKTHROUGH IN BIG 12

- BU is 114-79 in Big 12 play in 11 seasons since 2010 after going 59-149 in the league's first 13 seasons.
- BU is 128-96 in Big 12 play in 13 seasons since 2008 after going 45-131 in the league's first 11 seasons.
- Baylor is 41-39 in Big 12 road games since 2012, second-best in the league behind only Kansas (53-27).
- BU has won 8+ Big 12 games in 9 straight seasons after winning 8+ just 3 times in the league's first 15 years.
- BU has recorded double-digit Big 12 wins in 5 of the last 6 years and 7 of the last 11 seasons.

NON-CONFERENCE HIGHLIGHTS

- The Bears recorded double-digit non-conference wins for the 6th time in the last 7 years this season.
- Baylor is 12-5 vs. the Pac-12 during the Drew era, 11-1 against the Big East during the Drew era and 16-10 against the SEC during the Drew era, including 11-5 since 2012-13 and 6-1 in the Big 12/SEC Challenge.
- Baylor is 47-11 in games against non-Big 12 teams over the last 4 seasons, including home wins against No. 4 Oregon, No. 7 Xavier, No. 12 Arizona, No. 18 Butler, Oregon and Alabama, neutral site wins vs. No. 10 Louisville, vs. No. 17 Villanova, vs. No. 24 Michigan State, vs. VCU, vs. USC, vs. Wisconsin, vs. Creighton and vs. Syracuse and road wins at Arizona, at Ole Miss and at Florida.

BIG 12'S SECOND-BEST ROAD MARK SINCE 2012

- Baylor is 41-39 in Big 12 road games since 2012, 2nd-best in the league behind only Kansas (53-27) thru 3/6/20.
- BU is 32-30 in Big 12 road games since 2014, which is also second-best in the league behind only Kansas (40-22).

LAST 9 YEARS (2012-PRES.)

Kansas — 53-27
 Baylor — 41-39
 Kansas State — 30-51
 West Virginia — 27-45
 Iowa State — 26-54
 Texas — 24-57
 Oklahoma — 23-57
 Oklahoma State — 21-59
 Texas Tech — 17-64
 TCU — 9-63

LAST 7 YEARS (2014-PRES.)

Kansas — 39-23
 Baylor — 32-30
 West Virginia — 24-39
 Iowa State — 19-43
 Oklahoma — 19-43
 Kansas State — 19-44
 Texas — 19-44
 Texas Tech — 16-47
 Oklahoma State — 15-47
 TCU — 9-54

TWENTY-NINE WINS VS. RANKED TEAMS IN LAST FIVE SEASONS

- Baylor has gone 29-33 against ranked teams since the start of the 2014-15 season (6-1 this season).
- BU is 47-73 against AP-ranked teams since 2007-08 after going 17-122 in the program's first 101 seasons.
- Baylor has won multiple games vs. AP Top 25 teams in each of the last 13 seasons. The Bears have defeated at least five ranked teams in five of the last seven seasons dating back to 2013-14.

EIGHT CONSECUTIVE POSTSEASON BERTHS

- Baylor is on a school-record streak of eight consecutive postseason berths, surpassing the total number of postseason berths in the program's 97 seasons prior to the **Scott Drew** era.
- Baylor is 1 of 14 teams to appear in every postseason since 2012, joining Cincinnati, Duke, Gonzaga, Iona, Kansas, Kentucky, Michigan State, New Mexico State, North Carolina, Oregon, Saint Mary's, Virginia and Wichita State.
- BU earned NCAA Tournament bids in 2012, 2014, 2015, 2016, 2017 and 2019 and NIT bids in 2013 and 2018.
- Baylor has made postseason appearances in 11 of 12 seasons since 2008. Prior to that, Baylor's only postseason berths were in 1946 (NCAA), 1948 (NCAA), 1950 (NCAA), 1987 (NIT), 1988 (NCAA), 1990 (NIT) and 2001 (NIT).
- Baylor is 21-10 in postseason national tournaments during the Drew era after going 3-9 prior to Drew's arrival.

DOUBLE-FIGURE GAMES

POINTS	19-20	CAREER
Jared Butler	24	42
MaCio Teague	22	76 (54 at UNC Asheville)
Freddie Gillespie	16	34 (14 at Carleton)
Davion Mitchell	14	16 (2 at Auburn)
Devonte Bando	9	21
Mark Vital	6	24
Matthew Mayer	5	10
Tristan Clark	1	22
Flo Thamba	1	1

REBOUNDS	19-20	CAREER
Freddie Gillespie	16	27 (9 at Carleton)
Mark Vital	2	11
MaCio Teague	1	4 (3 at UNC Asheville)
Tristan Clark	—	3

DOUBLE-DOUBLES	19-20	CAREER
Freddie Gillespie	11	16 (4 at Carleton)
MaCio Teague	1	4 (3 at UNC Asheville)
Davion Mitchell	1	1
Mark Vital	—	2
Tristan Clark	—	3

20+ POINTS	19-20	CAREER
Jared Butler	7	9
MaCio Teague	3	23 (20 at UNC Asheville)
Tristan Clark	—	2
Devonte Bando	—	2
Freddie Gillespie	—	1 (1 at Carleton)

30+ POINTS	19-20	CAREER
Jared Butler	1	2
MaCio Teague	—	2 (2 at UNC Asheville)

ACTIVE STREAKS**CONSECUTIVE STARTS**

48	Jared Butler
29	Freddie Gillespie, Davion Mitchell
4	MaCio Teague
1	Devonte Bando

CONSECUTIVE GAMES PLAYED

63	Devonte Bando, Jared Butler
63	Davion Mitchell (34 at Auburn)
49	Freddie Gillespie
33	Matthew Mayer
4	MaCio Teague
1	Flo Thamba

CONSECUTIVE GAMES WITH 3-POINTER

12	MaCio Teague
10	Jared Butler
3	Devonte Bando
1	Davion Mitchell, Matthew Mayer

CONSECUTIVE GAMES WITH 10+ POINTS

6	Jared Butler
3	MaCio Teague
1	Devonte Bando

LARGEST LEADS & DEFICITS

	W/L	HALFTIME SCORE	HALFTIME MARGIN	LARGEST LEAD	LARGEST DEFICIT
Central Ark.	W	105-61	+21 (53-32)	+44	—
vs. Washington	L	64-67	+7 (31-24)	+13	-3
Texas State	W	72-63	— (30-30)	+18	-2
vs. Ohio	W	76-53	+13 (36-23)	+24	-7
at CCU	W	77-65	-2 (37-39)	+15	-9
vs. Villanova	W	87-78	-3 (38-41)	+9	-6
UMES	W	78-46	+17 (38-21)	+34	—
Arizona	W	63-58	+11 (35-24)	+18	-2
Butler	W	53-52	+10 (34-24)	+16	—
vs. UT Martin	W	91-63	+8 (38-30)	+36	-1
Jackson St.	W	83-57	+24 (48-24)	+32	-1
Texas	W	59-44	+13 (36-23)	+16	-1
at Texas Tech	W	57-52	+3 (21-18)	+8	-3
at Kansas	W	67-55	+13 (37-24)	+17	-5
Iowa State	W	68-55	+5 (30-25)	+20	-2
at Oklahoma St.	W	75-68	-9 (27-36)	+7	-12
Oklahoma	W	61-57	+11 (35-24)	+11	-1
at Florida	W	72-61	+11 (40-29)	+19	-8
at Iowa State	W	67-53	+7 (33-26)	+20	-5
TCU	W	68-52	+11 (35-24)	+17	-1
at Kansas State	W	73-67	+5 (33-28)	+16	—
Oklahoma State	W	78-70	+9 (35-26)	+15	-1
at Texas	W	52-45	+6 (22-16)	+16	—
West Virginia	W	70-59	+11 (33-22)	+28	—
at Oklahoma	W	65-54	+6 (30-24)	+13	-5
Kansas	L	61-64	-3 (31-34)	+5	-11
Kansas State	W	85-66	+26 (50-24)	+34	—
at TCU	L	72-75	+7 (28-21)	+12	-13
Texas Tech	W	71-68 OT	— (30-30)	+5	-5

GAME TRENDS

	W/L	SCORE	TIME LEADING	TIME TRAILING	TIME TIED
Central Ark.	W	105-61	39:35	—	0:25
vs. Washington	L	64-67	36:27	1:42	1:51
Texas State	W	72-63	33:01	1:57	5:02
vs. Ohio	W	76-53	29:44	5:43	4:33
at CCU	W	77-65	19:07	17:11	3:42
vs. Villanova	W	87-78	20:22	14:22	5:16
UMES	W	78-46	39:40	—	0:20
Arizona	W	63-58	36:01	3:34	0:25
Butler	W	53-52	39:29	—	0:31
vs. UT Martin	W	91-63	39:25	0:13	0:22
Jackson St.	W	83-57	34:26	1:00	4:34
Texas	W	59-44	38:00	1:04	0:56
at Texas Tech	W	57-52	29:59	4:33	5:28
at Kansas	W	67-55	30:46	7:56	1:18
Iowa State	W	68-55	34:05	2:35	3:20
at Oklahoma St.	W	75-68	7:36	30:13	2:11
Oklahoma	W	61-57	37:03	0:26	2:31
at Florida	W	72-61	26:37	10:44	2:39
at Iowa State	W	67-53	35:37	3:35	0:48
TCU	W	68-52	36:48	1:18	1:54
at Kansas State	W	73-67	38:38	—	1:22
Oklahoma State	W	78-70	38:30	0:44	0:46
at Texas	W	52-45	39:22	—	0:38
West Virginia	W	70-59	39:39	—	0:21
at Oklahoma	W	65-54	33:27	4:52	1:41
Kansas	L	61-64	3:02	35:46	1:12
Kansas State	W	85-66	39:06	—	0:54
at TCU	L	72-75	26:39	10:34	2:47
Texas Tech	W	71-68 OT	18:46	15:25	5:49
TOTAL			920:57	175:27	63:36

PROGRAM HIGHLIGHTS

- Drew is in his 17th season at Baylor and is the school’s all-time wins leader (342).
- Baylor has had a nation-leading four players selected in the NBA Draft since 2010 who weren’t ranked in the ESPN100 out of high school — Quincy Acy, Ekpe Udoh, Pierre Jackson and Taurean Prince.
- Drew has graduated 49 players during his Baylor tenure, averaging more than 3 graduates per season.
- The Bears have advanced to postseason play in a school-record eight straight seasons (6 NCAA, 2 NIT).
- Baylor is 23-4 in regular-season tournaments since 2013-14, including 4 regular-season tournament titles.
- Drew has won 20+ games in 11 of the last 13 years — the Bears had 3 seasons of 20+ wins prior to his arrival.

PROTECTING HALFTIME LEADS

- Baylor is 54-5 in its last 59 games when leading at the half, including 21-2 this year, 15-3 in 2019 and 15-0 in 2018.
- Baylor has won 89% of its games (169-21) when leading at the half since 2011-12 (21-2 in 2019-20, 15-3 in 2018-19, 15-0 in 2017-18, 18-3 in 2016-17, 18-2 in 2015-16, 21-7 in 2014-15, 18-2 in 2013-14, 17-1 in 2012-13 and 26-1 in 2011-12).
- BU has won 39% of games in which its been tied or trailing at the half since 2011-12, going 48-75 in those.

POINT GUARDS THRIVE IN DREW’S SYSTEM

- Eight of Baylor’s nine starting point guards during the Scott Drew era have earned All-Big 12 recognition.
- Baylor’s starting point guard has earned All-Big 12 recognition in 14 of 15 seasons since 2004-05.
- Makai Mason (2019), Manu Lecomte (2017, 2018), Lester Medford (2016), Kenny Chery (2014, 2015), Pierre Jackson (2012, 2013), Tweety Carter (2010), Curtis Jerrells (2007, 2008, 2009) and Aaron Bruce (2005, 2006, 2007) have earned All-Big 12 recognition.

FIVE NCAA TOURNAMENT APPEARANCES IN LAST SIX SEASONS

- Baylor appeared in the NCAA Tournament for the fifth time in the last six seasons in 2019.
- BU is 1 of 22 teams (1 of 15 in Power-5) to appear in five NCAA Tournaments since 2014, joining Arizona, Cincinnati, Duke, Gonzaga, Iowa State, Kansas, Kentucky, Michigan, Michigan State, New Mexico State, North Carolina, Oklahoma, Oregon, Providence, Purdue, VCU, Villanova, Virginia, Wichita State, Wisconsin and Xavier.

42 PRO PLAYERS IN DREW ERA

- In Scott Drew’s 16 years at Baylor, 42 of his players have gone on to professional careers.
- Five of Drew’s players were in the NBA last season, and they all graduated from Baylor – Quincy Acy (Suns), Johnathan Motley (Clippers), Royce O’Neale (Jazz), Taurean Prince (Hawks) and Ekpe Udoh (Jazz).
- A complete list of pro players from the Drew era is on page 159 of the 2019-20 men’s basketball media almanac.

PLAYER DEVELOPMENT — FROM UNRANKED TO NBA DRAFT PICKS

- Baylor has had a nation-leading four players selected in the NBA Draft since 2010 who weren’t ranked in the ESPN100 out of high school.
- The only other schools with three such players were Colorado, Marquette, Missouri, New Mexico and Connecticut.
- Baylor developed Quincy Acy, Ekpe Udoh, Pierre Jackson and Taurean Prince into NBA Draft picks after joining the program as unranked recruits.

HISTORY OF DEVELOPMENT WITH REDSHIRTS

- Baylor has a track record of success when redshirting players. Ekpe Udoh, Johnathan Motley, Cory Jefferson, Brady Heslip, Jo Lual-Acuil Jr. and Manu Lecomte have all gone on to professional careers after redshirting.
- Mark Vital, Freddie Gillespie, MaCio Teague and Davion Mitchell have all redshirted while at Baylor.
- Adam Flagler and Jonathan Tchamwa Tchatchoua are both redshirting this season while sitting out to satisfy NCAA transfer rules, while freshman Jordan Turner has elected to redshirt.

OFFENSIVE REBOUNDING BECOMING A BAYLOR STAPLE

- Baylor has ranked top-10 nationally in offensive rebounding percentage in every season since 2013-14, including five times ranked in the nation’s top-4. The Bears only cracked the top-20 once in Drew’s first 10 years.
- Baylor’s 7-year streak is the nation’s best, and West Virginia (6 years) is the only other team with a 3+ year streak.
- The Bears currently rank 7th nationally in offensive rebounding percentage (35.9) in 2019-20.
- Baylor finished ranked No. 2 nationally in 2018-19, No. 9 in 2017-18, No. 3 in 2016-17, No. 4 in 2015-16, No. 1 in 2014-15 and No. 3 in 2013-14. Prior to that top-10 streak, BU’s best rank was No. 16 in 2011-12.

SHORT-HANDED OVERTIME WIN ON SENIOR NIGHT VS. TEXAS TECH

- Baylor started four guards for the first time all season with Mark Vital out, and the Bears played a season-low seven players in a hard-fought 71-68 overtime win against Texas Tech on March 2.
- Neither team led by more than 5 points in the game, which featured 12 lead changes and 14 ties. BU won despite shooting 37% from the field (23-63) while Texas Tech shot 50% (26-52). The Bears forced 20 turnovers.
- Devonte Bando posted a season-high 18 points on his senior night, including a game-tying 3-pointer with 1:40 left.

BEARS DROP FIRST ROAD GAME OF SEASON AT TCU

- Baylor saw its 9-game road winning streak end after TCU rallied from 12 down to win 75-72 in Fort Worth on Feb. 29.
- The Bears led 28-21 at the half and extended to 39-27 with 16:25 left, but TCU went on a 23-10 run to take its first lead of the second half with 8 minutes remaining. BU went back ahead 54-50, but TCU went on an 18-1 run.
- Baylor was led by Freddie Gillespie’s career-highs of 18 points, 17 rebounds and 37 minutes.

BACK ON TRACK WITH OFFENSIVE OUTBURST VS. K-STATE

- Baylor rebounded from its first Big 12 loss by building a 34-point lead in an 85-66 win over K-State on Feb. 25.
- The Bears jumped out to a 50-24 halftime lead and extended it to 68-34 with 11 minutes left. Five Bears scored in double-figures, led by **Matthew Mayer's** career-high 19 points in 20 minutes off the bench.
- Five different Bears made multiple 3-pointers, as the team shot a combined 13-of-28 from long range.
- **Davion Mitchell** (14 points, 10 assists) had his first double-double, and **Freddie Gillespie** (10p/11r) had his 10th.

RECORD-BREAKING STREAK SNAPPED IN LOSS TO NO. 3 KANSAS

- Baylor's Big 12 and school-record 23-game winning streak was snapped in a 64-61 loss to No. 3 Kansas on Feb. 22.
- The Bears hadn't trailed by more than 2 points at home all season entering the game, but after BU jumped out to a 5-0 lead, Kansas answered with a 9-0 run and Baylor couldn't regain the lead the rest of the way.
- **Jared Butler** posted a team-high 19 points, and his potential overtime-forcing 3-pointer at the buzzer came up short.
- BU went 8-of-15 at the free throw line, including misses on the front ends of 1-and-1s three times.

WIN AT OKLAHOMA GIVES BEARS BIG 12 RECORD

- Baylor notched its school-record 23rd straight win with a 65-54 win at Oklahoma on Feb. 18.
- The win gave Baylor the longest winning streak by any team in the Big 12 Conference's 24-year history.
- Baylor also recorded a 13th Big 12 win for the first time and won a school-record 7th Big 12 road game.
- **Jared Butler** had his 7th 20-point game of the season with a game-high 22, while **Mark Vital** added 10 points.

BEARS TOP NO. 14 WEST VIRGINIA FOR 6TH RANKED WIN

- Baylor recorded its nation-leading 6th ranked win of the season with a 70-59 win over No. 14 West Virginia on Feb. 15. The Bears won despite missing second-leading scorer MaCio Teague, who sat out with a wrist injury.
- BU jumped out to a 22-7 lead and led by double-digits the rest of the way, including a 53-25 lead with less than 11 minutes remaining. Baylor didn't allow a West Virginia field goal in the first 9:46 of the second half.
- **Jared Butler** had a game-high 21 points, while **Matthew Mayer** and **Davion Mitchell** added 13 points apiece.
- **Mitchell** had a career-high 9 assists, two more than the entire West Virginia team (7).

BU COMPLETES SWEEP OF LONGHORNS IN DEFENSIVE BATTLE

- Baylor limited Texas to its fewest points at home since 1983 in a 52-45 win in Austin on Feb. 10.
- The Bears led wire-to-wire and won despite shooting just 34% from the field and scoring a season-low 52 points.
- BU took a 22-16 lead at the break, and Texas couldn't cut the deficit closer than 2 points the rest of the way.
- **MaCio Teague** had a game-high 11 points, while **Devonte Bando** added 10 points off the bench.

BEARS PREVAIL IN PHYSICAL BATTLE VS. OKLAHOMA STATE

- Baylor jumped out to an early 24-10 lead and held off a late rally to win 78-70 over Oklahoma State on Feb. 8.
- The teams committed a combined 51 fouls and shot a combined 55 free throws (42 in second half).
- **MaCio Teague** scored a season-high 24 points, including 6-of-6 free throws in the final 14 seconds.
- BU won despite being out-shot 47% to 42% and out-rebounded 38-30 (first time out-rebounded at home this year).
- All five Baylor starters scored in double-figures for the first time since Dec. 9, 2017.

EARLY LEAD ENOUGH AT K-STATE

- Baylor ran out to a 22-6 lead in the first 8 minutes and led wire-to-wire in a 73-67 win at K-State on Feb. 3.
- The Bears battled foul trouble in the first half with three starters picking up 2 fouls apiece, but **Jared Butler**, **MaCio Teague** and **Davion Mitchell** combined for 48 points on 16-of-28 (57%) from the floor.
- Butler had his 5th 20-point game of the season as the Bears snapped a 6-game losing streak to Kansas State.

RECORD-BREAKING WIN VS. TCU

- Baylor broke a school-record by running its winning streak to 18 straight with a 68-52 win over TCU on Feb. 1.
- The game was tied 17-17 with 8 minutes left in the first half, then BU went on a 14-0 run and led by at least 6 points the rest of the game. BU led 60-52 with 3:42 left, then closed the game on an 8-0 run to win 68-52.
- **Freddie Gillespie** had his 8th double-double with 12 points, 11 rebounds and a career-high 6 blocks.

INSIDE GAME PUSHES BEARS TO SEASON SWEEP OF IOWA STATE

- Baylor overcame its worst 3-point shooting game of the season (4-of-20) with strong interior play, knocking off Iowa State 67-53 in Ames on Jan. 29. The Bears out-scored Iowa State 44-22 in points in the paint.
- **Freddie Gillespie** had 12 points, 9 rebounds and 3 blocks, while **Mark Vital** put up 8 points, 9 rebounds and 7 assists. **MaCio Teague** scored a team-high 15 points, while **Devonte Bando** added 12 off the bench.
- The win in Ames was Baylor's 4th in 6 trips to Hilton Coliseum since 2015. BU was 0-12 in Ames prior to 2015.

FOUR GUARDS LEAD BEARS TO BIG 12/SEC CHALLENGE WIN AT FLORIDA

- Baylor avenged its lone loss in 7 all-time Big 12/SEC Challenge games with a 72-61 win at Florida on Jan. 25.
- The Bears returned to Florida two years after suffering their only loss in the Big 12/SEC Challenge in 2018.
- Baylor trailed 17-9 early, but closed the first half on a 31-12 run and led by at least 9 points the rest of the game.
- **Devonte Bando** posted 16 points off the bench, as BU's four guards all scored in double-figures, totaling 54 points.
- Baylor improved to 6-1 in the challenge, the best of any team in either league. The win kept the trophy at the Big 12 office, as BU's victory in the final game of the day secured a 5-5 split, keeping the trophy with last year's winner.

SPECIALTY STATISTICS

[PP - Paint; POT - Turnovers; 2nd - Second chance; BP - Bench]

[BAYLOR-OPPONENT]

OPPONENT	PP	POT	2ND	BP
Central Arkansas	40-26	21-13	21-6	33-8
vs. Washington	14-30	17-12	2-4	17-3
Texas State	32-22	21-17	10-7	16-27
vs. Ohio	34-20	22-9	17-13	13-10
at Coastal Carolina	30-24	19-8	4-10	23-19
vs. Villanova	36-34	13-4	11-11	18-18
UMES	30-16	16-11	11-9	32-25
Arizona	18-22	9-13	9-3	8-9
Butler	24-20	17-7	8-7	14-1
vs. UT Martin	54-26	27-17	11-16	24-23
Jackson State	30-24	28-9	10-15	19-19
Texas	22-26	16-5	21-5	13-11
at Texas Tech	30-24	12-17	14-8	14-5
at Kansas	28-26	21-2	6-12	2-23
Iowa State	34-22	14-5	14-5	5-19
at Oklahoma State	24-20	22-8	15-11	32-22
Oklahoma	24-20	8-11	14-12	14-11
at Florida	20-32	6-12	8-9	21-11
at Iowa State	44-22	18-8	15-7	14-6
TCU	26-20	19-10	11-2	18-16
at Kansas State	28-26	16-13	7-5	11-22
Oklahoma State	28-34	15-14	13-22	4-36
at Texas	22-26	10-10	6-10	14-9
West Virginia	42-14	21-9	6-14	15-35
at Oklahoma	30-20	11-5	10-8	13-7
Kansas	30-42	15-10	8-11	12-8
Kansas State	26-26	18-18	11-9	30-22
at TCU	42-20	19-17	16-10	13-7
Texas Tech	24-28	16-12	16-12	9-23
BAYLOR TOTAL	866	487	325	471
Baylor Average	29.9	16.8	11.2	16.2
OPP TOTAL	736	314	273	455
Opp Average	25.4	10.8	9.4	15.7

GAME-BY-GAME STARTERS

	1	2	3	4	5
Central Ark.	Mitchell	Butler	Teague	Clark	Gillespie
vs. Washington	Mitchell	Butler	Teague	Clark	Gillespie
Texas State	Mitchell	Butler	Teague	Vital	Gillespie
vs. Ohio	Mitchell	Butler	Teague	Clark	Gillespie
at CCU	Mitchell	Butler	Teague	Clark	Gillespie
vs. Villanova	Mitchell	Butler	Teague	Clark	Gillespie
UMES	Mitchell	Butler	Teague	Vital	Gillespie
Arizona	Mitchell	Butler	Teague	Clark	Gillespie
Butler	Mitchell	Butler	Teague	Vital	Gillespie
vs. UT Martin	Mitchell	Butler	Teague	Vital	Gillespie
Jackson State	Mitchell	Butler	Teague	Vital	Gillespie
Texas	Mitchell	Butler	Teague	Vital	Gillespie
at Texas Tech	Mitchell	Butler	Teague	Vital	Gillespie
at Kansas	Mitchell	Butler	Teague	Vital	Gillespie
Iowa State	Mitchell	Butler	Teague	Vital	Gillespie
at Oklahoma St.	Mitchell	Butler	Teague	Vital	Gillespie
Oklahoma	Mitchell	Butler	Teague	Vital	Gillespie
at Florida	Mitchell	Butler	Teague	Vital	Gillespie
at Iowa State	Mitchell	Butler	Teague	Vital	Gillespie
TCU	Mitchell	Butler	Teague	Vital	Gillespie
at Kansas State	Mitchell	Butler	Teague	Vital	Gillespie
Oklahoma State	Mitchell	Butler	Teague	Vital	Gillespie
at Texas	Mitchell	Butler	Teague	Vital	Gillespie
West Virginia	Mitchell	Butler	Bando	Vital	Gillespie
at Oklahoma	Mitchell	Butler	Bando	Vital	Gillespie
Kansas	Mitchell	Butler	Teague	Vital	Gillespie
Kansas State	Mitchell	Butler	Teague	Vital	Gillespie
at TCU	Mitchell	Butler	Teague	Vital	Gillespie
Texas Tech	Mitchell	Butler	Bando	Teague	Gillespie

PARTICIPATION**CAREER STARTS**

93	MaCio Teague (66 at UNC Asheville)
74	Mark Vital
63	Freddie Gillespie (23 at Carleton)
50	Tristan Clark
50	Jared Butler
29	Davion Mitchell
10	Devonte Bando

CAREER GAMES PLAYED (NCAA)

95	Mark Vital
94	MaCio Teague (67 at UNC Asheville)
86	Freddie Gillespie (31 at Carleton)
70	Tristan Clark
63	Davion Mitchell (34 at Auburn)
63	Devonte Bando
63	Jared Butler
62	Matthew Mayer
51	Flo Thamba
23	Obim Okeke
6	Jackson Moffatt

BEARS DEFEAT OKLAHOMA IN FIRST-EVER HOME GAME AS NO. 1-RANKED TEAM

- Baylor took an 11-point halftime lead and led for the final 31 minutes in a 61-57 win over Oklahoma on Jan. 20.
- The Bears led 59-51 with 1:30 remaining, but OU hit consecutive 3-pointers to cut it to 59-57 with 42 seconds remaining. After a Baylor turnover, OU missed a potential go-ahead 3-pointer with 6 seconds left.
- Baylor shot only 35% from the field (22-63), but the Bears improved to 4-0 in games shooting 35% or worse. BU has wins against Arizona (.304), Butler (.350), Texas (.313) and Oklahoma (.349) when shooting .350 or lower.
- **Freddie Gillespie** notched his 7th double-double of the season with 12 points and a career-high 15 rebounds.

BEARS FIGHT BACK FROM 12-POINT DEFICIT TO WIN IN STILLWATER

- Baylor overcame a slow start to win 75-68 in Stillwater on Jan. 18. OSU took a 36-27 lead at the break and led 47-35 with 14 minutes left, but BU went on an 18-4 run to take its first lead of the game.
- The Bears got a season-high 16 points from **Devonte Bando**, including 14 in the 2nd half (4-4 3FGs, 2-2 FTs).
- BU trailed for 30:13 of game time, the first time all season the Bears trailed more than they led (7:36).

SECOND-HALF SURGE LEADS BEARS TO WIN VS. IOWA STATE

- Baylor overcame a slow start to secure a 68-55 win over Iowa State in Waco on Jan. 15. The win extended Baylor's streak to 13 straight wins, and it improved Baylor to 4-0 in Big 12 play for the 4th time in program history.
- BU held all 10 Iowa State players to single-digit scoring, while **Jared Butler's** 19 points led a group of four Bears who reached double-figures. **Freddie Gillespie** had his 6th double-double of the year with 14 points and 11 boards.
- Iowa State's 55 points were its second-fewest this season and its fewest away from home since 2013.

BEARS DITCH MONKEY WITH CONVINCING WIN AT NO. 3 KANSAS

- Baylor broke through for its first win at Kansas (in its 18th attempt) and its first road win against a top-5 team (in its 23rd attempt) by knocking off No. 3 Kansas, 67-55, at Allen Fieldhouse on Jan. 11.
- The 55 points scored by Kansas matched its fewest in a home game since 2000.
- BU trailed 20-15 with 8 minutes left in the first half, then closed the half on a 22-4 run to take a 37-24 lead to the break. Kansas would cut the deficit to 5 points with 13 minutes left, but couldn't get any closer.
- **Jared Butler** scored 10 straight BU points in the final 8 minutes, and BU led by double-digits the rest of the way.

BEARS NOTCH FOURTH RANKED VICTORY AT NO. 22 TEXAS TECH

- Baylor held No. 22 Texas Tech to a season-low 52 points in a 57-52 win in Lubbock on Jan. 7.
- The 52 points were the fewest scored in a home game by a Chris Beard-coached team in his 5-year collegiate career.
- Baylor out-rebounded Texas Tech 44-25, grabbing more of its own misses than Tech (17 offensive rebounds vs. Tech's 15 defensive rebounds) and turning 17 offensive boards into 15 second-chance points.
- **Davion Mitchell** had a team-high 14 points on 6-of-10 from the field. **Mark Vital** had 8 points, 13 rebounds and 3 steals, and **Freddie Gillespie** chipped in 9 points, 10 rebounds (7 offensive) and 2 blocks.

ELITE DEFENSE KEYS WIN IN BIG 12 OPENER VS. TEXAS

- Baylor held Texas to 44 points in a 59-44 victory in both teams' Big 12 opener on Jan. 4 in Waco.
- The 44 points were the fewest by a Shaka Smart-coached team in his 11-year collegiate career and the fewest by any Texas team since scoring 41 vs. Georgetown on Dec. 4, 2012.
- It was the best defensive performance by a BU team in Big 12 play since holding K-State to 42 points in 2015.
- **MaCio Teague** had a game-high 21 points, including 9-of-9 at the free throw line.

BAYLOR BASKETBALL ON THE RADIO

- Baylor basketball is aired live via the Baylor Sports Network from Learfield IMG College on ESPN Central Texas and flagship station 1660AM ESPN Radio (KRZI) in Waco and worldwide on Sirius/XM Radio.
- Games are broadcast by the "Voice of the Bears" John Morris, who was named NSMA 2019 Texas Co-Sportscaster of the Year on Jan. 13, 2020, and former Baylor basketball standout Pat Nunley.
- Morris is in his 36th year doing BU broadcasts (25th full-time), and Nunley is in his 39th season as analyst.
- All of Baylor's games can be heard live on the Internet at www.BaylorBears.com and via the TuneIn App.

SCOTT DREW COACHING TREE

- Three current Division I head coaches took their first DI head coaching jobs after stints on Scott Drew's BU staff.
- Matthew Driscoll is in his 11th season as head coach at North Florida after six seasons as a Baylor assistant.
- Grant McCasland is in his third season as head coach at North Texas. He spent five years as a Baylor assistant before taking over as Arkansas State head coach for one season in 2016-17.
- Paul Mills is in his third season as head coach at Oral Roberts. He was a member of Drew's original Baylor staff in 2003-04 and spent 14 years with Drew, the final eight as an assistant coach.

GRADUATING 91 PERCENT OF SENIORS

- Since **Scott Drew** took over the Baylor Basketball program in 2003, 32 of 35 scholarship players who have played their fourth years of collegiate eligibility under Drew have graduated from Baylor.
- Players recruited by Drew to graduate at Baylor: Tim Bush, Patrick Fields, Aaron Bruce, Mamadou Diene, Delbert Simpson, Curtis Jerrells, Henry Dugat, Kevin Rogers, Tweety Carter, Josh Lomers, Ekpe Udoh, Fred Ellis, Quincy Acy, Anthony Jones, J'mison Morgan, A.J. Walton, Cory Jefferson, Brady Heslip, Gary Franklin, Kenny Chery, Royce O'Neale, Lester Medford, Rico Gathers, Taurean Prince, Al Freeman, Johnathan Motley, Ishmail Wainright, Manu Lecomte, Jo Lual-Acuil Jr., Nuni Omot, Jake Lindsey and King McClure.



2 — DEVONTE BANDO

G • 6-3 • 185 • SR. • 1L

MISSISSAUGA, ONTARIO (HUTCHINSON CC)

SEASON HIGHS

Points: — 18 vs. Texas Tech (3/2/20)
FG: — 6 vs. Central Arkansas (11/5/19)
FGA: — 11 at Iowa State (1/29/20); vs. West Virginia (2/15/20)
3FG: — 4 at Oklahoma State (1/18/20); vs. Texas Tech (3/2/20)
3FGA: — 6, four times
FT: — 4 vs. Texas Tech (3/2/20)
FTA: — 4 vs. Texas Tech (3/2/20)
Rebounds: — 8 vs. UMES (12/3/19); vs. Oklahoma (1/20/20)
Assists: — 5 vs. UT Martin (12/18/19); vs. Oklahoma (1/20/20)
Turnovers: — 5 vs. West Virginia (2/15/20)
Blocks: — 1 vs. Texas State (11/15/19); at Texas (2/10/20)
Steals: — 3 vs. Maryland Eastern Shore (12/3/19)
Minutes Played: — 43 vs. Texas Tech (3/2/20)

CAREER HIGHS

Points: — 25 vs. Southern (11/10/18)
FG: — 7 vs. Southern (11/10/18); vs. West Virginia (2/23/19)
FGA: — 14 vs. West Virginia (2/23/19)
3FG: — 5 vs. Oklahoma (2/11/19)
3FGA: — 10 vs. West Virginia (2/23/19)
FT: — 7 vs. Southern (11/10/18)
FTA: — 7 vs. Southern (11/10/18)
Rebounds: — 8 vs. UMES (12/3/19); vs. Oklahoma (1/20/20)
Assists: — 5 vs. UT Martin (12/18/19); vs. Oklahoma (1/20/20)
Turnovers: — 5 vs. West Virginia (2/15/20)
Blocks: — 1, four times
Steals: — 3 vs. Southern (11/10/18); vs. UMES (12/3/19)
Minutes Played: — 43 vs. Texas Tech (3/2/20)

MISCELLANEOUS

	19-20	CAREER	BU RECORD
Double-Figure Points:	8	20	16-4
20+ Points:	—	2	2-0
5+ Assists:	2	2	2-0
Led team in Points:	2	5	4-1
Led team in Rebounds:	1	3	2-1
Led team in Assists:	2	4	3-1
Led team in Blocks:	—	1	1-0
Led team in Bench Points:	15	28	21-7

BANDOO NOTEBOOK


- Canadian JuCo transfer guard, played two seasons at Hutchinson (Kan.) Community College before joining BU in summer 2018
- Played in all 63 games since joining Baylor program, including 10 starts; has scored in double-figures 21 times
- Shooting .400 from 3-point range (40-of-100), which would rank 4th in Big 12 if he met 2.0 3GFM/gm minimum
- Career 41% 3-point shooter in Big 12 play (58-of-142 in 35 games); has made at least one 3FG in 27 of 35 Big 12 games
- Posted season-high 18 points, including game-tying 3-pointer with 1:40 left, in senior night OT win vs. Texas Tech (3/2/20)
- Tied then-season-high with 16 points in just 24 minutes off bench in Big 12/SEC Challenge win at Florida (1/25/20)
- Sparked comeback win at Oklahoma State (1/18/20) with season-high 16 points off bench (14 in 2nd half on 4-4 3FGs, 2-2 FTs)
- Finished 6th in Big 12 with .395 3-point pct. in 2018-19; improved to .440 3FG% in Big 12 play, which ranked 4th in league
- Scored 14 pts in 7-minute span as BU came from 17 down with 9 min left to beat Texas (2/27/19); game-tying 3FG with 2:01 left
- Posted 22 points, added 4 rebounds and 2 assists in 33 minutes off bench to lead Bears to win vs. West Virginia (2/23/19)
- Led team with 19 points in 29 minutes off bench vs. OU (2/11/19); went 5-of-7 from 3-pt range, including late go-ahead trey
- Made first start at Baylor and had game-highs in points (25), rebounds (6), steals (3) and minutes (34) vs. Southern (11/10/18)
- Scored 1,072 points over 72 games during JuCo career, averaging 14.9 points in 27.1 minutes per game
- Hutchinson went 63-9 in games Bando played; scored in double-figures in 60 of 72 games, including 11 games with 20+ points
- Started 35 games as sophomore at Hutch, averaging 16.6 points, 5.8 rebounds and 2.9 assists in 32.1 minutes per game
- Helped Hutchinson win 2017 NJCAA Division I national title, scoring team-high 22 points in championship game

2019-20 GAME-BY-GAME

OPPONENT	DATE	GS	MIN	FG	3FG	FT	OR-DR-TR	PF	A	T	B	S	PTS
Central Arkansas	11/5		26	6-10	3-4	0-0	1-6-7	2	3	3	0	1	15
vs. Washington	11/8		23	3-7	2-5	1-1	0-3-3	0	3	2	0	0	9
Texas State	11/15		28	4-8	1-4	2-2	2-4-6	2	0	2	1	0	11
vs. Ohio	11/21		20	2-9	0-3	0-0	0-3-3	1	1	0	0	0	4
at Coastal Carolina	11/22		27	3-6	1-4	0-0	1-3-4	0	2	2	0	1	7
vs. #17 Villanova	11/24		24	2-4	1-1	1-2	1-1-2	0	0	0	0	0	6
Maryland-Eastern Shore	12/3		31	5-10	2-3	2-2	4-4-8	1	1	1	0	3	14
#12 Arizona	12/7		27	1-5	1-3	1-2	0-2-2	1	3	2	0	1	4
#18 Butler	12/10		23	4-9	2-5	0-0	1-4-5	0	1	1	0	0	10
vs. UT Martin	12/18		29	3-7	2-4	0-0	1-6-7	0	5	3	0	1	8
Jackson State	12/30		25	2-4	1-2	0-0	1-1-2	3	1	2	0	0	5
Texas	1/4		23	2-7	0-0	0-1	1-3-4	0	0	0	0	0	4
at #22 Texas Tech	1/7		27	3-8	1-2	0-1	1-6-7	3	0	4	0	1	7
at #3 Kansas	1/11		9	0-2	0-1	0-0	0-0-0	1	1	1	0	0	0
Iowa State	1/15		24	1-7	0-3	1-2	1-1-2	1	0	1	0	0	3
at Oklahoma State	1/18		25	5-9	4-6	2-2	0-3-3	0	2	1	0	1	16
Oklahoma	1/20		24	1-4	1-2	2-2	3-5-8	0	5	1	0	0	5
at Florida	1/25		24	5-7	3-4	3-3	0-4-4	4	1	2	0	0	16
at Iowa State	1/29		29	4-11	2-4	2-2	1-2-3	0	1	1	0	0	12
TCU	2/1		24	2-9	1-4	0-0	1-3-4	2	3	1	0	2	5
at Kansas State	2/3		28	2-7	2-6	0-2	2-5-7	1	1	2	0	1	6
Oklahoma State	2/8		26	1-4	0-3	0-0	0-1-1	1	3	1	0	0	2
at Texas	2/10		25	4-6	2-2	0-1	0-1-1	0	0	1	1	1	10
#14 West Virginia	2/15	*	35	4-11	0-6	0-0	0-0-0	2	2	5	0	0	8
at Oklahoma	2/18	*	37	2-9	1-5	2-2	2-4-6	3	0	2	0	1	7
#3 Kansas	2/22		17	0-1	0-0	0-0	0-0-0	0	0	1	0	0	0
Kansas State	2/25		33	2-9	2-6	2-2	0-2-2	3	1	0	0	0	8
at TCU	2/29		21	3-8	1-3	0-0	1-1-2	2	1	0	0	0	7
Texas Tech	3/2	*	43	5-8	4-5	4-4	2-1-3	0	4	3	0	2	18
at West Virginia	3/7												

BANDOO'S CAREER STATS

YEAR	GP-GS	MIN-AVG	FG-A	PCT	3FG-A	PCT	FT-A	PCT	OFF-DEF-TOT	AVG	PF-D	A	TO	B	S	TP	AVG
2018-19 (JR.)	34-7	717-21.1	98-218	.450	51-129	.395	39-43	.907	16-59-75	2.2	38-0	46	40	2	19	286	8.4
2019-20 (SR.)	29-3	757-26.1	81-206	.393	40-100	.400	25-33	.758	27-79-106	3.7	33-0	45	45	2	16	227	7.8
CAREER	63-10	1474-23.4	179-424	.422	91-229	.397	64-76	.842	43-138-181	2.9	71-0	91	85	4	35	513	8.1



12 – JARED BUTLER

G • 6-3 • 190 • SO. • 1L
RESERVE, LA. (RIVERSIDE ACADEMY)

SEASON HIGHS

Points: – 30 vs. Central Arkansas (11/5/19)
FG: – 10 vs. Central Arkansas (11/5/19)
FGA: – 21 at TCU (2/29/20)
3FG: – 8 vs. Central Arkansas (11/5/19)
3FGA: – 13 at Oklahoma (2/18/20)
FT: – 6 vs. Ohio (11/21/19); vs. Arizona (12/7/19)
FTA: – 7 vs. Arizona (12/7/19)
Rebounds: – 9 at TCU (2/29/20)
Assists: – 6, four times
Turnovers: – 5 vs. UT Martin (12/18/19); at Kansas State (2/3/20)
Blocks: – 1, four times
Steals: – 5 vs. Ohio (11/21/19)
Minutes Played: – 40 vs. Texas Tech (3/2/20)

CAREER HIGHS

Points: – 31 at Kansas (3/9/19)
FG: – 10 at Kansas (3/9/19); vs. Central Arkansas (11/5/19)
FGA: – 21 at Kansas (3/9/19); at TCU (2/29/20)
3FG: – 8 vs. Central Arkansas (11/5/19)
3FGA: – 13 at Oklahoma (2/18/20)
FT: – 8 at Kansas (3/9/19)
FTA: – 10 at Kansas (3/9/19)
Rebounds: – 9 at TCU (2/29/20)
Assists: – 6, six times
Turnovers: – 7 at Texas Tech (2/16/19)
Blocks: – 1, seven times
Steals: – 5 vs. Ohio (11/21/19)
Minutes Played: – 40 vs. Texas Tech (3/2/20)

MISCELLANEOUS

	19-20	CAREER	BU RECORD
Double-Figure Points:	24	42	31-11
20+ Points:	7	9	8-1
30+ Points:	1	2	1-1
5+ Assists:	8	15	13-2
Led team in Points:	16	22	16-6
Led team in Rebounds:	–	–	–
Led team in Assists:	8	19	14-5
Led team in Blocks:	2	3	3-0
Led team in Bench Points:	–	6	5-1

BUTLER NOTEBOOK

- Consensus top-100 national recruit, earned 2019 All-Big 12 honorable mention and All-Freshman Team by league’s coaches
- Played in all 63 games during BU career, including starts in last 49 games (started final 20 games of 2018-19 freshman year)
- 2-time Big 12 Player of the Week this season (11/25/19 & 1/14/20); earned Newcomer of the Week once last season (2/25/19)
- Named 2019 Myrtle Beach Invitational MVP after scoring 10 points in final 6 minutes of championship game vs. Villanova
- Posted 16+ points in each of last 6 games, averaging 18.8 ppg and shooting 47% (21-of-45) on 3FGs during 6-game stretch
- Made a 3-pointer in each of last 10 games (42%; 31-of-74), including shooting 47% on 3-pointers over last 6 games (21-of-45)
- Has led team in scoring in 16 of 29 games this season after doing so in 6 of 34 games last year
- Scored 12+ points in 22 of 29 games this year after doing so in 13 of 34 games last season
- 7 games with 20+ pts this season (31 vs. UCA, 22 vs. Villanova, 20 vs. UMES, 22 at Kansas, 20 at K-State, 21 vs. WVU, 22 at OU)
- Big 12 ranks: 3rd scoring (15.8), 2nd 3FGs (2.6), 5th 3FG% (.388), 7th FG% (.420), 8th steals (1.6), 10th assists (3.2)
- Since becoming a starter (49 games): Made at least one 3-pointer in 45 of 49 games, 2+ 3FGs in 34 games, 3+ 3FGs in 23 games
- Scored in double-figures in 39 of 49 games since joining starting lineup after doing so in 3 of first 14 games
- Averaging 21.5 points in 4 career games vs. Kansas (14 in Waco, 31 at KU in 2019; 22 at KU, 19 in Waco in 2020)
- Scored 10 consecutive points in final 8 minutes as Baylor won at No. 3 Kansas for the first time (1/11/20), finished with 22 pts
- Posted 30 points and 5 assists in season-opener vs. UCA (11/5/19), went 8-of-12 on 3FGs, t-6th most 3-pointers in program history
- Exploded for career-high 31 points (including 23 in 2nd half), 6 rebounds and 3 assists in 36 minutes at No. 13 Kansas (3/9/19)
- Posted 15 points (5 in OT) in win vs. Texas (2/27); hit team’s last 2 regulation FGs, game-tying FG with 28 secs left to force OT
- Led team with 17 points and 5 assists in win at No. 19 Iowa State (2/19) – hit 3-pointer to give BU 69-65 lead with 2 min. left
- Originally enrolled at Alabama in summer 2018, but transferred to Baylor in August and received immediate eligibility
- From same hometown as former Baylor stars Tweety Carter and Rico Gathers

2019-20 GAME-BY-GAME

OPPONENT	DATE	GS	MIN	FG	3FG	FT	OR-DR-TR	PF	A	T	B	S	PTS
Central Arkansas	11/5	*	28	10-14	8-12	2-2	0-4-4	1	5	2	0	2	30
vs. Washington	11/8	*	35	6-9	4-6	2-2	0-3-3	2	4	4	0	0	18
Texas State	11/15	*	30	5-13	2-7	3-3	0-3-3	2	1	3	0	2	15
vs. Ohio	11/21	*	34	6-12	1-3	6-6	0-4-4	2	5	4	0	5	19
at Coastal Carolina	11/22	*	21	4-8	2-4	2-2	0-1-1	5	3	1	0	1	12
vs. #17 Villanova	11/24	*	30	8-17	4-8	2-2	1-0-1	1	3	0	1	2	22
Maryland-Eastern Shore	12/3	*	24	6-14	5-10	3-5	1-1-2	1	4	0	0	0	20
#12 Arizona	12/7	*	30	3-12	1-7	6-7	0-3-3	2	1	2	0	1	13
#18 Butler	12/10	*	30	3-12	1-6	1-1	0-3-3	4	1	1	0	1	8
vs. UT Martin	12/18	*	31	8-16	2-8	1-1	1-1-2	2	6	5	0	3	19
Jackson State	12/30	*	29	5-10	4-6	4-4	0-3-3	1	3	3	1	1	18
Texas	1/4	*	34	4-15	1-6	4-4	2-4-6	3	0	3	0	0	13
at #22 Texas Tech	1/7	*	20	2-8	0-4	1-2	1-1-2	4	2	4	0	1	5
at #3 Kansas	1/11	*	33	9-18	3-7	1-2	1-3-4	3	3	0	1	2	22
Iowa State	1/15	*	29	7-16	3-7	2-2	0-2-2	1	5	4	0	2	19
at Oklahoma State	1/18	*	34	6-15	2-6	3-5	0-1-1	3	6	1	0	3	17
Oklahoma	1/20	*	31	2-13	0-6	0-1	1-3-4	1	1	2	0	0	4
at Florida	1/25	*	25	4-8	2-3	0-0	1-1-2	3	3	2	0	0	10
at Iowa State	1/29	*	23	4-11	0-6	0-0	1-1-2	2	1	3	0	2	8
TCU	2/1	*	30	3-12	1-3	3-3	0-2-2	2	3	4	1	0	10
at Kansas State	2/3	*	30	7-12	4-8	2-3	0-1-1	2	1	5	0	3	20
Oklahoma State	2/8	*	32	5-15	4-12	1-3	0-0-0	4	6	0	0	2	15
at Texas	2/10	*	34	3-12	1-6	2-2	0-5-5	0	2	2	0	2	9
#14 West Virginia	2/15	*	35	8-11	5-7	0-0	0-5-5	4	4	2	0	2	21
at Oklahoma	2/18	*	31	8-20	5-13	1-3	0-5-5	3	3	1	0	3	22
#3 Kansas	2/22	*	34	7-18	4-10	1-3	0-6-6	1	6	1	0	2	19
Kansas State	2/25	*	29	5-7	4-5	2-2	0-2-2	4	5	3	0	2	16
at TCU	2/29	*	32	8-21	1-5	1-3	2-7-9	3	3	3	0	0	18
Texas Tech	3/2	*	40	5-14	2-5	5-6	3-3-6	3	2	4	0	3	17
at West Virginia	3/7												

BUTLER'S CAREER STATS																	
YEAR	GP-GS	MIN-AVG	FG-A	PCT	3FG-A	PCT	FT-A	PCT	OFF-DEF-TOT	AVG	PF-D	A	TO	B	S	TP	AVG
2018-19 (FR.)	34-21	910-26.8	117-296	.395	60-171	.351	54-68	.794	22-84-106	3.1	77-2	93	67	3	33	348	10.2
2019-20 (SO.)	29-29	878-30.3	161-383	.420	76-196	.388	61-79	.772	15-78-93	3.2	69-1	92	69	4	47	459	15.8
CAREER	63-50	1788-28.4	278-679	.409	136-367	.371	115-147	.782	37-162-199	3.2	146-3	185	136	7	80	807	12.8



25 — TRISTAN CLARK

F • 6-10 • 245 • JR. • 2L
SAN ANTONIO, TEXAS (WAGNER HS)

CLARK NOTEBOOK

- Strong, skilled junior forward; consensus four-star recruit out of San Antonio's Wagner High School
- Missed final 20 games last season after suffering left-knee injury on Jan. 8 – had successful surgery on Jan. 31
- Played first game in 301 days in 2019-20 season-opener vs. Central Arkansas (11/5), started and played 16 minutes
- Has sat out 6 games due to knee soreness, but played off bench in 15 of 17 Big 12 contests
- Last 11 Games Played: has made 20-of-30 field goals (67%) for 43 points, 26 rebounds and 7 blocks in 124 minutes off bench
- Played best all-around game of season with 6 rebounds, 3 assists, 2 blocks and 2 points in 15 minutes off bench vs. WVU (2/15/20)
- Made 4-of-4 from field for 8 points and added 3 rebounds in just 9 minutes off bench vs. TCU (2/1/20)
- Went 4-of-4 from field for 8 points in 12 minutes off bench in comeback win at Oklahoma State (1/18/20)
- Had best game of season with 10 points and 4 rebounds in 21 minutes of Myrtle Beach title game vs. Villanova (11/24/19)
- Led nation with .737 field goal percentage last season until he fell from qualification on Jan. 26 (min. 75% games played)
- Scored in double-figures in 11 of 14 games last season after doing so in 10 of 33 games as freshman
- Started first 14 games last season and recorded multiple blocks in 11 of 14 games, including 3 games with 5+ blocks
- Earned first Big 12 Player of the Week honor after 17 points (8-of-9 FGs), 12 rebounds and 5 blocks vs. New Orleans (12/29/18)
- Shot perfect 9-of-9 from field for 24 points in career-high 37 minutes vs. SFA (12/18/18)
- Scored career-high 27 points on 11-of-13 shooting in career-high 35 minutes vs. Ole Miss (11/23/18)
- Current .620 career FG% (215-of-347) is 2nd-best in program history (Josh Lomers .663)
- Led team with .608 field goal percentage in 2017-18, 2nd-best by a freshman in program history (Quincy Acy .655)

2019-20 GAME-BY-GAME

OPPONENT	DATE	GS	MIN	FG	3FG	FT	OR-DR-TR	PF	A	T	B	S	PTS
Central Arkansas	11/5	*	16	1-3	0-1	1-2	1-3-4	4	2	3	0	0	3
vs. Washington	11/8	*	29	3-14	0-0	1-2	1-5-6	3	1	3	0	0	7
Texas State	11/15			DNP									
vs. Ohio	11/21	*	14	3-8	0-0	2-2	1-3-4	2	1	2	0	1	8
at Coastal Carolina	11/22	*	23	1-3	0-0	0-0	2-1-3	2	1	3	0	1	2
vs. #17 Villanova	11/24	*	21	5-8	0-0	0-0	0-4-4	4	0	0	0	1	10
Maryland-Eastern Shore	12/3			DNP									
#12 Arizona	12/7	*	10	0-3	0-1	0-0	0-0-0	1	0	1	1	0	0
#18 Butler	12/10			DNP									
vs. UT Martin	12/18			DNP									
Jackson State	12/30		20	2-4	0-0	3-3	0-2-2	2	1	0	2	0	7
Texas	1/4		6	1-1	0-0	0-0	0-0-0	2	0	1	0	0	2
at #22 Texas Tech	1/7		10	1-4	0-0	0-0	0-0-0	3	0	2	0	0	2
at #3 Kansas	1/11		6	1-1	0-0	0-0	0-0-0	3	0	0	0	0	2
Iowa State	1/15		9	0-1	0-0	1-2	2-2-4	2	0	0	0	0	1
at Oklahoma State	1/18		12	4-4	0-0	0-0	0-2-2	1	0	0	0	0	8
Oklahoma	1/20		12	3-4	0-0	0-0	1-0-1	3	0	3	1	0	6
at Florida	1/25			DNP									
at Iowa State	1/29		17	1-2	0-0	0-1	0-3-3	2	0	2	0	0	2
TCU	2/1		9	4-4	0-0	0-0	1-2-3	1	0	1	1	0	8
at Kansas State	2/3		17	1-3	0-0	3-4	1-0-1	0	0	0	1	0	5
Oklahoma State	2/8		8	1-1	0-0	0-0	0-1-1	4	0	2	0	0	2
at Texas	2/10		7	0-2	0-0	0-0	1-2-3	5	0	1	0	0	0
#14 West Virginia	2/15		15	1-3	0-0	0-1	3-3-6	2	3	2	2	0	2
at Oklahoma	2/18		13	4-6	0-0	0-0	1-3-4	1	1	0	1	0	8
#3 Kansas	2/22		11	1-1	0-0	0-0	0-2-2	2	1	0	1	0	2
Kansas State	2/25			DNP									
at TCU	2/29		3	0-0	0-0	0-0	0-0-0	4	0	0	0	1	0
Texas Tech	3/2			DNP									
at West Virginia	3/7			DNP									

SEASON HIGHS

Points: — 10 vs. Villanova (11/24/19)
 FG: — 5 vs. Villanova (11/24/19)
 FGA: — 14 vs. Washington (11/8/19)
 3FG: —
 3FGA: — 1 vs. Central Arkansas (11/5/19); vs. Arizona (12/7/19)
 FT: — 3 vs. Jackson State (12/30/19); at Kansas State (2/3/20)
 FTA: — 4 at Kansas State (2/3/20)
 Rebounds: — 6 vs. Washington (11/8/19); vs. West Virginia (2/15/20)
 Assists: — 3 vs. West Virginia (2/15/20)
 Turnovers: — 3, four times
 Blocks: — 2 vs. Jackson State (12/30/19); vs. West Virginia (2/15/20)
 Steals: — 1, four times
 Minutes Played: — 29 vs. Washington (11/8/19)

CAREER HIGHS

Points: — 27 vs. Ole Miss (11/23/18)
 FG: — 11 vs. Ole Miss (11/23/18)
 FGA: — 14 vs. Washington (11/8/19)
 3FG: — 1, three times
 3FGA: — 2 at Iowa State (1/13/18)
 FT: — 7 vs. Prairie View A&M (11/12/18)
 FTA: — 10 vs. SFA (12/18/18)
 Rebounds: — 15 at Iowa State (1/13/18)
 Assists: — 4, four times
 Turnovers: — 4 vs. Oregon (12/21/18)
 Blocks: — 6 vs. South Dakota (11/27/18)
 Steals: — 3 vs. SFA (12/18/18)
 Minutes Played: — 38 vs. Oregon (12/21/18)

MISCELLANEOUS

	19-20	CAREER	BU RECORD
Double-Figure Points:	1	22	14-8
Double-Figure Rebounds:	—	3	2-1
Double-Doubles:	—	3	2-1
20+ Points:	—	2	0-2
2+ Blocks:	2	22	15-7
Led team in Points:	—	6	1-5
Led team in Rebounds:	—	11	5-6
Led team in Blocks:	3	22	13-9
Led team in Assists:	—	5	3-2

CLARK'S CAREER STATS

YEAR	GP-GS	MIN-AVG	FG-A	PCT	3FG-A	PCT	FT-A	PCT	OFF-DEF-TOT	AVG	PF-D	A	TO	B	S	TP	AVG
2017-18 (FR.)	33-30	657-19.9	93-153	.608	2-7	.286	36-55	.655	47-101-148	4.5	80-3	25	38	29	18	224	6.8
2018-19 (SO.)	14-14	417-29.8	84-114	.737	1-4	.250	36-54	.667	31-57-88	6.3	41-2	23	23	34	15	205	14.6
2019-20 (JR.)	22-6	288-13.1	38-80	.475	0-2	.000	11-17	.647	15-38-53	2.4	53-1	11	26	10	4	87	4.0
CAREER	69-50	1362-19.7	215-347	.620	3-13	.231	83-126	.659	93-196-289	4.2	174-6	59	87	73	37	516	7.5



33 — FREDDIE GILLESPIE

F • 6-9 • 245 • RSR. • 1L
ST. PAUL, MINN. (CARLETON)

SEASON HIGHS

Points: — 18 at TCU (2/29/20)
FG: — 7 at TCU (2/29/20)
FGA: — 12 at Kansas (1/11/20)
3FG: —
3FGA: —
FT: — 6 vs. Ohio (11/21/19); vs. TCU (2/1/20)
FTA: — 8, four times
Rebounds: — 17 at TCU (2/29/20)
Assists: — 2 vs. Central Arkansas (11/5/19)
Turnovers: — 4 vs. Maryland Eastern Shore (12/3/19)
Blocks: — 6 vs. TCU (2/1/20)
Steals: — 4 vs. Washington (11/8/19); vs. Texas State (11/15/19)
Minutes Played: — 37 at TCU (2/29/20)

CAREER HIGHS

Points: — 18 at TCU (2/29/20)
FG: — 7 at Iowa State (2/19/19); at TCU (2/29/20)
FGA: — 12 at Kansas (1/11/20)
3FG: —
3FGA: —
FT: — 6 vs. Ohio (11/21/19); vs. TCU (2/1/20)
FTA: — 8, four times
Rebounds: — 17 at TCU (2/29/20)
Assists: — 2 vs. Kansas State (2/9/19); vs. Central Arkansas (11/5/19)
Turnovers: — 4 vs. Maryland Eastern Shore (12/3/19)
Blocks: — 6 vs. TCU (2/1/20)
Steals: — 4 vs. Washington (11/8/19); vs. Texas State (11/15/19)
Minutes Played: — 37 at TCU (2/29/20)

MISCELLANEOUS

	19-20	CAREER	BU RECORD
Double-Figure Points:	16	20	15-5
Double-Figure Rebounds:	16	18	16-2
Double-Doubles:	11	12	10-2
2+ Blocks:	19	28	23-5
Led team in Points:	2	2	1-1
Led team in Rebounds:	18	24	20-4
Led team in Blocks:	23	32	26-6
Led team in Bench Points:	—	6	4-2

GILLESPIE NOTEBOOK

- Former walk-on forward, sat out 2017-18 after transferring from Division III Carleton College in Northfield, Minn.
- Went from playing 16 total minutes in first year at D3 Carleton to starting every game during senior season at Baylor
- Started 38 of team's last 41 games since 2/9/19; joined rotation after Tristan Clark's injury in Jan. 2019 (8 healthy DNPs prior)
- Named Big 12 Player of the Week (12/9/19) after leading Bears to wins over No. 12 Arizona and UMES
- Has blocked 55 shots over last 23 games (2.4 bpg) after blocking 37 shots over first 32 games at Baylor (1.2 bpg)
- Last 22 Games (Since Arizona): averaging 10.0 points, 9.3 rebounds, 2.2 blocks, shooting 57% from field (87-152)
- National Ranks: 5th offensive rebounding (4.2), 27th blocks (2.2), 44th double-doubles (11), 55th rebounding (9.1)
- Leads Big 12 with 16 double-digit rebounding games, ranks 2nd in league with 11 double-doubles
- Recorded 16 double-doubles during collegiate career (4 as sophomore at Carleton, 1 as junior at Baylor, 11 as senior at Baylor)
- Scored in double-figures in 16 of 29 games this season after doing so in 4 games all of last year
- Posted career-highs of 18 points, 17 rebounds and 37 minutes at TCU (2/29/20), recording 11th double-double of season
- Recorded career-high 6 blocks and had 8th double-double of season with 12 points and 11 rebounds in win vs. TCU (2/1/20)
- Posted 7th double-double of season with 12 points and career-high 15 rebounds in win over Oklahoma (1/20/20)
- Led team in scoring for first time at Baylor with career-high 17 points in comeback win at Oklahoma State (1/18/20)
- Recorded 4th double-double this season with career-high 17 points, 13 rebounds and 5 blocks in win vs. No. 12 Arizona (12/7/19)
- Had 3 consecutive double-doubles in November, averaging 10.7 ppg, 10.7 rpg, 3.3 spg in that stretch
- Had 1st BU double-double with 14 points (7-8 FGs) and 10 rebounds, 2 blocks in win at No. 19 Iowa State (2/19/19)
- Awarded scholarship prior to 2018-19 season
- Played only 16 minutes during 2015-16 freshman season at Carleton, totaling 4 points, 7 rebounds and 2 blocks
- Developed into 2nd-team All-MIAC and All-MIAC Defensive Team selection as sophomore in 2016-17
- First played organized basketball in eighth grade and missed parts of three high school seasons with injuries
- AP distinction scholar and summa cum laude graduate at East Ridge High School in Woodbury, Minn.

2019-20 GAME-BY-GAME

OPPONENT	DATE	GS	MIN	FG	3FG	FT	OR-DR-TR	PF	A	T	B	S	PTS
Central Arkansas	11/5	*	26	6-7	0-0	2-2	4-3-7	1	2	0	1	0	14
vs. Washington	11/8	*	28	4-11	0-0	3-3	5-5-10	4	1	1	3	4	11
Texas State	11/15	*	30	5-10	0-0	1-4	6-5-11	0	1	0	2	4	11
vs. Ohio	11/21	*	33	2-5	0-0	6-8	6-5-11	2	1	0	2	2	10
at Coastal Carolina	11/22	*	20	1-1	0-0	2-3	0-1-1	4	0	3	0	0	4
vs. #17 Villanova	11/24	*	26	2-5	0-0	2-2	4-3-7	3	0	1	1	1	6
Maryland-Eastern Shore	12/3	*	23	1-5	0-0	0-0	3-10-13	2	0	4	5	2	2
#12 Arizona	12/7	*	36	6-8	0-0	5-7	3-10-13	1	1	0	5	1	17
#18 Butler	12/10	*	31	4-6	0-0	0-1	3-6-9	3	1	1	3	0	8
vs. UT Martin	12/18	*	19	3-4	0-0	0-0	4-2-6	2	1	0	2	1	6
Jackson State	12/30	*	21	3-3	0-0	4-4	5-8-13	0	1	0	0	0	10
Texas	1/4	*	29	2-6	0-0	1-1	6-6-12	3	0	0	4	0	5
at #22 Texas Tech	1/7	*	30	4-7	0-0	1-2	7-3-10	3	0	0	2	0	9
at #3 Kansas	1/11	*	31	6-12	0-0	1-2	1-4-5	3	0	0	1	1	13
Iowa State	1/15	*	27	6-8	0-0	2-4	6-5-11	1	0	0	2	1	14
at Oklahoma State	1/18	*	25	6-8	0-0	5-6	3-1-4	4	0	2	4	2	17
Oklahoma	1/20	*	29	6-8	0-0	0-1	6-9-15	3	1	1	1	0	12
at Florida	1/25	*	35	4-8	0-0	1-1	2-5-7	2	0	2	1	1	9
at Iowa State	1/29	*	25	5-6	0-0	2-2	3-6-9	4	0	0	3	0	12
TCU	2/1	*	33	3-6	0-0	6-8	4-7-11	3	0	1	6	0	12
at Kansas State	2/3	*	23	3-8	0-0	3-5	2-3-5	4	0	1	0	0	9
Oklahoma State	2/8	*	26	4-9	0-0	4-8	7-4-11	4	0	1	2	1	12
at Texas	2/10	*	28	0-1	0-0	2-2	1-3-4	4	0	0	2	0	2
#14 West Virginia	2/15	*	32	3-7	0-0	2-2	3-2-5	4	0	1	0	3	8
at Oklahoma	2/18	*	33	3-7	0-0	0-0	3-7-10	2	0	1	3	1	6
#3 Kansas	2/22	*	29	4-8	0-0	2-3	3-4-7	4	1	2	2	0	10
Kansas State	2/25	*	28	4-6	0-0	2-2	5-6-11	2	1	1	2	2	10
at TCU	2/29	*	37	7-9	0-0	4-8	8-9-17	4	1	2	3	3	18
Texas Tech	3/2	*	35	1-7	0-0	2-4	8-2-10	4	1	1	2	3	4
at West Virginia	3/7												

GILLESPIE'S CARLETON STATS																	
YEAR	GP-GS	MIN-AVG	FG-A	PCT	3FG-A	PCT	FT-A	PCT	OFF-DEF-TOT	AVG	PF-D	A	TO	B	S	TP	AVG
2015-16 (FR.)	4-0	16-4.0	1-2	.500	0-0	.000	2-8	.250	0-7-7	1.8	2-0	1	0	2	1	4	1.0
2016-17 (SO.)	27-23	616-22.8	117-220	.532	0-0	.000	35-60	.583	72-152-224	8.3	75-3	22	37	69	15	269	10.0
CAREER	31-23	632-20.4	118-222	.532	0-0	.000	37-68	.544	72-159-231	7.5	77-3	23	37	71	16	273	8.8

GILLESPIE'S BAYLOR STATS																	
YEAR	GP-GS	MIN-AVG	FG-A	PCT	3FG-A	PCT	FT-A	PCT	OFF-DEF-TOT	AVG	PF-D	A	TO	B	S	TP	AVG
2018-19 (RJR.)	26-11	476-18.3	60-92	.652	0-0	.000	17-32	.531	55-59-114	4.4	71-2	9	26	28	17	137	5.3
2019-20 (RSR.)	29-29	828-28.6	108-196	.551	0-0	.000	65-95	.684	121-144-265	9.1	80-0	14	26	64	33	281	9.7
BU CAREER	55-40	1304-23.7	168-288	.583	0-0	.000	82-127	.646	176-203-379	6.9	151-2	23	52	92	50	418	7.6
NCAA CAREER	86-63	1936-22.5	286-510	.561	0-0	.000	119-195	.610	248-362-610	7.1	228-5	36	89	163	66	691	8.0



24 — MATTHEW MAYER

G/F • 6-9 • 210 • SO. • 1L

AUSTIN, TEXAS (WESTLAKE HS)

SEASON HIGHS

Points: — 19 vs. Kansas State (2/25/20)
FG: — 6 vs. Kansas State (2/25/20)
FGA: — 9 vs. Maryland Eastern Shore (12/3/19)
3FG: — 2, three times
3FGA: — 3, seven times
FT: — 5 vs. Kansas State (2/25/20)
FTA: — 6 vs. Kansas State (2/25/20)
Rebounds: — 8 vs. West Virginia (2/15/20)
Assists: — 4 vs. Texas State (11/15/19)
Turnovers: — 3 vs. Texas State (11/15/19); at Texas Tech (1/7/20)
Blocks: — 1, four times
Steals: — 3 vs. Texas State (11/15/19)
Minutes Played: — 20 vs. Kansas State (2/25/20)

CAREER HIGHS

Points: — 19 vs. Kansas State (2/25/20)
FG: — 7 vs. Nicholls (11/16/18)
FGA: — 12 vs. Nicholls (11/16/18)
3FG: — 3 vs. Nicholls (11/16/18)
3FGA: — 6 vs. Nicholls (11/16/18)
FT: — 5, four times
FTA: — 8 at Texas Tech (2/16/19)
Rebounds: — 8 vs. West Virginia (2/15/20)
Assists: — 4 vs. Texas State (11/15/19)
Turnovers: — 5 vs. Ole Miss (11/23/18)
Blocks: — 2 vs. Alabama (1/26/19)
Steals: — 4 at Oklahoma (1/28/19)
Minutes Played: — 30 vs. Ole Miss (11/23/18)

MISCELLANEOUS

	19-20	CAREER	BU RECORD
Double-Figure Points:	5	10	6-4
5+ Assists:	—	—	—
Led team in Points:	1	2	2-0
Led team in Rebounds:	1	2	1-1
Led team in Blocks:	1	3	2-1
Led team in Assists:	1	1	1-0
Led team in Bench Points:	6	16	9-7

MAYER NOTEBOOK


- Sophomore wing with length, range and quick release, provides instant offense off bench
- Played off bench in 62 of 63 games during BU career, including 38 games with 10+ minutes, 10 games with 10+ points
- Last 6 Games: 10.0 ppg in 17.3 mpg, shooting 58% (23-of-40) from field, including 75% (18-of-24) on 2-point field goals
- Recorded career-high 19 points on only 6-of-7 shooting in season-high 20 minutes off bench vs. Kansas State (2/25/20)
- Had 10 points in 15 minutes off bench vs. No. 3 Kansas (2/22/20), 2nd time in last 3 games scoring in double-figures
- Posted then-season-high 13 points and career-high 8 rebounds in 17 minutes off bench vs. No. 14 West Virginia (2/15/20)
- Played then-season-high 17 minutes off bench in 3 Big 12 games vs. Texas (1/4), at Texas Tech (1/7) and vs. WVU (2/15)
- Scored 10 first-half points off bench in 2 straight games – finished with 12 pts vs. UMES and 10 vs. Villanova
- Had strong floor game with career-high 4 assists and 3 steals in 14 minutes off bench vs. Texas State (11/15/19)
- Made both 3-point attempts and had 8 points in 14 minutes off bench in season opener vs. UCA (11/5/19)
- Scored in double-figures off bench in 5 games last season, including 18 vs. Nicholls State, 17 at TCU and 10 at Texas
- Scored 17 points on just 5-of-9 shooting in 14 minutes off bench at TCU (1/5/19)
- Posted game-high 18 points in just 18 minutes off bench vs. Nicholls State (11/16/18)
- Four-star recruit from Austin's Westlake High School, ranked among top-100 recruits nationally in 2018 class
- Helped Westlake to 36-4 record as senior in 2017-18, playing alongside Xavier's Keonte Kennedy and Texas' Brock Cunningham
- Committed to Baylor in June 2017, more than a year prior to enrolling at BU

2019-20 GAME-BY-GAME

OPPONENT	DATE	GS	MIN	FG	3FG	FT	OR-DR-TR	PF	A	T	B	S	PTS
Central Arkansas	11/5		14	3-7	2-2	0-0	0-2-2	1	0	0	0	0	8
vs. Washington	11/8		2	0-1	0-1	0-0	0-0-0	2	0	0	0	0	0
Texas State	11/15		14	0-2	0-0	0-0	1-1-2	1	4	3	1	3	0
vs. Ohio	11/21		5	0-2	0-1	0-0	0-0-0	0	0	0	0	0	0
at Coastal Carolina	11/22		6	2-2	1-1	1-2	0-0-0	0	0	0	0	0	6
vs. #17 Villanova	11/24		11	4-6	1-2	1-2	1-2-3	2	1	0	0	0	10
Maryland-Eastern Shore	12/3		16	5-9	2-3	0-0	3-2-5	1	0	0	0	0	12
#12 Arizona	12/7		6	0-2	0-1	0-0	2-1-3	4	1	2	0	1	0
#18 Butler	12/10		9	1-3	0-1	0-0	0-0-0	1	1	0	0	0	2
vs. UT Martin	12/18		16	2-8	1-3	0-0	2-0-2	2	1	1	0	1	5
Jackson State	12/30		12	2-3	0-0	1-4	2-0-2	1	0	1	0	0	5
Texas	1/4		17	3-5	1-1	0-0	1-0-1	2	2	0	0	1	7
at #22 Texas Tech	1/7		17	2-7	1-3	0-0	0-2-2	1	2	3	0	0	5
at #3 Kansas	1/11		8	0-0	0-0	0-0	0-2-2	0	1	2	0	2	0
Iowa State	1/15		9	0-3	0-1	0-0	0-1-1	1	0	0	0	0	0
at Oklahoma State	1/18		14	1-3	1-2	3-4	0-2-2	2	2	0	0	0	6
Oklahoma	1/20		11	0-4	0-1	3-3	0-2-2	0	0	0	0	0	3
at Florida	1/25		9	2-3	1-1	0-0	0-1-1	0	0	1	1	0	5
at Iowa State	1/29		8	0-2	0-0	0-0	1-1-2	2	0	1	1	0	0
TCU	2/1		10	2-5	1-2	0-0	0-1-1	0	3	1	0	0	5
at Kansas State	2/3		9	0-0	0-0	0-0	0-2-2	0	1	0	0	0	0
Oklahoma State	2/8		7	0-5	0-2	0-0	1-0-1	0	0	0	0	0	0
at Texas	2/10		9	1-3	0-1	2-2	0-2-2	1	1	1	0	0	4
#14 West Virginia	2/15		17	5-8	0-1	3-3	1-7-8	2	1	1	0	0	13
at Oklahoma	2/18		18	2-5	1-3	0-0	1-1-2	3	0	1	0	0	5
#3 Kansas	2/22		14	4-7	1-3	1-1	2-1-3	0	0	1	0	2	10
Kansas State	2/25		20	6-7	2-3	5-6	0-4-4	0	0	1	1	1	19
at TCU	2/29		17	3-6	0-3	0-0	0-0-0	0	1	1	0	2	6
Texas Tech	3/2		18	3-7	1-3	0-2	0-2-2	1	1	0	0	2	7
at West Virginia	3/7												

MAYER'S CAREER STATS

YEAR	GP-GS	MIN-AVG	FG-A	PCT	3FG-A	PCT	FT-A	PCT	OFF-DEF-TOT	AVG	PF-D	A	TO	B	S	TP	AVG
2018-19 (FR.)	33-0	388-11.8	51-154	.331	20-65	.308	31-47	.660	24-42-66	2.0	34-0	26	25	8	17	153	4.6
2019-20 (SO.)	29-0	343-11.8	53-125	.424	17-45	.378	20-29	.690	18-39-57	2.0	30-0	23	21	4	15	143	4.9
CAREER	62-0	731-11.8	104-279	.373	37-110	.336	51-76	.671	42-81-123	2.0	64-0	49	46	12	32	296	4.8



45 — DAVION MITCHELL

G • 6-2 • 195 • RSO. • SO
HINESVILLE, GA. (AUBURN)

SEASON HIGHS

Points: — 19 vs. UT Martin (12/18/19)
FG: — 9 vs. UT Martin (12/18/19)
FGA: — 13 at Coastal Carolina (11/22/19); at Florida (1/25/20)
3FG: — 3 vs. Oklahoma (1/20/20)
3FGA: — 7 at Coastal Carolina (11/22/19); vs. Oklahoma (1/20/20)
FT: — 7 at Florida (1/25/20)
FTA: — 10 vs. Oklahoma State (2/8/20)
Rebounds: — 6 at Texas (2/10/20)
Assists: — 10 vs. Kansas State (2/25/20)
Turnovers: — 5 at Texas (2/10/20); vs. West Virginia (2/15/20)
Blocks: — 2 at Texas (2/10/20); vs. Kansas (2/22/20)
Steals: — 4, three times
Minutes Played: — 41 vs. Texas Tech (3/2/20)

CAREER HIGHS

Points: — 19 vs. UT Martin (12/18/19)
FG: — 9 vs. UT Martin (12/18/19)
FGA: — 13 at Coastal Carolina (11/22/19); at Florida (1/25/20)
3FG: — 3 vs. Oklahoma (1/20/20)
3FGA: — 7 at Coastal Carolina (11/22/19); vs. Oklahoma (1/20/20)
FT: — 7 at Florida (1/25/20)
FTA: — 10 vs. Oklahoma State (2/8/20)
Rebounds: — 6 at Texas (2/10/20)
Assists: — 10 vs. Kansas State (2/25/20)
Turnovers: — 5 at Texas (2/10/20); vs. West Virginia (2/15/20)
Blocks: — 2 at Texas (2/10/20); vs. Kansas (2/22/20)
Steals: — 4, three times
Minutes Played: — 41 vs. Texas Tech (3/2/20)

MISCELLANEOUS

	19-20	BU RECORD
Double-Figure Points:	14	14-0
Double-Figure Assists:	1	1-0
5+ Assists:	11	11-0
Led team in Points:	2	2-0
Led team in Rebounds:	1	1-0
Led team in Assists:	15	14-1
Led team in Blocks:	3	2-1

MITCHELL NOTEBOOK

- Lightning quick redshirt sophomore point guard, sat out last season after transferring to Baylor from Auburn
- Has started all 29 games at Baylor after coming off bench in all 34 games as freshman at Auburn in 2017-18
- Teams are 38-3 in games in which he's played 20+ minutes (12-0 at Auburn, 26-3 at Baylor)
- Teams are 16-0 in games in which he's scored 10+ points (2-0 at Auburn, 14-0 at Baylor)
- Last 12 Games: averaging 5.5 assists and 1.7 steals per game; has 2.24 assist-to-turnover ratio (65 assists, 29 turnovers)
- Last 20 Games: 10.4 ppg, 4.3 apg, 1.6 spg; shooting 42% (74-of-176) from field, 33% (22-66) on 3FGs in 33.1 minutes/game
- Averaging 10.4 ppg over last 25 games after posting 4.0 ppg over first 38 collegiate games
- Made a 3-pointer in 20 of last 25 games; 33% 3FGs (29-88) over last 25 games after 26% over first 38 collegiate games (17-65)
- Scored in double-figures in 14 of 29 games this season after doing so in 2 of 34 games as freshman at Auburn in 2017-18
- Had career-first double-double with 14 points and career-high 10 assists in 33 minutes vs. Kansas State (2/25/20)
- Posted then-career-high 9 assists and added 13 points in career-high 38 minutes of win over No. 14 West Virginia (2/15/20)
- Helped Bears claim Myrtle Beach Invitational title by averaged 12.3 points, 2.7 assists and 1.3 steals over 3 games
- Recorded then-career-high 7 assists to go with 13 points and 2 steals in win at Kansas State (2/3/20)
- Team-high 14 points in win at No. 22 Texas Tech (1/7/20), went 6-of-10 from field and 2-of-2 from 3-point range
- Led team with career-highs of 19 points and 4 steals, added 4 assists with 0 turnovers in win over UT Martin (12/18/19)
- Recorded then-career-highs of 15 points, 6 assists, 3 steals and 38 minutes in win at Coastal Carolina (11/22/19)
- Scored 13 points against No. 17 Villanova in Myrtle Beach Invitational championship game (11/24/19)
- Came off bench in all 34 games as freshman at Auburn in 2017-18, helping Tigers to 26-8 record and SEC title
- Consensus 4-star recruit, ranked as high as No. 33 nationally in 2017 class by 247Sports
- Ranked 2nd on Auburn team with .566 2-point FG percentage and 18.4 assist rate in 2017-18
- Has team-high 41-inch max vertical, 33.5-inch no-step vertical

2019-20 GAME-BY-GAME

OPPONENT	DATE	GS	MIN	FG	3FG	FT	OR-DR-TR	PF	A	T	B	S	PTS
Central Arkansas	11/5	*	24	3-6	1-4	0-3	0-1-1	3	5	1	0	1	7
vs. Washington	11/8	*	30	1-5	1-3	0-0	0-1-1	1	4	3	0	1	3
Texas State	11/15	*	28	2-5	0-3	4-7	1-2-3	2	0	1	1	1	8
vs. Ohio	11/21	*	31	4-7	0-3	1-1	0-3-3	3	2	1	1	0	9
at Coastal Carolina	11/22	*	38	4-13	2-7	5-6	0-2-2	3	6	1	0	3	15
vs. #17 Villanova	11/24	*	30	5-10	1-2	2-4	0-1-1	4	2	2	1	1	13
Maryland-Eastern Shore	12/3	*	24	2-6	1-3	3-5	1-4-5	2	4	2	0	1	8
#12 Arizona	12/7	*	33	2-9	2-4	0-0	0-1-1	4	2	3	1	1	6
#18 Butler	12/10	*	36	2-9	1-6	1-2	1-1-2	2	3	4	0	2	6
vs. UT Martin	12/18	*	26	9-12	1-2	0-0	0-3-3	2	4	0	0	4	19
Jackson State	12/30	*	25	5-6	2-3	2-2	0-1-1	4	5	2	0	3	14
Texas	1/4	*	23	1-5	1-2	0-0	0-5-5	4	3	2	0	1	3
at #22 Texas Tech	1/7	*	31	6-10	2-2	0-0	1-3-4	3	0	4	0	1	14
at #3 Kansas	1/11	*	36	4-10	2-5	0-0	0-2-2	1	1	2	0	1	10
Iowa State	1/15	*	35	6-11	2-5	3-3	0-3-3	3	6	2	1	0	17
at Oklahoma State	1/18	*	31	0-5	0-3	0-0	1-4-5	1	0	3	0	0	0
Oklahoma	1/20	*	32	5-12	3-7	0-0	1-3-4	3	1	2	1	1	13
at Florida	1/25	*	36	2-13	1-5	7-8	1-0-1	3	6	3	0	1	12
at Iowa State	1/29	*	32	4-10	0-2	2-2	0-5-5	3	3	1	1	4	10
TCU	2/1	*	36	2-6	1-2	3-4	0-4-4	3	4	1	0	4	8
at Kansas State	2/3	*	32	5-7	1-2	2-4	0-1-1	5	7	2	0	2	13
Oklahoma State	2/8	*	35	2-6	0-2	6-10	1-1-2	2	5	1	0	0	10
at Texas	2/10	*	33	2-6	1-2	3-4	1-5-6	3	5	5	2	0	8
#14 West Virginia	2/15	*	38	6-10	1-4	0-2	1-2-3	2	9	5	0	2	13
at Oklahoma	2/18	*	36	2-8	1-4	2-2	0-3-3	3	4	2	0	3	7
#3 Kansas	2/22	*	37	2-11	0-3	2-3	0-3-3	3	3	1	2	3	6
Kansas State	2/25	*	33	5-9	2-5	2-2	0-3-3	2	10	4	0	0	14
at TCU	2/29	*	36	2-8	0-2	3-4	0-1-1	1	4	2	0	0	7
Texas Tech	3/2	*	41	4-11	1-4	0-2	0-3-3	4	5	2	0	1	9
at West Virginia	3/7												

MITCHELL'S AUBURN STATS																	
YEAR	GP-GS	MIN-AVG	FG-A	PCT	3FG-A	PCT	FT-A	PCT	OFF-DEF-TOT	AVG	PF-D	A	TO	B	S	TP	AVG
2017-18 (FR.)	34-0	582-17.1	45-105	.429	15-52	.288	21-31	.677	9-30-39	1.1	73-1	63	38	1	18	126	3.7
MITCHELL'S BAYLOR STATS																	
YEAR	GP-GS	MIN-AVG	FG-A	PCT	3FG-A	PCT	FT-A	PCT	OFF-DEF-TOT	AVG	PF-D	A	TO	B	S	TP	AVG
2019-20 (RSO.)	29-29	938-32.3	99-246	.402	31-101	.307	53-80	.663	10-71-81	2.8	79-1	113	64	11	42	282	9.7
NCAA CAREER	63-29	1520-24.1	144-351	.410	46-153	.301	74-111	.667	19-101-120	1.9	152-2	176	102	12	60	408	6.5



13 — JACKSON MOFFATT

G/F • 6-6 • 210 • RFR. • SQ
MAGNOLIA, TEXAS (MAGNOLIA HS)

SEASON/CAREER HIGHS

Points: —
FG: —
FGA: — 2 vs. Central Arkansas (11/5/19); vs. Kansas State (2/25/20)
3FG: —
3FGA: — 2 vs. Central Arkansas (11/5/19)
FT: —
FTA: —
Rebounds: — 1 vs. Central Arkansas (11/5/19)
Assists: —
Turnovers: —
Blocks: —
Steals: — 1 vs. Maryland Eastern Shore (12/3/19)
Minutes Played: — 3, three times

MISCELLANEOUS

	19-20	BU RECORD
Double-Figure Points:	—	—
Double-Figure Rebounds:	—	—
Double-Doubles:	—	—
5+ Assists:	—	—
Led team in Points:	—	—
Led team in Rebounds:	—	—
Led team in Blocks:	—	—
Led team in Assists:	—	—


MOFFATT NOTEBOOK

- Redshirt freshman walk-on wing from Magnolia High School, played on practice squad last season
- Has appeared in 6 games this season, totaling 1 rebound and 1 steal in 13 minutes
- Made collegiate debut with 3 minutes off bench in season opener vs. Central Arkansas (11/5)
- Scored 2,066 points during prep career, becoming Magnolia's all-time leading scorer
- Named 2018 District 20-5A Offensive MVP after averaging 25.5 points and 8.0 rebounds
- 3-time first-team All-District 20-5A honoree and 2-time TABC All-Region selection
- Holds MHS record for single-game scoring with 45-point game

2019-20 GAME-BY-GAME

OPPONENT	DATE	GS	MIN	FG	3FG	FT	OR-DR-TR	PF	A	T	B	S	PTS
Central Arkansas	11/5	3		0-2	0-2	0-0	0-1-1	0	0	0	0	0	0
vs. Washington	11/8			DNP									
Texas State	11/15			DNP									
vs. Ohio	11/21	1		0-0	0-0	0-0	0-0-0	0	0	0	0	0	0
at Coastal Carolina	11/22			DNP									
vs. #17 Villanova	11/24			DNP									
Maryland-Eastern Shore	12/3	3		0-2	0-2	0-0	0-0-0	0	0	0	0	1	0
#12 Arizona	12/7			DNP									
#18 Butler	12/10			DNP									
vs. UT Martin	12/18	3		0-1	0-1	0-0	0-0-0	1	0	0	0	0	0
Jackson State	12/30			DNP									
Texas	1/4			DNP									
at #22 Texas Tech	1/7			DNP									
at #3 Kansas	1/11			DNP									
Iowa State	1/15			DNP									
at Oklahoma State	1/18			DNP									
Oklahoma	1/20			DNP									
at Florida	1/25			DNP									
at Iowa State	1/29			DNP									
TCU	2/1			DNP									
at Kansas State	2/3			DNP									
Oklahoma State	2/8			DNP									
at Texas	2/10			DNP									
#14 West Virginia	2/15	0+		0-0	0-0	0-0	0-0-0	0	0	0	0	0	0
at Oklahoma	2/18			DNP									
#3 Kansas	2/22			DNP									
Kansas State	2/25	2		0-2	0-0	0-0	0-0-0	0	0	0	0	0	0
at TCU	2/29			DNP									
Texas Tech	3/2			DNP									
at West Virginia	3/7			DNP									

MOFFATT'S CAREER STATS																	
YEAR	GP-GS	MIN-AVG	FG-A	PCT	3FG-A	PCT	FT-A	PCT	OFF-DEF-TOT	AVG	PF-D	A	TO	B	S	TP	AVG
2019-20 (RFR.)	6-0	12-2.0	0-7	.000	0-5	.000	0-0	.000	0-1-1	0.2	1-0	0	0	0	1	0	0.0
CAREER	6-0	12-2.0	0-7	.000	0-5	.000	0-0	.000	0-1-1	0.2	1-0	0	0	0	1	0	0.0



15 – OBIM OKEKE

G • 6-0 • 225 • SR. • 1L
LAS VEGAS, NEV. (BISHOP GORMAN HS)

SEASON HIGHS

Points: – 1 vs. Kansas State (2/25/20)
FG: –
FGA: – 2, three times
3FG: –
3FGA: – 2, three times
FT: – 1 vs. Kansas State (2/25/20)
FTA: – 2 vs. Kansas State (2/25/20)
Rebounds: – 2 vs. Central Arkansas (11/5/19); vs. UMES (12/3/19)
Assists: – 3 vs. Maryland Eastern Shore (12/3/19)
Turnovers: – 1 vs. UMES (12/3/19); vs. Kansas State (2/25/20)
Blocks: –
Steals: – 1 vs. Central Arkansas (11/5/19)
Minutes Played: – 8 vs. Maryland Eastern Shore (12/3/19)

CAREER HIGHS

Points: – 3, three times
FG: – 1, five times
FGA: – 3 vs. Texas Southern (12/14/17); at Texas Tech (2/16/19)
3FG: – 1, three times
3FGA: – 2, seven times
FT: –
FTA: –
Rebounds: – 2 vs. Savannah State (12/17/17); vs. UMES (12/3/19)
Assists: – 3 vs. Maryland Eastern Shore (12/3/19)
Turnovers: – 2 vs. Southern (12/20/17)
Blocks: –
Steals: – 1, four times
Minutes Played: – 10 vs. Kansas State (2/9/19)

MISCELLANEOUS

	19-20	BU RECORD
Double-Figure Points:	–	–
Led team in Points:	–	–
Led team in Rebounds:	–	–
Led team in Assists:	–	–

OKEKE NOTEBOOK


- Senior former walk-on guard, played 3 seasons on Baylor football team before switching to MBB after 2017 FB season
- Has played in 7 games this season, totaling 1 point, 5 assists, 5 rebounds and 1 steal in 23 minutes
- Came off bench to play 9 games last season, including 2 conference games with 9+ minutes as back-up point guard
- Has appeared in 23 games during BU basketball career, totaling 14 points, 10 rebounds, 8 assists and 4 steals in 72 minutes
- Played career-high 10 minutes vs. K-State (2/9/19), filling in as back-up point guard with Mason and McClure injured
- Made Baylor MBB debut vs. Sam Houston State on Dec. 4, 2017, just 10 days after finishing football season
- Played in 5 football games during 2 seasons of action with Baylor football as running back and kick returner
- Won 5 state titles at Bishop Gorman HS in Las Vegas, 3 in basketball and 2 in football

2019-20 GAME-BY-GAME

OPPONENT	DATE	GS	MIN	FG	3FG	FT	OR-DR-TR	PF	A	T	B	S	PTS
Central Arkansas	11/5		4	0-1	0-1	0-0	0-2-2	0	2	0	0	1	0
vs. Washington	11/8			DNP									
Texas State	11/15			DNP									
vs. Ohio	11/21		1	0-0	0-0	0-0	0-0-0	0	0	0	0	0	0
at Coastal Carolina	11/22			DNP									
vs. #17 Villanova	11/24			DNP									
Maryland-Eastern Shore	12/3		8	0-2	0-2	0-0	0-2-2	1	3	1	0	0	0
#12 Arizona	12/7			DNP									
#18 Butler	12/10			DNP									
vs. UT Martin	12/18		3	0-2	0-0	0-0	0-0-0	1	0	0	0	0	0
Jackson State	12/30		2	0-1	0-0	0-0	0-1-1	0	0	0	0	0	0
Texas	1/4			DNP									
at #22 Texas Tech	1/7			DNP									
at #3 Kansas	1/11			DNP									
Iowa State	1/15			DNP									
at Oklahoma State	1/18			DNP									
Oklahoma	1/20			DNP									
at Florida	1/25			DNP									
at Iowa State	1/29			DNP									
TCU	2/1			DNP									
at Kansas State	2/3			DNP									
Oklahoma State	2/8			DNP									
at Texas	2/10			DNP									
#14 West Virginia	2/15		1	0-0	0-0	0-0	0-0-0	0	0	0	0	0	0
at Oklahoma	2/18			DNP									
#3 Kansas	2/22			DNP									
Kansas State	2/25		4	0-2	0-2	1-2	0-0-0	1	0	1	0	0	1
at TCU	2/29			DNP									
Texas Tech	3/2			DNP									
at West Virginia	3/7			DNP									

OKEKE'S CAREER STATS

YEAR	GP-GS	MIN-AVG	FG-A	PCT	3FG-A	PCT	FT-A	PCT	OFF-DEF-TOT	AVG	PF-D	A	TO	B	S	TP	AVG
2017-18 (SO.)	7-0	21-3.0	1-8	.125	1-7	.143	0-0	.000	1-1-2	0.3	1-0	3	3	0	1	3	0.4
2018-19 (JR.)	9-0	32-3.6	4-11	.364	2-9	.222	0-0	.000	1-2-3	0.3	7-0	0	2	0	2	10	1.1
2019-20 (SR.)	7-0	23-3.3	0-8	.000	0-7	.000	1-2	.500	0-5-5	0.7	3-0	5	2	0	1	1	0.1
CAREER	23-0	76-3.3	5-27	.185	3-23	.130	1-2	.500	2-8-10	0.4	11-0	8	7	0	4	14	0.6



31 — MACIO TEAGUE

G • 6-3 • 195 • R.J.R. • SO
CINCINNATI, OHIO (UNC ASHEVILLE)

TEAGUE NOTEBOOK

- Redshirt junior guard, sat out last season as transfer from UNC Asheville; played on practice squad
- Made at least one 3-pointer in 50 of last 52 games played, including 42 of 52 games with 2+ 3FGs
- Played in 90 consecutive games (89 starts) to start collegiate career before sitting out 2 games with wrist injury
- Two-time Big 12 Newcomer of the Week 1/13/20 (after wins at TTU and at KU) and 2/10/20 (after wins at KSU and vs. OSU)
- Led team in scoring in 6 straight games with 15+ points in each before suffering wrist injury at Texas (2/10/20)
- Posted season-high 24 points in win over Oklahoma State (2/8/20), including 6-of-6 free throws in final 14 seconds
- Made season-high 5-of-8 from 3-point range on way to 19 points and 6 rebounds in win over TCU (2/1/20)
- Led team with 16 points and added 6 rebounds and 3 assists in Big 12/SEC Challenge win at Florida (1/25/20)
- Scored game-high 21 points and added 6 rebounds in first Big 12 game vs. Texas (1/4/20)
- Led team with 19 points, including 9-of-10 at FT line, in win over No. 12 Arizona (12/7/19)
- Had 4th career double-double with 18 points and 10 rebounds in Baylor debut vs. Central Arkansas (11/5/19)
- Has 7 career games with 6+ made 3FGs, 12 games with 5+ made 3FGs and 38 games with 3+ made 3FGs
- Scored in double-figures in 21 of 26 games this season and in 75 of 93 games during collegiate career
- Earned Myrtle Beach Invitational All-Tournament honors after leading Bears with 18.7 points per game (17+ points all 3 games)
- Career .415 3-point shooter, averaging 2.4 made 3s per games (227-of-547 over 94 games)
- Two-time first-team All-Big South honoree at UNC Asheville, 3x Big South Player of the Week
- Scored 1,078 points over 2 seasons at UNCA, 4th player in Big South history to reach 1k as soph.
- Played all 68 games (67 starts) at UNCA, scored in double-figures 54 times, had 20 games with 20+ pts
- Made nearly 3 treys per game (2.85) as sophomore at UNC Asheville in 2017-18

SEASON HIGHS

Points: — 24 vs. Oklahoma State (2/8/20)
FG: — 7 vs. Central Arkansas (11/5/19); vs. TCU (2/1/20)
FGA: — 16 vs. Texas (1/4/20)
3FG: — 5 vs. TCU (2/1/20)
3FGA: — 10 at Coastal Carolina (11/22/19)
FT: — 9 vs. Arizona (12/7/19); vs. Texas (1/4/20)
FTA: — 10 vs. Arizona (12/7/19)
Rebounds: — 10 vs. Central Arkansas (11/5/19)
Assists: — 5, three times
Turnovers: — 4 vs. Arizona (12/7/19); vs. Jackson State (12/30/19)
Blocks: — 1, five times
Steals: — 3 vs. Texas State (11/15/19); vs. Oklahoma (1/20/20)
Minutes Played: — 38 vs. Texas Tech (3/2/20)

CAREER HIGHS

Points: — 36 at Campbell (2/1/18)*
FG: — 14 at Campbell (2/1/18)*
FGA: — 24 vs. USC (3/13/18)*
3FG: — 7 at Campbell (2/1/18)*
3FGA: — 15 at Campbell (2/1/18)*
FT: — 12 at Charleston Southern (11/14/17)*
FTA: — 14 vs. High Point (11/27/18)*
Rebounds: — 11 at UNC Greensboro (12/19/17)*
Assists: — 8 vs. Wofford (11/26/17)*
Turnovers: — 8 at Rhode Island (11/10/17)*
Blocks: — 1, 16 times (11 at UNCA, 5 at BU)
Steals: — 5 at Coastal Carolina (12/3/16)*
Minutes Played: — 49 vs. USC (3/13/18)*

* - while at UNC Asheville

MISCELLANEOUS

	19-20	BU RECORD
Double-Figure Points:	22	21-1
Double-Figure Rebounds:	1	1-0
Double-Doubles:	1	1-0
20+ Points:	3	3-0
5+ Assists:	3	2-1
Led team in Points:	10	10-0
Led team in Rebounds:	4	4-0
Led team in Blocks:	1	1-0
Led team in Assists:	3	2-1

2019-20 GAME-BY-GAME

OPPONENT	DATE	GS	MIN	FG	3FG	FT	OR-DR-TR	PF	A	T	B	S	PTS
Central Arkansas	11/5	*	29	7-12	4-6	0-0	1-9-10	2	3	3	0	1	18
vs. Washington	11/8	*	30	3-8	1-6	1-2	1-4-5	1	5	3	0	1	8
Texas State	11/15	*	34	5-13	2-6	0-0	1-1-2	0	5	2	0	3	12
vs. Ohio	11/21	*	30	5-11	3-5	4-5	2-2-4	3	0	2	0	1	17
at Coastal Carolina	11/22	*	34	6-14	3-10	6-6	0-2-2	1	2	0	0	0	21
vs. #17 Villanova	11/24	*	32	5-9	4-6	4-4	0-3-3	1	1	0	0	0	18
Maryland-Eastern Shore	12/3	*	27	3-9	1-6	3-4	1-6-7	0	5	1	0	1	10
#12 Arizona	12/7	*	31	4-12	2-8	9-10	5-2-7	0	1	4	1	2	19
#18 Butler	12/10	*	31	3-12	1-8	3-4	1-3-4	0	2	2	0	0	10
vs. UT Martin	12/18	*	28	5-10	2-5	0-1	0-3-3	1	2	0	0	1	12
Jackson State	12/30	*	27	5-11	3-6	3-5	1-4-5	1	2	4	0	2	16
Texas	1/4	*	37	5-16	2-7	9-9	0-6-6	1	1	1	1	1	21
at #22 Texas Tech	1/7	*	35	2-4	0-2	3-4	0-2-2	1	1	0	0	0	7
at #3 Kansas	1/11	*	35	6-10	3-5	1-1	2-5-7	2	3	0	0	0	16
Iowa State	1/15	*	32	0-7	0-2	2-2	2-6-8	1	1	2	1	1	2
at Oklahoma State	1/18	*	32	2-9	1-6	4-4	1-4-5	1	1	0	0	0	9
Oklahoma	1/20	*	35	4-13	2-9	6-7	0-1-1	0	2	1	0	3	16
at Florida	1/25	*	37	5-12	2-6	4-4	0-6-6	2	3	0	1	0	16
at Iowa State	1/29	*	35	6-14	2-8	1-2	2-2-4	1	2	0	0	2	15
TCU	2/1	*	36	7-13	5-8	0-0	1-5-6	1	0	0	0	1	19
at Kansas State	2/3	*	36	4-9	2-6	5-8	0-4-4	2	3	3	0	2	15
Oklahoma State	2/8	*	37	6-9	4-7	8-9	2-5-7	1	1	2	0	0	24
at Texas	2/10	*	35	3-11	2-5	3-4	2-6-8	1	0	0	0	0	11
#14 West Virginia	2/15												
at Oklahoma	2/18												
#3 Kansas	2/22	*	28	3-8	2-4	0-0	0-0-0	2	1	1	0	0	8
Kansas State	2/25	*	24	4-10	3-7	2-2	1-2-3	1	2	1	0	2	13
at TCU	2/29	*	33	3-10	2-4	5-5	1-4-5	4	1	0	1	1	13
Texas Tech	3/2	*	38	5-15	2-7	2-2	1-3-4	1	0	0	0	2	14
at West Virginia	3/7												

TEAGUE'S UNC ASHEVILLE STATS

YEAR	GP-GS	MIN-AVG	FG-A	PCT	3FG-A	PCT	FT-A	PCT	OFF-DEF-TOT	AVG	PF-D	A	TO	B	S	TP	AVG
2016-17 (FR.)	33-32	1124-34.1	169-361	.468	70-154	.455	101-114	.886	18-133-151	4.6	46-0	90	31	7	36	509	15.4
2017-18 (SO.)	34-34	1200-35.3	181-433	.418	97-228	.425	110-127	.866	17-132-149	4.4	57-0	85	70	4	54	569	16.7
CAREER	67-66	2324-34.7	350-794	.441	167-382	.437	211-241	.876	35-265-300	4.5	103-0	175	101	11	90	1078	16.1

TEAGUE'S BAYLOR STATS

YEAR	GP-GS	MIN-AVG	FG-A	PCT	3FG-A	PCT	FT-A	PCT	OFF-DEF-TOT	AVG	PF-D	A	TO	B	S	TP	AVG
2019-20 (RJR.)	27-27	878-32.5	116-291	.399	60-165	.364	88-104	.846	28-100-128	4.7	32-0	50	32	5	27	380	14.1
NCAA CAREER	94-93	3202-34.1	466-1085	.429	227-547	.415	299-345	.867	63-365-428	4.6	135-0	225	133	16	117	1458	15.5



0 — FLO THAMBA

F • 6-10 • 240 • SO. • 1L
KINSHASA, CONGO (MOUNTAIN MISSION SCHOOL)

SEASON HIGHS

Points: — 11 vs. UT Martin (12/18/19)
FG: — 4 vs. UT Martin (12/18/19)
FGA: — 4, three times
3FG: —
3FGA: —
FT: — 3 vs. Texas State (11/15/19); vs. UT Martin (12/18/19)
FTA: — 6 vs. UT Martin (12/18/19)
Rebounds: — 8 vs. UT Martin (12/18/19)
Assists: — 2 vs. Central Arkansas (11/5/19)
Turnovers: — 1, five times
Blocks: — 4 vs. UT Martin (12/18/19)
Steals: —
Minutes Played: — 21 vs. UT Martin (12/18/19)

CAREER HIGHS

Points: — 11 vs. UT Martin (12/18/19)
FG: — 4 vs. UT Martin (12/18/19)
FGA: — 5 vs. Kansas (1/12/19)
3FG: —
3FGA: —
FT: — 3, four times
FTA: — 6 vs. UT Martin (12/18/19)
Rebounds: — 8 vs. UT Martin (12/18/19)
Assists: — 3 vs. TCU (2/2/19)
Turnovers: — 2, seven times
Blocks: — 4 vs. UT Martin (12/18/19)
Steals: — 1, six times
Minutes Played: — 21, three times

MISCELLANEOUS

	19-20	CAREER	BU RECORD
Double-Figure Points:	1	1	1-0
Double-Figure Rebounds:	—	—	—
Double-Doubles:	—	—	—
2+ Blocks:	2	8	7-1
Led team in Points:	—	—	—
Led team in Rebounds:	1	1	1-0
Led team in Blocks:	3	8	6-2
Led team in Bench Points:	2	2	2-0

THAMBA NOTEBOOK


- Sophomore big man with 7-foot-6 wingspan, originally from Kinshasa, Democratic Republic of the Congo
- Played off bench in 18 of 29 games this season, totaling 41 points, 40 rebounds and 13 blocks in 157 minutes
- Came off bench to play 13 minutes vs. Kansas State (2/25/20), most in Big 12 play this season
- Made pair of clutch free throws to give Bears 1-point lead with 4:55 left in comeback win at Oklahoma State (1/18/20)
- Recorded career-highs with 11 points (4-4 FGs), 8 rebounds, 4 blocks and 21 minutes vs. UT Martin (12/18/19)
- Came off bench in 33 of 34 games as freshman in 2018-19, including 15 games with double-digit minutes
- Had season-highs of 6 rebounds, 3 assists and 2 blocks in just 14 minutes vs. TCU (2/2/19)
- Born in Congo, lived in England, France and South Africa, emigrated to United States in 2014
- Averaged 14.0 points, 10.0 rebounds and 1.5 blocks as senior at Mountain Mission School in Grundy, Va.
- Late addition to 2018 signing class, ranked No. 243 overall and No. 34 center by 247Sports

2019-20 GAME-BY-GAME

OPPONENT	DATE	GS	MIN	FG	3FG	FT	OR-DR-TR	PF	A	T	B	S	PTS
Central Arkansas	11/5		11	2-2	0-0	0-1	3-2-5	2	2	1	1	0	4
vs. Washington	11/8			DNP									
Texas State	11/15		10	1-2	0-0	3-4	1-1-2	2	0	0	0	0	5
vs. Ohio	11/21		8	0-0	0-0	0-0	0-2-2	2	0	0	0	0	0
at Coastal Carolina	11/22		4	0-0	0-0	0-0	0-0-0	1	0	0	0	0	0
vs. #17 Villanova	11/24			DNP									
Maryland-Eastern Shore	12/3		17	2-2	0-0	2-3	0-4-4	4	0	1	1	0	6
#12 Arizona	12/7		13	1-4	0-0	2-2	2-2-4	4	0	1	1	0	4
#18 Butler	12/10		9	1-2	0-0	0-2	1-1-2	2	0	0	1	0	2
vs. UT Martin	12/18		21	4-4	0-0	3-6	0-8-8	4	0	1	4	0	11
Jackson State	12/30		12	0-4	0-0	2-4	1-3-4	1	0	0	0	0	2
Texas	1/4		5	0-1	0-0	0-0	1-2-3	0	0	0	1	0	0
at #22 Texas Tech	1/7			DNP									
at #3 Kansas	1/11		4	0-0	0-0	0-0	0-0-0	0	0	0	0	0	0
Iowa State	1/15		4	0-0	0-0	1-2	1-0-1	0	0	0	0	0	1
at Oklahoma State	1/18		3	0-0	0-0	2-2	0-0-0	1	0	0	0	0	2
Oklahoma	1/20			DNP									
at Florida	1/25		5	0-1	0-0	0-0	0-0-0	2	0	1	0	0	0
at Iowa State	1/29			DNP									
TCU	2/1			DNP									
at Kansas State	2/3			DNP									
Oklahoma State	2/8		2	0-0	0-0	0-0	0-0-0	1	0	0	0	0	0
at Texas	2/10			DNP									
#14 West Virginia	2/15		6	0-1	0-0	0-1	1-0-1	1	0	0	1	0	0
at Oklahoma	2/18			DNP									
#3 Kansas	2/22			DNP									
Kansas State	2/25		13	1-2	0-0	0-0	0-1-1	1	0	0	1	0	2
at TCU	2/29			DNP									
Texas Tech	3/2		10	0-1	0-0	2-3	2-1-3	0	0	1	2	0	2
at West Virginia	3/7												

THAMBA'S CAREER STATS

YEAR	GP-GS	MIN-AVG	FG-A	PCT	3FG-A	PCT	FT-A	PCT	OFF-DEF-TOT	AVG	PF-D	A	TO	B	S	TP	AVG
2018-19 (FR.)	33-0	331-10.0	21-39	.538	0-0	.000	16-30	.533	31-41-72	2.2	57-1	11	24	21	6	58	1.8
2019-20 (SO.)	18-0	157-8.7	12-26	.462	0-0	.000	17-30	.567	13-27-40	2.2	28-0	2	6	13	0	41	2.3
CAREER	51-0	488-9.6	33-65	.508	0-0	.000	33-60	.550	44-68-112	2.2	85-1	13	30	34	6	99	1.9



11 – MARK VITAL

G/F • 6-5 • 230 • R.J.R. • 2L

LAKE CHARLES, LA. (ADVANCED PREP INT'L (TEXAS))

SEASON HIGHS

Points: – 13 vs. Oklahoma State (2/8/20)
FG: – 6 vs. Oklahoma State (2/8/20)
FGA: – 10 vs. Washington (11/8/19); vs. Oklahoma State (2/8/20)
3FG: – 1 vs. Texas State (11/15/19); vs. Butler (12/10/19)
3FGA: – 4 vs. Jackson State (12/30/19)
FT: – 4 at Texas Tech (1/7/20)
FTA: – 8 at Texas Tech (1/7/20)
Rebounds: – 13 at Texas Tech (1/7/20)
Assists: – 7 at Iowa State (1/29/20)
Turnovers: – 4 vs. West Virginia (2/15/20)
Blocks: – 3 vs. Butler (12/10/19)
Steals: – 4 vs. Jackson State (12/30/19); vs. West Virginia (2/15/20)
Minutes Played: – 38 at Kansas (1/11/20)

CAREER HIGHS

Points: – 17 vs. Gonzaga (3/23/19)
FG: – 7 vs. Gonzaga (3/23/19)
FGA: – 13 vs. Kansas (1/12/19)
3FG: – 1, seven times
3FGA: – 4 vs. Jackson State (12/30/19)
FT: – 7 vs. Texas (2/27/19)
FTA: – 10 vs. Prairie View A&M (11/12/18); vs. Nicholls (11/16/18)
Rebounds: – 17 at Arizona (12/15/18)
Assists: – 8 vs. Oklahoma State (1/15/18)
Turnovers: – 7 vs. Kansas (2/10/18)
Blocks: – 3, five times
Steals: – 5 vs. SFA (12/18/18)
Minutes Played: – 41 vs. Texas (2/27/19)

MISCELLANEOUS

	19-20	CAREER	BU RECORD
Double-Figure Points:	6	25	15-10
Double-Figure Rebounds:	2	11	9-2
Double-Doubles:	–	2	2-0
5+ Assists:	1	8	7-1
2+ Blocks	5	19	14-5
Led team in Points:	–	3	0-3
Led team in Rebounds:	6	32	22-10
Led team in Assists:	4	17	11-6
Led team in Blocks:	5	20	13-7
Led team in Bench Points:	2	8	7-1

VITAL NOTEBOOK

- High-flying redshirt junior guard/forward from Lake Charles, La., sat out 2016-17 season before debuting in 2017-18
- Named 2019 All-Big 12 honorable mention and selected to Big 12 All-Defensive Team by league's coaches
- Appeared in team-high 87 consecutive games before missing last game vs. Texas Tech (3/2/20) due to knee injury
- Joined Davion Mitchell to make Baylor only team with 2 semifinalists for Naismith Defensive Player of the Year
- Started all 34 games last season (11 at 5-spot, 21 at 4-spot, 2 at 3-spot); has started 64 of team's last 74 games
- Has scored in double-figures 25 times during BU career, has 11 games with double-digit rebounds and 2 double-doubles
- Recorded season-high 13 points and added 6 rebounds in win over Oklahoma State (2/8/20)
- Posted 8 points, 9 rebounds and season-high 7 assists in 31 minutes of win at Iowa State (1/29/20)
- Tied career-high with 3 blocks, including potential go-ahead layup with 1.5 seconds left in win over No. 18 Butler (12/10/19)
- Had career-high 17 points with 8 rebounds in 29 minutes of NCAA Tournament 2nd Round vs. Gonzaga (3/23/19)
- Went perfect 7-for-7 at foul line and posted 13 points, 8 rebounds and 3 assists in 84-83 OT win vs. Texas (2/27/17)
- Posted 2nd career double-double with career-high 15 points, 14 rebounds, 2 assists and 2 blocks in win vs. West Virginia (2/23/19)
- Had career-high 17 rebounds (9 offensive) in win at Arizona (12/15/18), out-rebounding all 9 Arizona players combined (14 rebounds)
- Career-first double-double with 11 points, 11 rebounds and 5 assists in 29 minutes vs. Nicholls State (11/16/18)
- Played in all but one game vs. NCAA teams during BU career (missed vs. Randall in 2017-18 and vs. TTU in 2018-19)
- Committed to Baylor in September 2013, more than two years before signing day

2019-20 GAME-BY-GAME

OPPONENT	DATE	GS	MIN	FG	3FG	FT	OR-DR-TR	PF	A	T	B	S	PTS
Central Arkansas	11/5		19	2-7	0-1	2-4	1-4-5	4	1	1	0	0	6
vs. Washington	11/8		23	3-10	0-0	2-2	2-1-3	3	1	0	1	1	8
Texas State	11/15	*	26	3-8	1-3	3-4	4-1-5	1	1	1	2	2	10
vs. Ohio	11/21		23	3-5	0-0	3-6	4-2-6	0	0	1	2	2	9
at Coastal Carolina	11/22		27	5-7	0-1	0-1	5-4-9	2	2	1	1	3	10
vs. #17 Villanova	11/24		26	0-0	0-0	2-2	1-3-4	4	3	2	0	1	2
Maryland-Eastern Shore	12/3	*	27	3-8	0-2	0-3	3-3-6	2	1	2	1	3	6
#12 Arizona	12/7		14	0-1	0-0	0-0	1-6-7	5	3	1	0	2	0
#18 Butler	12/10	*	31	3-7	1-1	0-1	3-2-5	2	2	1	3	1	7
vs. UT Martin	12/18	*	24	5-6	0-0	1-2	2-0-2	2	2	1	1	2	11
Jackson State	12/30	*	27	3-8	0-4	0-2	1-5-6	1	3	3	0	4	6
Texas	1/4	*	26	2-8	0-1	0-1	6-1-7	1	0	1	2	2	4
at #22 Texas Tech	1/7	*	30	2-3	0-0	4-8	4-9-13	3	1	1	0	3	8
at #3 Kansas	1/11	*	38	1-7	0-1	2-2	1-5-6	3	4	0	0	3	4
Iowa State	1/15	*	31	5-9	0-2	1-5	3-4-7	3	1	2	0	2	11
at Oklahoma State	1/18	*	24	0-2	0-0	0-0	2-1-3	2	3	2	0	1	0
Oklahoma	1/20	*	26	1-5	0-1	0-1	4-4-8	2	1	1	2	0	2
at Florida	1/25	*	29	2-3	0-0	0-0	4-6-10	3	0	1	0	0	4
at Iowa State	1/29	*	31	4-6	0-0	0-0	5-4-9	1	7	2	0	1	8
TCU	2/1	*	22	0-0	0-0	1-2	3-1-4	2	2	2	0	0	1
at Kansas State	2/3	*	25	2-2	0-0	1-3	1-5-6	4	4	1	0	3	5
Oklahoma State	2/8	*	27	6-10	0-0	1-3	4-2-6	3	0	2	1	2	13
at Texas	2/10	*	29	4-9	0-0	0-1	5-3-8	3	1	3	1	2	8
#14 West Virginia	2/15	*	21	2-5	0-0	1-2	1-4-5	2	2	4	0	4	5
at Oklahoma	2/18	*	32	5-7	0-0	0-0	3-3-6	3	1	0	0	0	10
#3 Kansas	2/22	*	30	2-4	0-0	2-5	5-3-8	4	2	1	0	2	6
Kansas State	2/25	*	14	1-3	0-0	0-0	2-2-4	3	0	0	0	1	2
at TCU	2/29	*	21	1-1	0-0	1-2	0-1-1	5	1	1	0	1	3
Texas Tech	3/2					DNP							
at West Virginia	3/7												

VITAL'S CAREER STATS

YEAR	GP-GS	MIN-AVG	FG-A	PCT	3FG-A	PCT	FT-A	PCT	OFF-DEF-TOT	AVG	PF-D	A	TO	B	S	TP	AVG
2016-17 (FR.)		-redshirt-															
2017-18 (RFR.)	33-18	786-23.8	87-181	.481	1-10	.100	47-93	.505	75-109-184	5.6	73-0	71	68	21	26	222	6.7
2018-19 (RSO.)	34-34	943-27.7	89-192	.464	4-22	.182	64-121	.529	121-124-245	7.2	99-4	68	61	31	35	246	7.2
2019-20 (RJR.)	28-22	723-25.8	70-151	.464	2-17	.118	27-62	.435	80-89-169	6.0	73-2	49	38	17	49	169	6.0
CAREER	95-74	2452-25.8	246-524	.469	7-49	.143	138-276	.500	276-322-598	6.3	245-6	188	167	69	110	637	6.7

2019-20 SEASON STATISTICS



THE STAT CREW SYSTEM
Baylor Combined Team Statistics (as of Mar 02, 2020)
All games



BIG 12 CONFERENCE

RECORD:	OVERALL	HOME	AWAY	NEUTRAL
ALL GAMES	26-3	14-1	9-1	3-1
CONFERENCE	15-2	8-1	7-1	0-0
NON-CONFERENCE	11-1	6-0	2-0	3-1

#	Player	gp-gs	min	avg	Total		3-Point		F-Throw		Rebounds				pf	dq	a	to	blk	stl	pts	avg
					fg-fga	fg%	3fg-fga	3fg%	ft-fga	ft%	off	def	tot	avg								
12	Butler, Jared	29-29	878	30.3	161-383	.420	76-196	.388	61-79	.772	15	78	93	3.2	69	1	92	69	4	47	459	15.8
31	Teague, MaCio	27-27	878	32.5	116-291	.399	60-165	.364	88-104	.846	28	100	128	4.7	32	0	50	32	5	27	380	14.1
45	Mitchell, Davion	29-29	938	32.3	99-246	.402	31-101	.307	53-80	.663	10	71	81	2.8	79	1	113	64	11	42	282	9.7
33	Gillespie, Freddie	29-29	828	28.6	108-196	.551	0-0	.000	65-95	.684	121	144	265	9.1	80	0	14	26	64	33	281	9.7
02	Bandoo, Devonte	29-3	757	26.1	81-206	.393	40-100	.400	25-33	.758	27	79	106	3.7	33	0	45	45	2	16	227	7.8
11	Vital, Mark	28-22	723	25.8	70-151	.464	2-17	.118	27-62	.435	80	89	169	6.0	73	2	49	38	17	49	169	6.0
24	Mayer, Matthew	29-0	343	11.8	53-125	.424	17-45	.378	20-29	.690	18	39	57	2.0	30	0	23	21	4	15	143	4.9
25	Clark, Tristan	22-6	288	13.1	38-80	.475	0-2	.000	11-17	.647	15	38	53	2.4	53	1	11	26	10	4	87	4.0
00	Thamba, Flo	18-0	157	8.7	12-26	.462	0-0	.000	17-30	.567	13	27	40	2.2	28	0	2	6	13	0	41	2.3
15	Okeke, Obim	7-0	23	3.3	0-8	.000	0-7	.000	1-2	.500	0	5	5	0.7	3	0	5	2	0	1	1	0.1
13	Moffatt, Jackson	6-0	12	2.0	0-7	.000	0-5	.000	0-0	.000	0	1	1	0.2	1	0	0	0	0	1	0	0.0
Team											49	31	80				12					
Total.....		29	5825		738-1719	.429	226-638	.354	368-531	.693	376	702	1078	37.2	481	5	404	341	130	235	2070	71.4
Opponents.....		29	5825		619-1566	.395	172-555	.310	318-464	.685	290	670	960	33.1	531	16	328	439	140	163	1728	59.6

TEAM STATISTICS	BU	OPP	Date	Opponent	Score	Att.
SCORING	2070	1728	11/05/19	CENTRAL ARKANSAS	w 105-61	8805
Points per game	71.4	59.6	11/08/19	vs Washington	L 64-67	5117
Scoring margin	+11.8	-	11/15/19	TEXAS ST.	w 72-63	7640
FIELD GOALS-ATT	738-1719	619-1566	11/21/19	vs Ohio	w 76-53	2269
Field goal pct	.429	.395	! 11/22/19	at Coastal Carolina	w 77-65	1921
3 POINT FG-ATT	226-638	172-555	11/24/19	vs Villanova	w 87-78	0
3-point FG pct	.354	.310	12/03/19	UMES	w 78-46	6195
3-pt FG made per game	7.8	5.9	12/07/19	ARIZONA	w 63-58	7872
FREE THROWS-ATT	368-531	318-464	12/10/19	BUTLER	w 53-52	7270
Free throw pct	.693	.685	12/18/19	vs UT Martin	w 91-63	0
F-Throws made per game	12.7	11.0	12/30/19	JACKSON ST.	w 83-57	6773
REBOUNDS	1078	960	* 01/04/20	TEXAS	w 59-44	6063
Rebounds per game	37.2	33.1	* 01/07/20	at Texas Tech	w 57-52	15098
Rebounding margin	+4.1	-	* 01/11/20	at Kansas	w 67-55	16300
ASSISTS	404	328	* 01/15/20	IOWA ST.	w 68-55	8500
Assists per game	13.9	11.3	* 01/18/20	at Oklahoma St.	w 75-68	7594
TURNOVERS	341	439	* 01/20/20	OKLAHOMA	w 61-57	9217
Turnovers per game	11.8	15.1	01/25/20	at Florida	w 72-61	11092
Turnover margin	+3.4	-	* 01/29/20	at Iowa St.	w 67-53	13896
Assist/turnover ratio	1.2	0.7	* 02/01/20	TCU	w 68-52	8830
STEALS	235	163	* 02/03/20	at Kansas St.	w 73-67	8888
Steals per game	8.1	5.6	* 02/08/20	OKLAHOMA ST.	w 78-70	7675
BLOCKS	130	140	* 02/10/20	at Texas	w 52-45	9433
Blocks per game	4.5	4.8	* 02/15/20	WEST VIRGINIA	w 70-59	10305
ATTENDANCE	122664	108174	* 02/18/20	at Oklahoma	w 65-54	10017
Home games-Avg/Game	15-8178	10-10079	* 02/22/20	KANSAS	L 61-64	10627
Neutral site-Avg/Game	-	4-1846	* 02/25/20	KANSAS ST.	w 85-66	7939
			* 02/29/20	at TCU	L 72-75	6549
			* 03/02/20	TEXAS TECH	Wot 71-68	8953

Score by Periods	1st	2nd	OT	Totals
Baylor	1004	1055	11	2070
Opponents	766	954	8	1728

* = Conference game

2019-20 BIG 12 STATISTICS



THE STAT CREW SYSTEM
 Baylor Combined Team Statistics (as of Mar 02, 2020)
 Conference games only



BIG 12 CONFERENCE

RECORD:	OVERALL	HOME	AWAY	NEUTRAL
ALL GAMES	15-2	8-1	7-1	0-0
CONFERENCE	15-2	8-1	7-1	0-0
NON-CONFERENCE	0-0	0-0	0-0	0-0

#	Player	gp-gs	min	avg	Total		3-Point		F-Throw		Rebounds				pf	dq	a	to	blk	stl	pts	avg
					fg-fga	fg%	3fg-fga	3fg%	ft-fa	ft%	off	def	tot	avg								
12	Butler, Jared	17-17	531	31.2	93-238	.391	40-116	.345	29-44	.659	11	51	62	3.6	43	0	53	42	2	29	255	15.0
31	Teague, MaCio	15-15	508	33.9	60-158	.380	32-87	.368	51-59	.864	15	55	70	4.7	20	0	19	11	3	15	203	13.5
33	Gillespie, Freddie	17-17	500	29.4	67-123	.545	0-0	.000	39-60	.650	76	81	157	9.2	56	0	5	14	39	17	173	10.2
45	Mitchell, Davion	17-17	577	33.9	58-145	.400	18-56	.321	28-42	.667	6	51	57	3.4	46	1	70	41	7	23	162	9.5
02	Bandoo, Devonte	17-3	450	26.5	41-120	.342	21-58	.362	15-21	.714	15	38	53	3.1	19	0	24	25	1	9	118	6.9
11	Vital, Mark	16-16	427	26.7	38-81	.469	0-5	.000	14-35	.400	49	52	101	6.3	44	1	30	23	6	27	90	5.6
24	Mayer, Matthew	17-0	223	13.1	32-77	.416	9-29	.310	17-21	.810	7	30	37	2.2	15	0	15	13	2	10	90	5.3
25	Clark, Tristan	15-0	155	10.3	23-37	.622	0-0	.000	4-8	.500	10	20	30	2.0	35	1	5	14	7	1	50	3.3
00	Thamba, Flo	8-0	47	5.9	1-5	.200	0-0	.000	5-8	.625	5	4	9	1.1	4	0	0	1	5	0	7	0.9
15	Okeke, Obim	2-0	5	2.5	0-2	.000	0-2	.000	1-2	.500	0	0	0	0.0	1	0	0	1	0	0	1	0.5
13	Moffatt, Jackson	2-0	2	1.0	0-2	.000	0-0	.000	0-0	.000	0	0	0	0.0	0	0	0	0	0	0	0	0.0
Team											23	24	47				7					
Total.....		17	3425		413-988	.418	120-353	.340	203-300	.677	217	406	623	36.6	283	3	221	192	72	131	1149	67.6
Opponents.....		17	3425		362-900	.402	102-331	.308	178-261	.682	169	401	570	33.5	312	11	197	247	81	92	1004	59.1

TEAM STATISTICS	BU	OPP	Date	Opponent	Score	Att.
SCORING	1149	1004	* 01/04/20	TEXAS	w 59-44	6063
Points per game	67.6	59.1	* 01/07/20	at Texas Tech	w 57-52	15098
Scoring margin	+8.5	-	* 01/11/20	at Kansas	w 67-55	16300
FIELD GOALS-ATT	413-988	362-900	* 01/15/20	IOWA ST.	w 68-55	8500
Field goal pct	.418	.402	* 01/18/20	at Oklahoma St.	w 75-68	7594
3 POINT FG-ATT	120-353	102-331	* 01/20/20	OKLAHOMA	w 61-57	9217
3-point FG pct	.340	.308	* 01/29/20	at Iowa St.	w 67-53	13896
3-pt FG made per game	7.1	6.0	* 02/01/20	TCU	w 68-52	8830
FREE THROWS-ATT	203-300	178-261	* 02/03/20	at Kansas St.	w 73-67	8888
Free throw pct	.677	.682	* 02/08/20	OKLAHOMA ST.	w 78-70	7675
F-Throws made per game	11.9	10.5	* 02/10/20	at Texas	w 52-45	9433
REBOUNDS	623	570	* 02/15/20	WEST VIRGINIA	w 70-59	10305
Rebounds per game	36.6	33.5	* 02/18/20	at Oklahoma	w 65-54	10017
Rebounding margin	+3.1	-	* 02/22/20	KANSAS	L 61-64	10627
ASSISTS	221	197	* 02/25/20	KANSAS ST.	w 85-66	7939
Assists per game	13.0	11.6	* 02/29/20	at TCU	L 72-75	6549
TURNOVERS	192	247	* 03/02/20	TEXAS TECH	Wot 71-68	8953
Turnovers per game	11.3	14.5				
Turnover margin	+3.2	-				
Assist/turnover ratio	1.2	0.8				
STEALS	131	92				
Steals per game	7.7	5.4				
BLOCKS	72	81				
Blocks per game	4.2	4.8				
ATTENDANCE	78109	87775				
Home games-Avg/Game	9-8679	8-10972				
Neutral site-Avg/Game	-	0-0				

* = Conference game

Score by Periods	1st	2nd	OT	Totals
Baylor	546	592	11	1149
Opponents	425	571	8	1004

2019-20 TEAM GAME-BY-GAME



THE STAT CREW SYSTEM
Baylor Team Game-by-Game (as of Mar 02, 2020)
All games



BIG 12 CONFERENCE

TEAM STATISTICS

Opponent	Date	Score	W	Total		3-Pointers		Free throws		Rebounds				pf	a	t/o	blk	stl	pts	avg
				fg-fga	pct	3fg-fga	pct	ft-fa	pct	off	def	tot	avg							
CENTRAL ARKANSAS	11/05/19	105-61	W	40-71	.563	18-33	.545	7-14	.500	13	38	51	51.0	20	25	14	2	6	105	105.0
vs Washington	11/08/19	64-67	L	23-65	.354	8-21	.381	10-12	.833	12	22	34	42.5	16	19	16	4	7	64	84.5
TEXAS ST.	11/15/19	72-63	W	25-61	.410	6-23	.261	16-24	.667	16	18	34	39.7	10	12	12	7	15	72	80.3
vs Ohio	11/21/19	76-53	W	25-59	.424	4-15	.267	22-28	.786	17	25	42	40.2	15	10	10	5	11	76	79.2
at Coastal Carolina	11/22/19	77-65	W	26-54	.481	9-27	.333	16-20	.800	11	15	26	37.4	18	16	13	1	9	77	78.8
vs Villanova	11/24/19	87-78	W	31-59	.525	11-19	.579	14-18	.778	11	17	28	35.8	19	10	5	3	6	87	80.2
UMES	12/03/19	78-46	W	27-67	.403	11-31	.355	13-22	.591	16	36	52	38.1	14	18	12	7	11	78	79.9
ARIZONA	12/07/19	63-58	W	17-56	.304	6-24	.250	23-28	.821	13	27	40	38.4	22	12	16	9	9	63	77.8
BUTLER	12/10/19	53-52	W	21-60	.350	6-27	.222	5-11	.455	13	21	34	37.9	14	11	11	7	4	53	75.0
vs UT Martin	12/18/19	91-63	W	39-70	.557	8-25	.320	5-10	.500	13	25	38	37.9	17	21	12	7	13	91	76.6
JACKSON ST.	12/30/19	83-57	W	27-54	.500	10-21	.476	19-28	.679	11	28	39	38.0	14	16	15	3	10	83	77.2
TEXAS	01/04/20	59-44	W	20-64	.313	5-17	.294	14-16	.875	19	29	48	38.8	16	6	8	8	5	59	75.7
at Texas Tech	01/07/20	57-52	W	22-51	.431	4-13	.308	9-17	.529	17	27	44	39.2	21	6	20	2	6	57	74.2
at Kansas	01/11/20	67-55	W	27-60	.450	8-19	.421	5-7	.714	7	24	31	38.6	16	13	5	2	9	67	73.7
IOWA ST.	01/15/20	68-55	W	25-62	.403	5-20	.250	13-22	.591	17	28	45	39.1	13	13	12	4	6	68	73.3
at Oklahoma St.	01/18/20	75-68	W	24-55	.436	8-23	.348	19-23	.826	9	21	30	38.5	15	14	9	4	7	75	73.4
OKLAHOMA	01/20/20	61-57	W	22-63	.349	6-26	.231	11-15	.733	18	28	46	38.9	12	11	11	5	4	61	72.7
at Florida	01/25/20	72-61	W	24-55	.436	9-19	.474	15-16	.938	13	24	37	38.8	19	13	13	3	3	72	72.7
at Iowa St.	01/29/20	67-53	W	28-62	.452	4-20	.200	7-9	.778	14	25	39	38.8	15	14	10	5	9	67	72.4
TCU	02/01/20	68-52	W	23-55	.418	9-19	.474	13-17	.765	12	25	37	38.8	14	15	11	8	7	68	72.2
at Kansas St.	02/03/20	73-67	W	24-48	.500	9-22	.409	16-29	.552	8	23	31	38.4	18	17	14	1	11	73	72.2
OKLAHOMA ST.	02/08/20	78-70	W	25-59	.424	8-26	.308	20-33	.606	15	15	30	38.0	20	15	9	3	5	78	72.5
at Texas	02/10/20	52-45	W	17-50	.340	6-16	.375	12-16	.750	10	29	39	38.0	17	9	13	6	5	52	71.6
WEST VIRGINIA	02/15/20	70-59	W	29-56	.518	6-18	.333	6-11	.545	11	23	34	37.9	19	21	20	3	11	70	71.5
at Oklahoma	02/18/20	65-54	W	26-62	.419	8-25	.320	5-7	.714	11	26	37	37.8	18	9	8	4	8	65	71.2
KANSAS	02/22/20	61-64	L	23-58	.397	7-20	.350	8-15	.533	11	21	32	37.6	16	14	10	5	9	61	70.8
KANSAS ST.	02/25/20	85-66	W	28-57	.491	13-28	.464	16-18	.889	8	22	30	37.3	17	19	11	4	8	85	71.4
at TCU	02/29/20	72-75	L	27-63	.429	4-17	.235	14-22	.636	13	23	36	37.3	23	12	10	4	8	72	71.4
TEXAS TECH	03/02/20	71-68	Wot	23-63	.365	10-24	.417	15-23	.652	17	17	34	37.2	13	13	11	4	13	71	71.4
Baylor		2070		738-1719	.429	226-638	.354	368-531	.693	376	702	1078	37.2	481	404	341	130	235	2070	71.4
Opponents		1728		619-1566	.395	172-555	.310	318-464	.685	290	670	960	33.1	531	328	439	140	163	1728	59.6

Games played: 29
 Points/game: 71.4
 FG Pct: 42.9
 3FG Pct: 35.4
 FT Pct: 69.3

Rebounds/game: 37.2
 Assists/game: 13.9
 Turnovers/game: 11.8
 Assist/turnover ratio: 1.2
 Steals/game: 8.1
 Blocks/game: 4.5

2019-20 OPPONENT GAME-BY-GAME



THE STAT CREW SYSTEM
 Baylor Opponent Game-by-Game (as of Mar 02, 2020)
 All games



OPPONENT STATISTICS

Opponent	Date	Score		Total		3-Pointers		Free throws		Rebounds				pf	a	t/o	blk	stl	pts	avg
				fg-fga	pct	3fg-fga	pct	ft-fa	pct	off	def	tot	avg							
CENTRAL ARKANSAS	11/05/19	105-61	W	22-61	.361	4-23	.174	13-24	.542	8	22	30	30.0	19	11	15	6	5	61	61.0
vs Washington	11/08/19	64-67	L	24-53	.453	7-15	.467	12-17	.706	5	29	34	32.0	15	17	20	11	8	67	64.0
TEXAS ST.	11/15/19	72-63	W	26-61	.426	6-17	.353	5-7	.714	9	22	31	31.7	17	11	18	6	8	63	63.7
vs Ohio	11/21/19	76-53	W	19-53	.358	9-29	.310	6-12	.500	11	21	32	31.8	20	12	19	2	7	53	61.0
at Coastal Carolina	11/22/19	77-65	W	23-45	.511	9-14	.643	10-15	.667	9	20	29	31.2	21	14	22	3	4	65	61.8
vs Villanova	11/24/19	87-78	W	28-54	.519	8-25	.320	14-19	.737	12	19	31	31.2	17	16	12	4	3	78	64.5
UMES	12/03/19	78-46	W	17-64	.266	5-19	.263	7-11	.636	9	26	35	31.7	19	8	15	4	7	46	61.9
ARIZONA	12/07/19	63-58	W	14-52	.269	2-18	.111	28-34	.824	10	23	33	31.9	23	7	16	6	9	58	61.4
BUTLER	12/10/19	53-52	W	20-51	.392	5-15	.333	7-10	.700	7	26	33	32.0	16	9	11	5	4	52	60.3
vs UT Martin	12/18/19	91-63	W	21-60	.350	6-19	.316	15-21	.714	19	21	40	32.8	13	7	19	4	4	63	60.6
JACKSON ST.	12/30/19	83-57	W	20-60	.333	5-13	.385	12-17	.706	14	22	36	33.1	22	8	18	2	7	57	60.3
TEXAS	01/04/20	59-44	W	18-52	.346	3-16	.188	5-15	.333	9	26	35	33.2	17	9	11	4	2	44	58.9
at Texas Tech	01/07/20	57-52	W	20-54	.370	7-23	.304	5-12	.417	10	15	25	32.6	18	13	13	7	8	52	58.4
at Kansas	01/11/20	67-55	W	20-51	.392	4-15	.267	11-14	.786	9	25	34	32.7	10	9	14	10	3	55	58.1
IOWA ST.	01/15/20	68-55	W	23-58	.397	6-23	.261	3-6	.500	8	25	33	32.7	20	17	12	6	5	55	57.9
at Oklahoma St.	01/18/20	75-68	W	23-56	.411	10-24	.417	12-15	.800	12	25	37	33.0	19	13	15	2	6	68	58.6
OKLAHOMA	01/20/20	61-57	W	21-60	.350	9-25	.360	6-10	.600	12	24	36	33.2	15	13	8	6	9	57	58.5
at Florida	01/25/20	72-61	W	23-52	.442	4-17	.235	11-16	.688	8	18	26	32.8	17	11	7	6	5	61	58.6
at Iowa St.	01/29/20	67-53	W	18-50	.360	4-17	.235	13-15	.867	8	20	28	32.5	13	7	16	2	5	53	58.3
TCU	02/01/20	68-52	W	19-53	.358	6-21	.286	8-13	.615	12	18	30	32.4	16	13	15	7	5	52	58.0
at Kansas St.	02/03/20	73-67	W	22-48	.458	8-21	.381	15-19	.789	6	25	31	32.3	24	14	16	1	5	67	58.4
OKLAHOMA ST.	02/08/20	78-70	W	24-51	.471	5-17	.294	17-22	.773	13	25	38	32.6	29	11	15	3	4	70	59.0
at Texas	02/10/20	52-45	W	18-59	.305	3-17	.176	6-11	.545	14	25	39	32.9	19	8	14	6	5	45	58.3
WEST VIRGINIA	02/15/20	70-59	W	19-55	.345	6-18	.333	15-22	.682	14	20	34	32.9	18	7	22	2	9	59	58.4
at Oklahoma	02/18/20	65-54	W	19-52	.365	5-21	.238	11-15	.733	8	27	35	33.0	13	7	12	7	3	54	58.2
KANSAS	02/22/20	61-64	L	27-53	.509	3-13	.231	7-10	.700	7	27	34	33.0	19	13	12	4	5	64	58.4
KANSAS ST.	02/25/20	85-66	W	22-49	.449	7-17	.412	15-19	.789	8	23	31	33.0	22	11	18	6	7	66	58.7
at TCU	02/29/20	72-75	L	23-47	.489	9-20	.450	20-32	.625	9	26	35	33.0	18	14	14	4	6	75	59.3
TEXAS TECH	03/02/20	71-68	Wot	26-52	.500	7-23	.304	9-11	.818	10	25	35	33.1	22	18	20	4	5	68	59.6
Opponents		1728		619-1566	.395	172-555	.310	318-464	.685	290	670	960	33.1	531	328	439	140	163	1728	59.6
Baylor		2070		738-1719	.429	226-638	.354	368-531	.693	376	702	1078	37.2	481	404	341	130	235	2070	71.4

Games played: 29
 Points/game: 59.6
 FG Pct: 39.5
 3FG Pct: 31.0
 FT Pct: 68.5

Rebounds/game: 33.1
 Assists/game: 11.3
 Turnovers/game: 15.1
 Assist/turnover ratio: 0.7
 Steals/game: 5.6
 Blocks/game: 4.8

GAME 29 – TEXAS TECH

2019-20 BAYLOR BASKETBALL GAME NOTES

GAME 1 – #18 BAYLOR 107, CENTRAL ARKANSAS 61

GAME 2 – WASHINGTON 67, #18 BAYLOR 64



Official Basketball Box Score -- Game Totals -- Final Statistics
Central Arkansas vs Baylor
11/05/19 11:00 a.m. at Ferrell Center (Waco, Texas)



Central Arkansas 61 • 0-1

#	Player	Pos	Total			3-Ptr			Rebounds			PF	TP	A	TO	Blk	Stl	Min								
			FG-FGA	FT-FTA	Reb	FG-FGA	FT-FTA	Off	Def	Total																
00	Shittu, SK	f	1-5	0-1	0-2	1	2	3	4	2	0	0	0	1	12											
15	Koval, Hayden	c	3-8	1-3	5-7	0	3	3	2	12	3	0	3	1	34											
01	Bergersen, Ryan	g	7-14	1-5	2-3	1	5	6	1	17	2	2	0	0	31											
13	Kayouloud, Eddy	g	5-10	0-1	3-3	1	1	2	2	13	1	4	0	1	31											
55	Jones, DeAndre	g	3-7	1-4	2-3	0	0	0	4	9	2	4	0	0	22											
02	McDaniel, Lewis	g	0-2	0-2	0-4	0	1	1	1	0	1	4	0	1	11											
03	Weidenaar, Aaron	g	0-3	0-2	0-0	0	0	0	0	0	1	0	0	0	9											
05	Olowokere, Masai	g	0-2	0-1	0-0	2	1	3	0	0	0	0	0	0	9											
14	Cooper, Collin	g	1-4	1-3	0-0	0	1	1	2	3	0	1	0	1	18											
24	Chatham, Jared	g	1-2	0-0	1-2	0	0	0	2	3	0	1	0	0	8											
34	Baker, Jaxson	g	1-4	0-1	0-0	1	3	4	1	2	1	0	2	0	13											
35	Vanover, Brandon	g	0-0	0-0	0-0	0	0	0	0	0	0	0	0	0	2											
Team						22-61			4-23			13-24			8 22 30			19 61			11 15 6 5			200		



Official Basketball Box Score -- Game Totals -- Final Statistics
Washington vs Baylor
11/08/19 5:30 pm at Alaska Airlines Center - Anchorage, AK



Washington 67 • 1-0

#	Player	Pos	Total			3-Ptr			Rebounds			PF	TP	A	TO	Blk	Stl	Min								
			FG-FGA	FT-FTA	Reb	FG-FGA	FT-FTA	Off	Def	Total																
04	McDaniels, Jaden	f	5-10	1-2	7-8	1	7	8	3	18	3	4	4	1	33											
13	Wright, Hameir	f	2-5	2-3	0-0	0	4	4	4	6	1	4	4	1	29											
33	Stowart, Isaiah	f	7-13	0-1	1-1	3	4	7	3	15	2	3	1	0	36											
11	Carte, Nahzhiah	g	8-15	4-6	3-6	1	6	7	2	23	0	4	1	3	38											
55	Green, Quade	g	1-7	0-2	0-0	0	1	1	2	2	9	3	0	0	32											
01	Roberts, Nate	g	0-0	0-0	0-0	0	0	0	0	0	0	0	0	0	0											
05	Bey, Jamal	g	1-3	0-1	1-2	0	1	1	0	3	2	1	1	2	19											
10	Hardy, Elijah	g	0-0	0-0	0-0	0	1	1	0	1	0	1	0	1	11											
14	Timmins, Sam	g	0-0	0-0	0-0	0	0	0	0	0	0	0	0	0	2											
Team						24-53			7-15			12-17			5 29 34			15 67			17 20 11 8			200		

Baylor 105 • 1-0 #16/18

#	Player	Pos	Total			3-Ptr			Rebounds			PF	TP	A	TO	Blk	Stl	Min								
			FG-FGA	FT-FTA	Reb	FG-FGA	FT-FTA	Off	Def	Total																
25	Clark, Tristan	f	1-3	0-1	1-2	1	3	4	4	3	2	3	0	0	16											
33	Gillespie, Freddie	f	6-7	0-0	2-2	4	3	7	1	14	2	0	1	0	26											
12	Butler, Jared	g	10-14	8-12	2-2	0	4	4	1	30	5	2	0	2	28											
31	Teague, MacCio	g	7-12	4-6	0-0	1	9	10	2	18	3	3	0	1	35											
45	Mitchell, Davion	g	3-6	1-4	0-3	0	1	1	3	7	5	1	0	1	24											
00	Thamba, Flo	g	2-2	0-0	0-1	3	2	5	2	4	2	1	1	0	11											
02	Bandoo, Devonte	g	6-10	3-4	0-0	1	6	7	2	15	3	3	0	1	26											
11	Vital, Mark	g	2-7	0-1	2-4	1	4	5	4	6	1	1	0	0	19											
13	Moffatt, Jackson	g	0-2	0-2	0-0	0	1	1	0	0	0	0	0	0	3											
15	Okeke, Obim	g	0-1	0-1	0-0	0	2	2	0	2	0	0	0	1	4											
24	Mayer, Matthew	g	3-7	2-2	0-0	0	2	2	1	8	0	0	0	0	14											
Team						40-71			18-33			7-14			13 38 51			20 105			25 14 2 6			200		

Baylor 64 • 1-1

#	Player	Pos	Total			3-Ptr			Rebounds			PF	TP	A	TO	Blk	Stl	Min								
			FG-FGA	FT-FTA	Reb	FG-FGA	FT-FTA	Off	Def	Total																
25	Clark, Tristan	f	3-14	0-0	1-2	1	5	6	3	7	1	3	0	0	29											
33	Gillespie, Freddie	f	4-11	0-0	3-3	5	5	10	4	11	1	1	3	4	28											
12	Butler, Jared	g	6-9	4-6	2-2	0	3	3	2	18	4	4	0	0	35											
31	Teague, MacCio	g	3-8	1-6	1-2	1	4	5	1	8	5	3	0	1	30											
45	Mitchell, Davion	g	1-5	1-3	0-0	0	1	1	1	3	4	3	0	1	30											
02	Bandoo, Devonte	g	3-7	2-5	1-1	0	3	3	0	9	3	2	0	0	23											
11	Vital, Mark	g	3-10	0-0	2-2	2	1	3	3	8	1	0	1	1	23											
24	Mayer, Matthew	g	0-1	0-1	0-0	0	0	0	0	2	0	0	0	0	2											
Team						23-65			8-21			10-12			12 22 34			16 64			19 16 4 7			200		

Officials: R - Tom Eades U - Tyler Kumpf, Tommy Short
Technical fouls: Central Arkansas=None, Baylor=None.
Attendance: 8805
"I'm Going to College" Day at the Ferrell Center.

Officials: Marques Pettigrew, Nate Harris, Gerry Pollard
Technical fouls: Washington=TEAM, Baylor=None.
Attendance: 5117
ESPN Armed Forces Classic
Baylor ranked #16 AP#18 Coaches

Score by periods	1st	2nd	Total
Central Arkansas	32	29	61
Baylor	53	52	105

Score by periods	1st	2nd	Total
Washington	24	43	67
Baylor	31	33	64

Last FG - UCA 2nd-03:33, BU 2nd-00:34.
Largest lead - UCA None, BU by 44 2nd-00:34.
UCA led for 00:00, BU led for 39:35, Game was tied for 00:25.

Last FG - UW 2nd-09:29, BU 2nd-06:33.
Largest lead - UW by 3 2nd-01:15, BU by 13 2nd-09:40.
UW led for 01:42, BU led for 36:27, Game was tied for 01:51.

GAME 3 – #24 BAYLOR 72, TEXAS STATE 63



Official Basketball Box Score -- Game Totals -- Final Statistics
Texas St. vs Baylor
11/15/19 8:00 pm at Ferrell Center (Waco, Texas)



Texas St. 63 • 2-2, 0-0 Sun Belt

#	Player	Pos	Total			3-Ptr			Rebounds			PF	TP	A	TO	Blk	Stl	Min								
			FG-FGA	FT-FTA	Reb	FG-FGA	FT-FTA	Off	Def	Total																
01	Isiah Small	f	3-8	0-1	0-0	4	8	12	2	6	1	0	0	0	28											
45	Eric Terry	f	1-2	0-0	0-0	0	2	2	4	2	1	3	3	2	24											
00	Deshawn Davidson	g	2-4	0-0	0-0	0	0	0	2	4	0	0	0	0	8											
12	Mason Harrell	g	1-5	0-2	2-4	1	4	5	1	4	0	3	0	1	20											
22	Nijal Pearson	g	8-19	4-8	0-0	1	5	6	1	20	1	5	1	0	35											
02	Caleb Asberry	g	5-8	2-5	0-0	1	1	2	1	12	2	1	0	0	20											
04	Shelby Adams	g	0-3	0-1	0-0	0	0	0	0	0	0	0	0	0	5											
05	Marlin Davis	g	4-7	0-0	3-3	0	1	1	3	11	3	3	1	4	32											
14	Quentin Scott	g	0-0	0-0	0-0	0	0	0	1	0	0	0	0	0	12											
25	Alonzo Sule	g	2-5	0-0	0-0	2	1	3	2	4	1	3	1	1	16											
Team						0 0 0																				
Totals						26-61			6-17			5-7			9 22 31			17 63			11 18 6 8			200		

GAME 4 – #24 BAYLOR 76, OHIO 53



Official Basketball Box Score -- Game Totals -- Final Statistics
Ohio vs Baylor
11/21/19 3:30 pm at HTC Center (Conway, S.C.)



Ohio 53 • 3-2, 0-0 MAC

#	Player	Pos	Total			3-Ptr			Rebounds			PF	TP	A	TO	Blk	Stl	Min								
			FG-FGA	FT-FTA	Reb	FG-FGA	FT-FTA	Off	Def	Total																
05	Ben Vander Plas	f	2-5	1-4	1-2	0	3	3	4	6	3	2	2	1	25											
11	Sylvester Ogbonada	f	0-2	0-1	0-0	0	5	5	2	0	0	1	0	3	25											
00	Jason Preston	g	5-11	1-3	1-1	1	1	2	3	12	3	6	0	0	33											
15	Lunden McDay	g	6-11	1-4	3-5	4	1	5	4	16	0	4	0	0	28											
35	Jordan Darris	g	3-12	3-8	0-0	0	2	2	3	9	4	2	0	1	32											
02	Nate Springs	g	0-0	0-0	0-0	0	0	0	0	0	0	1	0	0	7											
03	Ben Roderick	g	3-9	3-7	0-0	0	1	1	1	9	2	1	0	2	23											
22	Nolan Foster	g	0-1	0-0	1-4	0	2	2	2	1	0	0	0	0	15											
24	Mason McMurray	g	0-2	0-2	0-0	1	2	3	1	0	1	0	0	0	12											
Team						19-53			9-29			6-12			11 21 32			20 53			12 19 2 7			200		

Baylor 72 • 2-1, 0-0 Big 12

#	Player	Pos	Total			3-Ptr			Rebounds			PF	TP	A	TO	Blk	Stl	Min
---	--------	-----	-------	--	--	-------	--	--	----------	--	--	----	----	---	----	-----	-----	-----

GAME 5 - #24 BAYLOR 77, COASTAL CAROLINA 65

GAME 6 - #24 BAYLOR 87, #17 VILLANOVA 78



Official Basketball Box Score -- Game Totals -- Final Statistics
Coastal Carolina vs Baylor
11/22/19 4:30 pm at Conway, S.C. (HTC Center)



Coastal Carolina 65 • 3-3,0-0 Sun Belt

Box score table for Coastal Carolina vs Baylor. Columns include Player, FG-FGA, 3-Ptr, FT-FTA, Rebounds, PF, TP, A TO, Blk, Stl, Min. Includes team totals and half-by-half statistics.

Baylor 77 • 4-1,0-0 Big 12

Box score table for Baylor vs Coastal Carolina. Columns include Player, FG-FGA, 3-Ptr, FT-FTA, Rebounds, PF, TP, A TO, Blk, Stl, Min. Includes team totals and half-by-half statistics.

Officials: Don Dally, Pat Adams, Kelly Self
Technical fouls: Coastal Carolina-None, Baylor-None.
Attendance: 1921
2019 Myrtle Beach Invitational - Semifinals

Score by periods table for Coastal Carolina vs Baylor. Shows 1st, 2nd, and Total scores for both teams.

Last FG - CCU 2nd-08:20, BU 2nd-02:53.
Largest lead - CCU by 9 1st-13:35, BU by 15 2nd-02:53.
CCU led for 17:11, BU led for 19:07. Game was tied for 03:42.



Official Basketball Box Score -- Game Totals -- Final Statistics
Villanova vs Baylor
11/24/19 5:00 pm at Conway, S.C. (HTC Center)



Villanova 78 • 4-2,0-0 Big East

Box score table for Villanova vs Baylor. Columns include Player, FG-FGA, 3-Ptr, FT-FTA, Rebounds, PF, TP, A TO, Blk, Stl, Min. Includes team totals and half-by-half statistics.

Baylor 87 • 5-1,0-0 Big 12

Box score table for Baylor vs Villanova. Columns include Player, FG-FGA, 3-Ptr, FT-FTA, Rebounds, PF, TP, A TO, Blk, Stl, Min. Includes team totals and half-by-half statistics.

Officials: Clarence Armstrong, Lee Cassell, Mike Eades
Technical fouls: Villanova-None, Baylor-None.
Attendance: 75

Score by periods table for Villanova vs Baylor. Shows 1st, 2nd, and Total scores for both teams.

Last FG - VU 2nd-02:38, BU 2nd-01:05.
Largest lead - VU by 6 2nd-12:49, BU by 9 2nd-00:19.
VU led for 14:22, BU led for 20:22. Game was tied for 05:16.

GAME 7 - #18 BAYLOR 78, MARYLAND EASTERN SHORE 46

GAME 8 - #18 BAYLOR 63, #12 ARIZONA 58



Official Basketball Box Score -- Game Totals -- Final Statistics
UMES vs Baylor
12/03/19 6:30 pm at Ferrell Center (Waco, Texas)



UMES 46 • 0-10,0-0 MEAC

Box score table for UMEs vs Baylor. Columns include Player, FG-FGA, 3-Ptr, FT-FTA, Rebounds, PF, TP, A TO, Blk, Stl, Min. Includes team totals and half-by-half statistics.

Baylor 78 • 6-1,0-0 Big 12

Box score table for Baylor vs UMEs. Columns include Player, FG-FGA, 3-Ptr, FT-FTA, Rebounds, PF, TP, A TO, Blk, Stl, Min. Includes team totals and half-by-half statistics.

Officials: Jemel Spearman, Mike Roberts, John Higgins
Technical fouls: UMEs-None, Baylor-None.
Attendance: 6195

Score by periods table for UMEs vs Baylor. Shows 1st, 2nd, and Total scores for both teams.

Last FG - UMEs 2nd-00:27, BU 2nd-00:14.
Largest lead - UMEs None, BU by 34 2nd-02:45.
UMES led for 00:00, BU led for 39:40. Game was tied for 00:20.



Official Basketball Box Score -- Game Totals -- Final Statistics
Arizona vs Baylor
12/07/19 11:00 am at Ferrell Center (Waco, Texas)



Arizona 58 • 9-1,0-0 Pac-12

Box score table for Arizona vs Baylor. Columns include Player, FG-FGA, 3-Ptr, FT-FTA, Rebounds, PF, TP, A TO, Blk, Stl, Min. Includes team totals and half-by-half statistics.

Baylor 63 • 7-1,0-0 Big 12

Box score table for Baylor vs Arizona. Columns include Player, FG-FGA, 3-Ptr, FT-FTA, Rebounds, PF, TP, A TO, Blk, Stl, Min. Includes team totals and half-by-half statistics.

Officials: Larry Spaulding, Keith Kimble, Tony Padilla
Technical fouls: Arizona-None, Baylor-None.
Attendance: 7872

Score by periods table for Arizona vs Baylor. Shows 1st, 2nd, and Total scores for both teams.

Last FG - UA 2nd-00:11, BU 2nd-00:35.
Largest lead - UA by 2 1st-19:35, BU by 18 1st-05:25.
UA led for 03:34, BU led for 36:01. Game was tied for 00:25.

GAME 9 - #11 BAYLOR 53, #18 BUTLER 52



Official Basketball Box Score - Game Totals - Final Statistics
Butler vs Baylor
12/10/19 8:00 pm at Ferrell Center (Waco, Texas)



Butler 52 • 9-1,0-0 Big East

Box score table for Butler vs Baylor. Includes columns for Player, FG-FGA, 3-PT, FT-FTA, Rebounds, PF, TP, A TO Blk Stl, Min. Totals: 20-51, 5-15, 7-10, 17 26 33, 16 52, 9 11 5 4 200

FG % 1st Half: 9.28 32.1% 2nd half: 11.23 47.8% Game: 20-51 39.2%
3FG % 1st Half: 3-10 30.0% 2nd half: 2-5 40.0% Game: 5-15 33.3%
FT % 1st Half: 3-4 75.0% 2nd half: 4-6 66.7% Game: 7-10 70.0%

Baylor 53 • 8-1,0-0 Big 12

Box score table for Baylor vs Butler. Includes columns for Player, FG-FGA, 3-PT, FT-FTA, Rebounds, PF, TP, A TO Blk Stl, Min. Totals: 21-60, 6-27, 5-11, 13 21 34, 14 53, 11 11 7 4 200

FG % 1st Half: 14-31 45.2% 2nd half: 7-29 24.1% Game: 21-60 35.0%
3FG % 1st Half: 5-14 35.7% 2nd half: 1-13 7.7% Game: 6-27 22.2%
FT % 1st Half: 1-5 20.0% 2nd half: 4-6 66.7% Game: 5-11 45.5%

Officials: Roger Ayers, Jamie Luckie, James Breeding
Technical fouls: Butler-None, Baylor-None.
Attendance: 7270

Score by periods table with columns: 1st, 2nd, Total. Butler: 24, 28, 52; Baylor: 34, 19, 53

Last FG - BUTLER 2nd-01:14, BU 2nd-03:40.
Largest lead - BUTLER None, BU by 16 1st-07:01, BUTLER led for 00:00, BU led for 39:29. Game was tied for 00:31.

Score tied - 0 times.
Lead changed - 0 times.

GAME 10 - #10 BAYLOR 91, UT MARTIN 63



Official Basketball Box Score - Game Totals - Final Statistics
UT Martin vs Baylor
12/18/19 9:30 p.m. at Houston, Texas (Toyota Center)



UT Martin 63 • 3-7

Box score table for UT Martin vs Baylor. Includes columns for Player, FG-FGA, 3-PT, FT-FTA, Rebounds, PF, TP, A TO Blk Stl, Min. Totals: 21-60, 6-19, 15-21, 19 21 40, 13 63, 7 19 4 4 200

FG % 1st Half: 10-30 33.3% 2nd half: 11-30 36.7% Game: 21-60 35.0%
3FG % 1st Half: 4-10 40.0% 2nd half: 2-9 22.2% Game: 6-19 31.6%
FT % 1st Half: 6-10 60.0% 2nd half: 9-11 81.8% Game: 15-21 71.4%

Baylor 91 • 9-1

Box score table for Baylor vs UT Martin. Includes columns for Player, FG-FGA, 3-PT, FT-FTA, Rebounds, PF, TP, A TO Blk Stl, Min. Totals: 39-70, 8-25, 5-10, 13 25 38, 17 91, 21 12 7 13 200

FG % 1st Half: 16-33 48.5% 2nd half: 23-37 62.2% Game: 39-70 55.7%
3FG % 1st Half: 4-13 30.8% 2nd half: 4-12 33.3% Game: 8-25 32.0%
FT % 1st Half: 2-5 40.0% 2nd half: 3-5 60.0% Game: 5-10 50.0%

Officials: Darroel George (R), Brooks Wells (U) & Chance Moore (U)
Technical fouls: UT Martin-None, Baylor-None.
Attendance:

Score by periods table with columns: 1st, 2nd, Total. UT Martin: 30, 33, 63; Baylor: 38, 53, 91

Last FG - UTM 2nd-00:15, BU 2nd-02:34.
Largest lead - UTM by 1 1st-18:34, BU by 36 2nd-02:34.
UTM led for 00:13, BU led for 39:25. Game was tied for 00:22.

Score tied - 0 times.
Lead changed - 2 times.

GAME 11 - #6 BAYLOR 83, JACKSON STATE 57



Official Basketball Box Score - Game Totals - Final Statistics
Jackson St. vs Baylor
12/30/19 12:00 am at Ferrell Center (Waco, Texas)



Jackson St. 57 • 3-10,0-0 SWAC

Box score table for Jackson St. vs Baylor. Includes columns for Player, FG-FGA, 3-PT, FT-FTA, Rebounds, PF, TP, A TO Blk Stl, Min. Totals: 20-60, 5-13, 12-17, 14 22 36, 22 57, 8 18 2 7 200

FG % 1st Half: 9-31 29.0% 2nd half: 11-29 37.9% Game: 20-60 33.3%
3FG % 1st Half: 3-8 37.5% 2nd half: 2-5 40.0% Game: 5-13 38.5%
FT % 1st Half: 3-4 75.0% 2nd half: 9-13 69.2% Game: 12-17 70.6%

Baylor 83 • 10-1,0-0 Big 12

Box score table for Baylor vs Jackson St. Includes columns for Player, FG-FGA, 3-PT, FT-FTA, Rebounds, PF, TP, A TO Blk Stl, Min. Totals: 27-54, 10-21, 19-28, 11 28 39, 14 83, 16 15 3 10 200

FG % 1st Half: 16-28 57.1% 2nd half: 11-26 42.3% Game: 27-54 50.0%
3FG % 1st Half: 6-12 50.0% 2nd half: 4-9 44.4% Game: 10-21 47.6%
FT % 1st Half: 10-14 71.4% 2nd half: 9-14 64.3% Game: 19-28 67.9%

Officials: Nathan Farrell, Chance Moore, James Luckie
Technical fouls: Jackson St.-None, Baylor-None.
Attendance: 6773

Score by periods table with columns: 1st, 2nd, Total. Jackson St.: 24, 33, 57; Baylor: 48, 35, 83

Last FG - JSU 2nd-00:11, BU 2nd-01:05.
Largest lead - JSU by 1 1st-12:50, BU by 32 2nd-03:17.
JSU led for 01:00, BU led for 34:26. Game was tied for 04:34.

Score tied - 1 time.
Lead changed - 2 times.

GAME 12 - #6 BAYLOR 59, TEXAS 44



Official Basketball Box Score - Game Totals - Final Statistics
Texas vs Baylor
01/04/20 7:00 pm at Ferrell Center (Waco, Texas)



Texas 44 • 10-3,0-1 Big 12

Box score table for Texas vs Baylor. Includes columns for Player, FG-FGA, 3-PT, FT-FTA, Rebounds, PF, TP, A TO Blk Stl, Min. Totals: 18-52, 3-16, 5-15, 9 26 35, 17 44, 9 11 4 2 200

FG % 1st Half: 10-26 38.5% 2nd half: 8-26 30.8% Game: 18-52 34.6%
3FG % 1st Half: 1-6 16.7% 2nd half: 2-10 20.0% Game: 3-16 18.8%
FT % 1st Half: 2-3 66.7% 2nd half: 3-12 25.0% Game: 5-15 33.3%

Baylor 59 • 11-1,1-0 Big 12

Box score table for Baylor vs Texas. Includes columns for Player, FG-FGA, 3-PT, FT-FTA, Rebounds, PF, TP, A TO Blk Stl, Min. Totals: 20-64, 5-17, 14-16, 19 29 48, 16 59, 6 8 8 5 200

FG % 1st Half: 13-33 39.4% 2nd half: 7-31 22.6% Game: 20-64 31.3%
3FG % 1st Half: 5-13 38.5% 2nd half: 0-4 0.0% Game: 5-17 29.4%
FT % 1st Half: 5-6 83.3% 2nd half: 9-10 90.0% Game: 14-16 87.5%

Officials: Clarence Armstrong, Brooks Wells, Gary Maxwell
Technical fouls: Texas-None, Baylor-None.
Attendance: 6063

Score by periods table with columns: 1st, 2nd, Total. Texas: 23, 21, 44; Baylor: 36, 23, 59

Last FG - UT 2nd-00:54, BU 2nd-02:29.
Largest lead - UT by 1 1st-19:04, BU by 16 2nd-02:37.
UT led for 01:04, BU led for 37:32. Game was tied for 00:56.

Score tied - 0 times.
Lead changed - 3 times.

GAME 13 – #4 BAYLOR 57, #22 TEXAS TECH 52

GAME 14 – #4 BAYLOR 67, #3 KANSAS 55



Official Basketball Box Score -- Game Totals -- Final Statistics
Baylor vs Texas Tech
01/07/20 8:00 pm at Lubbock, TX (United Supermarkets Arena)



Baylor 57 • 12-1,2-0 Big 12

#	Player	Total			3-Ptr			Rebounds			PF	TP	A	TO	Blk	Stl	Min
		FG-FGA	FT-FTA	Reb	FG-FGA	FT-FTA	Reb	Off	Def	Tot							
11	Vital, Mark	f	2-3	0-0	4-8	4	9	13	3	8	1	1	0	3	30		
33	Gillespie, Freddie	f	4-7	0-0	1-2	7	3	10	3	9	0	2	0	30			
12	Butler, Jared	g	2-8	0-4	1-2	1	1	2	4	5	2	4	0	1	20		
31	Teague, MaCio	g	2-4	0-2	3-4	0	2	2	1	7	1	0	0	0	35		
45	Mitchell, Davion	g	6-10	2-2	0-0	1	3	4	3	14	0	4	0	1	31		
02	Bandoo, Devonte	g	3-8	1-2	0-1	1	6	7	3	7	0	4	0	1	27		
24	Mayer, Matthew	g	2-7	1-3	0-0	0	2	2	1	5	2	3	0	0	17		
25	Clark, Tristan	g	1-4	0-0	0-0	0	0	0	3	2	0	2	0	0	10		
Team					3	1	4		2								
Totals			22-51	4-13	9-17	17	27	44	21	57	6	20	2	6	200		
FG % 1st Half:		9-25	36.0%	2nd half:	13-26	50.0%	Game:	22-51	43.1%							Death	
3FG % 1st Half:		1-7	14.3%	2nd half:	3-6	50.0%	Game:	4-13	30.8%							Rebounds	
FT % 1st Half:		2-4	50.0%	2nd half:	7-13	53.8%	Game:	9-17	52.9%							5	

Texas Tech 52 • 10-4,1-1 Big 12

#	Player	Total			3-Ptr			Rebounds			PF	TP	A	TO	Blk	Stl	Min
		FG-FGA	FT-FTA	Reb	FG-FGA	FT-FTA	Reb	Off	Def	Tot							
22	TJ Holyfield	f	2-4	0-1	1-2	3	2	5	3	5	2	1	0	0	24		
00	Kyler Edwards	g	4-11	2-6	0-2	1	1	2	5	10	3	2	4	2	36		
01	Terrence Shannon, J	g	2-7	0-0	0-0	3	4	7	3	4	0	2	1	0	29		
03	Jahmi'us Ramsey	g	7-17	5-10	1-2	1	4	5	2	20	3	2	1	2	38		
25	DaVIDe Moretti	g	3-11	0-6	2-3	0	0	0	3	8	1	1	0	0	37		
12	Andrei Savrasov	g	0-0	0-0	0-0	0	0	0	0	0	0	0	0	0	1		
15	Kevin McCullar	g	0-0	0-0	0-0	0	0	0	0	0	0	0	0	0	3		
24	Avery Benson	g	0-1	0-0	0-0	0	0	0	0	0	0	0	0	0	2		
44	Chris Clarke	g	2-3	0-0	1-3	1	4	5	2	5	4	3	1	2	30		
Team					1	0	1		1								
Totals			20-54	7-23	5-12	10	15	25	18	52	13	13	7	8	200		
FG % 1st Half:		7-25	28.0%	2nd half:	13-29	44.8%	Game:	20-54	37.0%							Death	
3FG % 1st Half:		3-13	23.1%	2nd half:	4-10	40.0%	Game:	7-23	30.4%							Rebounds	
FT % 1st Half:		1-4	25.0%	2nd half:	4-8	50.0%	Game:	5-12	41.7%							4	

Officials: Larry Spaulding,Darron George,Doug Simmons

Technical fouls: Baylor-None. Texas Tech-None.

Attendance: 15098

2019-20 Men's Basketball, Round: 0. Baylor vs Texas Tech. Played at United Supermarkets Arena

Score by periods	1st	2nd	Total
Baylor	21	36	57
Texas Tech	18	34	52

Last FG - BU 2nd-03:06, TTU 2nd-00:08.
Largest lead - BU by 8 2nd-16:43, TTU by 3 1st-17:53.
BU led for 29:59, TTU led for 04:33. Game was tied for 05:28.

Points	In Paint	Off T/O	2nd Chance	Fast Break	Bench
BU	30	14	15	2	14
TTU	24	20	8	8	5

Score tied - 3 times.
Lead changed - 1 time.



Official Basketball Box Score -- Game Totals -- Final Statistics
Baylor vs Kansas
01/11/20 12:00 pm at Allen Fieldhouse (Lawrence, Kan.)



Baylor 67 • 13-1,3-0 Big 12

#	Player	Total			3-Ptr			Rebounds			PF	TP	A	TO	Blk	Stl	Min
		FG-FGA	FT-FTA	Reb	FG-FGA	FT-FTA	Reb	Off	Def	Tot							
11	Vital, Mark	f	1-7	0-1	2-2	1	5	6	3	4	4	0	0	3	38		
33	Gillespie, Freddie	f	6-12	0-0	1-2	1	4	5	3	13	0	0	1	1	31		
12	Butler, Jared	g	9-18	3-7	1-2	1	3	4	3	22	3	0	1	2	33		
31	Teague, MaCio	g	6-10	3-5	1-1	2	5	7	2	16	3	0	0	0	35		
45	Mitchell, Davion	g	4-10	2-5	0-0	0	2	2	1	10	1	2	0	1	36		
00	Thamba, Flo	g	0-0	0-0	0-0	0	0	0	0	0	0	0	0	0	4		
02	Bandoo, Devonte	g	0-2	0-1	0-0	0	0	0	1	0	1	1	0	0	9		
24	Mayer, Matthew	g	0-0	0-0	0-0	0	2	0	0	0	0	1	2	0	8		
25	Clark, Tristan	g	1-1	0-0	0-0	0	0	0	3	2	0	0	0	0	6		
Team					2	3	5		7	24	31	16	67	13	5	2	9
Totals			27-60	8-19	5-7	7	24	31	16	67	13	5	2	9	200		
FG % 1st Half:		14-29	48.3%	2nd half:	13-31	41.9%	Game:	27-60	45.0%							Death	
3FG % 1st Half:		4-9	44.4%	2nd half:	4-10	40.0%	Game:	8-19	42.1%							Rebounds	
FT % 1st Half:		5-7	71.4%	2nd half:	0-0	0.0%	Game:	5-7	71.4%							2	

Kansas 55 • 12-3,2-1 Big 12

#	Player	Total			3-Ptr			Rebounds			PF	TP	A	TO	Blk	Stl	Min
		FG-FGA	FT-FTA	Reb	FG-FGA	FT-FTA	Reb	Off	Def	Tot							
33	David McCormack	f	0-2	0-0	0-0	0	1	1	1	0	0	0	1	0	10		
35	Udoka Azubuike	c	3-6	0-0	0-0	3	8	11	1	6	0	2	7	1	32		
00	Marcus Garrett	g	4-9	1-2	2-2	0	4	4	4	11	4	4	0	0	34		
01	Devon Dotson	g	4-10	1-4	0-0	0	1	1	0	9	3	2	0	1	28		
30	Ochai Agbaji	g	2-7	0-1	2-2	2	3	5	0	6	1	3	0	1	33		
02	Christian Braun	g	0-2	0-0	4-4	1	1	2	2	4	0	0	0	0	22		
04	Isaiah Moss	g	5-12	2-8	3-4	0	3	3	3	15	1	2	0	0	30		
13	Tristan Enaruna	g	1-2	0-0	0-0	0	1	1	0	2	0	0	1	0	5		
22	Silvio DeSousa	g	1-1	0-0	0-2	3	1	4	1	2	0	1	1	0	6		
Team					0	2	2		2								
Totals			20-51	4-15	11-14	9	25	34	10	55	9	14	10	3	200		
FG % 1st Half:		9-25	36.0%	2nd half:	11-26	42.3%	Game:	20-51	39.2%							Death	
3FG % 1st Half:		4-11	36.4%	2nd half:	0-4	0.0%	Game:	4-15	26.7%							Rebounds	
FT % 1st Half:		2-4	50.0%	2nd half:	9-10	90.0%	Game:	11-14	78.6%							1,1	

Officials: Tony Padilla,James Luckie,Kipp Kissinger

Technical fouls: Baylor-None. Kansas-None.

Attendance: 16300

Score by periods	1st	2nd	Total
Baylor	37	30	67
Kansas	24	31	55

Last FG - BU 2nd-00:49, KU 2nd-00:00.
Largest lead - BU by 17 2nd-02:29, KU by 5 1st-07:56.
BU led for 30:46, KU led for 07:56. Game was tied for 01:18.

Points	In Paint	Off T/O	2nd Chance	Fast Break	Bench
BU	28	21	6	10	2
KU	26	2	12	7	23

Score tied - 1 time.
Lead changed - 2 times.

GAME 15 – #2 BAYLOR 68, IOWA STATE 55

GAME 16 – #2 BAYLOR 75, OKLAHOMA STATE 68



Official Basketball Box Score -- Game Totals -- Final Statistics
Iowa St. vs Baylor
01/15/20 7:00 pm at Ferrell Center (Waco, Texas)



Iowa St. 55 • 8-8,1-3 Big 12

#	Player	Total			3-Ptr			Rebounds			PF	TP	A	TO	Blk	Stl	Min
		FG-FGA	FT-FTA	Reb	FG-FGA	FT-FTA	Reb	Off	Def	Tot							
04	George Condit	f	3-5	0-0	1-1	2	2	4	5	7	1	4	0	1	16		
12	Michael Jacobson	f	2-4	0-0	1-1	2	3	5	3	5	1	0	1	1	25		
11	Prentiss Nixon	g	4-8	1-3	0-0	0	2	2	3	9	0	0	0	0	28		
22	Tyrese Halliburton	g	2-12	2-9	0-0	1	7	8	1	6	9	4	2	3	40		
45	Rasir Bolton	g	3-10	2-4	1-4	0	4	4	1	9	3	3	0	0	27		
00	Zion Griffin	g	3-4	1-2	0-0	0	1	1	2	7	0	1	1	0	11		
02	Caleb Grill	g	2-4	0-2	0-0	0	2	0	4	1	0	0	0	0	8		
03	Tre Jackson	g	0-3	0-2	0-0	0	1	1	4	0	1	0	1	0	21		
24	Terrence Lewis	g	1-3	0-1	0-0	0	1	1	1	2	1	0	0	0	7		
33	Solomon Young	g	3-5	0-0	0-0	2	2	0	0	6	0	0	1	0	17		
Team					1	2	3		2								
Totals			23-58	6-23	3-6	8	25	33	20	55	17	12	6	5	200		
FG % 1st Half:		10-28	35.7%	2nd half:	13-30	43.3%	Game:	23-58									

GAME 17 – #1 BAYLOR 61, OKLAHOMA 57

GAME 18 – #1 BAYLOR 72, FLORIDA 61



Official Basketball Box Score -- Game Totals -- Final Statistics
Oklahoma vs Baylor
01/20/20 8:00 pm at Ferrell Center (Waco, Texas)



Official Basketball Box Score -- Game Totals -- Final Statistics
Baylor vs Florida
01/25/20 8:00 pm at O'Connell Center (Gainesville, Fla.)



Oklahoma 57 • 12-6, 3-3 Big 12

Baylor 72 • 17-1, 6-0 Big 12

#	Player	Total			3-Ptr			Rebounds			PF	TP	A	TO	Blk	Stl	Min.				
		FG-FGA	FG-FGA	FT-FTA	Off	Def	Tot	Off	Def	Tot											
21	Kristian Doolittle	f	4-14	0-2	0-0	4	7	11	2	8	4	1	1	1	1	30					
35	Brady Manek	f	7-13	4-8	3-4	2	8	10	2	21	0	1	0	4	32						
11	De'Von Harmon	g	1-4	0-0	2-4	0	1	1	1	4	3	0	0	2	31						
12	Austin Reaves	g	3-17	2-11	0-0	0	3	3	3	8	4	1	0	0	30						
24	Jamal Bieniemy	g	2-4	1-2	0-0	0	2	2	3	5	1	2	0	0	33						
00	Victor Iwuakor		1-3	0-0	0-0	3	1	4	1	2	1	1	0	0	10						
01	Jalen Hill		0-0	0-0	0-0	0	0	0	0	0	0	0	0	1	9						
15	Alondes Williams		2-4	2-2	1-2	0	1	1	2	7	0	2	1	0	17						
52	Kur Kuath		1-1	0-0	0-0	1	1	2	1	2	0	0	4	1	8						
Team			21-60			9-25			6-10			12	24	36	15	57	13	8	6	9	200
FG % 1st Half: 9:25		36.0%		2nd half: 12:35		34.3%		Game: 21-60		35.0%								Deadball Rebounds		2.2	
3FG % 1st Half: 4:10		40.0%		2nd half: 5:15		33.3%		Game: 9:25		36.0%											
FT % 1st Half: 2:4		50.0%		2nd half: 4:6		66.7%		Game: 6:10		60.0%											

#	Player	Total			3-Ptr			Rebounds			PF	TP	A	TO	Blk	Stl	Min.				
		FG-FGA	FG-FGA	FT-FTA	Off	Def	Tot	Off	Def	Tot											
11	Vital, Mark	f	2-3	0-0	0-0	4	6	10	3	4	0	1	0	1	1	29					
33	Gillespie, Freddie	f	4-8	0-0	1-1	2	5	7	2	9	0	2	1	1	35						
12	Butler, Jared	g	4-8	2-3	0-0	1	1	2	3	10	3	2	0	0	25						
31	Teague, MaCio	g	5-12	2-6	4-4	0	6	6	2	16	3	0	1	0	37						
45	Mitchell, Davion	g	2-13	1-5	7-8	1	0	1	3	12	6	3	0	1	36						
00	Thamboa, Flo		0-1	0-0	0-0	0	0	0	2	0	0	1	0	0	5						
02	Bandoo, Devonte		5-7	3-4	3-3	0	4	4	4	16	1	2	0	0	24						
24	Mayer, Matthew		2-3	1-1	0-0	0	1	1	0	5	0	1	1	0	9						
Team			24-55			9-19			15-16			13	24	37	19	72	13	13	3	3	200
FG % 1st Half: 16:28		57.1%		2nd half: 8:27		29.6%		Game: 24-55		43.6%								Deadball Rebounds		1	
3FG % 1st Half: 4:10		50.0%		2nd half: 3:7		42.9%		Game: 9:19		47.4%											
FT % 1st Half: 2:2		100.0%		2nd half: 13:14		92.9%		Game: 15:16		93.8%											

Baylor 61 • 16-1, 6-0 Big 12

Florida 61 • 12-7, 2-2 SEC

#	Player	Total			3-Ptr			Rebounds			PF	TP	A	TO	Blk	Stl	Min.				
		FG-FGA	FG-FGA	FT-FTA	Off	Def	Tot	Off	Def	Tot											
11	Vital, Mark	f	1-5	0-1	0-1	4	4	8	2	2	1	1	2	0	26						
33	Gillespie, Freddie	f	6-8	0-0	0-1	6	9	15	3	12	1	1	1	0	29						
12	Butler, Jared	g	2-13	0-6	0-1	1	3	4	1	4	1	2	0	0	31						
31	Teague, MaCio	g	4-13	2-9	6-7	0	1	1	0	16	2	1	0	3	35						
45	Mitchell, Davion	g	5-12	3-7	0-0	1	3	4	3	13	1	2	1	1	32						
02	Bandoo, Devonte		1-4	1-2	2-2	3	5	8	0	5	5	1	0	0	24						
24	Mayer, Matthew		0-4	0-1	3-3	0	2	2	0	3	0	0	0	0	11						
25	Clark, Tristan		3-4	0-0	0-0	1	0	1	3	6	0	3	1	0	12						
Team			22-63			6-26			11-15			18	28	46	12	61	11	11	5	4	200
FG % 1st Half: 14:38		36.8%		2nd half: 8:25		32.0%		Game: 22-63		34.9%								Deadball Rebounds		1.1	
3FG % 1st Half: 5:17		29.4%		2nd half: 1:9		11.1%		Game: 6:26		23.1%											
FT % 1st Half: 2:2		100.0%		2nd half: 9:13		69.2%		Game: 11:15		73.3%											

#	Player	Total			3-Ptr			Rebounds			PF	TP	A	TO	Blk	Stl	Min.				
		FG-FGA	FG-FGA	FT-FTA	Off	Def	Tot	Off	Def	Tot											
05	Omar Payne	f	1-1	0-0	0-0	2	2	4	2	2	0	1	3	1	29						
11	Keyontae Johnson	f	9-17	2-5	0-0	1	4	5	3	20	0	2	0	0	28						
24	Kerry Blackshear	f	3-5	0-1	3-6	2	2	4	3	9	3	1	1	2	28						
02	Andrew Nembhard	g	6-14	0-4	4-5	0	4	4	1	16	8	1	0	1	32						
10	Noah Locke	g	1-5	1-4	0-1	0	1	1	4	3	0	1	0	1	24						
00	Ques Glover		1-4	1-1	2-2	0	1	1	0	5	0	1	0	0	15						
01	Tre Mann		2-4	0-1	2-2	0	2	2	1	6	0	0	0	0	19						
23	Scottie Lewis		0-2	0-1	0-0	0	0	0	0	3	0	0	2	0	25						
Team			23-52			4-17			11-16			8	18	26	17	61	11	7	6	5	200
FG % 1st Half: 11:28		39.3%		2nd half: 12:24		50.0%		Game: 23-52		44.2%								Deadball Rebounds		2	
3FG % 1st Half: 3:9		33.3%		2nd half: 1:8		12.5%		Game: 9:19		47.4%											
FT % 1st Half: 4:4		100.0%		2nd half: 7:12		58.3%		Game: 11:16		68.8%											

Officials: Roger Ayers, Keith Kimble, Doug Simmons
Technical fouls: Oklahoma-None, Baylor-None.
Attendance: 5217

Officials: Randy Heimerman, Steven Anderson, Chuck Jones
Technical fouls: Baylor-None, Florida-None.
Attendance: 11092

Score by periods	1st	2nd	Total
Oklahoma	24	33	57
Baylor	35	26	61

Score by periods	1st	2nd	Total
Baylor	40	32	72
Florida	29	32	61

Last FG - OU 2nd-00:42, BU 2nd-01:38.
Largest lead - OU by 11 1st-11:47, BU by 11 1st-00:43.
OU led for 00:26, BU led for 37:03. Game was tied for 02:31.

Last FG - BU 2nd-04:03, UF 2nd-00:08.
Largest lead - BU by 19 2nd-13:56, UF by 8 1st-13:39.
BU led for 26:37, UF led for 10:44. Game was tied for 02:39.

GAME 19 – #1 BAYLOR 67, IOWA STATE 53

GAME 20 – #1 BAYLOR 68, TCU 52



Official Basketball Box Score -- Game Totals -- Final Statistics
Baylor vs Iowa St.
01/29/20 8:00 pm at Hilton Coliseum (Ames, Iowa)



Official Basketball Box Score -- Game Totals -- Final Statistics
TCU vs Baylor
02/01/20 3:00 pm at Ferrell Center (Waco, Texas)



Baylor 67 • 18-1, 7-0 Big 12

TCU 52 • 13-8, 4-4 Big 12

#	Player	Total			3-Ptr			Rebounds			PF	TP	A	TO	Blk	Stl	Min.				
		FG-FGA	FG-FGA	FT-FTA	Off	Def	Tot	Off	Def	Tot											
11	Vital, Mark	f	4-6	0-0	0-0	5	4	9	1	8	7	2	0	1	31						
33	Gillespie, Freddie	f	5-6	0-0	2-2	3	6	9	4	12	0	0	3	0	25						
12	Butler, Jared	g	4-11	0-6	0-0	1	1	2	2	8	1	3	0	2	23						
31	Teague, MaCio	g	6-14	2-8	1-2	2	2	4	1	15	2	0	0	2	35						
45	Mitchell, Davion	g	4-10	2-2	2-2	0	5	5	3	10	3	1	1	4	32						
02	Bandoo, Devonte		4-11	2-4	2-2	1	2	3	0	12	1	1	0	0	29						
24	Mayer, Matthew		0-2	0-0	0-0	1	1	2	2	0	0	1	1	0	8						
25	Clark, Tristan		1-2	0-0	0-1	0	3	3	2	2	0	2	0	0	17						
Team			28-62			4-20			7-9			14	25	39	15	67	14	10	5	9	200
FG % 1st Half: 14:28		50.0%		2nd half: 14:34		41.2%		Game: 28-62		45.2%								Deadball Rebounds		1.1	
3FG % 1st Half: 3:10		30.0%		2nd half: 1:10		10.0%		Game: 4:20		20.0%											
FT % 1st Half: 2:3		66.7%		2nd half: 5:6		83.3%		Game: 7:9		77.8%											

#	Player	Total			3-Ptr			Rebounds			PF	TP	A	TO	Blk	Stl	Min.
		FG-FGA	FG-FGA	FT-FTA	Off	Def	Tot	Off	Def	Tot							
10	Diante Smith	f	0-1	0-0	2-2	1	0	1	2	2	1	2	0	0	10		
21	Kevin Samuel	c	4-6	0-0	1-2	3	4	7	2	9	0	4	6	0	32		
01	Desmond Bane	g															

GAME 21 – #1 BAYLOR 73, KANSAS STATE 67



Official Basketball Box Score -- Game Totals -- Final Statistics
 Baylor vs Kansas St.
 02/03/20 8:00 pm at Bramlage Coliseum (Manhattan, Kan.)



Baylor 73 • 20-19-0 Big 12

#	Player	Total			3-Ptr			Rebounds			PF	TP	A	TO	Blk	Stl	Min
		FG-FGA	FG-FGA	FT-FTA	FG-FGA	FG-FGA	FT-FTA	Off	Def	Tot							
11	Vital, Mark	f	2-2	0-0	1-3	1	5	6	4	5	4	1	0	3	25		
33	Gillespie, Freddie	f	3-8	0-0	3-5	2	3	5	4	9	0	1	0	0	23		
12	Butler, Jared	g	7-12	4-8	2-3	0	1	1	2	20	1	5	0	3	30		
31	Teague, MaCio	g	4-9	2-6	5-8	0	4	4	2	15	3	3	0	2	36		
45	Mitchell, Davion	g	5-7	1-2	2-4	0	1	1	5	13	7	2	0	2	32		
02	Bandoo, Devonte	g	2-7	2-6	0-0	2	5	7	1	6	1	2	0	1	28		
24	Mayer, Matthew	g	0-0	0-0	0-0	0	2	2	0	0	1	0	0	0	9		
25	Clark, Tristan	g	1-3	0-0	3-4	1	0	1	0	5	0	0	1	0	17		
	Team																
	Totals		24-48	9-22	16-29	8	23	31	18	73	17	14	1	11	200		
	FG % 1st Half:	13-26	50.0%	2nd half:	11-22	50.0%	Game:	24-48	50.0%						Deadball Rebounds		
	3FG % 1st Half:	4-13	30.8%	2nd half:	5-9	55.6%	Game:	9-22	40.9%						4		
	FT % 1st Half:	3-8	37.5%	2nd half:	13-21	61.9%	Game:	16-29	55.2%								

Kansas St. 67 • 9-13,2-7 Big 12

#	Player	Total			3-Ptr			Rebounds			PF	TP	A	TO	Blk	Stl	Min
		FG-FGA	FG-FGA	FT-FTA	FG-FGA	FG-FGA	FT-FTA	Off	Def	Tot							
14	Makol Mawien	f	4-6	0-0	2-2	0	8	8	3	10	2	4	1	1	26		
20	Xavier Sneed	f	7-12	4-8	5-8	1	7	8	3	23	3	3	0	1	36		
23	Montavious Murphy	f	3-4	1-1	3-3	0	1	1	3	10	0	0	0	0	21		
03	Dajuan Gordon	g	1-5	0-2	0-0	3	1	4	2	2	1	2	0	0	27		
04	David Sloan	g	0-4	0-1	0-0	1	0	1	1	0	3	2	0	0	22		
00	Mike McGuirk	g	2-5	0-3	2-2	0	0	0	4	6	2	1	0	0	22		
02	Cariter Diarra	g	3-9	3-6	2-2	1	2	3	5	11	3	4	0	3	21		
11	Antonio Gordon	g	1-1	0-0	1-2	0	1	1	1	3	0	0	0	0	11		
34	Levi Stockard III	g	1-2	0-0	0-0	1	2	3	2	2	0	0	0	0	14		
	Team																
	Totals		22-48	8-21	15-19	6	25	31	24	67	14	16	1	5	200		
	FG % 1st Half:	9-22	40.9%	2nd half:	13-26	50.0%	Game:	22-48	45.8%						Deadball Rebounds		
	3FG % 1st Half:	3-6	50.0%	2nd half:	5-15	33.3%	Game:	8-21	38.1%						1		
	FT % 1st Half:	3-8	37.5%	2nd half:	8-11	72.7%	Game:	15-19	78.9%								

Officials: Michael Stephens, Ray Nathl, John Higgins
 Technical fouls: Baylor-None, Kansas St.-Cariter Diarra.
 Attendance: 8888

Score by periods	1st	2nd	Total
Baylor	33	40	73
Kansas St.	28	39	67

Last FG - BU 2nd-00:46, KS 2nd-00:09.
 Largest lead - BU by 16 1st-13:01, KS None.
 BU led for 38:38, KS led for 00:00, Game was tied for 01:22.

Points	In	Off	2nd	Fast	Bench
BU	Paint	T/O	Chance	Break	
28	26	7	7	20	11
26	13	5	13	22	

Score tied - 0 times.
 Lead changed - 0 times.

GAME 22 – #1 BAYLOR 78, OKLAHOMA STATE 70



Official Basketball Box Score -- Game Totals -- Final Statistics
 Oklahoma St. vs Baylor
 02/08/20 5:00 pm at Ferrell Center (Waco, Texas)



Oklahoma St. 70 • 11-12,1-9 Big 12

#	Player	Total			3-Ptr			Rebounds			PF	TP	A	TO	Blk	Stl	Min
		FG-FGA	FG-FGA	FT-FTA	FG-FGA	FG-FGA	FT-FTA	Off	Def	Tot							
12	Cameron McGriff	f	2-6	0-1	7-8	1	7	8	5	11	1	3	0	1	23		
14	Yor Anei	f	0-1	0-0	0-0	0	0	0	0	0	0	4	1	0	8		
01	Jonathan Laurent	g	3-3	0-0	3-3	2	3	5	5	9	0	0	0	0	30		
13	Isaac Likelele	g	5-12	0-1	1-4	3	7	10	3	11	5	5	1	0	36		
20	Keylan Boone	g	1-1	1-1	0-0	0	2	2	0	3	0	0	0	0	8		
04	Thomas Dziagwa	g	4-12	2-9	0-0	0	0	0	1	10	0	0	0	0	30		
21	Lindy Waters, III	g	5-9	2-4	4-4	0	2	2	4	16	5	1	0	3	34		
22	Kalib Boone	g	4-5	0-0	2-2	3	2	5	10	0	1	1	0	0	13		
31	Dee Mitchell	g	0-1	0-1	0-0	0	0	0	0	0	0	0	0	0	10		
35	Hidde Roessink	g	0-1	0-0	0-1	0	0	0	1	0	0	0	0	0	8		
	Team																
	Totals		24-51	5-17	17-22	13	25	38	29	70	11	15	3	4	200		
	FG % 1st Half:	9-22	40.9%	2nd half:	15-29	51.7%	Game:	24-51	47.1%						Deadball Rebounds		
	3FG % 1st Half:	2-7	28.6%	2nd half:	3-10	30.0%	Game:	5-17	29.4%								
	FT % 1st Half:	6-7	85.7%	2nd half:	11-15	73.3%	Game:	17-22	77.3%								

Baylor 78 • 21-1,10-0 Big 12

#	Player	Total			3-Ptr			Rebounds			PF	TP	A	TO	Blk	Stl	Min
		FG-FGA	FG-FGA	FT-FTA	FG-FGA	FG-FGA	FT-FTA	Off	Def	Tot							
11	Vital, Mark	f	6-10	0-0	1-3	4	2	6	3	13	0	2	1	2	27		
33	Gillespie, Freddie	f	4-9	0-0	4-8	7	4	11	4	12	0	1	2	1	26		
12	Butler, Jared	g	5-15	4-12	1-3	0	0	0	4	15	6	0	0	2	32		
31	Teague, MaCio	g	6-9	4-7	8-9	2	5	7	1	24	1	2	0	0	37		
45	Mitchell, Davion	g	2-6	0-2	6-10	1	1	2	10	5	1	0	0	0	35		
00	Thamba, Flo	g	0-0	0-0	0-0	0	0	0	1	0	0	0	0	0	2		
02	Bandoo, Devonte	g	1-4	0-3	0-0	0	1	1	1	2	3	1	0	0	26		
24	Mayer, Matthew	g	0-5	0-2	0-0	1	0	1	0	0	0	0	0	0	7		
25	Clark, Tristan	g	1-1	0-0	0-0	0	1	1	4	2	0	2	0	0	8		
	Team																
	Totals		25-59	8-26	20-33	15	15	30	20	78	15	9	3	5	200		
	FG % 1st Half:	14-29	48.3%	2nd half:	11-30	36.7%	Game:	25-59	42.4%						Deadball Rebounds		
	3FG % 1st Half:	4-9	44.4%	2nd half:	4-17	23.5%	Game:	8-26	30.8%								
	FT % 1st Half:	3-6	50.0%	2nd half:	17-27	63.0%	Game:	20-33	60.6%								

Officials: Nathan Farrell, Darron George, Patrick Adams
 Technical fouls: Oklahoma St.-TEAM 2, Baylor-None.
 Attendance: 7875

Score by periods	1st	2nd	Total
Oklahoma St.	26	44	70
Baylor	35	43	78

Last FG - OSU 2nd-00:00, BU 2nd-03:49.
 Largest lead - OSU by 1 1st-16:34, BU by 15 2nd-18:50.
 OSU led for 00:44, BU led for 38:30, Game was tied for 00:46.

Points	In	Off	2nd	Fast	Bench
OSU	Paint	T/O	Chance	Break	
28	34	14	22	11	36
28	15	10	12	8	4

Score tied - 1 time.
 Lead changed - 2 times.

GAME 23 – #1 BAYLOR 52, TEXAS 45



Official Basketball Box Score -- Game Totals -- Final Statistics
 Baylor vs Texas
 02/10/20 8:00 pm at Erwin Center (Austin, Texas)



Baylor 52 • 22-1,11-0 Big 12

#	Player	Total			3-Ptr			Rebounds			PF	TP	A	TO	Blk	Stl	Min
		FG-FGA	FG-FGA	FT-FTA	FG-FGA	FG-FGA	FT-FTA	Off	Def	Tot							
11	Vital, Mark	f	4-9	0-0	0-1	5	3	8	3	8	1	3	1	2	29		
33	Gillespie, Freddie	f	0-1	0-0	2-2	1	3	4	4	2	0	0	2	0	28		
12	Butler, Jared	g	3-12	1-6	2-2	0	5	5	0	9	2	2	0	2	34		
31	Teague, MaCio	g	3-11	2-5	3-4	2	6	8	1	11	0	0	0	0	35		
45	Mitchell, Davion	g	2-6	1-2	3-4	1	5	6	3	8	5	2	0	3	33		
02	Bandoo, Devonte	g	4-6	2-2	0-1	0	1	1	0	10	0	1	1	1	25		
24	Mayer, Matthew	g	1-3	0-1	2-2	0	2	2	1	4	1	1	0	0	9		
25	Clark, Tristan	g	0-2	0-0	0-0	1	2	3	5	0	0	1	0	0	7		
	Team																
	Totals		17-50	6-16	12-16	10	29	39	17	52	9	13	6	5	200		
	FG % 1st Half:	10-30	33.3%	2nd half:	7-20	35.0%	Game:	17-50	34.0%						Deadball Rebounds		
	3FG % 1st Half:	2-8	25.0%	2nd half:	4-8	50.0%	Game:	6-16	37.5%						1.2		
	FT % 1st Half:	0-1	0.0%	2nd half:	12-15	80.0%	Game:	12-16	75.0%								

Texas 45 • 14-10,4-7 Big 12

#	Player	Total			3-Ptr			Rebounds			PF	TP	A	TO	Blk	Stl	Min
		FG-FGA	FG-FGA	FT-FTA	FG-FGA	FG-FGA	FT-FTA	Off	Def	Tot							
20	Jericho Sims	f	4-7	0-0	1-2	5	9	14	4	9	0	0	1	0	34		
33	Kamaka Hepa	f	0-5	0-4	0-2	0	5	5	4	0	2	2	3	1	24		
01	Andrew Jones	g	4-12	1-5	1-1	0	4	4	1	10	1	1	0	0	30		
02	Matt Coleman III	g	4-12	2-3	1-2	2	1	3	2	11	1	4	0	3	38		
03	Courtney Ramey	g	3-14	0-4	0-0	1	0	1	4	6	3	2	0	1	35		
04	Donovan Williams	g	1-6	0-1	1-2	1	1	2	3								

GAME 25 - #1 BAYLOR 65, OKLAHOMA 54

GAME 26 - #3 KANSAS 64, #1 BAYLOR 61

Official Basketball Box Score -- Game Totals -- Final Statistics
Baylor vs Oklahoma
02/18/20 8:00 pm at Lloyd Noble Center (Norman, Okla.)

Official Basketball Box Score -- Game Totals -- Final Statistics
Kansas vs Baylor
02/22/20 11:00 am at Ferrell Center (Waco, Texas)

Baylor 65 • 24-1,13-0 Big 12

Kansas 64 • 24-3,13-1 Big 12

Table with columns: #, Player, FG-FGA, 3-Ptr, FT-FTA, Rebounds, PF, TP, A TO Blk Stl, Min. Rows for 11 players and team totals.

Table with columns: #, Player, FG-FGA, 3-Ptr, FT-FTA, Rebounds, PF, TP, A TO Blk Stl, Min. Rows for 11 players and team totals.

Oklahoma 54 • 16-10,6-7 Big 12

Baylor 61 • 24-2,13-1 Big 12

Table with columns: #, Player, FG-FGA, 3-Ptr, FT-FTA, Rebounds, PF, TP, A TO Blk Stl, Min. Rows for 12 players and team totals.

Table with columns: #, Player, FG-FGA, 3-Ptr, FT-FTA, Rebounds, PF, TP, A TO Blk Stl, Min. Rows for 12 players and team totals.

Officials: Bert Smith,Kipp Kissinger,John Higgins
Technical fouls: Baylor-None, Oklahoma-None.
Attendance: 10017

Officials: John Gaffney,Chris Rastatter,Joe DeRosa
Technical fouls: Kansas-None, Baylor-None.
Attendance: 10627

Score by periods table with columns: 1st, 2nd, Total. Rows for Baylor and Oklahoma.

Score by periods table with columns: 1st, 2nd, Total. Rows for Kansas and Baylor.

Last FG - BU 2nd-03:10, OU 2nd-04:30.
Largest lead - BU by 13 1st-04:20, OU by 5 1st-15:00.
BU led for 33:27, OU led for 04:52. Game was tied for 01:41.

Score tied - 1 time.
Lead changed - 4 times.

Last FG - KU 2nd-02:08, BU 2nd-00:18.
Largest lead - KU by 11 2nd-11:53, BU by 5 1st-19:18.
KU led for 35:46, BU led for 03:02. Game was tied for 01:12.

Score tied - 1 time.
Lead changed - 1 time.

GAME 27 - #2 BAYLOR 85, KANSAS STATE 66

GAME 28 - TCU 75, #2 BAYLOR 72

Official Basketball Box Score -- Game Totals -- Final Statistics
Kansas St. vs Baylor
02/25/20 7:00 pm at Ferrell Center (Waco, Texas)

Official Basketball Box Score -- Game Totals -- Final Statistics
Baylor vs TCU
02/29/20 1:00 pm at Schollmaier Arena (Fort Worth, Texas)

Kansas St. 66 • 9-19,2-13 Big 12

Baylor 72 • 25-3,14-2 Big 12

Table with columns: #, Player, FG-FGA, 3-Ptr, FT-FTA, Rebounds, PF, TP, A TO Blk Stl, Min. Rows for 11 players and team totals.

Table with columns: #, Player, FG-FGA, 3-Ptr, FT-FTA, Rebounds, PF, TP, A TO Blk Stl, Min. Rows for 11 players and team totals.

Baylor 85 • 25-2,14-1 Big 12

TCU 75 • 16-13,7-9 Big 12

Table with columns: #, Player, FG-FGA, 3-Ptr, FT-FTA, Rebounds, PF, TP, A TO Blk Stl, Min. Rows for 12 players and team totals.

Table with columns: #, Player, FG-FGA, 3-Ptr, FT-FTA, Rebounds, PF, TP, A TO Blk Stl, Min. Rows for 12 players and team totals.

Officials: Jeb Hartness,Tony Padilla,Doug Simons
Technical fouls: Kansas St.-None, Baylor-None.
Attendance: 7939

Officials: Bret Smith,Michael Stephens,Kelly Self
Technical fouls: Baylor-None, TCU-None.
Attendance: 6549

Score by periods table with columns: 1st, 2nd, Total. Rows for Kansas St. and Baylor.

Score by periods table with columns: 1st, 2nd, Total. Rows for Baylor and TCU.

Last FG - KS 2nd-00:47, BU 2nd-04:06.
Largest lead - KS None, BU by 34 2nd-12:45.
KS led for 00:00, BU led for 39:06. Game was tied for 00:54.

Score tied - 1 time.
Lead changed - 0 times.

Last FG - BU 2nd-00:00, TCU 2nd-00:17.
Largest lead - BU by 12 2nd-16:25, TCU by 13 2nd-01:19.
BU led for 26:39, TCU led for 10:34. Game was tied for 02:47.

Score tied - 4 times.
Lead changed - 4 times.

GAME 29 – #4 BAYLOR 71, TEXAS TECH 68 (OT)



Official Basketball Box Score -- Game Totals -- Final Statistics
 Texas Tech vs Baylor
 03/02/20 8:00 pm at Ferrell Center (Waco, Texas)



Texas Tech 68 • 18-12,9-8 Big 12

#	Player	Total		3-Ptr		Rebounds			PF	TP	A	TO	Blk	Str	Min
		FG-FGA	FG-FGA	FT-FTA	Off	Def	Tot								
54	Russel Tchewa	c	0-0	0-0	0-0	0	1	1	2	0	0	1	1	0	5
00	Kylar Edwards	g	2-9	2-6	2-2	1	3	4	1	8	4	3	0	0	38
03	Jahmi'us Ramsey	g	5-12	3-8	0-0	0	5	5	4	13	2	3	0	0	35
15	Kevin McCullar	g	4-4	1-1	4-4	0	3	3	3	13	1	1	0	1	28
25	Davide Moretti	g	5-12	1-6	0-0	0	1	1	3	11	4	3	0	1	37
01	Terrence Shannon, J		2-3	0-0	0-0	1	4	5	0	4	0	2	1	0	21
02	Clarence Nadolny		1-1	0-0	0-0	0	0	0	0	2	0	1	0	0	2
12	Andrei Savrasov		0-0	0-0	0-0	0	0	0	0	0	0	1	0	0	1
21	Avery Benson		1-1	0-0	0-0	1	0	1	3	2	1	0	0	1	9
22	TJ Holyfield		3-7	0-2	3-5	1	2	3	3	9	1	3	2	1	20
44	Chris Clarke		3-3	0-0	0-0	2	6	8	3	6	5	2	0	1	29
	Team					4	0	4							
	Totals		26-52	7-23	9-11	10	25	35	22	68	18	20	4	5	225
	FG % 1st Half:	13-23	56.5%	2nd half:	10-21	47.6%	OT:	3-8	37.5%	Game:	26-52	50.0%	Deadball		
	3FG % 1st Half:	4-12	33.3%	2nd half:	2-7	28.6%	OT:	1-4	25.0%	Game:	7-23	30.4%	Rebounds		
	FT % 1st Half:	0-0	0.0%	2nd half:	8-9	88.9%	OT:	1-2	50.0%	Game:	9-11	81.8%	Rebounds		1

Baylor 71 • 26-3,15-2 Big 12

#	Player	Total		3-Ptr		Rebounds			PF	TP	A	TO	Blk	Str	Min
		FG-FGA	FG-FGA	FT-FTA	Off	Def	Tot								
33	Gillespie, Freddie	f	1-7	0-0	2-4	8	2	10	4	4	1	1	2	3	35
02	Bandoo, Devonte	g	5-8	4-5	4-4	2	1	3	0	18	4	3	0	2	43
12	Butler, Jared	g	5-14	2-5	5-6	3	3	6	3	17	2	4	0	3	40
31	Teague, MaCio	g	5-15	2-7	2-2	1	3	4	1	14	0	0	0	2	38
45	Mitchell, Davion	g	4-11	1-4	0-2	0	3	3	4	9	5	2	0	1	41
00	Thamba, Flo		0-1	0-0	2-3	2	1	3	0	2	0	1	2	0	10
24	Mayer, Matthew		3-7	1-3	0-2	0	2	2	1	7	1	0	0	2	18
	Team					1	2	3							
	Totals		23-63	10-24	15-23	17	17	34	13	71	13	11	4	13	225
	FG % 1st Half:	11-32	34.4%	2nd half:	9-26	34.6%	OT:	3-5	60.0%	Game:	23-63	36.5%	Deadball		
	3FG % 1st Half:	4-10	40.0%	2nd half:	5-13	38.5%	OT:	1-1	100.0%	Game:	10-24	41.7%	Rebounds		
	FT % 1st Half:	4-6	66.7%	2nd half:	7-13	53.8%	OT:	4-4	100.0%	Game:	15-23	65.2%	Rebounds		6

Officials: Antonio Petty, Kipp Kissinger, John Higgins
 Technical fouls: Texas Tech-None, Baylor-None.
 Attendance: 8953

Score by periods	1st	2nd	OT	Total
Texas Tech	30	30	8	68
Baylor	30	30	11	71

Points	In Paint	Off T/O	2nd Chance	Fast Break	Bench
TTU	28	12	12	3	23
BU	24	18	14	15	9

Last FG - TTU 00:47, BU 01:13.
 Largest lead - TTU by 5 1st-16:32, BU by 5 2nd-10:35.
 TTU led for 15:25, BU led for 18:46, Game was tied for 10:49.

Score tied - 14 times.
 Lead changed - 12 times.

THE LAST TIME ...

THE LAST TIME A BAYLOR TEAM...

Scored 110 Points.....	118 vs. Savannah State (12/17/17)
Scored 100 Points.....	105 vs. Central Arkansas (11/5/19)
Scored 90 Points.....	91 vs. UT Martin (12/18/19)
Scored Fewer than 50 Points.....	44 at Kansas (1/14/13)
Won by 40 Points.....	44 vs. Central Arkansas (11/5/19)
Won by 30 Points.....	32 vs. Maryland Eastern Shore (12/3/19)
Shot 65 pct from floor.....	66.1 (41-62) vs. Texas Southern (12/14/17)
Shot 60 pct from floor.....	60.8 (31-51) vs. PVAMU (11/12/18)
Shot less than 30 pct from floor.....	29.8 (17-57) at TCU (1/10/15)
Shot 65 pct from 3FG.....	70.6 (12-17) vs. Central Arkansas (11/10/17)
Shot 60 pct from 3FG.....	60.0 (15-25) at Oklahoma State (1/14/19)
Shot less than 15 pct from 3FG.....	111 (2-18) vs. Ole Miss (11/23/18)
Shot less than 10 pct from 3FG.....	.083 (1-12) vs. TCU (1/2/18)
Made 15 3-point field goals.....	18 vs. Central Arkansas (11/5/19)
Failed to make a 3FG.....	0-8 at Texas Tech (2/21/90)
Shot 95 pct from FT line.....	100.0 (9-9) at Oklahoma State (2/6/18)
Shot 90 pct from FT line.....	93.8 (15-16) at Florida (1/25/20)
Shot less than 40 pct from FT line.....	27.3 (3-11) vs. Texas Southern (11/6/18)
Had 60 Rebounds.....	60 vs. Huston-Tillotson (1/21/15)
Had 55 Rebounds.....	58 vs. Savannah State (12/17/17)
Had 50 Rebounds.....	52 vs. Maryland Eastern Shore (12/3/19)
Had 20 Offensive Rebounds.....	26 vs. Kansas (11/12/19)
Had 40 Defensive Rebounds.....	43 vs. Savannah State (12/17/17)
Had 35 Assists.....	40 vs. Hardin-Simmons (12/16/15)
Had 30 Assists.....	32 vs. Savannah State (12/17/17)
Had 25 Assists.....	25 vs. Central Arkansas (11/5/19)
Had 25 Turnovers.....	29 at West Virginia (1/10/17)
Had 20 Turnovers.....	20 vs. West Virginia (2/15/20)
Had fewer than 7 Turnovers.....	5 at Kansas (1/11/20)
Had fewer than 5 Turnovers.....	4 at West Virginia (2/22/14)
Had 16 Steals.....	16 vs. Savannah State (11/23/15)
Had 15 Steals.....	15 vs. Texas State (11/15/19)
Had 12 Steals.....	13 vs. Texas Tech (3/2/20)
Had 12 Blocked Shots.....	12 vs. New Orleans (12/29/18)
Had 10 Blocked Shots.....	10 vs. TCU (2/2/19)
Had no Blocked Shots.....	at West Virginia (1/21/19)
Had two 20-point scorers.....	Mario Kegler (23), Devonte Bando (22) vs. West Virginia (2/13/19)
Had two 25-point scorers.....	Jo Lual-Acuil Jr. (31), Manu Lecomte (25) vs. Savannah State (12/17/17)
Had seven double-figure scorers.....	vs. Long Beach State (3/20/13)
Had six double-figure scorers.....	vs. Kansas State (1/22/18)
Had five double-figure scorers.....	vs. Kansas State (2/25/20)
Had all five starters score in double figures.....	vs. Oklahoma State (2/8/20)
Had all five starters score 15+ points.....	vs. Central Arkansas (11/10/17)
Had no players score in double figures.....	vs. Texas A&M (3/5/08)
Had no starters score in double figures.....	at Kansas State (3/3/18)
Had four players score 15+ points.....	vs. PVAMU (11/12/18)
Had five players score 15+ points.....	vs. Central Arkansas (11/10/17)
Had four players score 18+ points.....	vs. Savannah State (12/17/17)
Had four players with 5+ assists.....	vs. Savannah State (12/17/17)
Had two double-doubles.....	Freddie Gillespie (10p/11r), Davion Mitchell (14p/10a) vs. Kansas State (2/25/20)
Had two double-figure rebounders.....	Mark Vital (14), Mario Kegler (10) vs. West Virginia (2/23/19)
Scored 50-plus points in first half.....	50 vs. Kansas State (2/25/20)
Scored 50-plus points in second half.....	53 vs. UT Martin (12/18/19)
Scored 50-plus points in both halves.....	vs. Central Arkansas (11/5/19)
Scored 60-plus points in first half.....	61 vs. Savannah State (12/17/17)
Scored 60-plus points in second half.....	60 at Iowa State (1/9/16)
Scored fewer than 20 points in 1st half.....	15 at Wichita State (12/1/18)
Scored fewer than 20 points in 2nd half.....	19 vs. Butler (12/20/19)
Scored 20 points or fewer in 1st half.....	20 at Arizona (12/15/18)
Scored 20 points or fewer in 2nd half.....	20 at Texas Tech (2/17/15)
Overcame a 20-point deficit to win.....	vs. Louisville, trailed 32-10, won 66-63 (11/25/16)
Overcame a 15-pt deficit with less than 10 min left to win.....	vs. Texas, trailed 55-36, won 84-83 (2/27/19)
Overcame a 20-point deficit.....	vs. Mississippi State, trailed 40-20 (3/18/18)
Overcame a 15-point halftime deficit to win.....	vs. Louisville, trailed 39-24, won 66-63 (11/25/16)
Overcame a 10-point halftime deficit to win.....	vs. Texas, trailed 40-29, won 84-83 (2/27/19)
Overcame a 10-point 2nd half deficit to win on the road.....	at OSU, trailed 47-35, won 75-68 (1/18/20)
Won an OT game.....	71-68 vs. Texas Tech (3/2/20)
Lost an OT game.....	78-81 vs. TCU (1/2/18)
Won a 2OT game.....	74-73 at Texas (2/12/18)
Lost a 2OT game.....	84-91 to Colorado (3/13/08)
Won a 3OT game.....	Never
Lost a 3OT game.....	93-97 at SMU (1/9/88)
Won a 4OT game.....	96-95 vs. North Texas (12/17/88)
Lost a 4OT game.....	Never
Won a 5OT game.....	116-110 at Texas A&M (1/23/08)
Lost a 5OT game.....	Never

THE LAST TIME A BAYLOR PLAYER...

Recorded a Triple-Double (Pts/Reb/Ast).....	Kenny Chery (20/10/12) vs. Kansas State (2/15/14)
Recorded a Triple-Double (Pts/Reb/Blk).....	Ekpe Udoh (18/17/10) vs. Morgan State (1/6/10)
Recorded a Double-Double Off the Bench.....	Terry Maston (12p/10r) vs. TAMU-CC (11/13/17)
Recorded a Double-Double Before Halftime.....	King McClure (12p/10r) vs. George Mason (11/24/18)
Scored 35 Points.....	Makai Mason (40) vs. TCU (2/2/19)
Scored 30 Points.....	Jared Butler (30) vs. Central Arkansas (11/5/19)
Scored 30 Points in a Road Game.....	Jared Butler (31) at Kansas (3/9/19)
Scored 20 Points in a 1st Half.....	King McClure (20) at Oklahoma State (1/14/19)
Scored 25 Points in a 2nd Half.....	Makai Mason (27) vs. TCU (2/2/19)
Scored 20 Points in a 2nd Half.....	Jared Butler (23) at Kansas (3/9/19)
Scored 30 Points off the Bench.....	Nuni Omot (30) at Kansas State (3/3/18)
Scored 25 Points off the Bench.....	Terry Maston (26) vs. Mississippi State (3/18/18)
Scored 20 Points off the Bench.....	Devonte Bando (22) vs. West Virginia (2/23/19)
Made 5+ 3-pointers in a 1st Half.....	King McClure (6-7) at Oklahoma State (1/14/19)
Made 5+ 3-pointers in a 2nd Half.....	Makai Mason (6-8) vs. TCU (2/2/19)
Had 20 Rebounds.....	Jo Lual-Acuil Jr. (20) vs. Savannah State (12/17/17)
Had 15 Rebounds.....	Freddie Gillespie (17) at TCU (2/29/20)
Had 8+ Offensive Rebounds.....	Freddie Gillespie (8) vs. Texas Tech (3/2/20)
Had 9+ Offensive Rebounds.....	Mark Vital (9) at Arizona (12/15/18)
Had 12 Rebounds in a Half.....	Johnathan Motley (14 in 2nd half) vs. Texas (1/17/17)
Had 10 Rebounds in a Half.....	King McClure (10 in 1st half) vs. George Mason (11/24/18)
Had 10 Assists.....	Davion Mitchell (10) vs. Kansas State (2/25/20)
Had 10+ Assists and 0 Turnovers.....	Jake Lindsey (11 AST/0 TO) vs. Kansas State (3/9/17)
Had 5 Blocked Shots.....	Freddie Gillespie (6) vs. TCU (2/1/20)
Had 6 Blocked Shots.....	Freddie Gillespie (6) vs. TCU (2/1/20)
Had 7 Blocked Shots.....	Jo Lual-Acuil Jr. (7) vs. Oklahoma (2/21/17)
Had 5 Steals.....	Jared Butler (5) vs. Ohio (11/21/19)
Had 6 Steals.....	Lester Medford (7) vs. Savannah State (11/23/15)
Played 40+ Minutes.....	Devonte Bando (43), Davion Mitchell (41), Jared Butler (40) vs. TTU (3/2/20)
Played 45+ Minutes.....	Jo Lual-Acuil Jr. (48) & Manu Lecomte (46) at Texas (2/12/18)
Made a Game-Winning Shot.....	Terry Maston (2FG) vs. Texas Tech, 59-57 (2/17/18)
Made a Game-Winning Shot in Final 10 Seconds.....	Jo Lual-Acuil Jr. (Dunk) at Texas, 74-73 2ot (2/12/18)
Made a Game-Winning Shot at Buzzer.....	Lester Medford (3FG) at Texas Tech, 63-60 (1/16/16)
Made a Game-Winning FT in Final 10 Seconds.....	Mario Kegler vs. Texas, 84-83 OT (2/29/19)

THE LAST TIME A BAYLOR OPPONENT...

Scored 100 Points.....	102 at Kansas (1/2/16)
Scored 90 Points.....	90 vs. Kansas State (1/22/18)
Scored Fewer than 50 Points at Home.....	45 at Texas (2/10/20)
Scored Fewer than 50 Points on the Road.....	44 vs. Texas (1/4/20)
Scored Fewer than 40 Points.....	39 vs. McNeese State (11/14/14)
Won by 30 Points.....	40 at Oklahoma (1/20/07)
Shot 65 pct from floor.....	66.1 (39-59) at Oklahoma (2/26/05)
Shot 60 pct from floor.....	62.0 (31-50) vs. Oklahoma (1/23/16)
Shot less than 25 pct from floor.....	23.4 (11-47) vs. Prairie View A&M (12/2/15)
Shot 55 pct from 3FG.....	55.7 (15-27) vs. Texas (2/27/19)
Shot less than 15 pct from 3FG.....	14.3 (2-14) vs. George Mason (11/24/18)
Made 15 3-point field goals.....	15 vs. Texas (2/27/19)
Shot 95 pct from FT line.....	95.7 (22-23) at Ole Miss (1/28/17)
Shot less than 50 pct from FT line.....	33.3 (5-15) vs. Texas (1/4/20)
Had 50 Rebounds.....	62 vs. Wake Forest (Anaheim) (11/30/08)
Had fewer than 20 Rebounds.....	18 vs. Oregon (12/21/18)
Had 20 Offensive Rebounds.....	20 vs. Wagner (3/13/18)
Had 25 Assists.....	29 vs. Oklahoma (1/23/16)
Had 20 Turnovers.....	20 vs. Texas Tech (3/2/20)
Had fewer than 5 Turnovers.....	4 at West Virginia (2/22/14)
Had 13 Steals.....	15 at West Virginia (1/10/17)
Had 12 Steals.....	12 vs. West Virginia (3/9/17)
Had 12+ Blocked Shots.....	13 vs. West Virginia (2/20/18)
Had 10+ Blocked Shots.....	10 at Kansas (11/1/20)
Had no Blocked Shots.....	at Oklahoma State (2/8/17)
Had two 20-point scorers.....	Desmond Bane (23), PJ Fuller (21) at TCU (2/29/20)
Had three 20-point scorers.....	Abdel Nader (26), Georges Niang (24), Monte Morris (20) vs. Iowa State (2/16/16)
Had five double-figure scorers.....	vs. Oklahoma State (2/8/20)
Had four 15+ point scorers.....	at Texas (2/12/18)
Had no double-figure scorers.....	vs. Iowa State (1/15/20)
Had two double-figure rebounders.....	Kenrich Williams (12), Vlad Brodziansky (10) at TCU (1/21/17)
Scored 50-plus points in 1st half.....	51 at Texas A&M (12/19/15)
Scored 50-plus points in 2nd half.....	54 at TCU (2/29/20)
Scored 20 points or fewer in 1st half.....	16 at Texas (2/8/20)
Scored 20 points or fewer in 2nd half.....	20 vs. Texas (1/6/18)
Failed to make a 3FG.....	vs. Oklahoma, 0-12 (2/25/12)

THE LAST TIME A BAYLOR OPPOSING PLAYER

Scored 30 Points.....	Brandon Clarke (36) vs. Gonzaga (3/23/19)
Had 20 Rebounds.....	Jamahl Mosley (20) vs. Colorado [Kansas City] (3/8/01)
Had 15 Rebounds.....	Udoka Azubuike (19) vs. Kansas (2/22/20)
Had 10 Assists.....	Courtney Ramey (10) vs. Texas (2/27/19)
Had 8 Turnovers.....	Trae Young (8) vs. Oklahoma (2/27/18)
Had 7 Turnovers.....	Jarrett Culver (7) vs. Texas Tech (1/19/19)
Had 8 Blocked Shots.....	Sagaba Konate (9) vs. West Virginia (2/20/18)
Had 7 Blocked Shots.....	Udoka Azubuike (7) at Kansas (1/11/20)
Had 6 Blocked Shots.....	Kevin Samuel (6) vs. TCU (2/1/20)
Had 5 Steals.....	Dedric Lawson (5) vs. Kansas (1/12/19)
Had 6 Steals.....	Jevon Carter (6) vs. West Virginia (3/9/18)

2019-20 INDIVIDUAL SUPERLATIVES

CATEGORY	BAYLOR	OPPONENT
Points Scored	30, Jared Butler vs. Central Arkansas (11/5)	27, Collin Gillespie vs. Villanova (11/24)
Field Goals Made	10, Jared Butler vs. Central Arkansas (11/5)	11, Udoka Azubuike vs. Kansas (2/22)
FGs Attempted	21, Jared Butler at TCU (2/29)	24, Kamar Baldwin vs. Butler (12/10)
Highest FG % (min 5 made)	.857 (6-7), Freddie Gillespie vs. Central Arkansas (11/5) .857 (6-7), Matthew Mayer vs. Kansas State (2/25)	.846 (11-13), Udoka Azubuike vs. Kansas (2/22)
3-Point FGs Made	8, Jared Butler vs. Central Arkansas (11/5)	5, five players
3-Point FGs Attempted	13, Jared Butler at Oklahoma (2/18)	12, Parker Stewart vs. UT Martin (12/18)
3-Point FG % (min 5 att)	.800 (4-5), Jared Butler vs. Kansas State (2/25) .800 (4-5), Devonte Bando vs. Texas Tech (3/2)	.667 (4-6), Nahziah Carter vs. Washington (11/8) .667 (4-6), Sean McDermott vs. Butler (12/10) .667 (4-6), Cameron McGriff at Oklahoma State (1/18)
Free Throws Made	9, MaCio Teague vs. Arizona (12/7) & vs. Texas (1/4)	9, Chase Jeter vs. Arizona (12/7) 9, Tyrese Haliburton at Iowa State (1/29)
Free Throws Attempted	10, MaCio Teague vs. Arizona (12/7) 10, Davion Mitchell vs. Oklahoma State (2/8)	10, Chase Jeter vs. Arizona (12/7)
Free Throw % (min 7 att)	1.000 (9-9), MaCio Teague vs. Texas (1/4)	1.000 (9-9), Tyrese Haliburton at Iowa State (1/29) 1.000 (8-8), Nico Mannion vs. Arizona (12/7)
Offensive Rebounds	8, Freddie Gillespie at TCU (2/29) & vs. TTU (3/2)	7, Oscar Tshiebwe vs. West Virginia (2/15)
Defensive Rebounds	10, Freddie Gillespie vs. UMES (12/3) & vs. Arizona (12/7)	14, Udoka Azubuike vs. Kansas (2/22)
Total Rebounds	17, Freddie Gillespie at TCU (2/29)	19, Udoka Azubuike vs. Kansas (2/22)
Assists	10, Davion Mitchell vs. Kansas State (2/25)	9, Quade Green vs. Washington (11/8) 9, Tyrese Haliburton vs. Iowa State (1/15)
Turnovers	5, Jared Butler vs. UT Martin (12/18) & at KSU (2/3) 5, Davion Mitchell at Texas (2/10) & vs. WVU (2/15) 5, Devonte Bando vs. West Virginia (2/15)	6, Jason Preston vs. Ohio (11/21) 6, Parker Stewart vs. UT Martin (12/18) 6, PJ Fuller at TCU (2/29)
Blocked Shots	6, Freddie Gillespie vs. TCU (2/1)	7, Udoka Azubuike at Kansas (1/11)
Steals	5, Jared Butler vs. Ohio (11/21)	4, Marlin Davis vs. Texas State (11/15) 4, Isaac Likekele at Oklahoma State (1/18) 4, Brady Manek vs. Oklahoma (1/20)
Minutes Played	43, Devonte Bando vs. Texas Tech (3/2)	40, Tyrese Haliburton vs. Iowa State (1/15) & at Iowa State (1/29)
Fouls Drawn	9, Davion Mitchell vs. Oklahoma State (2/8)	7, four times

2019-20 TEAM SUPERLATIVES

BAYLOR HIGH	BAYLOR LOW	CATEGORY	OPPONENT HIGH	OPPONENT LOW
105 vs. Central Arkansas (11/5)	52 at Texas (2/10)	Points Scored	78 vs. Villanova (11/24)	44 vs. Texas (1/4)
53 vs. Central Arkansas (11/5)	21 at Texas Tech (1/7)	Points, 1st Half	41 vs. Villanova (11/24)	16 at Texas (2/10)
53 vs. UT Martin (12/18)	19 vs. Butler (12/10)	Points, 2nd Half	54 at TCU (2/29)	21 vs. Texas (1/4)
11 vs. Texas Tech (3/2)	11 vs. Texas Tech (3/2)	Points/Overtime	8 vs. Texas Tech (3/2)	8 vs. Texas Tech (3/2)
40 vs. Central Arkansas (11/5)	17 vs. Arizona (12/7) & at Texas (2/10)	Field Goals Made	28 vs. Villanova (11/24)	14 vs. Arizona (12/7)
71 vs. Central Arkansas (11/5)	48 at Kansas State (2/3)	Field Goal Attempts	64 vs. UMES (12/3)	45 at Coastal Carolina (11/22)
.563 (40-71) vs. UCA (11/5)	.304 (17-56) vs. Arizona (12/7)	FG Percentage	.519 (28-54) vs. Villanova (11/24)	.266 (17-64) vs. UMES (12/3)
18 vs. Central Arkansas (11/5)	4, four times	3-Point FGs Made	10 at Oklahoma State (1/18)	2 vs. Arizona (12/7)
33 vs. Central Arkansas (11/5)	13 at Texas Tech (1/7)	3-Point FG Attempts	29 vs. Ohio (11/21)	13 vs. JSU (12/30) & vs. KU (2/22)
.579 (11-19) vs. Villanova (11/24)	.200 (4-20) at Iowa State (1/29)	3-Point FG Percentage	.643 (9-14) at Coastal Carolina (11/22)	.111 (2-18) vs. Arizona (12/7)
23 vs. Arizona (12/7)	5, four times	Free Throws Made	28 vs. Arizona (12/7)	3 vs. Iowa State (1/15)
33 vs. Oklahoma State (2/8)	7 at Kansas (1/11) & at OU (2/18)	Free Throw Attempts	34 vs. Arizona (12/7)	6 vs. Iowa State (1/15)
.938 (15-16) at Florida (1/25)	.455 (5-11) vs. Butler (12/10)	Free Throw Percentage	.867 (13-15) at Iowa State (1/29)	.333 (5-15) vs. Texas (1/4)
19 vs. Texas (1/4)	7 at Kansas (1/11)	Offensive Rebounds	19 vs. UT Martin (12/18)	5 vs. Washington (11/8)
38 vs. Central Arkansas (11/5)	15 at CCU (11/22) & vs. OSU (2/8)	Defensive Rebounds	29 vs. Washington (11/8)	15 at Texas Tech (1/7)
52 vs. UMES (12/3)	26 at Coastal Carolina (11/22)	Total Rebounds	40 vs. UT Martin (12/18)	25 at Texas Tech (1/7)
25 vs. Central Arkansas (11/5)	6 vs. Texas (1/4) & at Texas Tech (1/7)	Assists	18 vs. Texas Tech (3/2)	7, five times
20 at TTU (1/7) & vs. WVU (2/15)	5 vs. Villanova (11/24) & at Kansas (1/11)	Turnovers	22 at CCU (11/22) & vs. WVU (2/15)	7 at Florida (1/25)
9 vs. Arizona (12/7)	1 at CCU (11/22) & at K-State (2/3)	Blocked Shots	11 vs. Washington (11/8)	1 at Kansas State (2/3)
15 vs. Texas State (11/15)	3 at Florida (1/25)	Steals	9, three times	2 vs. Texas (1/4)
23 at TCU (2/29)	10 vs. Texas State (11/15)	Fouls	31 vs. Oklahoma State (2/8)	10 at Kansas (1/11)



2019-20

26-3

BIG 12

15-2

AP

4th

COACHES

4th

NET

5th

BAYLOR at WEST VIRGINIA | GAME 30
March 7, 2020 (Morgantown, W.Va. / WVU Coliseum)

Baylor Broadcast Notes

0
2
5
11
12
13
15
24
25
31
33
45



Flo Thamba

F • 6-10 • 245 • So. • Kinshasa, Congo

	MIN	PTS	REB	BLK	FG%	3FG%	FT%
SEA	8.7	2.3	2.2	0.7	.462	.000	.567
B12	5.9	0.9	1.1	0.6	.200	.000	.625
CAR	9.6	1.9	2.2	0.7	.508	.000	.550

- Sophomore big man with 7-foot-6 wingspan, originally from Democratic Republic of the Congo
- Has come off bench in 18 of 29 games this season, totaling 41 points and 40 rebounds in 157 minutes
- Played 23 minutes off bench over last 2 Big 12 games played (when Tristan Clark was out)
- Born in Congo, lived in England, France and South Africa, emigrated to United States in 2014
- Averaged 14.0 points, 10.0 rebounds and 1.5 blocks as senior at Mountain Mission School in Grundy, Va.



Devonte Badoo

G • 6-1 • 185 • Sr. • Mississauga, Ontario

	MIN	PTS	REB	AST	FG%	3FG%	FT%
SEA	26.1	7.8	3.7	1.6	.393	.400	.758
B12	26.5	6.9	3.1	1.4	.342	.362	.714
CAR	23.4	8.1	2.9	1.4	.422	.397	.842

- Canadian JuCo transfer senior guard, made 40% of 3-pointers in first season at BU (11.5 3FGM/gm)
- Shooting .400 from 3-point range (40-100), would rank 4th in Big 12 if he met 2.0 3FGM/gm minimum
- Season-high 18 points on Senior Night Monday vs. Tech, including game-tying 3FG with 1:40 left
- Sparked comeback at OSU (1/18) with season-high 16 points (14 in 2nd half on 4-4 3FGs, 2-2 FTs)
- Shooting 41% (58-of-142) from 3-point range over 35 career Big 12 games (at least 1 3FG in 27 of 35)



Jordan Turner

G/F • 6-7 • 195 • Fr. • Houston, Texas

	MIN	PTS	REB	AST	FG%	3FG%	FT%
SEA	-	-	-	-	-	-	-
B12	-	-	-	-	-	-	-
CAR	-	-	-	-	-	-	-

- Freshman wing from Houston, attended Sunrise Christian in Bel Aire, Kan. for final 2 prep seasons
- Expected to redshirt during 2019-20 season and participate on practice squad
- Ranked No. 11 recruit in Texas and No. 24 SF nationally in 2019 signing class by ESPN
- Played first two prep seasons at Global Learning Village in Houston
- Twin brother, Jalyn, is freshman on Central Oklahoma basketball squad



Mark Vital (VYE-tuhl)

G/F • 6-5 • 230 • R.Jr. • Lake Charles, La.

	MIN	PTS	REB	AST	FG%	3FG%	FT%
SEA	25.8	6.0	6.0	1.8	.464	.118	.435
B12	26.7	5.6	6.3	1.9	.469	.000	.400
CAR	25.8	6.7	6.3	2.0	.469	.143	.502

- Named semifinalist for Naismith Trophy Defensive Player of Year (joining teammate Davion Mitchell)
- Only BU player to start all 34 games last season, appeared in 87 consecutive before sitting Monday
- Filed stat sheet with 8 pts, 9 rebs, season-high 7 assists at Iowa State (1/29)
- 2019 HM All-Big 12 and All-Defensive; ranked 7th nationally and led B12 in offensive reb. (3.56/gm)
- Committed to Baylor in September 2013, more than 2 years before signing day



Jared Butler

G • 6-3 • 190 • So. • Reserve, La.

	MIN	PTS	REB	AST	FG%	3FG%	FT%
SEA	30.3	15.8	3.2	3.2	.420	.388	.772
B12	31.2	15.0	3.6	3.1	.391	.345	.659
CAR	28.4	12.8	3.2	2.9	.409	.371	.782

- Sophomore, started last 49 games; made 3FG in 45 of 49 since becoming starter (39% on 3FGs; 129-330)
- Led team in scoring in 16 of 29 games this year after doing so in 6 of 34 games last season
- Only BU player to start all 34 games last season, appeared in 87 consecutive before sitting Monday
- 2/15 vs. WVU: 21 points, 5 rebounds, 4 assists, 8-11 FGs, 5-7 3FGs, +18 plus-minus in 35 minutes
- Scored 16+ pts in last 6 games (18.8 ppg) while shooting 47% (21-of-45) from 3-point range
- B12 Ranks: 3rd PPG (15.8), 2nd 3FGs (2.6), 5th 3FG% (.388), 8th steals (1.6), 10th assists (3.2)



Jackson Moffatt

G/F • 6-6 • 210 • R.Fr. • Magnolia, Texas

	MIN	PTS	REB	AST	FG%	3FG%	FT%
SEA	2.0	0.0	0.2	0.0	.000	.000	.000
B12	1.0	0.0	0.0	0.0	.000	.000	.000
CAR	2.0	0.0	0.2	0.0	.000	.000	.000

- Redshirt freshman walk-on wing from Magnolia High School, played on practice squad last season
- Has appeared in 6 games this season, totaling 1 rebound and 1 steal in 13 minutes
- Scored 2,066 points during prep career, becoming Magnolia's all-time leading scorer
- 3-time first-team All-District 20-5A honoree and 2-time TABC All-Region selection
- Holds MHS record for single-game scoring with 45-point game



Obim Okeke (OH-bihm OH-kay-kay)

G • 6-0 • 225 • Sr. • Las Vegas, Nev.

	MIN	PTS	REB	AST	FG%	3FG%	FT%
SEA	3.3	0.1	0.7	0.7	.000	.000	.500
B12	2.5	0.5	0.0	0.0	.000	.000	.500
CAR	3.3	0.6	0.4	0.3	.185	.130	.500

- Former walk-on guard, played 3 seasons on BU Football team, switched to MBB after 2017 FB season
- Has appeared 7 times this season, totaling 1 point, 5 assists, 5 rebounds and 1 steal in 24 minutes
- Came off bench to play in 9 games last season, totaling 10 points in 32 minutes of action
- Played in 5 football games over 2016-17 seasons as running back and kick returner
- Won 5 state titles at Bishop Gorman HS, 3 in basketball and 2 in football



Matthew Mayer (MYE-er)

G/F • 6-9 • 210 • So. • Austin, Texas

	MIN	PTS	REB	AST	FG%	3FG%	FT%
SEA	11.8	4.9	2.0	0.8	.424	.378	.690
B12	13.1	5.3	2.2	0.9	.416	.310	.810
CAR	11.8	4.8	2.0	0.8	.373	.336	.671

- Sophomore wing with length, range and quick release, provides instant offense off bench
- 2/15 vs. WVU: 13 points, 8 rebounds in 17 minutes off bench, had +17 plus-minus
- Last 6 Games: 10.0 ppg in 17.3 mpg, shooting 58% (23-40), including 75% on 2-point FGs (18-24)
- Has 10 career games with 10+ pts off bench, including 3 of last 6 games (13-WVU, 10-KU, 19-KSU)
- Has come off bench in all 29 games this year; 17.3 mpg in last 6 games, up from 10.4 mpg prior



Tristan Clark

F • 6-10 • 245 • Jr. • San Antonio, Texas

	MIN	PTS	REB	AST	FG%	3FG%	FT%
SEA	13.1	4.0	2.4	0.5	.475	.000	.647
B12	10.3	3.3	2.0	0.3	.622	.000	.600
CAR	19.7	7.5	4.2	0.9	.620	.231	.659

- Strong, skilled junior forward; played 16 minutes in season-opener, first action since Jan. 8 (301 days)
- Working way back from knee injury, missed 6 games, but played off bench in 15 of 17 Big 12 games
- Last 11 Games Played: 43 points on 20-of-30 FGs (67%), 24 rebounds, 7 blocks in 124 total minutes
- Led nation with .737 FG pct last year (84-114) until he dropped from minimum 75% of games on Jan. 26
- Career .620 field goal percentage (215-347) is 2nd-best in program history (Josh Lomers .663)



MaCio Teague (may-SEE-oh)

G • 6-3 • 195 • R.Jr. • Cincinnati, Ohio

	MIN	PTS	REB	AST	FG%	3FG%	FT%
SEA	32.5	14.1	4.7	1.9	.399	.364	.846
B12	33.9	13.5	4.7	1.3	.380	.368	.864
CAR	34.1	15.5	4.6	2.4	.429	.415	.867

- Redshirt junior guard, sat out 18-19 as transfer from UNC Asheville; played on practice squad
- Led team in scoring with 15+ points in 6 straight games before injury wrist at Texas (2/10)
- Double-figure scoring in 22 of 27 games played this season and 76 of 94 games during collegiate career
- Bears are 21-1 when he scores 10+ points (9.7 ppg in 3 losses - 8 vs. UW, 8 vs. KU, 13 at TCU)
- Has made a 3FG in 50 of last 52 games; 12 career games with 5+ 3FGs, 38 games with 3+ 3FGs



Freddie Gillespie

F • 6-9 • 245 • R.Sr. • St. Paul, Minn.

	MIN	PTS	REB	BLK	FG%	3FG%	FT%
SEA	28.6	9.7	9.1	2.2	.551	.000	.684
B12	29.4	10.2	9.2	2.3	.545	.000	.650
CAR	23.7	7.6	6.9	1.7	.583	.000	.646

- Former walk-on forward, sat out 2017-18 after transferring from D3 Carleton College in Northfield, Minn.
- Led Big 12 in offensive rebounding (4.2) and double-digit rebound games (18), 2nd in D-Ds (11)
- Nat'l. Ranks: 5th offensive rebounding (4.2), 27th blocks (2.2), 55th rebounding (9.1), 44th D-Ds (11)
- Named Big 12 Player of the Week on Dec. 9 after 17p/13r/5b in 38 min. of win vs. No. 12 Arizona
- Played only 16 minutes during 2015-16 freshman season at Carleton, totaling 4 pts, 7 rebs and 2 blocks



Davion Mitchell (DAY-vee-ahn)

G • 6-2 • 195 • RSo. • Hinesville, Ga.

	MIN	PTS	REB	AST	FG%	3FG%	FT%
SEA	32.3	9.7	2.8	3.9	.402	.307	.663
B12	33.9	9.5	3.4	4.1	.400	.321	.667
CAR	24.1	6.5	1.9	2.8	.410	.301	.667

- Named semifinalist for Naismith Trophy Defensive Player of Year (joining teammate Mark Vital)
- Had career-first double-double with 14 points and career-high 10 assists 2/25 vs. K-State
- Ranks 2nd in Big 12 with 4.1 assists and 1.71 assist-to-turnover ratio in conference play
- Teams are 38-3 in games in which he's played 20+ minutes (Auburn 12-0, Baylor 26-3)
- Teams are 16-0 in games in which he's scored 10+ points (Auburn 2-0, Baylor 14-0)

Head Coach: Scott Drew (17th season at Baylor)
Associate Head Coach: Jerome Tang (17th season at Baylor)
Assistant Coach: Alvin Brooks III (4th season at Baylor)
Assistant Coach: John Jakus (3rd season at Baylor)

Special Assistant & Director of Player Personnel: Jared Nuness
Special Assistant to the Head Coach: Bill Peterson
Director of Basketball Operations: Aditya Malhotra
Director of Video Operations: Ty Beard
Athletic Trainer: Dave Snyder
Strength Coach: Charlie Melton