

BAYLOR

BASKETBALL GAME NOTES



Follow **Baylor Basketball** on Twitter, Instagram and Facebook: **@BaylorMBB**

GAME 16

2/2 **BAYLOR** (14-1, 4-0 Big 12) at NR/NR **OKLAHOMA STATE** (9-7, 0-4 Big 12)



Jan. 18, 2020 • 11:00 a.m. CT • Watch: ESPN2 and ESPN App • Listen: ESPN Central Texas & TuneIn App
Stillwater, Okla. • Gallagher-Iba Arena (13,611) • Social Media: **@BaylorMBB** | **#SicEm** | **#1TGF**

MEDIA INFORMATION

TV: ESPN2 and ESPN App

Talent: Clay Matvick (pxp), Tim McCormick (analyst)

BU Radio: Baylor-IMG College / ESPN Central Texas

Talent: John Morris (pxp), Pat Nunley (analyst)

Satellite Radio: Sirius 83, XM 83, Internet 83

Social Media: **@BaylorMBB** | **#SicEm** | **#1TGF**

All-Time Series Oklahoma State leads 55-29

Waco Baylor leads 19-17

Stillwater Oklahoma State leads 26-9

Neutral Oklahoma State leads 12-1

Drew Era Baylor leads 17-16

First Meeting 1917-18 – OSU 24-20 (Waco)

Last Season 1/14/19 – BU 73-69 (Stillwater)
3/6/19 – OSU 67-64 (Waco)

2019-20 SCHEDULE & RESULTS

DATE	BU	OPP	OPPONENT	TV	TIME
N5	16/18	—	CENTRAL ARKANSAS	Big 12 Now/ESPN+	W, 105-61
N8	16/18	rv/rv	vs. Washington ¹	ESPN	L, 64-67
N15	24/18	—	TEXAS STATE	Big 12 Now/ESPN+	W, 72-63
N21	24/23	—	vs. Ohio ²	ESPN2	W, 76-53
N22	24/23	—	at Coastal Carolina ²	ESPN	W, 77-65
N24	24/23	17/15	vs. Villanova ²	ESPN	W, 87-78
D3	18/16	—	MD. EASTERN SHORE	Big 12 Now/ESPN+	W, 78-46
D7	18/16	12/11	ARIZONA	ESPNU	W, 63-58
D10	11/11	18/19	BUTLER ³	ESPN2	W, 53-52
D18	10/11	—	vs. UT-Martin ⁴	ESPN	W, 91-63
D30	6/4	—	JACKSON STATE	Big 12 Now/ESPN+	W, 83-57
J4	6/4	—	• TEXAS	ESPN2	W, 59-44
J7	4/4	22/21	• at Texas Tech	ESPN2	W, 57-52
J11	4/4	3/3	• at Kansas	CBS	W, 67-55
J15	2/2	—	• IOWA STATE	Big 12 Now/ESPN+	W, 68-55
J18	2/2	—	• at Oklahoma State	ESPN2	11 a.m.
J20	—	—	• OKLAHOMA	ESPN	8 p.m.
J25	—	—	• at Florida ⁵	ESPN	7 p.m.
J29	—	—	• at Iowa State	ESPN2/U	8 p.m.
F1	—	—	• TCU	ESPN2	3 p.m.
F3	—	—	• at Kansas State	ESPN2	8 p.m.
F8	—	—	• OKLAHOMA STATE	ESPN2	5 p.m.
F10	—	—	• at Texas	ESPN/2	8 p.m.
F15	—	—	• WEST VIRGINIA	Big 12 Now/ESPN+	3 p.m.
F18	—	—	• at Oklahoma	ESPN/2/U	8 p.m.
F22	—	—	• KANSAS	ESPN/2	11 a.m.
F25	—	—	• KANSAS STATE	Big 12 Now/ESPN+	7 p.m.
F29	—	—	• at TCU	ESPN/2/U	1 p.m.
M2	—	—	• TEXAS TECH	ESPN	8 p.m.
M7	—	—	• at West Virginia	Big 12 Now/ESPN+	12 p.m.
M11-14	—	—	Big 12 Championship ⁶	ESPN/2/U	TBD

SCHEDULE KEY

1 – Armed Forces Classic (Anchorage); 2 – Myrtle Beach Invitational (Conway, S.C.); 3 – Big East/Big 12 Battle (Waco, Texas); 4 – The Battleground 2k19 (Houston); 5 – Big 12/SEC Challenge (Gainesville, Fla.); 6 – Big 12 Championship (Kansas City)

Rankings: AP/Coaches; All times Central

BAYLOR ATHLETICS COMMUNICATIONS

DAVID KAYE *Assistant AD*
254-709-5147 • David_Kaye@baylor.edu

STORY LINES

- No. 2 Baylor puts its 13-game winning streak on the line at Oklahoma State at 11 a.m. CT Saturday.
- Saturday is the 85th series meeting. OSU leads 55-29, but BU is 17-16 vs. OSU in the Drew era.
- BU is 7-1 vs. Oklahoma State since 2016 and 12-5 vs. OSU since 2012.
- BU has swept the series in 5 of the last 8 seasons after not doing so in any of the Big 12's first 15 years.
- The Bears won 73-69 when the teams last met in Stillwater on Jan. 14, 2019.
- BU has won 4 in a row in Stillwater and is 6-2 at OSU since 2012 after being 3-24 at OSU prior to 2012.
- Baylor's 13-game winning streak is tied for the 3rd-longest in program history (record 17 in 2011-12) and is the nation's 2nd-longest active streak behind San Diego State (18).
- Baylor is the nation's only program with 5 wins vs. AP Top 25 ranked teams this season (5-0).
- BU has won 5 consecutive games vs. ranked teams for the first time in program history. BU defeated No. 17 Villanova (n), No. 12 Arizona (h), No. 18 Butler (h), No. 22 Texas Tech (r) and No. 3 Kansas (r).
- Baylor is looking to start Big 12 play 5-0 for the 2nd time in league history (1998).
- Baylor ranks 6th nationally in scoring defense (57.9) and 9th nationally in scoring margin (+15.4).
- Baylor has trailed for only 6% of game time over its last 9 games (22:13 of 360:00). Baylor's largest deficit faced in that stretch was 20-15 in the first half at Kansas, and BU closed the half on a 22-4 run.
- Baylor's defense has forced 15+ turnovers in 9 of 15 games after doing so in 7 of 34 games last year.
- Baylor has held 5 of its last 6 high-major opponents to season-low scoring totals – season-lows for Arizona (58), Butler (52), Texas (44), Texas Tech (52) and Kansas (55); 2nd-lowest for Iowa State (55).
- BU has held all 4 Big 12 opponents to 55 or fewer points, matching the program record for a season (4 in 2013 & 2017). Entering 2020, BU held teams to 55 or fewer 23 times in the Big 12's first 23 seasons.
- BU is No. 1 in the NET rankings with wins vs. No. 2 (road), No. 7, No. 16, No. 21 and No. 33 (road).
- BU is No. 2 in the most recent AP Top 25 and has moved up in the rankings in 8 consecutive weeks.
- Baylor's No. 2 AP ranking is its highest since the Bears were No. 2 on Jan. 30, 2017. This is the 4th time Baylor has been top-2 ranked (No. 2 on Jan. 2, 2017, No. 1 on Jan. 9, 2017 and No. 2 on Jan. 30, 2017).
- BU received the most first-place votes (31) in the AP Top 25 for the 2nd time in program history (Jan. 9, 2017).
- Baylor's streak of 11 consecutive AP polls ranked is the 6th-longest in program history (all since 2010).
- Baylor is the only school with FB, MBB, WBB & VB all ranked. Those teams are a combined 68-7 this year and all four are currently top-13 ranked (No. 2 MBB, No. 2 WBB, No. 3 VB, No. 13 FB).
- Head coach **Scott Drew** is in his 17th season in Waco and is BU's all-time wins leader (330-210).
- Drew is coaching his 541st game at Baylor (330-210). His .611 winning percentage is best in BU history among coaches with 40+ games, and his teams have a .677 winning percentage since 2007-08 (296-141).
- Baylor is 36-38 in Big 12 road games since 2012, 2nd-best in the league behind only Kansas (46-28).
- Baylor is playing its 227th game as a ranked team under Drew – BU was ranked in 2 of 2197 games over the program's 97 seasons prior to Drew. Since 2008-09, BU has been ranked in 224 of 406 games.
- This is the 7th straight year BU has ranked top-10 nationally in offensive rebounding pct (No. 5 this year).

TEAM INFORMATION

BAYLOR (14-1, 4-0 Big 12)
Ranking 2nd – AP, 2nd – Coaches
Head Coach Scott Drew (Butler, 1993)
Career Record 350-221 (18th season)
BU Record 330-210 (17th season)
vs. Iowa State 17-16

OKLAHOMA STATE

(9-7, 0-4 Big 12)
Ranking NR – AP, NR – Coaches
Head Coach Mike Boynton (South Carolina, 2003)
Career Record 42-42 (3rd season)
OSU Record 42-42 (3rd season)
vs. Baylor 1-3
SID Stephen Howard — stephen.howard@okstate.edu

BAYLOR 2019-20 STATS

#	P	NAME	YR	PPG	RPG	APG	MPG
12	G	Jared Butler	So.	16.9	2.9	3.1	29.2
31	G	MaCio Teague	RJr.	13.8	5.0	2.3	31.5
45	G	Davion Mitchell	RSr.	10.1	2.5	3.1	30.0
33	F	Freddie Gillespie	RSr.	9.3	9.3	2.2*	27.3
2	G	Devonte Bando	Sr.	7.1	4.1	1.4	24.4
11	F	Mark Vital	RJr.	6.8	6.1	1.7	26.1
24	F	Matthew Mayer	So.	4.0	1.7	0.9	10.8
25	F	Tristan Clark	Jr.	4.0	2.5	0.5	14.9
0	F	Flo Thamba	So.	2.9	2.9	0.8*	9.8
15	G	Obim Okeke	Sr.	0.0	1.0	1.0	3.6
13	F	Jackson Moffatt	RFr.	0.0	0.3	0.0	2.5
5	F	Jordan Turner	Fr.	—	—	—	—

* - blocks per game

PRONUNCIATIONS

John JAKUS	JAYK-us
Matthew MAYER	MYE-er
DAVION Mitchell	DAY-vee-ahn
OBIM OKEKE	OH-bihm oh-KAY-kay
Jonathan TCHAMWA TCHATCHOUA	CHAWM-wuh CHAT-chew-wuh
MACIO Teague	may-SEE-oh
Mark VITAL	VYE-tuhl

2019-20 SEASON HONORS

JARED BUTLER
 USBWA Oscar Robertson National Player of the Week (Jan. 14)
 Big 12 Player of the Week (Jan. 13)
 Big 12 Player of the Week (Nov. 25)
 Myrtle Beach Invitational MVP
 Lute Olson Award Midseason Watch List (1 of 30)
 Oscar Robertson Trophy Watch List

TRISTAN CLARK
 Preseason All-Big 12 Team
 Naismith Trophy Preseason Watch List
 Karl Malone Award Watch List

FREDDIE GILLESPIE
 Big 12 Player of the Week (Dec. 9)

MACIO TEAGUE
 Big 12 Newcomer of the Week (Jan. 13)
 Myrtle Beach Invitational All-Tournament Team

BAYLOR IN THE RANKINGS

WEEK	W/L	AP	COACHES
Preseason	0-0	16th (523)	18th (228)
Nov. 11	1-1	24th (179)	18th (228)
Nov. 18	2-1	24th (179)	23rd (111)
Nov. 25	5-1	19th (450)	18th (223)
Dec. 2	5-1	18th (466)	16th (269)
Dec. 9	7-1	11th (872)	11th (438)
Dec. 16	8-1	10th (1062)	11th (513)
Dec. 23	9-1	7th (1207)	6th (594)
Dec. 30	9-1	6th (1267)	4th (639)
Jan. 6	11-1	4th (1386)	4th (670)
Jan. 13	13-1	2nd (1567; 31)	2nd (764; 10)

QUICK HITS

- Baylor is 41-4 when leading at halftime over the last 3 seasons since 2017-18 (11-1 this season).
- Baylor has won 89% of its games when leading at the half since 2011-12 (159-20).
- BU is 102-21 since 2015-16 when leading at any point in the 2nd half of a game (14-1 this season).
- Baylor is 205-94 over the last 9 seasons, averaging 24 wins per season since 2012.
- Baylor's 205 wins since 2011-12 are second-most in the Big 12 behind only Kansas (249).
- Baylor is 296-141 since 2007-08, the first year Drew's staff had a full allotment of scholarships.
- BU returned 8 letterwinners from last season, including 5 players who made at least 7 starts – **Mark Vital** (34), **Jared Butler** (21), **Tristan Clark** (14), **Freddie Gillespie** (11) and **Devonte Bando** (7).
- Baylor returned 9 players with at least 26 games of Division I experience, including a pair of transfers who are now starters after sitting out last season – **Davion Mitchell** and **MaCio Teague**.
- Eight of Baylor's 14 players either have used or are currently using a redshirt year. Five after transferring to BU – Flagler, Gillespie, Mitchell, Tchamwa Tchatchoua and Teague, and three as freshmen – Moffatt, Turner and Vital.
- Eight of Baylor's nine starting point guards under Drew have earned All-Big recognition (14 of last 15 seasons).
- Baylor has defeated 8 top-10 teams in the last 4 seasons, including a 6-3 mark vs. top-10 teams in Waco.
- Baylor has won 20+ games in 10 of the last 12 seasons after recording only three 20-win seasons in the previous 100 years of Baylor Basketball (1946, 1948, 1988).
- The Bears are one of 11 programs nationally (1 of 6 in Power-5) to win 18+ games in every year since 2008.
- Baylor is 1 of 14 teams nationally to appear in every postseason since 2012 (6 NCAAs, 2 NITs).
- BU is 5-1 all-time in Big 12/SEC Challenges, the best record of any team in either league. Combined with a 3-1 mark in the Big 12/Pac-10 Series and 1-0 in the Big 12/Big East Battle, Baylor is 9-2 in conference challenges.
- Baylor has the nation's 11th-longest active streak with at least one 3-point FG made in 918 straight games – the last time Baylor failed to make a 3-pointer was more than 29 years ago, on Feb. 21, 1990 vs. Texas Tech (0-8).
- BU has recorded double-digit non-conference wins in 12 of the last 13 seasons (all except 2012-13).
- Baylor has won 6 tournament titles under **Drew** (2007 Paradise Jam, 2011 Las Vegas Classic, 2013 NIT, 2016 Battle 4 Atlantis, 2017 Hall of Fame Classic and 2019 Myrtle Beach Invitational).

ONE OF THE GREATEST REBUILDS IN NCAA HISTORY

- **Scott Drew** became Baylor head coach in 2003, starting of one of the greatest rebuilds in NCAA history.
- Drew is now in his 17th season at Baylor and is the school's all-time wins leader (330).
- Drew is coaching his 541st game at Baylor (330-210). His .611 winning percentage is best in BU history among coaches with 40+ games, and he's the program's all-time wins leader.
- Baylor has a .677 winning percentage (296-141) since Drew's first year with no scholarship restrictions in 2007-08 and a .686 winning percentage (205-94) over the last 9 seasons since 2011-12.
- Drew (49) is the youngest of 12 coaches nationally to take his current program to four Sweet 16s since 2010.
- Baylor is playing its 227th game as a ranked team in Drew's 17 seasons. BU was ranked in 2 of 2,197 games over the program's first 97 seasons prior to Drew. Since 2008-09, BU has been ranked in 224 of 406 games.
- In Drew's first 16 seasons at Baylor, 42 players have gone on to professional careers.

2019-20 BAYLOR BASKETBALL ROSTER

NO.	NAME	POS	HT	WT	CL.-EXP.	HOMETOWN/PREVIOUS SCHOOL
0	Flo Thamba	F	6-10	240	So.-1L	Kinshasa, Democratic Republic of Congo/Mountain Mission School
2	Devonte Bando	G	6-3	185	Sr.-1L	Mississauga, Ontario/Faith Baptist HS (Hutchinson [Kan.] CC)
5	Jordan Turner	G/F	6-7	195	Fr.-HS	Houston, Texas/Sunrise Christian
10	Adam Flagler	G	6-3	180	So.-%-TR	Duluth, Ga./Duluth HS (Presbyterian)
11	Mark Vital	G/F	6-5	230	RJr.-2L	Lake Charles, La./Advanced Prep International
12	Jared Butler	G	6-3	190	So.-1L	Reserve, La./Riverside Academy
13	Jackson Moffatt	G/F	6-6	210	RFr.-SQ	Magnolia, Texas/Magnolia HS
15	Obim Okeke	G	6-0	225	Sr.-1L	Las Vegas, Nev./Bishop Gorman HS
23	Jonathan Tchamwa Tchatchoua	F	6-8	245	So.-%-TR	Douala, Cameroon/NBA Global Academy - Australia (UNLV)
24	Matthew Mayer	G/F	6-9	210	So.-1L	Austin, Texas/Westlake HS
25	Tristan Clark	F	6-10	245	Jr.-2L	San Antonio, Texas/Wagner HS
31	MaCio Teague	G	6-3	195	RJr.-SQ	Cincinnati, Ohio/Walnut Hills HS (UNC Asheville)
33	Freddie Gillespie	F	6-9	245	RSr.-1L	St. Paul, Minn./East Ridge HS (Carleton)
45	Davion Mitchell	G	6-2	195	RSo.-SQ	Hinesville, Ga./Liberty County HS (Auburn)

^ - sat out 2016-17 as redshirt * - sat out 2017-18 as redshirt # - sat out 2018-19 as redshirt % - will sit out 2019-20 as transfer

COACHING & SUPPORT STAFF

Head Coach: Scott Drew (Butler, 1993), 17th season at Baylor (18th season as Division I head coach)
Associate Head Coach: Jerome Tang (Charter Oak State, 2007), 17th season at Baylor
Assistant Coach: Alvin Brooks III (Idaho State, 2002), 4th season at Baylor
Assistant Coach: John Jakus (Trinity International, 1999), 3rd season at Baylor
Special Assistant & Director of Player Development: Jared Nuness (Valparaiso, 2001), 10th season at Baylor
Special Assistant to the Head Coach: Bill Peterson (Eckerd, 1979), 3rd season at Baylor
Director of Basketball Operations: Aditya Malhotra (Baylor, 2006), 7th season at Baylor
Director of Video Operations: Ty Beard (Baylor, 2009), 3rd season at Baylor

SERIES HISTORY

- Saturday’s game is the 85th all-time meeting between Baylor and OSU. BU trails 29-55 in the series
- Baylor is 17-9 against OSU since March 2007 after going 12-46 vs. the Cowboys from 1917 through 2006.
- BU swept the series vs. OSU in 5 of the last 8 seasons (2012, 2014, 2016, 2017, 2018), after not doing so in any of the Big 12’s first 13 years.
- OSU has swept the series 8 times, but only once since 2006 (1999, 2000, 2001, 2002, 2004, 2005, 2006, 2015).
- BU has won 4 straight in Stillwater and is 6-2 at OSU since 2012. BU was 3-24 in Stillwater prior to 2012.

LAST TIME VS. OKLAHOMA STATE

- Baylor led for the majority of the game, but Oklahoma State used a 16-4 run to turn a 6-point deficit with 11:15 left into a 6-point lead with 5:15 to play, and the Bears never regained the lead in a 67-64 loss on March 6, 2019, in Waco.
- BU had a season-low 3 second-chance points on 9 offensive rebounds, and the Bears shot just 25% in the 2nd half.
- **Makai Mason** had 19 points, his most since a 40-point game vs. TCU on Feb. 2, and **Freddie Gillespie** added 14.

LAST TIME VS. OKLAHOMA STATE IN STILLWATER

- **King McClure** had a career-high 29 points with 9 rebounds and 4 assists in a career-high 38 minutes to lead Baylor to a crucial 73-69 win at Oklahoma State on Jan. 14. The Bears’ 15 made 3-pointers were their most since 2014.
- BU shot 60% from 3-point range (15-of-25) and only 27% from inside the 3-point line (8-of-30).
- OSU also had a hot shooting night, making 45% from downtown (13-of-29) and only 32% inside the arc (9-of-28).

NATION’S BEST FIVE WINS VS. AP TOP 25 TEAMS

- Baylor is the nation’s only team with five wins vs. AP Top 25 teams. BU is 5-0 with home wins vs. No. 12 Arizona and No. 18 Butler, a neutral win vs. No. 17 Villanova and road wins at No. 22 Texas Tech and No. 3 Kansas.
- Four of those teams remain ranked – No. 5 Butler, No. 6 Kansas, No. 14 Villanova and No. 23 Texas Tech.
- The Bears handed current No. 5 Butler its first of two losses this season – 53-52 in Waco on Dec. 10.
- BU held its opponent below 60 points in 4 of those wins – Arizona (58), Butler (52), Texas Tech (52), Kansas (55).
- Baylor led for 78% of game time in the 5 wins (156:36 of 200:00). BU’s largest deficit in any of those games was 6 points – Butler (never trailed), Arizona (2 points), Villanova (6 points), Texas Tech (3 points), Kansas (5 points).

ELITE DEFENSIVE PERFORMANCES

- BU has held 5 of its last 6 high-major opponents to season-low scoring totals. BU held Arizona, Butler, Texas, Tech and Kansas to season-low scores, and the lone exception was holding Iowa State to its second-fewest points.
- Baylor held Arizona to a season-low 58 points, Butler to a season-low 52 points, Texas to a season-low 44 points, Texas Tech to a season-low 52 points and Kansas to a season-low 55 points (all season-lows through Jan. 16).
- The 55 points Baylor limited Kansas to were KU’s fewest at Allen Fieldhouse since 2000.
- The 52 points BU limited Texas Tech to were Tech’s fewest in a home game during the 4-year Chris Beard era.
- The 44 points Baylor held Texas to were its fewest in any game during the 5-year Shaka Smart era.
- Iowa State’s 55 points were its second-fewest this season and the fewest by ISU away from home since 2013.

WINNING STREAK UP TO 13 STRAIGHT, THIRD-LONGEST IN BU HISTORY

- Baylor has won 13 consecutive games, tied as the third-longest winning streak in program history.
- BU has had 8 double-digit winning streaks in program history – 17 in 2011-12, 15 in 2016-17, 13 in 2019-20, 13 in 1946, 12 in 2000-2001, 11 in 1947-48, 11 in 1996 and 11 in 2013.
- The current 13-game streak includes 5 wins vs. ranked opponents, 3 road games and 3 neutral-site games.

SECOND-HALF SURGE LEADS BEARS TO WIN VS. IOWA STATE

- Baylor overcame a slow start to secure a 68-55 win over Iowa State in Waco on Jan. 15. The win extended Baylor’s streak to 13 straight wins, and it improved Baylor to 4-0 in Big 12 play for the 4th time in program history.
- BU held all 10 Iowa State players to single-digit scoring, while **Jared Butler**’s 19 points led a group of four Bears who reached double-figures. **Freddie Gillespie** had his 6th double-double of the year with 14 points and 11 boards.
- Iowa State’s 55 points were its second-fewest this season and its fewest away from home since 2013.

BEARS DITCH MONKEY WITH CONVINCING WIN AT NO. 3 KANSAS

- Baylor broke through for its first win at Kansas (in its 18th attempt) and its first road win against a top-5 team (in its 23rd attempt) by knocking off No. 3 Kansas, 67-55, at Allen Fieldhouse on Jan. 11.
- The 55 points scored by Kansas matched its fewest in a home game since 2000.
- BU trailed 20-15 with 8 minutes left in the first half, then closed the half on a 22-4 run to take a 37-24 lead to the break. Kansas would cut the deficit to 5 points with 13 minutes left, but couldn’t get any closer.
- **Jared Butler** scored 10 straight BU points in the final 8 minutes, and BU led by double-digits the rest of the way.

BEARS NOTCH FOURTH RANKED VICTORY AT NO. 22 TEXAS TECH

- Baylor held No. 22 Texas Tech to a season-low 52 points in a 57-52 win in Lubbock on Jan. 7.
- The 52 points were the fewest scored in a home game by a Chris Beard-coached team in his 5-year collegiate career.
- Baylor out-rebounded Texas Tech 44-25, grabbing more of its own misses than Tech (17 offensive rebounds vs. Tech’s 15 defensive rebounds) and turning 17 offensive boards into 15 second-chance points.
- **Davion Mitchell** had a team-high 14 points on 6-of-10 from the field. **Mark Vital** had 8 points, 13 rebounds and 3 steals, and **Freddie Gillespie** chipped in 9 points, 10 rebounds (7 offensive) and 2 blocks.



SCOTT DREW
HEAD COACH
17TH SEASON AT BAYLOR

THE DREW FILE

PERSONAL

Birthdate: Oct. 23, 1970
Birthplace: Kansas City, Mo.
Family: Wife, Kelly; daughter Mackenzie, sons Peyton and Brody

EDUCATION

College: Butler, 1993; Valparaiso, 1994 (Master’s)

COACHING EXPERIENCE

1993-01 Valparaiso (assistant coach)
2001-02 Valparaiso (associate head coach)
2002-03 Valparaiso (head coach)
2003-pres. Baylor (head coach)

THE DREW WORKSHEET

YEAR	SCHOOL	OVERALL	CONF.
2002-03	Valparaiso	20-11	12-2
2003-04	Baylor	8-21	3-13
2004-05	Baylor	9-19	1-15
2005-06†	Baylor	4-13	4-12
2006-07	Baylor	15-16	4-12
2007-08	Baylor ¹	21-11	9-7
2008-09	Baylor ²	24-15	5-11
2009-10	Baylor ¹	28-8	11-5
2010-11	Baylor	18-13	7-9
2011-12	Baylor ¹	30-8	12-6
2012-13*	Baylor ²	23-14	9-9
2013-14	Baylor ¹	26-12	9-9
2014-15	Baylor ¹	24-10	11-7
2015-16	Baylor ¹	22-12	10-8
2016-17	Baylor ¹	27-8	12-6
2017-18	Baylor ²	19-15	8-10
2018-19	Baylor ¹	20-14	10-8
2019-20	Baylor	14-1	4-0
TOTAL	18th season	350-221	139-149
BAYLOR	17th season	330-210	127-147

† Baylor played no non-conference schedule due to NCAA sanctions.
* Two of Baylor’s wins were credited to interim head coach Jerome Tang.
¹ NCAA Tournament Appearances | ² NIT Appearances

DREW VS. 2019-20 OPPONENTS

OPPONENT	CAREER
Arizona	2-0
Butler	1-0
Central Arkansas	2-0
Coastal Carolina	1-0
Florida	0-1
Iowa State.....	15-13
Jackson State	9-0
Kansas	5-24
Kansas State	11-16
Maryland-Eastern Shore.....	2-0
Ohio.....	1-0
Oklahoma	12-22
Oklahoma State.....	17-16
Texas	17-21
TCU.....	12-3
Texas State.....	2-0
Texas Tech.....	19-13
UT-Martin.....	1-0
Villanova.....	1-0
Washington.....	0-1
West Virginia	10-7
CAREER W-L TOTAL	350-221

MISCELLANEOUS STATISTICS

Current Streak.....	Won 13
Current Home Streak.....	Won 8
Current Road/Neutral Streak.....	Won 6
Last Win.....	Jan. 15 vs. Iowa State (68-55)
Last Home Win.....	Jan. 15 vs. Iowa State (68-55)
Last Away Win.....	Jan. 11 at #3 Kansas (67-55)
Last Loss.....	Nov. 8 vs. Washington (64-67)
Last Home Loss.....	March 6 vs. Oklahoma State (64-67)
Last Away Loss.....	Nov. 8 vs. Washington (64-67)

2019-20 RECORD BY STARTING LINEUP

Mitchell (g), Butler (g), Teague (g), Vital (f), Gillespie (f).....	9-0
Mitchell (g), Butler (g), Teague (g), Clark (f), Gillespie (f).....	5-1

RECORD WHEN...

	2019-20		DREW
	ALL	B12	ERA
Leading or tied at halftime	12-1	4-0	266-47
Trailing at halftime	2-0	0-0	66-163
Shoot 50 percent or higher	4-0	0-0	153-12
Shoot lower than 50 percent	10-1	4-0	179-198
Shoot higher pct than opponent	10-0	3-0	287-29
Shoot lower percentage than opp	4-1	1-0	45-181
Opp. shoot lower than 50 percent	12-1	4-0	313-113
Opp. shoot 50 percent or higher	2-0	0-0	19-97
Score fewer than 60 points	3-0	2-0	15-50
Score 60-plus points	11-1	2-0	317-160
Score 70-plus points	8-0	0-0	276-68
Score 80-plus points	4-0	0-0	139-12
Score 90-plus points	2-0	0-0	59-3
Score 100-plus points	1-0	0-0	21-0
Opp. score fewer than 50 points	2-0	1-0	35-1
Opp. score fewer than 60 points	9-0	4-0	124-9
Opp. score fewer than 70 points	13-1	4-0	236-54
Opp. score fewer than 80 points	14-1	4-0	313-141
Opp. score 80-plus points	0-0	0-0	19-69
Opp. score 90-plus points	0-0	0-0	3-19
More rebounds than opponent	10-0	3-0	254-79
Equal/fewer rebounds than opp.	4-1	1-0	78-131
40+ rebounds	7-0	3-0	132-32
Fewer than 40 rebounds	7-1	1-0	200-178
Fewer turnovers than opp.	10-1	2-0	167-67
Equal/more turnovers than opp.	4-0	2-0	165-143
Games decided by 5 or fewer pts	3-1	1-0	70-61
OT games	0-0	0-0	19-5
Games as AP ranked team	14-1	4-0	162-64
Games vs. AP ranked opponents	5-0	2-0	46-99
Games following a loss	2-0	0-0	108-96
Games following a win	12-1	4-0	223-114
More points in paint than opp.	12-0	3-0	236-85
Equal/fewer pts in paint than opp.	2-1	1-0	96-125
More points off TO than opp.	12-1	3-0	202-71
Equal/fewer pts off TO than opp.	2-0	1-0	130-139
More bench points than opp.	8-1	2-0	193-106
Equal/fewer bench points than opp.	6-0	2-0	139-104
More 2nd-chance points than opp.	9-0	3-0	192-109
Equal/fewer 2nd-ch. pts than opp.	5-1	1-0	140-101
Playing in November	5-1	0-0	77-15
Playing in December	5-0	0-0	78-19
Playing in January	4-0	4-0	72-63
Playing in February	0-0	0-0	60-68
Playing in March	0-0	0-0	43-44
Playing in April	0-0	0-0	2-1

ELITE DEFENSE KEYS WIN IN BIG 12 OPENER VS. TEXAS

- Baylor held Texas to 44 points in a 59-44 victory in both teams' Big 12 opener on Jan. 4 in Waco.
- The 44 points were the fewest by a Shaka Smart-coached team in his 11-year collegiate career and the fewest by any Texas team since scoring 41 vs. Georgetown on Dec. 4, 2012.
- It was the best defensive performance by a BU team in Big 12 play since holding K-State to 42 points in 2015.
- **MaCio Teague** had a game-high 21 points, including 9-of-9 at the free throw line.

BU DEFEATS NO. 18 BUTLER IN INAUGURAL BIG 12/BIG EAST BATTLE

- Baylor defeated No. 18 Butler 53-52 in the inaugural Big 12/Big East Battle on Dec. 10 in Waco.
- The Bears won despite scoring only 53 points and shooting 35 percent from the field.
- Baylor's 53 points were its fewest in a win since a 51-40 victory over TCU on Jan. 12, 2012.
- BU built a 16-point first-half lead and never trailed in the game. Butler cut the BU lead to 53-52 with 1:14 remaining, but **Mark Vital** blocked the potential go-ahead layup off of Butler's Kamar Baldwin to secure the win.

BEARS KNOCK OFF NO. 12 ARIZONA TO COMPLETE HOME-AND-HOME SWEEP

- Baylor improved to 2-0 vs. ranked teams by recording a 63-58 win over No. 12 Arizona on Dec. 7.
- The Bears held Arizona to a .269 field goal percentage (14-52), the Wildcats lowest in a game since at least 2000.
- BU won despite shooting only .304 from the field (17-56). The Bears out-rebounded Arizona 40-33, had 12 assists to Arizona's 7 assists and made 6-of-24 from 3-point range against Arizona's 2-of-11 from downtown.
- **MaCio Teague** led the Bears with 19 points, while **Freddie Gillespie** posted career-highs of 17 points, 13 rebounds, 5 blocks and 36 minutes. **Mark Vital** recorded a +17 plus-minus in just 14 minutes off the bench.
- **Gillespie** earned his career-first Big 12 Player of the Week honor two days after the win.
- The win completed Baylor's home-and-home sweep against Arizona following a 58-49 win in Tucson last season.

WIN OVER NO. 17 VILLANOVA GIVES BEARS MYRTLE BEACH INVITATIONAL TITLE

- Baylor claimed the Myrtle Beach Invitational title with wins vs. Ohio, at Coastal Carolina and vs. No. 17 Villanova.
- **Jared Butler** earned MVP honors after scoring 10 points in the final 6 minutes of the championship game, and he was joined on the All-Tournament Team by **MaCio Teague**, who led the Bears with 18.7 ppg in the tournament.
- **Davion Mitchell** averaged 12.3 points in the tournament after entering with a career single-game high of 10 points.
- BU overcame an early 7-point deficit on its way to a 76-53 win over Ohio in the quarterfinals, led by Butler's 19 points.
- The Bears trailed by 8 points with 15 minutes left at Coastal Carolina, but rallied to win 77-65 in the semifinals.
- The championship game vs. No. 17 Villanova featured 18 lead changes, but Baylor closed the game on a 23-12 run over the final 6 minutes to claim an 87-78 win. The Bears made 6-of-9 3-pointers in the 2nd half.

SUCCESS ACROSS BAYLOR ATHLETICS DEPARTMENT

- Baylor is the nation's only school with top-25 ranked teams in football, men's and women's basketball and volleyball.
- Those four sports have a combined 69-7 record this season – FB 11-3, MBB 14-1, WBB 14-1, VB 30-2 (thru 1/17/20).
- The BU Volleyball team finished ranked No. 3, advanced to the its first Final Four and won its first Big 12 title.
- Baylor Football finished No. 13 nationally at 11-3. The Bears played in the Big 12 Championship and Sugar Bowl.
- Baylor Men's Basketball is ranked No. 2 nationally at 14-1 with its lone loss by 3 points to Washington.
- Baylor Women's Basketball is ranked No. 2 nationally at 14-1 with its lone loss against No. 5 South Carolina.

TWENTY-EIGHT WINS VS. RANKED TEAMS IN LAST FIVE SEASONS

- Baylor has gone 28-32 against ranked teams since the start of the 2014-15 season (5-0 this season).
- BU is 46-72 against AP-ranked teams since 2007-08 after going 17-122 in the program's first 101 seasons.
- Baylor has won multiple games vs. AP Top 25 teams in each of the last 13 seasons. The Bears have defeated at least five ranked teams in five of the last seven seasons dating back to 2013-14.

INDIVIDUAL PLAYER RANKINGS

- **Jared Butler** has led BU in scoring in 10 of 15 games this season. He ranks top-15 in the Big 12 in scoring (3rd, 16.9), 3FG% (4th, .406), 3FGs (2nd, 2.7/gm), FT% (2nd, .889), FG% (7th, .443), steals (11th, 1.5) and assists (13th, 3.1).
- **Freddie Gillespie** is 3rd nationally and 1st in the Big 12 in offensive rebounding (4.2), 33rd nationally and 4th in the Big 12 in blocks (2.2), tied for 2nd in the Big 12 in double-doubles (6) and 3rd in the Big 12 in rebounding (9.3).
- **MaCio Teague** is 11th in the Big 12 in scoring (13.8), 3rd in FT% (.842), 9th in 3FGs (2.1/gm), 9th in 3FG% (.352), 13th in minutes (31.5) and 18th in rebounding (5.0).
- **Davion Mitchell** is 13th in the Big 12 in steals (1.4), 12th in assists (3.1) and 13th in assist-turnover ratio (1.57).
- **Mark Vital** ranks 3rd in the Big 12 in steals (2.1), 13th in blocks (0.9) and 12th in rebounding (6.1).

RANKED 2ND IN LATEST AP TOP 25

- Baylor climbed to No. 2 in the latest AP Top 25 released on Monday. It's the Bears' 11th straight week ranked and 8th consecutive week the Bears have moved up in the AP poll.
- This is the 3rd time BU has been ranked No. 2 in the AP Top 25, and BU is 3-2 when playing as the No. 2-ranked team. The Bears have occupied 24 of 25 spots in the AP Top 25 over the last 12 seasons (all spots except No. 8).
- Baylor's streak of 11 consecutive weeks ranked in the AP Top 25 is the 6th-longest streak in program history – 25 polls in 2017-18, 22 in 2012-13, 17 in 2010-11, 15 in 2015-16, 12 in 2014 and 11 in 2019-20.
- Baylor was ranked No. 16 in the preseason AP Top 25 poll, which tied the 2nd-highest preseason ranking in BU history.
- BU has been in the preseason AP Top 25 in 7 of 10 seasons since the program's first preseason ranking in 2010-11.

BREAKTHROUGH IN BIG 12

- BU is 117-94 in Big 12 play in 12 seasons since 2008 after going 45-131 in the league's first 11 seasons.
- BU is 103-77 in Big 12 play in 10 seasons since 2010 after going 59-149 in the league's first 13 seasons.
- Baylor is 36-38 in Big 12 road games since 2012, second-best in the league behind only Kansas (46-24).
- BU has recorded double-digit Big 12 wins in 4 of the last 5 and 6 of the last 10 seasons.
- BU has won 8+ Big 12 games in 8 straight seasons after winning 8+ just 3 times in the league's first 15 years.

SECOND-MOST WINS AMONG BIG 12 TEAMS SINCE 2011-12

- Baylor's 205-94 record since 2011-12 trails only Kansas (249-63) among Big 12 teams (thru 1/17/20).
- Iowa State (191-101) is 3rd, West Virginia (183-112) is 4th, Kansas State (178-110) is 5th, Oklahoma (172-110) is 6th, Texas (163-127) is 7th, Oklahoma State (153-128) is 8th, Texas Tech (152-129) is 9th and TCU (148-138) is 10th.
- Baylor has averaged 24 wins per season over the last seven seasons since 2011-12.

A WIN WOULD ...

- Extend Baylor's winning streak to 14 games, the 3rd-longest winning streak in program history.
- Give Baylor a 5-0 start to Big 12 play for a 2nd time in the league's 24 seasons (1998).
- Make Baylor 5-0 in Stillwater since 2016 and 7-2 in Stillwater since 2012 (3-24 in Stillwater prior to 2012).
- Be Drew's 331st win at Baylor and improve Baylor's record to 297-141 since 2007-08.
- Improve Baylor's record to 18-7 all-time when playing as an AP Top 5 team.

BIG 12'S BEST RECORD IN CONFERENCE CHALLENGES

- Baylor is 9-2 in conference challenges, the best record of any Big 12 team in those games – 5-1 in the Big 12/SEC Challenge, 3-1 in the Big 12/Pac-10 Series and 1-0 in the Big 12/Big East Battle.
- BU's 5-1 record in the Big 12/SEC Challenge includes wins over Kentucky, Vanderbilt, Georgia, Ole Miss and Alabama.
- Baylor's 5-1 record is best by any team in the Big 12/SEC Challenge. Kansas, Oklahoma, Oklahoma State, TCU and Texas Tech are all 4-2, Iowa State, K-State and Texas are all 3-3 and West Virginia is 1-5.
- Baylor's 9-2 record in conference challenges is best in the Big 12, followed by Kansas (7-4), Oklahoma State (7-4), Oklahoma (6-5), Texas (6-5), Iowa State (6-5), K-State (5-6), Texas Tech (5-6), TCU (4-3) and West Virginia (1-6).

BIG 12'S SECOND-BEST ROAD MARK SINCE 2012

- Baylor is 36-38 in Big 12 road games since 2012, 2nd-best in the league behind only Kansas (47-28) thru 1/17/20.
- BU is 27-29 in Big 12 road games since 2014, which is also second-best in the league behind only Kansas (34-23).

LAST 9 YEARS (2012-PRES.)

- Kansas – 47-28
- Baylor – 36-38
- Kansas State – 30-43
- West Virginia – 26-38
- Iowa State – 27-46
- Oklahoma – 22-50
- Texas – 20-53
- Oklahoma State – 20-54
- Texas Tech – 16-58
- TCU – 9-55

LAST 7 YEARS (2014-PRES.)

- Kansas – 34-23
- Baylor – 27-29
- West Virginia – 23-32
- Iowa State – 20-35
- Kansas State – 19-36
- Oklahoma – 18-36
- Texas – 15-39
- Texas Tech – 15-42
- Oklahoma State – 14-42
- TCU – 9-47

PICKED 2ND IN BIG 12 PRESEASON COACHES POLL

- Baylor was picked second in the 2020 Big 12 Preseason Coaches Poll, tying 2013 for the best in program history.
- Baylor (71 points) was projected behind only Kansas (80). Texas Tech (62) was third, followed by Texas (57), West Virginia (45), Oklahoma State (42), Iowa State (30), Oklahoma (29), Kansas State (23) and TCU (11).
- BU was projected to finish 9th last season, but the Bears overcame injuries to four projected starters to finish 4th.

GILLESPIE GROWING INTO STARTING ROLE

- **Freddie Gillespie** has started 24 of the last 27 games since entering the starting lineup on Feb. 9, 2019 vs. K-State.
- Gillespie did not play in 8 of 9 games immediately preceding Tristan Clark's injury last year, but he joined the rotation for the first game without Clark on Jan. 12, and he became a starter 8 games later (started 9 of final 12 games).
- Gillespie was named Big 12 Player of the Week on Dec. 9 after recording career-highs of 17 points, 13 rebounds, 5 blocks and 36 minutes played in the Bears' win over No. 12 Arizona two days prior.
- Gillespie has 6 double-doubles this season and leads the Big 12 with 9 double-digit rebounding games.
- Gillespie ranks 3rd nationally in offensive rebounding (4.2), 33rd nationally in blocks (2.2), 47th nationally in rebounding (9.3) and 48th nationally in double-doubles (6).

BUTLER TAKING OVER

- **Jared Butler** has led Baylor in scoring in 10 of 15 games this season after doing so in 6 of 34 games last year.
- Butler had 30 points in the season-opener vs. UCA, the 2nd-most of his career (31 at Kansas on March 9, 2019), and he has 3 more 20-point games – 22 vs. Villanova, 20 vs. UMES and 22 at Kansas.
- Butler ranks top-15 in the Big 12 in scoring (3rd, 16.9), 3-pointers made (2nd, 2.7/gm), free throw percentage (2nd, .889), 3-point percentage (4th, .406), field goal percentage (7th, .443), steals (11th, 1.5) and assists (13th, 3.1).
- Butler has scored at least 12 points in 13 of 15 games this season.
- Butler was named Myrtle Beach Invitational MVP and picked up Big 12 Player of the Week honors on Nov. 25.

DOUBLE-FIGURE GAMES

POINTS	19-20	CAREER
Jared Butler	13	30
MaCio Teague	12	66 (54 at UNC Asheville)
Freddie Gillespie	8	26 (14 at Carleton)
Davion Mitchell	7	9 (2 at Auburn)
Mark Vital	4	22
Devonte Bando	4	16
Matthew Mayer	2	7
Tristan Clark	1	22
Flo Thamba	1	1

REBOUNDS	19-20	CAREER
Freddie Gillespie	9	20 (9 at Carleton)
Mark Vital	1	10
MaCio Teague	1	4 (3 at UNC Asheville)
Tristan Clark	–	3

DOUBLE-DOUBLES	19-20	CAREER
Freddie Gillespie	6	11 (4 at Carleton)
MaCio Teague	1	4 (3 at UNC Asheville)
Mark Vital	–	2
Tristan Clark	–	3

20+ POINTS	19-20	CAREER
Jared Butler	4	6
MaCio Teague	2	22 (20 at UNC Asheville)
Tristan Clark	–	2
Devonte Bando	–	2
Freddie Gillespie	–	1 (1 at Carleton)

30+ POINTS	19-20	CAREER
Jared Butler	1	2
MaCio Teague	–	2 (2 at UNC Asheville)

ACTIVE STREAKS

CONSECUTIVE STARTS

78	MaCio Teague (63 at UNC Asheville)
34	Jared Butler
15	Freddie Gillespie, Davion Mitchell
7	Mark Vital

CONSECUTIVE GAMES PLAYED

82	MaCio Teague (67 at UNC Asheville)
74	Mark Vital
49	Devonte Bando, Jared Butler
49	Davion Mitchell (34 at Auburn)
35	Freddie Gillespie
19	Matthew Mayer
5	Tristan Clark
2	Flo Thamba

CONSECUTIVE GAMES WITH 3-POINTER

11	Davion Mitchell
2	Jared Butler

CONSECUTIVE GAMES WITH 10+ POINTS

3	Davion Mitchell
2	Jared Butler, Freddie Gillespie
1	Mark Vital

PARTICIPATION

CAREER STARTS

81	MaCio Teague (66 at UNC Asheville)
61	Mark Vital
50	Tristan Clark
49	Freddie Gillespie (23 at Carleton)
36	Jared Butler
15	Davion Mitchell
7	Devonte Bando

CAREER GAMES PLAYED (NCAA)

82	MaCio Teague (67 at UNC Asheville)
82	Mark Vital
72	Freddie Gillespie (31 at Carleton)
59	Tristan Clark
49	Davion Mitchell (34 at Auburn)
49	Devonte Bando
49	Jared Butler
48	Matthew Mayer
45	Flo Thamba
21	Obim Okeke
4	Jackson Moffatt

LARGEST LEADS & DEFICITS

	W/L SCORE	HALFTIME MARGIN	LARGEST LEAD	LARGEST DEFICIT
Central Ark.	W, 105-61	+21 (53-32)	+44	-
vs. Washington	L, 64-67	+7 (31-24)	+13	-3
Texas State	W, 72-63	- (30-30)	+18	-2
vs. Ohio	W, 76-53	+13 (36-23)	+24	-7
at CCU	W, 77-65	-2 (37-39)	+15	-9
vs. Villanova	W, 87-78	-3 (38-41)	+9	-6
UMES	W, 78-46	+17 (38-21)	+34	-
Arizona	W, 63-58	+11 (35-24)	+18	-2
Butler	W, 53-52	+10 (34-24)	+16	-
vs. UT Martin	W, 91-63	+8 (38-30)	+36	-1
Jackson St.	W, 83-57	+24 (48-24)	+32	-1
Texas	W, 59-44	+13 (36-23)	+16	-1
at Texas Tech	W, 57-52	+3 (21-18)	+8	-3
at Kansas	W, 67-55	+13 (37-24)	+17	-5
Iowa State	W, 68-55	+5 (30-25)	+20	-2

GAME TRENDS

	W/L SCORE	TIME LEADING	TIME TRAILING	TIME TIED
Central Ark.	W, 105-61	39:35	-	0:25
vs. Washington	L, 64-67	36:27	1:42	1:51
Texas State	W, 72-63	33:01	1:57	5:02
vs. Ohio	W, 76-53	29:44	5:43	4:33
at CCU	W, 77-65	19:07	17:11	3:42
vs. Villanova	W, 87-78	20:22	14:22	5:16
UMES	W, 78-46	39:40	-	0:20
Arizona	W, 63-58	36:01	3:34	0:25
Butler	W, 53-52	39:29	-	0:31
vs. UT Martin	W, 91-63	39:25	0:13	0:22
Jackson St.	W, 83-57	34:26	1:00	4:34
Texas	W, 59-44	38:00	1:04	0:56
at Texas Tech	W, 57-52	29:59	4:33	5:28
at Kansas	W, 67-55	30:46	7:56	1:18
Iowa State	W, 68-55	34:05	2:35	3:20
TOTAL		500:07	61:50	38:03

TEAGUE CONTINUING STREAKS

- **MaCio Teague** has played in 82 consecutive games and made 78 consecutive starts during 3 collegiate seasons (2016-17 & 2017-18 at UNC Asheville, 2019-20 at Baylor). He has started all but one game (Nov. 20, 2016).
- Teague has made at least one 3-pointer in 38 of his last 40 games, with the lone exceptions going 0-for-2 at Texas Tech and 0-for-2 vs. Iowa State. He's made multiple 3-pointers in 31 of his last 40 games.
- Teague ranks 11th in the Big 12 in scoring (13.8), 3rd in free throw percentage (.842), 9th in 3-pointers made (2.1/gm), 9th in 3-point percentage (.352), 13th in minutes (31.5) and 18th in rebounding (5.0).
- Baylor is 12-0 this season when Teague scores 10+ points. He had 8 points in BU's lone loss to Washington.
- Teague led the Bears with 18.7 points per game at the Myrtle Beach Invitational, earning All-Tournament honors.

MITCHELL SETTLING INTO STARTING POINT GUARD ROLE

- **Davion Mitchell** has started all 15 games this season after coming off the bench in all 34 games during his freshman season at Auburn (2017-18). He needed only 14 games to pass his freshman season scoring total (126).
- Mitchell has scored in double-figures in 5 of the last 6 games after doing so in 4 of his first 43 collegiate games.
- Mitchell has made a 3-pointer in 11 straight games and is shooting .415 on 3FGs in that stretch (17-of-41). Prior to the 11-game streak, he shot .264 (19-of-72) from downtown over his first 38 collegiate games.
- Mitchell ranks 13th in the Big 12 in steals (1.4), 12th in assists (3.1) and 13th in assist-turnover ratio (1.57).

EIGHT CONSECUTIVE POSTSEASON BERTHS

- Baylor is on a school-record streak of eight consecutive postseason berths, surpassing the total number of postseason berths in the program's 97 seasons prior to the **Scott Drew** era.
- Baylor is 1 of 14 teams to appear in every postseason since 2012, joining Cincinnati, Duke, Gonzaga, Iowa, Kansas, Kentucky, Michigan State, New Mexico State, North Carolina, Oregon, Saint Mary's, Virginia and Wichita State.
- BU earned NCAA Tournament bids in 2012, 2014, 2015, 2016, 2017 and 2019 and NIT bids in 2013 and 2018.
- Baylor has made postseason appearances in 11 of 12 seasons since 2008. Prior to that, Baylor's only postseason berths were in 1946 (NCAA), 1948 (NCAA), 1950 (NCAA), 1987 (NIT), 1988 (NCAA), 1990 (NIT) and 2001 (NIT).
- Baylor is 21-10 in postseason national tournaments during the Drew era after going 3-9 prior to Drew's arrival.

PROTECTING HALFTIME LEADS

- Baylor is 44-4 in its last 48 games when leading at the half, including 15-3 last season and 15-0 in 2017-18.
- Baylor has won 89% of its games (159-20) when leading at the half since 2011-12 (11-1 in 2019-20, 15-3 in 2018-19, 15-0 in 2017-18, 18-3 in 2016-17, 18-2 in 2015-16, 21-7 in 2014-15, 18-2 in 2013-14, 17-1 in 2012-13 and 26-1 in 2011-12).
- BU has won 38% of games in which its been tied or trailing at the half since 2011-12, going 46-74 in those.

NON-CONFERENCE HIGHLIGHTS

- The Bears recorded double-digit non-conference wins for the 6th time in the last 7 years this season.
- Baylor is 12-5 vs. the Pac-12 during the Drew era, 11-1 against the Big East during the Drew era and 15-10 against the SEC during the Drew era, including 10-5 since 2012-13 and 5-1 in the Big 12/SEC Challenge.
- Baylor is 46-11 in games against non-Big 12 teams over the last 4 seasons, including home wins against No. 4 Oregon, No. 7 Xavier, No. 12 Arizona, No. 18 Butler, Oregon and Alabama, neutral site wins vs. No. 10 Louisville, vs. No. 17 Villanova, vs. No. 24 Michigan State, vs. VCU, vs. USC, vs. Wisconsin, vs. Creighton and vs. Syracuse and road wins at Arizona and Ole Miss.

PROGRAM HIGHLIGHTS

- Drew is in his 17th season at Baylor and is the school's all-time wins leader (330).
- Baylor has had a nation-leading four players selected in the NBA Draft since 2010 who weren't ranked in the ESPN100 out of high school – Quincy Acy, Ekpe Udoh, Pierre Jackson and Taurean Prince.
- Drew has graduated 49 players during his Baylor tenure, averaging more than 3 graduates per season.
- The Bears have advanced to postseason play in a school-record eight straight seasons (6 NCAA, 2 NIT).
- Baylor is 23-4 in regular-season tournaments since 2013-14, including 4 regular-season tournament titles.
- Drew has won 20+ games in 10 of the last 12 years – the Bears had 3 seasons of 20+ wins prior to his arrival.

FIVE NCAA TOURNAMENT APPEARANCES IN LAST SIX SEASONS

- Baylor appeared in the NCAA Tournament for the fifth time in the last six seasons in 2019.
- BU is 1 of 22 teams (1 of 15 in Power-5) to appear in five NCAA Tournaments since 2014, joining Arizona, Cincinnati, Duke, Gonzaga, Iowa State, Kansas, Kentucky, Michigan, Michigan State, New Mexico State, North Carolina, Oklahoma, Oregon, Providence, Purdue, VCU, Villanova, Virginia, Wichita State, Wisconsin and Xavier.

POINT GUARDS THRIVE IN DREW'S SYSTEM

- Eight of Baylor's nine starting point guards during the **Scott Drew** era have earned All-Big 12 recognition.
- Baylor's starting point guard has earned All-Big 12 recognition in 14 of 15 seasons since 2004-05.
- Makai Mason (2019), Manu Lecomte (2017, 2018), Lester Medford (2016), Kenny Chery (2014, 2015), Pierre Jackson (2012, 2013), Tweety Carter (2010), Curtis Jerrells (2007, 2008, 2009) and Aaron Bruce (2005, 2006, 2007) have earned All-Big 12 recognition.

2019-20 BAYLOR BASKETBALL GAME NOTES

DOUBLE-DIGIT NON-CONFERENCE WINS IN 11 OF LAST 13 YEARS

- Baylor has begun Big 12 play with double-digit wins in 6 of the last 7 seasons and 12 times in the last 14 years.
- All told, Baylor has gone 150-26 prior to Big 12 play over the last 14 seasons dating back to 2006-07, including an 11-9 record against AP Top 25 teams.
- BU entered Big 12 play 10-1 in 2019-20, 8-4 in 2018-19, 10-2 in 2017-18, 12-0 in 2016-17, 10-2 in 2015-16, 11-1 in 2014-15, 12-1 in 2013-14, 8-4 in 2012-13, 13-0 in 2011-12, 10-3 in 2010-11, 12-1 in 2009-10, 12-2 in 2008-09, 12-2 in 2007-08 and 10-3 in 2006-07.

GRADUATING 91 PERCENT OF SENIORS

- Since **Scott Drew** took over the Baylor Basketball program in 2003, 32 of 35 scholarship players who have played their fourth years of collegiate eligibility under Drew have graduated from Baylor.
- Players recruited by Drew to graduate at Baylor: Tim Bush, Patrick Fields, Aaron Bruce, Mamadou Diene, Delbert Simpson, Curtis Jerrells, Henry Dugat, Kevin Rogers, Tweety Carter, Josh Lomers, Ekpe Udoh, Fred Ellis, Quincy Acy, Anthony Jones, J'mison Morgan, A.J. Walton, Cory Jefferson, Brady Heslip, Gary Franklin, Kenny Chery, Royce O'Neale, Lester Medford, Rico Gathers, Taurean Prince, Al Freeman, Johnathan Motley, Ishmail Wainright, Manu Lecomte, Jo Lual-Acuil Jr., Nuni Omot, Jake Lindsey and King McClure.

PLAYER DEVELOPMENT — FROM UNRANKED TO NBA DRAFT PICKS

- Baylor has had a nation-leading four players selected in the NBA Draft since 2010 who weren't ranked in the ESPN100 out of high school.
- The only other schools with three such players were Colorado, Marquette, Missouri, New Mexico and Connecticut.
- Baylor developed **Quincy Acy**, **Ekpe Udoh**, **Pierre Jackson** and **Taurean Prince** into NBA Draft picks after joining the program as unranked recruits.

HISTORY OF DEVELOPMENT WITH REDSHIRTS

- Baylor has a track record of success when players redshirt under Scott Drew. **Ekpe Udoh**, **Johnathan Motley**, **Cory Jefferson**, **Brady Heslip**, **Jo Lual-Acuil Jr.** and **Manu Lecomte** have all gone on to professional careers after redshirting.
- **Mark Vital**, **Freddie Gillespie**, **MaCio Teague** and **Davion Mitchell** have all redshirted while at Baylor.
- **Adam Flagler** and **Jonathan Tchamwa Tchatchoua** are both redshirting this season while sitting out to satisfy NCAA transfer rules, while freshman **Jordan Turner** has elected to redshirt.

42 PRO PLAYERS IN DREW ERA

- In Scott Drew's 16 years at Baylor, 42 of his players have gone on to professional careers.
- Five of Drew's players were in the NBA last season, and they all graduated from Baylor – Quincy Acy (Suns), Johnathan Motley (Clippers), Royce O'Neale (Jazz), Taurean Prince (Hawks) and Ekpe Udoh (Jazz).
- A complete list of pro players from the Drew era is on page 159 of the 2019-20 men's basketball media almanac.

CONSISTENTLY AMONG NATION'S BEST OFFENSES

- Baylor's offense has consistently ranked among the nation's best over the last 12 seasons under Scott Drew.
- The Bears have finished 10 of the past 12 seasons among the top 25 nationally in KenPom's adjusted offensive efficiency, joining Duke as the only programs to make that claim. Baylor is currently No. 25 nationally in 2019-20.
- BU finished No. 20 in 2018-19, No. 62 in 2017-18, No. 23 in 2016-17, No. 13 in 2015-16, No. 18 in 2014-15, No. 9 in 2013-14, No. 14 in 2012-13, No. 8 in 2011-12, No. 102 in 2010-11, No. 3 in 2009-10, No. 11 in 2008-09 and No. 11 in 2007-08.

OFFENSIVE REBOUNDING BECOMING A BAYLOR STAPLE

- Baylor has ranked top-10 nationally in offensive rebounding percentage in every season since 2013-14, including five times ranked in the nation's top-4. The Bears only cracked the top-20 once in Drew's first 10 years.
- Baylor's 7-year streak is the nation's best, and West Virginia (6 years) is the only other team with a 3+ year streak.
- The Bears currently rank 5th nationally in offensive rebounding percentage (37.6) in 2019-20.
- Baylor finished ranked No. 2 nationally in 2018-19, No. 9 in 2017-18, No. 3 in 2016-17, No. 4 in 2015-16, No. 1 in 2014-15 and No. 3 in 2013-14. Prior to that top-10 streak, BU's best rank was No. 16 in 2011-12.

BAYLOR BASKETBALL ON THE RADIO

- Baylor basketball is aired live via the Baylor Sports Network from Learfield IMG College on ESPN Central Texas and flagship station 1660AM ESPN Radio (KRZI) in Waco and worldwide on Sirius/XM Radio.
- Games are broadcast by the "Voice of the Bears" John Morris, who was named NSMA 2019 Texas co-Sportscaster of the Year on Jan. 13, 2020, and former Baylor basketball standout Pat Nunley.
- Morris is in his 36th year doing Baylor broadcasts, while Nunley is in his 39th season as color analyst.
- Dave Rosselli enters his 3rd season filling in when Morris slides over to the TV broadcast.
- All of Baylor's games can be heard live on the Internet at www.BaylorBears.com and via the TuneIn App.

UP NEXT

- The Bears return home to host Oklahoma at 8 p.m. CT on ESPN's Big Monday.
- BU then heads to Gainesville, Fla., to face Florida in the Big 12/SEC Challenge at 7 p.m. CT Saturday on ESPN.

GAME 16 — at OKLAHOMA STATE

SPECIALTY STATISTICS

[PP - Paint; POT - Turnovers; 2nd - Second chance; BP - Bench]

	[BAYLOR-OPPONENT]			
OPPONENT	PP	POT	2ND	BP
Central Arkansas	40-26	21-13	21-6	33-8
vs. Washington	14-30	17-12	2-4	17-3
Texas State	32-22	21-17	10-7	16-27
vs. Ohio	34-20	22-9	17-13	13-10
at Coastal Carolina	30-24	19-8	4-10	23-19
vs. Villanova	36-34	13-4	11-11	18-18
UMES	30-16	16-11	11-9	32-25
Arizona	18-22	9-13	9-3	8-9
Butler	24-20	17-7	8-7	14-1
vs. UT Martin	54-26	27-17	11-16	24-23
Jackson State	30-24	28-9	10-15	19-19
Texas	22-26	16-5	21-5	13-11
at Texas Tech	30-24	12-17	14-8	14-5
at Kansas	28-26	21-2	6-12	2-23
Iowa State	34-22	14-5	14-5	5-19
BAYLOR TOTAL	456	273	169	251
Baylor Average	30.4	18.2	11.3	16.7
OPP TOTAL	386	157	131	220
Opp Average	25.7	10.5	8.7	14.7

GAME-BY-GAME STARTERS

	1	2	3	4	5
Central Ark.	Mitchell	Butler	Teague	Clark	Gillespie
vs. Washington	Mitchell	Butler	Teague	Clark	Gillespie
Texas State	Mitchell	Butler	Teague	Vital	Gillespie
vs. Ohio	Mitchell	Butler	Teague	Clark	Gillespie
at CCU	Mitchell	Butler	Teague	Clark	Gillespie
vs. Villanova	Mitchell	Butler	Teague	Clark	Gillespie
UMES	Mitchell	Butler	Teague	Vital	Gillespie
Arizona	Mitchell	Butler	Teague	Clark	Gillespie
Butler	Mitchell	Butler	Teague	Vital	Gillespie
vs. UT Martin	Mitchell	Butler	Teague	Vital	Gillespie
Jackson State	Mitchell	Butler	Teague	Vital	Gillespie
Texas	Mitchell	Butler	Teague	Vital	Gillespie
at Texas Tech	Mitchell	Butler	Teague	Vital	Gillespie
at Kansas	Mitchell	Butler	Teague	Vital	Gillespie
Iowa State	Mitchell	Butler	Teague	Vital	Gillespie



2 – DEVONTE BANDO

G • 6-3 • 185 • SR. • 1L

MISSISSAUGA, ONTARIO (HUTCHINSON CC)

SEASON HIGHS

Points: – 15 vs. Central Arkansas (11/5/19)
FG: – 6 vs. Central Arkansas (11/5/19)
FGA: – 10 vs. Central Arkansas (11/5/19); vs. UMES (12/3/19)
3FG: – 3 vs. Central Arkansas (11/5/19)
3FGA: – 5 vs. Washington (11/8/19); vs. Butler (12/10/19)
FT: – 2 vs. Texas State (11/15/19); vs. UMES (12/3/19)
FTA: – 2, five times
Rebounds: – 8 vs. Maryland Eastern Shore (12/3/19)
Assists: – 5 vs. UT Martin (12/18/19)
Turnovers: – 4 at Texas Tech (1/7/20)
Blocks: – 1 vs. Texas State (11/15/19)
Steals: – 3 vs. Maryland Eastern Shore (12/3/19)
Minutes Played: – 31 vs. Maryland Eastern Shore (12/3/19)

CAREER HIGHS

Points: – 25 vs. Southern (11/10/18)
FG: – 7 vs. Southern (11/10/18); vs. West Virginia (2/23/19)
FGA: – 14 vs. West Virginia (2/23/19)
3FG: – 5 vs. Oklahoma (2/11/19)
3FGA: – 10 vs. West Virginia (2/23/19)
FT: – 7 vs. Southern (11/10/18)
FTA: – 7 vs. Southern (11/10/18)
Rebounds: – 8 vs. Maryland Eastern Shore (12/3/19)
Assists: – 5 vs. UT Martin (12/18/19)
Turnovers: – 4 at Texas Tech (2/16/19); at Texas Tech (1/7/20)
Blocks: – 1, three times
Steals: – 3 vs. Southern (11/10/18); vs. UMES(12/3/19)
Minutes Played: – 37 vs. Prairie View A&M (11/12/18)

MISCELLANEOUS

	19-20	CAREER	BU RECORD
Double-Figure Points:	4	16	12-4
20+ Points:	–	2	2-0
5+ Assists:	–	–	–
Led team in Points:	1	4	3-1
Led team in Rebounds:	–	2	1-1
Led team in Assists:	1	3	2-1
Led team in Blocks:	–	1	1-0
Led team in Bench Points:	8	21	15-6

BANDOO NOTEBOOK


- Canadian JuCo transfer guard, played two seasons at Hutchinson (Kan.) Community College before joining BU in summer 2018
- Played in all 49 games since joining Baylor program, including 7 starts; has scored in double-figures 16 times
- Posted 14 points and career-highs of 8 rebounds and 3 steals in 31 minutes vs. UMES (12/3/19)
- Scored 15 points, added then-career-high 7 rebounds and 3 assists in 26 minutes off bench in season-opener vs. UCA (11/5/19)
- Finished 6th in Big 12 with .395 3-point pct. in 2018-19; improved to .440 3FG% in Big 12 play, which ranked 4th in league
- Made at least one 3-pointer in 24 of last 30 games (40%; 46-of-115) and in 17 of 22 career Big 12 games (42%; 38-of-90)
- Scored 14 pts in 7-minute span as BU came from 17 down with 9 min left to beat Texas (2/27/19); game-tying 3FG with 2:01 left
- Posted 22 points, added 4 rebounds and 2 assists in 33 minutes off bench to lead Bears to win vs. West Virginia (2/23/19)
- Led team with 19 points in 29 minutes off bench vs. OU (2/11/19); went 5-of-7 from 3-pt range, including late go-ahead trey
- Made first start at Baylor and had game-highs in points (25), rebounds (6), steals (3) and minutes (34) vs. Southern (11/10/18)
- Scored 1,072 points over 72 games during JuCo career, averaging 14.9 points in 27.1 minutes per game
- Hutchinson went 63-9 in games Bando played; scored in double-figures in 60 of 72 games, including 11 games with 20+ points
- Started 35 games as sophomore at Hutch, averaging 16.6 points, 5.8 rebounds and 2.9 assists in 32.1 minutes per game
- Helped Hutchinson win 2017 NJCAA Division I national title, scoring team-high 22 points in championship game

2019-20 GAME-BY-GAME

OPPONENT	DATE	GS	MIN	FG	3FG	FT	OR-DR-TR	PF	A	T	B	S	PTS
Central Arkansas	11/5		26	6-10	3-4	0-0	1-6-7	2	3	3	0	1	15
vs. Washington	11/8		23	3-7	2-5	1-1	0-3-3	0	3	2	0	0	9
Texas State	11/15		28	4-8	1-4	2-2	2-4-6	2	0	2	1	0	11
vs. Ohio	11/21		20	2-9	0-3	0-0	0-3-3	1	1	0	0	0	4
at Coastal Carolina	11/22		27	3-6	1-4	0-0	1-3-4	0	2	2	0	1	7
vs. #17 Villanova	11/24		24	2-4	1-1	1-2	1-1-2	0	0	0	0	0	6
Maryland-Eastern Shore	12/3		31	5-10	2-3	2-2	4-4-8	1	1	1	0	3	14
#12 Arizona	12/7		27	1-5	1-3	1-2	0-2-2	1	3	2	0	1	4
#18 Butler	12/10		23	4-9	2-5	0-0	1-4-5	0	1	1	0	0	10
vs. UT Martin	12/18		29	3-7	2-4	0-0	1-6-7	0	5	3	0	1	8
Jackson State	12/30		25	2-4	1-2	0-0	1-1-2	3	1	2	0	0	5
Texas	1/4		23	2-7	0-0	0-1	1-3-4	0	0	0	0	0	4
at #22 Texas Tech	1/7		27	3-8	1-2	0-1	1-6-7	3	0	4	0	1	7
at #3 Kansas	1/11		9	0-2	0-1	0-0	0-0-0	1	1	1	0	0	0
Iowa State	1/15		24	1-7	0-3	1-2	1-1-2	1	0	1	0	0	3
at Oklahoma State	1/18												
Oklahoma	1/20												
at Florida	1/25												
at Iowa State	1/29												
TCU	2/1												
at Kansas State	2/3												
Oklahoma State	2/8												
at Texas	2/10												
West Virginia	2/15												
at Oklahoma	2/18												
Kansas	2/22												
Kansas State	2/25												
at TCU	2/29												
Texas Tech	3/2												
at West Virginia	3/7												

BANDOO'S CAREER STATS

YEAR	GP-GS	MIN-AVG	FG-A	PCT	3FG-A	PCT	FT-A	PCT	OFF-DEF-TOT	AVG	PF-D	A	TO	B	S	TP	AVG
2018-19 (JR.)	34-7	717-21.1	98-218	.450	51-129	.395	39-43	.907	16-59-75	2.2	38-0	46	40	2	19	286	8.4
2019-20 (SR.)	15-0	366-24.4	41-103	.398	17-44	.386	8-13	.615	15-47-62	4.1	15-0	21	24	1	8	107	7.1
CAREER	49-7	1083-22.1	139-321	.433	68-173	.393	47-56	.839	31-106-137	2.8	53-0	67	64	3	27	393	8.0



12 – JARED BUTLER

G • 6-3 • 190 • SO. • 1L

RESERVE, LA. (RIVERSIDE ACADEMY)

SEASON HIGHS

Points: – 30 vs. Central Arkansas (11/5/19)
FG: – 10 vs. Central Arkansas (11/5/19)
FGA: – 18 at Kansas (1/11/20)
3FG: – 8 vs. Central Arkansas (11/5/19)
3FGA: – 12 vs. Central Arkansas (11/5/19)
FT: – 6 vs. Ohio (11/21/19); vs. Arizona (12/7/19)
FTA: – 7 vs. Arizona (12/7/19)
Rebounds: – 6 vs. Texas (1/4/20)
Assists: – 6 vs. UT Martin (12/18/19)
Turnovers: – 5 vs. UT Martin (12/18/19)
Blocks: – 1, three times
Steals: – 5 vs. Ohio (11/21/19)
Minutes Played: – 35 vs. Washington (11/8/19)

CAREER HIGHS

Points: – 31 at Kansas (3/9/19)
FG: – 10 at Kansas (3/9/19); vs. Central Arkansas (11/5/19)
FGA: – 21 at Kansas (3/9/19)
3FG: – 8 vs. Central Arkansas (11/5/19)
3FGA: – 12 vs. Central Arkansas (11/5/19)
FT: – 8 at Kansas (3/9/19)
FTA: – 10 at Kansas (3/9/19)
Rebounds: – 6, three times
Assists: – 6, three times
Turnovers: – 7 at Texas Tech (2/16/19)
Blocks: – 1, six times
Steals: – 5 vs. Ohio (11/21/19)
Minutes Played: – 37 at Texas (2/6/19); at Texas Tech (2/16/19)

MISCELLANEOUS

	19-20	CAREER	BU RECORD
Double-Figure Points:	13	31	22-9
20+ Points:	4	6	5-1
30+ Points:	1	2	1-1
5+ Assists:	4	11	10-1
Led team in Points:	10	16	12-4
Led team in Rebounds:	–	–	–
Led team in Assists:	5	16	12-4
Led team in Blocks:	2	3	3-0
Led team in Bench Points:	–	6	5-1

BUTLER NOTEBOOK

- Consensus top-100 national recruit, earned 2019 All-Big 12 honorable mention and All-Freshman Team by league’s coaches
- Played in all 49 games during BU career, including starts in last 35 games (started final 20 games of 2018-19 freshman year)
- 2-time Big 12 Player of the Week this season (11/25/19 & 1/14/20) and Newcomer of the Week last season (2/25/19)
- Named 2019 Myrtle Beach Invitational MVP after scoring 10 points in final 6 minutes of championship game vs. Villanova
- Has led team in scoring in 10 of 15 games this season after doing so in 6 of 34 games last year
- Scored 20+ points 4 times this season (31 vs. UCA, 22 vs. Villanova, 20 vs. UMEs, 22 at Kansas)
- Big 12 ranks: 3rd scoring (16.9), 2nd FT% (.889), 2nd 3FGs (2.7), 4th 3FG% (.406), 7th FG% (.443), 11th steals (1.5), 13th assists (3.1)
- Made at least one 3-pointer in 16 of last 17 games & 33 of last 35 games, 2+ 3FGs in 25 of 35 games, 3+ 3FGs in 17 of 35 games
- Scored 10 consecutive points in final 8 minutes as Baylor won at No. 3 Kansas for the first time (1/11/20), finished with 22 pts
- Posted 30 points and 5 assists in season-opener vs. UCA (11/5/19), went 8-of-12 on 3FGs, t-6th most 3-pointers in program history
- Scored in double-figures in 28 of 35 games since joining starting lineup after doing so in 3 of first 14 games
- Exploded for career-high 31 points (including 23 in 2nd half), 6 rebounds and 3 assists in 36 minutes at No. 13 Kansas (3/9/19)
- Posted 15 points (5 in OT) in win vs. Texas (2/27); hit team’s last 2 regulation FGs, game-tying FG with 28 secs left to force OT
- Had 12 points, including 3-point play with 1:21 left to give BU 4-point lead, and team-high 4 assists in win vs. WVU (2/23/19)
- Led team with 17 points and 5 assists in win at No. 19 Iowa State (2/19) – hit 3-pointer to give BU 69-65 lead with 2 min. left
- Originally enrolled at Alabama in summer 2018, but transferred to Baylor in August and received immediate eligibility
- From same hometown as former Baylor stars Tweety Carter and Rico Gathers

2019-20 GAME-BY-GAME

OPPONENT	DATE	GS	MIN	FG	3FG	FT	OR-DR-TR	PF	A	T	B	S	PTS
Central Arkansas	11/5	*	28	10-14	8-12	2-2	0-4-4	1	5	2	0	2	30
vs. Washington	11/8	*	35	6-9	4-6	2-2	0-3-3	2	4	4	0	0	18
Texas State	11/15	*	30	5-13	2-7	3-3	0-3-3	2	1	3	0	2	15
vs. Ohio	11/21	*	34	6-12	1-3	6-6	0-4-4	2	5	4	0	5	19
at Coastal Carolina	11/22	*	21	4-8	2-4	2-2	0-1-1	5	3	1	0	1	12
vs. #17 Villanova	11/24	*	30	8-17	4-8	2-2	1-0-1	1	3	0	1	2	22
Maryland-Eastern Shore	12/3	*	24	6-14	5-10	3-5	1-1-2	1	4	0	0	0	20
#12 Arizona	12/7	*	30	3-12	1-7	6-7	0-3-3	2	1	2	0	1	13
#18 Butler	12/10	*	30	3-12	1-6	1-1	0-3-3	4	1	1	0	1	8
vs. UT Martin	12/18	*	31	8-16	2-8	1-1	1-1-2	2	6	5	0	3	19
Jackson State	12/30	*	29	5-10	4-6	4-4	0-3-3	1	3	3	1	1	18
Texas	1/4	*	34	4-15	1-6	4-4	2-4-6	3	0	3	0	0	13
at #22 Texas Tech	1/7	*	20	2-8	0-4	1-2	1-1-2	4	2	4	0	1	5
at #3 Kansas	1/11	*	33	9-18	3-7	1-2	1-3-4	3	3	0	1	2	22
Iowa State	1/15	*	29	7-16	3-7	2-2	0-2-2	1	5	4	0	2	19
at Oklahoma State	1/18												
Oklahoma	1/20												
at Florida	1/25												
at Iowa State	1/29												
TCU	2/1												
at Kansas State	2/3												
Oklahoma State	2/8												
at Texas	2/10												
West Virginia	2/15												
at Oklahoma	2/18												
Kansas	2/22												
Kansas State	2/25												
at TCU	2/29												
Texas Tech	3/2												
at West Virginia	3/7												

BUTLER'S CAREER STATS

YEAR	GP-GS	MIN-AVG	FG-A	PCT	3FG-A	PCT	FT-A	PCT	OFF-DEF-TOT	AVG	PF-D	A	TO	B	S	TP	AVG
2018-19 (FR.)	34-21	910-26.8	117-296	.395	60-171	.351	54-68	.794	22-84-106	3.1	77-2	93	67	3	33	348	10.2
2019-20 (SO.)	15-15	438-29.2	86-194	.443	41-101	.406	40-45	.889	7-36-43	2.9	34-1	46	36	3	23	253	16.9
CAREER	49-36	1348-27.5	203-490	.414	101-272	.371	94-113	.832	29-120-149	3.0	111-3	139	103	6	56	601	12.3



25 — TRISTAN CLARK

F • 6-10 • 245 • JR. • 2L
SAN ANTONIO, TEXAS (WAGNER HS)

SEASON HIGHS

Points: — 10 vs. Villanova (11/24/19)
FG: — 5 vs. Villanova (11/24/19)
FGA: — 14 vs. Washington (11/8/19)
3FG: —
3FGA: — 1 vs. Central Arkansas (11/5/19); vs. Arizona (12/7/19)
FT: — 3 vs. Jackson State (12/30/19)
FTA: — 3 vs. Jackson State (12/30/19)
Rebounds: — 6 vs. Washington (11/8/19)
Assists: — 2 vs. Central Arkansas (11/5/19)
Turnovers: — 3, three times
Blocks: — 2 vs. Jackson State (12/30/19)
Steals: — 1, three times
Minutes Played: — 29 vs. Washington (11/8/19)

CAREER HIGHS

Points: — 27 vs. Ole Miss (11/23/18)
FG: — 11 vs. Ole Miss (11/23/18)
FGA: — 14 vs. Washington (11/8/19)
3FG: — 1, three times
3FGA: — 2 at Iowa State (1/13/18)
FT: — 7 vs. Prairie View A&M (11/12/18)
FTA: — 10 vs. SFA (12/18/18)
Rebounds: — 15 at Iowa State (1/13/18)
Assists: — 4, four times
Turnovers: — 4 vs. Oregon (12/21/18)
Blocks: — 6 vs. South Dakota (11/27/18)
Steals: — 3 vs. SFA (12/18/18)
Minutes Played: — 38 vs. Oregon (12/21/18)

MISCELLANEOUS

	19-20	CAREER	BU RECORD
Double-Figure Points:	1	22	14-8
Double-Figure Rebounds:	—	3	2-1
Double-Doubles:	—	3	2-1
20+ Points:	—	2	0-2
2+ Blocks:	1	21	14-7
Led team in Points:	—	6	1-5
Led team in Rebounds:	—	11	5-6
Led team in Blocks:	1	20	11-9
Led team in Assists:	—	5	3-2

CLARK NOTEBOOK

- Strong, skilled junior forward; consensus four-star recruit out of San Antonio's Wagner High School
- Missed final 20 games last season after suffering left-knee injury on Jan. 8 – had successful surgery on Jan. 31
- Played first game in 301 days in 2019-20 season-opener vs. Central Arkansas (11/5), started and played 16 minutes
- Sat out 4 games due to knee soreness in November/December – came off bench for 14 points in 51 total minutes over last 5 games
- Had best game of season with 10 points and 4 rebounds in 21 minutes of Myrtle Beach title game vs. Villanova (11/24/19)
- Led nation with .737 field goal percentage last season until he fell from qualification on Jan. 26 (min. 75% games played)
- Scored in double-figures in 11 of 14 games last season after doing so in 10 of 33 games as freshman
- Started first 14 games last season and recorded multiple blocks in 11 of 14 games, including 3 games with 5+ blocks
- Earned first Big 12 Player of the Week honor after 17 points (8-of-9 FGs), 12 rebounds and 5 blocks vs. New Orleans (12/29/18)
- Shot perfect 9-of-9 from field for 24 points in career-high 37 minutes vs. SFA (12/18/18)
- Scored career-high 27 points on 11-of-13 shooting in career-high 35 minutes vs. Ole Miss (11/23/18)
- Current .615 career FG% (195-of-317) is 2nd-best in program history (Josh Lomers .663)
- Led team with .608 field goal percentage in 2017-18, 2nd-best by a freshman in program history (Quincy Acy .655)

2019-20 GAME-BY-GAME

OPPONENT	DATE	GS	MIN	FG	3FG	FT	OR-DR-TR	PF	A	T	B	S	PTS
Central Arkansas	11/5	*	16	1-3	0-1	1-2	1-3-4	4	2	3	0	0	3
vs. Washington	11/8	*	29	3-14	0-0	1-2	1-5-6	3	1	3	0	0	7
Texas State	11/15			DNP									
vs. Ohio	11/21	*	14	3-8	0-0	2-2	1-3-4	2	1	2	0	1	8
at Coastal Carolina	11/22	*	23	1-3	0-0	0-0	2-1-3	2	1	3	0	1	2
vs. #17 Villanova	11/24	*	21	5-8	0-0	0-0	0-4-4	4	0	0	0	1	10
Maryland-Eastern Shore	12/3			DNP									
#12 Arizona	12/7	*	10	0-3	0-1	0-0	0-0-0	1	0	1	1	0	0
#18 Butler	12/10			DNP									
vs. UT Martin	12/18			DNP									
Jackson State	12/30		20	2-4	0-0	3-3	0-2-2	2	1	0	2	0	7
Texas	1/4		6	1-1	0-0	0-0	0-0-0	2	0	1	0	0	2
at #22 Texas Tech	1/7		10	1-4	0-0	0-0	0-0-0	3	0	2	0	0	2
at #3 Kansas	1/11		6	1-1	0-0	0-0	0-0-0	3	0	0	0	0	2
Iowa State	1/15		9	0-1	0-0	1-2	2-2-4	2	0	0	0	0	1
at Oklahoma State	1/18												
Oklahoma	1/20												
at Florida	1/25												
at Iowa State	1/29												
TCU	2/1												
at Kansas State	2/3												
Oklahoma State	2/8												
at Texas	2/10												
West Virginia	2/15												
at Oklahoma	2/18												
Kansas	2/22												
Kansas State	2/25												
at TCU	2/29												
Texas Tech	3/2												
at West Virginia	3/7												

CLARK'S CAREER STATS

YEAR	GP-GS	MIN-AVG	FG-A	PCT	3FG-A	PCT	FT-A	PCT	OFF-DEF-TOT	AVG	PF-D	A	TO	B	S	TP	AVG
2017-18 (FR.)	33-30	657-19.9	93-153	.608	2-7	.286	36-55	.655	47-101-148	4.5	80-3	25	38	29	18	224	6.8
2018-19 (SO.)	14-14	417-29.8	84-114	.737	1-4	.250	36-54	.667	31-57-88	6.3	41-2	23	23	34	15	205	14.6
2019-20 (JR.)	11-6	164-14.9	18-50	.360	0-2	.000	8-11	.727	7-20-27	2.5	28-0	6	15	3	3	44	4.0
CAREER	58-50	1238-21.3	195-317	.615	3-13	.231	80-120	.667	85-178-263	4.5	149-5	54	76	66	36	473	8.2



33 — FREDDIE GILLESPIE

F • 6-9 • 245 • RSR • 1L
ST. PAUL, MINN. (CARLETON)

SEASON HIGHS

Points: — 17 vs. Arizona (12/7/19)
 FG: — 6, four times
 FGA: — 12 at Kansas (1/11/20)
 3FG: —
 3FGA: —
 FT: — 6 vs. Ohio (11/21/19)
 FTA: — 8 vs. Ohio (11/21/19)
 Rebounds: — 13, three times
 Assists: — 2 vs. Central Arkansas (11/5/19)
 Turnovers: — 4 vs. Maryland Eastern Shore (12/3/19)
 Blocks: — 5 vs. UMES (12/3/19); vs. Arizona (12/7/19)
 Steals: — 4 vs. Washington (11/8/19); vs. Texas State (11/15/19)
 Minutes Played: — 36 vs. Arizona (12/7/19)

CAREER HIGHS

Points: — 17 vs. Arizona (12/7/19)
 FG: — 7 at Iowa State (2/19/19)
 FGA: — 12 at Kansas (1/11/20)
 3FG: —
 3FGA: —
 FT: — 6 vs. Ohio (11/21/19)
 FTA: — 8 vs. Ohio (11/21/19)
 Rebounds: — 13, three times
 Assists: — 2 vs. Kansas State (2/9/19); vs. Central Arkansas (11/5/19)
 Turnovers: — 4 vs. Maryland Eastern Shore (12/3/19)
 Blocks: — 5 vs. UMES (12/3/19); vs. Arizona (12/7/19)
 Steals: — 4 vs. Washington (11/8/19); vs. Texas State (11/15/19)
 Minutes Played: — 36 vs. Texas (2/27/19); vs. Arizona (12/7/19)

MISCELLANEOUS

	19-20	CAREER	BU RECORD
Double-Figure Points:	8	12	9-3
Double-Figure Rebounds:	9	11	10-1
Double-Doubles:	6	7	6-1
2+ Blocks:	9	18	15-3
Led team in Points:	—	—	—
Led team in Rebounds:	10	16	13-3
Led team in Blocks:	12	21	17-4
Led team in Bench Points:	—	6	4-2

GILLESPIE NOTEBOOK

- Former walk-on forward, sat out 2017-18 after transferring from Division III Carleton College in Northfield, Minn.
- Went from playing 16 total minutes in first year at D3 Carleton to starting 8 Big 12 games as junior at Baylor last season
- Started 24 of team's last 27 games since 2/9/19; joined rotation after Tristan Clark's injury in Jan. 2019 (8 healthy DNPs prior)
- Named Big 12 Player of the Week (12/9/19) after leading Bears to wins over No. 12 Arizona and UMES
- Has blocked 24 shots over last 9 games (2.7 bpg) after blocking 37 shots over first 32 games at Baylor (1.2 bpg)
- Last 8 Games: averaging 10.3 points, 9.9 rebounds, 2.4 blocks, shooting .630 from field and .667 at foul line
- National Ranks: 3rd offensive rebounding (4.2), 33rd blocks (2.2), 47th rebounding (9.3), 48th double-doubles (6)
- Leads Big 12 with 9 double-digit rebounding games, tied for 2nd in league with 6 double-doubles
- Recorded 11 double-doubles during collegiate career (4 as sophomore at Carleton, 1 as junior at Baylor, 6 as senior at Baylor)
- Scored in double-figures in 8 of 15 games this season after doing so in 4 games all of last year
- Had 6th double-double of season with 14 points and 11 rebounds in 27 minutes vs. Iowa State (2nd career D-D in Big 12 play)
- Recorded 4th double-double this season with career-high 17 points, 13 rebounds and 5 blocks in win vs. No. 12 Arizona (12/7/19)
- Had 3 consecutive double-doubles in November, averaging 10.7 ppg, 10.7 rpg, 3.3 spg in that stretch
- Posted 1st 2019-20 double-double with 11 points, 10 rebounds, 4 steals and 3 blocks vs. Washington (11/8/19)
- Had 1st BU double-double with 14 points (7-8 FGs) and 10 rebounds, 2 blocks in win at No. 19 Iowa State (2/19/19)
- Had crucial offensive rebound and putback to extend Baylor lead to 57-53 with 35 seconds left in win vs. Oklahoma (2/11/19)
- Awarded scholarship prior to 2018-19 season
- Played only 16 minutes during 2015-16 freshman season at Carleton, totaling 4 points, 7 rebounds and 2 blocks
- Developed into 2nd-team All-MIAC and All-MIAC Defensive Team selection as sophomore in 2016-17
- First played organized basketball in eighth grade and missed parts of three high school seasons with injuries
- AP distinction scholar and summa cum laude graduate at East Ridge High School in Woodbury, Minn.

2019-20 GAME-BY-GAME

OPPONENT	DATE	GS	MIN	FG	3FG	FT	OR-DR-TR	PF	A	T	B	S	PTS
Central Arkansas	11/5	*	26	6-7	0-0	2-2	4-3-7	1	2	0	1	0	14
vs. Washington	11/8	*	28	4-11	0-0	3-3	5-5-10	4	1	1	3	4	11
Texas State	11/15	*	30	5-10	0-0	1-4	6-5-11	0	1	0	2	4	11
vs. Ohio	11/21	*	33	2-5	0-0	6-8	6-5-11	2	1	0	2	2	10
at Coastal Carolina	11/22	*	20	1-1	0-0	2-3	0-1-1	4	0	3	0	0	4
vs. #17 Villanova	11/24	*	26	2-5	0-0	2-2	4-3-7	3	0	1	1	1	6
Maryland-Eastern Shore	12/3	*	23	1-5	0-0	0-0	3-10-13	2	0	4	5	2	2
#12 Arizona	12/7	*	36	6-8	0-0	5-7	3-10-13	1	1	0	5	1	17
#18 Butler	12/10	*	31	4-6	0-0	0-1	3-6-9	3	1	1	3	0	8
vs. UT Martin	12/18	*	19	3-4	0-0	0-0	4-2-6	2	1	0	2	1	6
Jackson State	12/30	*	21	3-3	0-0	4-4	5-8-13	0	1	0	0	0	10
Texas	1/4	*	29	2-6	0-0	1-1	6-6-12	3	0	0	4	0	5
at #22 Texas Tech	1/7	*	30	4-7	0-0	1-2	7-3-10	3	0	0	2	0	9
at #3 Kansas	1/11	*	31	6-12	0-0	1-2	1-4-5	3	0	0	1	1	13
Iowa State	1/15	*	27	6-8	0-0	2-4	6-5-11	1	0	0	2	1	14
at Oklahoma State	1/18												
Oklahoma	1/20												
at Florida	1/25												
at Iowa State	1/29												
TCU	2/1												
at Kansas State	2/3												
Oklahoma State	2/8												
at Texas	2/10												
West Virginia	2/15												
at Oklahoma	2/18												
Kansas	2/22												
Kansas State	2/25												
at TCU	2/29												
Texas Tech	3/2												
at West Virginia	3/7												

GILLESPIE'S CARLETON STATS

YEAR	GP-GS	MIN-AVG	FG-A	PCT	3FG-A	PCT	FT-A	PCT	OFF-DEF-TOT	AVG	PF-D	A	TO	B	S	TP	AVG
2015-16 (FR.)	4-0	16-4.0	1-2	.500	0-0	.000	2-8	.250	0-7-7	1.8	2-0	1	0	2	1	4	1.0
2016-17 (SO.)	27-23	616-22.8	117-220	.532	0-0	.000	35-60	.583	72-152-224	8.3	75-3	22	37	69	15	269	10.0
CAREER	31-23	632-20.4	118-222	.532	0-0	.000	37-68	.544	72-159-231	7.5	77-3	23	37	71	16	273	8.8

GILLESPIE'S BAYLOR STATS

YEAR	GP-GS	MIN-AVG	FG-A	PCT	3FG-A	PCT	FT-A	PCT	OFF-DEF-TOT	AVG	PF-D	A	TO	B	S	TP	AVG
2018-19 (RJR.)	26-11	476-18.3	60-92	.652	0-0	.000	17-32	.531	55-59-114	4.4	71-2	9	26	28	17	137	5.3
2019-20 (RSR.)	15-15	410-27.3	55-98	.561	0-0	.000	30-43	.698	63-76-139	9.3	32-0	9	10	33	17	140	9.3
BU CAREER	41-26	886-21.6	115-190	.605	0-0	.000	47-75	.627	118-135-253	6.2	103-2	18	36	61	34	277	6.8
NCAA CAREER	72-49	1518-21.1	233-412	.566	0-0	.000	84-143	.587	190-294-484	6.7	180-5	41	73	132	50	550	7.6



24 – MATTHEW MAYER

G/F • 6-9 • 210 • SO. • 1L
AUSTIN, TEXAS (WESTLAKE HS)

SEASON HIGHS

Points: – 12 vs. Maryland Eastern Shore (12/3/19)
FG: – 5 vs. Maryland Eastern Shore (12/3/19)
FGA: – 9 vs. Maryland Eastern Shore (12/3/19)
3FG: – 2 vs. Central Arkansas (11/5/19); vs. UMES (12/3/19)
3FGA: – 3, three times
FT: – 1, three times
FTA: – 4 vs. Jackson State (12/30/19)
Rebounds: – 5 vs. Maryland Eastern Shore (12/3/19)
Assists: – 4 vs. Texas State (11/15/19)
Turnovers: – 3 vs. Texas State (11/15/19); at Texas Tech (1/7/20)
Blocks: – 1 vs. Texas State (11/15/19)
Steals: – 3 vs. Texas State (11/15/19)
Minutes Played: – 17 vs. Texas (1/4/20); at Texas Tech (1/7/20)

CAREER HIGHS

Points: – 18 vs. Nicholls (11/16/18)
FG: – 7 vs. Nicholls (11/16/18)
FGA: – 12 vs. Nicholls (11/16/18)
3FG: – 3 vs. Nicholls (11/16/18)
3FGA: – 6 vs. Nicholls (11/16/18)
FT: – 5, three times
FTA: – 8 at Texas Tech (2/16/19)
Rebounds: – 7 vs. Ole Miss (11/23/18)
Assists: – 4 vs. Texas State (11/15/19)
Turnovers: – 5 vs. Ole Miss (11/23/18)
Blocks: – 2 vs. Alabama (1/26/19)
Steals: – 4 at Oklahoma (1/28/19)
Minutes Played: – 30 vs. Ole Miss (11/23/18)

MISCELLANEOUS

	19-20	CAREER	BU RECORD
Double-Figure Points:	2	7	4-3
5+ Assists:	–	–	–
Led team in Points:	–	1	1-0
Led team in Rebounds:	–	1	0-1
Led team in Blocks:	–	2	1-1
Led team in Assists:	1	1	1-0
Led team in Bench Points:	2	12	6-6

MAYER NOTEBOOK


- Sophomore wing with length, range and quick release, provides instant offense off bench
- Played off bench in 48 of 49 games during BU career, including 29 games with double-digit minutes, 7 double-digit scoring games
- Saw season-high 17 minutes off bench in back-to-back Big 12 games vs. Texas (1/4) and at Texas Tech (1/7)
- Scored 10 first-half points off bench in 2 straight games – finished with 12 pts vs. UMES and 10 vs. Villanova
- Had strong floor game with career-high 4 assists and 3 steals in 14 minutes off bench vs. Texas State (11/15/19)
- Made both 3-point attempts and had 8 points in 14 minutes off bench in season opener vs. UCA (11/5/19)
- Scored in double-figures off bench in 5 games last season, including 18 vs. Nicholls State, 17 at TCU and 10 at Texas
- Scored 17 points on just 5-of-9 shooting in 14 minutes off bench at TCU (1/5/19)
- Posted game-high 18 points in just 18 minutes off bench vs. Nicholls State (11/16/18)
- Four-star recruit from Austin’s Westlake High School, ranked among top-100 recruits nationally in 2018 class
- Helped Westlake to 36-4 record as senior in 2017-18, playing alongside Xavier’s Keonte Kennedy and Texas’ Brock Cunningham
- Committed to Baylor in June 2017, more than a year prior to enrolling at BU

2019-20 GAME-BY-GAME

OPPONENT	DATE	GS	MIN	FG	3FG	FT	OR-DR-TR	PF	A	T	B	S	PTS
Central Arkansas	11/5	14	3-7	2-2	0-0	0-2-2	1	0	0	0	0	0	8
vs. Washington	11/8	2	0-1	0-1	0-0	0-0-0	2	0	0	0	0	0	0
Texas State	11/15	14	0-2	0-0	0-0	1-1-2	1	4	3	1	3	0	0
vs. Ohio	11/21	5	0-2	0-1	0-0	0-0-0	0	0	0	0	0	0	0
at Coastal Carolina	11/22	6	2-2	1-1	1-2	0-0-0	0	0	0	0	0	0	6
vs. #17 Villanova	11/24	11	4-6	1-2	1-2	1-2-3	2	1	0	0	0	0	10
Maryland-Eastern Shore	12/3	16	5-9	2-3	0-0	3-2-5	1	0	0	0	0	0	12
#12 Arizona	12/7	6	0-2	0-1	0-0	2-1-3	4	1	2	0	1	0	0
#18 Butler	12/10	9	1-3	0-1	0-0	0-0-0	1	1	0	0	0	0	2
vs. UT Martin	12/18	16	2-8	1-3	0-0	2-0-2	2	1	1	0	1	5	5
Jackson State	12/30	12	2-3	0-0	1-4	2-0-2	1	0	1	0	0	0	5
Texas	1/4	17	3-5	1-1	0-0	1-0-1	2	2	0	0	1	7	7
at #22 Texas Tech	1/7	17	2-7	1-3	0-0	0-2-2	1	2	3	0	0	0	5
at #3 Kansas	1/11	8	0-0	0-0	0-0	0-2-2	0	1	2	0	2	0	0
Iowa State	1/15	9	0-3	0-1	0-0	0-1-1	1	0	0	0	0	0	0
at Oklahoma State	1/18												
Oklahoma	1/20												
at Florida	1/25												
at Iowa State	1/29												
TCU	2/1												
at Kansas State	2/3												
Oklahoma State	2/8												
at Texas	2/10												
West Virginia	2/15												
at Oklahoma	2/18												
Kansas	2/22												
Kansas State	2/25												
at TCU	2/29												
Texas Tech	3/2												
at West Virginia	3/7												

MAYER'S CAREER STATS

YEAR	GP-GS	MIN-AVG	FG-A	PCT	3FG-A	PCT	FT-A	PCT	OFF-DEF-TOT	AVG	PF-D	A	TO	B	S	TP	AVG
2018-19 (FR.)	33-0	388-11.8	51-154	.331	20-65	.308	31-47	.660	24-42-66	2.0	34-0	26	25	8	17	153	4.6
2019-20 (SO.)	15-0	162-10.8	24-60	.400	9-20	.450	3-8	.375	12-13-25	1.7	19-0	13	12	1	8	60	4.0
CAREER	48-0	550-11.5	75-214	.350	29-85	.341	34-55	.618	36-55-91	1.9	53-0	39	37	9	25	213	4.4



45 — DAVION MITCHELL

G • 6-2 • 195 • RSO. • SO
HINESVILLE, GA. (AUBURN)

SEASON HIGHS

Points: — 19 vs. UT Martin (12/18/19)
FG: — 9 vs. UT Martin (12/18/19)
FGA: — 13 at Coastal Carolina (11/22/19)
3FG: — 2, six times
3FGA: — 7 at Coastal Carolina (11/22/19)
FT: — 5 at Coastal Carolina (11/22/19)
FTA: — 7 vs. Texas State (11/15/19)
Rebounds: — 5 vs. UMES (12/3/19); vs. Texas (1/4/20)
Assists: — 6 at Coastal Carolina (11/22/19); vs. Iowa State (1/15/20)
Turnovers: — 4 vs. Butler (12/10/19); at Texas Tech (1/7/20)
Blocks: — 1, five times
Steals: — 4 vs. UT Martin (12/18/19)
Minutes Played: — 38 at Coastal Carolina (11/22/19)

CAREER HIGHS

Points: — 19 vs. UT Martin (12/18/19)
FG: — 9 vs. UT Martin (12/18/19)
FGA: — 13 at Coastal Carolina (11/22/19)
3FG: — 2, nine times (3 at AU, 6 at BU)
3FGA: — 7 at Coastal Carolina (11/22/19)
FT: — 5 at Coastal Carolina (11/22/19)
FTA: — 7 vs. Texas State (11/15/19)
Rebounds: — 5 vs. UMES (12/3/19); vs. Texas (1/4/20)
Assists: — 6 at Coastal Carolina (11/22/19); vs. Iowa State (1/15/20)
Turnovers: — 4, three times (1 at AU, 2 at BU)
Blocks: — 1, six times (1 at AU, 5 at BU)
Steals: — 4 vs. UT Martin (12/18/19)
Minutes Played: — 38 at Coastal Carolina (11/22/19)

* - while at Auburn

MISCELLANEOUS

	19-20	BU RECORD
Double-Figure Points:	7	7-0
5+ Assists:	4	4-0
Led team in Points:	2	2-0
Led team in Assists:	6	6-0
Led team in Blocks:	1	1-0

MITCHELL NOTEBOOK

- Lightning quick redshirt sophomore point guard, sat out last season after transferring to Baylor from Auburn
- Has started all 15 games at Baylor after coming off bench in all 34 games as freshman at Auburn in 2017-18
- Last 6 Games: 12.8 ppg, 3.2 apg, 1.7 spg; shooting 57% (31-of-54) from field, 53% (10-19) on 3FGs in 29.3 minutes per game
- Averaging 11.4 ppg over last 11 games after posting 4.0 ppg over first 38 collegiate games
- Made a 3-pointer in each of last 11 games; 41% 3FGs (17-41) over last 11 games after 26% over first 38 collegiate games (17-65)
- Double-figure scoring in 5 of last 6 games after doing so in 4 of previous 43 collegiate games (2 of 34 at Auburn)
- Helped Bears claim Myrtle Beach Invitational title by averaged 12.3 points, 2.7 assists and 1.3 steals over 3 games
- Team-high 14 points in win at No. 22 Texas Tech (1/7/20), went 6-of-10 from field and 2-of-2 from 3-point range
- Led team with career-highs of 19 points and 4 steals, added 4 assists with 0 turnovers in win over UT Martin (12/18/19)
- Recorded then-career-highs of 15 points, 6 assists, 3 steals and 38 minutes in win at Coastal Carolina (11/22/19)
- Scored 13 points against No. 17 Villanova in Myrtle Beach Invitational championship game (11/24/19)
- Teams are 26-1 in games in which he's played 20+ minutes (12-0 at Auburn, 14-1 at Baylor)
- Came off bench in all 34 games as freshman at Auburn in 2017-18, helping Tigers to 26-8 record and SEC title
- Consensus 4-star recruit, ranked as high as No. 33 nationally in 2017 class by 247Sports
- Ranked 2nd on Auburn team with .566 2-point FG percentage and 18.4 assist rate in 2017-18
- Has team-high 41-inch max vertical, 33.5-inch no-step vertical

2019-20 GAME-BY-GAME

OPPONENT	DATE	GS	MIN	FG	3FG	FT	OR-DR-TR	PF	A	T	B	S	PTS
Central Arkansas	11/5	*	24	3-6	1-4	0-3	0-1-1	3	5	1	0	1	7
vs. Washington	11/8	*	30	1-5	1-3	0-0	0-1-1	1	4	3	0	1	3
Texas State	11/15	*	28	2-5	0-3	4-7	1-2-3	2	0	1	1	1	8
vs. Ohio	11/21	*	31	4-7	0-3	1-1	0-3-3	3	2	1	1	0	9
at Coastal Carolina	11/22	*	38	4-13	2-7	5-6	0-2-2	3	6	1	0	3	15
vs. #17 Villanova	11/24	*	30	5-10	1-2	2-4	0-1-1	4	2	2	1	1	13
Maryland-Eastern Shore	12/3	*	24	2-6	1-3	3-5	1-4-5	2	4	2	0	1	8
#12 Arizona	12/7	*	33	2-9	2-4	0-0	0-1-1	4	2	3	1	1	6
#18 Butler	12/10	*	36	2-9	1-6	1-2	1-1-2	2	3	4	0	2	6
vs. UT Martin	12/18	*	26	9-12	1-2	0-0	0-3-3	2	4	0	0	4	19
Jackson State	12/30	*	25	5-6	2-3	2-2	0-1-1	4	5	2	0	3	14
Texas	1/4	*	23	1-5	1-2	0-0	0-5-5	4	3	2	0	1	3
at #22 Texas Tech	1/7	*	31	6-10	2-2	0-0	1-3-4	3	0	4	0	1	14
at #3 Kansas	1/11	*	36	4-10	2-5	0-0	0-2-2	1	1	2	0	1	10
Iowa State	1/15	*	35	6-11	2-5	3-3	0-3-3	3	6	2	1	0	17
at Oklahoma State	1/18												
Oklahoma	1/20												
at Florida	1/25												
at Iowa State	1/29												
TCU	2/1												
at Kansas State	2/3												
Oklahoma State	2/8												
at Texas	2/10												
West Virginia	2/15												
at Oklahoma	2/18												
Kansas	2/22												
Kansas State	2/25												
at TCU	2/29												
Texas Tech	3/2												
at West Virginia	3/7												

MITCHELL'S AUBURN STATS

YEAR	GP-GS	MIN-AVG	FG-A	PCT	3FG-A	PCT	FT-A	PCT	OFF-DEF-TOT	AVG	PF-D	A	TO	B	S	TP	AVG
2017-18 (FR.)	34-0	582-17.1	45-105	.429	15-52	.288	21-31	.677	9-30-39	1.1	73-1	63	38	1	18	126	3.7

MITCHELL'S BAYLOR STATS

YEAR	GP-GS	MIN-AVG	FG-A	PCT	3FG-A	PCT	FT-A	PCT	OFF-DEF-TOT	AVG	PF-D	A	TO	B	S	TP	AVG
2019-20 (RSO.)	15-15	450-30.0	56-124	.452	19-54	.352	21-33	.636	4-33-37	2.5	41-0	47	30	5	21	152	10.1
NCAA CAREER	49-15	1032-21.1	101-229	.441	34-106	.321	42-64	.656	13-63-76	1.6	114-1	110	68	6	39	278	5.7



13 — JACKSON MOFFATT

G/F • 6-6 • 210 • RFR. • SQ
MAGNOLIA, TEXAS (MAGNOLIA HS)

SEASON/CAREER HIGHS

Points: —
FG: —
FGA: — 2 vs. Central Arkansas (11/5/19)
3FG: —
3FGA: — 2 vs. Central Arkansas (11/5/19)
FT: —
FTA: —
Rebounds: — 1 vs. Central Arkansas (11/5/19)
Assists: —
Turnovers: —
Blocks: —
Steals: — 1 vs. Maryland Eastern Shore (12/3/19)
Minutes Played: — 3, three times

MISCELLANEOUS

	19-20	BU RECORD
Double-Figure Points:	—	—
Double-Figure Rebounds:	—	—
Double-Doubles:	—	—
5+ Assists:	—	—
Led team in Points:	—	—
Led team in Rebounds:	—	—
Led team in Blocks:	—	—
Led team in Assists:	—	—


MOFFATT NOTEBOOK

- Redshirt freshman walk-on wing from Magnolia High School, played on practice squad last season
- Has appeared in 4 games this season, totaling 1 rebound and 1 steal in 10 minutes
- Made collegiate debut with 3 minutes off bench in season opener vs. Central Arkansas (11/5)
- Scored 2,066 points during prep career, becoming Magnolia’s all-time leading scorer
- Named 2018 District 20-5A Offensive MVP after averaging 25.5 points and 8.0 rebounds
- 3-time first-team All-District 20-5A honoree and 2-time TABC All-Region selection
- Holds MHS record for single-game scoring with 45-point game

2019-20 GAME-BY-GAME

OPPONENT	DATE	GS	MIN	FG	3FG	FT	OR-DR-TR	PF	A	T	B	S	PTS
Central Arkansas	11/5	3		0-2	0-2	0-0	0-1-1	0	0	0	0	0	0
vs. Washington	11/8			DNP									
Texas State	11/15			DNP									
vs. Ohio	11/21	1		0-0	0-0	0-0	0-0-0	0	0	0	0	0	0
at Coastal Carolina	11/22			DNP									
vs. #17 Villanova	11/24			DNP									
Maryland-Eastern Shore	12/3	3		0-2	0-2	0-0	0-0-0	0	0	0	0	1	0
#12 Arizona	12/7			DNP									
#18 Butler	12/10			DNP									
vs. UT Martin	12/18	3		0-1	0-1	0-0	0-0-0	1	0	0	0	0	0
Jackson State	12/30			DNP									
Texas	1/4			DNP									
at #22 Texas Tech	1/7			DNP									
at #3 Kansas	1/11			DNP									
Iowa State	1/15			DNP									
at Oklahoma State	1/18												
Oklahoma	1/20												
at Florida	1/25												
at Iowa State	1/29												
TCU	2/1												
at Kansas State	2/3												
Oklahoma State	2/8												
at Texas	2/10												
West Virginia	2/15												
at Oklahoma	2/18												
Kansas	2/22												
Kansas State	2/25												
at TCU	2/29												
Texas Tech	3/2												
at West Virginia	3/7												

MOFFATT'S CAREER STATS																	
YEAR	GP-GS	MIN-AVG	FG-A	PCT	3FG-A	PCT	FT-A	PCT	OFF-DEF-TOT	AVG	PF-D	A	TO	B	S	TP	AVG
2019-20 (RFR.)	4-0	10-2.5	0-5	.000	0-5	.000	0-0	.000	0-1-1	0.3	1-0	0	0	0	1	0	0.0
CAREER	4-0	10-2.5	0-5	.000	0-5	.000	0-0	.000	0-1-1	0.3	1-0	0	0	0	1	0	0.0



15 — OBIM OKEKE

G • 6-0 • 225 • SR. • 1L
LAS VEGAS, NEV. (BISHOP GORMAN HS)

SEASON HIGHS

Points: —
 FG: —
 FGA: — 2 vs. UMES (12/3/19); vs. UT Martin (12/18/19)
 3FG: —
 3FGA: — 2 vs. UMES (12/3/19); vs. UT Martin (12/18/19)
 FT: —
 FTA: —
 Rebounds: — 2 vs. Central Arkansas (11/5/19); vs. UMES (12/3/19)
 Assists: — 3 vs. Maryland Eastern Shore (12/3/19)
 Turnovers: — 1 vs. Maryland Eastern Shore (12/3/19)
 Blocks: —
 Steals: — 1 vs. Central Arkansas (11/5/19)
 Minutes Played: — 8 vs. Maryland Eastern Shore (12/3/19)

CAREER HIGHS

Points: — 3, three times
 FG: — 1, five times
 FGA: — 3 vs. Texas Southern (12/14/17); at Texas Tech (2/16/19)
 3FG: — 1, three times
 3FGA: — 2, six times
 FT: —
 FTA: —
 Rebounds: — 2 vs. Savannah State (12/17/17); vs. UMES (12/3/19)
 Assists: — 3 vs. Maryland Eastern Shore (12/3/19)
 Turnovers: — 2 vs. Southern (12/20/17)
 Blocks: —
 Steals: — 1, four times
 Minutes Played: — 10 vs. Kansas State (2/9/19)

MISCELLANEOUS

	19-20	BU RECORD
Double-Figure Points:	—	—
Led team in Points:	—	—
Led team in Rebounds:	—	—
Led team in Assists:	—	—


OKEKE NOTEBOOK

- Senior former walk-on guard, played 3 seasons on Baylor football team before switching to MBB after 2017 FB season
- Has played in 5 games this season, totaling 5 assists, 5 rebounds and 1 steal in 18 minutes
- Came off bench to play 9 games last season, including 2 conference games with 9+ minutes as back-up point guard
- Has appeared in 21 games during BU basketball career, totaling 13 points, 10 rebounds, 8 assists and 4 steals in 71 minutes
- Played career-high 10 minutes vs. K-State (2/9/19), filling in as back-up point guard with Mason and McClure injured
- Made Baylor MBB debut vs. Sam Houston State on Dec. 4, 2017, just 10 days after finishing football season
- Played in 5 football games during 2 seasons of action with Baylor football as running back and kick returner
- Won 5 state titles at Bishop Gorman HS in Las Vegas, 3 in basketball and 2 in football

2019-20 GAME-BY-GAME

OPPONENT	DATE	GS	MIN	FG	3FG	FT	OR-DR-TR	PF	A	T	B	S	PTS
Central Arkansas	11/5		4	0-1	0-1	0-0	0-2-2	0	2	0	0	1	0
vs. Washington	11/8			DNP									
Texas State	11/15			DNP									
vs. Ohio	11/21		1	0-0	0-0	0-0	0-0-0	0	0	0	0	0	0
at Coastal Carolina	11/22			DNP									
vs. #17 Villanova	11/24			DNP									
Maryland-Eastern Shore	12/3		8	0-2	0-2	0-0	0-2-2	1	3	1	0	0	0
#12 Arizona	12/7			DNP									
#18 Butler	12/10			DNP									
vs. UT Martin	12/18		3	0-2	0-0	0-0	0-0-0	1	0	0	0	0	0
Jackson State	12/30		2	0-1	0-0	0-0	0-1-1	0	0	0	0	0	0
Texas	1/4			DNP									
at #22 Texas Tech	1/7			DNP									
at #3 Kansas	1/11			DNP									
Iowa State	1/15			DNP									
at Oklahoma State	1/18												
Oklahoma	1/20												
at Florida	1/25												
at Iowa State	1/29												
TCU	2/1												
at Kansas State	2/3												
Oklahoma State	2/8												
at Texas	2/10												
West Virginia	2/15												
at Oklahoma	2/18												
Kansas	2/22												
Kansas State	2/25												
at TCU	2/29												
Texas Tech	3/2												
at West Virginia	3/7												

OKEKE'S CAREER STATS																	
YEAR	GP-GS	MIN-AVG	FG-A	PCT	3FG-A	PCT	FT-A	PCT	OFF-DEF-TOT	AVG	PF-D	A	TO	B	S	TP	AVG
2017-18 (SO.)	7-0	21-3.0	1-8	.125	1-7	.143	0-0	.000	1-1-2	0.3	1-0	3	3	0	1	3	0.4
2018-19 (JR.)	9-0	32-3.6	4-11	.364	2-9	.222	0-0	.000	1-2-3	0.3	7-0	0	2	0	2	10	1.1
2019-20 (SR.)	5-0	18-3.6	0-6	.000	0-5	.000	0-0	.000	0-5-5	1.0	2-0	5	1	0	1	0	0.0
CAREER	21-0	71-3.4	5-25	.200	3-21	.143	0-0	.000	2-8-10	0.5	10-0	8	6	0	4	13	0.6



31 – MACIO TEAGUE

G • 6-3 • 195 • R.J.R. • SO
CINCINNATI, OHIO (UNC ASHEVILLE)

SEASON HIGHS

Points: – 21 at Coastal Carolina (11/22/19); vs. Texas (1/4/20)
 FG: – 7 vs. Central Arkansas (11/5/19)
 FGA: – 16 vs. Texas (1/4/20)
 3FG: – 4 vs. Central Arkansas (11/5/19); vs. Villanova (11/24/19)
 3FGA: – 10 at Coastal Carolina (11/22/19)
 FT: – 9 vs. Arizona (12/7/19); vs. Texas (1/4/20)
 FTA: – 10 vs. Arizona (12/7/19)
 Rebounds: – 10 vs. Central Arkansas (11/5/19)
 Assists: – 5, three times
 Turnovers: – 4 vs. Arizona (12/7/19); vs. Jackson State (12/30/19)
 Blocks: – 1, three times
 Steals: – 3 vs. Texas State (11/15/19)
 Minutes Played: – 37 vs. Texas (1/4/20)

CAREER HIGHS

Points: – 36 at Campbell (2/1/18)*
 FG: – 14 at Campbell (2/1/18)*
 FGA: – 24 vs. USC (3/13/18)*
 3FG: – 7 at Campbell (2/1/18)*
 3FGA: – 15 at Campbell (2/1/18)*
 FT: – 12 at Charleston Southern (11/14/17)*
 FTA: – 14 vs. High Point (1/27/18)*
 Rebounds: – 11 at UNC Greensboro (12/19/17)*
 Assists: – 8 vs. Wofford (11/26/17)*
 Turnovers: – 8 at Rhode Island (11/10/17)*
 Blocks: – 1, 14 times (11 at UNCA, 3 at BU)
 Steals: – 5 at Coastal Carolina (12/3/16)*
 Minutes Played: – 49 vs. USC (3/13/18)*

* - while at UNC Asheville

MISCELLANEOUS

	19-20	BU RECORD
Double-Figure Points:	12	12-0
Double-Figure Rebounds:	1	1-0
Double-Doubles:	1	1-0
20+ Points:	2	2-0
5+ Assists:	3	2-1
Led team in Points:	4	4-0
Led team in Rebounds:	2	2-0
Led team in Blocks:	–	–
Led team in Assists:	3	2-1

TEAGUE NOTEBOOK

- Redshirt junior guard, sat out last season as transfer from UNC Asheville; played on practice squad
- Made at least one 3-pointer in 38 of last 40 games played, including 31 games with 2+ 3FGs
- Played in all 82 career games (81 starts) during 3-season collegiate career (2017-18 at UNCA, 2020 at BU)
- Named Big 12 co-Newcomer of the Week (1/13/20) after leading Bears to wins at No. 22 Texas Tech and at No. 3 Kansas
- Scored game-high 21 points and added 6 rebounds in first Big 12 game vs. Texas (1/4/20)
- Led team with 19 points, including 9-of-10 at FT line, in win over No. 12 Arizona (12/7/19)
- Had 4th career double-double with 18 points and 10 rebounds in Baylor debut vs. Central Arkansas (11/5/19)
- Has 7 career games with 6+ made 3FGs, 11 games with 5+ made 3FGs and 35 games with 3+ made 3FGs
- Scored in double-figures in 12 of 15 games this season and in 66 of 82 games during collegiate career
- Earned Myrtle Beach Invitational All-Tournament honors after leading Bears with 18.7 points per game (17+ points all 3 games)
- Career .421 3-point shooter, averaging 2.4 made 3s per games (198-of-470 over 82 games)
- Two-time first-team All-Big South honoree at UNC Asheville, 3x Big South Player of the Week
- Scored 1,078 points over 2 seasons at UNCA, 4th player in Big South history to reach 1k as soph.
- Played all 68 games (67 starts) at UNCA, scored in double-figures 54 times, had 20 games with 20+ pts
- Made nearly 3 treys per game (2.85) as sophomore at UNC Asheville in 2017-18

2019-20 GAME-BY-GAME

OPPONENT	DATE	GS	MIN	FG	3FG	FT	OR-DR-TR	PF	A	T	B	S	PTS
Central Arkansas	11/5	*	29	7-12	4-6	0-0	1-9-10	2	3	3	0	1	18
vs. Washington	11/8	*	30	3-8	1-6	1-2	1-4-5	1	5	3	0	1	8
Texas State	11/15	*	34	5-13	2-6	0-0	1-1-2	0	5	2	0	3	12
vs. Ohio	11/21	*	30	5-11	3-5	4-5	2-2-4	3	0	2	0	1	17
at Coastal Carolina	11/22	*	34	6-14	3-10	6-6	0-2-2	1	2	0	0	0	21
vs. #17 Villanova	11/24	*	32	5-9	4-6	4-4	0-3-3	1	1	0	0	0	18
Maryland-Eastern Shore	12/3	*	27	3-9	1-6	3-4	1-6-7	0	5	1	0	1	10
#12 Arizona	12/7	*	31	4-12	2-8	9-10	5-2-7	0	1	4	1	2	19
#18 Butler	12/10	*	31	3-12	1-8	3-4	1-3-4	0	2	2	0	0	10
vs. UT Martin	12/18	*	28	5-10	2-5	0-1	0-3-3	1	2	0	0	1	12
Jackson State	12/30	*	27	5-11	3-6	3-5	1-4-5	1	2	4	0	2	16
Texas	1/4	*	37	5-16	2-7	9-9	0-6-6	1	1	1	1	1	21
at #22 Texas Tech	1/7	*	35	2-4	0-2	3-4	0-2-2	1	1	0	0	0	7
at #3 Kansas	1/11	*	35	6-10	3-5	1-1	2-5-7	2	3	0	0	0	16
Iowa State	1/15	*	32	0-7	0-2	2-2	2-6-8	1	1	2	1	1	2
at Oklahoma State	1/18												
Oklahoma	1/20												
at Florida	1/25												
at Iowa State	1/29												
TCU	2/1												
at Kansas State	2/3												
Oklahoma State	2/8												
at Texas	2/10												
West Virginia	2/15												
at Oklahoma	2/18												
Kansas	2/22												
Kansas State	2/25												
at TCU	2/29												
Texas Tech	3/2												
at West Virginia	3/7												

TEAGUE'S UNC ASHEVILLE STATS

YEAR	GP-GS	MIN-AVG	FG-A	PCT	3FG-A	PCT	FT-A	PCT	OFF-DEF-TOT	AVG	PF-D	A	TO	B	S	TP	AVG
2016-17 (FR.)	33-32	1124-34.1	169-361	.468	70-154	.455	101-114	.886	18-133-151	4.6	46-0	90	31	7	36	509	15.4
2017-18 (SO.)	34-34	1200-35.3	181-433	.418	97-228	.425	110-127	.866	17-132-149	4.4	57-0	85	70	4	54	569	16.7
CAREER	67-66	2324-34.7	350-794	.441	167-382	.437	211-241	.876	35-265-300	4.5	103-0	175	101	11	90	1078	16.1

TEAGUE'S BAYLOR STATS

YEAR	GP-GS	MIN-AVG	FG-A	PCT	3FG-A	PCT	FT-A	PCT	OFF-DEF-TOT	AVG	PF-D	A	TO	B	S	TP	AVG
2019-20 (RJR.)	15-15	472-31.5	64-158	.405	31-88	.352	48-57	.842	17-58-75	5.0	15-0	34	24	3	14	207	13.8
NCAA CAREER	82-81	2796-34.1	414-952	.435	198-470	.421	259-298	.869	52-323-375	4.6	118-0	209	125	14	104	1285	15.7



0 — FLO THAMBA

F • 6-10 • 240 • SO. • 1L
KINSHASA, CONGO (MOUNTAIN MISSION SCHOOL)

SEASON HIGHS

Points: – 11 vs. UT Martin (12/18/19)
FG: – 4 vs. UT Martin (12/18/19)
FGA: – 4, three times
3FG: –
3FGA: –
FT: – 3 vs. Texas State (11/15/19); vs. UT Martin (12/18/19)
FTA: – 6 vs. UT Martin (12/18/19)
Rebounds: – 8 vs. UT Martin (12/18/19)
Assists: – 2 vs. Central Arkansas (11/5/19)
Turnovers: – 1, four times
Blocks: – 4 vs. UT Martin (12/18/19)
Steals: –
Minutes Played: – 21 vs. UT Martin (12/18/19)

CAREER HIGHS

Points: – 11 vs. UT Martin (12/18/19)
FG: – 4 vs. UT Martin (12/18/19)
FGA: – 5 vs. Kansas (1/12/19)
3FG: –
3FGA: –
FT: – 3, four times
FTA: – 6 vs. UT Martin (12/18/19)
Rebounds: – 8 vs. UT Martin (12/18/19)
Assists: – 3 vs. TCU (2/2/19)
Turnovers: – 2, seven times
Blocks: – 4 vs. UT Martin (12/18/19)
Steals: – 1, six times
Minutes Played: – 21, three times

MISCELLANEOUS

	19-20	CAREER	BU RECORD
Double-Figure Points:	1	1	1-0
Double-Figure Rebounds:	–	–	–
Double-Doubles:	–	–	–
2+ Blocks:	1	7	6-1
Led team in Points:	–	–	–
Led team in Rebounds:	1	1	1-0
Led team in Blocks:	2	7	5-2
Led team in Bench Points:	2	2	2-0


THAMBA NOTEBOOK

- Sophomore big man with 7-foot-6 wingspan, originally from Kinshasa, Democratic Republic of the Congo
- Played off bench in 12 of 15 games this season, totaling 35 points, 35 rebounds and 9 blocks in 118 minutes
- Recorded career-highs with 11 points (4-4 FGs), 8 rebounds, 4 blocks and 21 minutes vs. UT Martin (12/18/19)
- Came off bench in 33 of 34 games as freshman in 2018-19, including 15 games with double-digit minutes
- Had season-highs of 6 rebounds, 3 assists and 2 blocks in just 14 minutes vs. TCU (2/2/19)
- Born in Congo, lived in England, France and South Africa, emigrated to United States in 2014
- Averaged 14.0 points, 10.0 rebounds and 1.5 blocks as senior at Mountain Mission School in Grundy, Va.
- Late addition to 2018 signing class, ranked No. 243 overall and No. 34 center by 247Sports

2019-20 GAME-BY-GAME

OPPONENT	DATE	GS	MIN	FG	3FG	FT	OR-DR-TR	PF	A	T	B	S	PTS
Central Arkansas	11/5		11	2-2	0-0	0-1	3-2-5	2	2	1	1	0	4
vs. Washington	11/8			DNP									
Texas State	11/15		10	1-2	0-0	3-4	1-1-2	2	0	0	0	0	5
vs. Ohio	11/21		8	0-0	0-0	0-0	0-2-2	2	0	0	0	0	0
at Coastal Carolina	11/22		4	0-0	0-0	0-0	0-0-0	1	0	0	0	0	0
vs. #17 Villanova	11/24			DNP									
Maryland-Eastern Shore	12/3		17	2-2	0-0	2-3	0-4-4	4	0	1	1	0	6
#12 Arizona	12/7		13	1-4	0-0	2-2	2-2-4	4	0	1	1	0	4
#18 Butler	12/10		9	1-2	0-0	0-2	1-1-2	2	0	0	1	0	2
vs. UT Martin	12/18		21	4-4	0-0	3-6	0-8-8	4	0	1	4	0	11
Jackson State	12/30		12	0-4	0-0	2-4	1-3-4	1	0	0	0	0	2
Texas	1/4		5	0-1	0-0	0-0	1-2-3	0	0	0	1	0	0
at #22 Texas Tech	1/7			DNP									
at #3 Kansas	1/11		4	0-0	0-0	0-0	0-0-0	0	0	0	0	0	0
Iowa State	1/15		4	0-0	0-0	1-2	1-0-1	0	0	0	0	0	1
at Oklahoma State	1/18												
Oklahoma	1/20												
at Florida	1/25												
at Iowa State	1/29												
TCU	2/1												
at Kansas State	2/3												
Oklahoma State	2/8												
at Texas	2/10												
West Virginia	2/15												
at Oklahoma	2/18												
Kansas	2/22												
Kansas State	2/25												
at TCU	2/29												
Texas Tech	3/2												
at West Virginia	3/7												

THAMBA'S CAREER STATS																	
YEAR	GP-GS	MIN-AVG	FG-A	PCT	3FG-A	PCT	FT-A	PCT	OFF-DEF-TOT	AVG	PF-D	A	TO	B	S	TP	AVG
2018-19 (FR.)	33-0	331-10.0	21-39	.538	0-0	.000	16-30	.533	31-41-72	2.2	57-1	11	24	21	6	58	1.8
2019-20 (SO.)	12-0	118-9.8	11-21	.524	0-0	.000	13-24	.542	10-25-35	2.9	22-0	2	4	9	0	35	2.9
CAREER	45-0	449-10.0	32-60	.533	0-0	.000	29-54	.537	41-66-107	2.4	79-1	13	28	30	6	93	2.1



11 – MARK VITAL

G/F • 6-5 • 230 • R/JR. • 2L

LAKE CHARLES, LA. (ADVANCED PREP INT'L (TEXAS))

SEASON HIGHS

Points: – 11 vs. UT Martin (12/18/19); vs. Iowa State (1/15/20)
FG: – 5, three times
FGA: – 10 vs. Washington (11/8/19)
3FG: – 1 vs. Texas State (11/15/19); vs. Butler (12/10/19)
3FGA: – 4 vs. Jackson State (12/30/19)
FT: – 4 at Texas Tech (1/7/20)
FTA: – 8 at Texas Tech (1/7/20)
Rebounds: – 13 at Texas Tech (1/7/20)
Assists: – 4 at Kansas (1/11/20)
Turnovers: – 3 vs. Jackson State (12/30/19)
Blocks: – 3 vs. Butler (12/10/19)
Steals: – 4 vs. Jackson State (12/30/19)
Minutes Played: – 38 at Kansas (1/11/20)

CAREER HIGHS

Points: – 17 vs. Gonzaga (3/23/19)
FG: – 7 vs. Gonzaga (3/23/19)
FGA: – 13 vs. Kansas (1/12/19)
3FG: – 1, seven times
3FGA: – 4 vs. Jackson State (12/30/19)
FT: – 7 vs. Texas (2/27/19)
FTA: – 10 vs. Prairie View A&M (11/12/18); vs. Nicholls (11/16/18)
Rebounds: – 17 at Arizona (12/15/18)
Assists: – 8 vs. Oklahoma State (1/15/18)
Turnovers: – 7 vs. Kansas (2/10/18)
Blocks: – 3, five times
Steals: – 5 vs. SFA (12/18/18)
Minutes Played: – 41 vs. Texas (2/27/19)

MISCELLANEOUS

	19-20	CAREER	BU RECORD
Double-Figure Points:	4	23	13-10
Double-Figure Rebounds:	1	10	8-2
Double-Doubles:	–	2	2-0
5+ Assists:	–	7	6-1
2+ Blocks	4	18	13-5
Led team in Points:	–	3	0-3
Led team in Rebounds:	2	28	19-9
Led team in Assists:	3	16	10-6
Led team in Blocks:	4	19	12-7
Led team in Bench Points:	2	8	7-1

VITAL NOTEBOOK

- High-flying redshirt junior guard/forward from Lake Charles, La., sat out 2016-17 season before debuting in 2017-18
- Named 2019 All-Big 12 honorable mention and selected to Big 12 All-Defensive Team by league's coaches
- Has appeared in team-high 73 consecutive games, only game missed during career was vs. NCAA team Randall (12/9/17)
- Came off bench 6 times this season and started 9 games when Tristan Clark was limited/out
- Recorded a steal in each of last 14 games; ranks 3rd in Big 12 and 41st nationally with 2.1 steals per game
- Started all 34 games last season (11 at 5-spot, 21 at 4-spot, 2 at 3-spot); has started 60 of team's last 70 games
- Shooting 59% at foul line (58-99) over last 31 games after shooting 46% (73-158) over first 50 collegiate games
- Has scored in double-figures 23 times during BU career, has 10 games with double-digit rebounds and 2 double-doubles
- Tied career-high with 3 blocks, including potential go-ahead layup with 1.5 seconds left in win over No. 18 Butler (12/10/19)
- Had career-high 17 points with 8 rebounds in 29 minutes of NCAA Tournament 2nd Round vs. Gonzaga (3/23/19)
- Went perfect 7-for-7 at foul line and posted 13 points, 8 rebounds and 3 assists in 84-83 OT win vs. Texas (2/27/17)
- Posted 2nd career double-double with career-high 15 points, 14 rebounds, 2 assists and 2 blocks in win vs. West Virginia (2/23/19)
- Had career-high 17 rebounds (9 offensive) in win at Arizona (12/15/18), out-rebounding all 9 Arizona players combined (14 rebounds)
- Career-first double-double with 11 points, 11 rebounds and 5 assists in 29 minutes vs. Nicholls State (11/16/18)
- Played in every game vs. NCAA opponents during Baylor career (lone missed game was vs. Randall in 2017-18)
- Nicknamed "Baby Rico" after former Baylor All-American power forward and fellow Louisianan Rico Gatherers
- Committed to Baylor in September 2013, more than two years before signing day

2019-20 GAME-BY-GAME

OPPONENT	DATE	GS	MIN	FG	3FG	FT	OR-DR-TR	PF	A	T	B	S	PTS
Central Arkansas	11/5		19	2-7	0-1	2-4	1-4-5	4	1	1	0	0	6
vs. Washington	11/8		23	3-10	0-0	2-2	2-1-3	3	1	0	1	1	8
Texas State	11/15	*	26	3-8	1-3	3-4	4-1-5	1	1	1	2	2	10
vs. Ohio	11/21		23	3-5	0-0	3-6	4-2-6	0	0	1	2	2	9
at Coastal Carolina	11/22		27	5-7	0-1	0-1	5-4-9	2	2	1	1	3	10
vs. #17 Villanova	11/24		26	0-0	0-0	2-2	1-3-4	4	3	2	0	1	2
Maryland-Eastern Shore	12/3	*	27	3-8	0-2	0-3	3-3-6	2	1	2	1	3	6
#12 Arizona	12/7		14	0-1	0-0	0-0	1-6-7	5	3	1	0	2	0
#18 Butler	12/10	*	31	3-7	1-1	0-1	3-2-5	2	2	1	3	1	7
vs. UT Martin	12/18	*	24	5-6	0-0	1-2	2-0-2	2	2	1	1	2	11
Jackson State	12/30	*	27	3-8	0-4	0-2	1-5-6	1	3	3	0	4	6
Texas	1/4	*	26	2-8	0-1	0-1	6-1-7	1	0	1	2	2	4
at #22 Texas Tech	1/7	*	30	2-3	0-0	4-8	4-9-13	3	1	1	0	3	8
at #3 Kansas	1/11	*	38	1-7	0-1	2-2	1-5-6	3	4	0	0	3	4
Iowa State	1/15	*	31	5-9	0-2	1-5	3-4-7	3	1	2	0	2	11
at Oklahoma State	1/18												
Oklahoma	1/20												
at Florida	1/25												
at Iowa State	1/29												
TCU	2/1												
at Kansas State	2/3												
Oklahoma State	2/8												
at Texas	2/10												
West Virginia	2/15												
at Oklahoma	2/18												
Kansas	2/22												
Kansas State	2/25												
at TCU	2/29												
Texas Tech	3/2												
at West Virginia	3/7												

VITAL'S CAREER STATS

YEAR	GP-GS	MIN-AVG	FG-A	PCT	3FG-A	PCT	FT-A	PCT	OFF-DEF-TOT	AVG	PF-D	A	TO	B	S	TP	AVG
2016-17 (FR.)		-redshirt-															
2017-18 (RFR.)	33-18	786-23.8	87-181	.481	1-10	.100	47-93	.505	75-109-184	5.6	73-0	71	68	21	26	222	6.7
2018-19 (RSO.)	34-34	943-27.7	89-192	.464	4-22	.182	64-121	.529	121-124-245	7.2	99-4	68	61	31	35	246	7.2
2019-20 (RJR.)	15-9	392-26.1	40-94	.426	2-16	.125	20-43	.465	41-50-91	6.1	36-1	25	18	13	31	102	6.8
CAREER	82-61	2121-25.9	216-467	.463	7-48	.146	131-257	.510	237-283-520	6.3	208-5	164	147	65	92	570	7.0

2019-20 SEASON STATISTICS



THE STAT CREW SYSTEM
 Baylor Combined Team Statistics (as of Jan 15, 2020)
 All games



BIG 12 CONFERENCE

RECORD:	OVERALL	HOME	AWAY	NEUTRAL
ALL GAMES	14-1	8-0	3-0	3-1
CONFERENCE	4-0	2-0	2-0	0-0
NON-CONFERENCE	10-1	6-0	1-0	3-1

#	Player	gp-gs	min	avg	Total		3-Point		F-Throw		Rebounds				pf	dq	a	to	blk	stl	pts	avg	
					fg-fga	fg%	3fg-fga	3fg%	ft-fga	ft%	off	def	tot	avg									
12	Butler, Jared	15-15	438	29.2	86-194	.443	41-101	.406	40-45	.889	7	36	43	2.9	34	1	46	36	3	23	253	16.9	
31	Teague, MaCio	15-15	472	31.5	64-158	.405	31-88	.352	48-57	.842	17	58	75	5.0	15	0	34	24	3	14	207	13.8	
45	Mitchell, Davion	15-15	450	30.0	56-124	.452	19-54	.352	21-33	.636	4	33	37	2.5	41	0	47	30	5	21	152	10.1	
33	Gillespie, Freddie	15-15	410	27.3	55-98	.561	0-0	.000	30-43	.698	63	76	139	9.3	32	0	9	10	33	17	140	9.3	
02	Bandoo, Devonte	15-0	366	24.4	41-103	.398	17-44	.386	8-13	.615	15	47	62	4.1	15	0	21	24	1	8	107	7.1	
11	Vital, Mark	15-9	392	26.1	40-94	.426	2-16	.125	20-43	.465	41	50	91	6.1	36	1	25	18	13	31	102	6.8	
24	Mayer, Matthew	15-0	162	10.8	24-60	.400	9-20	.450	3-8	.375	12	13	25	1.7	19	0	13	12	1	8	60	4.0	
25	Clark, Tristan	11-6	164	14.9	18-50	.360	0-2	.000	8-11	.727	7	20	27	2.5	28	0	6	15	3	3	44	4.0	
00	Thamba, Flo	12-0	118	9.8	11-21	.524	0-0	.000	13-24	.542	10	25	35	2.9	22	0	2	4	9	0	35	2.9	
13	Moffatt, Jackson	4-0	10	2.5	0-5	.000	0-5	.000	0-0	.000	0	1	1	0.3	1	0	0	0	0	1	0	0.0	
15	Okeke, Obim	5-0	18	3.6	0-6	.000	0-5	.000	0-0	.000	0	5	5	1.0	2	0	5	1	0	1	0	0.0	
Team											30	16	46										
Total.....		15	3000		395-913	.433	119-335	.355	191-277	.690	206	380	586	39.1	245	2	208	181	71	127	1100	73.3	
Opponents.....		15	3000		315-829	.380	86-284	.303	153-234	.654	149	342	491	32.7	267	7	168	235	80	84	869	57.9	

TEAM STATISTICS

	BU	OPP
SCORING	1100	869
Points per game	73.3	57.9
Scoring margin	+15.4	-
FIELD GOALS-ATT	395-913	315-829
Field goal pct	.433	.380
3 POINT FG-ATT	119-335	86-284
3-point FG pct	.355	.303
3-pt FG made per game	7.9	5.7
FREE THROWS-ATT	191-277	153-234
Free throw pct	.690	.654
F-Throws made per game	12.7	10.2
REBOUNDS	586	491
Rebounds per game	39.1	32.7
Rebounding margin	+6.3	-
ASSISTS	208	168
Assists per game	13.9	11.2
TURNOVERS	181	235
Turnovers per game	12.1	15.7
Turnover margin	+3.6	-
Assist/turnover ratio	1.1	0.7
STEALS	127	84
Steals per game	8.5	5.6
BLOCKS	71	80
Blocks per game	4.7	5.3
ATTENDANCE	59118	40705
Home games-Avg/Game	8-7390	3-11106
Neutral site-Avg/Game	-	4-1846

Date	Opponent		Score	Att.
11/05/19	CENTRAL ARKANSAS	w	105-61	8805
11/08/19	vs Washington	L	64-67	5117
11/15/19	TEXAS ST.	w	72-63	7640
11/21/19	vs Ohio	w	76-53	2269
11/22/19	at Coastal Carolina	w	77-65	1921
11/24/19	vs Villanova	w	87-78	0
12/03/19	UMES	w	78-46	6195
12/07/19	ARIZONA	w	63-58	7872
12/10/19	BUTLER	w	53-52	7270
12/18/19	vs UT Martin	w	91-63	0
12/30/19	JACKSON ST.	w	83-57	6773
* 01/04/20	TEXAS	w	59-44	6063
* 01/07/20	at Texas Tech	w	57-52	15098
* 01/11/20	at Kansas	w	67-55	16300
* 01/15/20	IOWA ST.	w	68-55	8500

* = Conference game

Score by Periods	1st	2nd	Totals
Baylor	542	558	1100
Opponents	402	467	869

2019-20 BIG 12 STATISTICS



THE STAT CREW SYSTEM
 Baylor Combined Team Statistics (as of Jan 15, 2020)
 Conference games only



BIG 12 CONFERENCE

RECORD:	OVERALL	HOME	AWAY	NEUTRAL
ALL GAMES	4-0	2-0	2-0	0-0
CONFERENCE	4-0	2-0	2-0	0-0
NON-CONFERENCE	0-0	0-0	0-0	0-0

#	Player	gp-gs	min	avg	Total		3-Point		F-Throw		Rebounds				pf	dq	a	to	blk	stl	pts	avg
					fg-fga	fg%	3fg-fga	3fg%	ft-fa	ft%	off	def	tot	avg								
12	Butler, Jared	4-4	116	29.0	22-57	.386	7-24	.292	8-10	.800	4	10	14	3.5	11	0	10	11	1	5	59	14.8
31	Teague, MaCio	4-4	139	34.8	13-37	.351	5-16	.313	15-16	.938	4	19	23	5.8	5	0	6	3	2	2	46	11.5
45	Mitchell, Davion	4-4	125	31.3	17-36	.472	7-14	.500	3-3	1.000	1	13	14	3.5	11	0	10	10	1	3	44	11.0
33	Gillespie, Freddie	4-4	117	29.3	18-33	.545	0-0	.000	5-9	.556	20	18	38	9.5	10	0	0	0	9	2	41	10.3
11	Vital, Mark	4-4	125	31.3	10-27	.370	0-4	.000	7-16	.438	14	19	33	8.3	10	0	6	4	2	10	27	6.8
02	Bandoo, Devonte	4-0	83	20.8	6-24	.250	1-6	.167	1-4	.250	3	10	13	3.3	5	0	1	6	0	1	14	3.5
24	Mayer, Matthew	4-0	51	12.8	5-15	.333	2-5	.400	0-0	.000	1	5	6	1.5	4	0	5	5	0	3	12	3.0
25	Clark, Tristan	4-0	31	7.8	3-7	.429	0-0	.000	1-2	.500	2	2	4	1.0	10	0	0	3	0	0	7	1.8
00	Thamba, Flo	3-0	13	4.3	0-1	.000	0-0	.000	1-2	.500	2	2	4	1.3	0	0	0	0	1	0	1	0.3
Team											9	10	19					3				
Total.....		4	800		94-237	.397	22-69	.319	41-62	.661	60	108	168	42.0	66	0	38	45	16	26	251	62.8
Opponents.....		4	800		81-215	.377	20-77	.260	24-47	.511	36	91	127	31.8	65	2	48	50	27	18	206	51.5

TEAM STATISTICS	BU	OPP	Date	Opponent	Score	Att.
SCORING	251	206	* 01/04/20	TEXAS	w 59-44	6063
Points per game	62.8	51.5	* 01/07/20	at Texas Tech	w 57-52	15098
Scoring margin	+11.3	-	* 01/11/20	at Kansas	w 67-55	16300
FIELD GOALS-ATT	94-237	81-215	* 01/15/20	IOWA ST.	w 68-55	8500
Field goal pct	.397	.377	* = Conference game			
3 POINT FG-ATT	22-69	20-77				
3-point FG pct	.319	.260				
3-pt FG made per game	5.5	5.0				
FREE THROWS-ATT	41-62	24-47				
Free throw pct	.661	.511				
F-Throws made per game	10.3	6.0				
REBOUNDS	168	127				
Rebounds per game	42.0	31.8				
Rebounding margin	+10.3	-				
ASSISTS	38	48				
Assists per game	9.5	12.0				
TURNOVERS	45	50				
Turnovers per game	11.3	12.5				
Turnover margin	+1.3	-				
Assist/turnover ratio	0.8	1.0				
STEALS	26	18				
Steals per game	6.5	4.5				
BLOCKS	16	27				
Blocks per game	4.0	6.8				
ATTENDANCE	14563	31398				
Home games-Avg/Game	2-7282	2-15699				
Neutral site-Avg/Game	-	0-0				

Score by Periods	1st	2nd	Totals
Baylor	124	127	251
Opponents	90	116	206

2019-20 TEAM GAME-BY-GAME**TEAM STATISTICS**

Opponent	Date	Score	Total		3-Pointers		Free throws		Rebounds				pf	a	t/o	blk	stl	pts	avg	
			fg-fga	pct	3fg-fga	pct	ft-fa	pct	off	def	tot	avg								
CENTRAL ARKANSAS	11/05/19	105-61	W	40-71	.563	18-33	.545	7-14	.500	13	38	51	51.0	20	25	14	2	6	105	105.0
vs Washington	11/08/19	64-67	L	23-65	.354	8-21	.381	10-12	.833	12	22	34	42.5	16	19	16	4	7	64	84.5
TEXAS ST.	11/15/19	72-63	W	25-61	.410	6-23	.261	16-24	.667	16	18	34	39.7	10	12	12	7	15	72	80.3
vs Ohio	11/21/19	76-53	W	25-59	.424	4-15	.267	22-28	.786	17	25	42	40.2	15	10	10	5	11	76	79.2
at Coastal Carolina	11/22/19	77-65	W	26-54	.481	9-27	.333	16-20	.800	11	15	26	37.4	18	16	13	1	9	77	78.8
vs Villanova	11/24/19	87-78	W	31-59	.525	11-19	.579	14-18	.778	11	17	28	35.8	19	10	5	3	6	87	80.2
UMES	12/03/19	78-46	W	27-67	.403	11-31	.355	13-22	.591	16	36	52	38.1	14	18	12	7	11	78	79.9
ARIZONA	12/07/19	63-58	W	17-56	.304	6-24	.250	23-28	.821	13	27	40	38.4	22	12	16	9	9	63	77.8
BUTLER	12/10/19	53-52	W	21-60	.350	6-27	.222	5-11	.455	13	21	34	37.9	14	11	11	7	4	53	75.0
vs UT Martin	12/18/19	91-63	W	39-70	.557	8-25	.320	5-10	.500	13	25	38	37.9	17	21	12	7	13	91	76.6
JACKSON ST.	12/30/19	83-57	W	27-54	.500	10-21	.476	19-28	.679	11	28	39	38.0	14	16	15	3	10	83	77.2
TEXAS	01/04/20	59-44	W	20-64	.313	5-17	.294	14-16	.875	19	29	48	38.8	16	6	8	8	5	59	75.7
at Texas Tech	01/07/20	57-52	W	22-51	.431	4-13	.308	9-17	.529	17	27	44	39.2	21	6	20	2	6	57	74.2
at Kansas	01/11/20	67-55	W	27-60	.450	8-19	.421	5-7	.714	7	24	31	38.6	16	13	5	2	9	67	73.7
IOWA ST.	01/15/20	68-55	W	25-62	.403	5-20	.250	13-22	.591	17	28	45	39.1	13	13	12	4	6	68	73.3
Baylor		1100		395-913	.433	119-335	.355	191-277	.690	206	380	586	39.1	245	208	181	71	127	1100	73.3
Opponents		869		315-829	.380	86-284	.303	153-234	.654	149	342	491	32.7	267	168	235	80	84	869	57.9

Games played: 15

Points/game: 73.3

FG Pct: 43.3

3FG Pct: 35.5

FT Pct: 69.0

Rebounds/game: 39.1

Assists/game: 13.9

Turnovers/game: 12.1

Assist/turnover ratio: 1.1

Steals/game: 8.5

Blocks/game: 4.7

2019-20 OPPONENT GAME-BY-GAME**OPPONENT STATISTICS**

Opponent	Date	Score	Total		3-Pointers		Free throws		Rebounds				pf	a	t/o	blk	stl	pts	avg	
			fg-fga	pct	3fg-fga	pct	ft-fa	pct	off	def	tot	avg								
CENTRAL ARKANSAS	11/05/19	105-61	W	22-61	.361	4-23	.174	13-24	.542	8	22	30	30.0	19	11	15	6	5	61	61.0
vs Washington	11/08/19	64-67	L	24-53	.453	7-15	.467	12-17	.706	5	29	34	32.0	15	17	20	11	8	67	64.0
TEXAS ST.	11/15/19	72-63	W	26-61	.426	6-17	.353	5-7	.714	9	22	31	31.7	17	11	18	6	8	63	63.7
vs Ohio	11/21/19	76-53	W	19-53	.358	9-29	.310	6-12	.500	11	21	32	31.8	20	12	19	2	7	53	61.0
at Coastal Carolina	11/22/19	77-65	W	23-45	.511	9-14	.643	10-15	.667	9	20	29	31.2	21	14	22	3	4	65	61.8
vs Villanova	11/24/19	87-78	W	28-54	.519	8-25	.320	14-19	.737	12	19	31	31.2	17	16	12	4	3	78	64.5
UMES	12/03/19	78-46	W	17-64	.266	5-19	.263	7-11	.636	9	26	35	31.7	19	8	15	4	7	46	61.9
ARIZONA	12/07/19	63-58	W	14-52	.269	2-18	.111	28-34	.824	10	23	33	31.9	23	7	16	6	9	58	61.4
BUTLER	12/10/19	53-52	W	20-51	.392	5-15	.333	7-10	.700	7	26	33	32.0	16	9	11	5	4	52	60.3
vs UT Martin	12/18/19	91-63	W	21-60	.350	6-19	.316	15-21	.714	19	21	40	32.8	13	7	19	4	4	63	60.6
JACKSON ST.	12/30/19	83-57	W	20-60	.333	5-13	.385	12-17	.706	14	22	36	33.1	22	8	18	2	7	57	60.3
TEXAS	01/04/20	59-44	W	18-52	.346	3-16	.188	5-15	.333	9	26	35	33.2	17	9	11	4	2	44	58.9
at Texas Tech	01/07/20	57-52	W	20-54	.370	7-23	.304	5-12	.417	10	15	25	32.6	18	13	13	7	8	52	58.4
at Kansas	01/11/20	67-55	W	20-51	.392	4-15	.267	11-14	.786	9	25	34	32.7	10	9	14	10	3	55	58.1
IOWA ST.	01/15/20	68-55	W	23-58	.397	6-23	.261	3-6	.500	8	25	33	32.7	20	17	12	6	5	55	57.9
Opponents		869		315-829	.380	86-284	.303	153-234	.654	149	342	491	32.7	267	168	235	80	84	869	57.9
Baylor		1100		395-913	.433	119-335	.355	191-277	.690	206	380	586	39.1	245	208	181	71	127	1100	73.3

Games played: 15

Points/game: 57.9

FG Pct: 38.0

3FG Pct: 30.3

FT Pct: 65.4

Rebounds/game: 32.7

Assists/game: 11.2

Turnovers/game: 15.7

Assist/turnover ratio: 0.7

Steals/game: 5.6

Blocks/game: 5.3

GAME 16 – at OKLAHOMA STATE

2019-20 BAYLOR BASKETBALL GAME NOTES

GAME 1 – #18 BAYLOR 107, CENTRAL ARKANSAS 61

GAME 2 – WASHINGTON 67, #18 BAYLOR 64



Official Basketball Box Score -- Game Totals -- Final Statistics
Central Arkansas vs Baylor
11/05/19 11:00 a.m. at Ferrell Center (Waco, Texas)



Central Arkansas 61 • 0-1

#	Player	Total			3-Ptr			Rebounds			PF	TP	A	TO	Blk	Stl	Min
		FG-FGA	FG-FGA	FT-FTA	FG-FGA	FG-FGA	FT-FTA	Off	Def	Tot							
00	Shittu, SK	1-5	0-1	0-2	1	2	3	4	2	0	0	0	0	1	12		
15	Koval, Hayden	3-8	1-3	5-7	0	3	3	2	12	3	0	3	1	1	34		
01	Bergersen, Rylan	7-14	1-5	2-3	1	5	6	1	17	2	2	0	0	0	31		
13	Kayouloud, Eddy	5-10	0-1	3-3	1	1	2	2	13	1	4	0	1	1	31		
55	Jones, DeAndre	3-7	1-4	2-3	0	0	0	4	9	2	4	0	0	0	22		
02	McDaniel, Lewis	0-2	0-2	0-4	0	1	1	1	0	1	4	0	1	1	11		
03	Weidenaar, Aaron	0-3	0-2	0-0	0	0	0	0	0	1	0	0	0	0	9		
05	Olowokere, Masai	0-2	0-1	0-0	2	1	3	0	0	0	0	0	0	0	9		
14	Cooper, Collin	1-4	1-3	0-0	0	1	1	2	3	0	1	0	1	1	18		
24	Chatham, Jared	1-2	0-0	1-2	0	0	0	2	3	0	1	0	1	0	8		
34	Baker, Jaxson	1-4	0-1	0-0	1	3	4	1	2	1	0	2	0	0	13		
35	Vanover, Brandon	0-0	0-0	0-0	0	0	0	0	0	0	0	0	0	0	2		
Team		22-61		4-23	13-24	8 22 30			19	61	11	15	6	5	200		
Totals		22-61		4-23	13-24	8 22 30			19	61	11	15	6	5	200		

FG % 1st Half:	10-28	35.7%	2nd half:	12-33	36.4%	Game:	22-61	36.1%	Deadball Rebounds:	4.1
3FG % 1st Half:	2-10	20.0%	2nd half:	2-13	15.4%	Game:	4-23	17.4%		
FT % 1st Half:	10-18	55.6%	2nd half:	3-6	50.0%	Game:	13-24	54.2%		

Baylor 105 • 1-0 #16/18

#	Player	Total			3-Ptr			Rebounds			PF	TP	A	TO	Blk	Stl	Min
		FG-FGA	FG-FGA	FT-FTA	FG-FGA	FG-FGA	FT-FTA	Off	Def	Tot							
25	Clark, Tristan	1-3	0-1	1-2	1	3	4	4	3	2	3	0	0	0	0	16	
33	Gillespie, Freddie	6-7	0-0	2-2	4	3	7	1	14	2	0	1	0	0	26		
12	Butler, Jared	10-14	8-12	2-2	0	4	4	1	30	5	2	0	2	28			
31	Teague, MacCio	7-12	4-6	0-0	1	9	10	2	18	3	3	0	1	30			
45	Mitchell, Davion	3-6	1-4	0-3	0	1	1	3	7	5	1	0	1	24			
00	Thamba, Flo	2-2	0-0	1-1	3	2	5	2	4	2	1	1	0	11			
02	Bandoo, Devonte	6-10	3-4	0-0	1	6	7	2	15	3	3	0	1	26			
11	Vital, Mark	2-7	0-1	2-4	1	4	5	4	6	1	1	0	0	19			
13	Moffatt, Jackson	0-2	0-2	0-0	0	1	1	0	0	0	0	0	0	3			
15	Okeke, Obim	0-1	0-1	0-0	0	2	2	1	0	2	0	0	1	4			
24	Mayer, Matthew	3-7	2-2	0-0	0	2	2	1	8	0	0	0	0	14			
Team		40-71		18-33	7-14	13	38	51	20	105	15	14	2	6	200		
Totals		40-71		18-33	7-14	13	38	51	20	105	15	14	2	6	200		

FG % 1st Half:	19-33	57.6%	2nd half:	21-38	55.3%	Game:	40-71	56.3%	Deadball Rebounds:	2
3FG % 1st Half:	9-15	60.0%	2nd half:	9-18	50.0%	Game:	18-33	54.5%		
FT % 1st Half:	6-9	66.7%	2nd half:	1-5	20.0%	Game:	7-14	50.0%		

Officials: R - Tom Eades U - Tyler Kumpf, Tommy Short
Technical fouls: Central Arkansas-None, Baylor-None.
Attendance: 8805
"I'm Going to College" Day at the Ferrell Center.

Score by periods	1st	2nd	Total
Central Arkansas	32	29	61
Baylor	53	52	105

Points	In	Off	2nd	Fast	Bench
UCA	Paint	T/O	Chance	Break	
UCA	26	13	6	0	8
BU	40	21	21	10	33

Last FG - UCA 2nd-03:33, BU 2nd-00:34.
Largest lead - UCA None, BU by 44 2nd-00:34.
UCA led for 00:00, BU led for 39:35, Game was tied for 00:25.



Official Basketball Box Score -- Game Totals -- Final Statistics
Washington vs Baylor
11/08/19 5:30 pm at Alaska Airlines Center - Anchorage, AK



Washington 67 • 1-0

#	Player	Total			3-Ptr			Rebounds			PF	TP	A	TO	Blk	Stl	Min
		FG-FGA	FG-FGA	FT-FTA	FG-FGA	FG-FGA	FT-FTA	Off	Def	Tot							
04	McDaniels, Jaden	5-10	1-2	7-8	1	7	8	3	18	3	4	4	1	1	33		
13	Wright, Hameir	2-5	2-3	0-0	0	4	4	4	6	1	4	4	1	1	29		
33	Stewart, Isaiah	7-13	0-1	1-1	3	4	7	3	15	2	3	1	0	0	36		
11	Carter, Nahzhiah	8-15	4-6	3-6	1	6	7	2	23	0	4	1	3	38			
55	Green, Quade	1-7	0-2	0-0	0	1	1	2	2	9	3	0	0	0	32		
01	Roberts, Nate	0-0	0-0	0-0	0	0	0	0	0	0	0	0	0	0	0+		
05	Bey, Jamal	1-3	0-1	1-2	0	1	1	0	3	2	1	1	2	19			
14	Hardy, Elijah	0-0	0-0	0-0	0	1	1	1	0	0	1	0	1	11			
24	Timmins, Sam	0-0	0-0	0-0	0	0	0	0	0	0	0	0	0	0	2		
Team		24-53		7-15	12-17	5 29 34			15	67	17	20	11	8	200		
Totals		24-53		7-15	12-17	5 29 34			15	67	17	20	11	8	200		

FG % 1st Half:	10-25	40.0%	2nd half:	14-28	50.0%	Game:	24-53	45.3%	Deadball Rebounds:	5.2
3FG % 1st Half:	4-8	50.0%	2nd half:	3-7	42.9%	Game:	7-15	46.7%		
FT % 1st Half:	0-0	0.0%	2nd half:	12-17	70.6%	Game:	12-17	70.6%		

Baylor 64 • 1-1

#	Player	Total			3-Ptr			Rebounds			PF	TP	A	TO	Blk	Stl	Min
		FG-FGA	FG-FGA	FT-FTA	FG-FGA	FG-FGA	FT-FTA	Off	Def	Tot							
25	Clark, Tristan	3-14	0-0	1-2	1	5	6	3	7	1	3	0	0	0	29		
33	Gillespie, Freddie	4-11	0-0	3-3	5	5	10	4	11	1	1	3	4	28			
12	Butler, Jared	6-9	4-6	2-2	0	3	3	2	18	4	4	0	0	35			
31	Teague, MacCio	3-8	1-6	1-2	1	4	5	1	8	5	3	0	1	30			
45	Mitchell, Davion	1-5	1-3	0-0	0	1	1	1	3	4	3	0	1	30			
02	Bandoo, Devonte	3-7	2-5	1-1	0	3	3	0	9	3	2	0	0	23			
11	Vital, Mark	3-10	0-0	2-2	2	1	3	3	8	1	0	1	1	23			
24	Mayer, Matthew	0-1	0-1	0-0	0	0	0	2	0	0	0	0	0	2			
Team		23-65		8-21	10-12	12 22 34			16	64	19	16	4	7	200		
Totals		23-65		8-21	10-12	12 22 34			16	64	19	16	4	7	200		

FG % 1st Half:	11-33	33.3%	2nd half:	12-32	37.5%	Game:	23-65	35.4%	Deadball Rebounds:	2.1
3FG % 1st Half:	5-13	38.5%	2nd half:	3-8	37.5%	Game:	8-21	38.1%		
FT % 1st Half:	4-4	100.0%	2nd half:	6-8	75.0%	Game:	10-12	83.3%		

Officials: Marques Pettigrew, Nate Harris, Gerry Pollard
Technical fouls: Washington-TEAM, Baylor-None.
Attendance: 5117
ESPN Armed Forces Classic
Baylor ranked #16 AP#18 Coaches

Score by periods	1st	2nd	Total
Washington	24	43	67
Baylor	31	33	64

Points	In	Off	2nd	Fast	Bench
UW	Paint	T/O	Chance	Break	
UW	30	12	4	2	3
BU	14	17	2	4	17

Last FG - UW 2nd-09:29, BU 2nd-06:33.
Largest lead - UW by 3 2nd-05:15, BU by 13 2nd-09:40.
UW led for 01:42, BU led for 36:27, Game was tied for 01:51.

GAME 3 – #24 BAYLOR 72, TEXAS STATE 63



Official Basketball Box Score -- Game Totals -- Final Statistics
Texas St. vs Baylor
11/15/19 8:00 pm at Ferrell Center (Waco, Texas)



Texas St. 63 • 2-2,0-0 Sun Belt

#	Player	Total			3-Ptr			Rebounds			PF	TP	A	TO	Blk	Stl	Min
		FG-FGA	FG-FGA	FT-FTA	FG-FGA	FG-FGA	FT-FTA	Off	Def	Tot							
01	Isiah Small	3-8	0-1	0-0	4	8	12	2	6	1	0	0	0	0	28		
45	Eric Terry	1-2	0-0	0-0	0	2	2	4	2	1	3	3	2	24			
00	Deshawn Davidson	2-4	0-0	0-0	0	0	0	2	4	0	0	0	0	8			
12	Mason Harrell	1-5	0-2	2-4	1	4	5	1	4	0	3	0	1	20			
22	Nijal Pearson	8-19	4-8	0-0	1	5	6	1	20	1	5	1	0	35			
02	Caleb Asberry	5-8	2-5	0-0	1	1	2	1	12	2	1	0	0	20			
04	Shelby Adams	0-3	0-1	0-0	0	0	0	0	0	0	0	0	0	5			
05	Marlin Davis	4-7	0-0	3-3	0	1	1	3	11	3	3	1	4	32			
14	Quentin Scott	0-0	0-0	0-0	0	0	0	1	0	0	0	0	0	12			
25	Alonzo Sule	2-5	0-0	0-0	2	1	3	2	4</								

GAME 5 - #24 BAYLOR 77, COASTAL CAROLINA 65



Official Basketball Box Score -- Game Totals -- Final Statistics
Coastal Carolina vs Baylor
11/22/19 4:30 pm at Conway, S.C. (HTC Center)



Coastal Carolina 65 • 3-3,0-0 Sun Belt

Box score table for Coastal Carolina vs Baylor. Columns include Player, FG-FGA, 3-Ptr, FT-FTA, Rebounds, PF, TP, A TO Blk Stl, Min. Includes team totals and game statistics.

Baylor 77 • 4-1,0-0 Big 12

Box score table for Baylor vs Coastal Carolina. Columns include Player, FG-FGA, 3-Ptr, FT-FTA, Rebounds, PF, TP, A TO Blk Stl, Min. Includes team totals and game statistics.

Officials: Don Daly,Pat Adams,Kelly Self
Technical fouls: Coastal Carolina-None, Baylor-None.
Attendance: 1921

Score by periods table showing 1st, 2nd, and Total scores for Coastal Carolina and Baylor.

Last FG - CCU 2nd-08:20, BU 2nd-02:53.
Largest lead - CCU by 9 1st-13:35, BU by 15 2nd-02:53.
CCU led for 17:11. BU led for 19:07. Game was tied for 03:42.

Points in Paint, Off T/O, 2nd Chance, Fast Break, Bench statistics for Coastal Carolina and Baylor.

GAME 7 - #18 BAYLOR 78, MARYLAND EASTERN SHORE 46



Official Basketball Box Score -- Game Totals -- Final Statistics
UMES vs Baylor
12/03/19 6:30 pm at Ferrell Center (Waco, Texas)



UMES 46 • 0-10,0-0 MEAC

Box score table for UMES vs Baylor. Columns include Player, FG-FGA, 3-Ptr, FT-FTA, Rebounds, PF, TP, A TO Blk Stl, Min. Includes team totals and game statistics.

Baylor 78 • 6-1,0-0 Big 12

Box score table for Baylor vs UMES. Columns include Player, FG-FGA, 3-Ptr, FT-FTA, Rebounds, PF, TP, A TO Blk Stl, Min. Includes team totals and game statistics.

Officials: Jemel Spearman,Mike Roberts,John Higgins
Technical fouls: UMES-None, Baylor-None.
Attendance: 6195

Score by periods table showing 1st, 2nd, and Total scores for UMES and Baylor.

Last FG - UMES 2nd-00:27, BU 2nd-00:14.
Largest lead - UMES None, BU by 34 2nd-02:45.
UMES led for 00:00, BU led for 39:40. Game was tied for 00:20.

Points in Paint, Off T/O, 2nd Chance, Fast Break, Bench statistics for UMES and Baylor.

GAME 6 - #24 BAYLOR 87, #17 VILLANOVA 78



Official Basketball Box Score -- Game Totals -- Final Statistics
Villanova vs Baylor
11/24/19 5:00 pm at Conway, S.C. (HTC Center)



Villanova 78 • 4-2,0-0 Big East

Box score table for Villanova vs Baylor. Columns include Player, FG-FGA, 3-Ptr, FT-FTA, Rebounds, PF, TP, A TO Blk Stl, Min. Includes team totals and game statistics.

Baylor 87 • 5-1,0-0 Big 12

Box score table for Baylor vs Villanova. Columns include Player, FG-FGA, 3-Ptr, FT-FTA, Rebounds, PF, TP, A TO Blk Stl, Min. Includes team totals and game statistics.

Officials: Clarence Armstrong,Lee Cassell,Mike Eades
Technical fouls: Villanova-None, Baylor-None.
Attendance: 751

Score by periods table showing 1st, 2nd, and Total scores for Villanova and Baylor.

Last FG - VU 2nd-02:38, BU 2nd-01:05.
Largest lead - VU by 6 2nd-12:49, BU by 9 2nd-00:19.
VU led for 14:22, BU led for 20:22. Game was tied for 05:16.

Points in Paint, Off T/O, 2nd Chance, Fast Break, Bench statistics for Villanova and Baylor.

GAME 8 - #18 BAYLOR 63, #12 ARIZONA 58



Official Basketball Box Score -- Game Totals -- Final Statistics
Arizona vs Baylor
12/07/19 11:00 am at Ferrell Center (Waco, Texas)



Arizona 58 • 9-1,0-0 Pac-12

Box score table for Arizona vs Baylor. Columns include Player, FG-FGA, 3-Ptr, FT-FTA, Rebounds, PF, TP, A TO Blk Stl, Min. Includes team totals and game statistics.

Baylor 63 • 7-1,0-0 Big 12

Box score table for Baylor vs Arizona. Columns include Player, FG-FGA, 3-Ptr, FT-FTA, Rebounds, PF, TP, A TO Blk Stl, Min. Includes team totals and game statistics.

Officials: Larry Spaulding,Kaith Kimble,Tony Padilla
Technical fouls: Arizona-None, Baylor-None.
Attendance: 7872

Score by periods table showing 1st, 2nd, and Total scores for Arizona and Baylor.

Last FG - UA 2nd-00:11, BU 2nd-00:35.
Largest lead - UA by 2 1st-19:35, BU by 18 1st-05:25.
UA led for 03:34, BU led for 36:01. Game was tied for 00:25.

Points in Paint, Off T/O, 2nd Chance, Fast Break, Bench statistics for Arizona and Baylor.

GAME 16 – at OKLAHOMA STATE

2019-20 BAYLOR BASKETBALL GAME NOTES

GAME 9 – #11 BAYLOR 53, #18 BUTLER 52

GAME 10 – #10 BAYLOR 91, UT MARTIN 63



Official Basketball Box Score -- Game Totals -- Final Statistics
Butler vs Baylor
12/10/19 8:00 pm at Ferrell Center (Waco, Texas)



Butler 52 • 9-1,0-0 Big East

#	Player	Total			3-Ptr			Rebounds			PF	TP	A	TO	Blk	Stl	Min
		FG-FGA	FT-FTA	FT-FTA	FG-FGA	FT-FGA	FT-FTA	Off	Def	Tot							
10	Bryce Nze	2-6	0-0	2-4	1	2	3	2	6	1	0	2	1	0	0	30	
22	Sean McDermott	6-8	4-6	0-0	1	4	5	3	16	0	0	0	0	0	34		
33	Bryce Golden	1-2	0-0	2-2	2	1	3	2	4	2	4	2	4	0	18		
02	Aaron Thompson	2-6	0-1	2-2	2	6	8	4	6	1	2	2	2	1	35		
03	Kamar Baldwin	9-24	1-5	0-0	0	7	7	2	19	3	4	0	0	0	38		
01	Jordan Tucker	0-3	0-2	0-0	0	2	2	0	0	0	0	0	0	0	7		
04	Khaiif Battle	0-2	0-1	1-2	0	0	0	1	1	0	0	0	1	1	10		
20	Henry Baddley	0-0	0-0	0-0	0	0	0	0	0	0	0	0	0	0	6		
25	Christian David	0-0	0-0	0-0	0	1	1	2	0	2	0	1	1	2	22		
Team				1		3		4									
Totals		20-51		5-15		7-10		7		26		33		16		52	
FG % 1st Half:		9-28		32.1%		2nd half:		11-23		47.8%		Game:		20-51		39.2%	
3FG % 1st Half:		3-10		30.0%		2nd half:		2-5		40.0%		Game:		5-15		33.3%	
FT % 1st Half:		3-4		75.0%		2nd half:		4-6		66.7%		Game:		7-10		70.0%	

Baylor 53 • 8-1,0-0 Big 12

#	Player	Total			3-Ptr			Rebounds			PF	TP	A	TO	Blk	Stl	Min
		FG-FGA	FT-FTA	FT-FTA	FG-FGA	FT-FGA	FT-FTA	Off	Def	Tot							
11	Vital, Mark	3-7	1-1	0-1	3	2	5	2	7	2	1	3	1	0	31		
33	Gillespie, Freddie	4-6	0-0	0-1	3	6	9	3	8	1	1	3	0	0	31		
12	Butler, Jared	3-12	1-6	1-1	0	3	3	4	8	1	1	0	1	0	30		
31	Teague, MaCio	3-12	1-8	3-4	1	3	4	0	10	2	2	0	0	0	31		
45	Mitchell, Davion	2-9	1-6	1-2	1	1	2	2	6	3	4	0	2	36			
00	Thamba, Flo	1-2	0-0	0-2	1	1	2	2	2	0	0	1	0	9			
02	Bandoo, Devonte	4-9	2-5	0-0	1	4	5	0	10	1	1	0	0	23			
24	Mayer, Matthew	1-3	0-1	0-0	0	0	0	1	2	1	0	0	0	9			
Team				3		4		1									
Totals		21-60		6-27		5-11		13		21		34		14		53	
FG % 1st Half:		14-31		45.2%		2nd half:		7-29		24.1%		Game:		21-60		35.0%	
3FG % 1st Half:		5-14		35.7%		2nd half:		1-13		7.7%		Game:		6-27		22.2%	
FT % 1st Half:		1-5		20.0%		2nd half:		4-6		66.7%		Game:		5-11		45.5%	

Officials: Roger Ayers, Jamie Luckie, James Breeding
Technical fouls: Butler-None, Baylor-None.
Attendance: 7270

Score by periods	1st	2nd	Total
Butler	24	28	52
Baylor	34	19	53

Last FG - BUTLER 2nd-01:14, BU 2nd-03:40.
Largest lead - BUTLER None, BU by 16 1st-07:01.
BUTLER led for 00:00, BU led for 39:29. Game was tied for 00:31.

Score tied - 0 times.
Lead changed - 0 times.



Official Basketball Box Score -- Game Totals -- Final Statistics
UT Martin vs Baylor
12/18/19 9:30 p.m. at Houston, Texas (Toyota Center)



UT Martin 63 • 3-7

#	Player	Total			3-Ptr			Rebounds			PF	TP	A	TO	Blk	Stl	Min
		FG-FGA	FT-FTA	FT-FTA	FG-FGA	FT-FGA	FT-FTA	Off	Def	Tot							
01	STEWART, Parker	5-16	5-12	3-4	1	2	3	1	18	0	6	1	0	0	33		
03	SERTOVIC, Eman	1-5	0-3	0-0	0	1	1	0	2	1	0	0	0	0	31		
05	HAWTHORNE, JR., Dere	1-9	0-1	2-2	1	4	5	2	4	3	0	0	1	0	13		
22	DOVE, Quintin	4-10	0-2	4-4	3	4	7	3	12	0	2	0	0	0	32		
44	POLLA, Hannes	1-3	0-0	2-2	2	0	2	4	1	1	1	1	1	0	13		
00	HARRIS, Ja'Darius	0-1	0-0	0-0	0	0	0	1	0	0	2	0	1	4			
10	RUSTIN, Eric	1-1	0-0	1-1	1	1	2	1	3	0	0	1	0	4			
11	RILEY, Jalen	0-2	0-0	0-0	1	4	5	0	0	2	2	0	0	0	30		
13	THOMAS, Miles	7-9	1-1	2-2	3	5	5	1	17	1	2	1	1	20			
24	AGUIAR, Isaac	1-1	0-0	0-1	1	0	1	0	2	0	0	0	0	0	3		
31	PIERCE, Jordan	0-3	0-0	1-5	1	0	1	0	1	0	3	0	0	0	17		
Team				6		2		8									
Totals		21-60		6-19		15-21		19		21		40		13		63	
FG % 1st Half:		10-30		33.3%		2nd half:		11-30		36.7%		Game:		21-60		35.0%	
3FG % 1st Half:		4-10		40.0%		2nd half:		2-9		22.2%		Game:		6-19		31.6%	
FT % 1st Half:		6-10		60.0%		2nd half:		9-11		81.8%		Game:		15-21		71.4%	

Baylor 91 • 9-1

#	Player	Total			3-Ptr			Rebounds			PF	TP	A	TO	Blk	Stl	Min
		FG-FGA	FT-FTA	FT-FTA	FG-FGA	FT-FGA	FT-FTA	Off	Def	Tot							
11	Vital, Mark	5-6	0-0	1-2	2	0	2	2	11	2	1	1	2	24			
12	Butler, Jared	8-16	2-8	1-1	1	1	2	2	19	6	5	0	3	31			
31	Teague, MaCio	5-10	2-5	0-1	0	3	3	1	12	2	0	0	1	28			
33	Gillespie, Freddie	3-4	0-0	0-0	4	2	6	2	6	1	0	2	1	19			
45	Mitchell, Davion	9-12	1-2	0-0	0	3	3	2	19	4	0	0	4	26			
00	Thamba, Flo	4-4	0-0	3-6	0	8	8	4	11	0	1	4	0	21			
02	Bandoo, Devonte	3-7	2-4	0-0	1	6	7	0	8	5	3	0	1	29			
13	Moffatt, Jackson	0-1	0-1	0-0	0	0	0	1	0	0	0	0	0	3			
15	Okeke, Obim	0-2	0-2	0-0	0	0	0	1	0	0	0	0	0	3			
24	Mayer, Matthew	2-8	1-3	0-0	2	0	2	2	5	1	1	0	1	16			
Team				3		2		5									
Totals		39-70		8-25		5-10		13		25		38		17		91	
FG % 1st Half:		16-33		48.5%		2nd half:		23-37		62.2%		Game:		39-70		55.7%	
3FG % 1st Half:		4-13		30.8%		2nd half:		4-12		33.3%		Game:		8-25		32.0%	
FT % 1st Half:		2-5		40.0%		2nd half:		3-5		60.0%		Game:		5-10		50.0%	

Officials: Darroel George (R), Brooks Wells (U1) & Chance Moore (U2)
Technical fouls: UT Martin-None, Baylor-None.
Attendance:

Score by periods	1st	2nd	Total
UT Martin	30	33	63
Baylor	38	53	91

Last FG - UTM 2nd-00:15, BU 2nd-02:34.
Largest lead - UTM by 1 1st-18:34, BU by 36 2nd-02:34.
UTM led for 00:13, BU led for 39:25. Game was tied for 00:22.

Score tied - 0 times.
Lead changed - 2 times.

GAME 11 – #6 BAYLOR 83, JACKSON STATE 57



Official Basketball Box Score -- Game Totals -- Final Statistics
Jackson St. vs Baylor
12/30/19 12:00 am at Ferrell Center (Waco, Texas)



Jackson St. 57 • 3-10,0-0 SWAC

#	Player	Total			3-Ptr			Rebounds			PF	TP	A	TO	Blk	Stl	Min
		FG-FGA	FT-FTA	FT-FTA	FG-FGA	FT-FGA	FT-FTA	Off	Def	Tot							
01	Roland Griffin	6-13	2-3	2-2	2	5	7	5	16	0	5	0	1	0	33		
11	Jayveous McKinnis	1-5	0-0	0-0	4	8	12	5	2	0	0	1	0	0	32		
03	Jonas James	1-4	1-2	1-2	0	0	0	3	4	0	4	0	0	0	30		
04	Tristan Jarrett	4-17	1-5	4-6	1	1	2	3	13	2	5	0	0	0	23		
10	Cainan McClelland	0-4	0-2	3-4	1	1	2	1	3	2	1	1	3	19			
00	Venjie Wallis	4-11	0-0	2-2	3	2	5	2	10	0	2	0	1	32			
13	Miles Daniels	2-3	1-1	0-1	0	2	2	1	5	3	1	0	2	20			
21	Lemmie Howard	0-1	0-0	0-0	0	0	0	0	0	1	0	0	0	4			
30	Khalil Spencer	2-2	0-0	0-0	1	1	2	2	4	0	0	0	0	7			
Team				2		4											
Totals		20-60		5-13		12-17		14		22		36		8		57	
FG % 1st Half:		9-31		29.0%		2nd half:		11-29		37.9%		Game:		20-60		33.3%	
3FG % 1st Half:		3-8		37.5%		2nd half:		2-5		40.0%		Game:		5-13		38.5%	
FT % 1st Half:		3-4		75.0%		2nd half:		9-13		69.2%		Game:		12-17		70.6%	

Baylor 83 • 10-1,0-0 Big 12

#	Player	Total			3-Ptr			Rebounds			PF	TP	A	TO	Blk	Stl	Min
		FG-FGA	FT-FTA	FT-FTA	FG-FGA	FT-FGA	FT-FTA	Off	Def	Tot							
11	Vital, Mark	3-8	0-4	0-2	1	5	6	1	6	3	3	0	4				

GAME 13 -- #4 BAYLOR 57, #22 TEXAS TECH 52



Official Basketball Box Score -- Game Totals -- Final Statistics
Baylor vs Texas Tech
01/07/20 8:00 pm at Lubbock, TX (United Supermarkets Arena)



Baylor 57 • 12-1,2-0 Big 12

#	Player	Total			3-Ptr			Rebounds			PF	TP	A	TO	Blk	Stl	Min
		FG-FGA	FG-FGA	FT-FTA	Off	Def	Tot	Off	Def	Tot							
11	Vital, Mark	f	2-3	0-0	4-8	4	9	13	3	8	1	1	0	3	30		
33	Gillespie, Freddie	f	4-7	0-0	1-2	7	3	10	3	9	0	0	2	0	30		
12	Butler, Jared	g	2-8	0-4	1-2	1	1	2	4	5	2	4	0	1	20		
31	Teague, MaCio	g	2-4	0-2	3-4	0	2	2	1	7	1	0	0	0	35		
45	Mitchell, Davion	g	6-10	2-2	0-0	1	3	4	3	14	0	4	0	1	31		
02	Bandoo, Devonte	g	3-8	1-2	0-1	1	6	7	3	7	0	4	0	1	27		
24	Mayer, Matthew	g	2-7	1-3	0-0	0	2	2	1	5	2	3	0	0	17		
25	Clark, Tristan	g	1-4	0-0	0-0	0	0	0	3	2	0	2	0	0	10		
Team						3	1	4		2							
Totals			22-51	4-13	9-17	17	27	44	21	57	6	20	2	6	200		

FG % 1st Half: 9-25 36.0% 2nd half: 13-26 50.0% Game: 22-51 43.1%
 3FG % 1st Half: 1-7 14.3% 2nd half: 3-6 50.0% Game: 4-13 30.8%
 FT % 1st Half: 2-4 50.0% 2nd half: 7-13 53.8% Game: 9-17 52.9%

Texas Tech 52 • 10-4,1-1 Big 12

#	Player	Total			3-Ptr			Rebounds			PF	TP	A	TO	Blk	Stl	Min
		FG-FGA	FG-FGA	FT-FTA	Off	Def	Tot	Off	Def	Tot							
22	TJ Holyfield	f	2-4	0-1	1-2	3	2	5	3	5	2	1	0	0	24		
00	Kylar Edwards	g	4-11	2-6	0-2	1	1	2	5	10	3	2	4	2	36		
01	Terrence Shannon, J	g	2-7	0-0	0-0	3	4	7	3	4	0	2	1	0	29		
03	Jahmius Ramsey	g	7-17	5-10	1-2	1	4	5	2	20	3	2	1	2	38		
25	Daivde Moretti	g	3-11	0-6	2-3	0	0	0	3	8	1	1	0	0	37		
12	Andrei Savrasov	g	0-0	0-0	0-0	0	0	0	0	0	0	0	0	0	1		
15	Kevin McCullar	g	0-0	0-0	0-0	0	0	0	0	0	0	0	0	0	3		
24	Avery Benson	g	0-1	0-0	0-0	0	0	0	0	0	0	0	0	0	2		
44	Chris Clarke	g	2-3	0-0	1-3	1	4	5	2	5	4	3	1	2	30		
Team						1	0	1		1							
Totals			20-54	7-23	5-12	10	15	25	18	52	13	13	7	8	200		

FG % 1st Half: 7-25 28.0% 2nd half: 13-29 44.8% Game: 20-54 37.0%
 3FG % 1st Half: 3-13 23.1% 2nd half: 4-10 40.0% Game: 7-23 30.4%
 FT % 1st Half: 1-4 25.0% 2nd half: 4-8 50.0% Game: 5-12 41.7%

Officials: Larry Spaulding, Darron George, Doug Simmons
 Technical fouls: Baylor-None, Texas Tech-None.
 Attendance: 15098
 2019-20 Men's Basketball, Round: 0, Baylor vs Texas Tech, Played at United Sup

Score by periods	1st	2nd	Total
Baylor	21	36	57
Texas Tech	18	34	52

Last FG - BU 2nd-03:06, TTU 2nd-00:08.
 Largest lead - BU by 8 2nd-16:43, TTU by 3 1st-17:53.
 BU led for 29:59, TTU led for 04:33. Game was tied for 05:28.

Points	In	Off	2nd	Fast	Bench
	Paint	T/O	Chance	Break	
BU	30	14	15	2	14
TTU	24	20	8	8	5

Score tied - 3 times.
 Lead changed - 1 time.

GAME 14 -- #4 BAYLOR 67, #3 KANSAS 55



Official Basketball Box Score -- Game Totals -- Final Statistics
Baylor vs Kansas
01/11/20 12:00 pm at Allen Fieldhouse (Lawrence, Kan.)



Baylor 67 • 13-1,3-0 Big 12

#	Player	Total			3-Ptr			Rebounds			PF	TP	A	TO	Blk	Stl	Min
		FG-FGA	FG-FGA	FT-FTA	Off	Def	Tot	Off	Def	Tot							
11	Vital, Mark	f	1-7	0-1	2-2	1	5	6	3	4	4	0	0	3	38		
33	Gillespie, Freddie	f	6-12	0-0	1-2	1	4	5	3	13	0	0	1	1	31		
12	Butler, Jared	g	9-18	3-7	1-2	1	3	4	3	22	3	0	1	2	33		
31	Teague, MaCio	g	6-10	3-5	1-1	2	5	7	2	16	3	0	0	0	35		
45	Mitchell, Davion	g	4-10	2-5	0-0	0	2	2	1	10	1	2	0	1	36		
00	Thamba, Flo	g	0-0	0-0	0-0	0	0	0	0	0	0	0	0	0	4		
02	Bandoo, Devonte	g	0-2	0-1	0-0	0	0	0	1	0	1	1	0	0	9		
24	Mayer, Matthew	g	0-0	0-0	0-0	0	2	2	0	0	1	2	0	2	8		
25	Clark, Tristan	g	1-1	0-0	0-0	0	0	0	3	2	0	0	0	0	6		
Team						2	3	5		0							
Totals			27-60	8-19	5-7	7	24	31	16	67	13	5	2	9	200		

FG % 1st Half: 14-29 48.3% 2nd half: 13-31 41.9% Game: 27-60 45.0%
 3FG % 1st Half: 4-9 44.4% 2nd half: 4-10 40.0% Game: 8-19 42.1%
 FT % 1st Half: 5-7 71.4% 2nd half: 0-0 0.0% Game: 5-7 71.4%

Kansas 55 • 12-3,2-1 Big 12

#	Player	Total			3-Ptr			Rebounds			PF	TP	A	TO	Blk	Stl	Min
		FG-FGA	FG-FGA	FT-FTA	Off	Def	Tot	Off	Def	Tot							
33	David McCormack	f	0-2	0-0	0-0	0	1	1	1	0	0	0	1	0	10		
35	Udoka Azubuike	c	3-6	0-0	0-0	3	8	11	1	6	0	2	7	1	32		
00	Marcus Garrett	g	4-9	1-2	2-2	0	4	4	4	11	4	4	0	0	34		
01	Devon Dotson	g	4-10	1-4	0-0	0	1	1	0	9	3	2	0	1	28		
30	Ochai Agbaji	g	2-7	0-1	2-2	2	3	5	0	6	1	3	0	1	33		
02	Christian Braun	g	0-2	0-0	4-4	1	1	2	2	4	0	0	0	0	22		
04	Isaiah Moss	g	5-12	2-8	3-4	0	3	3	1	15	1	2	0	0	30		
13	Tristan Enaruna	g	1-2	0-0	0-0	0	1	1	0	2	0	1	0	0	5		
22	Silvio DeSousa	g	1-1	0-0	0-2	3	1	4	1	2	0	1	1	0	6		
Team						0	2	2		0							
Totals			20-51	4-15	11-14	9	25	34	10	55	9	14	10	3	200		

FG % 1st Half: 9-25 36.0% 2nd half: 11-26 42.3% Game: 20-51 39.2%
 3FG % 1st Half: 4-11 36.4% 2nd half: 0-4 0.0% Game: 4-15 26.7%
 FT % 1st Half: 2-4 50.0% 2nd half: 9-10 90.0% Game: 11-14 78.6%

Officials: Tony Padilla, James Luckie, Kipp Kissinger
 Technical fouls: Baylor-None, Kansas-None.
 Attendance: 16300

Score by periods	1st	2nd	Total
Baylor	37	30	67
Kansas	24	31	55

Last FG - BU 2nd-00:49, KU 2nd-00:00.
 Largest lead - BU by 17 2nd-02:29, KU by 5 1st-07:56.
 BU led for 30:46, KU led for 07:56. Game was tied for 01:18.

Points	In	Off	2nd	Fast	Bench
	Paint	T/O	Chance	Break	
BU	28	21	6	10	2
KU	26	2	12	7	23

Score tied - 1 time.
 Lead changed - 2 times.

GAME 15 -- #2 BAYLOR 68, IOWA STATE 55



Official Basketball Box Score -- Game Totals -- Final Statistics
Iowa St. vs Baylor
01/15/20 7:00 pm at Ferrell Center (Waco, Texas)



Iowa St. 55 • 8-8,1-3 Big 12

#	Player	Total			3-Ptr			Rebounds			PF	TP	A	TO	Blk	Stl	Min
		FG-FGA	FG-FGA	FT-FTA	Off	Def	Tot	Off	Def	Tot							
04	George Condit	f	3-5	0-0	1-1	2	2	4	5	7	1	4	0	1	16		
12	Michael Jacobson	f	2-4	0-0	1-1	2	3	5	3	5	1	0	1	1	25		
11	Prentiss Nixon	g	4-8	1-3	0-0	0	2	2	3	9	0	0	0	0	28		
22	Tyrese Halliburton	g	2-12	2-9	0-0	1	7	8	1	6	9	4	2	3	40		
45	Rasir Bolton	g	3-10	2-4	1-4	0	4	4	1	9	3	3	0	0	27		
00	Zion Griffin	g	3-4	1-2	0-0	0	1	1	2	7	0	1	1	0	11		
02	Caleb Grill	g	2-4	0-2	0-0	0	2	2	0	4	1	0	0	0	8		
03	Tre Jackson	g	0-3	0-2	0-0	0	1	1	4	0	1	0	1	0	21		
24	Terrence Lewis	g	1-3	0-1	0-0	0	1	1	1	2	1	0	0	0	7		
33	Solomon Young	g	3-5	0-0	0-0	2	0	2	0	6	0	0	1	0	17		
Team						1	2	3		0							
Totals			23-58	6-23	3-6	8	25	33	20	55	17	12	6	5	200		

FG % 1st Half: 10-28 35.7% 2nd half: 13-30 43.3% Game: 23-58 39.7%
 3FG % 1st Half: 3-10 30.0% 2nd half: 3-13 23.1% Game: 6-23 26.1%
 FT % 1st Half: 2-5 40.0% 2nd half: 1-1 100.0% Game: 3-6 50.0%

Baylor 68 • 14-1,4-0 Big 12

#	Player	Total			3-Ptr			Rebounds			PF	TP	A	TO	Blk	Stl	Min
		FG-FGA	FG-FGA	FT-FTA	Off	Def	Tot	Off	Def	Tot							
11	Vital, Mark	f	5-9	0-2	1-5	3	4	7	3	11	1	2	0	2	31		
33	Gillespie, Freddie	f	6-8	0-0	2-4	6	5	11	1	14	0	0	2	1	27		
12	Butler, Jared	g	7-16	3-7	2-2	0	2	2	1	19	5	4	0	2	29		
31	Teague, MaCio	g	0-7	0-2	2-2	2	6	8	1	2	1	2	1	1	32		
45	Mitchell, Davion	g	6-11	2-5	3-3												

LAST TIME VS. OSU: OKLAHOMA STATE 67, BAYLOR 64 (MARCH 6, 2019 – WACO)



Official Basketball Box Score -- Game Totals -- Final Statistics
Oklahoma St. vs Baylor
03/06/19 8:00 pm CT at Ferrell Center (Waco, Texas)



BIG 12 CONFERENCE

Oklahoma St. 67 • 11-19,(4-13)

#	Player		Total			3-Ptr			Rebounds			PF	TP	A	TO	Blk	Stl	Min
			FG-FGA	FG-FGA	FT-FTA	FG-FGA	FG-FGA	FT-FTA	Off	Def	Tot							
12	McGriff, Cameron	f	2-9	1-5	0-0	1	6	7	1	5	2	0	0	3	35			
14	Anei, Yor	f	5-9	0-0	4-4	2	7	9	3	14	2	0	6	1	32			
04	Dziagwa, Thomas	g	3-13	2-11	3-4	1	7	8	2	11	1	2	0	0	35			
13	Likekele, Isaac	g	10-15	0-1	3-5	1	8	9	3	23	6	2	0	0	32			
21	Waters, Lindy	g	3-11	1-7	2-2	0	1	1	4	9	2	1	0	2	34			
01	Jones, Curtis		2-7	1-5	0-3	0	3	3	1	5	1	0	0	0	21			
05	Demuth, Duncan		0-0	0-0	0-0	0	0	0	0	0	0	1	0	0	11			
Team						2	0	2										
Totals			25-64	5-29	12-18	7	32	39	14	67	14	6	6	6	200			

FG % 1st Half:	12-34	35.3%	2nd half:	13-30	43.3%	Game:	25-64	39.1%	Deadball
3FG % 1st Half:	3-19	15.8%	2nd half:	2-10	20.0%	Game:	5-29	17.2%	Rebounds
FT % 1st Half:	4-5	80.0%	2nd half:	8-13	61.5%	Game:	12-18	66.7%	2,1

Baylor 64 • 19-11,(10-7)

#	Player		Total			3-Ptr			Rebounds			PF	TP	A	TO	Blk	Stl	Min
			FG-FGA	FG-FGA	FT-FTA	FG-FGA	FG-FGA	FT-FTA	Off	Def	Tot							
03	McClure, King	g	2-7	1-6	0-0	1	5	6	3	5	1	4	0	0	26			
04	Kegler, Mario	g	1-8	0-2	0-0	0	6	6	1	2	1	0	0	0	28			
10	Mason, Makai	g	6-16	3-6	4-4	0	4	4	2	19	5	1	0	0	37			
11	Vital, Mark	g	2-6	0-1	3-5	2	8	10	4	7	4	2	2	1	28			
12	Butler, Jared	g	1-6	1-4	6-7	0	3	3	5	9	3	0	0	1	29			
00	Thamba, Flo		0-0	0-0	0-0	0	0	0	0	0	0	0	0	0	2			
02	Bandoo, Devonte		3-8	2-5	0-0	1	4	5	1	8	2	2	0	0	23			
33	Gillespie, Freddie		6-9	0-0	2-6	2	1	3	1	14	0	0	1	2	27			
Team						3	5	8			1							
Totals			21-60	7-24	15-22	9	36	45	17	64	16	10	3	4	200			

FG % 1st Half:	14-32	43.8%	2nd half:	7-28	25.0%	Game:	21-60	35.0%	Deadball
3FG % 1st Half:	5-11	45.5%	2nd half:	2-13	15.4%	Game:	7-24	29.2%	Rebounds
FT % 1st Half:	2-5	40.0%	2nd half:	13-17	76.5%	Game:	15-22	68.2%	4

Officials: Gerry Pollard, Jeffrey Anderson, Patrick Adams
 Technical fouls: Oklahoma St.-None. Baylor-None.
 Attendance: 5041
 Fouled Out: BU: #12 Butler 2:16

Score by periods	1st	2nd	Total
Oklahoma St.	31	36	67
Baylor	35	29	64

Points	In	Off	2nd	Fast	
OSU	Paint	T/O	Chance	Break	Bench
BU	38	12	8	6	5
	24	6	3	0	22

Last FG - OSU 2nd-00:47, BU 2nd-04:33.
 Largest lead - OSU by 6 2nd-05:25, BU by 8 1st-17:19.
 OSU led for 07:24. BU led for 29:15. Game was tied for 02:55.

Score tied - 3 times.
 Lead changed - 7 times.

LAST MEETING IN STILLWATER: BAYLOR 73, OKLAHOMA STATE 69 (JAN. 14, 2019)



Official Basketball Box Score -- Game Totals -- Final Statistics
Baylor vs Oklahoma St.
 01/14/19 8:00 pm CT at Stillwater, Okla. (Gallagher-Iba Arena)



BIG 12 CONFERENCE

Baylor 73 • 10-6, 2-2

#	Player		Total			3-Ptr			Rebounds			PF	TP	A	TO	Blk	Stl	Min
			FG-FGA	FG-FGA	FT-FTA	FG-FGA	FG-FGA	FT-FTA	Off	Def	Tot							
04	Kegler, Mario	f	0-4	0-0	1-4	0-0	0-0	1-4	1	2	3	3	1	0	2	3	0	17
11	Vital, Mark	f	2-8	0-0	1-1	0-0	0-0	1-1	6	7	13	1	5	5	2	1	2	32
03	McClure, King	g	9-14	7-11	4-4	7-11	7-11	4-4	2	7	9	1	29	4	1	0	0	38
10	Mason, Makai	g	4-10	3-5	2-2	3-5	3-5	2-2	0	2	2	4	13	2	2	0	0	28
12	Butler, Jared	g	6-12	4-7	0-0	4-7	4-7	0-0	0	3	3	3	16	4	2	0	1	35
00	Thamba, Flo		1-1	0-0	0-0	0-0	0-0	0-0	0	0	0	2	2	1	2	1	0	21
02	Bandoo, Devonte		1-5	1-2	0-0	1-2	1-2	0-0	0	2	2	1	3	0	2	1	0	18
24	Mayer, Matthew		0-1	0-0	0-0	0-0	0-0	0-0	0	0	0	0	0	0	0	0	1	2
33	Gillespie, Freddie		0-0	0-0	4-4	0-0	0-0	4-4	1	1	2	2	4	0	0	0	1	9
Team									2	0	2							
Totals			23-55	15-25	12-15	15-25	15-25	12-15	12	24	36	17	73	16	13	6	5	200

FG % 1st Half:	14-29	48.3%	2nd half:	9-26	34.6%	Game:	23-55	41.8%	Deadball
3FG % 1st Half:	11-14	78.6%	2nd half:	4-11	36.4%	Game:	15-25	60.0%	Rebounds
FT % 1st Half:	1-1	100.0%	2nd half:	11-14	78.6%	Game:	12-15	80.0%	1

Oklahoma St. 69 • 8-9, 2-3

#	Player		Total			3-Ptr			Rebounds			PF	TP	A	TO	Blk	Stl	Min
			FG-FGA	FG-FGA	FT-FTA	FG-FGA	FG-FGA	FT-FTA	Off	Def	Tot							
12	Cameron McGriff	f	3-10	3-8	6-8	3-8	3-8	6-8	5	5	10	0	15	3	2	2	2	29
14	Yor Anei	f	3-4	0-0	5-5	0-0	0-0	5-5	1	1	2	4	11	1	0	2	0	24
04	Thomas Dziagwa	g	3-10	3-7	0-0	3-7	3-7	0-0	0	0	0	1	9	1	0	0	0	32
13	Isaac Likekele	g	0-2	0-0	0-1	0-0	0-0	0-1	1	7	8	1	0	5	3	1	0	26
21	Lindy Waters, III	g	4-7	3-4	0-0	3-4	3-4	0-0	2	3	5	1	11	2	2	2	0	31
01	Curtis Jones		7-13	4-8	0-0	4-8	4-8	0-0	0	2	2	0	18	1	0	0	2	18
02	Maurice Calloo		0-5	0-1	0-0	0-1	0-1	0-0	1	0	1	1	0	0	0	0	0	14
05	Duncan Demuth		0-2	0-0	0-0	0-0	0-0	0-0	0	0	0	3	0	1	0	0	0	8
23	Michael Weathers		2-4	0-1	1-3	0-1	0-1	1-3	2	4	6	1	5	3	3	0	1	18
Team									1	0	1							
Totals			22-57	13-29	12-17	13-29	13-29	12-17	13	22	35	12	69	17	10	7	5	200

FG % 1st Half:	12-28	42.9%	2nd half:	10-29	34.5%	Game:	22-57	38.6%	Deadball
3FG % 1st Half:	6-13	46.2%	2nd half:	7-16	43.8%	Game:	13-29	44.8%	Rebounds
FT % 1st Half:	5-5	100.0%	2nd half:	7-12	58.3%	Game:	12-17	70.6%	3

Officials: Keith Kimble, Joe DeRosa, Doug Sirmons
 Technical fouls: Baylor-None. Oklahoma St.-None.
 Attendance: 8194

Score by periods	1st	2nd	Total
Baylor	40	33	73
Oklahoma St.	35	34	69

Points	In	Off	2nd	Fast	
BU	Paint	T/O	Chance	Break	Bench
OSU	14	10	12	11	9
	16	15	21	15	23

Last FG - BU 2nd-00:10, OSU 2nd-00:03.
 Largest lead - BU by 5 1st-00:52, OSU by 8 1st-10:09.
 BU led for 16:10. OSU led for 19:48. Game was tied for 04:02.

Score tied - 5 times.
 Lead changed - 12 times.

THE LAST TIME ...

THE LAST TIME A BAYLOR TEAM...

Scored 110 Points.....	118 vs. Savannah State (12/17/17)
Scored 100 Points.....	105 vs. Central Arkansas (11/5/19)
Scored 90 Points.....	91 vs. UT Martin (12/18/19)
Scored Fewer than 50 Points.....	44 at Kansas (1/14/13)
Won by 40 Points.....	44 vs. Central Arkansas (11/5/19)
Won by 30 Points.....	32 vs. Maryland Eastern Shore (12/3/19)
Shot 65 pct from floor.....	66.1 (41-62) vs. Texas Southern (12/14/17)
Shot 60 pct from floor.....	60.8 (31-51) vs. PVAMU (11/12/18)
Shot less than 30 pct from floor.....	29.8 (17-57) at TCU (1/10/15)
Shot 65 pct from 3FG.....	70.6 (12-17) vs. Central Arkansas (11/10/17)
Shot 60 pct from 3FG.....	60.0 (15-25) at Oklahoma State (1/14/19)
Shot less than 15 pct from 3FG.....	111 (2-18) vs. Ole Miss (11/23/18)
Shot less than 10 pct from 3FG.....	.083 (1-12) vs. TCU (1/2/18)
Made 15 3-point field goals.....	18 vs. Central Arkansas (11/5/19)
Failed to make a 3FG.....	0-8 at Texas Tech (2/21/90)
Shot 95 pct from FT line.....	100.0 (9-9) at Oklahoma State (2/6/18)
Shot 90 pct from FT line.....	100.0 (9-9) at Oklahoma State (2/6/18)
Shot less than 40 pct from FT line.....	27.3 (3-11) vs. Texas Southern (11/6/18)
Had 60 Rebounds.....	60 vs. Houston-Tillotson (1/21/15)
Had 55 Rebounds.....	58 vs. Savannah State (12/17/17)
Had 50 Rebounds.....	52 vs. Maryland Eastern Shore (12/3/19)
Had 20 Offensive Rebounds.....	26 vs. Kansas (11/2/19)
Had 40 Defensive Rebounds.....	43 vs. Savannah State (12/17/17)
Had 35 Assists.....	40 vs. Hardin-Simmons (12/16/15)
Had 30 Assists.....	32 vs. Savannah State (12/17/17)
Had 25 Assists.....	25 vs. Central Arkansas (11/5/19)
Had 25 Turnovers.....	29 at West Virginia (1/10/17)
Had 20 Turnovers.....	20 at Texas Tech (1/7/20)
Had fewer than 7 Turnovers.....	5 at Kansas (1/11/20)
Had fewer than 5 Turnovers.....	4 at West Virginia (2/22/14)
Had 16 Steals.....	16 vs. Savannah State (11/23/15)
Had 15 Steals.....	15 vs. Texas State (11/15/19)
Had 12 Steals.....	13 vs. UT Martin (12/18/19)
Had 12 Blocked Shots.....	12 vs. New Orleans (12/29/18)
Had 10 Blocked Shots.....	10 vs. TCU (2/2/19)
Had no Blocked Shots.....	at West Virginia (1/21/19)
Had two 20-point scorers.....	Mario Kegler (23), Devonte Bando (22) vs. West Virginia (2/13/19)
Had two 25-point scorers.....	Jo Lual-Acuil Jr. (31), Manu Lecomte (25) vs. Savannah State (12/17/17)
Had seven double-figure scorers.....	vs. Long Beach State (3/20/13)
Had six double-figure scorers.....	vs. Kansas State (1/22/18)
Had five double-figure scorers.....	vs. UT Martin (12/18/19)
Had all five starters score in double figures.....	vs. Randall (12/9/17)
Had all five starters score 15+ points.....	vs. Central Arkansas (11/10/17)
Had no players score in double figures.....	vs. Texas A&M (3/5/08)
Had no starters score in double figures.....	at Kansas State (3/3/18)
Had four players score 15+ points.....	vs. PVAMU (11/12/18)
Had five players score 15+ points.....	vs. Central Arkansas (11/10/17)
Had four players score 18+ points.....	vs. Savannah State (12/17/17)
Had four players with 5+ assists.....	vs. Savannah State (12/17/17)
Had two double-doubles.....	Mario Kegler (23p/10r), Mark Vital (15p/14r) vs. West Virginia (2/23/19)
Had two double-figure rebounders.....	Mark Vital (14), Mario Kegler (10) vs. West Virginia (2/23/19)
Scored 50-plus points in first half.....	53 vs. Central Arkansas (11/5/19)
Scored 50-plus points in second half.....	53 vs. UT Martin (12/18/19)
Scored 50-plus points in both halves.....	vs. Central Arkansas (11/5/19)
Scored 60-plus points in first half.....	61 vs. Savannah State (12/17/17)
Scored 60-plus points in second half.....	60 at Iowa State (1/9/16)
Scored fewer than 20 points in 1st half.....	15 at Wichita State (12/1/18)
Scored fewer than 20 points in 2nd half.....	19 vs. Butler (12/20/19)
Scored 20 points or fewer in 1st half.....	20 at Arizona (12/15/18)
Scored 20 points or fewer in 2nd half.....	20 at Texas Tech (2/17/15)
Overcame a 20-point deficit to win.....	vs. Louisville, trailed 32-10, won 66-63 (11/25/16)
Overcame a 15-pt deficit with less than 10 min left to win.....	vs. Texas, trailed 55-36, won 84-83 (2/27/19)
Overcame a 20-point deficit.....	vs. Mississippi State, trailed 40-20 (3/18/18)
Overcame a 15-point halftime deficit to win.....	vs. Louisville, trailed 39-24, won 66-63 (11/25/16)
Overcame a 10-point halftime deficit to win.....	vs. Texas, trailed 40-29, won 84-83 (2/27/19)
Won an OT game.....	84-83 vs. Texas (2/27/19)
Lost an OT game.....	78-81 vs. TCU (1/2/18)
Won a 20T game.....	74-73 at Texas (2/12/18)
Lost a 20T game.....	84-91 to Colorado (3/13/08)
Won a 30T game.....	Never
Lost a 30T game.....	93-97 at SMU (1/9/88)
Won a 40T game.....	96-95 vs. North Texas (12/17/88)
Lost a 40T game.....	Never
Won a 50T game.....	116-110 at Texas A&M (1/23/08)
Lost a 50T game.....	Never

THE LAST TIME A BAYLOR PLAYER...

Recorded a Triple-Double (Pts/Reb/Ast).....	Kenny Chery (20/10/12) vs. Kansas State (2/15/14)
Recorded a Triple-Double (Pts/Reb/Blk).....	Ekpe Udoh (18/17/10) vs. Morgan State (1/6/10)
Recorded a Double-Double Off the Bench.....	Terry Maston (12p/10r) vs. TAMU-CC (11/13/17)
Recorded a Double-Double Before Halftime.....	King McClure (12p/10r) vs. George Mason (11/24/18)
Scored 35 Points.....	Makai Mason (40) vs. TCU (2/2/19)
Scored 30 Points.....	Jared Butler (30) vs. Central Arkansas (11/5/19)
Scored 30 Points in a Road Game.....	Jared Butler (31) at Kansas (3/9/19)
Scored 20 Points in a 1st Half.....	King McClure (20) at Oklahoma State (1/14/19)
Scored 25 Points in a 2nd Half.....	Makai Mason (27) vs. TCU (2/2/19)
Scored 20 Points in a 2nd Half.....	Jared Butler (23) at Kansas (3/9/19)
Scored 30 Points off the Bench.....	Nuni Omot (30) at Kansas State (3/3/18)
Scored 25 Points off the Bench.....	Terry Maston (26) vs. Mississippi State (3/18/18)
Scored 20 Points off the Bench.....	Devonte Bando (22) vs. West Virginia (2/23/19)
Made 5+ 3-pointers in a 1st Half.....	King McClure (6-7) at Oklahoma State (1/14/19)
Made 5+ 3-pointers in a 2nd Half.....	Makai Mason (6-8) vs. TCU (2/2/19)
Had 20 Rebounds.....	Jo Lual-Acuil Jr. (20) vs. Savannah State (12/17/17)
Had 15 Rebounds.....	Mark Vital (17) at Arizona (12/15/18)
Had 8+ Offensive Rebounds.....	Mark Vital (9) at Arizona (12/15/18)
Had 9+ Offensive Rebounds.....	Mark Vital (8) vs. Kansas (11/12/19)
Had 12 Rebounds in a Half.....	Johnathan Motley (14 in 2nd half) vs. Texas (1/17/17)
Had 10 Rebounds in a Half.....	King McClure (10 in 1st half) vs. George Mason (11/24/18)
Had 10 Assists.....	Tyson Jolly (10) vs. Randall (12/9/17)
Had 10+ Assists and 0 Turnovers.....	Jake Lindsey (11 AST/0 TO) vs. Kansas State (3/9/17)
Had 5 Blocked Shots.....	Freddie Gillespie (5) vs. Maryland Eastern Shore (12/3/19)
Had 6 Blocked Shots.....	Tristan Clark (6) vs. South Dakota (11/27/18)
Had 7 Blocked Shots.....	Jo Lual-Acuil Jr. (7) vs. Oklahoma (2/21/17)
Had 5 Steals.....	Jared Butler (5) vs. Ohio (11/21/19)
Had 6 Steals.....	Lester Medford (7) vs. Savannah State (11/23/15)
Played 45+ Minutes.....	Jo Lual-Acuil Jr. (48) & Manu Lecomte (46) at Texas (2/12/18)
Made a Game-Winning Shot.....	Terry Maston (2FG) vs. Texas Tech, 59-57 (2/17/18)
Made a Game-Winning Shot in Final 10 Seconds.....	Jo Lual-Acuil Jr. (Dunk) at Texas, 74-73 2ot (2/12/18)
Made a Game-Winning Shot at Buzzer.....	Lester Medford (3FG) at Texas Tech, 63-60 (1/16/16)
Made a Game-Winning FT in Final 10 Seconds.....	Mario Kegler vs. Texas, 84-83 OT (2/29/19)

THE LAST TIME A BAYLOR OPPONENT...

Scored 100 Points.....	102 at Kansas (1/2/16)
Scored 90 Points.....	90 vs. Kansas State (1/22/18)
Scored Fewer than 50 Points at Home.....	47 at Oklahoma (1/28/19)
Scored Fewer than 50 Points.....	44 vs. Texas (1/4/20)
Scored Fewer than 40 Points.....	39 vs. McNeese State (11/14/14)
Won by 30 Points.....	40 at Oklahoma (1/20/07)
Shot 65 pct from floor.....	66.1 (39-59) at Oklahoma (2/26/05)
Shot 60 pct from floor.....	62.0 (31-50) vs. Oklahoma (1/23/16)
Shot less than 25 pct from floor.....	23.4 (11-47) vs. Prairie View A&M (12/2/15)
Shot 55 pct from 3FG.....	55.7 (15-27) vs. Texas (2/27/19)
Shot less than 15 pct from 3FG.....	14.3 (2-14) vs. George Mason (11/24/18)
Made 15 3-point field goals.....	15 vs. Texas (2/27/19)
Shot 95 pct from FT line.....	95.7 (22-23) at Ole Miss (1/28/17)
Shot less than 50 pct from FT line.....	33.3 (5-15) vs. Texas (1/4/20)
Had 50 Rebounds.....	62 vs. Wake Forest [Anaheim] (11/30/08)
Had fewer than 20 Rebounds.....	18 vs. Oregon (12/21/18)
Had 20 Offensive Rebounds.....	20 vs. Wagner (3/13/18)
Had 25 Assists.....	29 vs. Oklahoma (1/23/16)
Had 20 Turnovers.....	22 vs. Coastal Carolina (11/22/19)
Had fewer than 5 Turnovers.....	4 at West Virginia (2/22/14)
Had 13 Steals.....	15 at West Virginia (1/10/17)
Had 12 Steals.....	12 vs. West Virginia (3/9/17)
Had 12+ Blocked Shots.....	13 vs. West Virginia (2/20/18)
Had 10+ Blocked Shots.....	10 at Kansas (1/11/20)
Had no Blocked Shots.....	at Oklahoma State (2/8/17)
Had two 20-point scorers.....	Barry Brown (34), Dean Wade (24) vs. Kansas State (1/22/18)
Had three 20-point scorers.....	Abdel Nader (26), Georges Niang (24), Monte Morris (20) vs. Iowa State (2/16/16)
Had five double-figure scorers.....	vs. Coastal Carolina (11/22/19)
Had four 15+ point scorers.....	at Texas (2/12/18)
Had no double-figure scorers.....	vs. Iowa State (1/15/20)
Had two double-figure rebounders.....	Kenrich Williams (12), Vlad Brodziansky (10) at TCU (1/21/17)
Scored 50-plus points in 1st half.....	51 at Texas A&M (12/19/15)
Scored 50-plus points in 2nd half.....	52 at Texas Tech (2/13/17)
Scored 20 points or fewer in 1st half.....	18 at Texas Tech (1/17/20)
Scored 20 points or fewer in 2nd half.....	20 vs. Texas (1/6/18)
Failed to make a 3FG.....	vs. Oklahoma, 0-12 (2/25/12)

THE LAST TIME A BAYLOR OPPOSING PLAYER

Scored 30 Points.....	Brandon Clarke (36) vs. Gonzaga (3/23/19)
Had 20 Rebounds.....	Jamahl Mosley (20) vs. Colorado [Kansas City] (3/8/01)
Had 15 Rebounds.....	Jericho Sims (15) vs. Texas (1/4/20)
Had 10 Assists.....	Courtney Ramey (10) vs. Texas (2/27/19)
Had 8 Turnovers.....	Trae Young (8) vs. Oklahoma (2/27/18)
Had 7 Turnovers.....	Jarrett Culver (7) vs. Texas Tech (1/19/19)
Had 8 Blocked Shots.....	Sagaba Konate (9) vs. West Virginia (2/20/18)
Had 7 Blocked Shots.....	Udoka Azubuike (7) at Kansas (1/11/20)
Had 6 Blocked Shots.....	Yor Anei (6) vs. Oklahoma State (3/6/19)
Had 5 Steals.....	Dedric Lawson (5) vs. Kansas (11/2/19)
Had 6 Steals.....	Jevon Carter (6) vs. West Virginia (3/9/18)

2019-20 INDIVIDUAL SUPERLATIVES

CATEGORY	BAYLOR	OPPONENT
Points Scored	30, Jared Butler vs. Central Arkansas (11/5)	27, Collin Gillespie vs. Villanova (11/24)
Field Goals Made	10, Jared Butler vs. Central Arkansas (11/5)	10, Collin Gillespie vs. Villanova (11/24)
FGs Attempted	18, Jared Butler at Kansas (1/11)	24, Kamar Baldwin vs. Butler (12/10)
Highest FG % (min 5 made)	.857 (6-7), Freddie Gillespie vs. Central Arkansas (11/5)	.778 (7-9), Miles Thomas vs. UT Martin (12/18)
3-Point FGs Made	8, Jared Butler vs. Central Arkansas (11/5)	5, Keishawn Brewton vs. Coastal Carolina (11/22) 5, Parker Stewart vs. UT Martin (12/18) 5, Jahmi'us Ramsey at Texas Tech (1/7)
3-Point FGs Attempted	12, Jared Butler vs. Central Arkansas (11/5)	12, Parker Stewart vs. UT Martin (12/18)
3-Point FG % (min 5 att)	.667 (8-12), Jared Butler vs. Central Arkansas (11/5) .667 (4-6), MaCio Teague vs. UCA (11/5) & vs. Villanova (11/24) .667 (4-6), Jared Butler vs. Washington (11/8) & vs. JSU (12/30)	.667 (4-6), Nahziah Carter vs. Washington (11/8) .667 (4-6), Sean McDermott vs. Butler (12/10)
Free Throws Made	9, MaCio Teague vs. Arizona (12/7) & vs. Texas (1/4)	9, Chase Jeter vs. Arizona (12/7)
Free Throws Attempted	10, MaCio Teague vs. Arizona (12/7)	10, Chase Jeter vs. Arizona (12/7)
Free Throw % (min 7 att)	1.000 (9-9), MaCio Teague vs. Texas (1/4)	1.000 (8-8), Nico Mannion vs. Arizona (12/7)
Offensive Rebounds	7, Freddie Gillespie at Texas Tech (1/7)	6, Jericho Sims vs. Texas (1/4)
Defensive Rebounds	10, Freddie Gillespie vs. UMES (12/3) & vs. Arizona (12/7)	9, Jericho Sims vs. Texas (1/4)
Total Rebounds	13, Freddie Gillespie, three times 13, Mark Vital at Texas Tech (1/7)	15, Jericho Sims vs. Texas (1/4)
Assists	6, Davion Mitchell at CCU (11/22) & vs. ISU (1/15) 6, Jared Butler vs. UT Martin (12/18)	9, Quade Green vs. Washington (11/8) 9, Tyrese Haliburton vs. Iowa State (1/15)
Turnovers	5, Jared Butler vs. UT Martin (12/18)	6, Jason Preston vs. Ohio (11/21) 6, Parker Stewart vs. UT Martin (12/18)
Blocked Shots	5, Freddie Gillespie vs. UMES (12/3) & vs. Arizona (12/7)	7, Udoka Azubuike at Kansas (1/11)
Steals	5, Jared Butler vs. Ohio (11/21)	4, Marlin Davis vs. Texas State (11/15)
Minutes Played	38, Davion Mitchell vs. Coastal Carolina (11/22) 38, Mark Vital at Kansas (1/11)	40, Tyrese Haliburton vs. Iowa State (1/15)

2019-20 TEAM SUPERLATIVES

BAYLOR HIGH	BAYLOR LOW	CATEGORY	OPPONENT HIGH	OPPONENT LOW
105 vs. Central Arkansas (11/5)	53 vs. Butler (12/10)	Points Scored	78 vs. Villanova (11/24)	44 vs. Texas (1/4)
53 vs. Central Arkansas (11/5)	21 at Texas Tech (1/7)	Points, 1st Half	41 vs. Villanova (11/24)	18 at Texas Tech (1/7)
53 vs. UT Martin (12/18)	19 vs. Butler (12/10)	Points, 2nd Half	43 vs. Washington (11/8)	21 vs. Texas (1/4)
–	–	Points/Overtime	–	–
40 vs. Central Arkansas (11/5)	17 vs. Arizona (12/7)	Field Goals Made	28 vs. Villanova (11/24)	14 vs. Arizona (12/7)
71 vs. Central Arkansas (11/5)	51 at Texas Tech (1/7)	Field Goal Attempts	64 vs. UMES (12/3)	45 at Coastal Carolina (11/22)
.563 (40-71) vs. UCA (11/5)	.304 (17-56) vs. Arizona (12/7)	FG Percentage	.519 (28-54) vs. Villanova (11/24)	.266 (17-64) vs. UMES (12/3)
18 vs. Central Arkansas (11/5)	4 vs. Ohio (11/21) & at Texas Tech (1/7)	3-Point FGs Made	8 vs. Villanova (11/24)	2 vs. Arizona (12/7)
33 vs. Central Arkansas (11/5)	13 at Texas Tech (1/7)	3-Point FG Attempts	29 vs. Ohio (11/21)	13 vs. Jackson State (12/30)
.579 (11-19) vs. Villanova (11/24)	.222 (6-27) vs. Butler (12/10)	3-Point FG Percentage	.643 (9-14) at Coastal Carolina (11/22)	.111 (2-18) vs. Arizona (12/7)
23 vs. Arizona (12/7)	5, three times	Free Throws Made	28 vs. Arizona (12/7)	3 vs. Iowa State (1/15)
28, three times	7 at Kansas (1/11)	Free Throw Attempts	34 vs. Arizona (12/7)	6 vs. Iowa State (1/15)
.875 (14-16) vs. Texas (1/4)	.455 (5-11) vs. Butler (12/10)	Free Throw Percentage	.823 (28-34) vs. Arizona (12/7)	.333 (5-15) vs. Texas (1/4)
19 vs. Texas (1/4)	7 at Kansas (1/11)	Offensive Rebounds	19 vs. UT Martin (12/18)	5 vs. Washington (11/8)
38 vs. Central Arkansas (11/5)	15 at Coastal Carolina (11/22)	Defensive Rebounds	29 vs. Washington (11/8)	15 at Texas Tech (1/7)
52 vs. UMES (12/3)	26 at Coastal Carolina (11/22)	Total Rebounds	40 vs. UT Martin (12/18)	25 at Texas Tech (1/7)
25 vs. Central Arkansas (11/5)	6 vs. Texas (1/4) & at Texas Tech (1/7)	Assists	17 vs. UW (11/8) & vs. ISU (1/15)	7 vs. UA (12/7) & vs. UTM (12/18)
20 at Texas Tech (1/7)	5 vs. Villanova (11/24) & at Kansas (1/11)	Turnovers	22 at Coastal Carolina (11/22)	11 vs. Butler (12/10) & vs. UT (1/4)
9 vs. Arizona (12/7)	1 vs. Coastal Carolina (11/22)	Blocked Shots	11 vs. Washington (11/8)	2 vs. Ohio (11/21) & vs. JSU (12/30)
15 vs. Texas State (11/15)	4 vs. Butler (12/10)	Steals	9 vs. Arizona (12/7)	2 vs. Texas (1/4)
22 vs. Arizona (12/7)	10 vs. Texas State (11/15)	Fouls	23 vs. Arizona (12/7)	10 at Kansas (1/11)



2019-20

14-1

BIG 12

4-0

AP

2nd

COACHES

2nd

NET

1st

BAYLOR at OKLAHOMA STATE | GAME 16
Jan. 18, 2020 (Stillwater, Okla. / Gallagher-Iba Arena)

Baylor Broadcast Notes

0



Flo Thamba

F • 6-10 • 245 • So. • Kinshasa, Congo

	MIN	PTS	REB	BLK	FG%	3FG%	FT%
SEA	9.8	2.9	2.9	0.8	.524	.000	.542
B12	4.3	0.3	1.3	0.3	.000	.000	.500
CAR	10.0	2.1	2.4	0.7	.533	.000	.537

- Sophomore big man with 7-foot-6 wingspan, originally from Democratic Republic of the Congo
- Played 85 minutes over last 9 games (26 pts, 26 rebs, 8 blks) after 33 minutes in team's first 6 games
- Has come off bench in 12 of 15 games this season, totaling 35 points and 35 rebounds in 118 minutes
- Born in Congo, lived in England, France and South Africa, emigrated to United States in 2014
- Averaged 14.0 points, 10.0 rebounds and 1.5 blocks as senior at Mountain Mission School in Grundy, Va.

2



Devonte Bando

G • 6-1 • 185 • Sr. • Mississauga, Ontario

	MIN	PTS	REB	AST	FG%	3FG%	FT%
SEA	24.4	7.1	4.1	1.4	.398	.386	.615
B12	20.8	3.5	3.3	0.3	.250	.167	.250
CAR	22.1	8.0	2.8	1.4	.433	.393	.839

- Canadian JuCo transfer senior guard, made 40% of 3-pointers in first season at BU (11.5 3FG/gm)
- Led team in bench scoring 8 of 15 games this season and in 21 of 42 Baylor games played as reserve
- Improved rebounding average from 2.2 last year to 4.1 this year; made at least one 3FG in 11 of 15 Gs
- Shooting 42% (38-of-90) from 3-point range over 22 career Big 12 games (at least 1 3FG in 17 of 22)
- Scored 1,072 points over 72 games during JuCo career, averaging 14.9 points in 27.1 minutes per game

5



Jordan Turner

G/F • 6-7 • 195 • Fr. • Houston, Texas

	MIN	PTS	REB	AST	FG%	3FG%	FT%
SEA	-	-	-	-	-	-	-
B12	-	-	-	-	-	-	-
CAR	-	-	-	-	-	-	-

- Freshman wing from Houston, attended Sunrise Christian in Bel Aire, Kan. for final 2 prep seasons
- Expected to redshirt during 2019-20 season and participate on practice squad
- Ranked No. 11 recruit in Texas and No. 24 SF nationally in 2019 signing class by ESPN
- Played first two prep seasons at Global Learning Village in Houston
- Twin brother, Jalyn, is freshman on Central Oklahoma basketball squad

11



Mark Vital (VYE-tuhl)

G/F • 6-5 • 230 • R.Jr. • Lake Charles, La.

	MIN	PTS	REB	AST	FG%	3FG%	FT%
SEA	26.1	6.8	6.1	1.7	.426	.125	.465
B12	31.3	6.8	8.3	1.5	.370	.000	.438
CAR	25.9	7.0	6.3	2.0	.463	.146	.510

- Only BU player to start all 34 games last season, has appeared in team-high 74 consecutive games
- Last 6 Games: 7.3 ppg, 6.8 rpg, 2.7 spg, 1.8 apg; Started last 7 games and 9 of 15 games this season
- Has a steal in 14 straight games (2.2 spg), including multiple steals in each of last 6 games (2.7 spg)
- Shooting 59% at foul line (58-99) over last 32 games; shot 48% (73-158) in first 50 collegiate games
- 2019 HM All-Big 12 and All-Defensive; ranked 7th nationally and led B12 in offensive reb. (.356/gm)

12



Jared Butler

G • 6-3 • 190 • So. • Reserve, La.

	MIN	PTS	REB	AST	FG%	3FG%	FT%
SEA	29.2	16.9	2.9	3.1	.443	.406	.889
B12	29.0	14.8	3.5	2.5	.386	.292	.800
CAR	27.5	12.3	3.0	2.8	.414	.371	.832

- Sophomore, started last 35 games; made 3FG in 33 of 35 since becoming starter (40% on 3FGs; 94-235)
- Led team in scoring in 10 of 15 games this year after doing so in 6 of 34 games last season
- Named B12 Player of Week for 2nd time this season (11/25 & 1/13) after 22 points in win at Kansas
- B12 Ranks: 2nd FT% (.889), 3rd PPG (16.9), 4th 3FG% (.406), 11th steals (1.5), 13th assists (3.1)
- Myrtle Beach Invitational MVP after scoring 10 points in final 6 minutes of title game vs. No. 17 Villanova

13



Jackson Moffatt

G/F • 6-6 • 210 • R.Fr. • Magnolia, Texas

	MIN	PTS	REB	AST	FG%	3FG%	FT%
SEA	2.5	0.0	0.3	0.0	.000	.000	.000
B12	-	-	-	-	-	-	-
CAR	2.5	0.0	0.3	0.0	.000	.000	.000

- Redshirt freshman walk-on wing from Magnolia High School, played on practice squad last season
- Has appeared in 4 games this season, totaling 1 rebound and 1 steal in 10 minutes
- Scored 2,066 points during prep career, becoming Magnolia's all-time leading scorer
- 3-time first-team All-District 20-5A honoree and 2-time TABC All-Region selection
- Holds MHS record for single-game scoring with 45-point game

15



Obim Okeke (OH-bihm OH-kay-kay)

G • 6-0 • 225 • Sr. • Las Vegas, Nev.

	MIN	PTS	REB	AST	FG%	3FG%	FT%
SEA	3.6	0.0	1.0	1.0	.000	.000	.000
B12	-	-	-	-	-	-	-
CAR	3.4	0.6	0.5	0.4	.200	.143	.000

- Former walk-on guard, played 3 seasons on BU Football team, switched to MBB after 2017 FB season
- Has appeared 5 times this season, totaling 5 assists, 5 rebounds and 1 steal in 19 minutes
- Came off bench to play in 9 games last season, totaling 10 points in 32 minutes of action
- Played in 5 football games over 2016-17 seasons as running back and kick returner
- Won 5 state titles at Bishop Gorman HS, 3 in basketball and 2 in football

24



Matthew Mayer (MYE-er)

G/F • 6-9 • 210 • So. • Austin, Texas

	MIN	PTS	REB	AST	FG%	3FG%	FT%
SEA	10.8	4.0	1.7	0.9	.400	.450	.375
B12	12.8	3.0	1.5	1.3	.333	.400	.000
CAR	11.5	4.4	1.9	0.8	.350	.341	.618

- Sophomore wing with length, range and quick release, provides instant offense off bench
- Played season-high 17 minutes in back-to-back Big 12 games - vs. Texas (1/4) and at Texas Tech (1/7)
- Has 7 career games with 10+ pts off bench, including 10 points in 11 min of win vs. Villanova (1/24/19)
- Scored 17 points (5-of-9 FGs) in just 14 minutes off bench in last year's Big 12 opener at TCU (1/5/19)
- 4-star recruit from Austin's Westlake High School, ranked among top-100 recruits nationally in 2018 class

25



Tristan Clark

F • 6-10 • 245 • Jr. • San Antonio, Texas

	MIN	PTS	REB	AST	FG%	3FG%	FT%
SEA	14.9	4.0	2.5	0.5	.360	.000	.727
B12	7.8	1.8	1.0	0.0	.429	.000	.500
CAR	21.3	8.2	4.5	0.9	.615	.231	.667

- Strong, skilled junior forward; played 16 minutes in season-opener, first action since Jan. 8 (301 days)
- Working way back from season-ending knee injury in January, played in 11 of 15 games this season
- Led nation with .737 FG pct last year (84-114) until he dropped from minimum 75% of games on Jan. 26
- Double-figure scoring in 11 of 14 games last season after doing so in 10 of 33 games last year
- Career .615 field goal percentage (195-317) is 2nd-best in program history (Josh Lomers .663)

31



MaCio Teague (may-SEE-oh)

G • 6-3 • 195 • R.Jr. • Cincinnati, Ohio

	MIN	PTS	REB	AST	FG%	3FG%	FT%
SEA	31.5	13.8	5.0	2.3	.405	.352	.842
B12	34.8	11.5	5.8	1.5	.351	.313	.938
CAR	34.1	15.7	4.6	2.5	.435	.421	.869

- Redshirt junior guard, sat out 18-19 as transfer from UNC Asheville; played on practice squad
- Double-figure scoring in 12 of 15 games this season and 66 of 82 games during collegiate career
- Has made a 3FG in 38 of last 40 games; 11 career games with 5+ 3FGs, 35 games with 3+ 3FGs
- Ranks 25th among active D1 players with .421 career 3FG%; makes 2.4 3s per game (198-470; 82 Gs)
- Scored 1,078 points over 2 seasons at UNCA, 4th player in Big South history to reach 1k as soph.

33



Freddie Gillespie

F • 6-9 • 245 • R.Sr. • St. Paul, Minn.

	MIN	PTS	REB	BLK	FG%	3FG%	FT%
SEA	27.3	9.3	9.3	2.2	.561	.000	.698
B12	29.3	10.3	9.5	2.3	.545	.000	.556
CAR	21.6	6.8	6.2	1.5	.605	.000	.627

- Former walk-on forward, sat out 2017-18 after transferring from D3 Carleton College in Northfield, Minn.
- Last 8 Games: 10.3 ppg, 9.9 rpg, 2.4 bpg, 63% field goals (34-54), 67% free throws (14-21)
- National Ranks: 3rd offensive rebounding (4.2), 33rd blocks (2.2), 47th rebounding (9.3), 48th D-Ds (6)
- Named Big 12 Player of the Week on Dec. 9 after 17p/13r/5b in 38 min. of win vs. No. 12 Arizona
- Played only 16 minutes during 2015-16 freshman season at Carleton, totaling 4 pts, 7 rebs and 2 blocks

45



Davion Mitchell (DAY-vee-ahn)

G • 6-2 • 195 • RSo. • Hinesville, Ga.

	MIN	PTS	REB	AST	FG%	3FG%	FT%
SEA	30.0	10.1	2.5	3.1	.452	.352	.636
B12	31.3	11.0	3.5	2.5	.472	.500	1.000
CAR	21.1	5.7	1.6	2.2	.441	.321	.656

- Lightning quick redshirt sophomore guard, sat out last season after transferring from Auburn
- Last 5 Games: 12.8 ppg, 3.2 apg, 1.7 spg; 57% (31-54) from field and 53% (10-19) on 3-pointers
- Averaging 11.4 ppg over last 11 games after posting 4.0 ppg over first 38 collegiate games
- Made 3-pointer in 11 straight games, 41% (17-of-41) during streak; shot 26% in previous 38 gms (17-65)
- Teams are 26-1 in games in which he's played 20+ minutes (Auburn 12-0, Baylor 14-1)

Head Coach: Scott Drew (17th season at Baylor)
 Associate Head Coach: Jerome Tang (17th season at Baylor)
 Assistant Coach: Alvin Brooks III (4th season at Baylor)
 Assistant Coach: John Jakus (3rd season at Baylor)

Special Assistant & Director of Player Personnel: Jared Nuness
 Special Assistant to the Head Coach: Bill Peterson
 Director of Basketball Operations: Aditya Malhotra
 Director of Video Operations: Ty Beard
 Athletic Trainer: Dave Snyder
 Strength Coach: Charlie Melton