

BAYLOR

BASKETBALL GAME NOTES



Follow **Baylor Basketball** on Twitter, Instagram and Facebook: **@BaylorMBB**

GAME 13



4/4 **BAYLOR** (11-1, 1-0 Big 12) at 22/21 **TEXAS TECH** (10-3, 1-0 Big 12)

Jan. 7, 2020 • 8:00 p.m. CT • Watch: ESPN2 and ESPN App • Listen: ESPN Central Texas & TuneIn App
Lubbock, Texas • United Supermarkets Arena (15,000) • Social Media: **@BaylorMBB** | **#SicEm** | **#1TGF**

MEDIA INFORMATION

TV: ESPN2 and ESPN App

Talent: Jon Sciambi (pxp), Fran Fraschilla (analyst)

National Radio: Westwood One

Talent: Craig Way (pxp), Will Perdue (analyst)

BU Radio: Baylor-IMG College / ESPN Central Texas

Talent: John Morris (pxp), David Kaye (analyst)

Satellite Radio: Sirius 83, XM 83, Internet 83

Social Media: **@BaylorMBB** | **#SicEm** | **#1TGF**

BU vs. AP Top 25 61-194 (44-99 Drew era)

All-Time Series Texas Tech leads 80-58

Waco Baylor leads 37-27

Lubbock Tech leads 49-18

Neutral Tech leads 4-3

Drew Era Baylor leads 19-13

First Meeting 1/2/37 – TTU 38-28 (Oklahoma City)

Last Season 1/19/19 – BU 73-62 (Waco)

2/16/19 – TTU 86-61 (Lubbock)

2019-20 SCHEDULE & RESULTS

DATE	BU	OPP	OPPONENT	TV	TIME
N5	16/18	—	CENTRAL ARKANSAS	Big 12 Now/ESPN+	W, 105-61
N8	16/18	rv/rv	vs. Washington ¹	ESPN	L, 64-67
N15	24/18	—	TEXAS STATE	Big 12 Now/ESPN+	W, 72-63
N21	24/23	—	vs. Ohio ²	ESPN2	W, 76-53
N22	24/23	—	at Coastal Carolina ²	ESPNU	W, 77-65
N24	24/23	17/15	vs. Villanova ²	ESPN	W, 87-78
D3	18/16	—	MD. EASTERN SHORE	Big 12 Now/ESPN+	W, 78-46
D7	18/16	12/11	ARIZONA	ESPNU	W, 63-58
D10	11/11	18/19	BUTLER ³	ESPN2	W, 53-52
D18	10/11	—	vs. UT-Martin ⁴	ESPNU	W, 91-63
D30	6/4	—	JACKSON STATE	Big 12 Now/ESPN+	W, 83-57
J4	6/4	—	• TEXAS	ESPN2	W, 59-44
J7	4/4	22/21	• at Texas Tech	ESPN2	8 p.m.
J11	4/4	3/3	• at Kansas	CBS	12 p.m.
J15	—	—	• IOWA STATE	Big 12 Now/ESPN+	7 p.m.
J18	—	—	• at Oklahoma State	ESPN2/U	11 a.m.
J20	—	—	• OKLAHOMA	ESPN	8 p.m.
J25	—	—	at Florida ⁵	ESPN	7 p.m.
J29	—	—	• at Iowa State	ESPN2/U	8 p.m.
F1	—	—	• TCU	ESPN2	3 p.m.
F3	—	—	• at Kansas State	ESPN2	8 p.m.
F8	—	—	• OKLAHOMA STATE	ESPN2	5 p.m.
F10	—	—	• at Texas	ESPN/2	8 p.m.
F15	—	—	• WEST VIRGINIA	Big 12 Now/ESPN+	3 p.m.
F18	—	—	• at Oklahoma	ESPN2/U	8 p.m.
F22	—	—	• KANSAS	ESPN/2	11 a.m.
F25	—	—	• KANSAS STATE	Big 12 Now/ESPN+	7 p.m.
F29	—	—	• at TCU	ESPN2/U	1 p.m.
M2	—	—	• TEXAS TECH	ESPN	8 p.m.
M7	—	—	• at West Virginia	Big 12 Now/ESPN+	12 p.m.
M11-14	—	—	Big 12 Championship ⁶	ESPN2/U	TBD

SCHEDULE KEY

1 – Armed Forces Classic (Anchorage); 2 – Myrtle Beach Invitational (Conway, S.C.); 3 – Big East/Big 12 Battle (Waco, Texas); 4 – The Battleground 2k19 (Houston); 5 – Big 12/SEC Challenge (Gainesville, Fla.); 6 – Big 12 Championship (Kansas City)

Rankings: AP/Coaches; All times Central

BAYLOR ATHLETICS COMMUNICATIONS

DAVID KAYE

Assistant AD

254-709-5147 • David_Kaye@baylor.edu

STORY LINES

- No. 4/4 Baylor heads to Lubbock to face No. 22/21 Texas Tech at 8 p.m. CT Tuesday on ESPN2.
- Tuesday is the 139th all-time series meeting dating back to 1937. Baylor is 19-9 vs. Texas Tech since 2006, including a 7-7 mark in Lubbock in that span. BU is 6-4 in its last 10 trips to Lubbock.
- The teams split the series last season, with each winning on its home court. **Jared Butler** led Baylor in scoring in both games, as the Bears won 73-62 in Waco and lost 86-61 in Lubbock.
- Baylor is riding a 10-game winning streak, the 8th-longest streak in program history. It's also the nation's 3rd-longest active streak behind San Diego State (15) and Auburn (13).
- BU defeated 3 ranked teams prior to January for the 2nd time in program history (4-0 in 2016-17).
- Baylor leads the Big 12 and ranks 11th nationally in scoring defense (58.9). BU ranks No. 9 nationally in defensive efficiency (87.4), on pace to be the best defense of the Drew era (16th at 92.9 in 2016-17).
- Baylor is 34-38 in Big 12 road games since 2012, 2nd-best in the league behind only Kansas (45-28).
- BU reached double-digit non-conference for the 6th time in the last 7 seasons and 12th time in 14 years.
- Baylor has led or been tied for 98% of game time over its last 6 games (234:09 of 240:00).
- Baylor's defense has forced 15+ turnovers in 9 of 12 games after doing so in 7 of 34 games last year.
- BU is No. 4 in the most recent AP Top 25 and has moved up in the rankings in 7 consecutive weeks.
- Baylor's No. 4 AP ranking is its highest since the Bears were No. 4 on Feb. 13, 2017.
- Baylor's streak of 10 consecutive AP polls ranked is the 6th-longest in program history (all since 2010).
- The Bears have now been ranked in every AP Top 25 spot except No. 8 during the 17-year Drew era.
- BU won its third tournament title in 4 years by beating Villanova to win the Myrtle Beach Invitational.
- Baylor is 1 of 6 Power-5 programs to win 18+ games in each of the last 12 seasons since 2008, joining Duke, Kansas, Kentucky, Michigan State and North Carolina.
- Baylor is the only school with FB, MBB, WBB & VB all ranked. Those teams are a combined 63-7 this year and all four are currently top-10 ranked (No. 3 VB, No. 4 MBB, No. 6 WBB, No. 7 FB).
- Head coach **Scott Drew** is in his 17th season in Waco and is BU's all-time wins leader (327-210).
- Drew is coaching his 538th game at Baylor (327-210). His .609 winning percentage is best in BU history among coaches with 40+ games, and his teams have a .675 winning percentage since 2007-08 (293-141).
- Baylor is playing its 224th game as a ranked team under Drew – BU was ranked in 2 of 2197 games over the program's 97 seasons prior to Drew. Since 2008-09, BU has been ranked in 221 of 403 games.
- Baylor is coming off its 10th 20-win season in the last 12 years. The Bears were a No. 9 seed in the 2019 NCAA Tournament, where they knocked off Syracuse before falling to No. 1 seed Gonzaga.
- BU was picked 2nd in the Big 12 Preseason Coaches Poll, tying the highest in program history (2012-13). The Bears were picked 9th in last year's poll, but overcame a multitude of injuries to finish in 4th place.
- Baylor has been in the Preseason AP Top 25 in 7 of 10 seasons since its first preseason ranking in 2010-11.
- BU has advanced to the postseason in 8 straight seasons, tied as the nation's 10th-longest active streak.
- BU has ranked top-10 nationally in offensive rebounding pct. in 6 straight seasons (No. 7 this year).

TEAM INFORMATION

BAYLOR (11-1, 1-0 Big 12)	
Ranking	4th – AP, 4th – Coaches
Head Coach	Scott Drew (Butler, 1993)
Career Record	347-221 (18th season)
BU Record	327-210 (17th season)
vs. Texas Tech	18-13

TEXAS TECH (10-3, 1-0 Big 12)

Ranking	22nd – AP, 21st – Coaches
Head Coach	Chris Beard (Texas, 1995)
Career Record	116-39 (5th season)
TTU Record	86-34 (4th season)
vs. Baylor	3-3
SID	Wes Bloomquist – Wes.Bloomquist@ttu.edu

BAYLOR 2019-20 STATS

#	P	NAME	YR	PPG	RPG	APG	MPG
12	G	Jared Butler	So.	17.3	2.9	3.0	29.7
31	G	MaCio Teague	RJr.	15.2	4.8	2.4	30.8
45	G	Davion Mitchell	RSr.	9.3	2.3	3.3	29.0
33	F	Freddie Gillespie	RSr.	8.7	9.4	2.3*	26.8
2	G	Devonte Bando	Sr.	8.1	4.4	1.7	25.5
11	F	Mark Vital	RJr.	6.6	5.4	1.6	24.4
25	F	Tristan Clark	Jr.	4.9	2.9	0.8	17.4
24	F	Matthew Mayer	So.	4.6	1.7	0.8	10.7
0	F	Flo Thamba	So.	3.4	3.4	0.9*	11.0
15	G	Obim Okeke	Sr.	0.0	1.0	1.0	3.6
13	F	Jackson Moffatt	RFr.	0.0	0.3	0.0	2.5
5	F	Jordan Turner	Fr.	—	—	—	—

* - blocks per game

PRONUNCIATIONS

John JAKUS	JAYK-us
Matthew MAYER	MYE-er
DAVION Mitchell	DAY-vee-ahn
OBIM OKEKE	OH-bihm oh-KAY-kay
Jonathan TCHAMWA TCHATCHOUA	CHAWM-wuh CHAT-chew-wuh
MACIO Teague	may-SEE-oh
Mark VITAL	VYE-tuhl

2019-20 SEASON HONORS

JARED BUTLER
 Oscar Robertson Trophy Watch List
 Myrtle Beach Invitational MVP
 Big 12 Player of the Week (Nov. 25)

TRISTAN CLARK
 Preseason All-Big 12 Team
 Naismith Trophy Preseason Watch List
 Karl Malone Award Watch List

FREDDIE GILLESPIE
 Big 12 Player of the Week (Dec. 9)

MACIO TEAGUE
 Myrtle Beach Invitational All-Tournament Team

PARTICIPATION

CAREER STARTS

78	MaCio Teague (66 at UNC Asheville)
58	Mark Vital
50	Tristan Clark
46	Freddie Gillespie (23 at Carleton)
33	Jared Butler
12	Davion Mitchell
7	Devonte Bando

CAREER GAMES PLAYED (NCAA)

79	MaCio Teague (67 at UNC Asheville)
79	Mark Vital
69	Freddie Gillespie (31 at Carleton)
56	Tristan Clark
46	Davion Mitchell (34 at Auburn)
46	Devonte Bando
46	Jared Butler
45	Matthew Mayer
43	Flo Thamba
21	Obim Okeke
4	Jackson Moffatt

BAYLOR IN THE RANKINGS

WEEK	W/L	AP	COACHES
Preseason	0-0	16th (523)	18th (228)
Nov. 11	1-1	24th (179)	18th (228)
Nov. 18	2-1	24th (179)	23rd (111)
Nov. 25	5-1	19th (450)	18th (223)
Dec. 2	5-1	18th (466)	16th (269)
Dec. 9	7-1	11th (872)	11th (438)
Dec. 16	8-1	10th (1062)	11th (513)
Dec. 23	9-1	7th (1207)	6th (594)
Dec. 30	9-1	6th (1267)	4th (639)
Jan. 6	11-1	4th (1386)	4th (670)

QUICK HITS

- BU is 44-72 against AP-ranked teams since 2007-08 after going 0-27 in Drew's first 4 rebuilding seasons.
- Baylor is 38-4 when leading at halftime over the last 3 seasons since 2017-18.
- Baylor has won 89% of its games when leading at the half since 2011-12 (156-20).
- BU is 99-21 since 2015-16 when leading at any point in the 2nd half of a game (11-1 this season).
- Baylor is 202-94 over the last 9 seasons, averaging 24 wins per season since 2012.
- Baylor's 202 wins since 2011-12 are second-most in the Big 12 behind only Kansas (247).
- Baylor is 293-141 since 2007-08, the first year Drew's staff had a full allotment of scholarships.
- BU returned 8 letterwinners from last season, including 5 players who made at least 7 starts – **Mark Vital** (34), **Jared Butler** (21), **Tristan Clark** (14), **Freddie Gillespie** (11) and **Devonte Bando** (7).
- Baylor returned 9 players with at least 26 games of Division I experience, including a pair of transfers who are now starters after sitting out last season – **Davion Mitchell** and **MaCio Teague**.
- Eight of Baylor's 14 players either have used or are currently using a redshirt year. Five after transferring to BU – Flagler, Gillespie, Mitchell, Tchamwa Tchatchoua and Teague, and three as freshmen – Moffatt, Turner and Vital.
- Eight of Baylor's nine starting point guards under Drew have earned All-Big recognition (14 of last 15 seasons).
- Baylor is 12-23 against AP Top 10 teams since March 2012. BU started the Drew era 1-26 vs. top-10.
- Baylor has defeated 7 top-10 teams in the last 3 seasons, including a 6-3 mark vs. top-10 teams in Waco.
- Baylor has won 20+ games in 10 of the last 12 seasons after recording only three 20-win seasons in the previous 100 years of Baylor Basketball (1946, 1948, 1988).
- The Bears are one of 11 programs nationally (1 of 6 in Power-5) to win 18+ games in every year since 2008.
- Baylor is 1 of 14 teams nationally to appear in every postseason since 2012 (6 NCAAs, 2 NITs).
- BU is 5-1 all-time in Big 12/SEC Challenges, the best record of any team in either league. Combined with a 3-1 mark in the Big 12/Pac-10 Series and 1-0 in the Big 12/Big East Battle, Baylor is 9-2 in conference challenges.
- Baylor has the nation's 11th-longest active streak with at least one 3-point FG made in 915 straight games – the last time Baylor failed to make a 3-pointer was more than 29 years ago, on Feb. 21, 1990 vs. Texas Tech (0-8).
- BU has recorded double-digit non-conference wins in 12 of the last 13 seasons (all except 2012-13).
- Baylor has won 6 tournament titles under **Drew** (2007 Paradise Jam, 2011 Las Vegas Classic, 2013 NIT, 2016 Battle 4 Atlantis, 2017 Hall of Fame Classic and 2019 Myrtle Beach Invitational).

ONE OF THE GREATEST REBUILDS IN NCAA HISTORY

- **Scott Drew** became Baylor head coach in 2003, starting of one of the greatest rebuilds in NCAA history.
- Drew is now in his 17th season at Baylor and is the school's all-time wins leader (327).
- Drew is coaching his 538th game at Baylor (327-210). His .609 winning percentage is best in BU history among coaches with 40+ games, and he's the program's all-time wins leader.
- Baylor has a .675 winning percentage (293-141) since Drew's first year with no scholarship restrictions in 2007-08 and a .682 winning percentage (202-94) over the last 9 seasons since 2011-12.
- Drew (49) is the youngest of 12 coaches nationally to take his current program to four Sweet 16s since 2010.
- Baylor is playing its 224th game as a ranked team in Drew's 17 seasons. BU was ranked in 2 of 2,197 games over the program's first 97 seasons prior to Drew. Since 2008-09, BU has been ranked in 221 of 403 games.
- In Drew's first 16 seasons at Baylor, 42 players have gone on to professional careers.

2019-20 BAYLOR BASKETBALL ROSTER

NO.	NAME	POS	HT	WT	CL.-EXP.	HOMETOWN/PREVIOUS SCHOOL
0	Flo Thamba	F	6-10	240	So.-1L	Kinshasa, Democratic Republic of Congo/Mountain Mission School
2	Devonte Bando	G	6-3	185	Sr.-1L	Mississauga, Ontario/Faith Baptist HS (Hutchinson [Kan.] CC)
5	Jordan Turner	G/F	6-7	195	Fr.-HS	Houston, Texas/Sunrise Christian
10	Adam Flagler	G	6-3	180	So.-%-TR	Duluth, Ga./Duluth HS (Presbyterian)
11	Mark Vital	G/F	6-5	230	RJr.-2L	Lake Charles, La./Advanced Prep International
12	Jared Butler	G	6-3	190	So.-1L	Reserve, La./Riverside Academy
13	Jackson Moffatt	G/F	6-6	210	RFr.-SQ	Magnolia, Texas/Magnolia HS
15	Obim Okeke	G	6-0	225	Sr.-1L	Las Vegas, Nev./Bishop Gorman HS
23	Jonathan Tchamwa Tchatchoua	F	6-8	245	So.-%-TR	Douala, Cameroon/NBA Global Academy - Australia (UNLV)
24	Matthew Mayer	G/F	6-9	210	So.-1L	Austin, Texas/Westlake HS
25	Tristan Clark	F	6-10	245	Jr.-2L	San Antonio, Texas/Wagner HS
31	MaCio Teague	G	6-3	195	RJr.-%-SQ	Cincinnati, Ohio/Walnut Hills HS (UNC Asheville)
33	Freddie Gillespie	F	6-9	245	RSr.-1L	St. Paul, Minn./East Ridge HS (Carleton)
45	Davion Mitchell	G	6-2	195	RSo.-%-SQ	Hinesville, Ga./Liberty County HS (Auburn)

^ - sat out 2016-17 as redshirt * - sat out 2017-18 as redshirt # - sat out 2018-19 as redshirt % - will sit out 2019-20 as transfer

COACHING & SUPPORT STAFF

Head Coach: Scott Drew (Butler, 1993), 17th season at Baylor (18th season as Division I head coach)
Associate Head Coach: Jerome Tang (Charter Oak State, 2007), 17th season at Baylor
Assistant Coach: Alvin Brooks III (Idaho State, 2002), 4th season at Baylor
Assistant Coach: John Jakus (Trinity International, 1999), 3rd season at Baylor
Special Assistant & Director of Player Development: Jared Nuness (Valparaiso, 2001), 10th season at Baylor
Special Assistant to the Head Coach: Bill Peterson (Eckerd, 1979), 3rd season at Baylor
Director of Basketball Operations: Aditya Malhotra (Baylor, 2006), 7th season at Baylor
Director of Video Operations: Ty Beard (Baylor, 2009), 3rd season at Baylor

SERIES HISTORY

- Tuesday is the 139th all-time series meeting dating back to 1937.
- Baylor is 58-80 in the series, including an 18-49 mark in Lubbock and a 19-13 mark in the Scott Drew era.
- Baylor is 19-9 vs. Texas Tech since 2006, including 7-7 in Lubbock in that span (6-4 in Lubbock since 2010).

LAST TIME VS. TEXAS TECH IN LUBBOCK

- Baylor played without four projected starters in an 86-61 loss at No. 15 Texas Tech on Feb. 16, 2019.
- BU held Tech to .407 from the field (22-of-54), but the Red Raiders converted 30-of-35 free throws.
- Freshman **Jared Butler** had team-highs of 16 points, 4 assists and 37 minutes, while **Mario Kegler** added 15 points.
- The 25-point margin-of-defeat was Baylor's worst since Jan. 2, 2016 at Kansas.

LAST TIME VS. TEXAS TECH IN WACO

- Freshman **Jared Butler** led the Bears with 19 points and 5 assists (14 points, 2 assists and 3 steals in the 2nd half), while **Makai Mason** added 16 points to help the Bears to a 73-62 win over No. 8 Texas Tech on Jan. 19, 2019.
- Baylor trailed 23-10 midway through the 1st half, but BU closed the half on a 23-8 run to lead 33-31 at halftime.
- Butler scored Baylor's first 8 points in the 2nd half, and after Tech cut the BU lead to 2 points with 5 minutes left, Butler made a 3-pointer and converted a 3-point play on consecutive possessions to extend the lead back to 8 points.
- BU went 10-of-10 at the foul line in the final 3 minutes, with **Freddie Gillespie** and Mason making 4 apiece.

ELITE DEFENSE KEYS WIN IN BIG 12 OPENER VS. TEXAS

- Baylor held Texas to 44 points in a 59-44 victory in both teams' Big 12 opener on Jan. 4 in Waco.
- The 44 points were the fewest by a Shaka Smart-coached team in his 11-year collegiate career and the fewest by any Texas team since scoring 41 vs. Georgetown on Dec. 4, 2012.
- It was the best defensive performance by a BU team in Big 12 play since holding K-State to 42 points in 2015.
- **MaCio Teague** had a game-high 21 points, including 9-of-9 at the free throw line.

THREE WINS VS. TOP-20 TEAMS

- Baylor is 3-0 this season against ranked opponents, defeating No. 12 Arizona, No. 17 Villanova and No. 18 Butler.
- Those three teams all remain top-25 ranked and have a combined 35-4 record in all other games.
- Baylor led for 80% of game time in those three games (95:51 of 120:00). BU never trailed Butler, and the largest deficit the Bears faced against Arizona was 2 points and against Villanova was 6 points.
- BU's only loss this season was by 3 points on a neutral court against current No. 21 Washington.

BACK-TO-BACK TOP-20 WINS LED BY DEFENSE

- Baylor has knocked off No. 12 Arizona and No. 18 Butler in consecutive games, despite shooting 35 percent against Butler (21-60) and 30 percent against Arizona (17-56). The Bears shot .327 (38-116) over those two games.
- The Bears led for 75:30 of 80:00 minutes in those two games, holding a lead for 94 percent of game time.
- BU limited Arizona to .269 (14-52) from the field, the Wildcats' lowest in a game since at least 2000.
- The Bears held Butler to .392 (20-51) from the field and each team had 11 turnovers, but Baylor turned those 11 Butler turnovers into 17 points, while limiting the Bulldogs to 5 points off turnovers.

BU DEFEATS NO. 18 BUTLER IN INAUGURAL BIG 12/BIG EAST BATTLE

- Baylor defeated No. 18 Butler 53-52 in the inaugural Big 12/Big East Battle on Dec. 10 in Waco.
- The Bears won despite scoring only 53 points and shooting 35 percent from the field.
- Baylor's 53 points were its fewest in a win since a 51-40 victory over TCU on Jan. 12, 2012.
- BU built a 16-point first-half lead and never trailed in the game. Butler cut the BU lead to 53-52 with 1:14 remaining, but **Mark Vital** blocked the potential go-ahead layup off of Butler's Kamar Baldwin to secure the win.

BEARS KNOCK OFF NO. 12 ARIZONA TO COMPLETE HOME-AND-HOME SWEEP

- Baylor improved to 2-0 vs. ranked teams by recording a 63-58 win over No. 12 Arizona on Dec. 7.
- The Bears held Arizona to a .269 field goal percentage (14-52), the Wildcats lowest in a game since at least 2000.
- BU won despite shooting only .304 from the field (17-56). The Bears out-rebounded Arizona 40-33, had 12 assists to Arizona's 7 assists and made 6-of-24 from 3-point range against Arizona's 2-of-11 from downtown.
- **MaCio Teague** led the Bears with 19 points, while **Freddie Gillespie** posted career-highs of 17 points, 13 rebounds, 5 blocks and 36 minutes. **Mark Vital** recorded a +17 plus-minus in just 14 minutes off the bench.
- **Gillespie** earned his career-first Big 12 Player of the Week honor two days after the win.
- The win completed Baylor's home-and-home sweep against Arizona following a 58-49 win in Tucson last season.

WIN OVER NO. 17 VILLANOVA GIVES BEARS MYRTLE BEACH INVITATIONAL TITLE

- Baylor claimed the Myrtle Beach Invitational title with wins vs. Ohio, at Coastal Carolina and vs. No. 17 Villanova.
- **Jared Butler** earned MVP honors after scoring 10 points in the final 6 minutes of the championship game, and he was joined on the All-Tournament Team by **MaCio Teague**, who led the Bears with 18.7 ppg in the tournament.
- **Davion Mitchell** averaged 12.3 points in the tournament after entering with a career single-game high of 10 points.
- BU overcame an early 7-point deficit on its way to a 76-53 win over Ohio in the quarterfinals, led by Butler's 19 points.
- The Bears trailed by 8 points with 15 minutes left at Coastal Carolina, but rallied to win 77-65 in the semifinals.
- The championship game vs. No. 17 Villanova featured 18 lead changes, but Baylor closed the game on a 23-12 run over the final 6 minutes to claim an 87-78 win. The Bears made 6-of-9 3-pointers in the 2nd half.



SCOTT DREW
HEAD COACH
17TH SEASON AT BAYLOR

THE DREW FILE

PERSONAL

Birthdate: Oct. 23, 1970
Birthplace: Kansas City, Mo.
Family: Wife, Kelly; daughter Mackenzie, sons Peyton and Brody

EDUCATION

College: Butler, 1993; Valparaiso, 1994 (Master's)

COACHING EXPERIENCE

1993-01 Valparaiso (assistant coach)
2001-02 Valparaiso (associate head coach)
2002-03 Valparaiso (head coach)
2003-pres. Baylor (head coach)

THE DREW WORKSHEET

YEAR	SCHOOL	OVERALL	CONF.
2002-03	Valparaiso	20-11	12-2
2003-04	Baylor	8-21	3-13
2004-05	Baylor	9-19	1-15
2005-06†	Baylor	4-13	4-12
2006-07	Baylor	15-16	4-12
2007-08	Baylor ¹	21-11	9-7
2008-09	Baylor ²	24-15	5-11
2009-10	Baylor ¹	28-8	11-5
2010-11	Baylor	18-13	7-9
2011-12	Baylor ¹	30-8	12-6
2012-13*	Baylor ²	23-14	9-9
2013-14	Baylor ¹	26-12	9-9
2014-15	Baylor ¹	24-10	11-7
2015-16	Baylor ¹	22-12	10-8
2016-17	Baylor ¹	27-8	12-6
2017-18	Baylor ²	19-15	8-10
2018-19	Baylor ¹	20-14	10-8
2019-20	Baylor	11-1	1-0
TOTAL	18th season	347-221	136-149
BAYLOR	17th season	327-210	124-147

† Baylor played no non-conference schedule due to NCAA sanctions.
* Two of Baylor's wins were credited to interim head coach Jerome Tang.
¹ NCAA Tournament Appearances | ² NIT Appearances

DREW VS. 2019-20 OPPONENTS

OPPONENT	CAREER
Arizona	2-0
Butler	1-0
Central Arkansas	2-0
Coastal Carolina	1-0
Florida	0-1
Iowa State	14-13
Jackson State	9-0
Kansas	4-24
Kansas State	11-16
Maryland-Eastern Shore	2-0
Ohio	1-0
Oklahoma	12-22
Oklahoma State	17-16
Texas	17-21
TCU	12-3
Texas State	2-0
Texas Tech	18-13
UT-Martin	1-0
Villanova	1-0
Washington	0-1
West Virginia	10-7
CAREER W-L TOTAL	347-221

MISCELLANEOUS STATISTICS

Current Streak.....	Won 10
Current Home Streak.....	Won 7
Current Road/Neutral Streak.....	Won 4
Last Win.....	Jan. 4 vs. Texas (59-44)
Last Home Win.....	Jan. 4 vs. Texas (59-44)
Last Away Win.....	Dec. 18 vs. UT Martin (91-63)
Last Loss.....	Nov. 8 vs. Washington (64-67)
Last Home Loss.....	March 6 vs. Oklahoma State (64-67)
Last Away Loss.....	Nov. 8 vs. Washington (64-67)

2019-20 RECORD BY STARTING LINEUP

Mitchell (g), Butler (g), Teague (g), Vital (f), Gillespie (f).....	6-0
Mitchell (g), Butler (g), Teague (g), Clark (f), Gillespie (f).....	5-1

RECORD WHEN...

	2019-20		DREW
	ALL	B12	ERA
Leading or tied at halftime	9-1	1-0	263-47
Trailing at halftime	2-0	0-0	66-163
Shoot 50 percent or higher	4-0	0-0	153-12
Shoot lower than 50 percent	7-1	1-0	176-198
Shoot higher pct than opponent	7-0	0-0	284-29
Shoot lower percentage than opp	4-1	1-0	45-181
Opp. shoot lower than 50 percent	9-1	1-0	310-113
Opp. shoot 50 percent or higher	2-0	0-0	19-97
Score fewer than 60 points	2-0	1-0	14-50
Score 60-plus points	9-1	0-0	315-160
Score 70-plus points	8-0	0-0	276-68
Score 80-plus points	4-0	0-0	139-12
Score 90-plus points	2-0	0-0	59-3
Score 100-plus points	1-0	0-0	21-0
Opp. score fewer than 50 points	2-0	1-0	35-1
Opp. score fewer than 60 points	6-0	1-0	121-9
Opp. score fewer than 70 points	10-1	1-0	233-54
Opp. score fewer than 80 points	11-1	1-0	310-141
Opp. score 80-plus points	0-0	0-0	19-69
Opp. score 90-plus points	0-0	0-0	3-19
More rebounds than opponent	8-0	1-0	252-79
Equal/fewer rebounds than opp.	3-1	0-0	77-131
40+ rebounds	5-0	1-0	130-32
Fewer than 40 rebounds	6-1	0-0	199-178
Fewer turnovers than opp.	9-1	1-0	166-67
Equal/more turnovers than opp.	2-0	0-0	163-143
Games decided by 5 or fewer pts	2-1	0-0	69-61
OT games	0-0	0-0	19-5
Games as AP ranked team	11-1	1-0	159-64
Games vs. AP ranked opponents	3-0	0-0	44-99
Games following a loss	2-0	0-0	108-96
Games following a win	9-1	1-0	220-114
More points in paint than opp.	9-0	0-0	233-85
Equal/fewer pts in paint than opp.	2-1	1-0	96-125
More points off TO than opp.	10-1	1-0	200-71
Equal/fewer pts off TO than opp.	1-0	0-0	129-139
More bench points than opp.	7-1	1-0	192-106
Equal/fewer bench points than opp.	4-0	0-0	137-104
More 2nd-chance points than opp.	7-0	1-0	190-109
Equal/fewer 2nd-ch. pts than opp.	4-1	0-0	139-101
Playing in November	5-1	0-0	77-15
Playing in December	5-0	0-0	78-19
Playing in January	1-0	1-0	69-63
Playing in February	0-0	0-0	60-68
Playing in March	0-0	0-0	43-44
Playing in April	0-0	0-0	2-1

SUCCESS ACROSS BAYLOR ATHLETICS DEPARTMENT

- Baylor is the nation’s only school with top-25 ranked teams in football, men’s and women’s basketball and volleyball.
- Those four sports have a combined 63-7 record this season – FB 11-3, MBB 11-1, WBB 11-1, VB 30-2.
- The BU Volleyball team finished ranked No. 3, advanced to the its first Final Four and won its first Big 12 title.
- Baylor Football is No. 7 nationally at 11-3. The Bears faced No. 5 Georgia in the Sugar Bowl on Jan. 1.
- Baylor Men’s Basketball is ranked No. 4 nationally at 11-1 with its lone loss by 3 points to Washington.
- Baylor Women’s Basketball is ranked No. 6 nationally at 11-1 with its lone loss against No. 5 South Carolina.

TWENTY-SIX WINS VS. RANKED TEAMS IN LAST FIVE SEASONS

- Baylor has gone 26-32 against ranked teams since the start of the 2014-15 season (3-0 this season).
- BU is 44-72 against AP-ranked teams since 2007-08 after going 17-122 in the program’s first 101 seasons.
- Baylor has won multiple games vs. AP Top 25 teams in each of the last 13 seasons. The Bears have defeated at least five ranked teams in four of the last six seasons dating back to 2013-14.

INDIVIDUAL PLAYER RANKINGS

- **Jared Butler** has led BU in scoring in 8 of 12 games this season. He leads the Big 12 in 3FGs/gm (2.9), ranks 2nd in FT% (.923), 3rd in scoring (17.3) and 3FG% (.422), 8th in FG% (.447), 10th in steals (1.5) and 13th in assists (3.0).
- **Freddie Gillespie** is 9th nationally and 2nd in the Big 12 in offensive rebounding (4.1), 28th nationally and 3rd in the Big 12 in blocks (2.3), tied for 3rd in the Big 12 in double-doubles (5), 2nd in rebounding (9.4) and 13th in steals (1.4).
- **MaCio Teague** is 7th in the Big 12 in scoring (15.2), 6th in 3FGs (2.3/gm) and 7th in FT% (.840).
- **Davion Mitchell** is 9th in the Big 12 in steals (1.6), 9th in assist-to-turnover ratio (1.8) and 11th in assists (3.3).
- **Mark Vital** ranks 3rd in the Big 12 in steals (1.9), 11th in blocks (1.1) and 16th in rebounding (5.4).

RANKED 4TH IN LATEST AP TOP 25

- Baylor climbed to No. 4 in the latest AP Top 25 released on Monday. It’s the Bears’ 10th straight week ranked and 7th consecutive week the Bears have moved up in the AP poll.
- This is the 8th time BU has been ranked No. 4 in the AP Top 25, and BU is 9-2 when playing as the No. 4-ranked team. The Bears have occupied 24 of 25 spots in the AP Top 25 over the last 12 seasons (all spots except No. 8).
- Baylor’s streak of 10 consecutive weeks ranked in the AP Top 25 is tied for the 6th-longest streak in program history – 25 polls in 2017-18, 22 in 2012-13, 17 in 2010-11, 15 in 2015-16, 12 in 2014, 10 in 2016.
- Baylor was ranked No. 16 in the preseason AP Top 25 poll, which tied the 2nd-highest preseason ranking in BU history.
- BU has been in the preseason AP Top 25 in 7 of 10 seasons since the program’s first preseason ranking in 2010-11.

NON-CONFERENCE HIGHLIGHTS

- The Bears recorded double-digit non-conference wins for the 6th time in the last 7 years this season.
- Baylor is 12-5 vs. the Pac-12 during the Drew era, 11-1 against the Big East during the Drew era and 15-10 against the SEC during the Drew era, including 10-5 since 2012-13 and 5-1 in the Big 12/SEC Challenge.
- Baylor is 46-11 in games against non-Big 12 teams over the last 4 seasons, including home wins against No. 4 Oregon, No. 7 Xavier, No. 12 Arizona, No. 18 Butler, Oregon and Alabama, neutral site wins vs. No. 10 Louisville, vs. No. 17 Villanova, vs. No. 24 Michigan State, vs. VCU, vs. USC, vs. Wisconsin, vs. Creighton and vs. Syracuse and road wins at Arizona and Ole Miss.

A WIN WOULD ...

- Extend Baylor’s winning streak to 11 games, tying the 5th-longest winning streak in program history.
- Make BU 20-13 against Texas Tech during the Drew era, including 20-9 since 2007 and 8-7 in Lubbock in that span.
- Make Baylor 27-32 vs. ranked teams over the last 6 seasons and 45-72 vs. ranked teams over the last 13 seasons.
- Give Baylor a 4-0 record vs. ranked teams this season (No. 12 Arizona, No. 17 Villanova, No. 18 Butler, No. 22 TTU).
- Mark the second time in program history Baylor won its first 4 matchups against ranked teams (also in 2016-17).
- Be Drew’s 328th win at Baylor and improve Baylor’s record to 294-141 since 2007-08.
- Improve Baylor’s record to 15-7 all-time when playing as an AP Top 5 team.
- Be Baylor’s 15th all-time road win against an AP Top 25 team (13th since 2008).

BIG 12’S BEST RECORD IN CONFERENCE CHALLENGES

- Baylor is 9-2 in conference challenges, the best record of any Big 12 team in those games – 5-1 in the Big 12/SEC Challenge, 3-1 in the Big 12/Pac-10 Series and 1-0 in the Big 12/Big East Battle.
- BU’s 5-1 record in the Big 12/SEC Challenge includes wins over Kentucky, Vanderbilt, Georgia, Ole Miss and Alabama.
- Baylor’s 5-1 record is best by any team in the Big 12/SEC Challenge. Kansas, Oklahoma, Oklahoma State, TCU and Texas Tech are all 4-2, Iowa State, K-State and Texas are all 3-3 and West Virginia is 1-5.
- Baylor’s 9-2 record in conference challenges is best in the Big 12, followed by Kansas (7-4), Oklahoma State (7-4), Oklahoma (6-5), Texas (6-5), Iowa State (6-5), K-State (5-6), Texas Tech (5-6), TCU (4-3) and West Virginia (1-6).

PICKED 2ND IN BIG 12 PRESEASON COACHES POLL

- Baylor was picked second in the 2020 Big 12 Preseason Coaches Poll, tying 2013 for the best in program history.
- Baylor (71 points) was projected behind only Kansas (80). Texas Tech (62) was third, followed by Texas (57), West Virginia (45), Oklahoma State (42), Iowa State (30), Oklahoma (29), Kansas State (23) and TCU (11).
- BU was projected to finish 9th last season, but the Bears overcame injuries to four projected starters to finish 4th.

2019-20 BAYLOR BASKETBALL GAME NOTES
GILLESPIE GROWING INTO STARTING ROLE

- **Freddie Gillespie** has started 21 of the last 24 games since entering the starting lineup on Feb. 9, 2019 vs. K-State.
- Gillespie did not play in 8 of 9 games immediately preceding Tristan Clark's injury last year, but he joined the rotation for the first game without Clark on Jan. 12, and he became a starter 8 games later (started 9 of final 12 games).
- Gillespie was named Big 12 Player of the Week on Dec. 9 after recording career-highs of 17 points, 13 rebounds, 5 blocks and 36 minutes played in the Bears' win over No. 12 Arizona two days prior.
- Gillespie has posted 5 double-doubles this season after doing so in 1 of 26 games played last year.
- Gillespie ranks 9th nationally in offensive rebounding (4.1), 28th nationally in blocks (2.3), 41st nationally in rebounding (9.4) and 51st nationally in double-doubles (5).

BUTLER TAKING OVER

- **Jared Butler** has led Baylor in scoring in 8 of 12 games this season after doing so in 6 of 34 games last year.
- Butler had 30 points in the season-opener vs. UCA, the 2nd-most of his career (31 at Kansas on March 9, 2019), and he posted back-to-back 20-point games – 22 vs. Villanova, 20 vs. UMES.
- Butler leads the Big 12 in 3-pointers made (2.9/gm; 44th nationally), ranks 3rd in 3-point percentage (.422; 30th nationally), 3rd in scoring (17.3; 95th nationally) and 2nd in free throw percentage (.923; 10th nationally).
- Butler has scored at least 12 points in 11 of 12 games this season.
- Butler was named Myrtle Beach Invitational MVP and picked up Big 12 Player of the Week honors on Nov. 25.

TEAGUE CONTINUING STREAKS

- **MaCio Teague** has played in 79 consecutive games and made 75 consecutive starts during 3 collegiate seasons (2016-17 & 2017-18 at UNC Asheville, 2019-20 at Baylor). He has started all but one game (Nov. 20, 2016).
- Teague has made at least one 3-pointer in 37 consecutive games, including 30 of 37 games with multiple 3FGs.
- Teague ranks 7th in the Big 12 in scoring (15.2), 6th in 3-pointers made (2.3/gm) and 7th in free throw pct. (.840).
- Baylor is 11-0 this season when Teague scores 10+ points. He had 8 points in BU's lone loss to Washington.
- Teague led the Bears with 18.7 points per game at the Myrtle Beach Invitational, earning All-Tournament honors.

BREAKTHROUGH IN BIG 12

- BU is 114-94 in Big 12 play in 12 seasons since 2008 after going 45-131 in the league's first 11 seasons.
- BU is 100-77 in Big 12 play in 10 seasons since 2010 after going 59-149 in the league's first 13 seasons.
- Baylor is 34-38 in Big 12 road games since 2012, second-best in the league behind only Kansas (44-24).
- BU has recorded double-digit Big 12 wins in 4 of the last 5 and 6 of the last 10 seasons.
- BU has won 8+ Big 12 games in 8 straight seasons after winning 8+ just 3 times in the league's first 15 years.

SECOND-MOST WINS AMONG BIG 12 TEAMS SINCE 2011-12

- Baylor's 202-94 record since 2011-12 trails only Kansas (247-62) among Big 12 teams (thru 1/3/20).
- Iowa State (190-99) is 3rd, West Virginia (180-111) is 4th, Kansas State (178-107) is 5th, Oklahoma (171-108) is 6th, Texas (161-126) is 7th, Oklahoma State (153-125) is 8th, Texas Tech (151-127) is 9th and TCU (146-138) is 10th.
- Baylor has averaged 24 wins per season over the last seven seasons since 2011-12.

BIG 12'S SECOND-BEST ROAD MARK SINCE 2012

- Baylor is 34-38 in Big 12 road games since 2012, 2nd-best in the league behind only Kansas (45-28) thru 1/5/20.
- BU is 25-29 in Big 12 road games since 2014, which is also second-best in the league behind only Kansas (32-23).

LAST 8 YEARS (2012-PRES.)

Kansas – 45-28
 Baylor – 34-38
 Kansas State – 30-42
 West Virginia – 25-38
 Iowa State – 27-45
 Oklahoma – 21-49
 Oklahoma State – 20-53
 Texas – 19-53
 Texas Tech – 15-57
 TCU – 8-54

LAST 6 YEARS (2014-PRES.)

Kansas – 32-23
 Baylor – 25-29
 West Virginia – 22-32
 Iowa State – 20-34
 Kansas State – 19-35
 Oklahoma – 17-35
 Texas – 14-39
 Oklahoma State – 14-41
 Texas Tech – 14-41
 TCU – 8-46

EIGHT CONSECUTIVE POSTSEASON BERTHS

- Baylor is on a school-record streak of eight consecutive postseason berths, surpassing the total number of postseason berths in the program's 97 seasons prior to the **Scott Drew** era.
- Baylor is 1 of 14 teams to appear in every postseason since 2012, joining Cincinnati, Duke, Gonzaga, Iona, Kansas, Kentucky, Michigan State, New Mexico State, North Carolina, Oregon, Saint Mary's, Virginia and Wichita State.
- BU earned NCAA Tournament bids in 2012, 2014, 2015, 2016, 2017 and 2019 and NIT bids in 2013 and 2018.
- Baylor has made postseason appearances in 11 of 12 seasons since 2008. Prior to that, Baylor's only postseason berths were in 1946 (NCAA), 1948 (NCAA), 1950 (NCAA), 1987 (NIT), 1988 (NCAA), 1990 (NIT) and 2001 (NIT).
- Baylor is 21-10 in postseason national tournaments during the Drew era after going 3-9 prior to Drew's arrival.

DOUBLE-FIGURE GAMES

POINTS	19-20	CAREER
MaCio Teague	11	65 (54 at UNC Asheville)
Jared Butler	11	28
Freddie Gillespie	6	24 (14 at Carleton)
Devonte Bando	4	16
Davion Mitchell	4	6 (2 at Auburn)
Mark Vital	3	21
Matthew Mayer	2	7
Tristan Clark	1	22
Flo Thamba	1	1

REBOUNDS	19-20	CAREER
Freddie Gillespie	7	18 (9 at Carleton)
MaCio Teague	1	4 (3 at UNC Asheville)
Mark Vital	—	9
Tristan Clark	—	3

DOUBLE-DOUBLES	19-20	CAREER
Freddie Gillespie	5	10 (4 at Carleton)
MaCio Teague	1	4 (3 at UNC Asheville)
Mark Vital	—	2
Tristan Clark	—	3

20+ POINTS	19-20	CAREER
Jared Butler	3	5
MaCio Teague	2	22 (20 at UNC Asheville)
Tristan Clark	—	2
Devonte Bando	—	2
Freddie Gillespie	—	1 (1 at Carleton)

30+ POINTS	19-20	CAREER
Jared Butler	1	2
MaCio Teague	—	2 (2 at UNC Asheville)

ACTIVE STREAKS

CONSECUTIVE STARTS

75	MaCio Teague (63 at UNC Asheville)
31	Jared Butler
12	Freddie Gillespie, Davion Mitchell
4	Mark Vital

CONSECUTIVE GAMES PLAYED

79	MaCio Teague (67 at UNC Asheville)
71	Mark Vital
46	Devonte Bando, Jared Butler
46	Davion Mitchell (34 at Auburn)
32	Freddie Gillespie
16	Matthew Mayer
6	Flo Thamba
2	Tristan Clark

CONSECUTIVE GAMES WITH 3-POINTER

37	MaCio Teague (25 at UNC Asheville)
14	Jared Butler
8	Davion Mitchell
1	Matthew Mayer

CONSECUTIVE GAMES WITH 10+ POINTS

10	MaCio Teague
3	Jared Butler

LARGEST LEADS & DEFICITS

	W/L	HALFTIME SCORE	HALFTIME MARGIN	LARGEST LEAD	LARGEST DEFICIT
Central Ark.	W	105-61	+21 (53-32)	+44	—
vs. Washington	L	64-67	+7 (31-24)	+13	-3
Texas State	W	72-63	— (30-30)	+18	-2
vs. Ohio	W	76-53	+13 (36-23)	+24	-7
at CCU	W	77-65	-2 (37-39)	+15	-9
vs. Villanova	W	87-78	-3 (38-41)	+9	-6
UMES	W	78-46	+17 (38-21)	+34	—
Arizona	W	63-58	+11 (35-24)	+18	-2
Butler	W	53-52	+10 (34-24)	+16	—
vs. UT Martin	W	91-63	+8 (38-30)	+36	-1
Jackson St.	W	83-57	+24 (48-24)	+32	-1
Texas	W	59-44	+13 (36-23)	+16	-1

GAME TRENDS

	W/L	SCORE	TIME LEADING	TIME TRAILING	TIME TIED
Central Ark.	W	105-61	39:35	—	0:25
vs. Washington	L	64-67	36:27	1:42	1:51
Texas State	W	72-63	33:01	1:57	5:02
vs. Ohio	W	76-53	29:44	5:43	4:33
at CCU	W	77-65	19:07	17:11	3:42
vs. Villanova	W	87-78	20:22	14:22	5:16
UMES	W	78-46	39:40	—	0:20
Arizona	W	63-58	36:01	3:34	0:25
Butler	W	53-52	39:29	—	0:31
vs. UT Martin	W	91-63	39:25	0:13	0:22
Jackson St.	W	83-57	34:26	1:00	4:34
Texas	W	59-44	38:00	1:04	0:56
TOTAL			405:17	46:46	27:57

SUCCESS IN TOURNAMENTS

- Baylor is 36-12 in regular-season tournaments during the Drew era, including tournament titles in 3 of the last 4 years.
- BU is 23-4 in its seven regular-season tournaments since 2013-14, going 3-1, 3-1, 3-1, 4-0, 4-0, 3-1 and 3-0.
- BU advanced to championship games in the 2007 Paradise Jam (won), 2008 76 Classic (lost), 2011 Las Vegas Classic (won), 2013 Maui Invitational (lost), 2014 Las Vegas Invitational (lost), 2016 Battle 4 Atlantis (won), 2017 Hall of Fame Classic (won) and 2019 Myrtle Beach Invitational (won).
- Baylor has won five regular-season tournament titles under Drew – the 2019 Myrtle Beach Invitational, the 2017 Hall of Fame Classic, the 2016 Battle 4 Atlantis, the 2011 Las Vegas Classic and the 2007 Paradise Jam.

PROGRAM HIGHLIGHTS

- Drew is in his 17th season at Baylor and is the school’s all-time wins leader (326).
- Baylor has had a nation-leading four players selected in the NBA Draft since 2010 who weren’t ranked in the ESPN100 out of high school – Quincy Acy, Ekpe Udoh, Pierre Jackson and Taurean Prince.
- Drew has graduated 49 players during his Baylor tenure, averaging more than 3 graduates per season.
- The Bears have advanced to postseason play in a school-record eight straight seasons (6 NCAA, 2 NIT).
- Baylor is 23-4 in regular-season tournaments since 2013-14, including 4 regular-season tournament titles.
- Drew has won 20+ games in 10 of the last 12 years – the Bears had 3 seasons of 20+ wins prior to his arrival.

FIVE NCAA TOURNAMENT APPEARANCES IN LAST SIX SEASONS

- Baylor appeared in the NCAA Tournament for the fifth time in the last six seasons in 2019.
- BU is 1 of 22 teams (1 of 15 in Power-5) to appear in five NCAA Tournaments since 2014, joining Arizona, Cincinnati, Duke, Gonzaga, Iowa State, Kansas, Kentucky, Michigan, Michigan State, New Mexico State, North Carolina, Oklahoma, Oregon, Providence, Purdue, VCU, Villanova, Virginia, Wichita State, Wisconsin and Xavier.

PROTECTING HALFTIME LEADS

- Baylor is 41-4 in its last 45 games when leading at the half, including 15-3 last season and 15-0 in 2017-18.
- Baylor has won 89% of its games (156-20) when leading at the half since 2011-12 (8-1 in 2019-20, 15-3 in 2018-19, 15-0 in 2017-18, 18-3 in 2016-17, 18-2 in 2015-16, 21-7 in 2014-15, 18-2 in 2013-14, 17-1 in 2012-13 and 26-1 in 2011-12).
- BU has won 38% of games in which its been tied or trailing at the half since 2011-12, going 46-74 in those.

NOVEMBER AND DECEMBER SUCCESS

- Baylor has posted a combined 155-34 record in November and December games during the Drew era, including a 73-12 mark in November and December games since 2013.
- The Bears are 77-15 in November games and 78-19 in December contests.
- BU is 37-7 in November games since 2013, with the only losses to No. 8 Syracuse (2013), vs. Illinois (2014) in Las Vegas, at No. 25 Oregon (2015), at No. 21 Xavier (2017), vs. Texas Southern (2018), vs. Ole Miss (2018) in Florida and vs. Washington (2019) in Alaska.
- BU is 36-5 in December games since 2013, with the only losses at No. 24 Texas A&M (2015), vs. No. 8 Wichita State (2017), at No. 22 Texas Tech (2017), at Wichita State (2018) and vs. SFA (2018).

POINT GUARDS THRIVE IN DREW’S SYSTEM

- Eight of Baylor’s nine starting point guards during the **Scott Drew** era have earned All-Big 12 recognition.
- Baylor’s starting point guard has earned All-Big 12 recognition in 14 of 15 seasons since 2004-05.
- Makai Mason (2019), Manu Lecomte (2017, 2018), Lester Medford (2016), Kenny Chery (2014, 2015), Pierre Jackson (2012, 2013), Tweety Carter (2010), Curtis Jerrells (2007, 2008, 2009) and Aaron Bruce (2005, 2006, 2007) have earned All-Big 12 recognition.

DOUBLE-DIGIT NON-CONFERENCE WINS IN 11 OF LAST 13 YEARS

- Baylor has begun Big 12 play with double-digit wins in 6 of the last 7 seasons and 12 times in the last 14 years.
- All told, Baylor has gone 150-26 prior to Big 12 play over the last 14 seasons dating back to 2006-07, including an 11-9 record against AP Top 25 teams.
- BU entered Big 12 play 10-1 in 2019-20, 8-4 in 2018-19, 10-2 in 2017-18, 12-0 in 2016-17, 10-2 in 2015-16, 11-1 in 2014-15, 12-1 in 2013-14, 8-4 in 2012-13, 13-0 in 2011-12, 10-3 in 2010-11, 12-1 in 2009-10, 12-2 in 2008-09, 12-2 in 2007-08 and 10-3 in 2006-07.

GRADUATING 91 PERCENT OF SENIORS

- Since **Scott Drew** took over the Baylor Basketball program in 2003, 32 of 35 scholarship players who have played their fourth years of collegiate eligibility under Drew have graduated from Baylor.
- Players recruited by Drew to graduate at Baylor: Tim Bush, Patrick Fields, Aaron Bruce, Mamadou Diene, Delbert Simpson, Curtis Jerrells, Henry Dugat, Kevin Rogers, Tweety Carter, Josh Lomers, Ekpe Udoh, Fred Ellis, Quincy Acy, Anthony Jones, J’mison Morgan, A.J. Walton, Cory Jefferson, Brady Heslip, Gary Franklin, Kenny Chery, Royce O’Neale, Lester Medford, Rico Gathers, Taurean Prince, Al Freeman, Johnathan Motley, Ishmail Wainright, Manu Lecomte, Jo Lual-Acuil Jr., Nuni Omot, Jake Lindsey and King McClure.

PLAYER DEVELOPMENT — FROM UNRANKED TO NBA DRAFT PICKS

- Baylor has had a nation-leading four players selected in the NBA Draft since 2010 who weren't ranked in the ESPN100 out of high school.
- The only other schools with three such players were Colorado, Marquette, Missouri, New Mexico and Connecticut.
- Baylor developed **Quincy Acy**, **Ekpe Udoh**, **Pierre Jackson** and **Taurean Prince** into NBA Draft picks after joining the program as unranked recruits.

HISTORY OF DEVELOPMENT WITH REDSHIRTS

- Baylor has a track record of success when players redshirt under Scott Drew. **Ekpe Udoh**, **Johnathan Motley**, **Cory Jefferson**, **Brady Heslip**, **Jo Lual-Acuil Jr.** and **Manu Lecomte** have all gone on to professional careers after redshirting.
- **Mark Vital**, **Freddie Gillespie**, **MaCio Teague** and **Davion Mitchell** have all redshirted while at Baylor.
- **Adam Flagler** and **Jonathan Tchamwa Tchatchoua** are both redshirting this season while sitting out to satisfy NCAA transfer rules, while freshman **Jordan Turner** has elected to redshirt.

42 PRO PLAYERS IN DREW ERA

- In Scott Drew's 16 years at Baylor, 42 of his players have gone on to professional careers.
- Five of Drew's players were in the NBA last season, and they all graduated from Baylor – Quincy Acy (Suns), Johnathan Motley (Clippers), Royce O'Neale (Jazz), Taurean Prince (Hawks) and Ekpe Udoh (Jazz).
- A complete list of pro players from the Drew era is on page 159 of the 2019-20 men's basketball media almanac.

CONSISTENTLY AMONG NATION'S BEST OFFENSES

- Baylor's offense has consistently ranked among the nation's best over the last 12 seasons under Scott Drew.
- The Bears have finished 10 of the past 12 seasons among the top 25 nationally in KenPom's adjusted offensive efficiency, joining Duke as the only programs to make that claim. Baylor is currently No. 30 nationally in 2019-20.
- BU finished No. 20 in 2018-19, No. 62 in 2017-18, No. 23 in 2016-17, No. 13 in 2015-16, No. 18 in 2014-15, No. 9 in 2013-14, No. 14 in 2012-13, No. 8 in 2011-12, No. 102 in 2010-11, No. 3 in 2009-10, No. 11 in 2008-09 and No. 11 in 2007-08.

OFFENSIVE REBOUNDING BECOMING A BAYLOR STAPLE

- Baylor has ranked top-10 nationally in offensive rebounding percentage in every season since 2013-14, including five times ranked in the nation's top-4. The Bears only cracked the top-20 once in Drew's first 10 years.
- Baylor's 6-year streak is the nation's best, and West Virginia (5 years) is the only other team with a 3+ year streak.
- The Bears currently rank 7th nationally in offensive rebounding percentage (37.3) in 2019-20.
- Baylor finished ranked No. 2 nationally in 2018-19, No. 9 in 2017-18, No. 3 in 2016-17, No. 4 in 2015-16, No. 1 in 2014-15 and No. 3 in 2013-14. Prior to that 6-year top-10 streak, BU's best rank was No. 16 in 2011-12.

BAYLOR BASKETBALL ON THE RADIO

- Baylor basketball is aired live via the Baylor Sports Network from Learfield IMG College on ESPN Central Texas and flagship station 1660AM ESPN Radio (KRZI) in Waco and worldwide on Sirius/XM Radio.
- Games are broadcast by the "Voice of the Bears" John Morris and former Baylor basketball standout Pat Nunley.
- Morris is in his 36th year doing Baylor broadcasts, while Nunley is in his 39th season as color analyst.
- Dave Rosselli enters his 3rd season filling in when Morris slides over to the TV broadcast.
- All of Baylor's games can be heard live on the Internet at www.BaylorBears.com and via the TuneIn App.

SCOTT DREW COACHING TREE

- Three current Division I head coaches took their first DI head coaching jobs after stints on Scott Drew's BU staff.
- Matthew Driscoll is in his 11th season as head coach at North Florida after six seasons as a Baylor assistant.
- Grant McCasland is in his third season as head coach at North Texas. He spent five years as a Baylor assistant before taking over as Arkansas State head coach for one season in 2016-17.
- Paul Mills is in his third season as head coach at Oral Roberts. He was a member of Drew's original Baylor staff in 2003-04 and spent 14 years with Drew, the final eight as an assistant coach.

ENTIRE STAFF RETURNS

- Scott Drew's entire coaching staff returns for the 2019-20 season.
- Jerome Tang is in his third season as associate head coach and has been on Drew's staff all 17 seasons at Baylor.
- Assistant coaches Alvin Brooks III (fourth season) and John Jakus (third season) also return to the bench.
- Special assistant & director of player development Jared Nuness is back for his 10th season, while director of basketball operations Aditya Malhotra returns for his 7th season. Special assistant to the head coach Bill Peterson and director of video operations Ty Beard are both back for their third seasons.

UP NEXT

- BU remains on the road for a second consecutive matchup of ranked teams, facing No. 3 Kansas at noon CT Saturday on CBS. The Bears then return home to host Iowa State at 7 p.m. CT Jan. 15 on Big 12 Now on ESPN+.

SPECIALTY STATISTICS*[PP - Paint; POT - Turnovers; 2nd - Second chance; BP - Bench]*

OPPONENT	[BAYLOR-OPPONENT]			
	PP	POT	2ND	BP
Central Arkansas	40-26	21-13	21-6	33-8
vs. Washington	14-30	17-12	2-4	17-3
Texas State	32-22	21-17	10-7	16-27
vs. Ohio	34-20	22-9	17-13	13-10
at Coastal Carolina	30-24	19-8	4-10	23-19
vs. Villanova	36-34	13-4	11-11	18-18
UMES	30-16	16-11	11-9	32-25
Arizona	18-22	9-13	9-3	8-9
Butler	24-20	17-7	8-7	14-1
vs. UT Martin	54-26	27-17	11-16	24-23
Jackson State	30-24	28-9	10-15	19-19
Texas	22-26	16-5	21-5	13-11
BAYLOR TOTAL	364	226	135	230
Baylor Average	30.3	18.8	11.3	19.2
OPP TOTAL	314	133	106	173
Opp Average	26.2	11.1	8.8	14.4

GAME-BY-GAME STARTERS

	1	2	3	4	5
Central Ark.	Mitchell	Butler	Teague	Clark	Gillespie
vs. Washington	Mitchell	Butler	Teague	Clark	Gillespie
Texas State	Mitchell	Butler	Teague	Vital	Gillespie
vs. Ohio	Mitchell	Butler	Teague	Clark	Gillespie
at CCU	Mitchell	Butler	Teague	Clark	Gillespie
vs. Villanova	Mitchell	Butler	Teague	Clark	Gillespie
UMES	Mitchell	Butler	Teague	Vital	Gillespie
Arizona	Mitchell	Butler	Teague	Clark	Gillespie
Butler	Mitchell	Butler	Teague	Vital	Gillespie
vs. UT Martin	Mitchell	Butler	Teague	Vital	Gillespie
Jackson State	Mitchell	Butler	Teague	Vital	Gillespie
Texas	Mitchell	Butler	Teague	Vital	Gillespie



2 – DEVONTE BANDO

G • 6-3 • 185 • SR. • 1L

MISSISSAUGA, ONTARIO (HUTCHINSON CC)

SEASON HIGHS

Points: – 15 vs. Central Arkansas (11/5/19)
FG: – 6 vs. Central Arkansas (11/5/19)
FGA: – 10 vs. Central Arkansas (11/5/19); vs. UMES (12/3/19)
3FG: – 3 vs. Central Arkansas (11/5/19)
3FGA: – 5 vs. Washington (11/8/19); vs. Butler (12/10/19)
FT: – 2 vs. Texas State (11/15/19); vs. UMES (12/3/19)
FTA: – 2, four times
Rebounds: – 8 vs. Maryland Eastern Shore (12/3/19)
Assists: – 5 vs. UT Martin (12/18/19)
Turnovers: – 3 vs. UCA (11/5/19); vs. UT Martin (12/18/19)
Blocks: – 1 vs. Texas State (11/15/19)
Steals: – 3 vs. Maryland Eastern Shore (12/3/19)
Minutes Played: – 31 vs. Maryland Eastern Shore (12/3/19)

CAREER HIGHS

Points: – 25 vs. Southern (11/10/18)
FG: – 7 vs. Southern (11/10/18); vs. West Virginia (2/23/19)
FGA: – 14 vs. West Virginia (2/23/19)
3FG: – 5 vs. Oklahoma (2/11/19)
3FGA: – 10 vs. West Virginia (2/23/19)
FT: – 7 vs. Southern (11/10/18)
FTA: – 7 vs. Southern (11/10/18)
Rebounds: – 8 vs. Maryland Eastern Shore (12/3/19)
Assists: – 5 vs. UT Martin (12/18/19)
Turnovers: – 4 at Texas Tech (2/16/19)
Blocks: – 1, three times
Steals: – 3 vs. Southern (11/10/18); vs. UMES(12/3/19)
Minutes Played: – 37 vs. Prairie View A&M (11/12/18)

MISCELLANEOUS

	19-20	CAREER	BU RECORD
Double-Figure Points:	4	16	12-4
20+ Points:	–	2	2-0
5+ Assists:	–	–	–
Led team in Points:	1	4	3-1
Led team in Rebounds:	–	2	1-1
Led team in Assists:	1	3	2-1
Led team in Blocks:	–	1	1-0
Led team in Bench Points:	6	19	13-6

BANDOO NOTEBOOK


- Canadian JuCo transfer guard, played two seasons at Hutchinson (Kan.) Community College before joining BU in summer 2018
- Played in all 46 games since joining Baylor program, including 7 starts; has scored in double-figures 16 times
- Posted 14 points and career-highs of 8 rebounds and 3 steals in 31 minutes vs. UMES (12/3/19)
- Scored 15 points, added then-career-high 7 rebounds and 3 assists in 26 minutes off bench in season-opener vs. UCA (11/5/19)
- Finished 6th in Big 12 with .395 3-point pct. in 2018-19; improved to .440 3FG% in Big 12 play, which ranked 4th in league
- Made at least one 3-pointer in 23 of last 27 games (41%; 45-of-109) and in 16 of 19 career Big 12 games (44%; 37-of-84)
- Scored 14 pts in 7-minute span as BU came from 17 down with 9 min left to beat Texas (2/27/19); game-tying 3FG with 2:01 left
- Posted 22 points, added 4 rebounds and 2 assists in 33 minutes off bench to lead Bears to win vs. West Virginia (2/23/19)
- Led team with 19 points in 29 minutes off bench vs. OU (2/11/19); went 5-of-7 from 3-pt range, including late go-ahead trey
- Made first start at Baylor and had game-highs in points (25), rebounds (6), steals (3) and minutes (34) vs. Southern (11/10/18)
- Scored 1,072 points over 72 games during JuCo career, averaging 14.9 points in 27.1 minutes per game
- Hutchinson went 63-9 in games Bando played; scored in double-figures in 60 of 72 games, including 11 games with 20+ points
- Started 35 games as sophomore at Hutch, averaging 16.6 points, 5.8 rebounds and 2.9 assists in 32.1 minutes per game
- Helped Hutchinson win 2017 NJCAA Division I national title, scoring team-high 22 points in championship game

2019-20 GAME-BY-GAME

OPPONENT	DATE	GS	MIN	FG	3FG	FT	OR-DR-TR	PF	A	T	B	S	PTS
Central Arkansas	11/5		26	6-10	3-4	0-0	1-6-7	2	3	3	0	1	15
vs. Washington	11/8		23	3-7	2-5	1-1	0-3-3	0	3	2	0	0	9
Texas State	11/15		28	4-8	1-4	2-2	2-4-6	2	0	2	1	0	11
vs. Ohio	11/21		20	2-9	0-3	0-0	0-3-3	1	1	0	0	0	4
at Coastal Carolina	11/22		27	3-6	1-4	0-0	1-3-4	0	2	2	0	1	7
vs. #17 Villanova	11/24		24	2-4	1-1	1-2	1-1-2	0	0	0	0	0	6
Maryland-Eastern Shore	12/3		31	5-10	2-3	2-2	4-4-8	1	1	1	0	3	14
Arizona	12/7		27	1-5	1-3	1-2	0-2-2	1	3	2	0	1	4
Butler	12/10		23	4-9	2-5	0-0	1-4-5	0	1	1	0	0	10
vs. UT Martin	12/18		29	3-7	2-4	0-0	1-6-7	0	5	3	0	1	8
Jackson State	12/30		25	2-4	1-2	0-0	1-1-2	3	1	2	0	0	5
Texas	1/4		23	2-7	0-0	0-1	1-3-4	0	0	0	0	0	4
at Texas Tech	1/7												
at Kansas	1/11												
Iowa State	1/15												
at Oklahoma State	1/18												
Oklahoma	1/20												
at Florida	1/25												
at Iowa State	1/29												
TCU	2/1												
at Kansas State	2/3												
Oklahoma State	2/8												
at Texas	2/10												
West Virginia	2/15												
at Oklahoma	2/18												
Kansas	2/22												
Kansas State	2/25												
at TCU	2/29												
Texas Tech	3/2												
at West Virginia	3/7												

BANDOO'S CAREER STATS

YEAR	GP-GS	MIN-AVG	FG-A	PCT	3FG-A	PCT	FT-A	PCT	OFF-DEF-TOT	AVG	PF-D	A	TO	B	S	TP	AVG
2018-19 (JR.)	34-7	717-21.1	98-218	.450	51-129	.395	39-43	.907	16-59-75	2.2	38-0	46	40	2	19	286	8.4
2019-20 (SR.)	12-0	306-25.5	37-86	.430	16-38	.421	7-10	.700	13-40-53	4.4	10-0	20	18	1	7	97	8.1
CAREER	46-7	1023-22.2	135-304	.444	67-167	.401	46-53	.868	29-99-128	2.8	48-0	66	58	3	26	383	8.3



12 — JARED BUTLER

G • 6-3 • 190 • SO. • 1L

RESERVE, LA. (RIVERSIDE ACADEMY)

SEASON HIGHS

Points: — 30 vs. Central Arkansas (11/5/19)
FG: — 10 vs. Central Arkansas (11/5/19)
FGA: — 17 vs. Villanova (11/24/19)
3FG: — 8 vs. Central Arkansas (11/5/19)
3FGA: — 12 vs. Central Arkansas (11/5/19)
FT: — 6 vs. Ohio (11/21/19); vs. Arizona (12/7/19)
FTA: — 7 vs. Arizona (12/7/19)
Rebounds: — 6 vs. Texas (1/4/20)
Assists: — 6 vs. UT Martin (12/18/19)
Turnovers: — 5 vs. UT Martin (12/18/19)
Blocks: — 1 vs. Villanova (11/24/19); vs. Jackson State (12/30/19)
Steals: — 5 vs. Ohio (11/21/19)
Minutes Played: — 35 vs. Washington (11/8/19)

CAREER HIGHS

Points: — 31 at Kansas (3/9/19)
FG: — 10 at Kansas (3/9/19); vs. Central Arkansas (11/5/19)
FGA: — 21 at Kansas (3/9/19)
3FG: — 8 vs. Central Arkansas (11/5/19)
3FGA: — 12 vs. Central Arkansas (11/5/19)
FT: — 8 at Kansas (3/9/19)
FTA: — 10 at Kansas (3/9/19)
Rebounds: — 6, three times
Assists: — 6, three times
Turnovers: — 7 at Texas Tech (2/16/19)
Blocks: — 1, five times
Steals: — 5 vs. Ohio (11/21/19)
Minutes Played: — 37 at Texas (2/6/19); at Texas Tech (2/16/19)

MISCELLANEOUS

	19-20	CAREER	BU RECORD
Double-Figure Points:	11	29	20-9
20+ Points:	3	5	4-1
30+ Points:	1	2	1-1
5+ Assists:	3	10	9-1
Led team in Points:	8	14	10-4
Led team in Rebounds:	—	—	—
Led team in Assists:	4	15	11-4
Led team in Blocks:	1	2	2-0
Led team in Bench Points:	—	6	5-1

BUTLER NOTEBOOK

- Consensus top-100 national recruit, earned 2019 All-Big 12 honorable mention and All-Freshman Team by league's coaches
- Named 2019 Myrtle Beach Invitational MVP after scoring 10 points in final 6 minutes of championship game vs. Villanova
- Honored as Big 12 Player of the Week this season (11/25/19) and Newcomer of the Week last season (2/25/19)
- Played in all 46 games during BU career, including starts in last 32 games (started final 20 games of 2018-19 freshman year)
- Has led team in scoring in 8 of 12 games this season after doing so in 6 of 34 games last year
- Scored 20+ points 3 times this season after doing so in 2 of 34 games last year (31 vs. UCA, 22 vs. Villanova, 20 vs. UMES)
- Big 12 ranks: 1st 3FGs (2.9), 3rd 3FG% (.422), 3rd scoring (17.3), 2nd FT% (.923), 8th FG% (.447), 10th steals (1.5), 13th assists (3.0)
- Posted 30 points and 5 assists in season-opener vs. UCA (11/5/19), went 8-of-12 on 3FGs, t-6th most 3-pointers in program history
- Made at least one 3-pointer in 14 straight games & 31 of last 32 games, 2+ 3FGs in 23 of 32 games, 3+ 3FGs in 15 of 32 games
- Scored in double-figures in 26 of 32 games since joining starting lineup after doing so in 3 of first 14 games
- Exploded for career-high 31 points (including 23 in 2nd half), 6 rebounds and 3 assists in 36 minutes at No. 13 Kansas (3/9/19)
- Posted 15 points (5 in OT) in win vs. Texas (2/27); hit team's last 2 regulation FGs, game-tying FG with 28 secs left to force OT
- Had 12 points, including 3-point play with 1:21 left to give BU 4-point lead, and team-high 4 assists in win vs. WVU (2/23/19)
- Led team with 17 points and 5 assists in win at No. 19 Iowa State (2/19) — hit 3-pointer to give BU 69-65 lead with 2 min. left
- Originally enrolled at Alabama in summer 2018, but transferred to Baylor in August and received immediate eligibility
- From same hometown as former Baylor stars Tweety Carter and Rico Gathers

2019-20 GAME-BY-GAME

OPPONENT	DATE	GS	MIN	FG	3FG	FT	OR-DR-TR	PF	A	T	B	S	PTS
Central Arkansas	11/5	*	28	10-14	8-12	2-2	0-4-4	1	5	2	0	2	30
vs. Washington	11/8	*	35	6-9	4-6	2-2	0-3-3	2	4	4	0	0	18
Texas State	11/15	*	30	5-13	2-7	3-3	0-3-3	2	1	3	0	2	15
vs. Ohio	11/21	*	34	6-12	1-3	6-6	0-4-4	2	5	4	0	5	19
at Coastal Carolina	11/22	*	21	4-8	2-4	2-2	0-1-1	5	3	1	0	1	12
vs. #17 Villanova	11/24	*	30	8-17	4-8	2-2	1-0-1	1	3	0	1	2	22
Maryland-Eastern Shore	12/3	*	24	6-14	5-10	3-5	1-1-2	1	4	0	0	0	20
Arizona	12/7	*	30	3-12	1-7	6-7	0-3-3	2	1	2	0	1	13
Butler	12/10	*	30	3-12	1-6	1-1	0-3-3	4	1	1	0	1	8
vs. UT Martin	12/18	*	31	8-16	2-8	1-1	1-1-2	2	6	5	0	3	19
Jackson State	12/30	*	29	5-10	4-6	4-4	0-3-3	1	3	3	1	1	18
Texas	1/4	*	34	4-15	1-6	4-4	2-4-6	3	0	3	0	0	13
at Texas Tech	1/7												
at Kansas	1/11												
Iowa State	1/15												
at Oklahoma State	1/18												
Oklahoma	1/20												
at Florida	1/25												
at Iowa State	1/29												
TCU	2/1												
at Kansas State	2/3												
Oklahoma State	2/8												
at Texas	2/10												
West Virginia	2/15												
at Oklahoma	2/18												
Kansas	2/22												
Kansas State	2/25												
at TCU	2/29												
Texas Tech	3/2												
at West Virginia	3/7												

BUTLER'S CAREER STATS

YEAR	GP-GS	MIN-AVG	FG-A	PCT	3FG-A	PCT	FT-A	PCT	OFF-DEF-TOT	AVG	PF-D	A	TO	B	S	TP	AVG
2018-19 (FR.)	34-21	910-26.8	117-296	.395	60-171	.351	54-68	.794	22-84-106	3.1	77-2	93	67	3	33	348	10.2
2019-20 (SO.)	12-12	356-29.7	68-152	.447	35-83	.422	36-39	.923	5-30-35	2.9	26-1	36	28	2	18	207	17.3
CAREER	46-33	1266-27.5	185-448	.413	95-254	.374	90-107	.841	27-114-141	3.1	103-3	129	95	5	51	555	12.1



25 — TRISTAN CLARK

F • 6-10 • 245 • JR. • 2L
SAN ANTONIO, TEXAS (WAGNER HS)

SEASON HIGHS

Points: — 10 vs. Villanova (11/24/19)
FG: — 5 vs. Villanova (11/24/19)
FGA: — 14 vs. Washington (11/8/19)
3FG: —
3FGA: — 1 vs. Central Arkansas (11/5/19); vs. Arizona (12/7/19)
FT: — 3 vs. Jackson State (12/30/19)
FTA: — 3 vs. Jackson State (12/30/19)
Rebounds: — 6 vs. Washington (11/8/19)
Assists: — 2 vs. Central Arkansas (11/5/19)
Turnovers: — 3, three times
Blocks: — 2 vs. Jackson State (12/30/19)
Steals: — 1, three times
Minutes Played: — 29 vs. Washington (11/8/19)

CAREER HIGHS

Points: — 27 vs. Ole Miss (11/23/18)
FG: — 11 vs. Ole Miss (11/23/18)
FGA: — 14 vs. Washington (11/8/19)
3FG: — 1, three times
3FGA: — 2 at Iowa State (1/13/18)
FT: — 7 vs. Prairie View A&M (11/12/18)
FTA: — 10 vs. SFA (12/18/18)
Rebounds: — 15 at Iowa State (1/13/18)
Assists: — 4, four times
Turnovers: — 4 vs. Oregon (12/21/18)
Blocks: — 6 vs. South Dakota (11/27/18)
Steals: — 3 vs. SFA (12/18/18)
Minutes Played: — 38 vs. Oregon (12/21/18)

MISCELLANEOUS

	19-20	CAREER	BU RECORD
Double-Figure Points:	1	22	14-8
Double-Figure Rebounds:	—	3	2-1
Double-Doubles:	—	3	2-1
20+ Points:	—	2	0-2
2+ Blocks:	1	21	14-7
Led team in Points:	—	6	1-5
Led team in Rebounds:	—	11	5-6
Led team in Blocks:	1	20	11-9
Led team in Assists:	—	5	3-2

CLARK NOTEBOOK

- Strong, skilled junior forward; consensus four-star recruit out of San Antonio's Wagner High School
- Missed final 20 games last season after suffering left-knee injury on Jan. 8 – had successful surgery on Jan. 31
- Played first game in 301 days in 2019-20 season-opener vs. Central Arkansas (11/5), started and played 16 minutes
- Sat out 4 of last 10 games due to knee soreness – came off bench for 9 points in 26 total minutes over last 2 games
- Had best game of season with 10 points and 4 rebounds in 21 minutes of Myrtle Beach title game vs. Villanova (11/24/19)
- Led nation with .737 field goal percentage last season until he fell from qualification on Jan. 26 (min. 75% games played)
- Scored in double-figures in 11 of 14 games last season after doing so in 10 of 33 games as freshman
- Started first 14 games last season and recorded multiple blocks in 11 of 14 games, including 3 games with 5+ blocks
- Earned first Big 12 Player of the Week honor after 17 points (8-of-9 FGs), 12 rebounds and 5 blocks vs. New Orleans (12/29/18)
- Shot perfect 9-of-9 from field for 24 points in career-high 37 minutes vs. SFA (12/18/18)
- Scored career-high 27 points on 11-of-13 shooting in career-high 35 minutes vs. Ole Miss (11/23/18)
- Current .621 career FG% (193-of-311) is 2nd-best in program history (Josh Lomers .663)
- Led team with .608 field goal percentage in 2017-18, 2nd-best by a freshman in program history (Quincy Acy .655)

2019-20 GAME-BY-GAME

OPPONENT	DATE	GS	MIN	FG	3FG	FT	OR-DR-TR	PF	A	T	B	S	PTS
Central Arkansas	11/5	*	16	1-3	0-1	1-2	1-3-4	4	2	3	0	0	3
vs. Washington	11/8	*	29	3-14	0-0	1-2	1-5-6	3	1	3	0	0	7
Texas State	11/15			DNP									
vs. Ohio	11/21	*	14	3-8	0-0	2-2	1-3-4	2	1	2	0	1	8
at Coastal Carolina	11/22	*	23	1-3	0-0	0-0	2-1-3	2	1	3	0	1	2
vs. #17 Villanova	11/24	*	21	5-8	0-0	0-0	0-4-4	4	0	0	0	1	10
Maryland-Eastern Shore	12/3			DNP									
Arizona	12/7	*	10	0-3	0-1	0-0	0-0-0	1	0	1	1	0	0
Butler	12/10			DNP									
vs. UT Martin	12/18			DNP									
Jackson State	12/30		20	2-4	0-0	3-3	0-2-2	2	1	0	2	0	7
Texas	1/4		6	1-1	0-0	0-0	0-0-0	2	0	1	0	0	2
at Texas Tech	1/7												
at Kansas	1/11												
Iowa State	1/15												
at Oklahoma State	1/18												
Oklahoma	1/20												
at Florida	1/25												
at Iowa State	1/29												
TCU	2/1												
at Kansas State	2/3												
Oklahoma State	2/8												
at Texas	2/10												
West Virginia	2/15												
at Oklahoma	2/18												
Kansas	2/22												
Kansas State	2/25												
at TCU	2/29												
Texas Tech	3/2												
at West Virginia	3/7												

CLARK'S CAREER STATS

YEAR	GP-GS	MIN-AVG	FG-A	PCT	3FG-A	PCT	FT-A	PCT	OFF-DEF-TOT	AVG	PF-D	A	TO	B	S	TP	AVG
2017-18 (FR.)	33-30	657-19.9	93-153	.608	2-7	.286	36-55	.655	47-101-148	4.5	80-3	25	38	29	18	224	6.8
2018-19 (SO.)	14-14	417-29.8	84-114	.737	1-4	.250	36-54	.667	31-57-88	6.3	41-2	23	23	34	15	205	14.6
2019-20 (JR.)	8-6	139-17.4	16-44	.364	0-2	.000	7-9	.778	5-18-23	2.9	20-0	6	13	3	3	39	4.9
CAREER	55-50	1213-22.1	193-311	.621	3-13	.231	79-118	.669	83-176-259	4.7	141-5	54	74	66	36	468	8.5



33 — FREDDIE GILLESPIE

F • 6-9 • 245 • RSR • 1L
ST. PAUL, MINN. (CARLETON)

SEASON HIGHS

Points: — 17 vs. Arizona (12/7/19)
 FG: — 6 vs. Central Arkansas (11/5/19); vs. Arizona (12/7/19)
 FGA: — 11 vs. Washington (11/8/19)
 3FG: —
 3FGA: —
 FT: — 6 vs. Ohio (11/21/19)
 FTA: — 8 vs. Ohio (11/21/19)
 Rebounds: — 13, three times
 Assists: — 2 vs. Central Arkansas (11/5/19)
 Turnovers: — 4 vs. Maryland Eastern Shore (12/3/19)
 Blocks: — 5 vs. UMES (12/3/19); vs. Arizona (12/7/19)
 Steals: — 4 vs. Washington (11/8/19); vs. Texas State (11/15/19)
 Minutes Played: — 36 vs. Arizona (12/7/19)

CAREER HIGHS

Points: — 17 vs. Arizona (12/7/19)
 FG: — 7 at Iowa State (2/19/19)
 FGA: — 11 vs. Washington (11/8/19)
 3FG: —
 3FGA: —
 FT: — 6 vs. Ohio (11/21/19)
 FTA: — 8 vs. Ohio (11/21/19)
 Rebounds: — 13, three times
 Assists: — 2 vs. Kansas State (2/9/19); vs. Central Arkansas (11/5/19)
 Turnovers: — 4 vs. Maryland Eastern Shore (12/3/19)
 Blocks: — 5 vs. UMES (12/3/19); vs. Arizona (12/7/19)
 Steals: — 4 vs. Washington (11/8/19); vs. Texas State (11/15/19)
 Minutes Played: — 36 vs. Texas (2/27/19); vs. Arizona (12/7/19)

MISCELLANEOUS

	19-20	CAREER	BU RECORD
Double-Figure Points:	6	10	7-3
Double-Figure Rebounds:	7	9	8-1
Double-Doubles:	5	6	5-1
2+ Blocks:	7	16	13-3
Led team in Points:	—	—	—
Led team in Rebounds:	9	15	12-3
Led team in Blocks:	9	18	14-4
Led team in Assists:	—	—	—
Led team in Bench Points:	—	6	4-2

GILLESPIE NOTEBOOK

- Former walk-on forward, sat out 2017-18 after transferring from Division III Carleton College in Northfield, Minn.
- Went from playing 16 total minutes in first year at D3 Carleton to starting 8 Big 12 games as junior at Baylor last season
- Started 21 of team's last 24 games since 2/9/19; joined rotation after Tristan Clark's injury in Jan. 2019 (8 healthy DNP's prior)
- Named Big 12 Player of the Week (12/9/19) after leading Bears to wins over No. 12 Arizona and UMES
- Has blocked 19 shots over last 6 games (3.2 bpg) after blocking 37 shots over first 32 games at Baylor (1.2 bpg)
- Last 5 Games: averaging 9.2 points, 10.6 rebounds, 2.8 blocks, shooting .667 from field and .769 at foul line
- Scored in double-figures in 6 of 12 games this season after doing so in 4 games all of last year
- Had 5th double-double of season (6th of BU career) with 10 points and career-high 13 rebounds vs. Jackson State (12/30/19)
- Posted 3 consecutive double-doubles in November, averaging 10.7 ppg, 10.7 rpg, 3.3 spg in that stretch
- Recorded 4th double-double this season with career-high 17 points, 13 rebounds and 5 blocks in win vs. No. 12 Arizona (12/7/19)
- Had 3th double-double this year with 10 points, 11 rebounds, 4 steals and 3 blocks vs. Ohio (11/21/19)
- Recorded 2nd double-double of season with 11 points, 11 rebounds, 4 steals and 2 blocks vs. Texas State (11/15/19)
- Posted 1st 2019-20 double-double with 11 points, 10 rebounds, 4 steals and 3 blocks vs. Washington (11/8/19)
- Had 1st BU double-double with 14 points (7-8 FGs) and 10 rebounds, 2 blocks in win at No. 19 Iowa State (2/19/19)
- Has 10 double-doubles during collegiate career (4 as sophomore at Carleton, 1 as junior at Baylor, 5 as senior at Baylor)
- Had crucial offensive rebound and putback to extend Baylor lead to 57-53 with 35 seconds left in win vs. Oklahoma (2/11/19)
- Awarded scholarship prior to 2018-19 season
- Played only 16 minutes during 2015-16 freshman season at Carleton, totaling 4 points, 7 rebounds and 2 blocks
- Developed into 2nd-team All-MIAC and All-MIAC Defensive Team selection as sophomore in 2016-17
- First played organized basketball in eighth grade and missed parts of three high school seasons with injuries
- AP distinction scholar and summa cum laude graduate at East Ridge High School in Woodbury, Minn.

2019-20 GAME-BY-GAME

OPPONENT	DATE	GS	MIN	FG	3FG	FT	OR-DR-TR	PF	A	T	B	S	PTS
Central Arkansas	11/5	*	26	6-7	0-0	2-2	4-3-7	1	2	0	1	0	14
vs. Washington	11/8	*	28	4-11	0-0	3-3	5-5-10	4	1	1	3	4	11
Texas State	11/15	*	30	5-10	0-0	1-4	6-5-11	0	1	0	2	4	11
vs. Ohio	11/21	*	33	2-5	0-0	6-8	6-5-11	2	1	0	2	2	10
at Coastal Carolina	11/22	*	20	1-1	0-0	2-3	0-1-1	4	0	3	0	0	4
vs. #17 Villanova	11/24	*	26	2-5	0-0	2-2	4-3-7	3	0	1	1	1	6
Maryland-Eastern Shore	12/3	*	23	1-5	0-0	0-0	3-10-13	2	0	4	5	2	2
Arizona	12/7	*	36	6-8	0-0	5-7	3-10-13	1	1	0	5	1	17
Butler	12/10	*	31	4-6	0-0	0-1	3-6-9	3	1	1	3	0	8
vs. UT Martin	12/18	*	19	3-4	0-0	0-0	4-2-6	2	1	0	2	1	6
Jackson State	12/30	*	21	3-3	0-0	4-4	5-8-13	0	1	0	0	0	10
Texas	1/4	*	29	2-6	0-0	1-1	6-6-12	3	0	0	4	0	5
at Texas Tech	1/7												
at Kansas	1/11												
lowa State	1/15												
at Oklahoma State	1/18												
Oklahoma	1/20												
at Florida	1/25												
at Iowa State	1/29												
TCU	2/1												
at Kansas State	2/3												
Oklahoma State	2/8												
at Texas	2/10												
West Virginia	2/15												
at Oklahoma	2/18												
Kansas	2/22												
Kansas State	2/25												
at TCU	2/29												
Texas Tech	3/2												
at West Virginia	3/7												

GILLESPIE'S CARLETON STATS

YEAR	GP-GS	MIN-AVG	FG-A	PCT	3FG-A	PCT	FT-A	PCT	OFF-DEF-TOT	AVG	PF-D	A	TO	B	S	TP	AVG
2015-16 (FR.)	4-0	16-4.0	1-2	.500	0-0	.000	2-8	.250	0-7-7	1.8	2-0	1	0	2	1	4	1.0
2016-17 (SO.)	27-23	616-22.8	117-220	.532	0-0	.000	35-60	.583	72-152-224	8.3	75-3	22	37	69	15	269	10.0
CAREER	31-23	632-20.4	118-222	.532	0-0	.000	37-68	.544	72-159-231	7.5	77-3	23	37	71	16	273	8.8

GILLESPIE'S BAYLOR STATS

YEAR	GP-GS	MIN-AVG	FG-A	PCT	3FG-A	PCT	FT-A	PCT	OFF-DEF-TOT	AVG	PF-D	A	TO	B	S	TP	AVG
2018-19 (RJR.)	26-11	476-18.3	60-92	.652	0-0	.000	17-32	.531	55-59-114	4.4	71-2	9	26	28	17	137	5.3
2019-20 (RSR.)	12-12	322-26.8	39-71	.549	0-0	.000	26-35	.743	49-64-113	9.4	25-0	9	10	28	15	104	8.7
BU CAREER	38-23	798-21.0	99-163	.607	0-0	.000	43-67	.642	104-123-227	6.0	96-2	18	36	56	32	241	6.3
NCAA CAREER	69-46	1430-20.7	217-385	.564	0-0	.000	80-135	.593	176-282-458	6.6	173-5	41	73	127	48	514	7.4



24 – MATTHEW MAYER

G/F • 6-9 • 210 • SO. • 1L

AUSTIN, TEXAS (WESTLAKE HS)

SEASON HIGHS

Points: – 12 vs. Maryland Eastern Shore (12/3/19)
FG: – 5 vs. Maryland Eastern Shore (12/3/19)
FGA: – 9 vs. Maryland Eastern Shore (12/3/19)
3FG: – 2 vs. Central Arkansas (11/5/19); vs. UMES (12/3/19)
3FGA: – 3 vs. UMES (12/3/19); vs. UT Martin (12/18/19)
FT: – 1, three times
FTA: – 4 vs. Jackson State (12/30/19)
Rebounds: – 5 vs. Maryland Eastern Shore (12/3/19)
Assists: – 4 vs. Texas State (11/15/19)
Turnovers: – 3 vs. Texas State (11/15/19)
Blocks: – 1 vs. Texas State (11/15/19)
Steals: – 3 vs. Texas State (11/15/19)
Minutes Played: – 17 vs. Texas (1/4/20)

CAREER HIGHS

Points: – 18 vs. Nicholls (11/16/18)
FG: – 7 vs. Nicholls (11/16/18)
FGA: – 12 vs. Nicholls (11/16/18)
3FG: – 3 vs. Nicholls (11/16/18)
3FGA: – 6 vs. Nicholls (11/16/18)
FT: – 5, three times
FTA: – 8 at Texas Tech (2/16/19)
Rebounds: – 7 vs. Ole Miss (11/23/18)
Assists: – 4 vs. Texas State (11/15/19)
Turnovers: – 5 vs. Ole Miss (11/23/18)
Blocks: – 2 vs. Alabama (1/26/19)
Steals: – 4 at Oklahoma (1/28/19)
Minutes Played: – 30 vs. Ole Miss (11/23/18)

MISCELLANEOUS

	19-20	CAREER	BU RECORD
Double-Figure Points:	2	7	4-3
5+ Assists:	–	–	–
Led team in Points:	–	1	1-0
Led team in Rebounds:	–	1	0-1
Led team in Blocks:	–	2	1-1
Led team in Assists:	–	–	–
Led team in Bench Points:	2	12	6-6

MAYER NOTEBOOK


- Sophomore wing with length, range and quick release, provides instant offense off bench
- Played off bench in 45 of 46 games during BU career, including 28 games with double-digit minutes, 7 double-digit scoring games
- Saw season-high 17 minutes off bench vs. Texas (1/4/20), posted 7 points, 2 assists and 1 steal
- Scored 10 first-half points off bench in 2 straight games – finished with 12 pts vs. UMES and 10 vs. Villanova
- Had strong floor game with career-high 4 assists and 3 steals in 14 minutes off bench vs. Texas State (11/15/19)
- Made both 3-point attempts and had 8 points in 14 minutes off bench in season opener vs. UCA (11/5/19)
- Scored in double-figures off bench in 5 games last season, including 18 vs. Nicholls State, 17 at TCU and 10 at Texas
- Scored 17 points on just 5-of-9 shooting in 14 minutes off bench at TCU (1/5/19)
- Posted game-high 18 points in just 18 minutes off bench vs. Nicholls State (11/16/18)
- Four-star recruit from Austin’s Westlake High School, ranked among top-100 recruits nationally in 2018 class
- Helped Westlake to 36-4 record as senior in 2017-18, playing alongside Xavier’s Keonte Kennedy and Texas’ Brock Cunningham
- Committed to Baylor in June 2017, more than a year prior to enrolling at BU

2019-20 GAME-BY-GAME

OPPONENT	DATE	GS	MIN	FG	3FG	FT	OR-DR-TR	PF	A	T	B	S	PTS
Central Arkansas	11/5	14	3-7	2-2	0-0	0-2-2	1	0	0	0	0	0	8
vs. Washington	11/8	2	0-1	0-1	0-0	0-0-0	2	0	0	0	0	0	0
Texas State	11/15	14	0-2	0-0	0-0	1-1-2	1	4	3	1	3	0	0
vs. Ohio	11/21	5	0-2	0-1	0-0	0-0-0	0	0	0	0	0	0	0
at Coastal Carolina	11/22	6	2-2	1-1	1-2	0-0-0	0	0	0	0	0	0	6
vs. #17 Villanova	11/24	11	4-6	1-2	1-2	1-2-3	2	1	0	0	0	0	10
Maryland-Eastern Shore	12/3	16	5-9	2-3	0-0	3-2-5	1	0	0	0	0	0	12
Arizona	12/7	6	0-2	0-1	0-0	2-1-3	4	1	2	0	1	0	0
Butler	12/10	9	1-3	0-1	0-0	0-0-0	1	1	0	0	0	0	2
vs. UT Martin	12/18	16	2-8	1-3	0-0	2-0-2	2	1	1	0	1	5	5
Jackson State	12/30	12	2-3	0-0	1-4	2-0-2	1	0	1	0	0	0	5
Texas	1/4	17	3-5	1-1	0-0	1-0-1	2	2	0	0	1	7	7
at Texas Tech	1/7												
at Kansas	1/11												
Iowa State	1/15												
at Oklahoma State	1/18												
Oklahoma	1/20												
at Florida	1/25												
at Iowa State	1/29												
TCU	2/1												
at Kansas State	2/3												
Oklahoma State	2/8												
at Texas	2/10												
West Virginia	2/15												
at Oklahoma	2/18												
Kansas	2/22												
Kansas State	2/25												
at TCU	2/29												
Texas Tech	3/2												
at West Virginia	3/7												

MAYER'S CAREER STATS

YEAR	GP-GS	MIN-AVG	FG-A	PCT	3FG-A	PCT	FT-A	PCT	OFF-DEF-TOT	AVG	PF-D	A	TO	B	S	TP	AVG
2018-19 (FR.)	33-0	388-11.8	51-154	.331	20-65	.308	31-47	.660	24-42-66	2.0	34-0	26	25	8	17	153	4.6
2019-20 (SO.)	12-0	128-10.7	22-50	.440	8-16	.500	3-8	.375	12-8-20	1.7	17-0	10	7	1	6	55	4.6
CAREER	45-0	516-11.5	73-204	.358	28-81	.346	34-55	.618	36-50-86	1.9	51-0	36	32	9	23	208	4.6



45 — DAVION MITCHELL

G • 6-2 • 195 • RSO. • SO
HINESVILLE, GA. (AUBURN)

SEASON HIGHS

Points: — 19 vs. UT Martin (12/18/19)
 FG: — 9 vs. UT Martin (12/18/19)
 FGA: — 13 at Coastal Carolina (11/22/19)
 3FG: — 2, three times
 3FGA: — 7 at Coastal Carolina (11/22/19)
 FT: — 5 at Coastal Carolina (11/22/19)
 FTA: — 7 vs. Texas State (11/15/19)
 Rebounds: — 5 vs. UMES (12/3/19); vs. Texas (1/4/20)
 Assists: — 6 at Coastal Carolina (11/22/19)
 Turnovers: — 4 vs. Butler (12/10/19)
 Blocks: — 1, four times
 Steals: — 4 vs. UT Martin (12/18/19)
 Minutes Played: — 38 at Coastal Carolina (11/22/19)

CAREER HIGHS

Points: — 19 vs. UT Martin (12/18/19)
 FG: — 9 vs. UT Martin (12/18/19)
 FGA: — 13 at Coastal Carolina (11/22/19)
 3FG: — 2, six times (3 at AU, 3 at BU)
 3FGA: — 7 at Coastal Carolina (11/22/19)
 FT: — 5 at Coastal Carolina (11/22/19)
 FTA: — 7 vs. Texas State (11/15/19)
 Rebounds: — 5 vs. UMES (12/3/19); vs. Texas (1/4/20)
 Assists: — 6 at Coastal Carolina (11/22/19)
 Turnovers: — 4 vs. Texas A&M (2/7/18)*; vs. Butler (12/10/19)
 Blocks: — 1, five times (1 at AU, 4 at BU)
 Steals: — 4 vs. UT Martin (12/18/19)
 Minutes Played: — 38 at Coastal Carolina (11/22/19)

* - while at Auburn

MISCELLANEOUS

	19-20	BU RECORD
Double-Figure Points:	4	4-0
5+ Assists:	3	3-0
Led team in Points:	1	1-0
Led team in Rebounds:	—	—
Led team in Assists:	5	5-0
Led team in Blocks:	1	1-0

MITCHELL NOTEBOOK

- Lightning quick redshirt sophomore point guard, sat out last season after transferring to Baylor from Auburn
- Has started all 12 games at Baylor after coming off bench in all 34 games as freshman at Auburn in 2017-18
- Last 3 Games: 12.0 ppg, 4.0 apg, 2.7 spg; shooting 65% (15-of-23) from field, 12 assists with 4 turnovers in 74 minutes
- Averaging 10.5 ppg over last 8 games after posting 4.0 ppg over first 38 collegiate games
- Made at least one 3-pointer in each of last 8 games, shooting 38%, 11-29 during streak (previous career-long streak was 2 games)
- Helped Bears claim Myrtle Beach Invitational title by averaged 12.3 points, 2.7 assists and 1.3 steals over 3 games
- Led team with career-highs of 19 points and 4 steals, added 4 assists with 0 turnovers in win over UT Martin (12/18/19)
- Recorded then-career-highs of 15 points, 6 assists, 3 steals and 38 minutes in win at Coastal Carolina (11/22/19)
- Scored 13 points against No. 17 Villanova in Myrtle Beach Invitational championship game (11/24/19)
- Teams are 23-1 in games in which he's played 20+ minutes (12-0 at Auburn, 11-1 at Baylor)
- Came off bench in all 34 games as freshman at Auburn in 2017-18, helping Tigers to 26-8 record and SEC title
- Consensus 4-star recruit, ranked as high as No. 33 nationally in 2017 class by 247Sports
- Ranked 2nd on Auburn team with .566 2-point FG percentage and 18.4 assist rate in 2017-18
- Has team-high 41-inch max vertical, 33.5-inch no-step vertical

2019-20 GAME-BY-GAME

OPPONENT	DATE	GS	MIN	FG	3FG	FT	OR-DR-TR	PF	A	T	B	S	PTS
Central Arkansas	11/5	*	24	3-6	1-4	0-3	0-1-1	3	5	1	0	1	7
vs. Washington	11/8	*	30	1-5	1-3	0-0	0-1-1	1	4	3	0	1	3
Texas State	11/15	*	28	2-5	0-3	4-7	1-2-3	2	0	1	1	1	8
vs. Ohio	11/21	*	31	4-7	0-3	1-1	0-3-3	3	2	1	1	0	9
at Coastal Carolina	11/22	*	38	4-13	2-7	5-6	0-2-2	3	6	1	0	3	15
vs. #17 Villanova	11/24	*	30	5-10	1-2	2-4	0-1-1	4	2	2	1	1	13
Maryland-Eastern Shore	12/3	*	24	2-6	1-3	3-5	1-4-5	2	4	2	0	1	8
Arizona	12/7	*	33	2-9	2-4	0-0	0-1-1	4	2	3	1	1	6
Butler	12/10	*	36	2-9	1-6	1-2	1-1-2	2	3	4	0	2	6
vs. UT Martin	12/18	*	26	9-12	1-2	0-0	0-3-3	2	4	0	0	4	19
Jackson State	12/30	*	25	5-6	2-3	2-2	0-1-1	4	5	2	0	3	14
Texas	1/4	*	23	1-5	1-2	0-0	0-5-5	4	3	2	0	1	3
at Texas Tech	1/7												
at Kansas	1/11												
Iowa State	1/15												
at Oklahoma State	1/18												
Oklahoma	1/20												
at Florida	1/25												
at Iowa State	1/29												
TCU	2/1												
at Kansas State	2/3												
Oklahoma State	2/8												
at Texas	2/10												
West Virginia	2/15												
at Oklahoma	2/18												
Kansas	2/22												
Kansas State	2/25												
at TCU	2/29												
Texas Tech	3/2												
at West Virginia	3/7												

MITCHELL'S AUBURN STATS

YEAR	GP-GS	MIN-AVG	FG-A	PCT	3FG-A	PCT	FT-A	PCT	OFF-DEF-TOT	AVG	PF-D	A	TO	B	S	TP	AVG
2017-18 (FR.)	34-0	582-17.1	45-105	.429	15-52	.288	21-31	.677	9-30-39	1.1	73-1	63	38	1	18	126	3.7

MITCHELL'S BAYLOR STATS

YEAR	GP-GS	MIN-AVG	FG-A	PCT	3FG-A	PCT	FT-A	PCT	OFF-DEF-TOT	AVG	PF-D	A	TO	B	S	TP	AVG
2019-20 (RSO.)	12-12	348-29.0	40-93	.430	13-42	.310	18-30	.600	3-25-28	2.3	34-0	40	22	4	19	111	9.3
NCAA CAREER	46-12	930-20.2	85-198	.429	28-94	.298	39-61	.639	12-55-67	1.5	107-1	103	60	5	37	237	5.2



13 – JACKSON MOFFATT

G/F • 6-6 • 210 • RFR. • SQ
MAGNOLIA, TEXAS (MAGNOLIA HS)

SEASON/CAREER HIGHS

Points: –
FG: –
FGA: – 2 vs. Central Arkansas (11/5/19)
3FG: –
3FGA: – 2 vs. Central Arkansas (11/5/19)
FT: –
FTA: –
Rebounds: – 1 vs. Central Arkansas (11/5/19)
Assists: –
Turnovers: –
Blocks: –
Steals: – 1 vs. Maryland Eastern Shore (12/3/19)
Minutes Played: – 3, three times

MISCELLANEOUS

	19-20	BU RECORD
Double-Figure Points:	–	–
Double-Figure Rebounds:	–	–
Double-Doubles:	–	–
5+ Assists:	–	–
Led team in Points:	–	–
Led team in Rebounds:	–	–
Led team in Blocks:	–	–
Led team in Assists:	–	–

MOFFATT NOTEBOOK


- Redshirt freshman walk-on wing from Magnolia High School, played on practice squad last season
- Has appeared in 4 games this season, totaling 1 rebound and 1 steal in 10 minutes
- Made collegiate debut with 3 minutes off bench in season opener vs. Central Arkansas (11/5)
- Scored 2,066 points during prep career, becoming Magnolia’s all-time leading scorer
- Named 2018 District 20-5A Offensive MVP after averaging 25.5 points and 8.0 rebounds
- 3-time first-team All-District 20-5A honoree and 2-time TABC All-Region selection
- Holds MHS record for single-game scoring with 45-point game

2019-20 GAME-BY-GAME

OPPONENT	DATE	GS	MIN	FG	3FG	FT	OR-DR-TR	PF	A	T	B	S	PTS
Central Arkansas	11/5	3		0-2	0-2	0-0	0-1-1	0	0	0	0	0	0
vs. Washington	11/8			DNP									
Texas State	11/15			DNP									
vs. Ohio	11/21	1		0-0	0-0	0-0	0-0-0	0	0	0	0	0	0
at Coastal Carolina	11/22			DNP									
vs. #17 Villanova	11/24			DNP									
Maryland-Eastern Shore	12/3	3		0-2	0-2	0-0	0-0-0	0	0	0	0	1	0
Arizona	12/7			DNP									
Butler	12/10			DNP									
vs. UT Martin	12/18	3		0-1	0-1	0-0	0-0-0	1	0	0	0	0	0
Jackson State	12/30			DNP									
Texas	1/4			DNP									
at Texas Tech	1/7												
at Kansas	1/11												
Iowa State	1/15												
at Oklahoma State	1/18												
Oklahoma	1/20												
at Florida	1/25												
at Iowa State	1/29												
TCU	2/1												
at Kansas State	2/3												
Oklahoma State	2/8												
at Texas	2/10												
West Virginia	2/15												
at Oklahoma	2/18												
Kansas	2/22												
Kansas State	2/25												
at TCU	2/29												
Texas Tech	3/2												
at West Virginia	3/7												

MOFFATT'S CAREER STATS

YEAR	GP-GS	MIN-AVG	FG-A	PCT	3FG-A	PCT	FT-A	PCT	OFF-DEF-TOT	AVG	PF-D	A	TO	B	S	TP	AVG
2019-20 (RFR.)	4-0	10-2.5	0-5	.000	0-5	.000	0-0	.000	0-1-1	0.3	1-0	0	0	0	1	0	0.0
CAREER	4-0	10-2.5	0-5	.000	0-5	.000	0-0	.000	0-1-1	0.3	1-0	0	0	0	1	0	0.0



15 — OBIM OKEKE

G • 6-0 • 225 • SR. • 1L
LAS VEGAS, NEV. (BISHOP GORMAN HS)

SEASON HIGHS

Points: —
 FG: —
 FGA: — 2 vs. UMES (12/3/19); vs. UT Martin (12/18/19)
 3FG: —
 3FGA: — 2 vs. UMES (12/3/19); vs. UT Martin (12/18/19)
 FT: —
 FTA: —
 Rebounds: — 2 vs. Central Arkansas (11/5/19); vs. UMES (12/3/19)
 Assists: — 3 vs. Maryland Eastern Shore (12/3/19)
 Turnovers: — 1 vs. Maryland Eastern Shore (12/3/19)
 Blocks: —
 Steals: — 1 vs. Central Arkansas (11/5/19)
 Minutes Played: — 8 vs. Maryland Eastern Shore (12/3/19)

CAREER HIGHS

Points: — 3, three times
 FG: — 1, five times
 FGA: — 3 vs. Texas Southern (12/14/17); at Texas Tech (2/16/19)
 3FG: — 1, three times
 3FGA: — 2, six times
 FT: —
 FTA: —
 Rebounds: — 2 vs. Savannah State (12/17/17); vs. UMES (12/3/19)
 Assists: — 3 vs. Maryland Eastern Shore (12/3/19)
 Turnovers: — 2 vs. Southern (12/20/17)
 Blocks: —
 Steals: — 1, four times
 Minutes Played: — 10 vs. Kansas State (2/9/19)

MISCELLANEOUS

	19-20	BU RECORD
Double-Figure Points:	—	—
Led team in Points:	—	—
Led team in Rebounds:	—	—
Led team in Assists:	—	—


OKEKE NOTEBOOK

- Senior walk-on guard, played 3 seasons on Baylor football team before switching to MBB after 2017 FB season
- Has played in 5 games this season, totaling 5 assists, 5 rebounds and 1 steal in 18 minutes
- Came off bench to play 9 games last season, including 2 conference games with 9+ minutes as back-up point guard
- Has appeared in 21 games during BU basketball career, totaling 13 points, 10 rebounds, 8 assists and 4 steals in 71 minutes
- Played career-high 10 minutes vs. K-State (2/9/19), filling in as back-up point guard with Mason and McClure injured
- Made Baylor MBB debut vs. Sam Houston State on Dec. 4, 2017, just 10 days after finishing football season
- Played in 5 football games during 2 seasons of action with Baylor football as running back and kick returner
- Won 5 state titles at Bishop Gorman HS in Las Vegas, 3 in basketball and 2 in football

2019-20 GAME-BY-GAME

OPPONENT	DATE	GS	MIN	FG	3FG	FT	OR-DR-TR	PF	A	T	B	S	PTS
Central Arkansas	11/5		4	0-1	0-1	0-0	0-2-2	0	2	0	0	1	0
vs. Washington	11/8			DNP									
Texas State	11/15			DNP									
vs. Ohio	11/21		1	0-0	0-0	0-0	0-0-0	0	0	0	0	0	0
at Coastal Carolina	11/22			DNP									
vs. #17 Villanova	11/24			DNP									
Maryland-Eastern Shore	12/3		8	0-2	0-2	0-0	0-2-2	1	3	1	0	0	0
Arizona	12/7			DNP									
Butler	12/10			DNP									
vs. UT Martin	12/18		3	0-2	0-2	0-0	0-0-0	1	0	0	0	0	0
Jackson State	12/30		2	0-1	0-0	0-0	0-1-1	0	0	0	0	0	0
Texas	1/4			DNP									
at Texas Tech	1/7												
at Kansas	1/11												
Iowa State	1/15												
at Oklahoma State	1/18												
Oklahoma	1/20												
at Florida	1/25												
at Iowa State	1/29												
TCU	2/1												
at Kansas State	2/3												
Oklahoma State	2/8												
at Texas	2/10												
West Virginia	2/15												
at Oklahoma	2/18												
Kansas	2/22												
Kansas State	2/25												
at TCU	2/29												
Texas Tech	3/2												
at West Virginia	3/7												

OKEKE'S CAREER STATS																	
YEAR	GP-GS	MIN-AVG	FG-A	PCT	3FG-A	PCT	FT-A	PCT	OFF-DEF-TOT	AVG	PF-D	A	TO	B	S	TP	AVG
2017-18 (SO.)	7-0	21-3.0	1-8	.125	1-7	.143	0-0	.000	1-1-2	0.3	1-0	3	3	0	1	3	0.4
2018-19 (JR.)	9-0	32-3.6	4-11	.364	2-9	.222	0-0	.000	1-2-3	0.3	7-0	0	2	0	2	10	1.1
2019-20 (SR.)	5-0	18-3.6	0-6	.000	0-5	.000	0-0	.000	0-5-5	1.0	2-0	5	1	0	1	0	0.0
CAREER	21-0	71-3.4	5-25	.200	3-21	.143	0-0	.000	2-8-10	0.5	10-0	8	6	0	4	13	0.6



31 – MACIO TEAGUE

G • 6-3 • 195 • R.J.R. • SO
CINCINNATI, OHIO (UNC ASHEVILLE)

SEASON HIGHS

Points: – 21 at Coastal Carolina (11/22/19); vs. Texas (1/4/20)
FG: – 7 vs. Central Arkansas (11/5/19)
FGA: – 16 vs. Texas (1/4/20)
3FG: – 4 vs. Central Arkansas (11/5/19); vs. Villanova (11/24/19)
3FGA: – 10 at Coastal Carolina (11/22/19)
FT: – 9 vs. Arizona (12/7/19); vs. Texas (1/4/20)
FTA: – 10 vs. Arizona (12/7/19)
Rebounds: – 10 vs. Central Arkansas (11/5/19)
Assists: – 5, three times
Turnovers: – 4 vs. Arizona (12/7/19); vs. Jackson State (12/30/19)
Blocks: – 1 vs. Arizona (12/7/19); vs. Texas (1/4/20)
Steals: – 3 vs. Texas State (11/15/19)
Minutes Played: – 37 vs. Texas (1/4/20)

CAREER HIGHS

Points: – 36 at Campbell (2/1/18)*
FG: – 14 at Campbell (2/1/18)*
FGA: – 24 vs. USC (3/13/18)*
3FG: – 7 at Campbell (2/1/18)*
3FGA: – 15 at Campbell (2/1/18)*
FT: – 12 at Charleston Southern (1/14/17)*
FTA: – 14 vs. High Point (1/27/18)*
Rebounds: – 11 at UNC Greensboro (12/19/17)*
Assists: – 8 vs. Wofford (11/26/17)*
Turnovers: – 8 at Rhode Island (11/10/17)*
Blocks: – 1, 13 times (11 at UNCA, 2 at BU)
Steals: – 5 at Coastal Carolina (12/3/16)*
Minutes Played: – 49 vs. USC (3/13/18)*

* - while at UNC Asheville

MISCELLANEOUS

	19-20	BU RECORD
Double-Figure Points:	11	11-0
Double-Figure Rebounds:	1	1-0
Double-Doubles:	1	1-0
20+ Points:	2	2-0
5+ Assists:	3	2-1
Led team in Points:	4	4-0
Led team in Rebounds:	1	1-0
Led team in Blocks:	–	–
Led team in Assists:	3	2-1

TEAGUE NOTEBOOK

- Redshirt junior guard, sat out last season as transfer from UNC Asheville; played on practice squad
- Made at least one 3-pointer in 37 consecutive games played, including 30 games with 2+ 3FGs
- Played in all 79 career games (78 starts) during 3-season collegiate career (2017-18 at UNCA, 2020 at BU)
- Scored game-high 21 points and added 6 rebounds in first Big 12 game vs. Texas (1/4/20)
- Led team with 19 points, including 9-of-10 at FT line, in win over No. 12 Arizona (12/7/19)
- Had 4th career double-double with 18 points and 10 rebounds in Baylor debut vs. Central Arkansas (11/5/19)
- Has 7 career games with 6+ made 3FGs, 11 games with 5+ made 3FGs and 34 games with 3+ made 3FGs
- Scored in double-figures in each of last 10 games, averaging 15.6 ppg during streak
- Earned Myrtle Beach Invitational All-Tournament honors after leading Bears with 18.7 points per game (17+ points all 3 games)
- Career .423 3-point shooter, averaging 2.5 made 3s per games (195-of-461 over 79 games)
- Two-time first-team All-Big South honoree at UNC Asheville, 3x Big South Player of the Week
- Scored 1,078 points over 2 seasons at UNCA, 4th player in Big South history to reach 1k as soph.
- Played all 68 games (67 starts) at UNCA, scored in double-figures 54 times, had 20 games with 20+ pts
- Made nearly 3 treys per game (2.85) as sophomore at UNC Asheville in 2017-18

2019-20 GAME-BY-GAME

OPPONENT	DATE	GS	MIN	FG	3FG	FT	OR-DR-TR	PF	A	T	B	S	PTS
Central Arkansas	11/5	*	29	7-12	4-6	0-0	1-9-10	2	3	3	0	1	18
vs. Washington	11/8	*	30	3-8	1-6	1-2	1-4-5	1	5	3	0	1	8
Texas State	11/15	*	34	5-13	2-6	0-0	1-1-2	0	5	2	0	3	12
vs. Ohio	11/21	*	30	5-11	3-5	4-5	2-2-4	3	0	2	0	1	17
at Coastal Carolina	11/22	*	34	6-14	3-10	6-6	0-2-2	1	2	0	0	0	21
vs. #17 Villanova	11/24	*	32	5-9	4-6	4-4	0-3-3	1	1	0	0	0	18
Maryland-Eastern Shore	12/3	*	27	3-9	1-6	3-4	1-6-7	0	5	1	0	1	10
Arizona	12/7	*	31	4-12	2-8	9-10	5-2-7	0	1	4	1	2	19
Butler	12/10	*	31	3-12	1-8	3-4	1-3-4	0	2	2	0	0	10
vs. UT Martin	12/18	*	28	5-10	2-5	0-1	0-3-3	1	2	0	0	1	12
Jackson State	12/30	*	27	5-11	3-6	3-5	1-4-5	1	2	4	0	2	16
Texas	1/4	*	37	5-16	2-7	9-9	0-6-6	1	1	1	1	1	21
at Texas Tech	1/7												
at Kansas	1/11												
Iowa State	1/15												
at Oklahoma State	1/18												
Oklahoma	1/20												
at Florida	1/25												
at Iowa State	1/29												
TCU	2/1												
at Kansas State	2/3												
Oklahoma State	2/8												
at Texas	2/10												
West Virginia	2/15												
at Oklahoma	2/18												
Kansas	2/22												
Kansas State	2/25												
at TCU	2/29												
Texas Tech	3/2												
at West Virginia	3/7												

TEAGUE'S UNC ASHEVILLE STATS

YEAR	GP-GS	MIN-AVG	FG-A	PCT	3FG-A	PCT	FT-A	PCT	OFF-DEF-TOT	AVG	PF-D	A	TO	B	S	TP	AVG
2016-17 (FR.)	33-32	1124-34.1	169-361	.468	70-154	.455	101-114	.886	18-133-151	4.6	46-0	90	31	7	36	509	15.4
2017-18 (SO.)	34-34	1200-35.3	181-433	.418	97-228	.425	110-127	.866	17-132-149	4.4	57-0	85	70	4	54	569	16.7
CAREER	67-66	2324-34.7	350-794	.441	167-382	.437	211-241	.876	35-265-300	4.5	103-0	175	101	11	90	1078	16.1

TEAGUE'S BAYLOR STATS

YEAR	GP-GS	MIN-AVG	FG-A	PCT	3FG-A	PCT	FT-A	PCT	OFF-DEF-TOT	AVG	PF-D	A	TO	B	S	TP	AVG
2019-20 (RJR.)	12-12	370-30.8	56-137	.409	28-79	.354	42-50	.840	13-45-58	4.8	11-0	29	22	2	13	182	15.2
NCAA CAREER	79-78	2694-34.1	406-931	.436	195-461	.423	253-291	.869	48-310-358	4.5	114-0	204	123	13	103	1260	15.9



0 — FLO THAMBA

F • 6-10 • 240 • SO. • 1L
KINSHASA, CONGO (MOUNTAIN MISSION SCHOOL)

SEASON HIGHS

Points: — 11 vs. UT Martin (12/18/19)
FG: — 4 vs. UT Martin (12/18/19)
FGA: — 4, three times
3FG: —
3FGA: —
FT: — 3 vs. Texas State (11/15/19); vs. UT Martin (12/18/19)
FTA: — 6 vs. UT Martin (12/18/19)
Rebounds: — 8 vs. UT Martin (12/18/19)
Assists: — 2 vs. Central Arkansas (11/5/19)
Turnovers: — 1, four times
Blocks: — 4 vs. UT Martin (12/18/19)
Steals: —
Minutes Played: — 21 vs. UT Martin (12/18/19)

CAREER HIGHS

Points: — 11 vs. UT Martin (12/18/19)
FG: — 4 vs. UT Martin (12/18/19)
FGA: — 5 vs. Kansas (1/12/19)
3FG: —
3FGA: —
FT: — 3, four times
FTA: — 6 vs. UT Martin (12/18/19)
Rebounds: — 8 vs. UT Martin (12/18/19)
Assists: — 3 vs. TCU (2/2/19)
Turnovers: — 2, seven times
Blocks: — 4 vs. UT Martin (12/18/19)
Steals: — 1, six times
Minutes Played: — 21, three times

MISCELLANEOUS

	19-20	CAREER	BU RECORD
Double-Figure Points:	1	1	1-0
Double-Figure Rebounds:	—	—	—
Double-Doubles:	—	—	—
2+ Blocks:	1	7	6-1
Led team in Points:	—	—	—
Led team in Rebounds:	1	1	1-0
Led team in Blocks:	2	7	5-2
Led team in Bench Points:	2	2	2-0

THAMBA NOTEBOOK


- Sophomore big man with 7-foot-6 wingspan, originally from Kinshasa, Democratic Republic of the Congo
- Averaged 12.8 minutes per game off bench over last 6 games after playing 33 total minutes in team's first 6 games
- Played off bench in 10 of 12 games this season, totaling 34 points, 34 rebounds and 9 blocks in 110 minutes
- Recorded career-highs with 11 points (4-4 FGs), 8 rebounds, 4 blocks and 21 minutes vs. UT Martin (12/18/19)
- Came off bench in 33 of 34 games as freshman in 2018-19, including 15 games with double-digit minutes
- Had season-highs of 6 rebounds, 3 assists and 2 blocks in just 14 minutes vs. TCU (2/2/19)
- Born in Congo, lived in England, France and South Africa, emigrated to United States in 2014
- Averaged 14.0 points, 10.0 rebounds and 1.5 blocks as senior at Mountain Mission School in Grundy, Va.
- Late addition to 2018 signing class, ranked No. 243 overall and No. 34 center by 247Sports

2019-20 GAME-BY-GAME

OPPONENT	DATE	GS	MIN	FG	3FG	FT	OR-DR-TR	PF	A	T	B	S	PTS
Central Arkansas	11/5		11	2-2	0-0	0-1	3-2-5	2	2	1	1	0	4
vs. Washington	11/8			DNP									
Texas State	11/15		10	1-2	0-0	3-4	1-1-2	2	0	0	0	0	5
vs. Ohio	11/21		8	0-0	0-0	0-0	0-2-2	2	0	0	0	0	0
at Coastal Carolina	11/22		4	0-0	0-0	0-0	0-0-0	1	0	0	0	0	0
vs. #17 Villanova	11/24			DNP									
Maryland-Eastern Shore	12/3		17	2-2	0-0	2-3	0-4-4	4	0	1	1	0	6
Arizona	12/7		13	1-4	0-0	2-2	2-2-4	4	0	1	1	0	4
Butler	12/10		9	1-2	0-0	0-2	1-1-2	2	0	0	1	0	2
vs. UT Martin	12/18		21	4-4	0-0	3-6	0-8-8	4	0	1	4	0	11
Jackson State	12/30		12	0-4	0-0	2-4	1-3-4	1	0	0	0	0	2
Texas	1/4		5	0-1	0-0	0-0	1-2-3	0	0	0	1	0	0
at Texas Tech	1/7												
at Kansas	1/11												
Iowa State	1/15												
at Oklahoma State	1/18												
Oklahoma	1/20												
at Florida	1/25												
at Iowa State	1/29												
TCU	2/1												
at Kansas State	2/3												
Oklahoma State	2/8												
at Texas	2/10												
West Virginia	2/15												
at Oklahoma	2/18												
Kansas	2/22												
Kansas State	2/25												
at TCU	2/29												
Texas Tech	3/2												
at West Virginia	3/7												

THAMBA'S CAREER STATS

YEAR	GP-GS	MIN-AVG	FG-A	PCT	3FG-A	PCT	FT-A	PCT	OFF-DEF-TOT	AVG	PF-D	A	TO	B	S	TP	AVG
2018-19 (FR.)	33-0	331-10.0	21-39	.538	0-0	.000	16-30	.533	31-41-72	2.2	57-1	11	24	21	6	58	1.8
2019-20 (SO.)	10-0	110-11.0	11-21	.524	0-0	.000	12-22	.545	9-25-34	3.4	22-0	2	4	9	0	34	3.4
CAREER	43-0	441-10.3	32-60	.533	0-0	.000	28-52	.538	40-66-106	2.5	79-1	13	28	30	6	92	2.1



11 – MARK VITAL

G/F • 6-5 • 230 • R.JR. • 2L

LAKE CHARLES, LA. (ADVANCED PREP INT'L (TEXAS))

SEASON HIGHS

Points: – 11 vs. UT Martin (12/18/19)
FG: – 5 at Coastal Carolina (11/22/19); vs. UT Martin (12/18/19)
FGA: – 10 vs. Washington (11/8/19)
3FG: – 1 vs. Texas State (11/15/19); vs. Butler (12/10/19)
3FGA: – 4 vs. Jackson State (12/30/19)
FT: – 3 vs. Texas State (11/15/19); vs. Ohio (11/21/19)
FTA: – 6 vs. Ohio (11/21/19)
Rebounds: – 9 at Coastal Carolina (11/22/19)
Assists: – 3, three times
Turnovers: – 3 vs. Jackson State (12/30/19)
Blocks: – 3 vs. Butler (12/10/19)
Steals: – 4 vs. Jackson State (12/30/19)
Minutes Played: – 31 vs. Butler (12/10/19)

CAREER HIGHS

Points: – 17 vs. Gonzaga (3/23/19)
FG: – 7 vs. Gonzaga (3/23/19)
FGA: – 13 vs. Kansas (1/12/19)
3FG: – 1, seven times
3FGA: – 4 vs. Jackson State (12/30/19)
FT: – 7 vs. Texas (2/27/19)
FTA: – 10 vs. Prairie View A&M (11/12/18); vs. Nicholls (11/16/18)
Rebounds: – 17 at Arizona (12/15/18)
Assists: – 8 vs. Oklahoma State (1/15/18)
Turnovers: – 7 vs. Kansas (2/10/18)
Blocks: – 3, five times
Steals: – 5 vs. SFA (12/18/18)
Minutes Played: – 41 vs. Texas (2/27/19)

MISCELLANEOUS

	19-20	CAREER	BU RECORD
Double-Figure Points:	3	22	12-10
Double-Figure Rebounds:	–	9	7-2
Double-Doubles:	–	2	2-0
5+ Assists:	–	7	6-1
2+ Blocks	4	18	13-5
Led team in Points:	–	3	0-3
Led team in Rebounds:	1	27	18-9
Led team in Assists:	2	15	9-6
Led team in Blocks:	4	19	12-7
Led team in Bench Points:	2	8	7-1

VITAL NOTEBOOK

- High-flying redshirt junior guard/forward from Lake Charles, La., sat out 2016-17 season before debuting in 2017-18
- Named 2019 All-Big 12 honorable mention and selected to Big 12 All-Defensive Team by league's coaches
- Has appeared in team-high 71 consecutive games, only game missed during career was vs. NCAA team Randall (12/9/17)
- Came off bench 6 times this season and started 6 games when Tristan Clark was limited/out
- Started all 34 games last season (11 at 5-spot, 21 at 4-spot, 2 at 3-spot); has started 58 of team's last 68 games
- Shooting 61% at foul line (51-84) over last 29 games after shooting 46% (73-158) over first 50 collegiate games
- Tied career-high with 3 blocks, including potential go-ahead layup with 1.5 seconds left in win over No. 18 Butler (12/10/19)
- Has scored in double-figures 22 times during BU career, has 9 games with double-digit rebounds and 2 double-doubles
- Had career-high 17 points with 8 rebounds in 29 minutes of NCAA Tournament 2nd Round vs. Gonzaga (3/23/19)
- Went perfect 7-for-7 at foul line and posted 13 points, 8 rebounds and 3 assists in 84-83 OT win vs. Texas (2/27/17)
- Posted 2nd career double-double with career-high 15 points, 14 rebounds, 2 assists and 2 blocks in win vs. West Virginia (2/23/19)
- Had career-high 17 rebounds (9 offensive) in win at Arizona (12/15/18), out-rebounding all 9 Arizona players combined (14 rebounds)
- Career-first double-double with 11 points, 11 rebounds and 5 assists in 29 minutes vs. Nicholls State (11/16/18)
- Played in every game vs. NCAA opponents during Baylor career (lone missed game was vs. Randall in 2017-18)
- Nicknamed "Baby Rico" after former Baylor All-American power forward and fellow Louisianan Rico Gathers
- Committed to Baylor in September 2013, more than two years before signing day

2019-20 GAME-BY-GAME

OPPONENT	DATE	GS	MIN	FG	3FG	FT	OR-DR-TR	PF	A	T	B	S	PTS
Central Arkansas	11/5		19	2-7	0-1	2-4	1-4-5	4	1	1	0	0	6
vs. Washington	11/8		23	3-10	0-0	2-2	2-1-3	3	1	0	1	1	8
Texas State	11/15	*	26	3-8	1-3	3-4	4-1-5	1	1	1	2	2	10
vs. Ohio	11/21		23	3-5	0-0	3-6	4-2-6	0	0	1	2	2	9
at Coastal Carolina	11/22		27	5-7	0-1	0-1	5-4-9	2	2	1	1	3	10
vs. #17 Villanova	11/24		26	0-0	0-0	2-2	1-3-4	4	3	2	0	1	2
Maryland-Eastern Shore	12/3	*	27	3-8	0-2	0-3	3-3-6	2	1	2	1	3	6
Arizona	12/7		14	0-1	0-0	0-0	1-6-7	5	3	1	0	2	0
Butler	12/10	*	31	3-7	1-1	0-1	3-2-5	2	2	1	3	1	7
vs. UT Martin	12/18	*	24	5-6	0-0	1-2	2-0-2	2	2	1	1	2	11
Jackson State	12/30	*	27	3-8	0-4	0-2	1-5-6	1	3	3	0	4	6
Texas	1/4	*	26	2-8	0-1	0-1	6-1-7	1	0	1	2	2	4
at Texas Tech	1/7												
at Kansas	1/11												
Iowa State	1/15												
at Oklahoma State	1/18												
Oklahoma	1/20												
at Florida	1/25												
at Iowa State	1/29												
TCU	2/1												
at Kansas State	2/3												
Oklahoma State	2/8												
at Texas	2/10												
West Virginia	2/15												
at Oklahoma	2/18												
Kansas	2/22												
Kansas State	2/25												
at TCU	2/29												
Texas Tech	3/2												
at West Virginia	3/7												

VITAL'S CAREER STATS

YEAR	GP-GS	MIN-AVG	FG-A	PCT	3FG-A	PCT	FT-A	PCT	OFF-DEF-TOT	AVG	PF-D	A	TO	B	S	TP	AVG
2016-17 (FR.)		-redshirt-															
2017-18 (RFR.)	33-18	786-23.8	87-181	.481	1-10	.100	47-93	.505	75-109-184	5.6	73-0	71	68	21	26	222	6.7
2018-19 (RSO.)	34-34	943-27.7	89-192	.464	4-22	.182	64-121	.529	121-124-245	7.2	99-4	68	61	31	35	246	7.2
2019-20 (RJR.)	12-6	293-24.4	32-75	.427	2-13	.154	13-28	.464	33-32-65	5.4	27-1	19	15	13	23	79	6.6
CAREER	79-58	2022-25.6	208-448	.464	7-45	.156	124-242	.512	229-265-494	6.3	199-5	158	144	65	84	547	6.9

2019-20 SEASON STATISTICS



THE STAT CREW SYSTEM
 Baylor Combined Team Statistics (as of Jan 04, 2020)
 All games



RECORD:	OVERALL	HOME	AWAY	NEUTRAL
ALL GAMES	11-1	7-0	1-0	3-1
CONFERENCE	1-0	1-0	0-0	0-0
NON-CONFERENCE	10-1	6-0	1-0	3-1

#	Player	gp-gs	min	avg	Total		3-Point		F-Throw		Rebounds				pf	dq	a	to	blk	stl	pts	avg	
					fg-fga	fg%	3fg-fga	3fg%	ft-fga	ft%	off	def	tot	avg									
12	Butler, Jared	12-12	356	29.7	68-152	.447	35-83	.422	36-39	.923	5	30	35	2.9	26	1	36	28	2	18	207	17.3	
31	Teague, MaCio	12-12	370	30.8	56-137	.409	28-79	.354	42-50	.840	13	45	58	4.8	11	0	29	22	2	13	182	15.2	
45	Mitchell, Davion	12-12	348	29.0	40-93	.430	13-42	.310	18-30	.600	3	25	28	2.3	34	0	40	22	4	19	111	9.3	
33	Gillespie, Freddie	12-12	322	26.8	39-71	.549	0-0	.000	26-35	.743	49	64	113	9.4	25	0	9	10	28	15	104	8.7	
02	Bandoo, Devonte	12-0	306	25.5	37-86	.430	16-38	.421	7-10	.700	13	40	53	4.4	10	0	20	18	1	7	97	8.1	
11	Vital, Mark	12-6	293	24.4	32-75	.427	2-13	.154	13-28	.464	33	32	65	5.4	27	1	19	15	13	23	79	6.6	
25	Clark, Tristan	8-6	139	17.4	16-44	.364	0-2	.000	7-9	.778	5	18	23	2.9	20	0	6	13	3	3	39	4.9	
24	Mayer, Matthew	12-0	128	10.7	22-50	.440	8-16	.500	3-8	.375	12	8	20	1.7	17	0	10	7	1	6	55	4.6	
00	Thamba, Flo	10-0	110	11.0	11-21	.524	0-0	.000	12-22	.545	9	25	34	3.4	22	0	2	4	9	0	34	3.4	
13	Moffatt, Jackson	4-0	10	2.5	0-5	.000	0-5	.000	0-0	.000	0	1	1	0.3	1	0	0	0	0	1	0	0.0	
15	Okeke, Obim	5-0	18	3.6	0-6	.000	0-5	.000	0-0	.000	0	5	5	1.0	2	0	5	1	0	1	0	0.0	
Team											23	8	31										
Total.....		12	2400		321-740	.434	102-283	.360	164-231	.710	165	301	466	38.8	195	2	176	144	63	106	908	75.7	
Opponents.....		12	2400		252-666	.378	69-223	.309	134-202	.663	122	277	399	33.2	219	5	129	196	57	68	707	58.9	

TEAM STATISTICS	BU	OPP	Date	Opponent	Score	Att.
SCORING	908	707	11/05/19	CENTRAL ARKANSAS	w 105-61	8805
Points per game	75.7	58.9	11/08/19	vs Washington	L 64-67	5117
Scoring margin	+16.8	-	11/15/19	TEXAS ST.	w 72-63	7640
FIELD GOALS-ATT	321-740	252-666	11/21/19	vs Ohio	w 76-53	2269
Field goal pct	.434	.378	! 11/22/19	at Coastal Carolina	w 77-65	1921
3 POINT FG-ATT	102-283	69-223	11/24/19	vs Villanova	w 87-78	0
3-point FG pct	.360	.309	12/03/19	UMES	w 78-46	6195
3-pt FG made per game	8.5	5.8	12/07/19	ARIZONA	w 63-58	7872
FREE THROWS-ATT	164-231	134-202	12/10/19	BUTLER	w 53-52	7270
Free throw pct	.710	.663	12/18/19	vs UT Martin	w 91-63	0
F-Throws made per game	13.7	11.2	12/30/19	JACKSON ST.	w 83-57	6773
REBOUNDS	466	399	* 01/04/20	TEXAS	w 59-44	6063
Rebounds per game	38.8	33.2	* = Conference game			
Rebounding margin	+5.6	-				
ASSISTS	176	129				
Assists per game	14.7	10.8				
TURNOVERS	144	196				
Turnovers per game	12.0	16.3				
Turnover margin	+4.3	-				
Assist/turnover ratio	1.2	0.7				
STEALS	106	68				
Steals per game	8.8	5.7				
BLOCKS	63	57				
Blocks per game	5.3	4.8				
ATTENDANCE	50618	9307				
Home games-Avg/Game	7-7231	1-1921				
Neutral site-Avg/Game	-	4-1846				

Score by Periods	1st	2nd	Totals
Baylor	454	454	908
Opponents	335	372	707

2019-20 TEAM GAME-BY-GAME



THE STAT CREW SYSTEM
Baylor Team Game-by-Game (as of Jan 04, 2020)
All games



BIG 12 CONFERENCE

TEAM STATISTICS

Opponent	Date	Score		Total		3-Pointers		Free throws		Rebounds				pf	a	t/o	blk	stl	pts	avg
				fg-fga	pct	3fg-fga	pct	ft-fa	pct	off	def	tot	avg							
CENTRAL ARKANSAS	11/05/19	105-61	W	40-71	.563	18-33	.545	7-14	.500	13	38	51	51.0	20	25	14	2	6	105	105.0
vs Washington	11/08/19	64-67	L	23-65	.354	8-21	.381	10-12	.833	12	22	34	42.5	16	19	16	4	7	64	84.5
TEXAS ST.	11/15/19	72-63	W	25-61	.410	6-23	.261	16-24	.667	16	18	34	39.7	10	12	12	7	15	72	80.3
vs Ohio	11/21/19	76-53	W	25-59	.424	4-15	.267	22-28	.786	17	25	42	40.2	15	10	10	5	11	76	79.2
at Coastal Carolina	11/22/19	77-65	W	26-54	.481	9-27	.333	16-20	.800	11	15	26	37.4	18	16	13	1	9	77	78.8
vs Villanova	11/24/19	87-78	W	31-59	.525	11-19	.579	14-18	.778	11	17	28	35.8	19	10	5	3	6	87	80.2
UMES	12/03/19	78-46	W	27-67	.403	11-31	.355	13-22	.591	16	36	52	38.1	14	18	12	7	11	78	79.9
ARIZONA	12/07/19	63-58	W	17-56	.304	6-24	.250	23-28	.821	13	27	40	38.4	22	12	16	9	9	63	77.8
BUTLER	12/10/19	53-52	W	21-60	.350	6-27	.222	5-11	.455	13	21	34	37.9	14	11	11	7	4	53	75.0
vs UT Martin	12/18/19	91-63	W	39-70	.557	8-25	.320	5-10	.500	13	25	38	37.9	17	21	12	7	13	91	76.6
JACKSON ST.	12/30/19	83-57	W	27-54	.500	10-21	.476	19-28	.679	11	28	39	38.0	14	16	15	3	10	83	77.2
TEXAS	01/04/20	59-44	W	20-64	.313	5-17	.294	14-16	.875	19	29	48	38.8	16	6	8	8	5	59	75.7
Baylor		908		321-740	.434	102-283	.360	164-231	.710	165	301	466	38.8	195	176	144	63	106	908	75.7
Opponents		707		252-666	.378	69-223	.309	134-202	.663	122	277	399	33.2	219	129	196	57	68	707	58.9

Games played: 12
Points/game: 75.7
FG Pct: 43.4
3FG Pct: 36.0
FT Pct: 71.0

Rebounds/game: 38.8
Assists/game: 14.7
Turnovers/game: 12.0
Assist/turnover ratio: 1.2
Steals/game: 8.8
Blocks/game: 5.3

2019-20 OPPONENT GAME-BY-GAME



THE STAT CREW SYSTEM
Baylor Opponent Game-by-Game (as of Jan 04, 2020)
All games



BIG 12 CONFERENCE

OPPONENT STATISTICS

Opponent	Date	Score		Total		3-Pointers		Free throws		Rebounds				pf	a	t/o	blk	stl	pts	avg
				fg-fga	pct	3fg-fga	pct	ft-fa	pct	off	def	tot	avg							
CENTRAL ARKANSAS	11/05/19	105-61	W	22-61	.361	4-23	.174	13-24	.542	8	22	30	30.0	19	11	15	6	5	61	61.0
vs Washington	11/08/19	64-67	L	24-53	.453	7-15	.467	12-17	.706	5	29	34	32.0	15	17	20	11	8	67	64.0
TEXAS ST.	11/15/19	72-63	W	26-61	.426	6-17	.353	5-7	.714	9	22	31	31.7	17	11	18	6	8	63	63.7
vs Ohio	11/21/19	76-53	W	19-53	.358	9-29	.310	6-12	.500	11	21	32	31.8	20	12	19	2	7	53	61.0
at Coastal Carolina	11/22/19	77-65	W	23-45	.511	9-14	.643	10-15	.667	9	20	29	31.2	21	14	22	3	4	65	61.8
vs Villanova	11/24/19	87-78	W	28-54	.519	8-25	.320	14-19	.737	12	19	31	31.2	17	16	12	4	3	78	64.5
UMES	12/03/19	78-46	W	17-64	.266	5-19	.263	7-11	.636	9	26	35	31.7	19	8	15	4	7	46	61.9
ARIZONA	12/07/19	63-58	W	14-52	.269	2-18	.111	28-34	.824	10	23	33	31.9	23	7	16	6	9	58	61.4
BUTLER	12/10/19	53-52	W	20-51	.392	5-15	.333	7-10	.700	7	26	33	32.0	16	9	11	5	4	52	60.3
vs UT Martin	12/18/19	91-63	W	21-60	.350	6-19	.316	15-21	.714	19	21	40	32.8	13	7	19	4	4	63	60.6
JACKSON ST.	12/30/19	83-57	W	20-60	.333	5-13	.385	12-17	.706	14	22	36	33.1	22	8	18	2	7	57	60.3
TEXAS	01/04/20	59-44	W	18-52	.346	3-16	.188	5-15	.333	9	26	35	33.2	17	9	11	4	2	44	58.9
Opponents		707		252-666	.378	69-223	.309	134-202	.663	122	277	399	33.2	219	129	196	57	68	707	58.9
Baylor		908		321-740	.434	102-283	.360	164-231	.710	165	301	466	38.8	195	176	144	63	106	908	75.7

Games played: 12
Points/game: 58.9
FG Pct: 37.8
3FG Pct: 30.9
FT Pct: 66.3

Rebounds/game: 33.2
Assists/game: 10.8
Turnovers/game: 16.3
Assist/turnover ratio: 0.7
Steals/game: 5.7
Blocks/game: 4.8

GAME 1 - #18 BAYLOR 107, CENTRAL ARKANSAS 61



Official Basketball Box Score -- Game Totals -- Final Statistics
Central Arkansas vs Baylor
11/05/19 11:00 a.m. at Ferrell Center (Waco, Texas)



Central Arkansas 61 • 0-1

#	Player	Total			3-Ptr			Rebounds			PF	TP	A	TO	Blk	Stl	Min										
		FG-FGA	FG-FGA	FT-FTA	FG-FGA	FG-FGA	FT-FTA	Off	Def	Tot																	
00	Shittu, SK	1-5	0-1	0-2	1	2	3	4	2	0	0	0	1	12													
15	Koval, Hayden	3-8	1-3	5-7	0	3	3	2	12	3	0	3	1	34													
01	Bergersen, Rylan	7-14	1-5	2-3	1	5	6	1	17	2	2	0	0	31													
13	Kayouloud, Eddy	5-10	0-1	3-3	1	1	2	2	13	1	4	0	1	31													
56	Jones, DeAndre	3-7	1-4	2-3	0	0	0	4	9	2	4	0	0	22													
02	McDaniel, Lewis	0-2	0-2	0-4	0	1	1	1	0	1	4	0	1	11													
03	Weidenaar, Aaron	0-3	0-2	0-0	0	0	0	0	0	1	0	0	0	9													
05	Olowokere, Masai	0-2	0-1	0-0	2	1	3	0	0	0	0	0	0	9													
14	Cooper, Collin	1-4	1-3	0-0	0	1	1	2	3	0	1	0	1	18													
24	Chatham, Jared	1-2	0-0	1-2	0	0	0	2	3	0	1	0	0	8													
34	Baker, Jaxson	1-4	0-1	0-0	1	3	4	1	2	1	0	2	0	13													
35	Vanover, Brandon	0-0	0-0	0-0	0	0	0	0	0	0	0	0	0	2													
Team						2		5		7																	
Totals		22-61		4-23		13-24		8		22		30		19		61		11		15		6		5		200	
FG % 1st Half:		10-28		35.7%		2nd half:		12-33		36.4%		Game:		22-61		36.1%		Deadball								Rebounds	
3FG % 1st Half:		2-10		20.0%		2nd half:		2-13		15.4%		Game:		4-23		17.4%										4.1	
FT % 1st Half:		10-18		55.6%		2nd half:		3-6		50.0%		Game:		13-24		54.2%											

Baylor 105 • 1-0 #16/18

#	Player	Total			3-Ptr			Rebounds			PF	TP	A	TO	Blk	Stl	Min										
		FG-FGA	FG-FGA	FT-FTA	FG-FGA	FG-FGA	FT-FTA	Off	Def	Tot																	
25	Clark, Tristan	1-3	0-1	1-2	1	3	4	4	3	2	3	0	0	0	16												
33	Gillespie, Freddie	6-7	0-0	2-2	4	3	7	1	14	2	0	1	0	26													
12	Butler, Jared	10-14	8-12	2-2	0	4	4	1	30	5	2	0	2	28													
31	Teague, MacCio	7-12	4-6	0-0	1	9	10	2	18	3	3	0	1	35													
45	Mitchell, Davion	3-6	1-4	0-3	0	1	1	3	7	5	1	0	1	24													
00	Thamba, Flo	2-2	0-0	0-1	3	2	5	2	4	2	1	1	0	11													
02	Bandoo, Devonte	6-10	3-4	0-0	1	6	7	2	15	3	3	0	1	26													
11	Vital, Mark	2-7	0-1	2-4	1	4	5	4	6	1	1	0	0	19													
13	Moffatt, Jackson	0-2	0-2	0-0	0	1	1	0	0	0	0	0	0	3													
15	Okeke, Obim	0-1	0-1	0-0	0	2	2	0	0	2	0	0	1	4													
24	Mayer, Matthew	3-7	2-2	0-0	0	2	2	1	8	0	0	0	0	14													
Team		40-71		18-33		7-14		13		38		51		20		105		25		14		2		6		200	
FG % 1st Half:		19-33		57.6%		2nd half:		21-38		55.3%		Game:		40-71		56.3%		Deadball								Rebounds	
3FG % 1st Half:		9-15		60.0%		2nd half:		9-18		50.0%		Game:		18-33		54.5%										2	
FT % 1st Half:		6-9		66.7%		2nd half:		1-5		20.0%		Game:		7-14		50.0%											

Officials: R - Tom Eades U - Tyler Kumpf, Tommy Short
Technical fouls: Central Arkansas-None, Baylor-None.
Attendance: 8805
"I'm Going to College" Day at the Ferrell Center.

Score by periods	1st	2nd	Total
Central Arkansas	32	29	61
Baylor	53	52	105

Points	In	Off	2nd	Fast	Bench
UCA	Paint	T/O	Chance	Break	
UCA	26	13	6	0	8
BU	40	21	21	10	33

Last FG - UCA 2nd-03:33, BU 2nd-00:34.
Largest lead - UCA None, BU by 44 2nd-00:34.
UCA led for 00:00, BU led for 39:35, Game was tied for 00:25.

Score tied - 0 times.
Lead changed - 0 times.

GAME 3 - #24 BAYLOR 72, TEXAS STATE 63



Official Basketball Box Score -- Game Totals -- Final Statistics
Texas St. vs Baylor
11/15/19 8:00 pm at Ferrell Center (Waco, Texas)



Texas St. 63 • 2-2,0-0 Sun Belt

#	Player	Total			3-Ptr			Rebounds			PF	TP	A	TO	Blk	Stl	Min										
		FG-FGA	FG-FGA	FT-FTA	FG-FGA	FG-FGA	FT-FTA	Off	Def	Tot																	
01	Isiah Small	3-8	0-1	0-0	4	8	12	2	6	1	0	0	0	28													
45	Eric Terry	1-2	0-0	0-0	0	2	2	4	2	1	3	3	2	24													
00	Deshawn Davidson	2-4	0-0	0-0	0	0	0	2	4	0	0	0	0	8													
12	Mason Harrell	1-5	0-2	2-4	1	4	5	1	4	0	3	0	1	20													
22	Nijal Pearson	8-19	4-8	0-0	1	5	6	1	20	1	5	1	0	35													
02	Caleb Asberry	5-8	2-5	0-0	1	1	2	1	12	2	1	0	0	20													
04	Shelby Adams	0-3	0-1	0-0	0	0	0	0	0	0	0	0	0	5													
05	Marlin Davis	4-7	0-0	3-3	0	1	1	3	11	3	3	1	4	32													
14	Quentin Scott	0-0	0-0	0-0	0	0	0	1	0	0	0	0	0	12													
25	Alonzo Sule	2-5	0-0	0-0	2	1	3	2	4	1	3	1	1	16													
Team						0		0																			
Totals		26-61		6-17		5-7		9		22		31		17		63		11		18		6		8		200	
FG % 1st Half:		13-28		46.4%		2nd half:		13-33		39.4%		Game:		26-61		42.6%		Deadball								Rebounds	
3FG % 1st Half:		2-5		40.0%		2nd half:		4-12		33.3%		Game:		6-17		35.3%										6.2	
FT % 1st Half:		2-2		100.0%		2nd half:		3-5		60.0%		Game:		5-7		71.4%											

Baylor 72 • 2-1,0-0 Big 12

#	Player	Total			3-Ptr			Rebounds			PF	TP	A	TO	Blk	Stl	Min										
		FG-FGA	FG-FGA	FT-FTA	FG-FGA	FG-FGA	FT-FTA	Off	Def	Tot																	
11	Vital, Mark	3-8	1-3	3-4	4	1	5	1	10	1	1	2	2	26													
33	Gillespie, Freddie	5-10	0-0	1-4	6	5	11	0	11	1	0	2	4	30													
12	Butler, Jared	5-13	2-7	3-3	0	3	3	2	15	1	3	0	2	30													
31	Teague, MacCio	5-13	2-6	0-0	1	1	2	0	12	5	2	0	3	34													
45	Mitchell, Davion	2-5	0-3	4-7	1	2	3	2	8	0	1	1	1	28													
00	Thamba, Flo	1-2	0-0	3-4	1	1	2	2	5	0	0	0	0	10													
02	Bandoo, Devonte	4-8	1-4	2-2	2	4	6	2	11	0	2	1	0	28													
24	Mayer, Matthew	0-2	0-0	0-0	1	1	2	1	0	4	3	1	3	14													
Team						0		0																			
Totals		25-61		6-23		16-24		16		18		34		10		72		12		12		7		15		200	
FG % 1st Half:		11-30		36.7%		2nd half:		14-31		45.2%		Game:		25-61		41.0%		Deadball								Rebounds	
3FG % 1st Half:		4-14		28.6%		2nd half:		2-9		22.2%		Game:		6-23		26.1%										4.4	
FT % 1st Half:		4-6		66.7%		2nd half:		12-18		66.7%		Game:		16-24		66.7%											

Officials: Michael Stephens, Gary Maxwell, Doug Simons
Technical fouls: Texas St-None, Baylor-None.
Attendance: 7640

Score by periods	1st	2nd	Total
Texas St.	30	33	63
Baylor	30	42	72

Points	In	Off	2nd	Fast	Bench
TXST	Paint	T/O	Chance	Break	
TXST	22	17	7	10	27
BU	32	21	10	24	16

Last FG - TXST 2nd-00:18, BU 2nd-00:49.
Largest lead - TXST by 2 1st-18:22, BU by 18 2nd-06:49.
TXST led for 01:57, BU led for 33:01, Game was tied for 05:02.

Score tied - 3 times.
Lead changed - 3 times.

GAME 2 - WASHINGTON 67, #18 BAYLOR 64



Official Basketball Box Score -- Game Totals -- Final Statistics
Washington vs Baylor
11/08/19 5:30 pm at Alaska Airlines Center - Anchorage, AK



Washington 67 • 1-0

#	Player	Total			3-Ptr			Rebounds			PF	TP	A	TO	Blk	Stl	Min										
		FG-FGA	FG-FGA	FT-FTA	FG-FGA	FG-FGA	FT-FTA	Off	Def	Tot																	
04	McDaniels, Jaden	5-10	1-2	7-8	1	7	8	3	18	3	4	4	1	33													
13	Wright, Hameir	2-5	2-3	0-0	0	4	4	4	6	1	4	4	1	29													
33	Stewart, Isaiah	7-13	0-1	1-1	3	4	7	3	15	2	3	4	0	36													
11	Carter, Nahzhiah	8-15	4-6	3-6	1	6	7	2	23	0	4	1	3	38													
55	Green, Quade	1-7	0-2	0-0	0	1	1	2	2	9	3	0	0	32													
01	Roberts, Nate	0-0	0-0	0-0	0	0	0	0	0	0	0	0	0	0+													
05	Bey, Jamal	1-3	0-1	1-2	0	1	1	0	3	2	1	1	2	19													
10	Hardy, Elijah	0-0	0-0	0-0	0	1	1	1	0	0	1	0	1	11													
14	Timmins, Sam	0-0	0-0	0-0	0	0	0	0	0	0	0	0	0	2													
Team						0		5		5																	
Totals		24-53		7-15		12-17		5		29		34		15		67		17		20		11		8		200	
FG % 1st Half:		10-25		40.0%		2nd half:		14-28		50.0%		Game:		24-53		45.3%		Deadball								Rebounds	
3FG % 1st Half:		4-8		50.0%		2nd half:		3-7		42.9%		Game:		7-15		46.7%										5.2	
FT % 1st Half:		0-0		0.0%		2nd half:		12-17		70.6%		Game:		12-17		70.6%											

Baylor 64 • 1-1

#	Player	Total					
---	--------	-------	--	--	--	--	--

GAME 13 – at TEXAS TECH

2019-20 BAYLOR BASKETBALL GAME NOTES

GAME 5 – #24 BAYLOR 77, COASTAL CAROLINA 65

GAME 6 – #24 BAYLOR 87, #17 VILLANOVA 78



Official Basketball Box Score -- Game Totals -- Final Statistics
Coastal Carolina vs Baylor
11/22/19 4:30 pm at Conway, S.C. (HTC Center)



Coastal Carolina 65 • 3-3,0-0 Sun Belt

#	Player	Total			3-Ptr			Rebounds			PF	TP	A	TO	Blk	Stl	Min
		FG-FGA	FG-FGA	FT-FTA	Off	Def	Tot	Off	Def	Tot							
33	Tommy Burton	f	4-7	0-0	4-4	0	4	4	4	12	2	4	0	1	0	30	
00	Ebrima Dibba	g	0-2	0-0	2-2	1	3	4	0	2	6	0	0	1	23		
02	Garrick Green	g	5-9	0-1	2-2	4	4	8	0	10	3	2	1	30			
03	DeVante Jones	g	4-7	2-2	0-2	0	4	4	4	10	3	3	0	34			
10	Tyrell Gumbs-Frater	g	4-8	2-3	2-3	1	2	3	2	12	1	3	0	23			
04	Keishawn Brewton	g	5-10	5-8	2-2	0	0	0	4	17	0	3	0	25			
12	Hosana Kitege	g	0-0	0-0	0-0	0	0	0	0	0	0	1	0	2			
14	Malik LeGania	g	0-0	0-0	0-0	0	0	0	1	0	0	0	0	7			
15	Isaac Hippolyte	g	0-0	0-0	0-0	0	0	0	3	0	1	3	0	8			
20	Ahmad Harvey	g	1-2	0-0	0-0	1	2	3	0	2	0	1	1	11			
32	Levi Cook	g	0-0	0-0	0-0	0	0	0	3	0	1	1	0	7			
Team						2	1	3									
Totals			23-45	9-14	10-15	9	20	29	21	65	14	22	3	4	200		
FG % 1st Half:		14-25	56.0%	2nd half:	9-20	45.0%	Game:		23-45	51.1%	Deadball Rebounds						
3FG % 1st Half:		6-8	75.0%	2nd half:	3-6	50.0%	Game:		9-14	64.3%	2						
FT % 1st Half:		5-7	71.4%	2nd half:	5-8	62.5%	Game:		10-15	66.7%							

Baylor 77 • 4-1,0-0 Big 12

#	Player	Total			3-Ptr			Rebounds			PF	TP	A	TO	Blk	Stl	Min
		FG-FGA	FG-FGA	FT-FTA	Off	Def	Tot	Off	Def	Tot							
25	Clark, Tristan	f	1-3	0-0	0-0	2	1	3	2	2	1	3	0	1	23		
33	Gillespie, Freddie	f	1-1	0-0	2-3	0	1	1	4	4	0	3	0	0	20		
12	Butler, Jared	g	4-8	2-4	2-2	0	1	1	5	12	3	1	0	21			
31	Teague, MaCio	g	6-14	3-10	6-6	0	2	2	1	21	2	0	0	34			
45	Mitchell, Davion	g	4-13	2-7	5-6	0	2	2	3	15	6	1	0	38			
00	Thamba, Flo	g	0-0	0-0	0-0	0	0	0	1	0	0	0	0	4			
02	Bandoo, Devonte	g	3-6	1-4	0-0	1	3	4	0	7	2	2	0	27			
11	Vital, Mark	g	5-7	0-1	0-1	5	4	9	2	10	2	1	1	27			
24	Mayer, Matthew	g	2-2	1-1	1-2	0	0	0	0	6	0	0	0	6			
Totals			26-54	9-27	16-20	11	15	26	18	77	16	13	1	9	200		
FG % 1st Half:		14-31	45.2%	2nd half:	12-23	52.2%	Game:		26-54	48.1%	Deadball Rebounds						
3FG % 1st Half:		5-17	29.4%	2nd half:	4-10	40.0%	Game:		9-27	33.3%	1.1						
FT % 1st Half:		4-7	57.1%	2nd half:	12-13	92.3%	Game:		16-20	80.0%							

Officials: Don Dally, Pat Adams, Kelly Self
Technical fouls: Coastal Carolina-None. Baylor-None.
Attendance: 1921
2019 Myrtle Beach Invitational - Semifinals

Score by periods	1st	2nd	Total
Coastal Carolina	39	26	65
Baylor	37	40	77

Last FG - CCU 2nd-08:20, BU 2nd-02:53.
Largest lead - CCU by 9 1st-13:35, BU by 15 2nd-02:53.
CCU led for 17:11. BU led for 19:07. Game was tied for 03:42.

	In	Off	2nd	Fast	Bench
Points	Paint	T/O	Chance	Break	
Coastal Carolina	24	8	10	5	19
Baylor	30	19	4	12	23

Score tied - 7 times.
Lead changed - 3 times.

GAME 7 – #18 BAYLOR 78, MARYLAND EASTERN SHORE 46



Official Basketball Box Score -- Game Totals -- Final Statistics
UMES vs Baylor
12/03/19 6:30 pm at Ferrell Center (Waco, Texas)



UMES 46 • 0-10,0-0 MEAC

#	Player	Total			3-Ptr			Rebounds			PF	TP	A	TO	Blk	Stl	Min
		FG-FGA	FG-FGA	FT-FTA	Off	Def	Tot	Off	Def	Tot							
22	Gabriel Gyamfi	f	1-3	0-1	0-0	1	5	6	2	2	1	0	1	0	22		
24	Walter Prevost	f	0-0	0-0	0-0	0	2	2	2	0	0	0	0	0	13		
03	Canaan Bartley	g	5-16	1-5	2-2	2	1	3	1	13	0	2	0	1	25		
10	Glen Anderson	g	2-3	1-1	1-2	1	4	5	1	6	1	3	0	1	28		
11	Ahmad Frost	g	0-7	0-4	0-0	0	1	1	1	0	0	0	0	1	19		
00	AJ Cheeseman	g	1-8	0-1	0-0	2	2	4	4	2	1	2	0	0	16		
01	Marlon Adams	g	1-3	0-1	0-0	0	6	6	1	2	1	1	0	1	17		
02	Ty Gibson	g	3-7	2-3	0-0	0	2	2	1	8	1	3	3	1	21		
04	Kevon Voyles	g	3-9	1-2	1-2	3	2	5	2	8	2	1	0	1	18		
05	Da'Shawn Phillip	g	0-6	0-1	2-3	0	0	0	3	2	1	1	0	1	13		
14	Bruce Guy	g	1-2	0-0	1-2	0	1	1	1	3	0	1	0	0	8		
Team						0	0	0									
Totals			17-64	5-19	7-11	9	26	35	19	46	8	15	4	7	200		
FG % 1st Half:		8-33	24.2%	2nd half:	9-31	29.0%	Game:		17-64	26.6%	Deadball Rebounds						
3FG % 1st Half:		1-11	9.1%	2nd half:	4-8	50.0%	Game:		5-19	26.3%	5.3						
FT % 1st Half:		4-7	57.1%	2nd half:	3-4	75.0%	Game:		7-11	63.6%							

Baylor 78 • 6-1,0-0 Big 12

#	Player	Total			3-Ptr			Rebounds			PF	TP	A	TO	Blk	Stl	Min
		FG-FGA	FG-FGA	FT-FTA	Off	Def	Tot	Off	Def	Tot							
11	Vital, Mark	f	3-8	0-2	0-3	3	3	6	2	6	1	2	1	3	27		
33	Gillespie, Freddie	f	1-5	0-0	0-0	3	10	13	2	2	0	4	5	2	23		
12	Butler, Jared	g	6-14	5-10	3-5	1	1	2	1	20	4	0	0	24			
31	Teague, MaCio	g	3-9	1-6	3-4	1	6	7	0	10	5	1	0	1	27		
45	Mitchell, Davion	g	2-6	1-3	3-5	1	4	5	2	8	4	2	0	1	24		
00	Thamba, Flo	g	2-2	0-0	2-3	0	4	4	4	6	0	1	1	0	17		
02	Bandoo, Devonte	g	5-10	2-3	2-3	4	4	8	1	14	1	1	0	3	31		
13	Moffatt, Jackson	g	0-2	0-2	0-0	0	0	0	0	0	0	0	0	1	3		
15	Okeke, Obim	g	0-2	0-2	0-0	0	2	2	1	0	3	1	0	0	8		
24	Mayer, Matthew	g	5-9	2-3	0-0	3	2	5	1	12	0	0	0	0	16		
Team						0	0	0									
Totals			27-67	11-31	13-22	16	36	52	14	78	18	12	7	11	200		
FG % 1st Half:		12-29	41.4%	2nd half:	15-38	39.5%	Game:		27-67	40.3%	Deadball Rebounds						
3FG % 1st Half:		6-11	54.5%	2nd half:	5-20	25.0%	Game:		11-31	35.5%	3.1						
FT % 1st Half:		8-15	53.3%	2nd half:	5-7	71.4%	Game:		13-22	59.1%							

Officials: Jemel Spearman, Mike Roberts, John Higgins
Technical fouls: UMES-None. Baylor-None.
Attendance: 6195

Score by periods	1st	2nd	Total
UMES	21	25	46
Baylor	38	40	78

Last FG - UMES 2nd-00:27, BU 2nd-00:14.
Largest lead - UMES None, BU by 34 2nd-02:45.
UMES led for 00:00. BU led for 39:40. Game was tied for 00:20.

Score tied - 0 times.
Lead changed - 0 times.



Official Basketball Box Score -- Game Totals -- Final Statistics
Villanova vs Baylor
11/24/19 5:00 pm at Conway, S.C. (HTC Center)



Villanova 78 • 4-2,0-0 Big East

#	Player	Total			3-Ptr			Rebounds			PF	TP	A	TO	Blk	Stl	Min
		FG-FGA	FG-FGA	FT-FTA	Off	Def	Tot	Off	Def	Tot							
23	Jermaine Samuels	f	2-4	1-3	0-0	0	2	2	5	5	1	1	0	0	21		
24	Jeremiah Robinson-Ea	f	3-9	1-2	5-8	5	6	11	3	12	3	2	0	0	38		
41	Saddiq Bey	f	6-12	1-5	3-3	3	2	5	4	16	5	3	1	2	35		
02	Collin Gillespie	g	10-18	3-9	4-4	0	2	2	1	27	6	5	0	0	37		
05	Justin Moore	g	0-2	0-2	0-0	0	1	1	0	0	0	1	0	1	26		
03	Brandon Slater	g	2-2	1-1	2-4	0	1	1	4	7	0	0	3	0	14		
10	Cole Swider	g	5-7	1-3	0-0	1	4	5	0	11	1	0	0	0	26		
21	Dhamir Cosby-Roundtr	g	0-0	0-0	0-0	0	0	0	0	0	0	0	0	0	3		
Team						3	1	4									
Totals			28-54	8-25	14-19	12	19	31	17	78	16	12	4	3	200		
FG % 1st Half:		15-27	55.6%	2nd half:	13-27	48.1%	Game:		28-54	51.9%	Deadball Rebounds						
3FG % 1st Half:		6-14	42.9%	2nd half:	2-11	18.2%	Game:		8-25	32.0%							

GAME 9 — #11 BAYLOR 53, #18 BUTLER 52



Official Basketball Box Score -- Game Totals -- Final Statistics
Butler vs Baylor
12/10/19 8:00 pm at Ferrell Center (Waco, Texas)



Butler 52 • 9-1,0-0 Big East

#	Player	Total			3-Ptr			Rebounds			PF	TP	A	TO	Blk	Stl	Min
		FG-FGA	FG-FGA	FT-FTA	FG-FGA	FG-FGA	FT-FTA	Off	Def	Tot							
10	Bryce Nze	f	2-6	0-0	2-4	1	2	3	2	6	1	0	2	1	0	30	
22	Sean McDermott	f	6-8	4-6	0-0	1	4	5	3	16	0	0	0	0	34		
33	Bryce Golden	f	1-2	0-0	2-2	2	1	3	2	4	2	4	0	0	18		
02	Aaron Thompson	g	2-6	0-1	2-2	2	6	8	4	6	1	2	2	1	35		
03	Kamar Baldwin	g	9-24	1-5	0-0	0	7	7	2	19	3	4	0	0	38		
01	Jordan Tucker	g	0-3	0-2	0-0	0	2	2	0	0	0	0	0	0	7		
04	Khaiif Battle	g	0-2	0-1	1-2	0	0	0	1	1	0	0	0	1	10		
20	Henry Baddley	g	0-0	0-0	0-0	0	0	0	0	0	0	0	0	0	6		
25	Christian David	g	0-0	0-0	0-0	0	1	1	2	0	2	0	1	1	22		
Team						1	3	4									
Totals			20-51	5-15	7-10	7	26	33	16	52	9	11	5	4	200		
FG % 1st Half:		9-28	32.1%	2nd half:	11-23	47.8%	Game:		20-51	39.2%	Deadball Rebounds						
3FG % 1st Half:		3-10	30.0%	2nd half:	2-5	40.0%	Game:		5-15	33.3%	4						
FT % 1st Half:		3-4	75.0%	2nd half:	4-6	66.7%	Game:		7-10	70.0%							

Baylor 53 • 8-1,0-0 Big 12

#	Player	Total			3-Ptr			Rebounds			PF	TP	A	TO	Blk	Stl	Min
		FG-FGA	FG-FGA	FT-FTA	FG-FGA	FG-FGA	FT-FTA	Off	Def	Tot							
11	Vital, Mark	f	3-7	1-1	0-1	3	2	5	2	7	2	1	3	1	31		
33	Gillespie, Freddie	f	4-6	0-0	0-1	3	6	9	3	8	1	1	3	0	31		
12	Butler, Jared	g	3-12	1-6	1-1	0	3	3	4	8	1	1	0	1	30		
31	Teague, MaCio	g	3-12	1-8	3-4	1	3	4	0	10	2	2	0	0	31		
45	Mitchell, Davion	g	2-9	1-6	1-2	1	1	2	2	6	3	4	0	2	36		
00	Thamba, Flo	g	1-2	0-0	0-2	1	1	2	2	2	0	0	1	0	9		
02	Bandoo, Devonte	g	4-9	2-5	0-0	1	4	5	0	10	1	1	0	0	23		
24	Mayer, Matthew	g	1-3	0-1	0-0	0	0	0	1	2	1	0	0	0	9		
Team						3	1	4									
Totals			21-60	6-27	5-11	13	21	34	14	53	11	11	7	4	200		
FG % 1st Half:		14-31	45.2%	2nd half:	7-29	24.1%	Game:		21-60	35.0%	Deadball Rebounds						
3FG % 1st Half:		5-14	35.7%	2nd half:	1-13	7.7%	Game:		6-27	22.2%	6.2						
FT % 1st Half:		1-5	20.0%	2nd half:	4-6	66.7%	Game:		5-11	45.5%							

Officials: Roger Ayers, Jamie Luckie, James Breeding
Technical fouls: Butler-None, Baylor-None.
Attendance: 7270

Score by periods	1st	2nd	Total
Butler	24	28	52
Baylor	34	19	53

Last FG - BUTLER 2nd-01:14, BU 2nd-03:40.
Largest lead - BUTLER None, BU by 16 1st-07:01.
BUTLER led for 00:00, BU led for 39:29. Game was tied for 00:31.

Score tied - 0 times.
Lead changed - 0 times.

GAME 10 — #10 BAYLOR 91, UT MARTIN 63



Official Basketball Box Score -- Game Totals -- Final Statistics
UT Martin vs Baylor
12/18/19 9:30 p.m. at Houston, Texas (Toyota Center)



UT Martin 63 • 3-7

#	Player	Total			3-Ptr			Rebounds			PF	TP	A	TO	Blk	Stl	Min
		FG-FGA	FG-FGA	FT-FTA	FG-FGA	FG-FGA	FT-FTA	Off	Def	Tot							
01	STEWART, Parker	f	5-16	5-12	3-4	1	2	3	1	18	0	6	1	0	33		
03	SERTOVIC, Eman	f	1-5	0-3	0-0	0	1	1	0	2	0	1	0	0	31		
05	HAWTHORNE, JR., Dere	f	1-9	0-1	2-2	1	4	5	2	4	3	0	0	1	33		
22	DOVE, Quintin	f	4-10	0-2	4-4	3	4	7	3	12	0	2	0	0	32		
44	POLLA, Hannes	f	1-3	0-0	2-2	2	0	2	4	4	1	1	1	1	13		
00	HARRIS, Ja'Darius	f	0-1	0-0	0-0	0	0	0	0	0	0	2	0	1	4		
10	RUSTIN, Eric	f	1-1	0-0	1-1	1	1	2	1	3	0	0	1	0	4		
11	RILEY, Jalen	f	0-2	0-0	0-0	1	4	5	0	0	2	2	0	0	30		
13	THOMAS, Miles	f	7-9	1-1	2-2	3	5	5	1	17	1	2	1	1	20		
24	AGUIAR, Isaac	f	1-1	0-0	0-1	1	0	1	0	2	0	0	0	0	3		
31	PIERCE, Jordan	f	0-3	0-0	1-5	1	0	1	0	1	0	3	0	0	17		
Team						6	2	8									
Totals			21-60	6-19	15-21	19	21	40	13	63	7	19	4	4	200		
FG % 1st Half:		10-30	33.3%	2nd half:	11-30	36.7%	Game:		21-60	35.0%	Deadball Rebounds						
3FG % 1st Half:		4-10	40.0%	2nd half:	2-9	22.2%	Game:		6-19	31.6%							
FT % 1st Half:		6-10	60.0%	2nd half:	9-11	81.8%	Game:		15-21	71.4%							

Baylor 91 • 9-1

#	Player	Total			3-Ptr			Rebounds			PF	TP	A	TO	Blk	Stl	Min
		FG-FGA	FG-FGA	FT-FTA	FG-FGA	FG-FGA	FT-FTA	Off	Def	Tot							
11	Vital, Mark	f	5-6	0-0	1-2	2	0	2	2	11	2	1	1	2	24		
12	Butler, Jared	f	8-16	2-8	1-1	1	1	2	2	19	6	5	0	3	31		
31	Teague, MaCio	f	5-10	2-5	0-1	0	3	3	1	12	2	0	0	1	28		
33	Gillespie, Freddie	f	3-4	0-0	0-0	4	2	6	2	6	1	0	2	1	19		
45	Mitchell, Davion	f	9-12	1-2	0-0	0	3	3	2	19	4	0	0	4	26		
00	Thamba, Flo	f	4-4	0-0	3-6	0	8	8	4	11	0	1	4	0	21		
02	Bandoo, Devonte	f	3-7	2-4	0-0	1	6	7	0	8	5	3	0	1	29		
13	Moffatt, Jackson	f	0-1	0-1	0-0	0	0	0	0	0	0	0	0	0	3		
15	Okeke, Obim	f	0-2	0-2	0-0	0	0	0	0	0	0	0	0	0	3		
24	Mayer, Matthew	f	2-8	1-3	0-0	2	0	2	2	5	1	1	0	1	16		
Team						3	2	5									
Totals			39-70	8-25	5-10	13	25	38	17	91	21	12	7	13	200		
FG % 1st Half:		16-33	48.5%	2nd half:	23-37	62.2%	Game:		39-70	55.7%	Deadball Rebounds						
3FG % 1st Half:		4-13	30.8%	2nd half:	4-12	33.3%	Game:		8-25	32.0%							
FT % 1st Half:		2-5	40.0%	2nd half:	3-5	60.0%	Game:		5-10	50.0%							

Officials: Darroel George (R), Brooks Wells (U1) & Chance Moore (U2)
Technical fouls: UT Martin-None, Baylor-None.
Attendance:

Score by periods	1st	2nd	Total
UT Martin	30	33	63
Baylor	38	53	91

Last FG - UTM 2nd-00:15, BU 2nd-02:34.
Largest lead - UTM by 1 1st-18:34, BU by 36 2nd-02:34.
UTM led for 00:13, BU led for 39:25. Game was tied for 00:22.

Score tied - 0 times.
Lead changed - 2 times.

GAME 11 — #6 BAYLOR 83, JACKSON STATE 57



Official Basketball Box Score -- Game Totals -- Final Statistics
Jackson St. vs Baylor
12/30/19 12:00 am at Ferrell Center (Waco, Texas)



Jackson St. 57 • 3-10,0-0 SWAC

#	Player	Total			3-Ptr			Rebounds			PF	TP	A	TO	Blk	Stl	Min
		FG-FGA	FG-FGA	FT-FTA	FG-FGA	FG-FGA	FT-FTA	Off	Def	Tot							
01	Roland Griffin	f	6-13	2-3	2-2	2	5	7	5	16	0	5	0	1	33		
11	Jayveous McKinnis	f	1-5	0-0	0-0	4	8	12	5	2	0	0	1	0	32		
03	Jonas James	g	1-4	1-2	1-2	0	0	0	3	4	0	4	0	0	30		
04	Tristan Jarrett	f	4-17	1-5	4-6	1	1	2	3	13	2	5	0	0	23		
10	Cainan McClelland	f	0-4	0-2	3-4	1	1	2	1	3	2	1	1	1	19		
00	Venjie Wallis	g	4-11	0-0	2-2	3	2	5	2	10	0	2	0	1	32		
13	Miles Daniels	g	2-3	1-1	0-1	0	2	2	1	5	3	1	0	2	20		
21	Lemmie Howard	g	0-1	0-0	0-0	0	0	0	0	0	1	0	0	0	4		
30	Khalil Spencer	g	2-2	0-0	0-0	1	1	2	2	4	0	0	0	0	7		
Team						2	2	4									
Totals			20-60	5-13	12-17	14	22	36	22	57	8	18	2	7	200		
FG % 1st Half:		9-31	29.0%	2nd half:	11-29	37.9%	Game:		20-60	33.3%	Deadball Rebounds						
3FG % 1st Half:		3-8	37.5%	2nd half:	2-5	40.0%	Game:		5-13	38.5%							
FT % 1st Half:		3-4	75.0%	2nd half:	9-13	69.2%	Game:		12-17	70.6%							

Baylor 83 • 10-1,0-0 Big 12

#	Player	Total			3-Ptr			Rebounds		
---	--------	-------	--	--	-------	--	--	----------	--	--

LAST MEETING IN LUBBOCK: TEXAS TECH 86, BAYLOR 61 (FEB. 16, 2019)



**Official Basketball Box Score -- Game Totals -- Final Statistics
Baylor vs Texas Tech
02/16/19 1 p.m. CT at Lubbock, TX (United Supermarkets Arena)**



Baylor 61 • 16-9, 7-5

#	Player	*	Total		3-Ptr		Rebounds			PF	TP	A	TO	Blk	Stl	Min
			FG-FGA	FG-FGA	FT-FTA	Off	Def	Tot								
02	Bandoo, Devonte	*	2-10	1-7	3-4	6	0	6	3	8	1	4	0	0	34	
04	Kegler, Mario	*	4-9	3-6	4-5	1	3	4	4	15	0	1	0	0	28	
11	Vital, Mark	*	1-2	0-0	2-4	2	1	3	3	4	1	1	1	1	31	
12	Butler, Jared	*	5-9	4-5	2-3	1	4	5	1	16	4	7	0	1	37	
33	Gillespie, Freddie	*	1-4	0-0	0-0	2	4	6	5	2	0	2	1	0	18	
00	Thamba, Flo		1-3	0-0	3-4	2	3	5	4	5	0	2	0	0	17	
01	Allen, Darius		1-3	0-2	0-0	0	0	0	1	2	0	0	0	1	4	
15	Okeke, Obim		1-3	0-2	0-0	0	0	0	1	2	0	1	0	0	9	
24	Mayer, Matthew		1-6	1-3	4-8	0	1	1	4	7	0	1	1	1	22	
Team						1	3	4								
Totals			17-49	9-25	18-28	15	19	34	26	61	6	19	3	4	200	

FG % 1st Half:	9-26	34.6%	2nd half:	8-23	34.8%	Game:	17-49	34.7%	Deadball
3FG % 1st Half:	7-13	53.8%	2nd half:	2-12	16.7%	Game:	9-25	36.0%	Rebounds
FT % 1st Half:	7-11	63.6%	2nd half:	11-17	64.7%	Game:	18-28	64.3%	10

Texas Tech 86 • 21-5, 9-4

#	Player	*	Total		3-Ptr		Rebounds			PF	TP	A	TO	Blk	Stl	Min
			FG-FGA	FG-FGA	FT-FTA	Off	Def	Tot								
11	Owens, Tariq	*	2-3	0-0	7-8	3	0	3	2	11	1	1	2	0	27	
13	Mooney, Matt	*	2-7	1-3	4-4	0	2	2	2	9	1	0	0	2	29	
23	Culver, Jarrett	*	4-11	3-6	7-8	3	5	8	2	18	4	2	1	1	28	
25	Moretti, Davide	*	4-9	4-8	5-6	0	0	0	1	17	2	0	0	1	33	
32	Odiase, Norense	*	0-2	0-0	0-0	1	1	2	4	0	0	1	1	1	11	
00	Edwards, Kyler		2-7	2-6	1-2	1	1	2	3	7	0	1	0	0	15	
01	Francis, Brandone		2-7	2-5	1-2	1	2	3	4	7	1	0	0	2	24	
03	Corprew, Deshawn		1-1	0-0	3-3	1	2	3	3	5	1	0	1	0	14	
10	Ondigo, Malik		1-1	0-0	0-0	1	1	2	2	2	0	2	0	0	6	
20	Hicks, Parker		1-2	0-0	1-1	1	1	2	1	3	0	0	0	0	3	
24	Benson, Avery		2-2	0-0	1-1	0	1	1	1	5	0	1	0	0	3	
30	Sorrells, Andrew		0-1	0-1	0-0	0	0	0	0	0	2	0	0	0	4	
35	Mballa, Josh		1-1	0-0	0-0	0	0	0	0	2	0	0	0	0	3	
Team						1	1	2				1				
Totals			22-54	12-29	30-35	13	17	30	25	86	12	9	5	7	200	

FG % 1st Half:	10-26	38.5%	2nd half:	12-28	42.9%	Game:	22-54	40.7%	Deadball
3FG % 1st Half:	8-14	57.1%	2nd half:	4-15	26.7%	Game:	12-29	41.4%	Rebounds
FT % 1st Half:	17-19	89.5%	2nd half:	13-16	81.3%	Game:	30-35	85.7%	5

Officials: Tom Eades, Jeb Hartness, Bert Smith
 Technical fouls: Baylor-None. Texas Tech-None.
 Attendance: 14598

Score by periods	1st	2nd	Total
Baylor	32	29	61
Texas Tech	45	41	86

Points	In	Off	2nd	Fast	
BU	Paint	T/O	Chance	Break	Bench
TTU	16	13	14	2	16
	14	25	22	3	31

Last FG - BU 2nd-02:08, TTU 2nd-00:07.
 Largest lead - BU by 2 1st-17:17, TTU by 25 2nd-00:49.
 BU led for 00:38. TTU led for 35:55. Game was tied for 03:21.

Score tied - 2 times.
 Lead changed - 4 times.

LAST MEETING IN WACO: BAYLOR 73, TEXAS TECH 62 (JAN. 19, 2019)

Official Basketball Box Score -- Game Totals -- Final Statistics
Texas Tech vs Baylor
01/19/19 5:00 pm CT at Waco, Texas (Ferrell Center)



BIG 12 CONFERENCE

Texas Tech 62 • 15-3, 4-2 #8/9

#	Player		Total			3-Ptr			Rebounds			PF	TP	A	TO	Blk	Stl	Min
			FG-FGA	FG-FGA	FT-FTA	FG-FGA	FG-FGA	FT-FTA	Off	Def	Tot							
11	Owens, Tariq	f	2-4	0-0	4-4	0-0	0-0	4-4	4	2	6	5	8	1	1	1	0	30
32	Odiase, Norenshe	c	0-1	0-0	0-0	0-0	0-0	0-0	0	2	2	0	0	0	1	2	0	15
13	Mooney, Matt	g	1-6	0-3	0-1	0-3	0-1	0-1	0	1	1	3	2	1	3	0	1	28
23	Culver, Jarrett	g	9-16	1-4	0-0	1-4	0-0	0-0	1	8	9	2	19	5	7	0	3	37
25	Moretti, Davide	g	3-4	1-2	6-7	1-2	6-7	6-7	0	3	3	1	13	2	2	0	3	37
00	Edwards, Kyler		1-5	0-2	2-2	0-2	2-2	2-2	0	2	2	1	4	2	1	0	1	21
01	Francis, Brandone		4-8	3-4	3-5	3-4	3-5	3-5	1	1	2	4	14	0	1	0	0	23
03	Corprew, Deshawn		1-1	0-0	0-0	0-0	0-0	0-0	1	0	1	2	2	1	1	0	0	8
10	Ondigo, Malik		0-0	0-0	0-0	0-0	0-0	0-0	0	0	0	0	0	0	0	0	0	1
Team									1	2	3							
Totals			21-45	5-15	15-19	5-15	15-19	15-19	8	21	29	18	62	12	17	3	8	200

FG % 1st Half:	9-21	42.9%	2nd half:	12-24	50.0%	Game:	21-45	46.7%	Deadball
3FG % 1st Half:	3-7	42.9%	2nd half:	2-8	25.0%	Game:	5-15	33.3%	Rebounds
FT % 1st Half:	10-12	83.3%	2nd half:	5-7	71.4%	Game:	15-19	78.9%	1

Baylor 73 • 11-6, 3-2

#	Player		Total			3-Ptr			Rebounds			PF	TP	A	TO	Blk	Stl	Min
			FG-FGA	FG-FGA	FT-FTA	FG-FGA	FG-FGA	FT-FTA	Off	Def	Tot							
11	Vital, Mark	f	3-5	0-0	0-1	0-0	0-0	0-1	5	3	8	0	6	5	5	0	0	23
25	Kegler, Mario	f	4-8	1-3	0-0	1-3	0-0	0-0	1	4	5	3	9	0	1	0	0	21
03	McClure, King	g	3-9	2-5	0-0	2-5	0-0	0-0	1	5	6	2	8	4	2	0	4	37
10	Mason, Makai	g	4-10	4-7	4-4	4-7	4-4	4-4	0	0	0	4	16	2	1	0	0	32
20	Butler, Jared	g	7-15	2-8	3-3	2-8	3-3	3-3	1	0	1	2	19	5	1	0	3	29
00	Thamba, Flo		0-0	0-0	1-2	0-0	0-0	1-2	0	2	2	2	1	0	2	0	1	16
21	Mayer, Matthew		0-2	0-2	0-0	0-2	0-0	0-0	0	1	1	1	0	0	0	0	1	3
22	Bandoo, Devonte		2-7	2-4	2-2	2-4	2-2	2-2	0	1	1	0	8	0	0	1	0	19
31	Gillespie, Freddie		1-2	0-0	4-4	0-0	0-0	4-4	2	3	5	3	6	0	1	0	1	20
Team									2	0	2							
Totals			24-58	11-29	14-16	11-29	14-16	14-16	12	19	31	17	73	16	13	1	10	200

FG % 1st Half:	13-34	38.2%	2nd half:	11-24	45.8%	Game:	24-58	41.4%	Deadball
3FG % 1st Half:	7-18	38.9%	2nd half:	4-11	36.4%	Game:	11-29	37.9%	Rebounds
FT % 1st Half:	0-0	0.0%	2nd half:	14-16	87.5%	Game:	14-16	87.5%	3

Officials: Larry Spaulding, Michael Greenstein, Chance Moore

Technical fouls: Texas Tech-None. Baylor-None.

Attendance: 9018

Fouled Out: TTU #11 Owens 1:12

Score by periods	1st	2nd	Total
Texas Tech	31	31	62
Baylor	33	40	73

Points	In	Off	2nd	Fast	
TTU	Paint	T/O	Chance	Break	Bench
BU	24	18	2	4	20
	26	13	11	6	15

Last FG - TTU 2nd-01:20, BU 2nd-03:23.

Largest lead - TTU by 13 1st-10:29, BU by 13 2nd-08:13.

TTU led for 15:54. BU led for 22:19. Game was tied for 01:16.

Score tied - 2 times.

Lead changed - 1 time.

THE LAST TIME ...

THE LAST TIME A BAYLOR TEAM...

Scored 110 Points.....	118 vs. Savannah State (12/17/17)
Scored 100 Points.....	105 vs. Central Arkansas (11/5/19)
Scored 90 Points.....	91 vs. UT Martin (12/18/19)
Scored Fewer than 50 Points.....	44 at Kansas (11/14/13)
Won by 40 Points.....	44 vs. Central Arkansas (11/5/19)
Won by 30 Points.....	32 vs. Maryland Eastern Shore (12/3/19)
Shot 65 pct from floor.....	66.1 (41-62) vs. Texas Southern (12/14/17)
Shot 60 pct from floor.....	60.8 (31-51) vs. PVAMU (11/12/18)
Shot less than 30 pct from floor.....	29.8 (17-57) at TCU (1/10/15)
Shot 65 pct from 3FG.....	70.6 (12-17) vs. Central Arkansas (11/10/17)
Shot 60 pct from 3FG.....	60.0 (15-25) at Oklahoma State (1/14/19)
Shot less than 15 pct from 3FG.....	111 (2-18) vs. Ole Miss (11/23/18)
Shot less than 10 pct from 3FG.....	.083 (1-12) vs. TCU (1/2/18)
Made 15 3-point field goals.....	18 vs. Central Arkansas (11/5/19)
Failed to make a 3FG.....	0-8 at Texas Tech (2/21/90)
Shot 95 pct from FT line.....	100.0 (9-9) at Oklahoma State (2/6/18)
Shot 90 pct from FT line.....	100.0 (9-9) at Oklahoma State (2/6/18)
Shot less than 40 pct from FT line.....	27.3 (3-11) vs. Texas Southern (11/6/18)
Had 60 Rebounds.....	60 vs. Huston-Tillotson (1/21/15)
Had 55 Rebounds.....	58 vs. Savannah State (12/17/17)
Had 50 Rebounds.....	52 vs. Maryland Eastern Shore (12/3/19)
Had 20 Offensive Rebounds.....	26 vs. Kansas (1/12/19)
Had 40 Defensive Rebounds.....	43 vs. Savannah State (12/17/17)
Had 35 Assists.....	40 vs. Hardin-Simmons (12/16/15)
Had 30 Assists.....	32 vs. Savannah State (12/17/17)
Had 25 Assists.....	25 vs. Central Arkansas (11/5/19)
Had 25 Turnovers.....	29 at West Virginia (1/10/17)
Had 20 Turnovers.....	20 at Arizona (12/15/18)
Had fewer than 7 Turnovers.....	5 vs. Villanova (11/24/19)
Had fewer than 5 Turnovers.....	4 at West Virginia (2/22/14)
Had 16 Steals.....	16 vs. Savannah State (11/23/15)
Had 15 Steals.....	15 vs. Texas State (11/15/19)
Had 12 Steals.....	13 vs. UT Martin (12/18/19)
Had 12 Blocked Shots.....	12 vs. New Orleans (12/29/18)
Had 10 Blocked Shots.....	10 vs. TCU (2/2/19)
Had no Blocked Shots.....	at West Virginia (1/21/19)
Had two 20-point scorers.....	Mario Kegler (23), Devonte Bando (22) vs. West Virginia (2/13/19)
Had two 25-point scorers.....	Jo Lual-Acuil Jr. (31), Manu LeComte (25) vs. Savannah State (12/17/17)
Had seven double-figure scorers.....	vs. Long Beach State (3/20/13)
Had six double-figure scorers.....	vs. Kansas State (1/22/18)
Had five double-figure scorers.....	vs. UT Martin (12/18/19)
Had all five starters score in double figures.....	vs. Randall (12/9/17)
Had all five starters score 15+ points.....	vs. Central Arkansas (11/10/17)
Had no players score in double figures.....	vs. Texas A&M (3/5/08)
Had no starters score in double figures.....	at Kansas State (3/3/18)
Had four players score 15+ points.....	vs. PVAMU (11/12/18)
Had five players score 15+ points.....	vs. Central Arkansas (11/10/17)
Had four players score 18+ points.....	vs. Savannah State (12/17/17)
Had four players with 5+ assists.....	vs. Savannah State (12/17/17)
Had two double-doubles.....	Mario Kegler (23p/10r), Mark Vital (15p/14r) vs. West Virginia (2/23/19)
Had two double-figure rebounders.....	Mark Vital (14), Mario Kegler (10) vs. West Virginia (2/23/19)
Scored 50-plus points in first half.....	53 vs. Central Arkansas (11/5/19)
Scored 50-plus points in second half.....	53 vs. UT Martin (12/18/19)
Scored 50-plus points in both halves.....	vs. Central Arkansas (11/5/19)
Scored 60-plus points in first half.....	61 vs. Savannah State (12/17/17)
Scored 60-plus points in second half.....	60 at Iowa State (1/9/16)
Scored fewer than 20 points in 1st half.....	15 at Wichita State (12/1/18)
Scored fewer than 20 points in 2nd half.....	19 vs. Butler (12/20/19)
Scored 20 points or fewer in 1st half.....	20 at Arizona (12/15/18)
Scored 20 points or fewer in 2nd half.....	20 at Texas Tech (2/17/15)
Overcame a 20-point deficit to win.....	vs. Louisville, trailed 32-10, won 66-63 (11/25/16)
Overcame a 15-pt deficit with less than 10 min left to win.....	vs. Texas, trailed 55-36, won 84-83 (2/27/19)
Overcame a 20-point deficit.....	vs. Mississippi State, trailed 40-20 (3/18/18)
Overcame a 15-point halftime deficit to win.....	vs. Louisville, trailed 39-24, won 66-63 (11/25/16)
Overcame a 10-point halftime deficit to win.....	vs. Texas, trailed 40-29, won 84-83 (2/27/19)
Won an OT game.....	84-83 vs. Texas (2/27/19)
Lost an OT game.....	78-81 vs. TCU (1/2/18)
Won a 20T game.....	74-73 at Texas (2/12/18)
Lost a 20T game.....	84-91 to Colorado (3/13/08)
Won a 30T game.....	Never
Lost a 30T game.....	93-97 at SMU (1/9/88)
Won a 40T game.....	96-95 vs. North Texas (12/17/88)
Lost a 40T game.....	Never
Won a 50T game.....	116-110 at Texas A&M (1/23/08)
Lost a 50T game.....	Never

THE LAST TIME A BAYLOR PLAYER...

Recorded a Triple-Double (Pts/Reb/Ast).....	Kenny Chery (20/10/12) vs. Kansas State (2/15/14)
Recorded a Triple-Double (Pts/Reb/Blk).....	Ekpe Udoh (18/17/10) vs. Morgan State (1/6/10)
Recorded a Double-Double Off the Bench.....	Terry Maston (12p/10r) vs. TAMU-CC (11/13/17)
Recorded a Double-Double Before Halftime.....	King McClure (12p/10r) vs. George Mason (11/24/18)
Scored 35 Points.....	Makai Mason (40) vs. TCU (2/2/19)
Scored 30 Points.....	Jared Butler (30) vs. Central Arkansas (11/5/19)
Scored 30 Points in a Road Game.....	Jared Butler (31) at Kansas (3/9/19)
Scored 20 Points in a 1st Half.....	King McClure (20) at Oklahoma State (11/14/19)
Scored 25 Points in a 2nd Half.....	Makai Mason (27) vs. TCU (2/2/19)
Scored 20 Points in a 2nd Half.....	Jared Butler (23) at Kansas (3/9/19)
Scored 30 Points off the Bench.....	Nuni Omot (30) at Kansas State (3/3/18)
Scored 25 Points off the Bench.....	Terry Maston (26) vs. Mississippi State (3/18/18)
Scored 20 Points off the Bench.....	Devonte Bando (22) vs. West Virginia (2/23/19)
Made 5+ 3-pointers in a 1st Half.....	King McClure (6-7) at Oklahoma State (11/14/19)
Made 5+ 3-pointers in a 2nd Half.....	Makai Mason (6-8) vs. TCU (2/2/19)
Had 20 Rebounds.....	Jo Lual-Acuil Jr. (20) vs. Savannah State (12/17/17)
Had 15 Rebounds.....	Mark Vital (17) at Arizona (12/15/18)
Had 8+ Offensive Rebounds.....	Mark Vital (9) at Arizona (12/15/18)
Had 9+ Offensive Rebounds.....	Mark Vital (8) vs. Kansas (11/12/19)
Had 12 Rebounds in a Half.....	Johnathan Motley (14 in 2nd half) vs. Texas (1/17/17)
Had 10 Rebounds in a Half.....	King McClure (10 in 1st half) vs. George Mason (11/24/18)
Had 10 Assists.....	Tyson Jolly (10) vs. Randall (12/9/17)
Had 10+ Assists and 0 Turnovers.....	Jake Lindsey (11 AST/0 TO) vs. Kansas State (3/9/17)
Had 5 Blocked Shots.....	Freddie Gillespie (5) vs. Maryland Eastern Shore (12/3/19)
Had 6 Blocked Shots.....	Tristan Clark (6) vs. South Dakota (11/27/18)
Had 7 Blocked Shots.....	Jo Lual-Acuil Jr. (7) vs. Oklahoma (2/21/17)
Had 5 Steals.....	Jared Butler (5) vs. Ohio (11/21/19)
Had 6 Steals.....	Lester Medford (7) vs. Savannah State (11/23/15)
Played 45+ Minutes.....	Jo Lual-Acuil Jr. (48) & Manu LeComte (46) at Texas (2/12/18)
Made a Game-Winning Shot.....	Terry Maston (2FG) vs. Texas Tech, 59-57 (2/17/18)
Made a Game-Winning Shot in Final 10 Seconds.....	Jo Lual-Acuil Jr. (Dunk) at Texas, 74-73 2ot (2/12/18)
Made a Game-Winning Shot at Buzzer.....	Lester Medford (3FG) at Texas Tech, 63-60 (1/16/16)
Made a Game-Winning FT in Final 10 Seconds.....	Mario Kegler vs. Texas, 84-83 OT (2/29/19)

THE LAST TIME A BAYLOR OPPONENT...

Scored 100 Points.....	102 at Kansas (1/2/16)
Scored 90 Points.....	90 vs. Kansas State (1/22/18)
Scored Fewer than 50 Points at Home.....	47 at Oklahoma (1/28/19)
Scored Fewer than 50 Points.....	44 vs. Texas (1/4/20)
Scored Fewer than 40 Points.....	39 vs. McNeese State (11/14/14)
Won by 30 Points.....	40 at Oklahoma (1/20/07)
Shot 65 pct from floor.....	66.1 (39-59) at Oklahoma (2/26/05)
Shot 60 pct from floor.....	62.0 (31-50) vs. Oklahoma (1/23/16)
Shot less than 25 pct from floor.....	23.4 (11-47) vs. Prairie View A&M (12/2/15)
Shot 55 pct from 3FG.....	55.7 (15-27) vs. Texas (2/27/19)
Shot less than 15 pct from 3FG.....	143 (2-14) vs. George Mason (11/24/18)
Made 15 3-point field goals.....	15 vs. Texas (2/27/19)
Shot 95 pct from FT line.....	95.7 (22-23) at Ole Miss (1/28/17)
Shot less than 50 pct from FT line.....	33.3 (5-15) vs. Texas (1/4/20)
Had 50 Rebounds.....	62 vs. Wake Forest (Anaheim) (11/30/08)
Had fewer than 20 Rebounds.....	18 vs. Oregon (12/21/18)
Had 20 Offensive Rebounds.....	20 vs. Wagner (3/13/18)
Had 25 Assists.....	29 vs. Oklahoma (1/23/16)
Had 20 Turnovers.....	22 vs. Coastal Carolina (11/22/19)
Had fewer than 5 Turnovers.....	4 at West Virginia (2/22/14)
Had 13 Steals.....	15 at West Virginia (1/10/17)
Had 12 Steals.....	12 vs. West Virginia (3/9/17)
Had 12+ Blocked Shots.....	13 vs. West Virginia (2/20/18)
Had 10+ Blocked Shots.....	11 vs. Washington (11/8/19)
Had no Blocked Shots.....	at Oklahoma State (2/8/17)
Had two 20-point scorers.....	Barry Brown (34), Dean Wade (24) vs. Kansas State (1/22/18)
Had three 20-point scorers.....	Abdel Nader (26), Georges Niang (24), Monte Morris (20) vs. Iowa State (2/16/16)
Had five double-figure scorers.....	vs. Coastal Carolina (11/22/18)
Had four 15+ point scorers.....	at Texas (2/12/18)
Had two double-figure rebounders.....	Kenrich Williams (12), Vlad Brodziansky (10) at TCU (1/21/17)
Scored 50-plus points in 1st half.....	51 at Texas A&M (12/19/15)
Scored 50-plus points in 2nd half.....	52 at Texas Tech (2/13/17)
Scored 20 points or fewer in 1st half.....	16 vs. Oregon (12/21/18)
Scored 20 points or fewer in 2nd half.....	20 vs. Texas (1/6/18)
Failed to make a 3FG.....	vs. Oklahoma, 0-12 (2/25/12)

THE LAST TIME A BAYLOR OPPOSING PLAYER

Scored 30 Points.....	Brandon Clarke (36) vs. Gonzaga (3/23/19)
Had 20 Rebounds.....	Jamahl Mosley (20) vs. Colorado (Kansas City) (3/8/01)
Had 15 Rebounds.....	Jericho Sims (15) vs. Texas (1/4/20)
Had 10 Assists.....	Courtney Ramey (10) vs. Texas (2/27/19)
Had 8 Turnovers.....	Trae Young (8) vs. Oklahoma (2/27/18)
Had 7 Turnovers.....	Jarrett Culver (7) vs. Texas Tech (1/19/19)
Had 7 Blocked Shots.....	Sagaba Konate (9) vs. West Virginia (2/20/18)
Had 6 Blocked Shots.....	Yor Anei (6) vs. Oklahoma State (3/6/19)
Had 5 Steals.....	Dedric Lawson (5) vs. Kansas (11/12/19)
Had 6 Steals.....	Jevon Carter (6) vs. West Virginia (3/9/18)

2019-20 INDIVIDUAL SUPERLATIVES

CATEGORY	BAYLOR	OPPONENT
Points Scored	30, Jared Butler vs. Central Arkansas (11/5)	27, Collin Gillespie vs. Villanova (11/24)
Field Goals Made	10, Jared Butler vs. Central Arkansas (11/5)	10, Collin Gillespie vs. Villanova (11/24)
FGs Attempted	17, Jared Butler vs. Villanova (11/24)	24, Kamar Baldwin vs. Butler (12/10)
Highest FG % (min 5 made)	.857 (6-7), Freddie Gillespie vs. Central Arkansas (11/5)	.778 (7-9), Miles Thomas vs. UT Martin (12/18)
3-Point FGs Made	8, Jared Butler vs. Central Arkansas (11/5)	5, Keishawn Brewton vs. Coastal Carolina (11/22) 5, Parker Stewart vs. UT Martin (12/18)
3-Point FGs Attempted	12, Jared Butler vs. Central Arkansas (11/5)	12, Parker Stewart vs. UT Martin (12/18)
3-Point FG % (min 5 att)	.667 (8-12), Jared Butler vs. Central Arkansas (11/5) .667 (4-6), MaCio Teague vs. UCA (11/5) & vs. Villanova (11/24) .667 (4-6), Jared Butler vs. Washington (11/8) & vs. JSU (12/30)	.667 (4-6), Nahziah Carter vs. Washington (11/8) .667 (4-6), Sean McDermott vs. Butler (12/10)
Free Throws Made	9, MaCio Teague vs. Arizona (12/7) & vs. Texas (1/4)	9, Chase Jeter vs. Arizona (12/7)
Free Throws Attempted	10, MaCio Teague vs. Arizona (12/7)	10, Chase Jeter vs. Arizona (12/7)
Free Throw % (min 7 att)	1.000 (9-9), MaCio Teague vs. Texas (1/4)	1.000 (8-8), Nico Mannion vs. Arizona (12/7)
Offensive Rebounds	6, Freddie Gillespie vs. TSU (11/15), Ohio (11/21), UT (1/4) 6, Mark Vital vs. Texas (1/4)	6, Jericho Sims vs. Texas (1/4)
Defensive Rebounds	10, Freddie Gillespie vs. UMES (12/3) & vs. Arizona (12/7)	9, Jericho Sims vs. Texas (1/4)
Total Rebounds	13, Freddie Gillespie, three times	15, Jericho Sims vs. Texas (1/4)
Assists	6, Davion Mitchell vs. Coastal Carolina (11/22) 6, Jared Butler vs. UT Martin (12/18)	9, Quade Green vs. Washington (11/8)
Turnovers	5, Jared Butler vs. UT Martin (12/18)	6, Jason Preston vs. Ohio (11/21) 6, Parker Stewart vs. UT Martin (12/18)
Blocked Shots	5, Freddie Gillespie vs. UMES (12/3) & vs. Arizona (12/7)	4, Jaden McDaniels & Hameir Wright vs. Washington (11/8)
Steals	5, Jared Butler vs. Ohio (11/21)	4, Marlin Davis vs. Texas State (11/15)
Minutes Played	38, Davion Mitchell vs. Coastal Carolina (11/22)	38, Nahziah Carter vs. Washington (11/8) 38, Jeremiah Robinson-Earl vs. Villanova (11/24) 38, Kamar Baldwin vs. Butler (12/10) 38, Jericho Sims vs. Texas (1/4)

2019-20 TEAM SUPERLATIVES

BAYLOR HIGH	BAYLOR LOW	CATEGORY	OPPONENT HIGH	OPPONENT LOW
105 vs. Central Arkansas (11/5)	53 vs. Butler (12/10)	Points Scored	78 vs. Villanova (11/24)	44 vs. Texas (1/4)
53 vs. Central Arkansas (11/5)	30 vs. Texas State (11/15)	Points, 1st Half	41 vs. Villanova (11/24)	21 vs. UMES (12/3)
53 vs. UT Martin (12/18)	19 vs. Butler (12/10)	Points, 2nd Half	43 vs. Washington (11/8)	21 vs. Texas (1/4)
–	–	Points/Overtime	–	–
40 vs. Central Arkansas (11/5)	17 vs. Arizona (12/7)	Field Goals Made	28 vs. Villanova (11/24)	14 vs. Arizona (12/7)
71 vs. Central Arkansas (11/5)	54 at CCU (11/22) & vs. JSU (12/30)	Field Goal Attempts	64 vs. UMES (12/3)	45 at Coastal Carolina (11/22)
.563 (40-71) vs. UCA (11/5)	.304 (17-56) vs. Arizona (12/7)	FG Percentage	.519 (28-54) vs. Villanova (11/24)	.266 (17-64) vs. UMES (12/3)
18 vs. Central Arkansas (11/5)	4 vs. Ohio (11/21)	3-Point FGs Made	8 vs. Villanova (11/24)	2 vs. Arizona (12/7)
33 vs. Central Arkansas (11/5)	15 vs. Ohio (11/21)	3-Point FG Attempts	29 vs. Ohio (11/21)	13 vs. Jackson State (12/30)
.579 (11-19) vs. Villanova (11/24)	.222 (6-27) vs. Butler (12/10)	3-Point FG Percentage	.643 (9-14) at Coastal Carolina (11/22)	.111 (2-18) vs. Arizona (12/7)
23 vs. Arizona (12/7)	5 vs. Butler (12/10) & vs. UTM (12/18)	Free Throws Made	28 vs. Arizona (12/7)	5 vs. TXST (11/15) & vs. UT (1/4)
28, three times	10 vs. UT Martin (12/18)	Free Throw Attempts	34 vs. Arizona (12/7)	7 vs. Texas State (11/15)
.875 (14-16) vs. Texas (1/4)	.455 (5-11) vs. Butler (12/10)	Free Throw Percentage	.823 (28-34) vs. Arizona (12/7)	.333 (5-15) vs. Texas (1/4)
19 vs. Texas (1/4)	11, three times	Offensive Rebounds	19 vs. UT Martin (12/18)	5 vs. Washington (11/8)
38 vs. Central Arkansas (11/5)	15 at Coastal Carolina (11/22)	Defensive Rebounds	29 vs. Washington (11/8)	19 vs. Villanova (11/24)
52 vs. UMES (12/3)	26 at Coastal Carolina (11/22)	Total Rebounds	40 vs. UT Martin (12/18)	29 at Coastal Carolina (11/22)
25 vs. Central Arkansas (11/5)	6 vs. Texas (1/4)	Assists	17 vs. Washington (11/8)	7 vs. UA (12/7) & vs. UTM (12/18)
16 vs. UW (11/8) & vs. UA (12/7)	5 vs. Villanova (11/24)	Turnovers	22 at Coastal Carolina (11/22)	11 vs. Butler (12/10) & vs. UT (1/4)
9 vs. Arizona (12/7)	1 vs. Coastal Carolina (11/22)	Blocked Shots	11 vs. Washington (11/8)	2 vs. Ohio (11/21) & vs. JSU (12/30)
15 vs. Texas State (11/15)	4 vs. Butler (12/10)	Steals	9 vs. Arizona (12/7)	2 vs. Texas (1/4)
22 vs. Arizona (12/7)	10 vs. Texas State (11/15)	Fouls	23 vs. Arizona (12/7)	13 vs. UT Martin (12/18)



2019-20

11-1

BIG 12

1-0

AP

4th

COACHES

4th

NET

5th

BAYLOR at TEXAS TECH | GAME 13
Jan. 7, 2020 (Lubbock, Texas / United Supermarkets Arena)

Baylor Broadcast Notes

0



Flo Thamba

F • 6-10 • 245 • So. • Kinshasa, Congo

	MIN	PTS	REB	BLK	FG%	3FG%	FT%
SEA	11.0	3.4	3.4	0.9	.524	.000	.545
B12	5.0	0.0	3.0	1.0	.000	.000	.000
CAR	10.3	2.1	2.5	0.7	.533	.000	.538

- Sophomore big man with 7-foot-6 wingspan, originally from Democratic Republic of the Congo
- Played 77 minutes over last 6 games (25 pts, 25 rebs, 8 blks) after 33 minutes in team's first 6 games
- Has come off bench in 10 of 12 games this season, totaling 34 points and 34 rebounds in 110 minutes
- Born in Congo, lived in England, France and South Africa, emigrated to United States in 2014
- Averaged 14.0 points, 10.0 rebounds and 1.5 blocks as senior at Mountain Mission School in Grundy, Va.

2



Devonte Bando

G • 6-1 • 185 • Sr. • Mississauga, Ontario

	MIN	PTS	REB	AST	FG%	3FG%	FT%
SEA	25.5	8.1	4.4	1.7	.430	.421	.700
B12	23.0	4.0	4.0	0.0	.286	.000	.000
CAR	22.2	8.3	2.8	1.4	.444	.401	.868

- Canadian JuCo transfer senior guard, made 40% of 3-pointers in first season at BU (11.5 3FG/1gm)
- Led team in bench scoring 6 of 12 games this season - 15-UCA, 9-UW, 11-TXST, 14-UMES, 4-UA, 10-BU
- Doubled rebounding average from 2.2 last year to 4.4 this year; made at least one 3FG in 10 of 12 Gs
- Big 12's 4th-best 3-point shooter in league play (44%) last yr, made 3-pointer in 16 of 18 Big 12 games
- Scored 1,072 points over 72 games during JuCo career, averaging 14.9 points in 27.1 minutes per game

5



Jordan Turner

G/F • 6-7 • 195 • Fr. • Houston, Texas

	MIN	PTS	REB	AST	FG%	3FG%	FT%
SEA	-	-	-	-	-	-	-
B12	-	-	-	-	-	-	-
CAR	-	-	-	-	-	-	-

- Freshman wing from Houston, attended Sunrise Christian in Bel Aire, Kan. for final 2 prep seasons
- Expected to redshirt during 2019-20 season and participate on practice squad
- Ranked No. 11 recruit in Texas and No. 24 SF nationally in 2019 signing class by ESPN
- Played first two prep seasons at Global Learning Village in Houston
- Twin brother, Jalyn, is freshman on Central Oklahoma basketball squad

11



Mark Vital (VYE-tuhl)

G/F • 6-5 • 230 • R.Jr. • Lake Charles, La.

	MIN	PTS	REB	AST	FG%	3FG%	FT%
SEA	24.4	6.6	5.4	1.6	.427	.154	.464
B12	26.0	4.0	7.0	0.0	.250	.000	.000
CAR	25.6	6.9	6.3	2.0	.464	.156	.512

- Only BU player to start all 34 games last season, has appeared in team-high 71 consecutive games
- Came off bench in 6 of first 12 games this season, started 6 games when Tristan Clark was out/limited
- Has a steal in 11 straight games (2.1 spg); has posted all 5 stat categories in 6 of 12 games this season
- Shooting 61% at foul line (51-84) over last 29 games; shot 46% (73-158) in first 50 collegiate games
- 2019 HM All-Big 12 and All-Defensive; ranked 7th nationally and led B12 in offensive reb. (.356/gm)

12



Jared Butler

G • 6-3 • 190 • So. • Reserve, La.

	MIN	PTS	REB	AST	FG%	3FG%	FT%
SEA	29.7	17.3	2.9	3.0	.447	.422	.923
B12	34.0	13.0	6.0	0.0	.267	.167	1.000
CAR	27.5	12.1	3.1	2.8	.413	.374	.841

- Sophomore, started last 32 games; made 3FG in 31 of 32 since becoming starter (41% on 3FGs; 88-217)
- Led team in scoring in 8 of 12 games this year after doing so in 6 of 34 games last season
- Leads Big 12 in 3-pointers/1gm (2.9), ranks 3rd in league in scoring & 3FG%; 10th nationally in FT%
- Myrtle Beach Invitational MVP after scoring 10 points in final 6 minutes of title game vs. No. 17 Villanova
- Posted 30 points in season-opener vs. UCA, made 8-of-12 3-pointers (t-6th most in BU history)

13



Jackson Moffatt

G/F • 6-6 • 210 • R.Fr. • Magnolia, Texas

	MIN	PTS	REB	AST	FG%	3FG%	FT%
SEA	2.5	0.0	0.3	0.0	.000	.000	.000
B12	-	-	-	-	-	-	-
CAR	2.5	0.0	0.3	0.0	.000	.000	.000

- Redshirt freshman walk-on wing from Magnolia High School, played on practice squad last season
- Has appeared in 4 games this season, totaling 1 rebound and 1 steal in 10 minutes
- Scored 2,066 points during prep career, becoming Magnolia's all-time leading scorer
- 3-time first-team All-District 20-5A honoree and 2-time TABC All-Region selection
- Holds MHS record for single-game scoring with 45-point game

15



Obim Okeke (OH-bihm OH-kay-kay)

G • 6-0 • 225 • Sr. • Las Vegas, Nev.

	MIN	PTS	REB	AST	FG%	3FG%	FT%
SEA	3.6	0.0	1.0	1.0	.000	.000	.000
B12	-	-	-	-	-	-	-
CAR	3.4	0.6	0.5	0.4	.200	.143	.000

- Senior walk-on guard, played 3 seasons on BU football team, switched to MBB after 2017 FB season
- Has appeared 5 times this season, totaling 5 assists, 5 rebounds and 1 steal in 19 minutes
- Came off bench to play in 9 games last season, totaling 10 points in 32 minutes of action
- Played in 5 football games over 2016-17 seasons as running back and kick returner
- Won 5 state titles at Bishop Gorman HS, 3 in basketball and 2 in football

24



Matthew Mayer (MYE-er)

G/F • 6-9 • 210 • So. • Austin, Texas

	MIN	PTS	REB	AST	FG%	3FG%	FT%
SEA	10.7	4.6	1.7	0.8	.440	.500	.375
B12	17.0	7.0	1.0	2.0	.600	1.000	.000
CAR	11.5	4.6	1.9	0.8	.358	.346	.618

- Sophomore wing with length, range and quick release, provides instant offense off bench
- Played season-high 17 minutes off bench vs. Texas (1/4), posted 7 points and 2 assists
- Has 7 career games with 10+ pts off bench, including 10 points in 11 min of win vs. Villanova (11/24/19)
- Scored 17 points (5-of-9 FGs) in just 14 minutes off bench in last year's Big 12 opener at TCU (1/5/19)
- 4-star recruit from Austin's Westlake High School, ranked among top-100 recruits nationally in 2018 class

25



Tristan Clark

F • 6-10 • 245 • Jr. • San Antonio, Texas

	MIN	PTS	REB	AST	FG%	3FG%	FT%
SEA	17.4	4.9	2.9	0.8	.364	.000	.778
B12	6.0	2.0	0.0	0.0	1.000	.000	.000
CAR	22.1	8.5	4.7	1.0	.621	.231	.669

- Strong, skilled junior forward; played 16 minutes in season-opener, first action since Jan. 8 (301 days)
- Working way back from season-ending knee injury in January, played in 8 of 12 games this season
- Led nation with .737 FG pct last (84-114) until he dropped from minimum 75% of games on Jan. 26
- Double-figure scoring in 11 of 14 games last season after doing so in 10 of 33 games last year
- Career .621 field goal percentage (193-311) is 2nd-best in program history (Josh Lomers .663)

31



MaCio Teague (may-SEE-oh)

G • 6-3 • 195 • R.Jr. • Cincinnati, Ohio

	MIN	PTS	REB	AST	FG%	3FG%	FT%
SEA	30.8	15.2	4.8	2.4	.409	.354	.840
B12	37.0	21.0	6.0	1.0	.313	.286	1.000
CAR	34.1	15.9	4.5	2.6	.436	.423	.869

- Redshirt junior guard, sat out 18-19 as transfer from UNC Asheville; played on practice squad
- Double-figure scoring in each of last 10 games (15.6 ppg); named Myrtle Beach Invite All-Tournament
- Has made a 3FG in 37 consecutive games; 11 career games with 5+ 3FGs, 34 games with 3+ 3FGs
- Ranks 23rd among active D1 players with .423 career 3FG%; makes 2.5 3s per game (195-461; 79 Gs)
- Scored 1,078 points over 2 seasons at UNCA, 4th player in Big South history to reach 1k as soph.

33



Freddie Gillespie

F • 6-9 • 245 • R.Sr. • St. Paul, Minn.

	MIN	PTS	REB	BLK	FG%	3FG%	FT%
SEA	26.8	8.7	9.4	2.3	.549	.000	.743
B12	29.0	5.0	12.0	4.0	.333	.000	1.000
CAR	21.0	6.3	6.0	1.5	.609	.000	.642

- Former walk-on forward, sat out 2017-18 after transferring from D3 Carleton College in Northfield, Minn.
- Last 5 Games: 9.2 ppg, 10.6 rpg, 2.8 bpg, 67% field goals (18-27), 77% free throws (10-13)
- National Ranks: 9th offensive rebounding (4.1), 28th blocks (2.3), 41st rebounding (9.4), 51st D-Dis (5)
- Named Big 12 Player of the Week on Dec. 9 after 17p/13r/5b in 36 min. of win vs. No. 12 Arizona
- Played only 16 minutes during 2015-16 freshman season at Carleton, totaling 4 pts, 7 rebs and 2 blocks

45



Davion Mitchell (DAY-vee-ahn)

G • 6-2 • 195 • RSo. • Hinesville, Ga.

	MIN	PTS	REB	AST	FG%	3FG%	FT%
SEA	29.0	9.3	2.3	3.3	.430	.310	.600
B12	23.0	3.0	5.0	3.0	.200	.500	.000
CAR	20.2	5.2	1.5	2.2	.429	.298	.639

- Lightning quick redshirt sophomore guard, sat out last season after transferring from Auburn
- Last 3 Games: 12.0 ppg, 4.0 apg, 2.7 spg; shooting 65% (15-23) from field, 12 assts vs. 4 TOs in 74 mins
- Averaging 10.5 ppg over last 8 games after posting 4.0 ppg over first 38 collegiate games
- Has started all 12 games this season after coming off bench in all 34 games at Auburn in 2017-18
- Teams are 23-1 in games in which he's played 20+ minutes (Auburn 12-0, Baylor 11-1)

Head Coach: Scott Drew (17th season at Baylor)
 Associate Head Coach: Jerome Tang (17th season at Baylor)
 Assistant Coach: Alvin Brooks III (4th season at Baylor)
 Assistant Coach: John Jakus (3rd season at Baylor)

Special Assistant & Director of Player Personnel: Jared Nuness
 Special Assistant to the Head Coach: Bill Peterson
 Director of Basketball Operations: Aditya Malhotra
 Director of Video Operations: Ty Beard
 Athletic Trainer: Dave Snyder
 Strength Coach: Charlie Melton