

BU BAYLOR

2019 FOOTBALL GAME NOTES

BAYLOR ATHLETICS COMMUNICATIONS: 1500 S. University Parks Drive | WACO, TX 76706 | BAYLORBears.COM | @BUFOOTBALL

GAME 14

8/8/7 **BAYLOR** (11-2, 8-1 BIG 12) vs. 5/5/5 **GEORGIA** (11-2, 8-1 SEC)



Jan. 1, 2019 • 7:45 p.m. CT • TV: ESPN • Radio: Baylor Sports Network • National Radio: ESPN Radio
New Orleans, La. • Mercedes Benz Superdome (74,295)

MEDIA INFORMATION

TV: ESPN / ESPN app

Talent: Sean McDonough (pxp), Todd Blackledge (analyst), Holly Rowe (sideline)

Radio: Baylor Sports Network / ESPN Central Texas

Talent: John Morris (pxp), J.J. Joe (analyst), Ricky Thompson (sideline)

National Radio: ESPN Radio

Talent: Sean Kelley (pxp), Barrett Jones (analyst), Ian Fitzsimmons (sideline)

Satellite Radio: Sirius 84 / XM 84 / Internet 84

Live Stats: Baylor.StatBroadcast.com

Twitter: @BUFootball | #SicEm

BAYLOR 11-2, 8-1 Big 12

Ranking 8 — AP, 8 — Coaches, 7 — CFP

Last Game Dec. 7, 2019

loss vs. #5 Oklahoma, 30-23 (OT)

Head Coach Matt Rhule (Penn State, '97)

Career Record 47-42 (7th season)

Baylor Record 19-19 (3rd season)

vs. UGA 0-0

GEORGIA 11-2, 8-1 SEC

Ranking 5 — AP, 5 — Coaches, 5 — CFP

Last Game Dec. 7, 2019

loss vs. #2 LSU, 37-10

Head Coach Kirby Smart (Georgia, '98)

Career Record 43-12 (4th season)

UGA Record 43-12 (4th season)

vs. Baylor 0-0

BAYLOR COACHING STAFF

On the Field

| | |
|--------------------|------------------------------------|
| Matt Rhule | Head Coach |
| Joey McGuire | Associate HC/Defensive Ends |
| Phil Snow | Defensive Coordinator/Safeties |
| Shawn Bell | Offensive Line |
| Evan Cooper | Corners/Recruiting Coord. |
| Frisman Jackson | Wide Receivers/Passing Game Coord. |
| Marcus Satterfield | Tight Ends |
| Frank Okam | Defensive Line |

In the Press Box

| | |
|--------------|-----------------------------------|
| Jeff Nixon | Co-Offensive Coord./Running Backs |
| Glenn Thomas | Co-Offensive Coord./Quarterbacks |
| Mike Siravo | Linebackers/Special Teams Coord. |

BAYLOR ATHLETICS COMMUNICATIONS

TAYLOR BRYAN Primary Contact
254-709-4411 (cell) • Taylor_Bryan@baylor.edu

RACHEL CATON Secondary Contact
254-652-2061 (cell) • Rachel_Caton@baylor.edu

STORY LINES

- Baylor is making its 25th bowl appearance all-time and is playing in the second Sugar Bowl in program history. BU defeated Tennessee 13-7 in the 1957 Sugar Bowl. The Bears are 13-11 all-time in bowl appearances.
- Defensive end **James Lynch** was voted a unanimous All-American, the 10th in BU history and the first since 2015.
- Baylor is the first Power 5 program to win 11 games within two seasons of losing 11 games.
- A Baylor victory over Georgia would guarantee the program an AP final ranking inside the top 10 for the fifth time in school history and the first time since 2014 (8th).
- Baylor head coach **Matt Rhule** was voted the Big 12 Coach of the Year and the Sporting News National Coach of the Year.
- Rhule is the first Baylor coach in program history to lead his team to a bowl twice in his first three seasons.
- The Bears lead the Big 12 with a +14 turnover margin, after a combined turnover differential of -23 in 2017-18. BU's jump of +23 from 2018 to 2019 is the largest among all Power 5 teams and 2nd in FBS (FAU, +27).
- BU has secured their third 11-win season this decade and the third in program history. A 12th victory on the year would establish a new Baylor record. Baylor has 83 wins this decade (2010-19) after winning only 83 games from 1990-2009.
- Baylor is one of six programs (Alabama, Clemson, Notre Dame, Ohio State and Oregon) to rank in the top 16 of both scoring offense and scoring defense. BU is allowing 12.4 ppg less in 2019 - 6th best in FBS.
- Defensive coordinator **Phil Snow** was named a finalist for the 2019 Broyles Award given to the nation's top assistant coach.
- Big 12 Defensive Player of the Year **James Lynch** owns BU records for sacks in a Big 12 game (3.0 at K-State), single-season sacks (12.5) & career sacks (21.0). Baylor leads the nation with 23.0 sacks rushing only three.
- BU defense has allowed only 6 points on 13 opening drives this season - 2 FGs, 10 punts and 1 TO on downs.
- The Bears are third nationally with 17 interceptions, led by All-American **Grayland Arnold** with 6 (most by BU player since 2016).
- Baylor leads the Big 12 and ranks 16th nationally in scoring defense (19.3 ppg), the lowest for BU since 1995.
- BU had 16 players named to the All-Big 12 teams including **James Lynch**, **Bravvion Roy** and **Denzel Mims** each earning first team honors. Lynch became the second BU player to earn DPOY and DLineOY (Billings, 2016).

2019 SCHEDULE

| | | | | |
|--|-----------------|---|-------------------|-----------------------|
| | Aug. 31 | STEPHEN F. AUSTIN vs. NR/RV BAYLOR | Big 12 Now | W, 56-17 |
| | | Seven different players responsible for scores in blow out opening day victory. | | |
| | Sept. 7 | UTSA vs. BAYLOR | FSN | W, 63-14 |
| | | Baylor piles up 546 yards and sets a new record for points scored by a Matt Rhule-coached team. | | |
| | Sept. 21 | Baylor at Rice | CBSSN | W, 21-13 |
| | | Charlie Brewer's 361 total yards and two touchdowns leads BU to victory in defensive struggle. | | |
| | Sept. 28 | RV/RV IOWA STATE vs. BAYLOR | ESPN | W, 23-21 |
| | | Charlie Brewer leads fourth career game-winning drive, John Mayers converts 38-yard field goal with :21 left. | | |
| | Oct. 5 | RV/RV Baylor at RV/RV Kansas State | ESPN2 | W, 31-12 |
| | | Baylor piles up 15.0 TFL and 6.0 sacks, holds K-State to only 341 yards in road victory. | | |
| | Oct. 12 | TEXAS TECH vs. 22/23 BAYLOR (HC/TFBI Shootout) | FS1 | W, 33-30 (2OT) |
| | | BU converts a game-tying field goal as time expires, JaMycal Hasty scores 5-yard game winner in 2OT. | | |
| | Oct. 19 | 18/18 Baylor at Oklahoma State | FOX | W, 45-27 |
| | | Bears earn second win since 1939 in Stillwater behind JaMycal Hasty's 212 total yards and two scores. | | |
| | Oct. 31 | WEST VIRGINIA vs. 12/11 BAYLOR | ESPN | W, 17-14 |
| | | The Baylor defense holds its sixth opponent on the year to 21 or less and only 219 total yards. | | |
| | Nov. 9 | 11/10/12 Baylor at TCU | FS1 | W, 29-23 (3OT) |
| | | Charlie Brewer accounts for three scores in overtime as Bears claw back for triple OT victory thriller. | | |
| | Nov. 16 | 10/8/10 OKLAHOMA vs. 12/10/13 BAYLOR | ABC | L, 34-31 |
| | | Baylor jumps out to 31-10 lead at half, but outscored 24-0 after break in nail-biting loss. | | |
| | Nov. 23 | RV/NR/NR TEXAS vs. 11/10/14 BAYLOR | FS1 | W, 24-10 |
| | | The Bears clinch a Big 12 title game berth with a dominating victory over in-state Texas. | | |
| | Nov. 30 | 11/10/9 Baylor at Kansas | ESPN | W, 61-6 |
| | | BU defense holds KU to season low 6 points; offense racks up 507 total yards with seven rushing scores. | | |
| | Dec. 7 | 8/8/7 Baylor vs. 6/6/6 Oklahoma (Big 12 Championship) | ABC | L, 30-23 (OT) |
| | | Backup QBs Gerry Bohanon and Jacob Zeno lead BU to narrow OT loss, James Lynch adds two sacks in title game. | | |
| | Jan. 1 | 8/8/7 Baylor vs. 5/5/5 Georgia (Sugar Bowl) | ESPN | 7:45 p.m. CT |
| | | New Orleans, Louisiana / Mercedes Benz Superdome (74,295) / UGA leads 4-0 | | |



MATT RHULE

HEAD COACH, THIRD SEASON

THE RHULE FILE

PERSONAL

Born: January 31, 1975

Family: wife Julie; son Bryant; daughters Vivienne and Leona

EDUCATION

Penn State (1997, B.A. in Political Science)

Buffalo (2003, M.A. in Educational Psychology)

PLAYING EXPERIENCE

Penn State, 1994-97 (linebacker, Academic All-Big Ten [97])

COACHING EXPERIENCE

| | |
|--------------|---|
| 1998 | Albright College, linebackers |
| 1999 | Buffalo, assistant defensive line |
| 2000 | Buffalo, defensive line |
| 2001 | UCLA, assistant defensive line |
| 2002 | Western Carolina, linebackers / special teams |
| 2003-04 | Western Carolina, asst. HC / LB / special teams |
| 2005 | Western Carolina, asst. HC / OL / ST / RGC |
| 2006 | Temple, defensive line |
| 2007 | Temple, quarterbacks / recruiting coord. |
| 2008-10 | Temple, offensive coord. / quarterbacks |
| 2011 | Temple, asst. OC / TE / recruiting coord. |
| 2012 | New York Giants, assistant offensive line |
| 2013-16 | Temple, head coach |
| 2017-current | Baylor, head coach |

THE RHULE WORKSHEET

| YEAR | OVERALL | | CONFERENCE | |
|---------------|------------------|--------------|---------------------|--|
| | SCHOOL | RECORD | RECORD, FINISH | |
| 2013 | Temple | 2-10 | 1-7, t-9th (AAC) | |
| 2014 | Temple | 6-6 | 4-4, 6th (AAC) | |
| 2015 | Temple | 10-4 | 7-1, 1st (AAC East) | |
| 2016 | Temple | 10-3 | 7-1, 1st (AAC East) | |
| 2017 | Baylor | 1-11 | 1-8, 9th (Big 12) | |
| 2018 | Baylor | 7-6 | 4-5, 6th (Big 12) | |
| 2019 | Baylor | 11-2 | 8-1, 2nd (Big 12) | |
| TOTALS | 7 seasons | 47-42 | 32-27 | |
| | BU 3 seasons | 19-19 | 13-14 | |
| | TU 4 seasons | 28-23 | 19-13 | |

MORE STORYLINES

- Baylor has 16 graduates on its Sugar Bowl roster, including 10 student-athletes enrolled in graduate school.
- **Charlie Brewer** has completed greater than 60% of his passes in 21 of 29 starts, including 12 of the last 15.
- BU has 43 sacks in 13 games, a new school record. That total is tied for 8th most in Big 12 history.
- With two takeaways against OU, Baylor has now had 33 interceptions or fumble recoveries in the last 15 games after only six in the prior 14 contests.
- The Bears rank second nationally with a takeaway in 15 straight games trailing only Louisiana Tech (16).
- BU has blocked nine kicks in the last 18 games, and has 14 blocks since the start of 2017, the tied for the second most nationally (Northern Illinois, 16 and Texas A&M, 14).
- Baylor holds a 117-57-2 record all-time as a ranked team. BU is 23-31-1 as a ranked team vs. a ranked team.
- **Denzel Mims** is the only FBS player with at least eight receiving touchdowns in each of the last three seasons.
- Baylor is 81-16 since 2008 when scoring 30 points or more.
- BU is playing its 118th season of football. BU holds a 607-576-44 (.511) record all-time. Baylor has scored in a school-record 163 straight games — the previous record was 89 games from Dec. 31, 1979 - Oct. 23, 1987.

GEORGIA SERIES/SUGAR BOWL HISTORY

- The 2020 Sugar Bowl is the fifth all-time meeting between Georgia and Baylor. The Bulldogs have won all four meetings by an average of just 6.8 points and all four were played in Athens.
- The teams' first match-up was a 24-14 decision in 1972 while the last meeting was a 15-3 Georgia win in 1989. The Bulldogs also won 16-14 in 1978 and 17-14 in 1985.
- The Sugar Bowl is Baylor's eighth bowl matchup with current members of the SEC. The Bears defeated Vanderbilt 45-38 in the 2018 Texas Bowl. BU is 4-3 all-time in postseason meetings with the SEC.
- Baylor will be making its second Sugar Bowl appearance – the Bears upended Tennessee in the 1957 Sugar Bowl as Baylor legend Del Shofner earned Most Outstanding Player recognition.

SNOW ORCHESTRATING ONE OF THE NATION'S TOP DEFENSES

- For his efforts leading the Baylor unit, defensive coordinator Phil Snow was named a finalist for the Broyles Trophy given to the nation's top assistant coach. It was Snow's third nomination.
- Baylor has totaled 30 total takeaways as a team including 13 fumble recoveries (No. 3 in FBS) and 17 interceptions (No. 3 in FBS). BU is No. 5 nationally in turnover margin (+14).
- Baylor's 30 takeaways on the season are the second most nationally behind Florida Atlantic's 31.
- The Bears (30 takeaways, 43 sacks) joined Ohio State (25 takeaways, 51 sacks) as the only two programs in the country that have forced 25 or more turnovers and collected 40 or more sacks.
- Baylor's defense held every Big 12 offense below their season scoring average, including holding Texas, K-State, Kansas, Iowa State and OU 10+ ppg below their averages.

JAMES LYNCH CRUSHING RECORDS

- Junior defensive lineman James Lynch ranks first in the Big 12 and 7th nationally with 12.5 sacks in 2019. He is second in the conference with 18.5 tackles for loss, a total that ranks 9th nationally.
- According to PFF, Lynch leads all of FBS with 68 total quarterback pressures on the year.
- The Round Rock native is ninth among active FBS players (1st, Big 12) with 21.0 career sacks.
- Lynch, a unanimous All-American and the Big 12 Defensive Player of the Year, set a new Baylor record for sacks in a Big 12 game with 3.0 sacks at K-State. He was named the Bednarik Award National Player of the Week.
- With two sacks against OU, Lynch claimed Baylor's single-season sack record. Lynch needs 0.5 sack to reach 10th on the Big 12 single-season top 10 list (E. Ogbah, OSU - 13.0).

SACKS

SEASON LEADERS

| PLAYER | SACKS |
|-----------------------|-------|
| 1. James Lynch (2019) | 12.5 |

CAREER LEADERS

| PLAYER | SACKS |
|------------------------|-------|
| 1. James Lynch (2017-) | 21.0 |

SACKS (BIG 12)

SEASON LEADERS

| PLAYER | SACKS |
|-----------------------|-------|
| 1. Von Miller (2009) | 17.0 |
| ... | |
| 5. Two tied | 14.0 |
| 7. Four tied | 13.0 |
| -- James Lynch (2019) | 12.5 |

TACKLES FOR LOSS

CAREER LEADERS


| PLAYER | YDS | TFL |
|----------------------------|-----|------|
| 1. Charles Benson (79-82) | 259 | 49.0 |
| ... | | |
| 7. Justin Crooks (2001-04) | 108 | 33.5 |
| 8. Scott Lewis (90, 92-94) | 114 | 33.0 |
| 9. Daryl Gardener (92-95) | 111 | 32.5 |
| James Lynch (2017-) | 136 | 32.5 |

TOUGHNESS REWARDED

In 2017, head coach Matt Rhule began a new tradition at Baylor of rewarding the nine toughest players on the BU roster with single-digit jerseys. The jersey numbers are awarded to the student-athletes deemed by their teammates to be the toughest members of the team. Rhule began the tradition of honoring toughness with single digits during his tenure at Temple.



1 GRAYLAND ARNOLD
Junior




2 BLAKE LYNCH
Senior



3 CHRIS MILLER
Senior



4 CLAY JOHNSTON
Senior



5 DENZEL MIMS
Senior



6 JAMYCAL HASTY
Senior



7 JOHN LOVETT
Junior



8 HENRY BLACK
Senior



9 JAMES LOCKHART
Senior

RHULE TEAMS IN YEAR THREE

- Baylor's Matt Rhule has proven to be one of the top program builders in the country.
- After a 2-10 mark in 2013 at Temple, Rhule guided the program to a 6-6 mark & bowl eligibility in 2014.
- Baylor finished 2017 with a 1-11 mark, made a big jump in year two finishing 7-6 with a bowl win.
- In his third season at Temple, Rhule led the Owls to a 10-4 record, an AAC Championship berth and a bowl.
- Baylor posted a 11-2 record in 2019 with Big 12 Championship and Sugar Bowl appearances.
- In years 2-3-4 at both Temple and Baylor, Rhule holds a record of 44-21.

NEW-LOOK DEFENSE LEADING THE CHARGE

- Transitioning to a 3-3-5 odd front, Baylor believed adding more speed to the back end would translate to results. That hypothesis was correct.
- With two takeaways against OU, Baylor has now had 33 interceptions or fumble recoveries in the last 15 games after only six in the prior 14 contests.
- Through 13 games, the Bears have held opponents to only 64 first-half points (4.9 ppg) and an average of 358.9 yards per game (3rd, B12). BU ranks 4th in the Big 12 in pass defense (215.1).
- Baylor has allowed only 37 plays of 20 or more yards, the fewest in the Big 12 and the 6th fewest in FBS.
- BU leads the Big 12 with a +14 turnover margin (5th, NCAA) through 13 games.
- After only 10 interceptions in the first 25 games of the Rhule era, BU now has 17 interceptions in 2019 (16 in last 10 games). Grayland Arnold has six interceptions in 2019, 2x more than Baylor's team in 2017 (3).
- Arnold's six interceptions is the most for a BU player since Orion Stewart had six in 2016.
- In both meetings with Oklahoma, Baylor held the Sooners to only 10 first half points. That equaled OU's season low set in the Red River Rivalry game vs. Texas.
- The Bears' win over TCU was their first game with neither team scoring a touchdown in regulation since November 18, 1989 - a 6-3 loss to Rice.

SACK RECORD ACHIEVED

- Baylor opened 2019 with a goal of 40 sacks on the season and the Bears erased the previous record of 40 with three sacks in the Big 12 title game for 43 on the year. **BU has had at least 3 sacks in 10 of 13 games.**
- The Bears' 43 sacks on the season ranks 8th in Big 12 history, just two away from the top five all-time.

SACKS (BAYLOR)

| | | |
|----|----|------|
| 1. | 43 | 2019 |
| 2. | 40 | 1992 |
| 3. | 37 | 1986 |
| | 37 | 2014 |
| 5. | 33 | 1989 |
| | 33 | 1991 |

SACKS (BIG 12)

| | | |
|----|----------------------|-----------|
| 1. | Kansas State (2003) | 51 |
| | Texas A&M (2011) | 51 |
| -- | | |
| 5. | Oklahoma (2005) | 45 |
| | Oklahoma (2003) | 45 |
| 7. | Nebraska (2009) | 44 |
| 8. | BAYLOR (2019) | 43 |

DEFENSIVE LINE DOMINATION

- Baylor's defensive line was clicking on all cylinders since the start of October. BU tallied a combined total of 31.0 sacks and 70.0 tackles for loss over the last nine games, where the Bears hold a 7-2 record.
- James Lynch (68), Bravvion Roy (50) and James Lockhart (45) rank 1-2-4 in the Big 12 in QB pressures. Lynch leads the nation, while Roy is 14th (2nd among interior linemen) and Lockhart is 27th.
- With 2.0 sacks against Oklahoma State, Baylor equaled their 2018 season total of 25.0 in only seven games. The 43.0 sacks in 13 games is a new Baylor program record.
- Texas Tech entered the Oct. 12 matchup having allowed only 4.0 sacks in five games, but the Bears totaled 5.0 sacks lead by 2.5 from James Lynch.
- Lynch and Bravvion Roy became the first teammates in BU's Big 12 history to each record 3.5 TFL or more in a Big 12 game in the win at K-State.
- Baylor leads FBS in sacks (23.0) when rushing no more than three. The next closest team is UAB with 18.

BREWER THE CARDIAC KID

- In his time as Baylor's starting quarterback, Charlie Brewer has led the Bears on five game-winning drives in the fourth quarter, including this season's victories over Iowa State and OSU. He also led drives to tie the game before ultimately winning in overtime vs. Texas Tech and TCU. Below is a breakdown of those wins.
- **Baylor has five 4th quarter comeback wins in 2019, most in P5. Since the start of 2018, Baylor has six come back wins, the 10th most in FBS.**

| DATE | OPPONENT | DEFICIT | RESULT | FINAL SCORE |
|----------|-----------------|-------------------------|-----------------------|-----------------|
| 10/6/18 | Kansas State | Tied 34-34, 4:26 left | Martin FG | W, 37-34 |
| 11/3/18 | Oklahoma State | Trail 31-28, 3:12 left | Brewer to Mims TD | W, 35-31 |
| 12/27/18 | Vanderbilt | Tied 38-38, 1:50 left | Brewer to M. Jones TD | W, 45-38 |
| 9/28/19 | Iowa State | Trail 21-20, 3:45 left | Mayers FG | W, 23-21 |
| 10/12/19 | Texas Tech | Trail 20-17, 1:37 left | Mayers FG to tie | W, 33-30 (2 OT) |
| 10/19/19 | at Oklahoma St. | Trail 27-24, 12:55 left | Brewer 2 yd run TD | W, 45-27 |
| 11/9/19 | at TCU | Trail 9-6, 14:34 left | Mayers FG to tie | W, 29-23 (3 OT) |

RECORD BREAKDOWN

| | |
|---------------------|--------------------------------------|
| Current Streak | Loss 1 |
| Current Home Streak | Win 1 |
| Current Away Streak | Loss 1 |
| Last Win | 61-6 at Kansas (11/30/19) |
| Last Home Win | 24-10 vs. Texas (11/23/19) |
| Last Away Win | 61-6 at Kansas (11/30/19) |
| Last Loss | 30-23 vs. No. 6 Oklahoma (12/7/19) |
| Last Home Loss | 34-31 vs. No. 10 Oklahoma (11/16/19) |
| Last Away Loss | 30-23 vs. No. 6 Oklahoma (12/7/19) |

RHULE BY THE NUMBERS

| | 2019 | Under Rhule |
|-----------------------------------|------|-------------|
| Home | 6-1 | 10-8 |
| Road | 5-0 | 7-9 |
| Neutral | 0-1 | 2-2 |
| Natural Grass | 1-0 | 1-4 |
| Artificial Turf | 10-2 | 18-15 |
| Day Games | 8-1 | 13-14 |
| Night Games | 3-1 | 6-5 |
| Televised Games | 11-2 | 19-19 |
| vs. AP Ranked Opponents | 0-2 | 0-10 |
| August | 1-0 | 1-0 |
| September | 3-0 | 6-7 |
| October | 4-0 | 5-5 |
| November | 3-1 | 6-6 |
| December | 0-1 | 1-1 |
| January | 0-0 | 0-0 |
| Leading at Halftime | 8-2 | 13-2 |
| Trailing at Halftime | 3-0 | 6-15 |
| Tied at Halftime | 0-0 | 0-2 |
| Scoring First | 8-0 | 12-5 |
| Opponent Scoring First | 3-2 | 6-15 |
| Score < 20 Points | 1-0 | 1-8 |
| Score 20+ Points | 4-1 | 5-6 |
| Score 30+ Points | 2-1 | 7-3 |
| Score 40+ Points | 4-0 | 6-2 |
| Opponent Scores < 20 Points | 7-0 | 10-2 |
| Opponent Scores 20+ Points | 3-0 | 5-3 |
| Opponent Scores 30+ Points | 1-2 | 4-7 |
| Opponent Scores 40+ Points | 0-0 | 0-7 |
| Gain < 20 First Downs | 2-2 | 2-9 |
| Gain 20+ First Downs | 9-0 | 17-10 |
| Opponent Gains < 20 First Downs | 6-0 | 10-4 |
| Opponent Gains 20+ First Downs | 5-2 | 9-15 |
| More Rushing Yards Than Opponent | 8-0 | 12-4 |
| Fewer Rushing Yards Than Opponent | 3-2 | 7-15 |
| Rush For < 100 Yards | 1-1 | 2-9 |
| Rush For 100+ Yards | 10-1 | 17-10 |
| Opponent Rushes For < 100 Yards | 3-0 | 4-1 |
| Opponent Rushes For 100+ Yards | 8-2 | 16-17 |
| More Passing Yards Than Opponent | 9-0 | 16-9 |
| Fewer Passing Yards Than Opponent | 2-2 | 3-10 |
| Pass For < 200 Yards | 2-1 | 3-5 |
| Pass For 200+ Yards | 9-1 | 16-14 |
| Opponent Passes For < 200 Yards | 6-0 | 10-6 |
| Opponent Passes For 200+ Yards | 6-1 | 10-12 |
| More Total Yards Than Opponent | 9-0 | 16-5 |
| Fewer Total Yards Than Opponent | 1-2 | 2-14 |
| Same Total Yards As Opponent | 1-0 | 1-0 |
| Gain < 300 Total Yards | 1-1 | 1-4 |
| Gain 300+ Total Yards | 10-1 | 18-15 |
| Opponent Gains < 300 Total Yards | 5-0 | 8-0 |
| Opponent Gains 300+ Total Yards | 6-2 | 11-19 |
| Commit No Turnovers | 3-1 | 5-3 |
| Commit < 3 Turnovers | 6-1 | 12-12 |
| Commit 3 or + Turnovers | 2-0 | 2-7 |
| Force < 3 Turnovers | 7-1 | 13-19 |
| Force 3 or + Turnovers | 4-1 | 5-1 |
| Commit < 6 Penalties | 2-2 | 4-4 |
| Commit 6 or + Penalties | 9-0 | 15-14 |
| 3rd Down % < 25 | 1-1 | 2-7 |
| 3rd Down % 25-49 | 6-1 | 9-11 |
| 3rd Down % 50+ | 4-0 | 8-1 |
| Opponent 3rd Down % < 25 | 2-0 | 3-2 |
| Opponent 3rd Down % 25-49 | 8-1 | 12-11 |
| Opponent 3rd Down % 50+ | 1-1 | 4-6 |
| Trail Time of Possession | 7-2 | 9-8 |
| Lead Time of Possession | 4-0 | 10-11 |
| Overtime Games | 2-1 | 2-1 |

GAME 14 - SUGAR BOWL BAYLOR IN THE NFL - 2019

| NAME | POS. | TEAM |
|--------------------|------|----------------------|
| Andrew Billings | DT | Cincinnati Bengals |
| Blake Blackmar | OL | Chicago Bears |
| Corey Coleman | WR | New York Giants |
| Spencer Drango | OL | Los Angeles Chargers |
| Robert Griffin III | QB | Baltimore Ravens |
| Bryce Hager | LB | Los Angeles Rams |
| Xavien Howard | CB | Miami Dolphins |
| Jalen Hurd | WR | San Francisco 49ers |
| Ira Lewis | DE | Houston Texans |
| Greg Roberts | LB | Green Bay Packers |
| Orion Stewart | S | Tampa Bay Buccaneers |
| Jon Weeks | LS | Houston Texans |

• Fourteen former Bears earned spots on NFL opening week rosters as of Sept. 1.

• **Kyle Fuller** (Seahawks) secured a practice squad spot.

• **Jalen Hurd** was drafted in the third round by the San Francisco 49ers in 2019

• Baylor had 17 former lettermen with NFL teams during the 2018 preseason, representing 15 different NFL teams.

• Baylor has had 21 players selected in the first round including four players selected No. 2 overall with Robert Griffin III the most recent selection at No. 2 by the Washington Redskins in 2012.

• The Bears have had 127 players drafted overall since 1970 and 40 players compete in the Super Bowl including **Matt Bryant** with the Atlanta Falcons in Super Bowl LI.

TRACKING BAYLOR IN THE TOP 25

| WEEK | W/L | AP | COACHES | CFP |
|------|------|----|---------|-----|
| PRE | 0-0 | — | RV | — |
| 1 | 1-0 | — | — | — |
| 2 | 2-0 | — | — | — |
| 3 | 2-0 | — | — | — |
| 4 | 3-0 | — | — | — |
| 5 | 4-0 | RV | RV | — |
| 6 | 5-0 | 22 | 23 | — |
| 7 | 6-0 | 18 | 18 | — |
| 8 | 7-0 | 14 | 14 | — |
| 9 | 7-0 | 12 | 11 | — |
| 10 | 8-0 | 11 | 10 | 12 |
| 11 | 9-0 | 12 | 10 | 13 |
| 12 | 9-1 | 13 | 13 | 14 |
| 13 | 10-1 | 11 | 10 | 9 |
| 14 | 11-1 | 8 | 8 | 7 |
| 15 | 11-2 | 8 | 8 | 7 |

BAYLOR WHEN RANKED...

Baylor as a ranked team: 117-57-2

Ranked Baylor vs. ranked opponent: 23-31-1

Baylor vs. ranked opponents: 54-185-6

Baylor vs. No. 1-ranked opponents: 0-11-1

Baylor vs. Top 10 opponents: 18-95-2

2019 BAYLOR FOOTBALL GAME NOTES

NOTING THE DEFENSE

- The Bears lead the Big 12 and rank seventh nationally with 43.0 sacks on the season. BU had only 25.0 sacks in 13 games in 2018. BU is also second in the Big 12 with 96.0 TFL in 2019, that total is 13th in FBS.
- Baylor's +23 increase in turnover margin is tops among all Power 5 programs in 2019.
- BU has had 40.0 sacks in the first 12 games of a season, a first in the Big 12 era. With 96 tackles for loss, the Bears have the 4th best TFL total in program history. The record is 99 in 2013.
- Baylor allowed 21 points or less in five-straight games to open a season for the first time since 1991 when it allowed 21 or less in the first six games.
- The Baylor defense is just the second Big 12 team in the last nine years to allow 221 points or fewer in a season, joining the 2010 Missouri Tigers (209).
- Baylor's six points allowed to KU are the fewest allowed in a Big 12 game since 9/30/2006 vs. K-State (3 pts).

MULTIPLE TURNOVERS EQUALS WINS

- Matt Rhule defenses have forced two or more turnovers in 37 of 88 (42.4%) career games coached, including nine times in 2019.
- His teams own a 27-10 record with 2+ turnovers forced, and have won 22 of the last 28 when doing so.
- Rhule's teams are 8-0 when forcing 4+ turnovers and 14-4 when creating 3+.
- **His teams are 28-6 in games where they have a positive turnover margin, including six 2019 victories.**

RUN GAME SUCCESS

- A Big 12 leading 10 different players have scored a rushing touchdown for Baylor in 2019.
- John Lovett (637 yards, 5 TD) and JaMycal Hasty (614 yards, 7 TD) lead a two-headed attack on the ground.
- Baylor is the only program in the Big 12 with five players that have scored three or more rushing touchdowns.
- Charlie Brewer is t-2nd among Big 12 quarterbacks with 10 rushing scores (10th, FBS). He ranks fourth in Baylor history with 17 career rushing touchdowns by a quarterback behind Griffin (33), Petty (21) and Russell (20).
- Baylor's seven rushing touchdowns Kansas is the most since scoring in the 2015 Russell Athletic Bowl vs. North Carolina. It is the most in a conference game scoring eight vs. West Virginia on Oct. 5, 2013
- The Bears lead the Big 12 with 34 rushing touchdowns and rank fourth averaging 4.77 yards per carry.

KEEPING THEM OFF THE BOARD

- Baylor's defense has excelled in holding opponents off the scoreboard. The Bears have allowed only 128 total points through the first three quarters of the first 12 games of 2019.
- The Bears' defense allowed only 221 points overall and 26 touchdowns in those 12 games, the fewest points allowed over the first 12 games since they let in only 166 points in all 11 games of the 1995 season.
- BU allowed 26 touchdowns in the regular season, the fewest allowed by the Bears in a season in the Big 12 era. Below is a breakdown of the 12-game scoring defense totals for BU since 2000.

| RK | YEAR | TD |
|----|------|----|
| 1. | 2019 | 26 |
| 2. | 2013 | 34 |
| 3. | 2005 | 36 |
| 4. | 2009 | 37 |
| | 2014 | 37 |

BREWER AMONG BAYLOR'S BEST

- Junior quarterback Charlie Brewer has played in 34 games in his career with 29 starts. The Austin native has passed for 7,531 yards in his career which ranks third in Baylor history (Griffin 10,366; Petty 8,195).
- Brewer has passed for 221.5 yards per game in his career with 50 touchdowns and 19 interceptions. He has completed 64.3 percent of his passes (606-of-942). He also has 17 rushing touchdowns.
- **Brewer has completed 64.61 percent of his passes (484-of-754) in 24 career Big 12 games.**
- The Austin native has eclipsed 300 yards passing in 11 games, third-most in program history. He trails only Bryce Petty (16) and Robert Griffin III (13).
- Brewer has posted a 65.2 percent completion rate, 2,950 yards and 20 touchdowns with six interceptions. He has completed greater than 60% of his passes in 21 of 29 career starts, including 13 of last 15.

CAREER 400-YARD PASSING GAMES

| | |
|---------------------------------|----------|
| 1. Robert Griffin III (2008-11) | 5 |
| Bryce Petty (2011-14) | 5 |
| 3. Blake Szymanski (2006-09) | 3 |
| Nick Florence (2009-12) | 3 |
| Charlie Brewer (2017-) | 2 |

CAREER COMPLETIONS OF 50+ YARDS

| | |
|-------|-----------------------------------|
| 78 | Tyquan Thornton (at OSU, 2019) |
| 75/TD | Trestan Ebner (vs. Vandy, 2018) |
| 64/TD | Josh Fleeks (at OSU, 2019) |
| 63 | JaMycal Hasty (at OSU, 2019) |
| 58/TD | Trestan Ebner (at TCU, 2017) |
| 56 | Denzel Mims (at Kansas, 2017) |
| 55 | Denzel Mims (ACU, 2018) |
| 54 | Blake Lynch (at TCU, 2017) |
| 52/TD | Trestan Ebner (WVU, 2017) |
| 52 | Blake Lynch (Texas, 2017) |
| 52/TD | Marques Jones (vs. Vandy, 2018) |
| 51/TD | Tyquan Thornton (at Kansas, 2019) |
| 50/TD | Chris Platt (at Rice, 2019) |

THE STATS TELL THE STORY

• Baylor has seen its win totals jump from one in 2017 to seven in 2018 and have opened 2019 with a 11-2 record. A big reason why is big improvements in both total offense vs. total defense and scoring offense vs. scoring defense. Below is a breakdown of the numbers and Big 12 ranks.

| Scoring Offense | | | Total Offense | | | | |
|-----------------|------|-----|---------------|-------|-----|------|-----|
| | PPG | RK | | YPG | RK | YPP | RK |
| 2017 | 24.3 | 9th | 2017 | 404.9 | 6th | 5.55 | 7th |
| 2018 | 29.5 | 6th | 2018 | 459.1 | 5th | 6.04 | 4th |
| 2019 | 35.2 | 2nd | 2019 | 431.2 | 6th | 6.44 | 3rd |

| Scoring Defense | | | Total Defense | | | | |
|-----------------|------|-----|---------------|-------|-----|------|------|
| | PPG | RK | | YPG | RK | YPP | RK |
| 2017 | 35.9 | 9th | 2017 | 456.9 | 9th | 6.46 | 10th |
| 2018 | 31.7 | 8th | 2018 | 425.5 | 7th | 6.49 | 10th |
| 2019 | 19.3 | 1st | 2019 | 358.9 | 3rd | 4.85 | 1st |

MORE BREWER NOTABLES

- With 352 yards against Texas Tech, Charlie Brewer became only the fourth quarterback in BU history to throw for 6,000+ yards. He owns the Baylor single-game marks for completions (43) and attempts (63).
- Brewer is third in Baylor history with 18 career 200-yard passing game. He trails only Robert Griffin III (29) and Bryce Petty (21).
- The Austin native completed 13-of-17 passes for 312 yards at Oklahoma State, only the 2nd time a Baylor QB threw for 300+ yards on fewer than 20 attempts (Bryce Petty; 13-of-16 for 338 yds vs. Buffalo, 2013).
- Brewer ranks third among BU passers since 2000 with a completion percentage greater than 60 in 23 games.
- With three rushing touchdowns against Texas Tech, the Austin native tied a Baylor QB record set by Bryce Petty in 2014. Brewer has 17 rushing touchdowns in his career, fourth most in BU history.

CAREER 60+% PASSING GAMES

| | |
|----------------------------------|-----------|
| 1. Robert Griffin III (2008-11) | 30 |
| 2. Shawn Bell (2003-06) | 24 |
| 3. Charlie Brewer (2017-) | 23 |

TDS RESPONSIBLE (ACTIVE, BIG 12 TM ONLY)

| Rk. | Name | Team | Rush | Pass | Total |
|-----|-----------------------|---------------|-----------|-----------|-----------|
| 1. | Sam Ehlinger | Texas | 24 | 65 | 89 |
| 2. | Charlie Brewer | Baylor | 17 | 50 | 67 |
| 3. | Brock Purdy | Iowa St. | 13 | 43 | 56 |
| 4. | Jalen Hurts | OU | 18 | 32 | 50 |

BLOCK PARTY

- Over the last 38 games under Rhule, Baylor has showed the ability to make plays on special teams including blocking kicks and punts. Below is a list of Baylor's 14 blocks since the beginning of 2017.
- BU led the country in 2018 with seven blocks. As a head coach, Rhule's teams have blocked 33 kicks since 2013 (2013-16, Temple; 2017-current, Baylor). **BU is second nationally with five blocks in 2019.**
- Baylor's seven blocked kicks in 2018 were the most since the team recorded nine in 1989.
- The Bears have blocked nine kicks in its last 18 games dating back to Oklahoma State 2018.
- **BU's 14 blocked kicks since the start of 2017 is tied for second nationally (N. Illinois - 16, Texas A&M - 14).**

| Name | Type | Opp. (Year) | Name | Type | Opp. (Year) |
|------------------|------|---------------------|--------------|------|----------------------|
| Greg Roberts | FG | UTSA (2017) | BJ Thompson | Punt | TCU (2018) |
| Greg Roberts | FG | Texas (2017) | BJ Thompson | XP | TCU (2018) |
| Christian Morgan | Punt | Duke (2018) | Blake Lynch | Punt | SFA (2019) |
| BJ Thompson | XP | Kansas St. (2018) | Gabe Hall | FG | SFA (2019) |
| James Lynch | FG | at WVU (2018) | James Lynch | FG | Iowa State (2019) |
| Christian Morgan | Punt | Oklahoma St. (2018) | James Lynch | XP | Oklahoma St. (2019) |
| Bravvion Roy | FG | Oklahoma St. (2018) | Bravvion Roy | FG | West Virginia (2019) |

RHULE TEAMS' FOURTH QUARTER SUCCESS

- In Matt Rhule's six seasons as head coach, he has sealed the deal when leading or tied entering the fourth quarter. In his career, his teams are 24-10 when posting a fourth quarter shutout.
- Rhule-coached teams had won 38 straight games when leading or tied entering the fourth, and are 41-5 overall. Four losses came in his first season at Temple in 2013, the streak ended with a loss to OU in 2019.
- When leading entering the 4Q, he had won 35 straight and is 38-4 overall with three losses in 2013 and one in 2019.
- Over the last four-plus seasons, Matt Rhule coached teams are 18-4 when recording a fourth-quarter shut-out. Baylor recorded its three fourth-quarter shutouts of the 2019 season vs. WVU, TCU and Kansas.
- BU's second-half shutout of UT in 2018 was the first under Rhule & the program's first in a B12 game since 2015 (at TCU). The Bears held TCU scoreless for the entire second half in the 2019 overtime win.
- Baylor, SMU, Syracuse and Georgia Tech are the only teams to win two overtime games in 2019.
- **Rhule's Baylor teams are 17-1 when leading or tied entering the fourth quarter.**

2019 HONORS

GRAYLAND ARNOLD

Second team All-American (Sports Illustrated)
 First team All-Big 12 (Waco Trib)
 Second team All-Big 12 (Coaches, AP)
 Big 12 Special Teams Player of the Week (Sept. 9)

TERREL BERNARD

First team All-Big 12 (Waco Trib)
 Second team All-Big 12 (Coaches, AP)
 First Team Academic All-Big 12
 DCTF Postseason All-Texas College team
 Nagurski Trophy National Player of the Week (Nov. 13)
 Big 12 Defensive Player of the Week (Nov. 11)
 Big 12 Defensive Player of the Week (Oct. 21)

CHARLIE BREWER

Honorable Mention All-Big 12 (Coaches)
 Earl Campbell Tyler Rose Award Finalist
 Davey O'Brien Award Semifinalist
 Maxwell Award Semifinalist
 Earl Campbell Tyler Rose Player of the Week (Sept. 30)
 Preseason All-Big 12 fourth team (Phil Steele)
 Davey O'Brien Award Watch List
 Manning Award Watch List

KOBY BULLARD

Second team All-Big 12 (Coaches)
 First Team Academic All-Big 12
 CoSIDA Academic All-District 7

TRESTAN EBNER

Preseason All-Big 12 third team (Athlon)
 Preseason All-Big 12 fourth team (Phil Steele)

JOSH FLEEKES

Preseason All-Big 12 fourth team (Phil Steele)

JAKE FRUHMORGEN

East-West Shrine Game selection

JAMYCAL HASTY

Senior Bowl selection
 Honorable Mention All-Big 12 (Coaches)
 NFLPA Collegiate Bowl selection

JAMESON HOUSTON

Second team All-Big 12 (Waco Trib)
 Honorable Mention All-Big 12 (Coaches)
 DCTF Postseason All-Texas College team

CLAY JOHNSTON

Second team All-Big 12 (Coaches, AP)
 Big 12 Defensive Player of the Week (Sept. 30)
 Preseason All-Big 12 first team (Athlon, Lindy's, Phil Steele, Media, Waco Trib)
 DCTF All-Texas College first team
 Butkus Award Watch List
 Nagurski Trophy Watch List

MARQUES JONES

First Team Academic All-Big 12
 Campbell Trophy Semifinalist
 Big 12 Champions for Life selection
 Lowe's Senior Class Award Nominee

JAMES LOCKHART

Second team All-Big 12 (Waco Trib)
 Honorable Mention All-Big 12 (Coaches)

JOHN LOVETT

Paul Hornung Award Watch List

BLAKE LYNCH

Honorable Mention All-Big 12 (Coaches)
 Preseason All-Big 12 second team (Phil Steele)

2019 HONORS CONTINUED

JAMES LYNCH

First team All-American (FWAA, WCFF, ESPN, AP, SN, AFCA, The Athletic)
 Second team All-American (Sports Illustrated)
 Big 12 Defensive Player of the Year (Coaches, AP, Waco Trib)
 Defensive Lineman of the Year (Coaches)
 First team All-Big 12 (Coaches, AP, Waco Trib)
 DCTF Texas Colleges Player of the Year
 DCTF Postseason All-Texas College team
 Hendricks Award Finalist
 Big 12 Defensive Player of the Week (Nov. 25)
 Midseason First Team All-American (AP, Athletic, Sporting News, CBS)
 Midseason Outland Trophy (ESPN)
 Bednarik Award Player of the Week (Oct. 8)
 PFF National Team of the Week (Sept. 2)
 Preseason All-Big 12 first team (Consensus)
 DCTF All-Texas College first team
 Bednarik & Hendricks Award, Outland Trophy Watch Lists

ROSS MATISCIK

Preseason All-Big 12 second team (Phil Steele)
 Patrick Mannelly Award Watch List

JOHN MAYERS

First Team Academic All-Big 12
 Big 12 Special Teams Player of the Week (Nov. 11)
 Big 12 Special Teams Player of the Week (Oct. 14)
 Big 12 Co-Special Teams Player of the Week (Sept. 30)

DENZEL MIMS

First team All-Big 12 (Coaches)
 Second team All-Big 12 (AP, Waco Trib)
 Senior Bowl selection
 DCTF Postseason All-Texas College team
 Earl Campbell Tyler Rose Award Semifinalist
 Big 12 Co-Offensive Player of the Week (Sept. 9)
 Preseason All-Big 12 (Waco Trib)
 Preseason All-Big 12 second team (Athlon, Phil Steele)
 DCTF All-Texas College first team
 Biletnikoff Award Watch List
 Earl Campbell Tyler Rose Watch List

CHRIS MILLER

Second team All-Big 12 (Coaches)
 NFLPA Collegiate Bowl selection

XAVIER NEWMAN-JOHNSON

Second team All-Big 12 (Waco Trib)
 Honorable Mention All-Big 12 (Coaches)

BRAVVION ROY

First team All-Big 12 (Coaches, AP, Waco Trib)
 DCTF Postseason All-Texas College team
 East-West Shrine Game selection
 Big 12 Special Teams Player of the Week (Nov. 4)
 Midseason Second Team All-America (AP)
 Preseason All-Big 12 third team (Athlon)
 Preseason All-Big 12 fourth team (Phil Steele)

SAM TECKLENBURG

First team All-Big 12 (Waco Trib, AP)
 Second team All-Big 12 (Coaches)
 DCTF Postseason All-Texas College team
 NFLPA Collegiate Bowl selection
 First Team Academic All-Big 12
 Preseason All-Big 12 third team (Phil Steele)

RALEIGH TEXADA

Preseason All-Big 12 fourth team (Phil Steele)

TYQUAN THORNTON

Honorable Mention All-Big 12 (Coaches)

JORDAN WILLIAMS

Second team All-Big 12 (Waco Trib)

CAREER RECORDS UPDATE

RECEIVING

YARDS

CAREER LEADERS

| PLAYER | SEASONS | REC | AVG | YDS |
|------------------------|--------------|------------|--------------|--------------|
| 1. Kendall Wright | 2008-11 | 302 | 13.26 | 4,004 |
| 2. Terrance Williams | 2009-12 | 202 | 16.50 | 3,334 |
| 3. KD Cannon | 2014-16 | 195 | 15.96 | 3,113 |
| 4. Tevin Reese | 2010-13 | 187 | 16.59 | 3,102 |
| 5. Corey Coleman | 2013-15 | 173 | 17.39 | 3,009 |
| 6. Denzel Mims | 2016- | 181 | 15.75 | 2,850 |
| 7. Gerald McNeil | 1980-83 | 163 | 16.26 | 2,651 |
| 8. Reggie Newhouse | 1999-02 | 183 | 13.95 | 2,552 |
| 9. Antwan Goodley | 2011-14 | 150 | 15.77 | 2,366 |
| 10. Lawrence Elkins | 1962-64 | 144 | 14.54 | 2,094 |
| 11. Chris Platt | 2015- | 122 | 16.29 | 1,987 |

RECEPTIONS

CAREER LEADERS

| PLAYER | SEASONS | YDS | AVG | REC |
|------------------------|--------------|--------------|--------------|------------|
| 1. Kendall Wright | 2008-11 | 4,004 | 13.26 | 302 |
| 2. Terrance Williams | 2009-12 | 3,334 | 16.50 | 202 |
| 3. KD Cannon | 2014-16 | 3,113 | 17.57 | 195 |
| 4. Tevin Reese | 2010-13 | 3,102 | 16.59 | 187 |
| 5. Reggie Newhouse | 1999-02 | 2,552 | 13.95 | 183 |
| 6. Denzel Mims | 2016- | 2,850 | 15.75 | 181 |
| 7. Corey Coleman | 2013-15 | 3,009 | 17.39 | 173 |
| 8. Dominique Zeigler | 2003-06 | 1,923 | 11.58 | 166 |
| 9. Laneous Sampson | 2009-12 | 1,905 | 11.55 | 165 |
| 10. Gerald McNeil | 1980-83 | 2,651 | 16.26 | 163 |
| 11. Trent Shelton | 2003-06 | 1,978 | 12.76 | 155 |
| 12. Antwan Goodley | 2011-14 | 2,366 | 15.77 | 150 |
| 13. Lawrence Elkins | 1962-64 | 2,094 | 14.54 | 144 |
| 14. Robert Quiroga | 2000-03 | 1,478 | 11.28 | 131 |
| 15. Levi Norwood | 2011-14 | 1,626 | 12.70 | 128 |
| 16. Chris Platt | 2015- | 1,987 | 16.29 | 122 |

TOUCHDOWNS

CAREER LEADERS

| PLAYER | SEASONS | REC | YDS | TD |
|----------------------|--------------|------------|--------------|-----------|
| 1. Corey Coleman | 2013-15 | 173 | 3,009 | 33 |
| 2. Kendall Wright | 2008-11 | 302 | 4,004 | 30 |
| 3. Terrance Williams | 2009-12 | 202 | 3,334 | 27 |
| KD Cannon | 2014-16 | 195 | 3,113 | 27 |
| Denzel Mims | 2016- | 170 | 2,672 | 27 |
| 6. Tevin Reese | 2010-13 | 187 | 3,102 | 24 |
| 7. Antwan Goodley | 2011-14 | 150 | 2,366 | 21 |
| 8. Lawrence Elkins | 1962-64 | 144 | 2,094 | 19 |
| Melvin Bonner | 1989-92 | 92 | 1,984 | 19 |
| 10. Gerald McNeil | 1980-83 | 163 | 2,651 | 17 |

RECEPTIONS OF 70+ YARDS

CAREER LEADERS

| PLAYER | SEASONS | TOTAL |
|--|--------------|----------|
| 1. Melvin Bonner | 1989-92 | 6 |
| Chris Platt | 2015- | 6 |
| 3. Terrance Williams | 2009-12 | 5 |
| 4. KD Cannon | 2014-16 | 3 |
| Corey Coleman | 2013-15 | 3 |
| 6. Tevin Reese | 2010-13 | 2 |
| Antwan Goodley | 2011-14 | 2 |
| Denzel Mims | 2016- | 2 |
| 9. 33 times (last Tyquan Thornton, 2019) | | 1 |

CAREER RECEIVING YARDS, RUNNING BACK

| | NAME | YEARS | REC. | TD | YARDS |
|-----|------------------|---------|------|----|-------|
| 1. | Trestan Ebner | 2017- | 66 | 6 | 862 |
| 2. | Brandon Whitaker | 2003-07 | 120 | 4 | 782 |
| 3. | Jeff Murray | 1986-89 | 77 | 0 | 699 |
| 4. | Charles Perry | 1985-88 | 65 | 5 | 694 |
| 5. | Ronnie Bull | 1959-61 | 59 | 8 | 636 |
| 6. | Austin Gonsoulin | 1957-59 | 40 | 4 | 632 |
| 7. | Greg Hawthorne | 1975-78 | 45 | 1 | 579 |
| 8. | Alfred Anderson | 1980-83 | 42 | 1 | 543 |
| 9. | Brian Kilgore | 1972-73 | 35 | 3 | 538 |
| 10. | JaMycal Hasty | 2016- | 76 | 1 | 474 |

CAREER RECEIVING TOUCHDOWNS, RUNNING BACK

| | NAME | YEARS | REC. | YARDS | TD |
|----|------------------|---------|------|-------|----|
| 1. | Ronnie Bull | 1959-61 | 59 | 636 | 8 |
| 2. | Trestan Ebner | 2017- | 66 | 862 | 6 |
| 3. | Charles Perry | 1985-88 | 65 | 694 | 5 |
| 4. | Brandon Whitaker | 2003-07 | 120 | 782 | 4 |
| | Austin Gonsoulin | 1957-59 | 40 | 632 | 4 |
| | Paul Mosley | 2003-06 | 49 | 323 | 4 |
| 7. | Brian Kilgore | 1972-73 | 35 | 538 | 3 |

CAREER RECEPTIONS, RUNNING BACK

| | NAME | YEARS | TD | YARDS | REC. |
|-----|------------------|---------|----|-------|------|
| 1. | Brandon Whitaker | 2003-07 | 4 | 782 | 120 |
| 2. | Jeff Murray | 1986-89 | 0 | 699 | 77 |
| 3. | JaMycal Hasty | 2016- | 1 | 474 | 76 |
| 4. | Trestan Ebner | 2017- | 6 | 862 | 66 |
| 5. | Charles Perry | 1985-88 | 5 | 694 | 65 |
| 6. | Ronnie Bull | 1959-61 | 8 | 636 | 59 |
| 7. | Paul Mosley | 2003-06 | 4 | 323 | 49 |
| 8. | Greg Hawthorne | 1975-78 | 1 | 579 | 45 |
| 9. | Alfred Anderson | 1980-83 | 1 | 543 | 42 |
| 10. | Austin Gonsoulin | 1957-59 | 4 | 632 | 40 |

PASSING

COMPLETION PERCENTAGE

CAREER LEADERS MINIMUM 250 ATTEMPTS

| | PLAYER | SEASONS | ATT | CMP | PCT |
|----|--------------------|---------|-------|-----|------|
| 1. | Robert Griffin III | 2008-11 | 1,192 | 800 | .671 |
| -- | Charlie Brewer | 2017- | 942 | 606 | .643 |
| 2. | Bryce Petty | 2011-14 | 845 | 530 | .627 |

PASSING EFFICIENCY

CAREER LEADERS MINIMUM 300 ATTEMPTS

| | PLAYER | SEASONS | CMP | ATT | PCT | YDS | TD | INT | RATING |
|----|--------------------|---------|-----|-------|------|--------|----|-----|--------|
| 1. | Bryce Petty | 2011-14 | 530 | 845 | .627 | 8,195 | 62 | 10 | 166.03 |
| 2. | Seth Russell | 2013-16 | 345 | 606 | .569 | 5,461 | 60 | 18 | 159.40 |
| 3. | Robert Griffin III | 2008-11 | 800 | 1,192 | .671 | 10,366 | 78 | 17 | 158.90 |
| -- | Charlie Brewer | 2017- | 606 | 942 | .643 | 7,516 | 50 | 19 | 144.97 |
| 4. | Nick Florence | 2009-12 | 466 | 754 | .618 | 6,301 | 41 | 22 | 144.11 |

YARDS

CAREER LEADERS

| | PLAYER | SEASONS | ATT | CMP | PCT | YDS |
|----|--------------------|---------|-------|-----|------|--------|
| 1. | Robert Griffin III | 2008-11 | 1,192 | 800 | .671 | 10,366 |
| 2. | Bryce Petty | 2011-14 | 845 | 530 | .627 | 8,195 |
| 3. | Charlie Brewer | 2017- | 942 | 606 | .643 | 7,531 |

ATTEMPTS

CAREER LEADERS

| | PLAYER | SEASONS | CMP | YDS | ATT |
|----|--------------------|---------|-----|--------|-------|
| 1. | Robert Griffin III | 2008-11 | 800 | 10,366 | 1,192 |
| 2. | Charlie Brewer | 2017- | 606 | 7,531 | 942 |

COMPLETIONS

CAREER LEADERS

| | PLAYER | SEASONS | ATT | YARDS | CMP |
|----|--------------------|---------|-------|--------|-----|
| 1. | Robert Griffin III | 2008-11 | 1,192 | 10,366 | 800 |
| 2. | Charlie Brewer | 2017- | 942 | 7,531 | 606 |

TOUCHDOWNS

CAREER LEADERS

| | PLAYER | SEASONS | YDS | INT | TD |
|----|--------------------|---------|--------|-----|----|
| 1. | Robert Griffin III | 2008-11 | 10,366 | 16 | 78 |
| 2. | Bryce Petty | 2011-14 | 8,195 | 10 | 62 |
| 3. | Seth Russell | 2013-16 | 5,461 | 18 | 60 |
| 4. | Charlie Brewer | 2017- | 7,531 | 19 | 50 |

TOUCHDOWN-TO-INTERCEPTION RATIO

CAREER LEADERS MINIMUM 20 TOUCHDOWNS

| | PLAYER | SEASONS | TD | INT | PCT. |
|----|--------------------|---------|----|-----|-------|
| 1. | Bryce Petty | 2011-14 | 62 | 10 | 6.200 |
| 2. | Robert Griffin III | 2008-11 | 78 | 16 | 4.875 |
| 3. | Seth Russell | 2013-16 | 60 | 18 | 3.333 |
| 4. | Charlie Brewer | 2017- | 50 | 19 | 2.632 |
| 5. | Shawn Bell | 2003-06 | 38 | 17 | 2.235 |
| 6. | Nick Florence | 2009-12 | 41 | 22 | 1.864 |

INTERCEPTION PERCENTAGE

CAREER LEADERS MINIMUM 300 ATTEMPTS

| | PLAYER | SEASONS | INT | ATT | PCT. |
|----|--------------------|---------|-----|-------|-------|
| 1. | Bryce Petty | 2011-14 | 10 | 845 | .0118 |
| 2. | Robert Griffin III | 2008-11 | 17 | 1,192 | .0142 |
| 3. | Shawn Bell | 2003-06 | 17 | 914 | .0186 |
| -- | Charlie Brewer | 2017- | 19 | 942 | .0202 |
| 4. | Nick Florence | 2009-12 | 22 | 754 | .0292 |
| 5. | Seth Russell | 2013-16 | 18 | 606 | .0336 |

RUSHING

YARDS

CAREER LEADERS

| | PLAYER | SEASONS | ATT | AVG | YDS |
|-----|--------------------|-------------|-----|------|-------|
| 1. | Shock Linwood | 2013-16 | 713 | 5.91 | 4,213 |
| -- | | | | | |
| 6. | Robert Griffin III | 2008-11 | 528 | 4.27 | 2,254 |
| 7. | Darrell Bush | 1997-00 | 503 | 4.47 | 2,249 |
| 8. | Dennis Gentry | 1977, 79-81 | 414 | 5.39 | 2,231 |
| 9. | Lache Seastrunk | 2012-13 | 289 | 7.57 | 2,189 |
| 10. | David Mims | 1989-92 | 364 | 5.66 | 2,060 |
| 11. | Terrance Ganaway | 2009-11 | 364 | 5.61 | 2,042 |
| 12. | JaMycal Hasty | 2016- | 378 | 5.25 | 1,985 |
| 13. | Eldwin Raphael | 1987-90 | 435 | 4.42 | 1,921 |
| 14. | Terence Williams | 2015-17 | 346 | 5.37 | 1,859 |
| 15. | Robert Strait | 1990-93 | 428 | 4.34 | 1,856 |
| 16. | Rashad Armstrong | 2002-03 | 417 | 4.13 | 1,721 |
| 17. | Paul Mosley | 2003-06 | 408 | 4.21 | 1,718 |
| 18. | Larry Hickman | 1956-58 | 388 | 4.41 | 1,713 |
| 19. | Glasco Martin | 2010-13 | 348 | 4.85 | 1,687 |
| 20. | John Lovett | 2017- | 307 | 5.39 | 1,655 |

CAREER RUSHING YARDS, QUARTERBACK

| | Name | Years | Att. | Avg. | Yards |
|----|--------------------|---------|------|------|-------|
| 1. | Robert Griffin III | 2008-11 | 528 | 4.27 | 2254 |
| 2. | Seth Russell | 2013-16 | 199 | 6.23 | 1240 |
| 3. | Mark Jackson | 1974-76 | 323 | 2.91 | 940 |
| 4. | Charlie Brewer | 2017- | 336 | 2.61 | 878 |

CAREER RUSHING ATTEMPTS, QUARTERBACK

| | Name | Years | Yards | Att. |
|----|--------------------|---------|-------|------|
| 1. | Robert Griffin III | 2008-11 | 2254 | 528 |
| 2. | J.J. Joe | 1990-93 | 820 | 408 |
| 3. | Seth Russell | 2013-16 | 1240 | 345 |
| 4. | Charlie Brewer | 2017- | 878 | 336 |

CAREER RUSHING TOUCHDOWNS, QUARTERBACK

| | Name | Years | Att. | Yards | Avg. | TD |
|----|--------------------|---------|------|-------|------|----|
| 1. | Robert Griffin III | 2008-11 | 528 | 2254 | 4.27 | 33 |
| 2. | Bryce Petty | 2011-14 | 192 | 338 | 1.76 | 21 |
| 3. | Seth Russell | 2013-16 | 199 | 1240 | 6.23 | 20 |
| 4. | Charlie Brewer | 2017- | 336 | 878 | 2.61 | 17 |

TOTAL OFFENSE

TOTAL PLAYS

CAREER LEADERS

| PLAYER | SEASONS | RUSH | PASS | PLAYS |
|-----------------------|---------|------|-------|-------|
| 1. Robert Griffin III | 2008-11 | 528 | 1,192 | 1,720 |
| 2. Charlie Brewer | 2017- | 336 | 942 | 1,278 |

TOTAL YARDS

CAREER LEADERS

| PLAYER | SEASONS | RUSH | PASS | YDS |
|-----------------------|---------|-------|--------|--------|
| 1. Robert Griffin III | 2008-11 | 2,254 | 10,366 | 12,620 |
| 2. Bryce Petty | 2011-14 | 338 | 8,195 | 8,533 |
| 3. Charlie Brewer | 2017- | 878 | 7,531 | 8,409 |

TOUCHDOWN RESPONSIBILITY

CAREER LEADERS PASSING & RUSHING

| PLAYER | SEASONS | RUSH | PASS | TD |
|-----------------------|---------|------|------|-----|
| 1. Robert Griffin III | 2008-11 | 33 | 78 | 111 |
| 2. Bryce Petty | 2011-14 | 21 | 62 | 83 |
| 3. Seth Russell | 2013-16 | 20 | 60 | 80 |
| 4. Charlie Brewer | 2017- | 17 | 50 | 67 |

DEFENSE

SACKS

CAREER LEADERS

| PLAYER | SEASONS | SACKS |
|-----------------|---------|-------|
| 1. James Lynch | 2017- | 21.0 |
| 2. Shawn Oakman | 2013-15 | 17.5 |

TACKLES FOR LOSS

CAREER LEADERS

| PLAYER | SEASONS | YDS | TFL |
|--------------------|-------------|-----|------|
| 1. Charles Benson | 1979-82 | 259 | 49.0 |
| 2. Shawn Oakman | 2013-15 | 176 | 46.5 |
| 3. Taylor Young | 2014-17 | 161 | 39.0 |
| 4. John Garrett | 2000-03 | 131 | 38.5 |
| 5. Robin Jones | 1988-91 | 164 | 38.0 |
| 6. Mike Singletary | 1977-80 | 103 | 34.0 |
| 7. Justin Crooks | 2001-04 | 108 | 33.5 |
| 8. Scotty Lewis | 1990, 92-94 | 114 | 33.0 |
| 9. Daryl Gardener | 1992-95 | 111 | 32.5 |
| James Lynch | 2017- | 149 | 32.5 |

SINGLE-SEASON RECORDS UPDATE

RUSHING

SEASON RUSHING TOUCHDOWNS, QUARTERBACK

| Name | Year | Att. | Yards | TD |
|-----------------------|------|------|-------|----|
| 1. Bryce Petty | 2013 | 94 | 209 | 14 |
| 2. Robert Griffin III | 2008 | 173 | 843 | 13 |
| 3. Robert Griffin III | 2011 | 179 | 699 | 10 |
| Nick Florence | 2012 | 139 | 568 | 10 |
| Don Trull | 1963 | 98 | 119 | 10 |
| Charlie Brewer | 2019 | 138 | 337 | 10 |

TOUCHDOWNS

| PLAYER | SEASON | ATT | YDS | TD |
|---------------------|--------|-----|-------|----|
| 1. Terrance Ganaway | 2011 | 250 | 1,547 | 21 |
| 8. Terence Williams | 2016 | 185 | 1,048 | 11 |
| Lache Seastrunk | 2013 | 158 | 1,177 | 11 |
| 10. Don Trull | 1963 | 98 | 119 | 10 |
| Alfred Anderson | 1983 | 231 | 1,046 | 10 |
| Robert Griffin III | 2011 | 179 | 699 | 10 |
| Nick Florence | 2012 | 139 | 568 | 10 |
| Shock Linwood | 2015 | 196 | 1,329 | 10 |
| Charlie Brewer | 2019 | 138 | 337 | 10 |

DEFENSE

SACKS

| PLAYER | SEASON | SACKS |
|--------------------|--------|-------|
| 1. James Lynch | 2019 | 12.5 |
| 2. Shawn Oakman | 2014 | 11.0 |
| 3. Matthew Pearson | 1992 | 10.5 |

TACKLES FOR LOSS

| PLAYER | SEASON | YDS | TFL |
|----------------------|--------|-----|------|
| 1. Andrew Mellontree | 1979 | 98 | 20.0 |
| Charles Benson | 1982 | 88 | 20.0 |
| 3. Shawn Oakman | 2014 | 89 | 19.5 |
| 4. James Lynch | 2019 | 93 | 18.5 |

INTERCEPTIONS

| PLAYER | SEASON | YDS | AVG | INT |
|-------------------|--------|-----|-------|-----|
| 1. Robert Reid | 1951 | 128 | 11.64 | 11 |
| 2. George Sims | 1947 | 208 | 26.00 | 8 |
| Vann McElroy | 1980 | 73 | 9.13 | 8 |
| Ron Francis | 1986 | 25 | 3.13 | 8 |
| Robert Blackmon | 1989 | 150 | 18.75 | 8 |
| 6. George Sims | 1948 | 112 | 16.00 | 7 |
| Mike Welch | 1990 | 80 | 11.43 | 7 |
| 8. Orion Stewart | 2016 | 53 | 8.83 | 6 |
| Bobby Griffin | 1949 | 135 | 22.50 | 6 |
| John Miller | 1969 | 6 | 1.00 | 6 |
| Ron Francis | 1985 | 77 | 12.83 | 6 |
| Michael McFarland | 1991 | 15 | 2.50 | 6 |
| Joe Pawelek | 2008 | 56 | 9.33 | 6 |
| Grayland Arnold | 2019 | 118 | 19.67 | 6 |

RECEIVING

TOUCHDOWNS

| PLAYER | SEASON | REC | YDS | TD |
|----------------------|--------|-----|-------|----|
| 1. Corey Coleman | 2015 | 74 | 1,363 | 20 |
| 2. Kendall Wright | 2011 | 106 | 1,663 | 14 |
| 3. Antwan Goodley | 2013 | 71 | 1,339 | 13 |
| KD Cannon | 2016 | 87 | 1,215 | 13 |
| 5. Terrance Williams | 2012 | 97 | 1,832 | 12 |
| 6. Melvin Bonner | 1992 | 39 | 818 | 11 |
| Terrance Williams | 2011 | 59 | 957 | 11 |
| Corey Coleman | 2014 | 64 | 1,119 | 11 |
| Denzel Mims | 2019 | 61 | 945 | 11 |

SEASON LEADERS

| PLAYER | SEASON | REC | AVG | YDS |
|-----------------------|--------|-----|-------|-------|
| 1. Terrance Williams | 2012 | 97 | 18.89 | 1,832 |
| -- | | | | |
| 5. KD Cannon | 2016 | 87 | 13.96 | 1,215 |
| 6. Reggie Newhouse | 2002 | 75 | 15.20 | 1,140 |
| 7. Corey Coleman | 2014 | 64 | 17.48 | 1,119 |
| 8. Denzel Mims | 2017 | 61 | 17.82 | 1,087 |
| 9. Gerald McNeil | 1983 | 62 | 16.68 | 1,034 |
| 10. KD Cannon | 2014 | 58 | 17.76 | 1,030 |
| 11. Terrance Williams | 2011 | 59 | 16.22 | 957 |
| Tevin Reese | 2012 | 53 | 18.06 | 957 |
| -- Denzel Mims | 2019 | 61 | 15.49 | 945 |

TOTAL OFFENSE

| PLAYER | SEASON | RUSH | PASS | TD |
|-----------------------|--------|------|------|----|
| 1. Robert Griffin III | 2011 | 10 | 37 | 47 |
| 2. Bryce Petty | 2013 | 14 | 32 | 46 |
| 3. Nick Florence | 2012 | 10 | 33 | 43 |
| 4. Bryce Petty | 2014 | 6 | 29 | 35 |
| 5. Robert Griffin III | 2010 | 8 | 22 | 30 |
| Charlie Brewer | 2019 | 10 | 20 | 30 |

TEAM SEASON HIGHS

RUSHING

| ATTEMPTS | | |
|----------|-----|------|
| 1. | 714 | 2015 |
| 2. | 628 | 2016 |
| 3. | 687 | 1980 |
| 4. | 626 | 1976 |
| | 626 | 2013 |
| 6. | 622 | 1990 |
| 7. | 619 | 2014 |
| 8. | 613 | 1979 |
| 9. | 602 | 1993 |
| 10. | 597 | 2012 |

| YARDS | | |
|-------|--------------|-------------|
| 1. | 4,247 | 2015 |
| 2. | 3,376 | 2013 |
| 3. | 3,266 | 1980 |
| 4. | 3,143 | 2016 |
| 5. | 3,063 | 2011 |
| 6. | 3,012 | 2012 |
| 7. | 2,802 | 2014 |
| 8. | 2,722 | 1975 |
| 9. | 2,641 | 1992 |
| 10. | 2,604 | 1991 |
| -- | 2,269 | 2019 |

| YARDS PER ATTEMPT | | |
|-------------------|-------------|-------------|
| 1. | 5.95 | 2015 |
| 2. | 5.41 | 2010 |
| 3. | 5.39 | 2013 |
| 4. | 5.32 | 2011 |
| 5. | 5.05 | 2012 |
| 6. | 5.00 | 2016 |
| 7. | 4.90 | 2008 |
| -- | 4.77 | 2019 |
| 8. | 4.75 | 1980 |
| 9. | 4.63 | 1992 |
| 10. | 4.57 | 1975 |

| YARDS PER GAME | | |
|----------------|-------|------|
| 1. | 326.7 | 2015 |
| 2. | 296.9 | 1980 |
| 3. | 259.7 | 2013 |
| 4. | 247.5 | 1975 |
| 5. | 241.8 | 2016 |
| 6. | 240.1 | 1992 |
| 7. | 236.7 | 1991 |
| 8. | 235.6 | 2011 |
| 9. | 235.1 | 1979 |
| 10. | 231.7 | 2012 |

| TOUCHDOWNS | | |
|------------|-----------|-------------|
| 1. | 47 | 2013 |
| 2. | 43 | 2014 |
| 3. | 41 | 2015 |
| 4. | 38 | 2012 |
| 5. | 37 | 2011 |
| 6. | 34 | 2019 |
| 7. | 30 | 1980 |
| | 30 | 1993 |
| 9. | 29 | 1991 |
| | 29 | 1994 |
| | 29 | 2008 |

PASSING

| YARDS | | |
|-------|--------------|-------------|
| 1. | 4,757 | 2014 |
| 2. | 4,668 | 2013 |
| 3. | 4,569 | 2011 |
| 4. | 4,427 | 2012 |
| 5. | 3,770 | 2018 |
| 6. | 3,764 | 2015 |
| 7. | 3,652 | 2016 |
| 8. | 3,649 | 2010 |
| 9. | 3,452 | 2017 |
| 10. | 3,337 | 2019 |

| YARDS PER GAME | | |
|----------------|--------------|-------------|
| 1. | 365.9 | 2014 |
| 2. | 359.1 | 2013 |
| 3. | 351.5 | 2011 |
| 4. | 340.5 | 2012 |
| 5. | 290.0 | 2018 |
| 6. | 289.5 | 2015 |
| 7. | 287.7 | 2017 |
| 8. | 280.9 | 2016 |
| 9. | 280.7 | 2010 |
| 10. | 275.0 | 2006 |
| -- | 256.7 | 2019 |

| ATTEMPTS | | |
|----------|------------|-------------|
| 1. | 561 | 2007 |
| 2. | 519 | 2014 |
| 3. | 510 | 2006 |
| 4. | 486 | 2018 |
| 5. | 480 | 2016 |
| 6. | 475 | 2012 |
| 7. | 471 | 2010 |
| 8. | 462 | 2017 |
| 9. | 448 | 2013 |
| 10. | 437 | 2001 |
| -- | 394 | 2019 |

| COMPLETIONS | | |
|-------------|------------|-------------|
| 1. | 323 | 2014 |
| 2. | 313 | 2010 |
| 3. | 309 | 2007 |
| 4. | 307 | 2006 |
| | 307 | 2011 |
| 6. | 296 | 2018 |
| 7. | 294 | 2012 |
| 8. | 277 | 2013 |
| 9. | 269 | 2016 |
| | 269 | 2017 |
| -- | 249 | 2019 |

| COMPLETION PERCENTAGE | | |
|-----------------------|--------------|-------------|
| 1. | 72.41 | 2011 |
| 2. | 66.45 | 2010 |
| -- | 63.19 | 2019 |
| 3. | 62.24 | 2014 |
| 4. | 61.95 | 2009 |
| 5. | 61.89 | 2012 |
| 6. | 61.83 | 2013 |
| 7. | 60.91 | 2018 |
| 8. | 60.20 | 2006 |
| 9. | 59.49 | 2004 |
| 10. | 58.87 | 2015 |

TOUCHDOWNS

| | | |
|----|-----------|-------------|
| 1. | 44 | 2015 |
| 2. | 40 | 2011 |
| 3. | 38 | 2014 |
| 4. | 35 | 2013 |
| 5. | 34 | 2012 |
| 6. | 33 | 2016 |
| 7. | 24 | 2006 |
| 8. | 23 | 2007 |
| | 23 | 2010 |
| | 23 | 2017 |
| | 23 | 2019 |

TOTAL OFFENSE

| TOTAL PLAYS | | |
|-------------|------------|-------------|
| 1. | 1,138 | 2014 |
| 2. | 1,108 | 2016 |
| 3. | 1,103 | 2015 |
| 4. | 1,074 | 2013 |
| 5. | 1,072 | 2012 |
| 6. | 1,000 | 2011 |
| 7. | 988 | 2018 |
| 8. | 939 | 2010 |
| 9. | 901 | 1980 |
| 10. | 892 | 1986 |
| -- | 870 | 2019 |

| TOTAL YARDS | | |
|-------------|--------------|-------------|
| 1. | 8,044 | 2013 |
| 2. | 8,011 | 2015 |
| 3. | 7,632 | 2011 |
| 4. | 7,559 | 2014 |
| 5. | 7,439 | 2012 |
| 6. | 6,795 | 2016 |
| 7. | 6,179 | 2010 |
| 8. | 5,968 | 2018 |
| 9. | 5,606 | 2019 |
| 10. | 4,859 | 2017 |

| FIRST DOWNS | | |
|-------------|------------|-------------|
| 1. | 391 | 2014 |
| 2. | 383 | 2015 |
| 3. | 377 | 2011 |
| 4. | 372 | 2013 |
| 5. | 368 | 2012 |
| 6. | 331 | 2018 |
| 7. | 329 | 2016 |
| 8. | 309 | 2010 |
| 9. | 287 | 2019 |
| 10. | 254 | 1983/1986 |

| YARDS PER PLAY | | |
|----------------|-------------|-------------|
| 1. | 7.63 | 2011 |
| 2. | 7.49 | 2013 |
| 3. | 7.26 | 2015 |
| 4. | 6.94 | 2012 |
| 5. | 6.64 | 2014 |
| 6. | 6.58 | 2010 |
| -- | 6.44 | 2019 |
| 7. | 6.13 | 2016 |
| 8. | 6.04 | 2018 |
| 9. | 5.90 | 2008 |
| 10. | 5.84 | 1992 |

| YARDS PER GAME | | |
|----------------|-------|------|
| 1. | 618.8 | 2013 |
| 2. | 616.2 | 2015 |
| 3. | 587.1 | 2011 |
| 4. | 581.5 | 2014 |
| 5. | 572.2 | 2012 |
| 6. | 522.7 | 2016 |
| 7. | 475.3 | 2010 |
| 8. | 459.1 | 2018 |

| | | |
|-----|--------------|-------------|
| 9. | 440.7 | 1980 |
| 10. | 438.8 | 1986 |
| -- | 431.2 | 2019 |

PUNTING

| PUNTS | | |
|-------|-----|------|
| 1. | 120 | 1940 |
| 2. | 93 | 2003 |
| 3. | 88 | 1970 |
| 4. | 87 | 2000 |
| 5. | 86 | 2002 |
| 6. | 83 | 1971 |
| 7. | 83 | 1999 |
| 8. | 78 | 1969 |
| | 78 | 1979 |
| 10. | 74 | 1984 |
| | 74 | 1998 |

| YARDS PER PUNT | | |
|----------------|-------|------|
| 1. | 46.35 | 1996 |
| 2. | 45.75 | 2006 |
| 3. | 45.14 | 2005 |
| 4. | 44.89 | 2013 |
| 5. | 44.45 | 1984 |
| 6. | 44.11 | 2001 |
| 7. | 44.00 | 1985 |
| 8. | 43.95 | 2012 |
| 9. | 43.79 | 1989 |
| 10. | 43.75 | 2010 |

DEFENSE

| INTERCEPTIONS | | |
|---------------|-----------|-------------|
| 1. | 29 | 1945 |
| 2. | 29 | 1980 |
| 3. | 23 | 1949 |
| | 23 | 1979 |
| 5. | 22 | 1989 |
| | 22 | 1991 |
| 7. | 21 | 1947 |
| 8. | 20 | 1978 |
| | 20 | 1986 |
| 10. | 19 | 1967 |
| | 19 | 2013 |
| -- | 16 | 2019 |

| SACKS | | |
|-------|-----------|-------------|
| 1. | 43 | 2019 |
| 2. | 40 | 1992 |
| 3. | 37 | 1986 |
| | 37 | 2014 |
| 5. | 33 | 1989 |
| | 33 | 1991 |
| 7. | 32 | 2013 |
| | 32 | 2016 |
| 9. | 31 | 2009 |
| | 31 | 2015 |

TACKLES FOR LOSS

| | | |
|-----|-----------|-------------|
| 1. | 99 | 2013 |
| 2. | 98 | 2015 |
| | 98 | 2016 |
| 4. | 96 | 2019 |
| 5. | 94 | 2014 |
| 6. | 92 | 1992 |
| 7. | 85 | 2004 |
| 8. | 83 | 2017 |
| 9. | 78 | 1984 |
| 10. | 77 | 1986 |
| | 77 | 1991 |

DEPTH CHART VS. GEORGIA

OFFENSE

| | | |
|----|----|--|
| WR | 14 | CHRIS PLATT (5-11, 172, 6SR.) |
| | 21 | Josh Fleeks (5-11, 188, So.) |
| WR | 81 | TYQUAN THORNTON (6-3, 176, SO.) |
| | 84 | Marques Jones (6-2, 211, Sr.) |
| WR | 5 | DENZEL MIMS (6-3, 215, SR.) |
| | 16 | Jared Atkinson (6-3, 216, Jr.) |
| WR | 13 | RJ SNEED (6-1, 200, SO.) |
| | 80 | Jackson Gleeson (6-0, 180, R-Fr.) |
| LT | 76 | CONNOR GALVIN (6-7, 302, SO.) |
| | 57 | Johncarlo Valentin (6-4, 320, Sr.) |
| LG | 61 | KHALIL KEITH (6-5, 320, SO.) |
| | 78 | Henry Klinge III (6-5, 304, So.) |
| C | 52 | SAM TECKLENBURG (6-4, 310, SR.) |
| | 63 | Jake Fruhmorgen (6-6, 305, Sr.) |
| RG | 55 | XAVIER NEWMAN-JOHNSON (6-2, 307, JR.) |
| | 77 | Jason Moore (6-3, 296, So.) |
| RT | 56 | BLAKE BEDIER (6-5, 302, JR.) <u>OR</u> |
| | 79 | CASEY PHILLIPS (6-5, 303, R-FR.) |
| TE | 91 | ROB SAULIN (6-5, 302, SO.) <u>OR</u> |
| | 87 | CHRISTOPH HENLE (6-6, 259, SO.) |
| QB | 12 | CHARLIE BREWER (6-1, 206, JR.) |
| | 11 | Gerry Bohanon (6-3, 221, R-Fr.) |
| RB | 6 | JAMYCAL HASTY (5-9, 205, SR.) <u>OR</u> |
| | 25 | TRESTAN EBNER (5-11, 208, JR.) <u>OR</u> |
| | 7 | JOHN LOVETT (6-0, 212, JR.) <u>OR</u> |

DEFENSE

| | | |
|-----|----|----------------------------------|
| END | 9 | JAMES LOCKHART (6-2, 263, SR.) |
| | 92 | Josh Landry (6-1, 277, R-Fr.) |
| NT | 99 | BRAVVION ROY (6-1, 333, SR.) |
| | 98 | Chidi Ogbonnaya (6-5, 290, So.) |
| END | 93 | JAMES LYNCH (6-4, 295, JR.) |
| | 90 | TJ Franklin (6-4, 294, Fr.) |
| WLB | 38 | JORDAN WILLIAMS (6-0, 223, SR.) |
| | 45 | Bryson Jackson (6-2, 211, So.) |
| MLB | 26 | TERREL BERNARD (6-1, 222, SO.) |
| | 46 | Ross Maticcik (6-0, 235, Sr.) |
| SLB | 2 | BLAKE LYNCH (6-3, 225, SR.) |
| | 15 | Christian Morgan (6-1, 211, So.) |
| CB | 11 | JAMESON HOUSTON (5-11, 200, SR.) |
| | 37 | Mark Milton (6-1, 182, R-Fr.) |
| S | 1 | GRAYLAND ARNOLD (5-10, 190, JR.) |
| | 22 | JT Woods (6-2, 190, So.) |
| S | 3 | CHRIS MILLER (6-0, 191, SR.) |
| | 42 | Jairon McVea (5-9, 185, Jr.) |
| S | 8 | HENRY BLACK (6-0, 206, SR.) |
| | 15 | Christian Morgan (6-1, 211, So.) |
| CB | 13 | RALEIGH TEXADA (5-10, 180, JR.) |
| | 12 | Kalon Barnes (6-0, 186, So.) |

SPECIAL TEAMS

| | | |
|----|----|--|
| FG | 95 | JOHN MAYERS (5-10, 184, R-FR.) |
| | 99 | Noah Rauschenberg (6-1, 203, Fr.) |
| KO | 99 | NOAH RAUSCHENBERG (6-1, 203, FR.) |
| | 89 | Jay Sedwick (5-11, 211, So.) |
| P | 43 | ISSAC POWER (6-1, 200, R-FR.) |
| | 99 | Noah Rauschenberg (6-1, 203, Fr.) |
| KR | 21 | JOSH FLEEKES (5-11, 188, SO.) |
| | 7 | John Lovett (6-0, 212, Jr.) |
| PR | 1 | GRAYLAND ARNOLD (5-10, 190, JR.) <u>OR</u> |
| | 13 | RJ SNEED (6-1, 200, SO.) |
| LS | 46 | ROSS MATISCICK (6-0, 235, SR.) |
| | 67 | Thor Rodoni (6-2, 211, Jr.) |
| H | 32 | SKYLER WETZEL (5-9, 190, JR.) |
| | 89 | Jay Sedwick (5-11, 211, So.) |

CAREER STARTS

| | |
|----|---|
| 41 | Sam Tecklenburg |
| 37 | Chris Platt |
| 36 | Denzel Mims |
| 32 | Blake Lynch |
| 29 | Charlie Brewer |
| 28 | Bravvion Roy |
| 27 | Clay Johnston |
| 26 | James Lynch |
| 25 | Grayland Arnold, Jordan Williams |
| 24 | Chris Miller |
| 23 | Henry Black |
| 22 | Jake Fruhmorgen (9) |
| 19 | Raleigh Texada |
| 18 | Xavier Newman |
| 17 | Jameson Houston |
| 16 | James Lockhart |
| 15 | JaMycal Hasty |
| 14 | Connor Galvin, John Lovett |
| 13 | Blake Bedier, Terrel Bernard |
| 12 | Tyquan Thornton |
| 11 | Marques Jones |
| 10 | RJ Sneed |
| 9 | Jalen Pitre, Johncarlo Valentin |
| 8 | Christoph Henle |
| 6 | Casey Phillips |
| 5 | JT Woods |
| 4 | Gavin Holmes, Khalil Keith, Prince Pines, Rob Saulin |
| 3 | Jared Atkinson, Trestan Ebner, Josh Fleeks, Christian Morgan |
| 2 | Ross Maticcik, Ryan Miller |
| 1 | Kalon Barnes, Tyler Henderson, Jairon McVea, Jason Moore, Chidi Ogbonnaya, Ben Sims |

CONSECUTIVE STARTS

| | |
|----|-----------------|
| 38 | Sam Tecklenburg |
| 26 | James Lynch |
| 21 | Blake Lynch |

CAREER GAMES PLAYED

| | |
|----|---|
| 56 | Chris Platt |
| 51 | Henry Black, Ross Maticcik, Sam Tecklenburg, Jordan Williams |
| 49 | Blake Lynch |
| 48 | Denzel Mims |
| 47 | Jameson Houston, Bravvion Roy |
| 44 | JaMycal Hasty, Chris Miller |
| 42 | James Lockhart (16) |
| 39 | Jake Fruhmorgen (19), Clay Johnston |
| 38 | Jared Atkinson |
| 37 | Trestan Ebner, James Lynch |
| 36 | Grayland Arnold, John Lovett, Jairon McVea |
| 35 | Marques Jones |
| 34 | Charlie Brewer, Trystan Slinker |
| 29 | Zeke Brown, Jalen Pitre, Raleigh Texada |
| 27 | Xavier Newman |
| 36 | Terrel Bernard, Koby Bullard, Christoph Henle, Tyquan Thornton |
| 25 | Josh Fleeks |
| 24 | Kalon Barnes, Ryan Miller, Christian Morgan |
| 23 | Ryan Miller, Chidi Ogbonnaya, Rob Saulin, RJ Sneed, Skyler Wetzel (10) |
| 22 | Connor Galvin |
| 21 | Ashton Logan, Owen Rogers |
| 20 | Russell Morrison |
| 19 | Khalil Keith, Abram Smith |
| 17 | Jay Sedwick |
| 16 | Mark Milton |
| 15 | Jason Moore |
| 14 | John Mayers, Issac Power |
| 13 | Blake Bedier, Tyler Henderson, Casey Phillips, Prince Pines, Brayden Utley |
| 12 | Gerry Bohanon, Bryson Jackson, Michael McNair, Johncarlo Valentin |
| 11 | Jake Copeland, Gavin Holmes, Ben Sims |
| 9 | TJ Franklin, Cody George |
| 8 | Noah Rauschenberg, Niadre Zouzoua |
| 7 | Jackson Gleeson, Gabe Hall |
| 6 | Josh Landry, Bralen Taylor |
| 4 | Garret McGuire, Thor Rodoni, Will Williams |
| 3 | Dru Dixon, Matt Jones, Qualan Jones, Ty Smith, Jim Threet |
| 2 | Davis Baucum, Will Baxter, Blake George, Colby Johnston, Alex Lanham, Paul Matavao-Poialii, Cole Maxwell, Tripp Mitchell, Kyle Peterson, Garmon Randolph, Yusuf Terry, Harrison White, Kolby White, Squirl Williams, Jacob Zeno |
| 1 | Brandon Bass, Jacoby Clarke, Colby Delashaw, Collin Losack, Shevin Smith, Solo Turner, Brandon White, Jonah White |

PRONUNCIATION GUIDE

| | |
|----------------------|--------------------------|
| GRAYLAND Arnold | GRAY-lund |
| KALON Barnes | KAY-lun |
| BLAKE BEDIER | BEH-dee-YAY |
| TERREL Bernard | TUH-rell |
| GERRY Bohanon | Gary |
| Davis DIVALL | Davis DUH-VOL |
| Trestan EBNER | TRESS-tan EBB-nurr |
| Jake FRUHMORGEN | froo-MOHR-gen |
| CHRISTOPH HENLE | KRISS-toff HEN-lee |
| MARQUES Jones | MAR-kuss |
| QUALAN Jones | KWAY-lun |
| KHALIL Keith | KUH-leal |
| Henry KLINGE | Cling |
| Paul MATAVAO-POIALII | Mot-UH-vow POE-uh-LEE-ee |
| ROSS MATISCICK | Mat-IZ-sick |
| JAIRON MCVEA | JARE-un MICK-vay |

| | |
|--------------------|------------------------|
| XAVIER Newman | ex-AY-vee-uhr |
| CHIDI OGBONNAYA | CHEE-dee OH-buh-nye-uh |
| Jalen PITRE | PEE-tree |
| Noah RAUSCHENBERG | RAW-shin-BURG |
| Thor RODONI | RUH-dohn-ee |
| BRAVVION Roy | BRAY-vee-on |
| BRALEN Taylor | BRAY-lin |
| YUSUF Terry | You-SUFF |
| RALEIGH TEXADA | RAW-lee tuh-HAH-duh |
| TYQUAN Thornton | tye-KWON |
| Johncarlo VALENTIN | Val-in-tine |
| Skyler WETZEL | Wet-ZULL |
| Jacob ZENO | ZEE-no |
| Niadré ZOUZOUA | KNEE-ah-DRAY ZOO-zwah |

PLAYER SPOTLIGHTS



1 GRAYLAND ARNOLD

S • 5-10 • 190 • JR. • 2L
KOUNTZE, TEXAS (KOUNTZE HS)

Veteran defensive back that redshirted 2018 ... 2019 Second Team All-America (Sports Illustrated), 2019 All-Big 12 second team (Coaches, AP) selection ... voted a single digit by teammates in 2017 2018 and 2019

2019 (Junior): Second Team All-America (SI) ... All-Big 12 second team selection (Coaches, AP) ... has started 10 of 12 games he's played on the season at safety ... tallied 3 tackles (1 solo) in the Big 12 Championship game vs. OU (12/7) ... hauled in his 6th interception of the season at Kansas (11/30), tying him for 8th most on the BU single-season list, also had 2 tackles ... collected 6 tackles (all solo), 1 pass breakup and hauled in his 5th interception of the season vs. Texas (11/23) ... had a career-best 8 tackles, 6 of those a career-best 6 solo tackles. along with his 4th interception of the day vs. OU (11/16) ... hauled in 2 interceptions, the second on 4th down in the endzone to solidify the triple-overtime victory over TCU (11/9), also collected 2 tackles on the day ... finished with 2 tackles and 1 pass breakup vs. WVU (10/31) ... Had 2 tackles and returned 1 punt for 12 yards vs. Texas Tech (10/12) ... Collected his first interception of the season and first since 2017 at K-State (10/5), also had his first-career sack ... Had 3 tackles (2 solo) and returned 2 punts vs. ISU (9/28) ... Tallied 4 tackles (2 solo), including 1.0 TFL in a victory at Rice (9/21) ... Named Big 12 Special Teams Player of the Week after returning a punt 73 yards for a touchdown vs. UTSA (9/7), the first punt return TD for the Bears since 2013, tied for the ninth longest in program history, also collected three tackles on the day ... Against SFA (8/31), made 4 tackles (2 solo) and a half TFL, also returned 2 punts for a total of 17 yards, including a career-long 13 yard return.

DEFENSIVE

| YEAR | G/GS | UT | AT | TT | TFL-YD | QBS-YD | FF/FR | PBU | INT-YD |
|---------------|--------------|-----------|-----------|------------|---------------|--------------|------------|-----------|--------------|
| 2016 | 11/4 | 17 | 3 | 20 | 2.0-10 | 0-0 | 0/0 | 4 | 0-0 |
| 2017 | 9/9 | 26 | 9 | 35 | 3.0-8 | 0-0 | 1/1 | 8 | 1-20 |
| 2018 | 4/2 | 6 | 0 | 6 | 0-0 | 0-0 | 0/0 | 0 | 0-0 |
| 2019 | 12/10 | 28 | 12 | 40 | 2.5-5 | 1.0-3 | 0/0 | 7 | 6-118 |
| CAREER | 36/25 | 77 | 24 | 101 | 7.5-23 | 1.0-3 | 1/1 | 19 | 7-138 |

PUNT RETURNS

| YEAR | G/GS | NO | YD | AVG | TD | LP/OPPONENT |
|---------------|--------------|-----------|------------|-------------|----------|-----------------------|
| 2016 | 11/4 | 0 | 0 | 0.0 | 0 | -- |
| 2017 | 9/9 | 0 | 0 | 0.0 | 0 | -- |
| 2018 | 4/2 | 2 | 12 | 6.0 | 0 | 11/Kansas |
| 2019 | 12/10 | 10 | 123 | 12.3 | 1 | 73/UTSA |
| CAREER | 36/25 | 12 | 135 | 11.2 | 1 | 73/UTSA (2019) |

CAREER BESTS

Tackles: 8 vs. Oklahoma (11/16/19)
Solo Tackles: 6 vs. Texas (11/23/19), vs. Oklahoma (11/16/19)
Sack: 1 at K-State (10/5/19)
Tackles-For-Loss: 2 vs. Boise State (12/27/16)
Interceptions: 2 at TCU (11/9/19)
Forced Fumbles: 1 at Oklahoma State (10/14/17)
Fumble Recoveries: 1 at Oklahoma State (10/14/17)
Pass Breakups: 2 at WVU (12/3/16); vs. ISU (11/18/17)



16 JARED ATKINSON

WR • 6-3 • 216 • JR. • 2L
MESQUITE, TEXAS (HORN HS)

2019 (Junior): Has appeared in all 13 games on the year ... made an appearance in the Big 12 championship game vs. OU (12/7) but did not record a stat ... hauled in 1 pass

for 16 yards at Kansas (11/30) ... had 1 reception for 6 yards vs. Texas (11/23) ... hauled in 1 reception for 9 yards at TCU (11/9) ... had a season-high 2 receptions for 21 yards with a long of 13 yards vs. WVU (10/31) ... Made appearances vs. Oklahoma (11/16), OSU (10/19), vs. Texas Tech (10/12) and at K-State (10/5), but did not record a catch ... Recorded his second catch of the season, a 9-yd reception vs. ISU (9/28) ... made an appearance at Rice (9/21) and had one pass attempt to his credit, but did not record a catch ... Made an appearance vs. UTSA (9/7) but did not catch a pass ... Caught one pass for 16 yards vs. SFA (8/31).

ATKINSON CAREER STATISTICS

RECEIVING

| YEAR | G/GS | REC | YD | AVG | TD | LP/OPPONENT |
|---------------|-------------|-----------|------------|-------------|----------|---------------------|
| 2016 | 9/0 | 4 | 44 | 11.0 | 0 | 20/at West Virginia |
| 2017 | 12/2 | 5 | 73 | 14.6 | 0 | 25/at TCU |
| 2018 | 4/1 | 0 | 0 | 0.0 | 0 | 0/0 |
| 2019 | 13/0 | 7 | 77 | 11.0 | 0 | 16/SFA, KU |
| CAREER | 38/3 | 16 | 194 | 12.1 | 0 | 25/at TCU |

PASSING

| YEAR | G/GS | CMP | ATT | PCT | YDS | INT | TD | EFF. | LP/OPPONENT |
|---------------|-------------|----------|----------|-------------|-----------|----------|----------|--------------|----------------|
| 2016 | 9/0 | 0 | 0 | 0.0 | 0 | 0 | 0 | 0.0 | 0 |
| 2017 | 12/2 | 1 | 1 | 100.0 | 20 | 0 | 0 | 268.0 | 20/ |
| 2018 | 4/0 | 1 | 1 | 100.0 | 36 | 0 | 0 | 402.4 | 36/UTSA |
| 2019 | 13/0 | 0 | 1 | 0.0 | 0 | 0 | 0 | 0.0 | - |
| CAREER | 38/2 | 2 | 3 | 66.7 | 56 | 0 | 0 | 223.5 | 36/UTSA |

CAREER BESTS

Receptions: 3 at TCU (11/24/17)
Receiving Yards: 49 at TCU (11/24/17)
Touchdowns: --
Longest Reception: 25 at TCU (11/24/17)
100-Yard Games: Season (0); Career (0)
200-Yard Games: Season (0); Career (0)



12 KALON BARNES

CB • 6-0 • 186 • SO. • 1L
SILSBEE, TEXAS (SILSBEE HS)

One of the fastest player in the nation ... member of Baylor track and field team ... all conditions 100 meter personal best of 10.04 during senior year of high school ... won Texas high school 100 and 200 meter titles in both 2017 and 2018 ... nickname is "Boogie" ... moved to corner from wide receiver during 2018 fall camp.

2019 (Sophomore): Collected 1 tackle in the Big 12 Championship game vs. OU (12/7) ... had 1 tackle at Kansas (11/30) ... collected 3 tackles (2 solo) vs. Texas (11/23) ... had 1 tackle and 1 pass breakup vs. OU (11/16) ... collected 2 tackles (1 solo) at TCU (11/9) ... had 2 tackles (1 solo) vs. WVU (10/31) ... hauled in his first career interception as he picked one off in the end zone and returned it for 18 yards, also finished with 1 tackle and 1 pass break up at OSU (10/19) ... had 2 tackles (both solo) vs. Texas Tech (10/12) ... Was credited with 1 tackle and 1 pass breakup at K-State (10/5) ... Had 1 tackle and 1 pass breakup in victory over ISU (9/28) ... Tallied 1 tackle and forced his first-career fumble at Rice (9/21) ... Collected a career-high 4 tackles (2 solo) and was credited with one pass breakup vs. UTSA (9/7) ... Made his season debut in the opener vs. SFA (8/31), making one tackle, also credited with one pass defense.

BARNES CAREER STATISTICS

DEFENSIVE

| YEAR | G/GS | UT | AT | TT | TFL-YD | QBS-YD | FF/FR | PBU | INT-YD |
|---------------|-------------|-----------|-----------|-----------|--------------|------------|------------|----------|-------------|
| 2018 | 11/1 | 7 | 3 | 10 | 0-0 | 0-0 | 0/0 | 1 | 0-0 |
| 2019 | 13/0 | 13 | 8 | 21 | 0.5-0 | 0-0 | 1/0 | 6 | 1-18 |
| CAREER | 24/1 | 20 | 11 | 31 | 0.5-0 | 0-0 | 1/0 | 7 | 1-18 |

DEFENSIVE CAREER BESTS

Tackles: 4, vs. UTSA (9/7/19)
Solo Tackles: 3, vs. Oklahoma State (11/3/18)
Tackles-For-Loss: 0.5 vs. SFA (8/31/19)
Interceptions: 1 at Oklahoma State (10/19/19)

PLAYER SPOTLIGHTS

Forced Fumbles: 1 at Rice (9/21/19)
Fumble Recoveries: N/R
Pass Breakups: 1, 4x, at Oklahoma State (10/19), vs. ISU (9/28/19), vs. UTSA (9/7/19), vs. Kansas State (10/6/18)



26
TERREL BERNARD
LB • 6-1 • 222 • SO. • 1L
LA PORTE, TEXAS (LA PORTE HS)

2019 (Sophomore): First Team Academic All-Big 12 ... Second Team All-Big 12 (Coaches, AP) ... Postseason All-Texas Team (DCTF) ... appeared in all 13 games on the season and started 3 games at WLB and 7 at MLB ... collected 12 tackles (4 solo) with 1.5 TFL and one fumble recovery vs. OU in the Big 12 title game (12/7) ... collected 4 tackles (all solo) at Kansas (11/30) ... finished with 8 tackles (5 solo) along with 1.0 sack and 1.0 TFL vs. Texas (11/23) ... had double-digit tackle totals for the third-straight game, leading the team with 15 tackles, including a career-best 7 tackles, 1.0 sack, 1 fumble recovery and 1 QB hurry vs. Oklahoma (11/16) ... tallied a career-high 19 total tackles (13 alone in the first half), the most by a Baylor defender in a game since 2011 and most under Coach Rhule, also hauled in first interception of the season and had 1.0 sack and 3.0 TFL in triple OT victory at TCU (11/9), earning him Big 12 Defensive Player of the Week honors (Nov. 11) ... collected 10 tackles (6 solo), along with 1.0 sack, his first of the season, 1.5 TFL and 2 QB hurries vs. WVU (10/31) ... was named Big 12 Defensive Player of the Week after making his first start of the year at MLB and scooping up a fumble for a TD, along with collecting 9 tackles at OSU (10/19) ... had 6 tackles (4 solo) vs. Texas Tech (10/12), also was credited with a half a sack and 1 QB hurry ... collected 5 tackles (2 solo) and was credited with 1 pass breakup at K-State (10/5) ... finished tied for second on the team with a season-high 6 tackles (2 solo) vs. ISU (9/28) ... tallied 5 tackles (3 solo) at Rice (9/21) ... collected 4 tackles (1 solo) and was credited with 1 QBH vs. UTSA (9/7) ... in the season opener vs. SFA (8/31), collected 4 total tackles (2 solo).

| BERNARD CAREER STATISTICS | | | | | | | | | | |
|---------------------------|--------------|-----------|-----------|------------|----------------|---------------|------------|----------|-------------|--|
| DEFENSIVE | | | | | | | | | | |
| YEAR | G/GS | UT | AT | TT | TFL-YD | QBS-YD | FF/FR | PBU | INT-YD | |
| 2017 | 2/0 | 0 | 0 | 0 | 0-0 | 0-0 | 0/0 | 0 | 0-0 | |
| 2018 | 11/2 | 25 | 22 | 47 | 3.0-15 | 1-12 | 0/0 | 1 | 1-28 | |
| 2019 | 13/10 | 50 | 57 | 107 | 9.5-44 | 4.5-33 | 0/2 | 3 | 1-20 | |
| CAREER | 26/12 | 75 | 79 | 154 | 12.5-59 | 5.5-45 | 0/2 | 4 | 2-48 | |

CAREER BESTS
Tackles: 19 at TCU (11/9/19)
Solo Tackles: 7 vs. Oklahoma (11/16/19)
Tackles-For-Loss: 3.0 at TCU (11/9/19)
Sacks: 1, 5, vs. Texas (11/23/19), vs. OU (11/16/19), at TCU (11/9/19), vs. West Virginia (10/31/19), at UTSA (9/8/18)
Interceptions: 1, 3x, vs. OU (12/7/19), at TCU (11/9/19), vs. ACU (9/1/18)
Forced Fumbles: --
Fumble Recoveries: 1, 2x, vs. Oklahoma (11/16/19), at Oklahoma State (10/19/19)
QB Hurries: 2 vs. West Virginia (10/31/19)



8
HENRY BLACK
S • 6-0 • 206 • SR. • 3L
SHREVEPORT, LA. (WOODLAWN HS)

Ranks second among active Baylor players in career games played with 51 Voted a single-digit by his teammates in Aug. 2019 and 2018 ... Completed undergraduate degree in December 2018.

2019 (Senior): Has started all 13 games on the season ... collected 8 tackles (3 solo), second most tackles in a game on the season and was credited with 1 QB hurry in the Big

12 title game vs. OU (12/7) ... hauled in his first interception of the season and first since 2017 at Kansas (11/30) ... collected 5 tackles (3 solo) vs. Texas (11/23) ... had a career night vs. OU (11/16), tallying a career-best 12 tackles with 1 forced fumble, his first of the season ... had 4 tackles (2 solo) and 1 TFL at TCU (11/9) ... collected 5 tackles vs. WVU (10/31) ... tied his season-best in back-to-back games with 6 tackles (5 solo) along with a career-high 2 pass breakups at OSU (10/19) ... tallied a season-best 6 tackles (5 solo), along with 1 pass breakup vs. Texas Tech (10/12/19) ... collected 1 tackle in a victory at K-State (10/5) ... finished with 3 tackles (all solo) with 1 pass breakup, the first of his career in a victory over ISU (9/28) ... had 2 tackles in the Bears' victory at Rice (9/21) ... finished with 5 tackles vs. UTSA (9/7), second most on the team. against SFA (8/31), made 1 tackle in the win.

| BLACK CAREER STATISTICS | | | | | | | | | | |
|-------------------------|--------------|-----------|-----------|------------|---------------|---------------|------------|----------|-------------|--|
| DEFENSIVE | | | | | | | | | | |
| YEAR | G/GS | UT | AT | TT | TFL-YD | QBS-YD | FF/FR | PBU | INT-YD | |
| 2015 | | | | | redshirt | | | | | |
| 2016 | 13/0 | 6 | 2 | 8 | 0-0 | 0-0 | 0/0 | 0 | 0-0 | |
| 2017 | 12/6 | 13 | 12 | 25 | 0-0 | 0-0 | 0/0 | 1 | 1-0 | |
| 2018 | 13/4 | 18 | 6 | 24 | 3.0-21 | 2.0-18 | 1/0 | 0 | 0-0 | |
| 2019 | 13/13 | 38 | 20 | 58 | 1.0-0 | 0-0 | 1/0 | 5 | 1-20 | |
| CAREER | 51/23 | 75 | 40 | 115 | 4.0-21 | 2.0-18 | 2/0 | 6 | 2-20 | |

CAREER BESTS
Tackles: 12 vs. Oklahoma (11/16/19)
Solo Tackles: 6 vs. TCU (11/17/18)
Tackles-For-Loss: 2.0 vs. TCU (11/17/18)
Sacks: 1.0, 2x, vs. TCU (11/17/18) vs. Kansas State (10/6/18)
Interceptions: 1, 2x, at Kansas (11/30/19), at Duke (9/16/17)
Forced Fumbles: 1 vs. Oklahoma (11/16/19)
Fumble Recoveries: --
Pass Breakups: --2 at Oklahoma State (10/19/19)



11
GERRY BOHANON
QB • 6-3 • 221 • R-FR. • RS
EARLE, ARK. (EARLE HS)

Physical, athletic quarterback prospect expected to backup Charlie Brewer in 2019 ... saw action in three games as true freshman, but earned redshirt ... enrolled January 2018 ... Spring 2018 Big 12 Commissioner's Honor Roll.

2019 (RS-Freshman): First Team Academic All-Big 12 ... made his ninth appearance of the year in the Big 12 title game vs. OU (12/7), throwing for 1 TD on 4-of-15 passing for 56 yards and rushed 9 times for 15 yards as he took over for an injured Brewer ... in his eighth appearance of the year at Kansas (11/30), tied his career high with 7 rush attempts for 42 yards, including rushing for his 3rd TD of the year, also was 2-for-4 passing for 20 yards ... made his seventh appearance of the year vs. Texas (11/23), rushing 6 times for 21 yards and was 1-for-2 for 7 yards passing ... in his sixth appearance of the year rushed twice for 13 yards vs. WVU (10/31) ... made his fifth appearance of the year vs. Texas Tech (10/12) and rushed once for 4 yards, also had 1 pass attempt ... in his fourth appearance of the season at K-State (10/5), rushed 4 yards for a TD, his second of the year, also connected with RJ Sneed for a career-long pass of 38 yards as he was 1-for-1 passing and had 3 rushing attempts in the victory ... Made his third appearance of the season vs. Iowa State (9/28) ... against UTSA (9/7) rushed for 93 yards on 7 carries, including his first career rushing TD, also was 4-for-7 passing for 15 yards ... in the season opener vs. SFA (8/31), was 5-for-6 for 51 yards passing, tossed his first career TD pass, a 9-yd pass to Tyquan Thornton, also rushed for 84 yards on six carries with a long of 39.

PLAYER SPOTLIGHTS

BOHANON CAREER STATISTICS

PASSING

| YEAR | G/GS | CMP | ATT | PCT | YDS | INT | TD | EFF. | LP/OPPONENT |
|---------------|-------------|-----------|-----------|-------------|------------|----------|----------|--------------|-------------------|
| 2018 | 3/0 | 0 | 1 | 0.0 | 0 | 0 | 0 | 0.0 | 0 |
| 2019 | 9/0 | 17 | 36 | 47.2 | 187 | 0 | 2 | 109.2 | 38/K-State |
| CAREER | 12/0 | 17 | 37 | 45.9 | 187 | 0 | 2 | 106.2 | 38/K-State |

RUSHING

| YEAR | G/GS | ATT | YD | AVG/A | TD | LP/OPPONENT |
|---------------|-------------|-----------|------------|------------|----------|------------------|
| 2018 | 3/0 | 2 | 5 | 2.5 | 0 | 3/Oklahoma State |
| 2019 | 9/0 | 42 | 272 | 6.5 | 3 | 38/UTSA |
| CAREER | 12/0 | 44 | 277 | 6.3 | 3 | 38/UTSA |



12

CHARLIE BREWER

QB • 6-1 • 206 • JR. • 2L

AUSTIN, TEXAS (LAKE TRAVIS HS)

Athletic, accurate, smart QB with outstanding intangibles ... 2019 All-Big 12 honorable mention ... Finalist for the Earl Campbell Tyler Rose Award ... 2019 Preseason All-Big 12 selection (Phil Steele) ... 2019 Davey O'Brien Award watch list ... 2019 Maxwell Award watch list ... 2017 Big 12 Co-Offensive Freshman of the Year (Coaches) ... Is the fourth player in BU history to throw for 6,000+ yards in his career (now has 7,531, putting him in sole possession of third place on the BU career list) ... Has 17 career rushing TDs, putting him in sole possession of fourth place in program history ... Career completion percentage of .643 is second-best in BU history (RGIII, .671) ... Has posted 18 career 200+ passing yard games, good for 3rd most in program history ... The Austin native has eclipsed 300 yards passing 11 times, becoming the third player in program history with 10 or more games of 300+ yards passing ... Brewer has passed for 400+ yards twice, fifth most in BU history (Robert Griffin III, Bryce Petty, Blake Szymanski, Nick Florence) ... 2017 Big 12 Offensive Freshman of the Year (Waco Trib and Athlon Sports) ... Set national high school completion percentage record as all-state senior while winning state title ... Father, uncle and older brother all played quarterback in college.

2019 (Junior): All-Big 12 honorable mention ... finalist for the Earl Campbell Tyler Rose Award ... made his 13th start of the year vs. OU in the Big 12 title game (12/7), but went out with an injury, was 3-for-6 passing for 15 yards and rushed 6 times ... at Kansas (11/3), was 13-for-21 passing for 182 yards, 1 TD and 1 INT, also rushed twice ... against Texas (11/23) as 16-for-25 for 221 yards passing, throwing for 1 TD, while leading the team in rushing with 75 yards on 18 carries and 1 rushing TD ... scored 2 rushing TDs and passed for 2 more vs. Oklahoma (11/16), finished 18-for-29 for 194 passing yards with 1 INT, also rushed 17 times for 65 yards ... accounted for all 3 TDs in Baylor's triple OT victory at TCU (11/9), rushed for his 7th TD of the year and passed for 2 more as he tallied a season high 27 completions on the day (27-for-41) for 195 yards and 1 INT, also rushed for 26 total yards ... was 20-for-26 for 277 yards passing, 2 TDs and no INTs, along with 25 yards rushing on 19 attempts in a victory over WVU (10/31) ... threw for 312 yards on 13-of-17 passing with 1 TD, while rushing for 16 yards on 12 carries with 1 TD as he led the Bears back to a win at OSU (10/19) ... rushed for a career-best three TDs vs. Texas Tech (10/12), becoming the first BU QB since Bryce Petty in the 2014 Fiesta Bowl to rush for 3 TDs in a game, also finished with 352 yards passing (24-for-37) ... Was 14-for-23 passing for 230 yards and 1 TD, along with 3 rushing attempts in a victory at K-State (10/5) ... Riding a strong second-half performance, Brewer had his second-straight 300+ passing yards performance vs. Iowa State (9/28), throwing for 307 yards on 26-of-45 passing, tying his career high of 3 TD passes, also rushed 13 times for 29 yards in the victory ... was 20-for-27 for 303 yards and 1 TD, including a season-long pass of 50 yards (a TD to Platt), also led the team in rushing as he rushed 12 times for 58 yards, including 1 TD at Rice (9/21) ... against UTSA (9/7), was 12-for-16 passing for 163 yards and 3 TD passes, also rushed 4 times for 10 yards, including his eighth-career rushing TD on a 5-yd scamper, did not throw an interception ... in the season opener vs. SFA (8/31), threw for 199 yards on 21-of-31 passing, with three passing TDs and no interceptions.

BREWER CAREER STATISTICS

PASSING

| YEAR | G/GS | CMP | ATT | PCT | YDS | INT | TD | EFF. | LP/OPPONENT |
|---------------|--------------|------------|------------|-------------|--------------|-----------|-----------|--------------|------------------|
| 2017 | 8/4 | 139 | 204 | 68.1 | 1,562 | 4 | 11 | 146.33 | 58/at TCU (TD) |
| 2018 | 13/12 | 240 | 390 | 62.0 | 3,019 | 9 | 19 | 138.0 | 75/Vanderbilt |
| 2019 | 13/13 | 227 | 348 | 65.2 | 2,950 | 6 | 20 | 152.0 | 78/at OSU |
| CAREER | 34/29 | 606 | 942 | 64.3 | 7,531 | 19 | 50 | 145.0 | 78/at OSU |

RUSHING

| YEAR | G/GS | ATT | YD | AVG/A | TD | LP/OPPONENT |
|---------------|--------------|------------|------------|------------|-----------|------------------|
| 2017 | 8/4 | 65 | 166 | 2.6 | 0 | 51/at TCU |
| 2018 | 13/12 | 133 | 375 | 2.8 | 7 | 38/Vanderbilt |
| 2019 | 13/13 | 138 | 337 | 2.4 | 10 | 26/TCU |
| CAREER | 34/29 | 336 | 878 | 2.6 | 17 | 51/at TCU |

RECEIVING

| YEAR | G/GS | REC | YD | AVG | TD | LP/OPPONENT |
|---------------|--------------|----------|-----------|-------------|----------|-----------------------|
| 2017 | 8/1 | 1 | 20 | 20.0 | 0 | 20/Kansas |
| 2018 | 13/12 | 1 | 36 | 36.0 | 0 | 36/UTSA |
| 2019 | 13/13 | 0 | 0 | 0 | 0 | - |
| CAREER | 34/29 | 2 | 56 | 28.0 | 0 | 36/UTSA (2018) |

CAREER BESTS

PASSING

Attempts: 63 vs. Texas Tech (11/11/17)

Completions: 43 vs. Texas Tech (11/11/17)

Yards: 417 vs. Texas Tech (11/11/17)

Touchdowns: 3, 6 times, vs. Iowa State (9/27/19), vs. Texas Tech (11/24/18); vs. Kansas (9/22/18); at UTSA (9/8/18); at Kansas (11/4/17); vs. Texas Tech (11/11/17)

Longest Pass: 78 at Oklahoma State (10/19/19)

200-Yard Games: Season (7); Career (18) (Last vs. Texas 11/23/19)

300-Yard Games: Season (4); Career (11) (Last at Oklahoma State 10/19/19)

400-Yard Games: Season (0); Career (2) (Last at Oklahoma 9/29/18)

RUSHING

Attempts: 18, 2x, vs. Texas (11/23/19), vs. TCU (11/17/18)


Yards: 109 vs. Vanderbilt (12/27/18)

Touchdowns: 3 vs. Texas Tech (10/12/19)

Longest Rush: 51 at TCU (11/24/17)

100-Yard Games: Season (0); Career (1) (Last vs. Vanderbilt 12/27/18)

200-Yard Games: Season (0); Career (0)



25

TRESTAN EBNER

RB • 5-11 • 208 • JR. • 2L

HENDERSON, TEXAS (HENDERSON HS)

Quick runner with elite pass-catching skills ... 10th among Power 5 running backs with 29 receptions in 2018 ... three career 100-yard games (two receiving, one rushing) ... 2019 Preseason All-Big third team (Athlon), 2019 Preseason All-Big 12 fourth team (Phil Steele)

2019 (Junior): In the Big 12 title game vs. OU (12/7), had 2 receptions for a season-best 84 yards and 1 TD, also rushed 4 times for 8 yards ... rushed 8 times for 55 yards and 1 TD, also had 2 receptions for 35 yards at Kansas (11/30) ... had 1 carry for 6 yards vs. Texas (11/23) ... carried the ball once vs. OU (11/16) ... had 1 carry and 2 receptions at TCU (11/9) ... rushed 7 times for 14 yards, had 1 reception for 12 yards and returned 1 kick for 12 yards vs. WVU (10/31) ... made an appearance at OSU (10/19) but did not record a stat ... had 2 receptions for 47 yards, including a season-long reception for 27 yards earned his 2nd start of the season at K-State (10/5), with both of his receptions coming on a key game-tying drive at the end of the fourth quarter ... rushed 9 times for 6 yards and hauled in 2 passes for 24 yards ... rushed 4 times for 16 yards in a victory over ISU (9/28) ... at Rice (9/1) carried the ball 7 times for 10 yards, also had 1 reception for 5 yards ... against UTSA (9/7) rushed 4 times for 76 yards with a long of 55 yards, a new career best ... had a career day in the season opener vs. SFA (8/31), scored a career-high three touchdowns (two rushing, one receiving), opened up scoring with a 16-yard receiving TD and then in the second quarter had back-to-back scores, a 21-yard rushing TD and an

PLAYER SPOTLIGHTS

11-yd rushing TD, finished with 2 carries (both scores) for 32 yards and 5 receptions for 40 yards.

EBNER CAREER STATISTICS

| RUSHING | | | | | | | |
|---------------|-------------|------------|------------|------------|----------|--------------------|--|
| YEAR | G/GS | ATT | YD | AVG | TD | LP/OPPONENT | |
| 2017 | 11/0 | 23 | 121 | 5.3 | 2 | 40/WVU (TD) | |
| 2018 | 13/1 | 69 | 413 | 6.0 | 1 | 34/Vanderbilt (TD) | |
| 2019 | 13/2 | 48 | 227 | 4.7 | 3 | 55/UTSA | |
| CAREER | 37/3 | 140 | 761 | 5.4 | 6 | 55/UTSA | |

| RECEIVING | | | | | | | |
|---------------|-------------|-----------|------------|-------------|----------|-----------------------------|--|
| YEAR | G/GS | REC | YD | AVG | TD | LP/OPPONENT | |
| 2017 | 11/0 | 20 | 267 | 13.4 | 3 | 58/at TCU (TD) | |
| 2018 | 13/1 | 29 | 348 | 12.0 | 1 | 75/Vanderbilt (TD) | |
| 2019 | 13/2 | 17 | 247 | 14.5 | 2 | 27/Texas Tech | |
| CAREER | 37/3 | 66 | 862 | 13.1 | 6 | 75/Vanderbilt (2018) | |

| PASSING | | | | | | | | | |
|---------------|-------------|----------|----------|------------|----------|----------|----------|---------------|-------------|
| YEAR | G/GS | CMP | ATT | PCT | YDS | INT | TD | EFF. | LP/OPPONENT |
| 2017 | 11/0 | 0 | 0 | 0.0 | 0 | 0 | 0 | 0.0 | -- |
| 2018 | 13/1 | 0 | 1 | 0.0 | 0 | 1 | 0 | -200.0 | -- |
| 2019 | 13/2 | 0 | 0 | 0.0 | 0 | 0 | 0 | 0.0 | -- |
| CAREER | 37/3 | 0 | 1 | 0.0 | 0 | 1 | 0 | -200.0 | -- |

CAREER BESTS

RUSHING

Attempts: 17 vs. Kansas State (10/6/18)
Yards: 100 vs. Kansas State (10/6/18)
Touchdowns: 2 vs. SFA (8/31/19)
Longest Rush: 55 vs. UTSA (9/7/19)
100-Yard Games: Season (0); Career (1) vs. Kansas State (10/6/18)
200-Yard Games: Season (0); Career (0)

CAREER BESTS

RECEIVING

Receptions: 6 at TCU (11/24/17)
Receiving Yards: 109, twice vs. Vanderbilt (12/27/18); vs. West Virginia (10/22/17)
Touchdowns: 2 vs. West Virginia (10/22/17)
Longest Reception: 81 vs. Oklahoma (12/7/19)
100-Yard Games: Season (0); Career (2) (Last vs. Vanderbilt 12/27/18)
200-Yard Games: Season (0); Career (0)



21
JOSH FLEEKES
 WR • 5-11 • 188 • SO. • 1L
 DALLAS, TEXAS (CEDAR HILL HS)

Speedy, elusive slot receiver that excels with ball in his hands ... 2019 Preseason All-Big 12 fourth team (Phil Steele)

2019 (Sophomore): Hauled in 1 pass in the Big 12 title game vs. OU (12/7) ... had 3 receptions for 26 yards and 2 carries for 2 yards, also returned 1 kick for 23 yards at Kansas (11/30) ... finished with 2 rushing attempt for 3 yards vs. Texas (11/23) ... had 3 receptions for 6 yards and rushed 1 time for 2 yards, also had 2 kick returns for 38 yards and a long of 22 vs. OU (11/16) ... hauled in a career-best 6 receptions for 42 yards with a long of 12 yards at TCU (11/9) ... had 2 receptions for 10 yards and 1 rushing attempt for 3 yards vs. WVU (10/31) ... collected a career-high 126 receiving yards on three receptions, including 1 TD, a 64-yd reception which was a career long, also rushed 1 time for 8 yards and returned 1 kick for 16 yards at OSU (10/19) ... had 1 reception for 6 yards and returned 3 kicks for 97 yards, including a long of career-long return of 60 yards vs. Texas Tech (10/12) ... made an appearance at K-State (10/5) and vs. ISU (9/28), but did not record a stat in either contest... rushed for his first TD of the year, a 6-yd scamper at Rice (9/21), overall had 2 carries for 5 yards and returned 1 kick for 14 yards ... had 1 kick return for 25 yards vs. UTSA (9/7) ... in the season opener vs. SFA (8/31), caught 4 passes for 37 yards, also returned 1 kickoff for 16 yards.

FLEEKES CAREER STATISTICS

| RECEIVING | | | | | | | |
|---------------|-------------|-----------|------------|-------------|----------|----------------------------------|--|
| YEAR | G/GS | REC | YD | AVG | TD | LP/OPPONENT | |
| 2018 | 12/1 | 14 | 126 | 9.0 | 1 | 34/Kansas (9/22/18) | |
| 2019 | 13/1 | 23 | 251 | 10.9 | 1 | 64/at OSU (10/19/19) (TD) | |
| CAREER | 25/2 | 37 | 377 | 10.2 | 2 | 64/at OSU (10/19/19) (TD) | |

| RUSHING | | | | | | | |
|---------------|-------------|-----------|-----------|------------|----------|-----------------------|--|
| YEAR | G/GS | ATT | YD | AVG | TD | LP/OPPONENT | |
| 2018 | 12/1 | 9 | 16 | 1.8 | 1 | 17/OSU (11/3/18) | |
| 2019 | 13/1 | 8 | 23 | 2.9 | 1 | 6/Rice (TD) (9/21/19) | |
| CAREER | 25/2 | 17 | 39 | 2.3 | 2 | 17/OSU (2018) | |

| KICK RETURNS | | | | | | | |
|---------------|-------------|-----------|------------|----------|-----------|-------------|--|
| YEAR | G/GS | NO | YD | TD | LONG | AVG/R | |
| 2018 | 12/1 | 21 | 380 | 0 | 41 | 18.1 | |
| 2019 | 13/1 | 10 | 229 | 0 | 60 | 22.9 | |
| CAREER | 25/2 | 31 | 609 | 0 | 60 | 19.6 | |

| ALL-PURPOSE | | | | | | | | | |
|---------------|-------------|-----------|------------|----------|------------|-------------|-------------|--|--|
| YEAR | G/GS | RUSH | RCV | PR | KR | TOTAL | AVG/G | | |
| 2018 | 12/1 | 16 | 126 | 0 | 380 | 522 | 43.5 | | |
| 2019 | 13/1 | 23 | 251 | 0 | 229 | 503 | 38.7 | | |
| CAREER | 25/2 | 39 | 377 | 0 | 609 | 1025 | 41.0 | | |

CAREER BESTS

RUSHING

Attempts: 2, 3x, vs. OSU (11/3/18), at West Virginia (10/25/18), vs. ACU (9/1/18)
Yards: 18, vs. OSU (11/3/18)
Touchdowns: 1, 2x, at Rice (9/21/19), at West Virginia (10/25/18)
Longest Rush: 17, vs. OSU (11/3/18)
100-Yard Games: --
200-Yard Games: --

RECEIVING

Receptions: 6 at TCU (11/9/19)
Receiving Yards: 126 at OSU (10/19/19)
Touchdowns: 1, 2X, at OSU (10/19/19), vs. Kansas (9/22/18)
Longest Reception: 64 at OSU (10/19/19)
100-Yard Receiving Games: 1 at OSU (10/19/19)
200-Yard Receiving Games: --



6
JAMYCAL HASTY
 RB • 5-9 • 205 • SR. • 3L
 LONGVIEW, TEXAS (LONGVIEW HS)

Elusive and quick fifth-year senior running back ... 2019 All-Big 12 honorable mention ... 44 games played with 16 career starts ... Rushed for 434 yards on 82 carries, 4 rushing TDs, 1 receiving TD in 2018 ... Ran for 314 yards and one TD in injury-marred sophomore season ... Rushed for 623 yards and three scores as a redshirt freshman in 2016 ... Sat out 2015 as redshirt ... 2018 Big 12 All-Academic second team selection ... Graduated with a degree in health, kinesiology and leisure studies in August 2018 ... selected by his teammates for a single-digit jersey number in 2019 and 2018.

2019 (Senior): All-Big 12 honorable mention ... rushed 3 times for 12 yards, had 1 reception and returned 2 kicks for 48 yards (long of 29) vs. OU in the Big 12 title game (12/7) ... had a team-high 92 yards on 14 carries and a career-best 3 rushing TDs, also had 1 catch for 14 yards, finished with 106 all-purpose yards at Kansas (11/30) ... rushed twice for 7 yards and also had 2 receptions for 7 yards vs. Texas (11/23) ... carried the ball 3 times for 42 yards and returned 2 kicks for 38 yards, including a long of 21 yards vs. OU (11/16) ... had 9 carries for 22 yards and made 2 receptions for 13 yards at TCU (11/9) ... rushed for 77 yards on 14 carries vs. WVU (10/31) ... had a career performance at OSU (10/19), rushing 16 times for a career-best 146 yards, including a career-long of 73 yards for one TD and also rushed for a second, along with finishing 1 yard shy of tying his career best with 66 receiving yards on 3 receptions, finishing with 212 all-purpose yards ... rushed 5 times for 37 yards and 1 TD, the game-winning TD, a 5-yd run in the second OT period vs. Texas Tech (10/12), also had 4 receptions for 38 yards on the day ... finished with a

PLAYER SPOTLIGHTS

season-best 87 yards rushing on 8 carries, along with a season-best 33 yd carry at K-State (10/5), also had 1 reception for 5 yards and 1 kick return for a season-high 21 yards ... had 3 carries for 10 yards and 3 receptions, a season high, for 14 yards in a victory over ISU (9/28) ... rushed 7 times for 39 yards, with a long of 21 yards, also had 1 reception for 6 yards and had 1 kick return for 11 yards at Rice (9/21) ... rushed 7 times for 18 yards and his first TD of the year, also caught 2 passes for 8 yards vs. UTSA (9/7) ... Made his 14th career start in the season opener vs. SFA (8/31), collected 25 yards rushing on 10 carries, also tallied 2 receptions for 6 yards.

HASTY CAREER STATISTICS

RUSHING

| YEAR | G/GS | ATT | YD | AVG | TD | LP/OPPONENT |
|---------------|--------------|------------|-------------|------------|-----------|-----------------------|
| 2015 | | | redshirt | | | |
| 2016 | 12/0 | 119 | 623 | 5.2 | 3 | 31/at Rice |
| 2017 | 8/3 | 76 | 314 | 4.1 | 1 | 41/Iowa State |
| 2018 | 11/10 | 82 | 434 | 5.3 | 4 | 54/ACU (TD) |
| 2019 | 13/3 | 101 | 614 | 6.1 | 7 | 73/at OSU (TD) |
| CAREER | 44/16 | 378 | 1985 | 5.3 | 15 | 73/at OSU (TD) |

RECEIVING

| YEAR | G/GS | REC | YD | AVG | TD | LP/OPPONENT |
|---------------|--------------|-----------|------------|------------|----------|------------------|
| 2015 | | | redshirt | | | |
| 2016 | 12/0 | 3 | 26 | 8.7 | 0 | 21/at Rice |
| 2017 | 8/3 | 25 | 105 | 4.2 | 0 | 17/Texas Tech |
| 2018 | 11/10 | 26 | 170 | 6.5 | 1 | 34/ACU |
| 2019 | 13/3 | 22 | 173 | 7.9 | 0 | 63/at OSU |
| CAREER | 44/16 | 76 | 474 | 6.2 | 1 | 63/at OSU |

KICK RETURNS

| YEAR | G/GS | NO | YD | AVG | TD | LP/OPPONENT |
|---------------|--------------|----------|------------|-------------|----------|-----------------|
| 2015 | | | redshirt | | | |
| 2016 | 12/0 | 8 | 160 | 20.0 | 0 | 23 |
| 2017 | 8/3 | 2 | 55 | 27.5 | 0 | 36 |
| 2018 | 11/10 | 0 | 00 | 0.0 | 0 | -- |
| 2019 | 13/2 | 6 | 118 | 19.7 | 0 | 29/vs. Oklahoma |
| CAREER | 44/16 | 0 | 333 | 20.8 | 0 | 36 |

CAREER BESTS

RUSHING

Attempts: 19 at Oklahoma (11/12/16)
Yards: 146 at OSU (10/19/19)
Touchdowns: 3, at Kansas (11/30/19)
Longest Rush: 73 at OSU (10/19/19)
100-Yard Games: Season (1); Career (3) (Last 10/19/19 at OSU)
200-Yard Games: Season (0); Career (0)

CAREER BESTS

RECEIVING

Receptions: 9 vs. Texas Tech (11/11/17)
Receiving Yards: 67 vs. ACU (9/1/18)
Touchdowns: 1 at UTSA (9/8/18)
Longest Reception: 34 vs. ACU (9/1/18)
100-Yard Games: Season (0); Career (0)
200-Yard Games: Season (0); Career (0)



87

CHRISTOPH HENLE

TE • 6-6 • 259 • SO. • 1L
INNSBRUCK, AUSTRIA (THE OAKRIDGE SCHOOL)

Physical blocker that served as primary tight end during 2018 season ... Enrolled January 2018 ... originally from Innsbruck, Austria ... attended high school in Arlington, Texas ... spring 2018 Big 12 Commissioner's Honor Roll selection.

2019 (Sophomore): First Team Academic All-Big 12 ... has appeared in all 13 games this season at tight end ... had 1 reception for 7 yards, his third catch of the year, vs. OU in the Big 12 title game (12/7) ... made appearances at Kansas (11/30), vs. Texas (11/23), vs. Oklahoma (11/16), at TCU (11/9) vs. WVU (10/31), at OSU (10/19), vs. Texas Tech (10/12),

at K-State (10/5) and vs. ISU (9/27), but did not record a stat in those contests ... hauled in his second catch of the season, a season-long 11-yd reception at Rice (9/21) ... earned his first start of the season vs. UTSA (9/7) but did not record a catch ... had 1 reception for 8 yards in the season opener vs. SFA (8/31).

HENLE CAREER STATISTICS

RECEIVING

| YEAR | G/GS | REC | YD | AVG | TD | LP/OPPONENT |
|---------------|-------------|-----------|-----------|------------|----------|-------------------------|
| 2018 | 13/6 | 7 | 58 | 8.3 | 0 | 13/Kansas (9/22/18) |
| 2019 | 13/1 | 3 | 26 | 8.7 | 0 | 11/Rice (9/21/19) |
| CAREER | 26/7 | 10 | 84 | 8.4 | 0 | 13/Kansas (2018) |

CAREER BESTS

Receptions: 2, vs. Vanderbilt (12/27/18)
Receiving Yards: 13 vs. Kansas (9/22/18)
Touchdowns: --
Longest Reception: 13 vs. Kansas (9/22/18)
100-Yard Games: --



11

JAMESON HOUSTON

CB • 5-11 • 200 • SR. • 3L
AUSTIN, TEXAS (ST. MICHAEL'S ACADEMY)

2019 (Senior): First Team Academic All-Big 12 ... All-Big 12 honorable mention ... Postseason All-Texas College Team (DCTF) ... appeared in all 13 games on the season, starting all 13 at cornerback ... tallied 4 tackles (2 solo) vs. OU in the Big 12 title game (12/7) ... collected 2 solo tackles at Kansas (11/30) ... credited with 1 tackle and 2 pass breakups vs. Texas (11/23) ... tallied 5 tackles (all solo) vs. Oklahoma (11/16) ... collected 5 tackles (all solo) at TCU (11/9) ... hauled in his first career interception vs. WVU (10/31), along with 1 tackle and 2 pass breakups ... tallied 5 tackles and was credited with 2 breakups at OSU (10/19) ... finished with a career-high 7 tackles (3 solo) and had 1 fumble recovery vs. Texas Tech (10/12) ... had 1 tackle in the victory at K-State (10/5) ... collected 2 tackles vs. ISU (9/28) ... at Rice (9/21), tallied a season-best 4 tackles (2 solo) along with 1 pass break up ... started at cornerback vs. UTSA (9/7) collected 2 tackles on the day ... was named a game team captain for the season opener vs. SFA (8/31), started at cornerback, did not record a stat.

HOUSTON CAREER STATISTICS

DEFENSIVE

| YEAR | G/GS | UT | AT | TT | TFL-YD | QBS-YD | FF/FR | QBH | INT-YD |
|---------------|--------------|-----------|-----------|-----------|--------------|------------|------------|----------|------------|
| 2016 | 11/2 | 13 | 2 | 15 | 0.5-1 | 0-0 | 1/1 | 0 | 0-0 |
| 2017 | 11/2 | 16 | 2 | 18 | 1.0-4 | 0-0 | 0/0 | 1 | 0-0 |
| 2018 | 12/0 | 6 | 3 | 9 | 0-0 | 0-0 | 0/0 | 0 | 0-0 |
| 2019 | 13/13 | 29 | 10 | 39 | 0-0 | 0-0 | 0/1 | 0 | 1-0 |
| CAREER | 47/16 | 64 | 17 | 81 | 1.5-5 | 0-0 | 1/2 | 1 | 1-0 |

CAREER BESTS

Tackles: 7 vs. Texas Tech (10/12/19)
Solo Tackles: 5, 4x, last vs. Oklahoma (11/16/19)
Tackles-For-Loss: 1.0 vs. Texas Tech (11/11/17)
PBUs: 2, vs. Texas (11/23/19), at OSU (10/19/19)
Forced Fumbles: 1 at Texas (10/29/16)
Recovered Fumbles: 1, 2x, vs. Texas Tech (10/12/19), at Texas (10/29/16)
Interceptions: 1, vs. West Virginia (10/31)

PLAYER SPOTLIGHTS



84

MARQUES JONES

WR • 6-2 • 211 • SR. • 2L
MCKINNEY, TEXAS (MCKINNEY HS)

Speedy wide receiver and scholar athlete ... Named Baylor's 2018-19 engineering student of the year ... Scored first and last touchdowns of 2018 season for Baylor including the game-winner vs. Vanderbilt in Texas Bowl ... Has played in 35 career games with 11 starts ... 2018 Gerald Lage Academic Achievement Award from Big 12 ... 2019, 2018 and 2017 Academic All-Big 12 first team ... Completed a 4.0 GPA in Electrical and Computer Engineering for spring 2019 ... Earned a scholarship at the end of 2018 fall camp.

2019 (Senior): First Team Academic All-Big 12 ... appeared in 10-of-13 games on the season for the Bears ... made his third start of the season at Kansas (11/30) and hauled in his first catch of the year, a 19-yd reception ... made back-to-back appearances at K-State (10/5) and vs. Iowa State (9/28) but did not record a stat ... made his second-straight start of the season at receiver vs. UTSA (9/7) ... started at wide receiver in the season opener vs. SFA (8/31), did not record a stat.

M. JONES CAREER STATISTICS

| RECEIVING | | | | | | |
|---------------|--------------|-----------|------------|-------------|----------|---------------------------|
| YEAR | G/GS | REC | YD | AVG | TD | LP/OPPONENT |
| 2015 | | | redshirt | | | |
| 2016 | 0/0 | 0 | 0 | 0.0 | 0 | -- |
| 2017 | 12/1 | 3 | 35 | 11.7 | 0 | 14/Texas |
| 2018 | 13/7 | 21 | 242 | 11.5 | 2 | 52/Vanderbilt (TD) |
| 2019 | 10/3 | 1 | 19 | 19.0 | 0 | 19/Kansas |
| CAREER | 35/11 | 25 | 296 | 11.8 | 2 | 52/Vanderbilt (TD) |

CAREER BESTS

Receptions: 3, 3x, at Iowa State (11/10/18), at Oklahoma (9/29/18), vs. Duke (9/15/18)
Receiving Yards: 52 vs. Vanderbilt (12/27/18)
Touchdowns: 1, vs. Vanderbilt (12/27/18); vs. ACU (9/1/18)
Longest Reception: 52 vs. Vanderbilt (12/27/18)
100-Yard Games: Season (0); Career (0)
200-Yard Games: Season (0); Career (0)



9

JAMES LOCKHART

DE • 6-2 • 263 • SR. • 1L
ENNIS, TEXAS (TEXAS A&M)

Fifth-year senior leader on the defensive line ... 2019 All-Big 12 honorable mention ... hailed by coaching staff for having best spring of all defensive linemen, named Most Improved Defensive Player in the spring ... Has played in 42 career games with 15 starts ... 2018 Big 12 All-Academic second team honoree ... Transfer from Texas A&M enrolled at Baylor in January 2017 ... Redshirted the 2017 season and retained two years of eligibility ... Played in 16 games in his career at Texas A&M ... earned bachelor's degree in May 2019 ... pursuing master's degree in sport pedagogy

2019 (RS Senior - Baylor): Second Team Academic All-Big 12 ... All-Big 12 honorable mention ... has started at defensive end in all 13 games on the season ... in his 13th start of the season vs. OU in the Big 12 title game (12/7), had 3 tackles (2 solo) and 1.0 sack for 8 yards ... made his 12th start of the year at Kansas (11/30) but did not record a stat ... finished with 2 tackles, 0.5 TFL, 0.5 sacks, 1 QB hurry vs. Texas (11/23) ... had 3 tackles (1 solo) vs. Oklahoma (11/16) ... tallied a career-best 5 tackles at TCU (11/9), including a half TFL ... collected 1 tackle and 1 QB hurry vs. WVU (10/31) ... had 2 tackles at OSU (10/19) ... finished with a half sack and 1 tackle at K-State (10/5) ... tallied 2 tackles, 1.0 sack, 1.0 TFL in the Bears' victory over ISU (9/28), also forced a fumble on the Cyclones' final drive to solidify the win for the Bears ... collected a season-best 4 tackles (3 solo), with 2.0 TFL, including his first sack of the year, 1 fumble recovery and 1 pass break up and 2 QB hurries as the Bears won a defensive battle at Rice (9/21) ... collected 3 tackles (1 solo) in

the victory over UTSA (9/7) ... in the season opener vs. SFA (8/31), collected 1 solo tackle, a TFL for 6 yards in the victory.

LOCKHART CAREER STATISTICS

| DEFENSIVE | | | | | | | | | | |
|---------------|--------------|-----------|-----------|-----------|----------------|---------------|------------|----------|------------|--|
| YEAR | G/GS | UT | AT | TT | TFL-YD | QBS-YD | FF/FR | QBH | INT-YD | |
| 2015 (A&M) | 4/0 | 1 | 3 | 4 | 0-0 | 0-0 | 0/0 | 0 | 0-0 | |
| 2016 (A&M) | 12/0 | 7 | 4 | 11 | 1.0-5 | 0-0 | 0/0 | 0 | 0-0 | |
| 2017 (BU) | | | | | redshirt | | | | | |
| 2018 (BU) | 13/2 | 7 | 4 | 11 | 3.0-7 | 1.0-5 | 0/0 | 2 | 0-0 | |
| 2019 (BU) | 13/13 | 15 | 14 | 29 | 7.5-37 | 5.0-26 | 1/1 | 6 | 0-0 | |
| CAREER | 42/15 | 30 | 25 | 55 | 11.5-49 | 6.0-31 | 1/1 | 8 | 0-0 | |

CAREER BESTS

Tackles: 5, at TCU (11/9/19)
Solo Tackles: 4 vs. ACU (9/1/18)
Tackles-For-Loss: 2.0 at Rice (9/21/19)
Sacks: 1.0, 5x, vs. OU (12/7/19), vs. Texas Tech (10/12/19), vs. ISU (9/28/19), at Rice (9/21/19), vs. ACU (9/1/18)
QB Hurries: 2, 2x, last vs. Iowa State (9/28/19)



7

JOHN LOVETT

RB • 6-0 • 212 • JR. • 2L
BURLINGTON, N.J. (CHEROKEE HS)

Physical, attacking running back ... Paul Hornung Award Watch List ... led Baylor in rushing during 2017-18 seasons ... Lovett became the 39th Baylor player in program history to rush for 1,000 yards ... Has 1,655 yards rushing in his career, good for 20th-most in program history ... Voted single-digit number by teammates in 2017, 2018 and 2019.

2019 (Junior): In his 7th start of the year in the Big 12 title game vs. OU (12/7), rushed for 19 yards on 3 carries ... made his 6th start of the year at Kansas (11/3), carrying the ball twice for 30 yards in the victory ... in his 5th start of the season vs. Texas (11/23), rushed 9 times for 51 yards and 1 TD, also had 1 reception for 3 yards ... made his 4th start of the season vs. Oklahoma (11/16), rushed once for 5 yards and made a season-high 2 receptions for 34 yards ... carried the ball 8 times for 37 yards and had 1 reception for 3 at TCU (11/9) ... had 12 carries for 49 yards and 1 reception for 8 yards vs. WVU (10/31) ... rushed 7 times for 57 yards and 1 TD and had 1 reception for 3 yards at OSU (10/19) ... had 17 carries for 77 yards, also returned 1 kick for 14 yards, tallying 91 all-purpose yards vs. Texas Tech (10/12) ... rushed for 74 yards on 7 carries for 2 TDs, a season-best, including a season-high 46-yd TD scamper at K-State (10/5) ... had 12 carries for 52 yards and returned one kick for 25 yards vs. ISU (9/28) ... earned his first start of the season at Rice (9/21), rushing for 9 yards on 5 carries, also returned 1 kick for 20 yards ... rushed 9 times for 69 yards, a long of 19, also hauled in one pass for 13 yards vs. UTSA (9/7) ... rushed for 100+ yards for the fourth time in his career in the season opener vs. SFA (8/31), finished with a team-high 108 yards on 8 carries with a long of 38, averaged 13.5 yards per carry and 1 TD.

LOVETT CAREER STATISTICS

| RUSHING | | | | | | | |
|---------------|--------------|------------|-------------|------------|-----------|----------------------------------|--|
| YEAR | G/GS | ATT | YD | AVG | TD | LP/OPPONENT | |
| 2017 | 11/4 | 98 | 445 | 4.5 | 5 | 74/at Kansas State (TD) | |
| 2018 | 12/3 | 109 | 573 | 5.3 | 6 | 75/vs. OSU (TD) | |
| 2019 | 13/7 | 100 | 637 | 6.4 | 5 | 46/at K-State (TD) | |
| CAREER | 36/14 | 307 | 1655 | 5.4 | 16 | 75/vs. OSU (TD) (11/3/18) | |

| RECEIVING | | | | | | | |
|---------------|--------------|-----------|------------|------------|----------|-----------------------|--|
| YEAR | G/GS | REC | YD | AVG | TD | LP/OPPONENT | |
| 2017 | 11/4 | 7 | 20 | 2.9 | 0 | 6/ISU | |
| 2018 | 12/3 | 5 | 48 | 9.6 | 0 | 10/Kansas | |
| 2019 | 13/7 | 7 | 64 | 9.1 | 0 | 13/UTSA | |
| CAREER | 36/14 | 19 | 132 | 6.9 | 0 | 13/UTSA (2019) | |

PLAYER SPOTLIGHTS

KICK RETURNS

| YEAR | G/GS | NO | YD | AVG | TD | LP/OPPONENT |
|---------------|--------------|-----------|------------|-------------|----------|------------------|
| 2017 | 11/4 | 7 | 125 | 17.9 | 0 | 33 |
| 2018 | 12/3 | 1 | 14 | 14.0 | 0 | 14/ACU |
| 2019 | 13/7 | 5 | 104 | 20.8 | 0 | 26/UTSA |
| CAREER | 36/14 | 13 | 243 | 18.7 | 0 | 33 (2017) |

CAREER BESTS

RUSHING

Attempts: 28 vs. Texas Tech (11/24/18)
Yards: 125 vs. Texas Tech (11/24/18)
Touchdowns: 3 vs. ACU (9/1/18)
Longest Rush: 75 vs. OSU (11/3/18) (TD)
100-Yard Games: Season (1); Career (4) vs. SFA (8/31/19), vs. Texas Tech (11/24/18), vs. OSU (11/3/18), vs. ACU (9/1/18)
200-Yard Games: Season (0); Career (0)

RECEIVING

Receptions: 3 vs. UTSA (9/9/17)
Receiving Yards: 18, at West Virginia (10/25/18)
Touchdowns: --
Longest Reception: 6 vs. ISU (11/18/17)
100-Yard Games: Season (0); Career (0)
200-Yard Games: Season (0); Career (0)

DEFENSE

Tackles: 11 at TCU (11/9/19)
Solo Tackles: 9 at Texas (10/13/18)
Tackles-For-Loss: 2.0, 2x, vs. Oklahoma (11/16/19), vs. Vanderbilt (12/27/18)
Interception: 1, 2x, at Kansas (11/30/19), vs. SFA (8/31/19), vs. Texas Tech (11/24/18)
PBU's: 2 vs. Liberty (9/2/17); at Oklahoma State (10/14/17)
Sacks: 1.5, vs. Oklahoma (11/16/19), at TCU (11/9/19)
Blocked Kick: 1 vs. SFA (8/31/19)

CAREER BESTS

RECEIVING

Receptions: 7 vs. Texas Tech (11/11/17)
Receiving Yards: 110 at TCU (11/24/17)
Longest Reception: 57 at ISU (10/11/16)
Touchdowns: 1, four times, last at TCU (11/24/17)
100-Yard Games: Season (1); Career (1)
200-Yard Games: Season (0); Career (0)

RUSHING

Attempts: 6 at Oklahoma (11/12/16)
Yards: 58 at Oklahoma (11/12/16)
Touchdowns: --
Longest Rush: 21 at Oklahoma (11/12/16)
100-Yard Games: Season (0); Career (0)



2
BLAKE LYNCH
LB • 6-3 • 225 • SR. • 3L
GILMER, TEXAS (GILMER HS)

One of the most multi-talented players in the country ... 2019 All-Big 12 honorable mention ... Has made 31 career starts at five different positions (corner, linebacker, safety, wide receiver, running back) ... has started all 13 games in 2019 at SLB ... started at safety once and linebacker nine times in 2018 ... played both corner and wide receiver in 2017, making starts at both positions ... Saw action at both running back and receiver in 2016 ... has also seen game action at wildcat quarterback in his career ... 2019 Preseason All-Big 12 second team selection (Phil Steele) ... Former prep All-American ... Served on mission trip to Brazil during summer 2017 ... Earned his undergraduate degree in December 2018.

2019 (Senior): All-Big 12 honorable mention ... started all 13 games at SLB ... had 7 tackles (4 solo) vs. OU in the Big 12 title game (12/7) ... hauled in his second interception of the season and had 2 tackles at Kansas (11/30) ... collected 5 tackles (4 solo) and had 1 QB hurry vs. Texas (11/23) ... had 7 tackles (4 solo), along with 1.5 sacks for the second-straight game, tying a career high, also tied his career high with 2.0 TFL, had first forced fumble of his career and 1 QB hurry vs. Oklahoma (11/16) ... collected a career-high 11 tackles (8 solo) along with 1.5 sacks, 1.5 TFL at TCU (11/9) ... finished with 5 tackles (3 solo) with 1.0 TFL and 1 pass breakup and 1 fumble recovery, his first of the year vs. WVU (10/31) ... tallied 4 tackles (2 solo) with a half TFL at OSU (10/19) ... had a season-high 7 tackles with 1.5 TFL, a half sack and 1 QB hurry vs. Texas Tech (10/12) ... collected a season-high 7 tackles (5 solo), good for second-best on the team, along with 1.5 TFL, also a season-best at K-State (10/5) ... made three tackles against Iowa State (9/28) ... finished with a season-high 4 tackles (2 solo) at Rice (9/21) ... tallied his second career sack vs. UTSA (9/7), finished with 2 total tackles in the victory ... in the season opener vs. SFA (8/31), hauled in his second-career interception, collected 2 tackles (1 solo), a half TFL, 1 pass breakup and blocked the first kick of his career, a punt in the first quarter.



93
JAMES LYNCH
DT • 6-4 • 295 • JR. • 2L
ROUND ROCK, TEXAS (ROUND ROCK HS)

2019 First Team All-American (Walter Camp, USA Today, The Athletic, FWA, ESPN, Sporting News, AFCA) ... 2019 Second Team All-American (Sports Illustrated) ... 2019 Big 12 Defensive Player of the Year (Coaches, AP, Waco Tribune) ... 2019 Big 12 Defensive Lineman of the Year (Coaches) ... 2019 First Team All-Big 12 (Coaches, AP, Waco Tribune) ... 2019 Texas College Player of the Year (DCTF) ... 2019 Postseason All-Texas Team (DCTF ... Finalist for the Hendricks Award ... 2019 Preseason All-Big 12 first team (Athlon, Lindy's, Phil Steele, Media) ... 2019 DCTF All-Texas College first team ... Named to the watch lists for the Bednarik Award and Outland Trophy ... Career totals of 32.5 TFL and 21.0 sacks lead the Baylor roster ... 21.0 career sacks sets the new Baylor career mark for sacks (previously, 17.5, Shawn Oakman (2013-15) ... 12.5 sacks over the 2019 season are the most in school history ... 2018 All-Big 12 second team selection (coaches) ... 2018 AP All-Big 12 first team ... 2018 Waco Tribune-Herald All-Big 12 first team ... 2018 Academic All-Big 12 second team honoree ... 2017 ESPN Freshman All-American.

2019 (Junior): First Team All-American (Walter Camp, USA Today, The Athletic, FWA, ESPN, Sporting News, AFCA), Second Team All-American (Sports Illustrated), 2019 Big 12 Defensive Player of the Year (Coaches, AP, Waco Tribune), Defensive Lineman of the Year (Coaches), First Team All-Big 12 (Coaches, AP, Waco Tribune), Texas College Player of the Year (DCTF), Postseason All-Texas Team (DCTF) ... as started all 13 games on the year at defensive end ... in his 13th start of the year vs. OU in the Big 12 title game (12/7), had 5 tackles (4 solo) and 3.0 TFL including 2.0 sacks, 1 forced fumble and 1 QB hurry, his 5th multi-sack performance of the season ... made his 12th start of the year at Kansas (11/30) and had 2 solo tackles ... against Texas (11/23) finished with 2 tackles, 2.0 TFL, 1 QB hurry, 1 pass breakup and his 2.0 sacks pushed him over the top and he now is the new Baylor record holder in career sacks with 19.0, giving him Big 12 Defensive Player of the Week honors (Nov. 25) ... collected 3 tackles, 1 forced fumble and 1 fumble recovery, his second of the year, also had 2 QB hurries and 1 pass breakup vs. Oklahoma (11/16) ... had a season-high 6 tackles (1 solo) along with 1.5 TFL, 1 pass breakup and 2 QB hurries at TCU (11/9) ... collected 2 tackles and 1 QB hurry vs. WVU (10/31) ... tallied 2 tackles and blocked an extra point at OSU (10/19) ... followed up his 3.0 sack performance at K-State with a 2.5 sack day vs. Texas Tech (10/12), also had 3.0 TFL, 4 total tackles, 1 QB hurry and 1 pass breakup ... had a career day at K-State (10/5), tallied a career-best 3.0 sacks, 4.0 TFL, 5 total tackles and his first-career forced fumble that was recovered by the Bears, his 3.0 sacks is a new Baylor record for sacks in a Big 12 contest and the Bears tied their Big 12 record with 6.0 sacks in a conference game, earned Chuck Bednarik Award National Player of the Week honors ... collected 2 tackles, 1.0 TFL, recovered his first fumble since 2017 to secure the Bears' victory over Iowa State (9/28), also blocked an

B. LYNCH CAREER STATISTICS

DEFENSIVE

| YEAR | G/GS | UT | AT | TT | TFL-YD | QBS-YD | FF/FR | PBU | INT-YD |
|---------------|--------------|-----------|-----------|------------|----------------|---------------|------------|-----------|-------------|
| 2015 | | | | redshirt | | | | | |
| 2016 | 11/3 | 1 | 0 | 1 | 0-0 | 0-0 | 0/0 | 0 | 0-0 |
| 2017 | 12/5 | 13 | 5 | 18 | 0-0 | 0-0 | 0/0 | 6 | 0-0 |
| 2018 | 13/10 | 31 | 16 | 47 | 4.0-18 | 1.5-5 | 0/1 | 2 | 1-15 |
| 2019 | 13/13 | 42 | 24 | 66 | 9.5-37 | 4.5-29 | 1/1 | 3 | 2-35 |
| CAREER | 49/31 | 87 | 45 | 132 | 13.5-55 | 6.0-34 | 1/2 | 11 | 3-50 |

PLAYER SPOTLIGHTS

ISU field goal attempt, his first of the season and second of his career ... had a career-high 2.0 sacks for 15 yards along with 2 tackles (2 solo) at Rice (9/21) ... collected 2 QB hurries and 2 tackles in a victory over UTSA (9/7) ... in the season opener had his first sack of the season for six yards, tied career-best with 2 QB hurries, finished with 2 tackles (one solo) and 1.5 TFL vs. SFA (8/31).

J. LYNCH CAREER STATISTICS

| DEFENSIVE | | | | | | | | | | |
|---------------|--------------|-----------|-----------|-----------|-----------------|-----------------|------------|-----------|----------|------------|
| YEAR | G/GS | UT | AT | TT | TFL-YD | QBS-YD | FF/FR | QBH | INT | YD |
| 2017 | 11/0 | 15 | 5 | 20 | 5.0-21 | 3.0-18 | 0/1 | 0 | 0 | 0-0 |
| 2018 | 13/13 | 24 | 16 | 40 | 9.0-58 | 5.5-45 | 0/0 | 6 | 0 | 0-0 |
| 2019 | 13/13 | 22 | 17 | 39 | 18.5-93 | 12.5-77 | 3/2 | 13 | 0 | 0-0 |
| CAREER | 37/26 | 61 | 38 | 99 | 32.5-172 | 21.0-140 | 3/3 | 19 | 0 | 0-0 |

CAREER BESTS

Tackles: 7 at TCU (11/24/17)
Solo Tackles: 5 at TCU (11/24/17)
Tackles-For-Loss: 4.0 at K-State (10/5/19)
Sacks: 3.0 at K-State (10/5/19)
Forced Fumbles: 1, 3x, vs. Oklahoma (12/7/19), vs. Oklahoma (11/16/19), at K-State (10/5/19)
Fumbles Recovered: 1, 3x, vs. Oklahoma (11/16/19), vs. Iowa State (9/28/19), at Kansas (11/4/17)
QB Hurries: 2, 4x, vs. Oklahoma (11/16/19), at TCU (11/9/19), vs. SFA (8/31/19), vs. Duke (9/15/18)
Pass Breakups: 1, 7x, last vs. Texas (11/23/19)
Blocked Kick: 1, 3x, at OSU (10/19/19), vs. Iowa State (9/28/19), at West Virginia (10/25/18)



46

ROSS MATISCIK

LS/LB • 6-0 • 235 • SR. • 3L
 MCKINNEY, TEXAS (MCKINNEY BOYD HS)

Dependable longsnapper for punts and place kicks, has also seen time as a backup MLB ... 2019 Preseason All-Big 12 second team (Phil Steele) ... has played in 51 career games ... nominated for 2019 Patrick Mannely Award for best senior long snapper ... 2016 and 2017 Academic All-Big 12 second team ... graduated with a degree in supply chain management in August 2018.

2018 (Junior): Appeared in all 13 games so far on the season, snapping in all and playing special teams in all, playing as a backup linebacker as well ... had 3 tackles (1 solo) vs. OU in the Big 12 title game (12/7) ... collected a season-best 4 tackles (3 solo, tying career best) and had a fumble recovery (first of the year) on a fumbled punt at Kansas (11/30) ... had a season-high 2 tackles, with his first-career sack, first-career TFL vs. Texas (11/23) ... Collected 1 tackle vs. Oklahoma (11/16) ... Had 1 tackle at TCU (11/9) ... Also had solo tackles at OSU (10/19) and vs. Iowa State (9/28).

MATISCIK CAREER STATISTICS

| DEFENSIVE | | | | | | | | | | |
|---------------|-------------|-----------|-----------|-----------|--------------|--------------|------------|----------|----------|------------|
| YEAR | G/GS | UT | AT | TT | TFL-YD | QBS-YD | FF/FR | PBU | INT | YD |
| 2015 | | | | | | | | | | redshirt |
| 2016 | 13/0 | 1 | 0 | 1 | 0-0 | 0-0 | 0/1 | 0 | 0 | 0-0 |
| 2017 | 12/0 | 3 | 1 | 4 | 0-0 | 0-0 | 1/1 | 0 | 0 | 0-0 |
| 2018 | 13/2 | 7 | 4 | 11 | 0-0 | 0-0 | 0/0 | 0 | 0 | 0-0 |
| 2019 | 13/0 | 8 | 5 | 13 | 1.0-1 | 1.0-1 | 0/1 | 0 | 0 | 0-0 |
| CAREER | 51/2 | 19 | 10 | 29 | 1.0-1 | 1.0-1 | 1/3 | 0 | 0 | 0-0 |

CAREER BESTS

Tackles: 5 vs. ACU (9/1/2018)
Solo Tackles: 3, 2x, at Kansas (11/30/19), vs. ACU (9/1/2018)
Tackles-For-Loss: 1.0 vs. Texas (11/23/19)
Sacks: 1.0 vs. Texas (11/23/19)



95

JOHN MAYERS

K • 5-10 • 184 • R-FR. • RS
 FLOWER MOUND, TEXAS (MARCUS HS)

2019 (RS-Freshman): In the Big 12 title game vs. OU (12/7), tied his career-high with 3 made field goals (3-for-3) with a long of 44 yards, also was 2-for-2 in extra points ... tied his career-high in extra points made as he was 7-for-7 at Kansas (11/30), also hit 2 field goals, two 23 yarders and rugby punted once for 39 yards, accounted for a career-high 13 points ... against Texas (11/23) made a 24-yd field goal attempt and was 3-for-3 in extra points ... hit 1 field goal, a 28-yarder, was 4-for-4 in extra points and punted once vs. Oklahoma (11/16) ... nailed a career-long 51 yard field goal, the longest field goal by a Bear since 2013 to tie the game with 36 seconds remaining in the fourth quarter, sending it to overtime, one of three field goals (36-yarder, 24-yarder) he nailed on the day (including all 9 points in regulation) at TCU (11/9), also hit two extra points in the overtime period, accounting for 11 of the Bears' 29 points in the victory, earning him Big 12 Special Teams Player of the Week honors (Nov. 11) ... hit a 36-yd field goal with 10:19 left in the fourth quarter that proved to be the difference in the Bears' 17-14 victory over WVU (10/31), was also 2-for-2 in extra points .. was 6-for-6 in extra points and added 1 field goal, a 28-yarder at OSU (10/19) ... had his first multi-field goal performance vs. Texas Tech (10/12), including nailing a 19-yd attempt as regulation expired to tie the game and send it into overtime, also made a field goal of 37 yards and was 3-for-3 in extra points, earning him Big 12 Special Teams Player of the Week (Oct. 14) for the second time this season ... was 4-for-4 in extra points at K-State (10/5) ... kicked the eventual game-winning field goal with 21 seconds left vs. Iowa State (9/28), a 38-yarder, his first-career made field goal, also was 2-for-2 in extra points, earning him Big 12 Special Teams Player of the Week honors (Sept. 30) ... finished 3-for-3 in extra points vs. Rice (9/21), missed first career field goal attempt from 37 yards ... was 7-for-7 in extra points vs. UTSA (9/7), a new career best ... was 6-for-6 in extra points in the season opener vs. SFA (8/31), did not attempt a field goal.

MAYERS CAREER STATISTICS

| PLACE-KICKING | | | | | | |
|---------------|-----------|--------------|--------------|--------------|-------------|------------|
| YEAR | G | PAT-A | PCT | FG-A | PCT | TP |
| 2018 | 1 | 3-3 | 1.000 | 0-0 | -- | 3 |
| 2019 | 13 | 51-51 | 1.000 | 16-19 | 84.2 | 99 |
| CAREER | 14 | 54-54 | 1.000 | 16-19 | 84.2 | 102 |

CAREER BESTS

Longest FG: 51 yards, at TCU (11/9/19)
Most FGs: 3, vs. Oklahoma (12/7/19), at TCU (11/9/19)
Most PATs: 7, 2x, at Kansas (11/30/19), vs. UTSA (9/7/19)
Most Points: 13 at Kansas (11/30/19)



3

CHRIS MILLER

S • 6-0 • 191 • SR. • 3L
 FRISCO, TEXAS (LONE STAR HS)

Returning starter at safety ... has played in 43 career games with 24 starts ... 2019 Second Team All-Big 12 ... 2018 Big 12 honorable mention ... Voted into single-digit jersey by teammates for 2017, 2018 and 2019 seasons

2019 (Senior): Second Team All-Big 12 ... started 11 games on the year at safety ... in his 11th start of the year vs. OU in the Big 12 title game (12/7), tied for the team lead with 13 tackles (6 solo), also tied a career high and had 1 pass break up ... made his 10th start of the year at Kansas (11/30), but did not record a stat ... finished with 5 tackles (4 solo) vs. Texas (11/23) ... tallied a career-best 13 tackles (11 solo also a career best), along with 1 forced fumble and 1 pass breakup vs. Oklahoma (11/16) ... collected 6 tackles, a season-high vs. WVU (10/31) ... had 4 tackles at OSU (10/19) ... after missing the first half vs. Texas Tech (10/12) due to a targeting penalty from the K-State game, he collected 4 tackles (3 solo) in the victory ... finished with 3 tackles and forced a fumble for the first time this season at K-State (10/5) ... collected 5 tackles (all solo) in a victory over ISU (9/28) ... had 5 tackles (3 solo) with 1.0 TFL at Rice (9/21) ... finished tied for second on the team

PLAYER SPOTLIGHTS

with 5 tackles (2 solo) in the victory over UTSA (9/7) ... in the season opener SFA (8/31), making 5 tackles (4 solo), tied for second-most on the team, with 0.5 TFL.

C. MILLER CAREER STATISTICS

| DEFENSIVE | | | | | | | | | |
|---------------|--------------|------------|-----------|------------|---------------|--------------|------------|----------|------------|
| YEAR | G/GS | UT | AT | TT | TFL-YD | QBS-YD | FF/FR | PBU | INT-YD |
| 2016 | 8/0 | 4 | 2 | 6 | 0-0 | 0-0 | 0/0 | 0 | 0-0 |
| 2017 | 11/1 | 15 | 13 | 28 | 0-0 | 0-0 | 0/1 | 2 | 0-0 |
| 2018 | 12/12 | 50 | 17 | 67 | 1.5-9 | 1.0-9 | 1/1 | 2 | 0-0 |
| 2019 | 12/11 | 47 | 21 | 68 | 1.5-3 | 0-0 | 2/0 | 2 | 0-0 |
| CAREER | 43/24 | 116 | 53 | 169 | 3.0-12 | 1.0-9 | 3/2 | 6 | 0-0 |

CAREER BESTS

Tackles: 13, vs. Oklahoma (12/7/19), vs. Oklahoma (11/16/19)
Solo Tackles: 11 vs. Oklahoma (11/16/19)
Tackles-For-Loss: 1.0 2x, at Rice (9/21/19), vs. OSU (11/3/18)
Interceptions: 1.0 vs. OSU (11/3/18)
Forced Fumbles: 1, 3x, vs. Oklahoma (11/16/19), at K-State (10/5/19), vs. K-State (10/6/18)
Fumble Recoveries: 1, twice, last vs. K-State (10/6/18)
Pass Breakups: 1, 6x, vs. Oklahoma (12/7/19), vs. Oklahoma (11/16/19), vs. Vanderbilt (12/27/18), vs. Duke (9/15/18), at OSU(10/14/17); at TCU (11/24/17)



5 DENZEL MIMS

WR • 6-3 • 215 • SR. • 3L
 DAINGERFIELD, TEXAS (DAINGERFIELD HS)

One of the top returning receivers in the Big 12 Conference ... 2019 First Team All-Big 12 ... ranks 6th on Baylor's career receiving yards list (2,850) ... Ranks 5th in Baylor history with 181 career receptions ... Ranks tied for 5th in BU history with 27 receiving touchdowns in his career ... 11 career 100-yard receiving games ... 2019 First Team All-Big 12 ... Pre-season All-Big 12 second team (Athlon, Phil Steele) ... DCTF All-Texas College first team ... three time Biletnikoff Award Watch List honoree ... Earned a single digit jersey in Aug. 2019 ... Only player nationally to score at least 8 TDs in the last three seasons.

2019 (Senior): First Team All-Big 12 ... as started all 13 games this season at wide receiver ... did not record a catch in Big 12 title game vs. OU (12/7) ... finished with 4 receptions for 53 yards and a long of 25 at Kansas (11/30) ... had his fourth 100+ receiving yard performance of the season, finishing with 125 yards on a season-high 7 receptions and 1 TD vs. Texas (11/23) ... hauled in 6 receptions for 92 yards and 2 TDs vs. Oklahoma (11/16), his fourth multi-TD performance of the year ... had 6 receptions for 57 yards and 2 TDs, his third multi-TD performance of the year, both coming in OT, the first 20-yd pass reception came on 4th down in the 2nd OT period, then followed up with a 4-yd reception in the 3rd OT, the eventual game-winning TD at TCU (11/9) ... finished 1 yard shy of another 100 yard receiving performance when he hauled in 5 catches for 99 yards vs. WVU (10/31) ... had 1 reception for 16 yards at OSU (10/19) ... finished with 3 catches for 65 yards vs. Texas Tech (10/12) ... had 5 receptions for 83 yards with a long of 27 yards at K-State (10/5) ... collected his third-straight 100+ yards receiving performance as he tallied 106 yards on 6 catches with 2 TDs in a victory over ISU (9/28) ... at Rice (9/21) had his second-straight 100+ receiving performance as he collected 102 yards on six receptions with a season-long of 35 yards ... tied his career-best with three receiving touchdowns and had his seventh-career 100+ yard receiving performance as he finished with 101 yards on seven receptions vs. UTSA (9/7), as he was named Big 12 Co-Offensive Player of the Week for his performance ... in the season opener against SFA (8/31), hauled in five passes (tied for the team high) for 46 yards and a long of 21 yards.

MIMS CAREER STATISTICS

| RECEIVING | | | | | | |
|---------------|--------------|------------|--------------|-------------|-----------|--------------------------------|
| YEAR | G/GS | REC | YD | AVG | TD | LP/OPPONENT |
| 2016 | 11/1 | 4 | 24 | 6.0 | 0 | 10/at Rice |
| 2017 | 12/11 | 61 | 1,087 | 17.8 | 8 | 71/Oklahoma (TD) |
| 2018 | 12/10 | 55 | 794 | 14.4 | 8 | 55/ACU |
| 2019 | 13/13 | 61 | 945 | 15.5 | 11 | 46/ISU |
| CAREER | 48/35 | 181 | 2,850 | 15.7 | 27 | 71/Oklahoma (TD) (2017) |

CAREER BESTS

Receptions: 12 vs. Texas Tech (11/11/17)
Receiving Yards: 192 vs. Oklahoma (9/23/17)
Touchdowns: 3, 2x, vs. UTSA (9/7/19) vs. Oklahoma (9/23/17)
Longest Reception: 71 vs. Oklahoma (9/23/17) (TD)
100-Yard Games: Season (4); Career (11) (Last vs. Texas (11/23/19))



15 CHRISTIAN MORGAN

S • 6-1 • 211 • SO. • 1L
 HOUSTON, TEXAS (PORTER HS)

Athletic, rangy safety ... shown a knack for blocking kicks with two in his freshman season ... Enrolled January 2018

2019 (Sophomore): Had 1 tackle vs. OU in the Big 12 title game (12/7) ... at Kansas (11/30) had 2 tackles (1 solo) and was credited with 1 pass breakup ... made an appearance vs. Texas (11/23) but did not record a stat ... had 2 tackles (both solo) vs. Oklahoma (11/16) ... made an appearance at TCU (11/9) but did not record a stat ... finished with 1 tackle vs. WVU (10/31) ... had 2 tackles at OSU (10/19)N ... made appearances vs. Texas Tech (10/5) and vs. ISU (9/28) but did not record a stat ... tallied 3 tackles (1 solo) at Rice (9/21) ... made his season debut vs. UTSA (9/7), did not record a stat ... did not make an appearance in the season opener vs. SFA (8/31) ...

MORGAN CAREER STATISTICS

| DEFENSIVE | | | | | | | | | |
|---------------|-------------|-----------|----------|-----------|--------------|------------|------------|----------|-------------|
| YEAR | G/GS | UT | AT | TT | TFL-YD | QBS-YD | FF/FR | PBU | INT-YD |
| 2018 | 13/3 | 13 | 5 | 18 | 1.5-2 | 0-0 | 1/0 | 1 | 1--2 |
| 2019 | 11/0 | 7 | 4 | 11 | 0-0 | 0-0 | 0/0 | 1 | 0-0 |
| CAREER | 24/3 | 20 | 9 | 29 | 1.5-2 | 0-0 | 1/0 | 2 | 1--2 |

CAREER BESTS

Tackles: 5 at Texas (10/13/18)
Solo Tackles: 4 vs. K-State (10/6/18)
Tackles-For-Loss: 1.0 at West Virginia (10/25/18)
Interceptions: 1 vs. K-State (10/6/18)
Forced Fumbles: 1, at West Virginia (10/25/18)
Fumble Recoveries: --
Pass Breakups: 1, 2x, last at Kansas (11/30/19)
Blocked Punts: 1, 2x, vs. Oklahoma State (11/3/18), vs. Duke (9/15/18)

PLAYER SPOTLIGHTS



98

CHIDI OGBONNAYA

DT • 6-5 • 290 • SO. • 1L
HOUSTON, TEXAS (LANGHAM CREEK HS)

2019 (Sophomore): Has appeared in all 13 games on the season with 1 start ... tied his season and career high with 2 tackles vs. OU in the Big 12 title game (12/7) ... finished with 1 tackle at Kansas (11/30) ... had 1 tackle and 1 pass breakup vs. Texas (11/23) ... made an appearance vs. OU (11/16) but did not record a stat ... made his first career start at NT at TCU (11/9), collecting 1 tackle ... finished with 1 tackle vs. WVU (10/31) ... had his first career forced fumble and 1 sack along with 2 tackles at OSU (10/19) ... collected 1 tackle vs. ISU (9/28) ... tallied 1 tackle at Rice (9/1) ... recorded his first career tackle for loss vs. UTSA (9/7) ... made his season debut in the opener vs. SFA (8/31), but did not record a stat.

OGBONNAYA CAREER STATISTICS

| DEFENSIVE | | | | | | | | | |
|---------------|-------------|-----------|----------|-----------|--------------|--------------|------------|----------|------------|
| YEAR | G/GS | UT | AT | TT | TFL-YD | QBS-YD | FF/FR | QBH | INT-YD |
| 2018 | 10/0 | 3 | 2 | 5 | 0-0 | 0-0 | 0/0 | 0 | 0-0 |
| 2019 | 13/1 | 8 | 2 | 10 | 2.0-7 | 1.0-6 | 1/0 | 0 | 0-0 |
| CAREER | 23/1 | 11 | 4 | 15 | 2.0-7 | 1.0-6 | 1/0 | 0 | 0-0 |

CAREER BESTS

Tackles: 2, 2x, vs. Oklahoma (12/7/19), at Oklahoma State (10/19/19)
Solo Tackles: 2 at Oklahoma State (10/19/19)
Tackles-For-Loss: 1.0, 2x, at Oklahoma State (10/19/19), vs. UTSA (9/7/19)
Sacks: 1.0 at Oklahoma State (10/19/19)
Forced Fumbles: 1 at Oklahoma State (10/19/19)
Fumbles Recovered: N/A
QB Hurries: N/A
Pass Breakups: 1, vs. Texas (11/23/19)



14

CHRIS PLATT

WR • 5-11 • 172 • 6SR. • 4L
WILLIS, TEXAS (WILLIS HS)

Sixth-year senior ultra-fast receiver and returner ... granted sixth year of NCAA eligibility in January 2019 ... Has played in 56 career games with 37 starts ... Tied for 2nd nationally with 56 career games played, behind K'Von Wallace of Clemson with 58 ... Ranks 11th on Baylor's career receiving yards list (1,987) ... Five of 12 career TD catches have been 70 or more yards, four came in 2017 ... Tied with Melvin Bonner (1989-92) for most in BU history in career catches of 70 or more yards with six ... Missed final eight games of 2017 with knee injury ... competed for Baylor track and field squad in 2015, 2017 and 2019 ... Earned All-America honors in 4x400m relay in both 2017 and 2019 ... Helped 4x400m team to Big 12 title in 2017 ... completed undergraduate degree in May 2018.

2019 (6-Yr Senior): In his 11th start of the season vs. OU in the Big 12 title game (12/7), had 1 reception for a season-long 78 yards, his 6th career reception of 70 yards or longer, tying him for first in program history in the category ... made his 10th start of the year at Kansas (11/30) but did not record a stat ... finished with 4 receptions for 66 yards vs. Texas (11/23) ... hauled in 3 receptions for 27 yards vs. Oklahoma (11/16) ... made his eighth start of the year at TCU (11/9) and had 2 receptions for 32 yards, including a big catch in triple OT to set up the eventual game-winning TD at TCU (11/9) ... started his 7th game of the year vs. WVU (10/31), but did not record a stat ... had 1 reception and 1 carry at OSU (10/19) ... finished with 4 receptions for 29 yards vs. Texas Tech (10/12) ... at K-State (10/5) had 1 reception for 12 yards and 1 carry for 2 yards ... had 1 reception for 7 yards vs. ISU (9/28) ... tallied 5 receptions for 85 yards, including a 50-yard TD reception, his longest reception since 2017, also rushed for 5 yards on 1 carry at Rice (9/21) ... recorded 1 catch vs. UTSA (9/7), also rushed for a 15-yd TD, his first score of the year, making him just one of four active players in NCAA Division I to score a TD in five different

seasons (2015-19) ... started the season opener vs. SFA (8/31) at wide receiver, hauling in one reception for 23 yards.

PLATT CAREER STATISTICS

| RECEIVING | | | | | | |
|---------------|--------------|------------|--------------|-------------|-----------|----------------------------------|
| YEAR | G/GS | REC | YD | AVG | TD | LP/OPPONENT |
| 2014 | | | redshirt | | | |
| 2015 | 13/1 | 11 | 155 | 14.1 | 1 | 42/SMU (TD) |
| 2016 | 13/9 | 35 | 567 | 16.2 | 4 | 89/Oklahoma State (TD) |
| 2017 | 4/4 | 16 | 401 | 25.1 | 5 | 79/at Duke (TD) |
| 2018 | 13/12 | 36 | 511 | 14.2 | 1 | 45/at Oklahoma |
| 2019 | 13/11 | 24 | 353 | 14.7 | 1 | 78/Oklahoma |
| CAREER | 56/37 | 122 | 1,987 | 16.3 | 12 | 89/Oklahoma St. 2016 (TD) |

KICK RETURNS

| YEAR | G/GS | NO | YD | AVG | TD | LP/OPPONENT |
|---------------|--------------|-----------|------------|-------------|----------|--------------------------------|
| 2014 | | | redshirt | | | |
| 2015 | 13/1 | 13 | 359 | 27.6 | 0 | 84/West Virginia |
| 2016 | 13/9 | 0 | 0 | 0.0 | 0 | -- |
| 2017 | 4/4 | 2 | 24 | 12.0 | 0 | 14/Liberty |
| 2018 | 13/12 | 2 | 47 | 23.5 | 0 | 24/West Virginia |
| 2019 | 13/11 | 0 | 0 | 0 | 0 | -- |
| CAREER | 56/37 | 17 | 430 | 25.3 | 0 | 84/West Virginia (2015) |

PUNT RETURNS

| YEAR | G/GS | NO | YD | AVG | TD | LP/OPPONENT |
|---------------|--------------|----------|------------|--------------|----------|-------------|
| 2014 | | | redshirt | | | |
| 2015 | 13/1 | 0 | 0 | 0.0 | 0 | -- |
| 2016 | 13/9 | 0 | 0 | 0.0 | 0 | -- |
| 2017 | 4/4 | 0 | 0 | 0.0 | 0 | -- |
| 2018 | 13/12 | 2 | -24 | -12.0 | 0 | -- |
| 2019 | 13/11 | 0 | 0 | 0.0 | 0 | -- |
| CAREER | 56/37 | 2 | -24 | -12.0 | 0 | -- |

RUSHING

| YEAR | G/GS | ATT | YD | AVG | TD | LP/OPPONENT |
|---------------|--------------|-----------|-----------|------------|----------|-----------------------|
| 2015 | 13/1 | 0 | 0 | 0.0 | 0 | -- |
| 2016 | 13/9 | 1 | 8 | 8.0 | 0 | 8/Kansas |
| 2017 | 4/4 | 4 | 36 | 9.0 | 0 | 26/UTSA |
| 2018 | 13/12 | 2 | 31 | 15.5 | 0 | 19/Kansas |
| 2019 | 12/11 | 4 | 19 | 4.8 | 1 | 15/UTSA |
| CAREER | 56/37 | 11 | 94 | 8.5 | 1 | 26/UTSA (2017) |

CAREER BESTS

Receptions: 6 vs. Boise State (12/27/16)
Receiving Yards: 148 at Duke (9/16/17)
Longest Reception: 89 vs. Oklahoma State (9/24/16) (TD)
Touchdowns: 2 vs. Oklahoma State (9/24/16); vs. Liberty (9/2/17); at Duke (9/16/17)
100-Yard Games: Season (0); Career (4) (Last vs. Texas Tech, 2018)



43

ISSAC POWER

P • 6-1 • 200 • R-FR. • RS
CASTLE ROCK, COLO. (PONDEROSA HS)

2019 (RS Freshman): First Team Academic All-Big 12 ... punted a season-high 8 times for a career-best 310 total yards, average of 38.8 per punt with a long of 49, 2 downed within the 20 yard line vs. OU in the Big 12 title game (12/7) ... punted 4 times for 206 yards, average of 51.5 yards per punt (career best) with a long of 57 yards, 2 over 50 yards on the day and 1 downed within the 20 yard line at Kansas (11/30) ... against Texas (11/23) punted 5 times for 228 yards, average of 45.6, a career-best, flipping the field with 3 of the 5 punts downed within the 10 yard line, 2 within the 5 yard line and 1 punt over 50 yards (52 yards) ... had 4 punts for 159 yards (39.8 average) with 1 downed inside the 20 and 1 punt for 50+ yards vs. OU (11/16) ... punted 4 times for 161 yards and a long of 43 yards, with 1 downed inside the 20 at TCU (11/9) ... had 7 punts for 255 yards (36.4 average) with a long of 48 yards and 3 downed inside the 20 vs. WVU (10/31) ... punted 4 times for 173 yards, average of 43.2 with a long of 59 with 1 downed within the 20 at OSU (10/19) ... Against Texas Tech (10/12), punted five times for 164 yards (32.8 yards

PLAYER SPOTLIGHTS

per punt), with 2 downed within the 20 ... at K-State (10/5) punted 6 times for 192 yards as he fought the wind with a long of 46 and 1 downed within the 20 yard line ... against Iowa State (9/28) had 6 punts for 261 yards, an average of 43.5 yards and a long of 50 with 3 downed within the 20 yard line ... at Rice (9/21), punted 3 times for 107 yards (35.7 average) ... vs. UTSA (9/7) punted 3 times for 131 total yards, average of 43.67 per punt with a career-best long of 51 yards, with 1 downed within the 20 yard line ... in the opener vs. SFA (8/31), punted four times for 146 yards, average of 38.6 yards per punt with a career-long punt of 50 yards.

| POWER CAREER STATISTICS | | | | | | | |
|-------------------------|-----------|-----------|-------------|-------------|----------|-----------|-------------------------|
| PUNTING | | | | | | | |
| YEAR | G | NO | YDS | AVG | 50+ | IN20 | LP/OPPONENT |
| 2018 | 1 | 1 | 47 | 47 | - | - | 47 vs. Vanderbilt |
| 2019 | 13 | 62 | 2439 | 39.3 | 7 | 19 | 59 at OSU |
| CAREER | 14 | 63 | 2486 | 39.5 | 7 | 19 | 59 at OSU (2019) |

CAREER BESTS

PUNTING
 Punts: 8, vs. Oklahoma (12/7/19)
 Punting Yards: 310 vs. Oklahoma (12/7/19)
 Longest Punt: 59 at OSU (10/19/19)



99
NOAH RAUSCHENBERG
 K • 6-1 • 203 • FR. • HS
 TULSA, OKLA. (UNION HS)

2019 (Freshman): Boasts a touchback percentage of 60.4 percent on the year (32-of-53) ... averaged 60.5 yards per kickoff on the season ... missed the Rice, Iowa State, K-State, OSU, West Virginia contests due to injury ... kicked off 6 times for 273 yards, average of 45.5 with 3 touchbacks vs. OU in the Big 12 title game (12/7) ... kicked off a career-best 10 times for 570 yards, average of 57.0 yards per kick with 5 touchbacks at Kansas (11/30) ... kicked off 5 times for 5 touchbacks, 325 total yards, average of 65.0 per kick vs. Texas (11/23) ... kicked off 6 times for 362 yards, average of 60.3 yard per kick with 2 touchbacks vs. Oklahoma (11/16) ... kicked off 4 times for 260 yards, average of 65.0 yard per kick with 2 touchbacks at TCU (11/9) ... against Texas Tech (10/12) kicked off 4 times for 249 total yards (62.2 yards per kick), also attempted his first career field goal, a 55 yarder that was missed ... vs. UTSA (9/7) kicked off nine times for 581 yards, with 7 touchbacks, also made two extra points ... in his collegiate debut vs. SFA (8/31), kicked off 9 times for 8 touchbacks, 585 yards (65.0 yards per kick), along with nailing 2 extra points.

RAUSCHENBERG CAREER STATISTICS

| PLACE-KICKING | | | | | | |
|---------------|---|-------|-------|------|------|----|
| YEAR | G | PAT-A | PCT | FG-A | PCT | TP |
| 2019 | 8 | 4-4 | 100.0 | 0-1 | 0.00 | 4 |

CAREER BESTS

Most PATs: 2, 2x, vs. UTSA (9/7/19), vs. SFA (8/31/19)
Most Points: 2, 2x, vs. UTSA (9/7/19), vs. SFA (8/31/19)
Most Kickoffs: 10 at Kansas (11/30/19)
Most Touchbacks: 8 vs. SFA (8/31/19)



99
BRAVVION ROY
 DT • 6-1 • 333 • SR. • 3L
 SPRING, TEXAS (SPRING HS)

Senior defensive tackle, one of the strongest players on the team ... Has played in 47 games with 27 starts in his career ... 2019 First Team All-Big 12 (Coaches, AP, Waco Tribune) ... 2019 Postseason All-Texas College Team (DCTF) ... 2019 Preseason All-Big 12 (Athlon, Phil Steele)

2019 (Senior): First Team All-Big 12 (Coaches, AP, Waco Tribune), 2019 Postseason All-Texas College Team (DCTF) ... started 12 of 13 games on the season ... in the Big 12 title game vs. OU (12/7) had 5 tackles (2 solo) with 1.5 TFL ... tied for the team high with 4 tackles (all solo), 2 TFL and 1.0 sacks at Kansas (11/30) ... collected 2 tackles (both solo) vs. Texas (11/23) ... tallied a season high and tied his career high with 8 total tackles on the day (4 solo, also tying a career best), had 1.0 sack, 1.0 TFL vs. Oklahoma (11/16) ... missed his first start of the year at TCU (11/9), but entered the game and collected 5 tackles, had a half sack and 2 QB hurries ... had 2 tackles, including 1.0 TFL, along with blocking the potential game-tying field goal by WVU with 3:33 left in the fourth quarter, his first blocked kick of 2019, 2nd of his career vs. WVU (10/31), earning him Big 12 Special Teams Player of the Week honors ... finished with a season-best 7 tackles and tied his career-best with 4 solo tackles, along with 1.0 sack, 1 TFL at OSU (10/19) ... had 3 tackles (1 solo), one half TFL and 2 QB hurries vs. Texas Tech (10/12) ... at K-State (10/5) collected 5 total tackles, including a career-high 3.5 TFL and a half sack, combined with teammate James Lynch to become the first BU teammates in Big 12 history to record 3.5 TFL or more in a Big 12 game ... against Iowa State (9/28), finished with 3 tackles, including 1.0 TFL and a half sack, was also credited with 1 QB hurry ... at Rice (9/21), collected 5 tackles (4 solo) and forced a fumble, the first of his career that was recovered by the Bears in the victory (9/21) ... vs. UTSA (9/7), finished with 1 tackle and 1 QBH ... started the season opener vs. SFA (8/31) at nose tackle, led the team with 6 total tackles (4 solo), also was credited with 1 QBH.

ROY CAREER STATISTICS

| DEFENSIVE | | | | | | | | | | |
|---------------|--------------|-----------|-----------|------------|----------------|---------------|------------|----------|------------|--|
| YEAR | G/GS | UT | AT | TT | TFL-YD | QBS-YD | FF/FR | QBH | INT-YD | |
| 2016 | 9/1 | 5 | 2 | 7 | 0-0 | 0-0 | 0/0 | 1 | 0-0 | |
| 2017 | 12/4 | 16 | 15 | 31 | 3-0-4 | 0-5-0 | 0/0 | 0 | 0-0 | |
| 2018 | 13/11 | 15 | 19 | 34 | 3-0-7 | 1-5-4 | 0/0 | 0 | 0-0 | |
| 2019 | 13/12 | 32 | 24 | 56 | 12-0-44 | 4-5-27 | 1/0 | 7 | 0-0 | |
| CAREER | 47/27 | 68 | 60 | 128 | 18-0-55 | 6-5-31 | 1/0 | 8 | 0-0 | |

CAREER BESTS

Tackles: 8, 2x, vs. Oklahoma (11/16/19), at Duke (9/16/17)
Solo Tackles: 4, 4x, vs. Oklahoma (11/16/19), at OSU (10/19/19), at K-State (10/5/19), at Texas (10/13/18)
Tackles for loss: 3.5 at K-State (10/5/19)
Sacks: 1.5 vs. OSU (11/3/18)
QB Hurries: 2, at TCU (11/9/19)
Forced Fumbles: 1 at Rice (9/21/19)
Fumbles Recovered: --
Safeties: 1 at TCU (11/24/17)
Blocked Kicks: 1, 2x, last vs. West Virginia (10/31/19)

PLAYER SPOTLIGHTS



13

RJ SNEED

WR • 6-1 • 200 • SO. • RS
CYPRESS, TEXAS (CYPRESS RANCH HS)

2019 (Sophomore): In the Big 12 title game vs. OU (12/7) had 1 reception for 5 yards ... had 1 reception for 5 yards at Kansas (11/30) ... had 2 receptions for 21 yards vs. Texas (11/23) ... in his ninth start of the year, hauled in 3 receptions for 34 yards vs. Oklahoma (11/16) ... started his eighth game of the year at TCU (11/9), making 2 receptions for 15 yards ... in his seventh start of the year vs. WVU (10/31), had 4 receptions for 41 yards with a long of 15 and had 1 rushing attempt and 2 punt returns ... made his sixth start of the year at OSU (10/19), had 2 receptions for 9 yards ... in his fifth start of the year vs. Texas Tech (10/12), had a career-best 6 receptions for 84 yards, also a new career best ... made his fourth start of the season at K-State (10/5), collected a career-long reception for 38 yards, one of 2 on the day as he finished with 52 receiving yards ... hauled in 4 receptions for 30 yards, including a long of 20 yards vs. Iowa State (9/28) ... finished with 3 receptions for 24 yards and a long of 15 yards at Rice (9/21) ... had 3 catches for 40 yards vs. UTSA (9/7) ... had a career performance in the season opener vs. SFA (8/31), averaging scoring a career-high 2 touchdowns on a career-best 5 receptions for 57 yards, including a career-long 21-yard TD reception.

SNEED CAREER STATISTICS

RECEIVING

| YEAR | G/GS | REC | YD | AVG | TD | LP/OPPONENT |
|---------------|--------------|-----------|------------|-------------|----------|-----------------------------|
| 2017 | 7/1 | 5 | 53 | 10.6 | 0 | 19/vs. West Virginia |
| 2018 | 3/0 | 1 | 4 | 4.0 | 0 | 0/0 |
| 2019 | 13/9 | 37 | 412 | 11.1 | 2 | 38/at K-State |
| CAREER | 23/10 | 43 | 469 | 10.9 | 2 | 38/at K-State (2019) |

PUNT RETURNS

| YEAR | G/GS | NO | YD | AVG | TD | LP/OPPONENT |
|---------------|--------------|----------|------------|-------------|----------|-------------------------|
| 2017 | 7/1 | 1 | -10 | -10.0 | 0 | |
| 2018 | 3/0 | 1 | -3 | -3.0 | 0 | |
| 2019 | 13/9 | 3 | -15 | -5.0 | 0 | vs. SFA (8/31) |
| CAREER | 23/10 | 5 | -28 | -5.6 | 0 | 1/vs. SFA (2019) |

ALL-PURPOSE

| YEAR | G/GS | RUSH | RCV | PR | KR | TOTAL | AVG/G |
|---------------|--------------|-----------|------------|------------|----------|------------|-------------|
| 2017 | 7/1 | 0 | 53 | -10 | 0 | 43 | 6.1 |
| 2018 | 3/0 | 0 | 0 | -3 | 0 | -3 | -1.5 |
| 2019 | 13/9 | -5 | 412 | -15 | 0 | 392 | 32.7 |
| CAREER | 23/10 | -5 | 469 | -28 | 0 | 436 | 19.8 |



13

RALEIGH TEXADA

CB • 5-10 • 180 • JR. • 1L
FRISCO, TEXAS (CENTENNIAL HS)

Speedy corner with coverage skills ... 2019 Preseason All-Big 12 (Phil Steele) ... four PBU in 2018 was second on team ... 2018 All-Big 12 honorable mention selection (coaches) ... Competed as a sprinter on the Baylor track and field team in 2018 and 2019

2019 (Junior): Has started all 13 games at corner ... did not record a stat vs. Oklahoma in the Big 12 title game (12/7) ... had 2 tackles, including 1.0 TFL at Kansas (11/30) ... finished with 4 tackles (all solo) and 1.0 TFL, his first of the season, vs. Texas (11/23) ... tallied 3 tackles (all solo) and 1 pass breakup vs. Oklahoma (11/16) ... collected 2 tackles (both solo) at TCU (11/9) ... finished with 2 tackles vs. WVU (10/31) ... had 3 tackles at OSU (10/19) ... finished with a season-high 7 tackles (all solo) vs. Texas Tech (10/12) ... had 6 tackles (5 solo) and was credited with 1 pass breakup at K-State (10/5) ... collected a season-high 5 tackles (4 solo) vs. Iowa State (9/28) ... finished with 4 tackles, along with 2 pass breakups at Rice (9/21) ... helped the defense hold UTSA (9/7) to just 14 points,

recorded 1 pass breakup ... started the season opener vs. SFA (8/31) at corner, collected 1 tackle on the day.

TEXADA CAREER STATISTICS

DEFENSIVE

| YEAR | G/GS | UT | AT | TT | TFL-YD | OBS-YD | FF/FR | PD | INT-YD |
|---------------|--------------|-----------|-----------|-----------|---------------|------------|------------|-----------|------------|
| 2016 | | | | | | | | | |
| | | | | redshirt | | | | | |
| 2017 | 3/0 | 2 | 0 | 2 | 0-0 | 0-0 | 0/0 | 0 | 0-0 |
| 2018 | 13/6 | 23 | 8 | 30 | 1.0-2 | 0-0 | 1/0 | 6 | 2-0 |
| 2019 | 13/13 | 36 | 3 | 39 | 2.0-9 | 0-0 | 0/0 | 5 | 0-0 |
| CAREER | 29/19 | 62 | 11 | 73 | 3.0-11 | 0-0 | 1/0 | 11 | 2-0 |

CAREER BESTS

Tackles: 9 vs. OSU (11/3/18)

Solo Tackles: 7 vs. Texas Tech (10/12/19)

Tackles for loss: 1.0, 3x, at Kansas (11/30/19), vs. Texas (11/23/19), at West Virginia (10/25/18)

Interceptions: 1, twice, vs. Texas Tech (11/24/18), at Texas (10/13/18)

Pass Breakups: 2, at Rice (9/21/19)

Sacks: --

Forced Fumbles: 1, at Iowa State (11/10/18)

Fumbles Recovered: --



81

TYQUAN THORNTON

WR • 6-3 • 176 • SO. • 1L
MIAMI, FLA. (BOOKER T. WASHINGTON HS)

2019 (Sophomore): All-Big 12 honorable mention ... had 2 receptions for 69 yards, long of 51, vs. OU in the Big 12 title game (12/7) .. at Kansas (11/30) hauled in 4 receptions for 69 yards and 1 TD on a 51-yd reception, his second longest of the season ... started his ninth game of the season vs. Texas (11/23) but did not record a stat ... made his eighth start of the year vs. Oklahoma (11/16), making 1 reception for 1 yard ... in his seventh start of the year, tallied 3 receptions for 19 yards at TCU (11/9) ... made his sixth start of the year vs. WVU (10/31), hauling in 5 receptions for 86 yards with a long of 43 yards at a key moment in the fourth quarter to extend a drive and solidify the game for the Bears ... in his fifth start of the year at OSU (10/19), had 96 yards on 2 receptions, including a career-long of 78 yards, the third-longest pass play in program history to not result in a touchdown ... made his fourth start of the year vs. Texas Tech (10/12), collecting 4 receptions for 83 yards, including a long of 41 yards ... hauled in his third TD of the season, finishing with 4 receptions for 92 yards at K-State (10/5) ... had a career night vs. Iowa State (9/28), recording his first career 100+ yard passing performance with 141 yards on a career-best 11 receptions, tying for 15th most in Baylor history in a single game, also had 1 TD reception ... hauled in 3 receptions, including a career-long of 44 yards at Rice (9/21) ... caught one pass for 16-yd pass vs. UTSA (9/7) ... caught his first touchdown pass of the year, a 9-yd reception, his only catch of the day vs. SFA (8/31).

THORNTON CAREER STATISTICS

RECEIVING

| YEAR | G/GS | REC | YD | AVG | TD | LP/OPPONENT |
|---------------|--------------|-----------|-------------|-------------|----------|-------------------------|
| 2018 | 13/2 | 20 | 354 | 17.7 | 3 | 41/Texas Tech |
| 2019 | 13/10 | 39 | 682 | 17.5 | 4 | 78/at OSU |
| CAREER | 26/12 | 59 | 1036 | 17.6 | 7 | 78/at OSU (2019) |

RUSHING

| YEAR | G/GS | ATT | YD | AVG | TD | LP/OPPONENT |
|---------------|--------------|----------|----------|------------|----------|-------------|
| 2018 | 13/2 | 2 | 2 | 1.0 | 0 | 3/ACU |
| 2019 | 13/10 | 0 | 0 | 0.0 | 0 | -- |
| CAREER | 26/12 | 2 | 2 | 1.0 | 0 | -- |

KICK RETURNS

| YEAR | G/GS | NO | YD | AVG | TD | LP/OPPONENT |
|---------------|--------------|----------|-----------|-------------|----------|----------------------|
| 2018 | 13/2 | 5 | 83 | 16.6 | 0 | 26/ACU |
| 2019 | 13/10 | 0 | 0 | 0.0 | 0 | 0/0 |
| CAREER | 26/12 | 5 | 83 | 16/6 | 0 | 26/ACU (2018) |

PLAYER SPOTLIGHTS

CAREER BESTS

Receptions: 11 vs. Iowa State (9/28/19)
Receiving Yards: 141 vs. Iowa State (9/28/19)
Touchdowns: 1, 6x, last at K-State (10/5/19)
Longest Reception: 78 yards at OSU (10/19/19)
100-Yard Games: 1 vs. Iowa State (9/28/19)
200-Yard Games: --



38
JORDAN WILLIAMS
LB • 6-0 • 223 • SR. • 3L
PARIS, TEXAS (PARIS HS)

Returning starter at WILL linebacker ... has played in 51 games with 25 starts ... 119 career tackles entering 2019 ... completed undergraduate degree in December 2018 ... Was named a season-long team captain, along with OL Sam Tecklenburg.

2019 (Senior): Appeared in all 12 games on the season, starting 10 of them ... tallied a season-high 13 tackles (8 solo) with 1.0 TFL and 1 INT vs. OU in the Big 12 title game (12/7) ... collected 2 tackles (1 solo) at Kansas (11/30) ... tallied 8 tackles (5 solo) with a half TFL, half sack vs. Texas (11/23) ... collected 9 tackles (2 solo) with 1.0 TFL, half a sack and 1 pass breakup vs. Oklahoma (11/16) ... had a season-high 11 tackles with 1.5 TFL at TCU (11/9) ... collected 5 tackles (2 solo) along with 1.5 TFL, 1 QB hurry and 1 pass breakup vs. WVU (10/31) ... tallied 5 tackles (4 solo) at OSU, along with 1 forced fumble and 1 fumble recovery, the first fumble recovery of his career ... had a season-high 9 tackles vs. Texas Tech (10/12), along with 1.5 TFL and his second INT of the season, along with 1 pass breakup ... collected two tackles (both solo) along with 1.0 TFL and forced his first fumble of the season and first since 2017 at K-State (10/5) ... earned his first start of the year vs. Iowa State (9/28), collected his first career interception and a career-high 3 pass breakups, also finished second on the team with 6 total tackles, a half TFL, half sack ... tallied 3 tackles (2 solo) at Rice (9/21) ... finished tied for second on the team with 5 tackles vs. UTSA (9/7), was also credited with 1 pass breakup ... collected 3 solo tackles in the season opener vs. SFA (8/31).

J. WILLIAMS CAREER STATISTICS

| DEFENSIVE | | | | | | | | | |
|---------------|--------------|------------|-----------|------------|----------------|---------------|------------|----------|-------------|
| YEAR | G/GS | UT | AT | TT | TFL-YD | QBS-YD | FF/FR | QBH | INT-YD |
| 2015 | | | | | | | | | |
| | | | | redshirt | | | | | |
| 2016 | 13/1 | 20 | 9 | 29 | 3.0-9 | 1.0-3 | 1/0 | 0 | 0-0 |
| 2017 | 12/3 | 24 | 14 | 38 | 3.0-10 | 1.0-6 | 1/0 | 0 | 0-0 |
| 2018 | 13/11 | 28 | 24 | 52 | 4.0-10 | 0-0 | 0/0 | 2 | 0-0 |
| 2019 | 13/10 | 41 | 40 | 81 | 8.5-22 | 1.5-8 | 2/1 | 1 | 3-21 |
| CAREER | 51/25 | 113 | 87 | 200 | 18.5-51 | 3.5-17 | 4/1 | 3 | 3-21 |

CAREER BESTS

Tackles: 14 at Oklahoma (11/12/16)
Solo Tackles: 9 at Oklahoma (11/12/16)
Tackles-For-Loss: 2.0 vs. Kansas (10/15/16)
Sacks: 1.0 vs. Kansas (10/15/16); vs. Texas Tech (11/11/17)
Forced Fumbles: 1, 3x, at OSU (10/19/19), at West Virginia (12/3/16); vs. Texas Tech (11/11/17)
Fumbles Recovered: 1 at OSU (10/19/19)
Interceptions: 1, 3x, vs. Oklahoma (12/7/19), vs. Texas Tech (10/12/19), vs. Iowa State (9/28/19)
Pass Breakups: 3 vs. Iowa State (9/28/19)
QB Hurry: 1, 3x, last vs. West Virginia (10/31/19)



22
JT WOODS
S • 6-2 • 190 • SO. • 1L
SAN ANTONIO, TEXAS (STEELE HS)

Enrolled January 2018 ... competed in the 110m hurdles on the Baylor track and field team in 2019 ... named to the spring 2018 Big 12 Commissioner's Honor Roll.

2019 (Sophomore): Had 1 tackle vs. OU in the Big 12 title game (12/7) ... collected 3 tackles (all solo) with 1 fumble recovery on a fumbled punt at Kansas (11/30) ... had 2 tackles (both solo) vs. Texas (11/23) ... made an appearance vs. Oklahoma (11/16) but did not record a stat ... making his fifth-straight start at TCU (11/9), collected 5 tackles ... in his fourth-straight start vs. WVU (10/31), had 2 tackles ... in his third-straight start had a career-high 6 tackles (all solo) at OSU (10/19) ... made his second-straight start vs. Texas Tech (10/12), collecting 4 tackles (3 solo) in the victory ... made his first career start at K-State (10/5), tallied a career-high 5 tackles (4 solo) along with 1.0 TFL and 1 fumble recovery, his second of the year ... finished with 2 tackles vs. Iowa State (9/28) ... had 1 tackle at Rice (9/21) ... recovered a fumble vs. UTSA (9/7), also made 2 tackles ... made 2 tackles (1 solo) and was credited with 1 QB hurry in the season opener vs. SFA (8/31).

WOODS CAREER STATISTICS

| DEFENSIVE | | | | | | | | | |
|---------------|-------------|-----------|-----------|-----------|---------------|---------------|------------|----------|------------|
| YEAR | G/GS | UT | AT | TT | TFL-YD | QBS-YD | FF/FR | PBU | INT-YD |
| 2018 | 13/0 | 13 | 5 | 18 | 1.0-11 | 1.0-11 | 0/0 | 2 | 0-0 |
| 2019 | 13/5 | 26 | 9 | 35 | 1-0-1 | 0-0 | 0/3 | 0 | 0-0 |
| CAREER | 26/5 | 39 | 14 | 53 | 2.0-12 | 1.0-11 | 0/3 | 2 | 0-0 |

CAREER BESTS

Tackles: 6 at Oklahoma State (10/19/19)
Solo Tackles: 6 at Oklahoma State (10/19/19)
Tackles-For-Loss: 1.0, 2x, at K-State (10/5/19), vs. Kansas (9/22/18)
Sacks: 1 vs. Kansas (9/22/18)
Pass Breakups: 1, twice, last at Oklahoma (9/29/18)
QB Hurry: 1 vs. SFA (8/31/19)
Recovered Fumbles: 1, 2x, at K-State (10/5/19), vs. UTSA (9/7/19)
Interceptions: --
Forced Fumbles: --

BAYLOR FOOTBALL 2019

OVERALL: 11-2 (HOME 6-1, ROAD 5-0, NEUTRAL 0-1) | BIG 12 CONFERENCE: 8-1 (HOME 4-1, ROAD 4-0, NEUTRAL 0-0)

RESULTS 11-2 (8-1 BIG 12)

| DATE | OPPONENT | RESULT | SCORE | ATTEND. | AP RANK | TV |
|----------|-------------------|---------|-------|---------|---------|-------|
| Aug. 31 | STEPHEN F. AUSTIN | W | 56-17 | 43,013 | — — | ESPN+ |
| Sept. 7 | UTSA | W | 63-14 | 40,274 | — — | FSN |
| Sept. 21 | at Rice | W | 21-13 | 20,198 | — — | CBSSN |
| Sept. 28 | IOWA STATE | W | 23-21 | 42,359 | — — | ESPN |
| Oct. 5 | at Kansas State | W | 31-12 | 50,448 | — — | ESPN2 |
| Oct. 12 | TEXAS TECH | W (2ot) | 33-30 | 47,264 | 22 — | FS1 |
| Oct. 19 | at Oklahoma State | W | 45-27 | 55,060 | 18 — | FOX |
| Oct. 31 | WEST VIRGINIA | W | 17-14 | 46,379 | 12 — | ESPN |
| Nov. 9 | at TCU | W (3ot) | 29-23 | 45,870 | 11 — | FS1 |
| Nov. 16 | OKLAHOMA | L | 31-34 | 50,223 | 12 10 | ABC |
| Nov. 23 | TEXAS | W | 24-10 | 49,109 | 13 — | FS1 |
| Nov. 30 | at Kansas | W | 61-6 | 22,531 | 11 — | ESPN |
| Dec. 7 | vs. Oklahoma | L (ot) | 23-30 | 65,191 | 8 6 | ABC |

TEAM STATISTICS

| | BAYLOR | OPPONENTS |
|--------------------------------|--------------|-------------|
| SCORING | 457 | 251 |
| Points Per Game | 35.2 | 19.3 |
| Points Off Turnovers | 84 | 12 |
| FIRST DOWNS | 287 | 264 |
| Rushing | 121 | 105 |
| Passing | 139 | 139 |
| Penalty | 27 | 20 |
| RUSHING YARDAGE | 2269 | 1870 |
| Yards gained rushing | 2599 | 2296 |
| Yards lost rushing | 330 | 426 |
| Rushing Attempts | 476 | 507 |
| Average Per Rush | 4.8 | 3.7 |
| Average Per Game | 174.5 | 143.8 |
| TDs Rushing | 34 | 15 |
| PASSING YARDAGE | 3337 | 2796 |
| Comp-Att-Int | 249-394-6 | 272-455-17 |
| Average Per Pass | 8.5 | 6.1 |
| Average Per Catch | 13.4 | 10.3 |
| Average Per Game | 256.7 | 215.1 |
| TDs Passing | 23 | 13 |
| TOTAL OFFENSE | 5606 | 4666 |
| Total Plays | 870 | 962 |
| Average Per Play | 6.4 | 4.9 |
| Average Per Game | 431.2 | 358.9 |
| KICK RETURNS: #-Yards | 23-459 | 36-689 |
| PUNT RETURNS: #-Yards | 13-108 | 9-51 |
| INT RETURNS: #-Yards | 17-250 | 6-35 |
| KICK RETURN AVERAGE | 20.0 | 19.1 |
| PUNT RETURN AVERAGE | 8.3 | 5.7 |
| INT RETURN AVERAGE | 14.7 | 5.8 |
| FUMBLES-LOST | 21-10 | 24-13 |
| PENALTIES-Yards | 81-688 | 80-781 |
| Average Per Game | 52.9 | 60.1 |
| PUNTS-Yards | 65-2555 | 75-3078 |
| Average Per Punt | 39.3 | 41.0 |
| Net punt average | 38.2 | 39.6 |
| KICKOFFS-Yards | 82-4872 | 51-3095 |
| Average Per Kick | 59.4 | 60.7 |
| Net kick average | 38.8 | 39.4 |
| TIME OF POSSESSION/Game | 28:23 | 31:37 |
| 3RD-DOWN Conversions | 67/162 | 85/216 |
| 3rd-Down Pct | 41% | 39% |
| 4TH-DOWN Conversions | 6/12 | 14/25 |
| 4th-Down Pct | 50% | 56% |
| SACKS BY-Yards | 43-243 | 35-219 |
| MISC YARDS | 57 | 0 |
| TOUCHDOWNS SCORED | 59 | 29 |
| FIELD GOALS-ATTEMPTS | 16-20 | 17-22 |
| ON-SIDE KICKS | 0-0 | 0-1 |
| RED-ZONE SCORES | (51-57) 89% | (38-46) 83% |
| RED-ZONE TOUCHDOWNS | (37-57) 65% | (23-46) 50% |
| PAT-ATTEMPTS | (55-55) 100% | (26-27) 96% |
| ATTENDANCE | 318621 | 194107 |
| Games/Avg Per Game | 7/45517 | 5/38821 |
| Neutral Site Games | | 1/65191 |

| SCORE BY QUARTERS | 1st | 2nd | 3rd | 4th | OT | Total |
|-------------------|-----|-----|-----|-----|----|-------|
| Baylor | 84 | 129 | 114 | 97 | 33 | 457 |
| Opponents | 35 | 29 | 64 | 92 | 31 | 251 |

RUSHING

| | GP | ATT. | GAIN | LOSS | NET | AVG. | TD | LONG | YPG |
|-----------------------|-----------|------------|-------------|------------|-------------|------------|-----------|-----------|--------------|
| Lovett, John | 13 | 100 | 655 | 18 | 637 | 6.4 | 5 | 46 | 49.0 |
| Hasty, JaMycal | 13 | 101 | 633 | 19 | 614 | 6.1 | 7 | 73 | 47.2 |
| Brewer, Charlie | 13 | 138 | 545 | 208 | 337 | 2.4 | 10 | 26 | 25.9 |
| Bohanon, Gerry | 9 | 42 | 294 | 22 | 272 | 6.5 | 3 | 38 | 30.2 |
| Ebner, Trestan | 13 | 48 | 252 | 25 | 227 | 4.7 | 3 | 55 | 17.5 |
| Jones, Qualan | 4 | 13 | 108 | 5 | 103 | 7.9 | 2 | 61 | 25.8 |
| Smith, Abram | 13 | 8 | 39 | 4 | 35 | 4.4 | 1 | 15 | 2.7 |
| Fleeks, Josh | 13 | 8 | 24 | 1 | 23 | 2.9 | 1 | 8 | 1.8 |
| Platt, Chris | 13 | 4 | 22 | 3 | 19 | 4.8 | 1 | 15 | 1.5 |
| Clarke, Jacoby | 1 | 2 | 7 | 0 | 7 | 3.5 | 0 | 4 | 7.0 |
| McGuire, Garret | 3 | 1 | 6 | 0 | 6 | 6.0 | 0 | 6 | 2.0 |
| White, Jonah | 1 | 1 | 2 | 0 | 2 | 2.0 | 0 | 2 | 2.0 |
| Bullard, Koby | 13 | 1 | 1 | 0 | 1 | 1.0 | 0 | 1 | 0.1 |
| TM | 1 | 1 | 0 | 2 | -2 | -2.0 | 0 | 0 | -2.0 |
| Team | 3 | 1 | 0 | 2 | -2 | -2.0 | 0 | 0 | -0.7 |
| Sneed, R.J. | 13 | 1 | 0 | 5 | -5 | -5.0 | 0 | 0 | -0.4 |
| Zeno, Jacob | 2 | 6 | 11 | 16 | -5 | -0.8 | 1 | 6 | -2.5 |
| Total..... | 13 | 476 | 2599 | 330 | 2269 | 4.8 | 34 | 73 | 174.5 |
| Opponents..... | 13 | 507 | 2296 | 426 | 1870 | 3.7 | 15 | 68 | 143.8 |

PASSING

| | G | EFF | CMP-ATT-I | PCT | YDS | TD | LONG | AVG/G |
|-----------------------|-----------|---------------|-------------------|-------------|-------------|-----------|-----------|--------------|
| Brewer, Charlie | 13 | 151.95 | 227-348-6 | 65.2 | 2950 | 20 | 78 | 226.9 |
| Bohanon, Gerry | 9 | 109.19 | 17-36-0 | 47.2 | 187 | 2 | 38 | 20.8 |
| Zeno, Jacob | 2 | 278.89 | 5-9-0 | 55.6 | 200 | 1 | 81 | 100.0 |
| Atkinson, Jared | 13 | 0.00 | 0-1-0 | 0.0 | 0 | 0 | 0 | 0.0 |
| Sneed, R.J. | 13 | 0.00 | 0-0-0 | 0.0 | 0 | 0 | 0 | 0.0 |
| Total..... | 13 | 150.56 | 249-394-6 | 63.2 | 3337 | 23 | 81 | 256.7 |
| Opponents..... | 13 | 113.35 | 272-455-17 | 59.8 | 2796 | 13 | 83 | 215.1 |

RECEIVING

| | G | NO | YDS | AVG | TD | LONG | AVG/G |
|-----------------------|-----------|------------|-------------|-------------|-----------|-----------|--------------|
| Mims, Denzel | 13 | 61 | 945 | 15.5 | 11 | 46 | 72.7 |
| Thornton, Tyquan | 13 | 41 | 744 | 18.1 | 5 | 78 | 57.2 |
| Sneed, R.J. | 13 | 38 | 417 | 11.0 | 3 | 38 | 32.1 |
| Platt, Chris | 13 | 24 | 353 | 14.7 | 1 | 78 | 27.2 |
| Fleeks, Josh | 13 | 23 | 251 | 10.9 | 1 | 64 | 19.3 |
| Hasty, JaMycal | 13 | 22 | 173 | 7.9 | 0 | 63 | 13.3 |
| Ebner, Trestan | 13 | 17 | 247 | 14.5 | 2 | 81 | 19.0 |
| Atkinson, Jared | 13 | 7 | 77 | 11.0 | 0 | 16 | 5.9 |
| Lovett, John | 13 | 7 | 64 | 9.1 | 0 | 24 | 4.9 |
| Henle, Christoph | 13 | 3 | 26 | 8.7 | 0 | 11 | 2.0 |
| Sims, Ben | 8 | 2 | 5 | 2.5 | 0 | 5 | 0.6 |
| Jones, Marques | 10 | 1 | 19 | 19.0 | 0 | 19 | 1.9 |
| Bullard, Koby | 13 | 1 | 8 | 8.0 | 0 | 8 | 0.6 |
| Morrison, Russell | 13 | 1 | 6 | 6.0 | 0 | 6 | 0.5 |
| Baucum, Davis | 2 | 1 | 2 | 2.0 | 0 | 2 | 1.0 |
| Total..... | 13 | 249 | 3337 | 13.4 | 23 | 81 | 256.7 |
| Opponents..... | 13 | 272 | 2796 | 10.3 | 13 | 83 | 215.1 |

TOTAL OFFENSE

| | G | PLAYS | RUSH | PASS | TOTAL | AVG/G |
|-----------------------|-----------|------------|-------------|-------------|-------------|--------------|
| Brewer, Charlie | 13 | 486 | 337 | 2950 | 3287 | 252.8 |
| Lovett, John | 13 | 100 | 637 | 0 | 637 | 49.0 |
| Hasty, JaMycal | 13 | 101 | 614 | 0 | 614 | 47.2 |
| Bohanon, Gerry | 9 | 78 | 272 | 187 | 459 | 51.0 |
| Ebner, Trestan | 13 | 48 | 227 | 0 | 227 | 17.5 |
| Zeno, Jacob | 2 | 15 | -5 | 200 | 195 | 97.5 |
| Jones, Qualan | 4 | 13 | 103 | 0 | 103 | 25.8 |
| Smith, Abram | 13 | 8 | 35 | 0 | 35 | 2.7 |
| Fleeks, Josh | 13 | 8 | 23 | 0 | 23 | 1.8 |
| Platt, Chris | 13 | 4 | 19 | 0 | 19 | 1.5 |
| Clarke, Jacoby | 1 | 2 | 7 | 0 | 7 | 7.0 |
| McGuire, Garret | 3 | 1 | 6 | 0 | 6 | 2.0 |
| White, Jonah | 1 | 1 | 2 | 0 | 2 | 2.0 |
| Bullard, Koby | 13 | 1 | 1 | 0 | 1 | 0.1 |
| TM | 1 | 1 | -2 | 0 | -2 | -2.0 |
| Team | 3 | 1 | -2 | 0 | -2 | -0.7 |
| Sneed, R.J. | 13 | 1 | -5 | 0 | -5 | -0.4 |
| Total..... | 13 | 870 | 2269 | 3337 | 5606 | 431.2 |
| Opponents..... | 13 | 962 | 1870 | 2796 | 4666 | 358.9 |

BAYLOR FOOTBALL 2019

OVERALL: 11-2 (HOME 6-1, ROAD 5-0, NEUTRAL 0-1) | BIG 12 CONFERENCE: 8-1 (HOME 4-1, ROAD 4-0, NEUTRAL 0-0)

SCORING

| | TD | FGS | PATs | | | | | SAF | PTS |
|-----------------------|-----------|--------------|--------------|------------|----------|------------|----------|----------|------------|
| | | | KICK | RUSH | RCV | PASS | DXP | | |
| Mayers, John | 0 | 16-19 | 51-51 | 0-0 | 0 | 0-0 | 0 | 0 | 99 |
| Mims, Denzel | 11 | 0-0 | 0-0 | 0-0 | 0 | 0-0 | 0 | 0 | 66 |
| Brewer, Charlie | 10 | 0-0 | 0-0 | 0-0 | 0 | 0-1 | 0 | 0 | 60 |
| Hasty, JaMycal | 7 | 0-0 | 0-0 | 0-0 | 0 | 0-0 | 0 | 0 | 42 |
| Ebner, Trestan | 5 | 0-0 | 0-0 | 0-0 | 0 | 0-0 | 0 | 0 | 30 |
| Thornton, Tyquan | 5 | 0-0 | 0-0 | 0-0 | 0 | 0-0 | 0 | 0 | 30 |
| Lovett, John | 5 | 0-0 | 0-0 | 0-0 | 0 | 0-0 | 0 | 0 | 30 |
| Sneed, R.J. | 3 | 0-0 | 0-0 | 0-0 | 0 | 0-0 | 0 | 0 | 18 |
| Bohanon, Gerry | 3 | 0-0 | 0-0 | 0-0 | 0 | 0-0 | 0 | 0 | 18 |
| Platt, Chris | 2 | 0-0 | 0-0 | 0-0 | 0 | 0-0 | 0 | 0 | 12 |
| Jones, Qualan | 2 | 0-0 | 0-0 | 0-0 | 0 | 0-0 | 0 | 0 | 12 |
| Fleeks, Josh | 2 | 0-0 | 0-0 | 0-0 | 0 | 0-0 | 0 | 0 | 12 |
| Smith, Abram | 1 | 0-0 | 0-0 | 0-0 | 0 | 0-0 | 0 | 0 | 6 |
| Zeno, Jacob | 1 | 0-0 | 0-0 | 0-0 | 0 | 0-0 | 0 | 0 | 6 |
| Arnold, Grayland | 1 | 0-0 | 0-0 | 0-0 | 0 | 0-0 | 0 | 0 | 6 |
| Bernard, Terrel | 1 | 0-0 | 0-0 | 0-0 | 0 | 0-0 | 0 | 0 | 6 |
| Rauschenberg, Noah | 0 | 0-1 | 4-4 | 0-0 | 0 | 0-0 | 0 | 0 | 4 |
| Team | 0 | 0-0 | 0-0 | 0-2 | 0 | 0-0 | 0 | 0 | 0 |
| Total..... | 59 | 16-20 | 55-55 | 0-2 | 0 | 0-1 | 0 | 0 | 457 |
| Opponents..... | 29 | 17-22 | 26-27 | 0-2 | 0 | 0-0 | 0 | 0 | 251 |

PUNT RETURNS

| | NO | YDS | AVG | TD | LONG |
|-----------------------|-----------|------------|------------|----------|-----------|
| Arnold, Grayland | 10 | 123 | 12.3 | 1 | 73 |
| Sneed, R.J. | 3 | -15 | -5.0 | 0 | 1 |
| Total..... | 13 | 108 | 8.3 | 1 | 73 |
| Opponents..... | 9 | 51 | 5.7 | 0 | 22 |

KICK RETURNS

| | NO | YDS | AVG | TD | LONG |
|-----------------------|-----------|------------|-------------|----------|-----------|
| Fleeks, Josh | 10 | 229 | 22.9 | 0 | 60 |
| Hasty, JaMycal | 6 | 118 | 19.7 | 0 | 29 |
| Lovett, John | 5 | 104 | 20.8 | 0 | 26 |
| Slinker, Trystan | 1 | -4 | -4.0 | 0 | 0 |
| Ebner, Trestan | 1 | 12 | 12.0 | 0 | 12 |
| Total..... | 23 | 459 | 20.0 | 0 | 60 |
| Opponents..... | 36 | 689 | 19.1 | 1 | 95 |

INTERCEPTIONS

| | NO | YDS | AVG | TD | LONG |
|-----------------------|-----------|------------|-------------|----------|-----------|
| Arnold, Grayland | 6 | 118 | 19.7 | 0 | 71 |
| Williams, Jordan | 3 | 21 | 7.0 | 0 | 16 |
| Lynch, Blake | 2 | 35 | 17.5 | 0 | 34 |
| Bernard, Terrel | 1 | 20 | 20.0 | 0 | 20 |
| Brown, Zeke | 1 | 10 | 10.0 | 0 | 10 |
| Houston, Jameson | 1 | 0 | 0.0 | 0 | 0 |
| Johnston, Clay | 1 | 8 | 8.0 | 0 | 8 |
| Black, Henry | 1 | 20 | 20.0 | 0 | 20 |
| Barnes, Kalon | 1 | 18 | 18.0 | 0 | 18 |
| Total..... | 17 | 250 | 14.7 | 0 | 71 |
| Opponents..... | 6 | 35 | 5.8 | 0 | 23 |

FUMBLE RETURNS

| | NO | YDS | AVG | TD | LONG |
|-----------------------|----------|-----------|-------------|----------|-----------|
| Bernard, Terrel | 1 | 20 | 20.0 | 1 | 20 |
| Total..... | 1 | 20 | 20.0 | 1 | 20 |
| Opponents..... | 1 | -2 | -2.0 | 0 | 0 |

ALL-PURPOSE YARDS

| | G | RUSH | REC | PR | KOR | IR | TOT | AVG/G |
|-----------------------|-----------|-------------|-------------|------------|------------|------------|-------------|--------------|
| Mims, Denzel | 13 | 0 | 945 | 0 | 0 | 0 | 945 | 72.7 |
| Hasty, JaMycal | 13 | 614 | 173 | 0 | 118 | 0 | 905 | 69.6 |
| Lovett, John | 13 | 637 | 64 | 0 | 104 | 0 | 805 | 61.9 |
| Thornton, Tyquan | 13 | 0 | 744 | 0 | 0 | 0 | 744 | 57.2 |
| Fleeks, Josh | 13 | 23 | 251 | 0 | 229 | 0 | 503 | 38.7 |
| Ebner, Trestan | 13 | 227 | 247 | 0 | 12 | 0 | 486 | 37.4 |
| Sneed, R.J. | 13 | -5 | 417 | -15 | 0 | 0 | 397 | 30.5 |
| Platt, Chris | 13 | 19 | 353 | 0 | 0 | 0 | 372 | 28.6 |
| Brewer, Charlie | 13 | 337 | 0 | 0 | 0 | 0 | 337 | 25.9 |
| Bohanon, Gerry | 9 | 272 | 0 | 0 | 0 | 0 | 272 | 30.2 |
| Arnold, Grayland | 12 | 0 | 0 | 123 | 0 | 118 | 241 | 20.1 |
| Jones, Qualan | 4 | 103 | 0 | 0 | 0 | 0 | 103 | 25.8 |
| Atkinson, Jared | 13 | 0 | 77 | 0 | 0 | 0 | 77 | 5.9 |
| Lynch, Blake | 13 | 0 | 0 | 0 | 0 | 35 | 35 | 2.7 |
| Smith, Abram | 13 | 35 | 0 | 0 | 0 | 0 | 35 | 2.7 |
| Henle, Christoph | 13 | 0 | 26 | 0 | 0 | 0 | 26 | 2.0 |
| Williams, Jordan | 13 | 0 | 0 | 0 | 0 | 21 | 21 | 1.6 |
| Bernard, Terrel | 13 | 0 | 0 | 0 | 0 | 20 | 20 | 1.5 |
| Black, Henry | 13 | 0 | 0 | 0 | 0 | 20 | 20 | 1.5 |
| Jones, Marques | 10 | 0 | 19 | 0 | 0 | 0 | 19 | 1.9 |
| Barnes, Kalon | 13 | 0 | 0 | 0 | 0 | 18 | 18 | 1.4 |
| Brown, Zeke | 13 | 0 | 0 | 0 | 0 | 10 | 10 | 0.8 |
| Bullard, Koby | 13 | 1 | 8 | 0 | 0 | 0 | 9 | 0.7 |
| Johnston, Clay | 6 | 0 | 0 | 0 | 0 | 8 | 8 | 1.3 |
| Clarke, Jacoby | 1 | 7 | 0 | 0 | 0 | 0 | 7 | 7.0 |
| Morrison, Russell | 13 | 0 | 6 | 0 | 0 | 0 | 6 | 0.5 |
| McGuire, Garret | 3 | 6 | 0 | 0 | 0 | 0 | 6 | 2.0 |
| Sims, Ben | 8 | 0 | 5 | 0 | 0 | 0 | 5 | 0.6 |
| White, Jonah | 1 | 2 | 0 | 0 | 0 | 0 | 2 | 2.0 |
| Baucum, Davis | 2 | 0 | 2 | 0 | 0 | 0 | 2 | 1.0 |
| Team | 3 | -2 | 0 | 0 | 0 | 0 | -2 | -0.7 |
| TM | 1 | -2 | 0 | 0 | 0 | 0 | -2 | -2.0 |
| Slinker, Trystan | 12 | 0 | 0 | 0 | -4 | 0 | -4 | -0.3 |
| Zeno, Jacob | 2 | -5 | 0 | 0 | 0 | 0 | -5 | -2.5 |
| Total..... | 13 | 2269 | 3337 | 108 | 459 | 250 | 6423 | 494.1 |
| Opponents..... | 13 | 1870 | 2796 | 51 | 689 | 35 | 5441 | 418.5 |

PUNTING

| | NO | YDS | AVG | LONG | TB | FC | I20 | 50+ | BLKD |
|-----------------------|-----------|-------------|-------------|-----------|----------|-----------|-----------|-----------|----------|
| Power, Issac | 62 | 2439 | 39.3 | 59 | 1 | 28 | 19 | 7 | 0 |
| Mayers, John | 3 | 116 | 38.7 | 54 | 0 | 0 | 0 | 1 | 0 |
| Total..... | 65 | 2555 | 39.3 | 59 | 1 | 28 | 19 | 8 | 0 |
| Opponents..... | 75 | 3078 | 41.0 | 73 | 0 | 24 | 31 | 14 | 1 |

FIELD GOALS

| | FGM-FGA | PCT | 01-19 | 20-29 | 30-39 | 40-49 | 50-99 | LG | BLK |
|--------------------|---------|------|-------|-------|-------|-------|-------|----|-----|
| Mayers, John | 16-19 | 84.2 | 1-1 | 8-8 | 5-8 | 1-1 | 1-1 | 51 | 0 |
| Rauschenberg, Noah | 0-1 | 0.0 | 0-0 | 0-0 | 0-0 | 0-0 | 0-1 | 0 | 0 |

KICKOFFS

| | NO | YDS | AVG | TB | OB | RETN | NET | YDLN |
|-----------------------|-----------|-------------|-------------|-----------|----------|------------|-------------|-----------|
| Rauschenberg, Noah | 53 | 3205 | 60.5 | 32 | 1 | | | |
| Sedwick, Jay | 29 | 1667 | 57.5 | 8 | 1 | | | |
| Total..... | 82 | 4872 | 59.4 | 40 | 2 | 689 | 38.8 | 26 |
| Opponents..... | 51 | 3095 | 60.7 | 25 | 0 | 459 | 39.4 | 25 |

BAYLOR FOOTBALL 2019

OVERALL: 11-2 (HOME 6-1, ROAD 5-0, NEUTRAL 0-1) | BIG 12 CONFERENCE: 8-1 (HOME 4-1, ROAD 4-0, NEUTRAL 0-0)

DEFENSIVE STATISTICS

| | GP-GS | SOLO | AST | TOTAL | TFL-YDS | SACKS-YDS | INT-YDS | PBU | QBH | FR-YDS | FF | BLOCK | SAFETY |
|-----------------------|-----------|------------|------------|------------|-----------------|---------------|---------------|-----------|-----------|--------------|-----------|----------|----------|
| Bernard, Terrel | 13-10 | 50 | 57 | 107 | 9.5-44 | 4.5-33 | 1-20 | 2 | 5 | 3-20 | . | . | . |
| Williams, Jordan | 13-10 | 41 | 40 | 81 | 8.5-22 | 1.5-8 | 3-21 | 7 | 1 | 1-0 | 2 | . | . |
| Miller, Chris | 12-11 | 47 | 21 | 68 | 1.5-3 | . | . | 2 | . | . | 2 | . | . |
| Lynch, Blake | 13-13 | 42 | 24 | 66 | 9.5-37 | 4.5-29 | 2-35 | 2 | 3 | 1-0 | 1 | 1 | . |
| Black, Henry | 13-13 | 38 | 20 | 58 | 1.0-0 | . | 1-20 | 4 | 1 | . | 1 | . | . |
| Johnston, Clay | 6-6 | 35 | 23 | 58 | 8.0-27 | 2.5-13 | 1-8 | 5 | 1 | . | . | . | . |
| Roy, Bravion | 13-13 | 32 | 24 | 56 | 12.0-44 | 4.5-27 | . | . | 7 | . | 1 | 1 | . |
| Arnold, Grayland | 12-10 | 28 | 12 | 40 | 2.5-5 | 1.0-3 | 6-118 | 2 | . | . | . | . | . |
| Houston, Jameson | 13-13 | 29 | 10 | 39 | . | . | 1-0 | 7 | . | 1-0 | . | . | . |
| Lynch, James | 13-13 | 22 | 17 | 39 | 18.5-93 | 12.5-77 | . | 5 | 13 | 2-0 | 3 | 2 | . |
| Texada, Raleigh | 13-13 | 36 | 3 | 39 | 2.0-9 | . | . | 5 | . | . | . | . | . |
| Woods, J.T. | 13-5 | 26 | 9 | 35 | 1.0-1 | . | . | . | 1 | 3-0 | . | . | . |
| Lockhart, James | 13-13 | 15 | 14 | 29 | 7.5-37 | 5.0-26 | . | 1 | 6 | 1-0 | 1 | . | . |
| Barnes, Kalon | 13 | 13 | 8 | 21 | 0.5-0 | . | 1-18 | 5 | . | . | 1 | . | . |
| McVea, Jairon | 13-0 | 15 | 6 | 21 | 1.5-3 | . | . | . | . | . | . | . | . |
| Maticcik, Ross | 13-0 | 8 | 5 | 13 | 1.0-1 | 1.0-1 | . | . | . | 1-0 | . | . | . |
| Pitre, Jalen | 4-0 | 9 | 3 | 12 | 1.5-5 | 1.0-5 | . | . | . | . | . | . | . |
| Morgan, Christian | 11-0 | 7 | 4 | 11 | . | . | . | 1 | . | . | . | . | . |
| Ogbonnaya, Chidi | 13-0 | 8 | 2 | 10 | 2.0-7 | 1.0-6 | . | 1 | . | . | 1 | . | . |
| Zouzuoua, Niadre | 8-0 | 5 | 4 | 9 | 2.5-11 | 1.5-6 | . | . | . | . | . | . | . |
| Jackson, Bryson | 12-0 | 3 | 4 | 7 | . | . | . | . | 1 | . | . | . | . |
| Smith, Abram | 13-0 | 5 | 2 | 7 | . | . | . | . | . | . | 1 | . | . |
| Slinker, Trystan | 12-0 | 5 | 1 | 6 | . | . | . | . | . | . | . | . | . |
| Franklin, T.J. | 10-0 | 4 | 2 | 6 | 1.5-5 | 1.0-4 | . | . | . | . | . | . | . |
| Jones, Matt | 3-0 | 2 | 3 | 5 | 0.5-2 | 0.5-2 | . | . | . | . | . | . | . |
| Milton, Mark | 13-0 | 3 | 2 | 5 | . | . | . | 1 | . | . | 1 | . | . |
| Rogers, Owen | 8-0 | 4 | 1 | 5 | . | . | . | . | . | . | . | . | . |
| Brown, Zeke | 13-0 | 4 | . | 4 | . | . | 1-10 | . | . | . | . | . | . |
| Williams, Will | 4-0 | 3 | . | 3 | . | . | . | . | 1 | . | . | . | . |
| Logan, Ashton | 11-0 | 2 | 1 | 3 | . | . | . | . | . | . | . | . | . |
| Hall, Gabe | 7-0 | 1 | 2 | 3 | 0.5-1 | . | . | . | 2 | . | . | 1 | . |
| Shupp, Jackson | 2-0 | 2 | 1 | 3 | 1.0-1 | . | . | . | . | . | . | . | . |
| Taylor, Bralen | 4-0 | 1 | 2 | 3 | 0.5-1 | 0.5-1 | . | . | . | . | . | . | . |
| Landry, Josh | 6-0 | 2 | . | 2 | . | . | . | . | . | . | . | . | . |
| Hanspard Jr., Byron | 6-0 | 1 | 1 | 2 | 1.0-4 | . | . | . | . | . | . | . | . |
| Mims, Denzel | 13-0 | 2 | . | 2 | . | . | . | . | . | . | . | . | . |
| Hasty, JaMycal | 13-0 | 1 | 1 | 2 | . | . | . | . | . | . | . | . | . |
| Delashaw, Colby | 1-0 | 1 | 1 | 2 | . | . | . | . | . | . | . | . | . |
| Utley, Brayden | 13-0 | 1 | 1 | 2 | 0.5-2 | 0.5-2 | . | . | . | . | . | . | . |
| Platt, Chris | 13-0 | 2 | . | 2 | . | . | . | . | . | . | . | . | . |
| Sedwick, Jay | 7-0 | 1 | . | 1 | . | . | . | . | . | . | . | . | . |
| Jones, Marques | 10-0 | 1 | . | 1 | . | . | . | . | . | . | . | . | . |
| Randolph, Garmon | 2-0 | 1 | . | 1 | . | . | . | . | . | . | . | . | . |
| McNair, Michael | 12-0 | . | 1 | 1 | . | . | . | . | . | . | . | . | . |
| Maxwell, Cole | 2-0 | 1 | . | 1 | . | . | . | . | . | . | . | . | . |
| Sneed, R.J. | 13-0 | 1 | . | 1 | . | . | . | . | . | . | . | . | . |
| Atkinson, Jared | 13-0 | 1 | . | 1 | . | . | . | . | . | . | . | . | . |
| Total..... | 13 | 561 | 332 | 893 | 96-365 | 43-243 | 17-250 | 50 | 42 | 13-20 | 15 | 5 | . |
| Opponents..... | 13 | 512 | 232 | 744 | 89.0-328 | 35-219 | 6-35 | 41 | 33 | 10--2 | 13 | . | . |

BAYLOR FOOTBALL 2019

OVERALL: 11-2 (HOME 6-1, ROAD 5-0, NEUTRAL 0-1) | BIG 12 CONFERENCE: 8-1 (HOME 4-1, ROAD 4-0, NEUTRAL 0-0)

GAME-BY-GAME TEAM STATS

| GAME | FINAL SCORE | QUARTERS | | | | 1ST DOWNS R-P-PE TOT | RUSHING NO-YDS-TD | PASSING C-A-I YDS TD | TOT OFF ATT-YDS NO-AVG | PUNTS NO-AVG | PEN F-FL NO-YDS | 3RD DNS | 4TH DNS | RED ZONE | SACKS NO-YDS | FIELD GOALS | POSSESSION TIME | | | | | | | | |
|-------------------|-------------|----------|----|----|----|----------------------|-------------------|----------------------|------------------------|--------------|-----------------|---------|---------|----------|--------------|-------------|-----------------|-----|------|-----|-------|-------|-------|-------|-------|
| | | 1 | 2 | 3 | 4 | | | | | | | | | | | | OT | 1 | 2 | 3 | 4 | TOT | | | |
| Baylor | 56 | 14 | 21 | 14 | 7 | 15-13-2 | 30 | 37-268-4 | 26-37-0 | 250 | 4 | 74-518 | 4-36.5 | 2-1 | 5-30 | 8-13 | 1-1 | 6-6 | 3-15 | 0-0 | 5:28 | 9:39 | 6:45 | 8:01 | 29:53 |
| Stephen F. Austin | 17 | 7 | 0 | 0 | 10 | 7-6-0 | 13 | 32-119-2 | 16-30-1 | 158 | 0 | 62-277 | 8-31.0 | 0-0 | 4-50 | 6-16 | 0-0 | 3-4 | 0-0 | 1-2 | 9:32 | 5:21 | 8:15 | 6:59 | 30:07 |
| Baylor | 63 | 14 | 21 | 14 | 14 | 13-9-3 | 25 | 39-368-5 | 16-23-0 | 178 | 3 | 62-546 | 3-43.7 | 1-0 | 6-50 | 6-9 | 0-0 | 5-5 | 3-10 | 0-0 | 6:30 | 8:08 | 6:28 | 7:23 | 28:29 |
| UTSA | 14 | 0 | 0 | 7 | 7 | 6-7-1 | 14 | 36-164-2 | 17-30-0 | 102 | 0 | 66-266 | 8-43.0 | 3-1 | 7-58 | 7-18 | 2-3 | 1-1 | 1-2 | 0-0 | 8:30 | 6:52 | 8:32 | 7:37 | 31:31 |
| Baylor | 21 | 7 | 14 | 0 | 0 | 7-13-0 | 20 | 35-124-2 | 20-28-0 | 303 | 1 | 63-427 | 3-35.7 | 3-2 | 6-60 | 7-12 | 0-1 | 1-2 | 3-16 | 0-1 | 9:57 | 5:13 | 5:00 | 7:35 | 27:45 |
| at Rice | 13 | 0 | 3 | 3 | 7 | 7-9-1 | 17 | 35-64-1 | 18-31-0 | 178 | 0 | 66-242 | 4-45.8 | 2-1 | 1-5 | 8-18 | 1-2 | 2-3 | 2-8 | 2-2 | 5:03 | 9:47 | 10:00 | 7:25 | 32:15 |
| Baylor | 23 | 0 | 7 | 13 | 3 | 8-16-0 | 24 | 34-104-0 | 26-45-0 | 307 | 3 | 79-411 | 6-43.5 | 1-0 | 7-75 | 6-17 | 2-3 | 2-4 | 3-25 | 1-2 | 4:30 | 7:39 | 9:06 | 9:02 | 30:17 |
| Iowa State | 21 | 0 | 0 | 0 | 21 | 2-18-3 | 23 | 28-63-1 | 27-45-1 | 342 | 2 | 73-405 | 5-39.4 | 1-1 | 2-25 | 7-15 | 0-1 | 3-3 | 3-16 | 0-2 | 10:30 | 7:21 | 5:54 | 5:58 | 29:43 |
| Baylor | 31 | 0 | 10 | 7 | 14 | 6-11-1 | 18 | 31-158-3 | 15-24-0 | 268 | 1 | 55-426 | 6-32.0 | 1-0 | 7-52 | 2-9 | 0-0 | 3-3 | 6-24 | 1-1 | 7:15 | 5:44 | 3:56 | 6:20 | 23:15 |
| at Kansas State | 12 | 3 | 0 | 3 | 6 | 5-14-2 | 21 | 40-123-0 | 22-34-1 | 218 | 1 | 74-341 | 6-40.8 | 3-1 | 5-35 | 6-17 | 1-2 | 3-3 | 1-17 | 2-2 | 7:45 | 9:16 | 11:04 | 8:40 | 36:45 |
| Baylor | 33 | 0 | 3 | 14 | 3 | 9-15-3 | 27 | 38-173-4 | 24-38-3 | 352 | 0 | 76-525 | 5-32.8 | 1-0 | 10-83 | 4-11 | 0-0 | 6-7 | 5-26 | 2-3 | 4:42 | 6:39 | 8:09 | 9:30 | 29:00 |
| Texas Tech | 30 | 3 | 3 | 7 | 7 | 9-15-2 | 26 | 43-148-2 | 31-42-2 | 362 | 1 | 85-510 | 4-44.5 | 2-1 | 8-67 | 8-18 | 1-2 | 5-6 | 2-10 | 3-3 | 10:18 | 8:21 | 6:51 | 5:30 | 31:00 |
| Baylor | 45 | 7 | 3 | 14 | 21 | 9-7-2 | 18 | 37-224-4 | 13-17-0 | 312 | 1 | 54-536 | 4-43.2 | 2-1 | 7-66 | 3-9 | 0-1 | 3-3 | 2-13 | 1-1 | 4:58 | 9:42 | 6:57 | 6:35 | 28:12 |
| at Oklahoma State | 27 | 6 | 7 | 7 | 7 | 13-11-3 | 27 | 50-281-3 | 22-36-1 | 188 | 1 | 86-469 | 5-43.4 | 2-2 | 8-92 | 6-17 | 2-3 | 3-4 | 4-18 | 0-0 | 10:02 | 5:18 | 8:03 | 8:25 | 31:48 |
| Baylor | 17 | 7 | 0 | 7 | 3 | 12-10-4 | 26 | 56-176-0 | 20-26-0 | 277 | 2 | 82-453 | 7-36.4 | 4-3 | 7-60 | 5-14 | 0-1 | 2-3 | 1-8 | 1-1 | 8:57 | 7:34 | 8:50 | 11:05 | 36:26 |
| West Virginia | 14 | 0 | 0 | 14 | 0 | 3-8-1 | 12 | 26-14-0 | 20-39-1 | 205 | 1 | 65-219 | 9-41.8 | 2-1 | 11-89 | 3-17 | 3-3 | 0-1 | 8-5 | 0-1 | 6:03 | 7:26 | 6:10 | 3:55 | 23:34 |
| Baylor | 29 | 0 | 0 | 3 | 6 | 6-11-5 | 22 | 33-99-1 | 27-41-1 | 195 | 2 | 74-294 | 5-36.8 | 2-1 | 10-67 | 6-17 | 2-2 | 5-6 | 3-20 | 3-4 | 5:17 | 7:13 | 9:45 | 7:21 | 29:36 |
| at TCU | 23 | 3 | 6 | 0 | 14 | 9-7-2 | 18 | 49-168-1 | 14-32-3 | 140 | 1 | 81-308 | 6-41.3 | 0-0 | 11-125 | 10-20 | 1-2 | 4-5 | 3-21 | 3-3 | 9:43 | 7:47 | 5:15 | 7:39 | 30:24 |
| Baylor | 31 | 14 | 17 | 0 | 0 | 7-9-2 | 18 | 23-113-2 | 18-29-1 | 194 | 2 | 52-307 | 4-39.8 | 1-1 | 1-10 | 4-9 | 0-0 | 4-4 | 4-31 | 1-1 | 7:55 | 5:14 | 1:42 | 3:58 | 18:49 |
| Oklahoma | 34 | 3 | 7 | 7 | 17 | 15-18-1 | 34 | 52-228-0 | 30-43-1 | 297 | 4 | 95-525 | 1-46.0 | 5-2 | 7-66 | 12-18 | 1-1 | 6-7 | 3-14 | 2-2 | 7:05 | 9:46 | 13:18 | 11:02 | 41:11 |
| Baylor | 24 | 0 | 7 | 14 | 3 | 9-9-4 | 22 | 37-163-2 | 17-27-0 | 228 | 1 | 64-391 | 5-45.6 | 2-1 | 5-35 | 5-13 | 1-2 | 3-3 | 5-23 | 1-1 | 7:16 | 5:41 | 8:52 | 8:19 | 30:08 |
| Texas | 10 | 0 | 3 | 0 | 7 | 11-10-0 | 21 | 31-191-1 | 22-37-1 | 200 | 0 | 68-391 | 7-37.3 | 0-0 | 9-104 | 4-13 | 0-2 | 1-1 | 1-7 | 1-1 | 7:44 | 9:19 | 6:08 | 6:41 | 29:52 |
| Baylor | 61 | 21 | 13 | 14 | 13 | 16-12-1 | 29 | 47-264-7 | 18-32-1 | 243 | 1 | 79-507 | 5-49.0 | 0-0 | 6-63 | 8-14 | 0-0 | 9-9 | 2-8 | 2-2 | 5:42 | 10:35 | 9:00 | 8:29 | 33:46 |
| at Kansas | 6 | 0 | 0 | 6 | 0 | 9-5-3 | 17 | 35-161-0 | 16-32-4 | 119 | 1 | 67-280 | 6-48.0 | 2-2 | 1-15 | 2-14 | 2-4 | 1-2 | 1-13 | 0-0 | 9:18 | 4:25 | 6:00 | 6:31 | 26:14 |
| Baylor | 23 | 0 | 13 | 0 | 10 | 4-4-0 | 8 | 29-35-0 | 9-27-0 | 230 | 2 | 56-265 | 8-38.8 | 1-0 | 6-50 | 3-15 | 0-1 | 2-2 | 3-24 | 3-3 | 5:30 | 7:55 | 5:21 | 4:38 | 23:24 |
| vs. Oklahoma | 30 | 10 | 0 | 10 | 3 | 9-11-1 | 20 | 50-146-2 | 17-24-1 | 287 | 1 | 74-433 | 6-41.2 | 2-1 | 4-37 | 6-15 | 0-0 | 6-6 | 6-43 | 3-3 | 9:30 | 7:05 | 9:39 | 10:22 | 36:36 |

GAME-BY-GAME OFFENSIVE STARTERS

| OPPONENT | WR | LT | LG | C | RG | RT | TE | WR | QB | RB | WR | WR | WR |
|-------------------|------|----------|-------------|-------------|-------------|----------|--------|----------|-----------|--------|-------|-------|--------|
| SFA | Mims | Galvin | Tecklenburg | Fruhormgen | Pines | Bedier | — | M. Jones | C. Brewer | Hasty | Sneed | Platt | — |
| UTSA | Mims | Galvin | Tecklenburg | Fruhormgen | Pines | Bedier | Henle | M. Jones | C. Brewer | Ebner | Sneed | — | — |
| at Rice | Mims | Galvin | Tecklenburg | Fruhormgen | Pines | Bedier | Henle | Thornton | C. Brewer | Lovett | Platt | — | — |
| Iowa State | Mims | Galvin | Tecklenburg | Fruhormgen | Pines | Bedier | — | Thornton | C. Brewer | Hasty | Sneed | Platt | — |
| at Kansas State | Mims | Galvin | Tecklenburg | Fruhormgen | Newman | Phillips | — | Thornton | C. Brewer | Ebner | Sneed | Platt | — |
| Texas Tech | Mims | Phillips | Tecklenburg | Fruhormgen | Newman | Bedier | — | Thornton | C. Brewer | Lovett | Sneed | Platt | — |
| at Oklahoma State | Mims | Phillips | Tecklenburg | Fruhormgen | Newman | Bedier | — | Thornton | C. Brewer | Lovett | Sneed | Platt | — |
| West Virginia | Mims | Phillips | Keith | Fruhormgen | Tecklenburg | Bedier | — | Thornton | C. Brewer | — | Sneed | Platt | Fleeks |
| at TCU | Mims | Phillips | Tecklenburg | Fruhormgen | Newman | Bedier | — | Thornton | C. Brewer | Hasty | Sneed | Platt | — |
| Oklahoma | Mims | Phillips | Tecklenburg | Fruhormgen | Newman | Bedier | Sims | Thornton | C. Brewer | Lovett | Sneed | — | — |
| Texas | Mims | Galvin | Keith | Tecklenburg | Newman | Bedier | Saulin | Thornton | C. Brewer | Lovett | Platt | — | — |
| at Kansas | Mims | Galvin | Keith | Tecklenburg | Moore | Bedier | Saulin | M. Jones | C. Brewer | Lovett | Platt | — | — |
| vs. Oklahoma | Mims | Galvin | Keith | Tecklenburg | Newman | Bedier | Saulin | Thornton | C. Brewer | Lovett | Platt | — | — |

GAME-BY-GAME DEFENSIVE STARTERS

| OPPONENT | END | NT | END | WLB | MLB | SLB | RLB/S | CB | S | S | CB |
|-------------------|----------|-----------|----------|-------------|----------|----------|-------|---------|--------|--------|--------|
| SFA | Lockhart | Roy | J. Lynch | Bernard | Johnston | B. Lynch | Black | Houston | Arnold | Miller | Texada |
| UTSA | Lockhart | Roy | J. Lynch | Bernard | Johnston | B. Lynch | Black | Houston | Arnold | Miller | Texada |
| at Rice | Lockhart | Roy | J. Lynch | Bernard | Johnston | B. Lynch | Black | Houston | Arnold | Miller | Texada |
| Iowa State | Lockhart | Roy | J. Lynch | J. Williams | Johnston | B. Lynch | Black | Houston | Arnold | Miller | Texada |
| at Kansas State | Lockhart | Roy | J. Lynch | J. Williams | Johnston | B. Lynch | Black | Houston | Woods | Miller | Texada |
| Texas Tech | Lockhart | Roy | J. Lynch | J. Williams | Johnston | B. Lynch | Black | Houston | Arnold | Woods | Texada |
| at Oklahoma State | Lockhart | Roy | J. Lynch | J. Williams | Bernard | B. Lynch | Black | Houston | Woods | Miller | Texada |
| West Virginia | Lockhart | Roy | J. Lynch | J. Williams | Bernard | B. Lynch | Black | Houston | Woods | Miller | Texada |
| at TCU | Lockhart | Ogbonnaya | J. Lynch | J. Williams | Bernard | B. Lynch | Black | Houston | Arnold | Woods | Texada |
| Oklahoma | Lockhart | Roy | J. Lynch | J. Williams | Bernard | B. Lynch | Black | Houston | Arnold | Miller | Texada |
| Texas | Lockhart | Roy | J. Lynch | J. Williams | Bernard | B. Lynch | Black | Houston | Arnold | Miller | Texada |
| at Kansas | Lockhart | Roy | J. Lynch | J. Williams | Bernard | B. Lynch | Black | Houston | Arnold | Miller | Texada |
| vs. Oklahoma | Lockhart | Roy | J. Lynch | J. Williams | Bernard | B. Lynch | Black | Houston | Arnold | Miller | Texada |

BAYLOR FOOTBALL 2019

OVERALL: 11-2 (HOME 6-1, ROAD 5-0, NEUTRAL 0-1) | BIG 12 CONFERENCE: 8-1 (HOME 4-1, ROAD 4-0, NEUTRAL 0-0)

GAME-BY-GAME PASSING

| CHARLIE BREWER | CMP | ATT | INT | PCT | YDS | TD | LONG | SACKS | EFF. | GERRY BOHANON | CMP | ATT | INT | PCT | YDS | TD | LONG | SACKS | EFF. |
|-------------------|-----|-----|-----|------|-----|----|------|-------|--------|-------------------|-----|-----|-----|-------|-----|----|------|-------|--------|
| Stephen F. Austin | 21 | 31 | 0 | 67.7 | 199 | 3 | 23 | 0 | 153.60 | Stephen F. Austin | 5 | 6 | 0 | 83.3 | 51 | 1 | 16 | 0 | 209.73 |
| UTSA | 12 | 16 | 0 | 75.0 | 163 | 3 | 30 | 0 | 222.45 | UTSA | 4 | 7 | 0 | 57.1 | 15 | 0 | 13 | 1 | 75.14 |
| at Rice | 20 | 27 | 0 | 74.1 | 303 | 1 | 50 | 2 | 180.56 | at Rice | DNP | | | | | | | | |
| Iowa State | 26 | 45 | 0 | 57.8 | 307 | 3 | 46 | 3 | 137.08 | Iowa State | 0 | 0 | 0 | — | 0 | 0 | 0 | 0 | — |
| at Kansas State | 14 | 23 | 0 | 60.9 | 230 | 1 | 29 | 1 | 159.22 | at Kansas State | 1 | 1 | 0 | 100.0 | 38 | 0 | 38 | 0 | 419.20 |
| Texas Tech | 24 | 37 | 3 | 64.9 | 352 | 0 | 41 | 2 | 128.56 | Texas Tech | 0 | 1 | 0 | 0.0 | 0 | 0 | 0 | 0 | 0.0 |
| at Oklahoma State | 13 | 17 | 0 | 76.5 | 312 | 1 | 78 | 4 | 250.05 | at Oklahoma State | 0 | 0 | 0 | — | 0 | 0 | 0 | 0 | — |
| West Virginia | 20 | 26 | 0 | 76.9 | 277 | 2 | 43 | 7 | 191.80 | West Virginia | 0 | 0 | 0 | — | 0 | 0 | 0 | 0 | — |
| at TCU | 27 | 41 | 1 | 65.9 | 195 | 2 | 21 | 3 | 117.02 | at TCU | DNP | | | | | | | | |
| Oklahoma | 18 | 29 | 1 | 62.1 | 194 | 2 | 30 | 3 | 134.12 | Oklahoma | DNP | | | | | | | | |
| Texas | 16 | 25 | 0 | 64.0 | 221 | 1 | 44 | 1 | 151.46 | Texas | 1 | 2 | 0 | 50.0 | 7 | 0 | 7 | 0 | 79.40 |
| at Kansas | 13 | 25 | 1 | 52.0 | 182 | 1 | 51 | 1 | 118.35 | at Kansas | 2 | 4 | 0 | 50.0 | 20 | 0 | 10 | 0 | 92.00 |
| vs. Oklahoma | 3 | 6 | 0 | 50.0 | 15 | 0 | 7 | 2 | 71.00 | vs. Oklahoma | 4 | 15 | 0 | 26.7 | 56 | 1 | 33 | 2 | 80.03 |

JACOB ZENO

| JACOB ZENO | CMP | ATT | INT | PCT | YDS | TD | LONG | SACKS | EFF. |
|----------------|-----|-----|-----|-------|-----|----|------|-------|--------|
| First 11 Games | DNP | | | | | | | | |
| at Kansas | 3 | 3 | 0 | 100.0 | 41 | 0 | 19 | 0 | 214.80 |
| vs. Oklahoma | 2 | 6 | 0 | 33.3 | 159 | 1 | 81 | 2 | 310.93 |

GAME-BY-GAME RUSHING (No.-Yards-TDs)

| PLAYER | NO-YDS-TD | SFA | UTSA | at Rice | ISU | at KSU | TTU | at OSU | WVU | at TCU | OU | UT | at KU | vs. OU |
|------------------|------------|----------|--------|---------|----------|-----------|---------|----------|----------|----------|----------|---------|-----------|-----------|
| Lovett, John | 100-637-5 | 8-108-1 | 9-69-0 | 5-9-0 | 12-52-0 | 7-74-2 | 17-77-0 | 7-57-1 | 12-49-0 | 8-37-0 | 1-5-0 | 9-51-1 | 2-30-0 | 3-19-0 |
| Hasty, JaMycal | 99-607-7 | 10-25-0 | 7-18-1 | 7-39-0 | 3-10-0 | 8-87-0 | 5-37-1 | 16-146-2 | 14-77-0 | 9-22-0 | 3-42-0 | 2-7-0 | 14-92-3 | 3-12-0 |
| Brewer, Charlie | 128-337-10 | 2-(-1)-0 | 4-10-1 | 12-58-1 | 13-29-0 | 3-(-22)-0 | 15-55-3 | 12-16-1 | 19-25-0 | 15-41-1 | 17-65-2 | 18-75-1 | 2-(-11)-0 | 6-(-3)-0 |
| Bohanon, Gerry | 42-272-3 | 6-84-0 | 7-93-1 | DNP | 1-(-1)-0 | 3-1-1 | 1-4-0 | 0-0-0 | 2-13-0 | DNP | DNP | 6-21-0 | 7-42-1 | 9-15-0 |
| Ebner, Trestan | 48-227-3 | 2-32-2 | 4-76-0 | 7-10-0 | 4-16-0 | 9-16-0 | 0-0-0 | DNP | 7-14-0 | 1-(-1)-0 | 1-(-1)-0 | 1-6-0 | 8-55-1 | 4-4-0 |
| Jones, Qualan | 13-103-2 | 3-5-0 | 2-63-1 | DNP | DNP | DNP | DNP | DNP | DNP | DNP | DNP | DNP | 8-35-1 | DNP |
| Smith, Abram | 8-35-1 | 4-8-1 | 3-21-0 | 0-0-0 | 0-0-0 | 0-0-0 | 0-0-0 | 0-0-0 | 0-0-0 | 0-0-0 | 0-0-0 | 0-0-0 | 1-6-0 | 0-0-0 |
| Fleeks, Josh | 8-23-1 | 0-0-0 | 0-0-0 | 2-5-1 | 0-0-0 | 0-0-0 | 0-0-0 | 1-8-0 | 1-3-0 | 0-0-0 | 1-2-0 | 1-3-0 | 2-2-0 | 0-0-0 |
| Platt, Chris | 4-19-1 | 0-0-0 | 1-15-1 | 1-5-0 | 0-0-0 | 1-2-0 | 0-0-0 | 1-(-3)-0 | 0-0-0 | 0-0-0 | 0-0-0 | 0-0-0 | 0-0-0 | 0-0-0 |
| Clarke, Jacoby | 2-7-0 | 2-7-0 | DNP | DNP | DNP | DNP | DNP | DNP | DNP | DNP | DNP | DNP | DNP | DNP |
| Zeno, Jacob | 6-(-5)-1 | DNP | DNP | DNP | DNP | DNP | DNP | DNP | DNP | DNP | DNP | DNP | 2-7-1 | 4-(-12)-0 |
| McGuire, Garrett | 1-6-0 | 0-0-0 | 0-0-0 | DNP | DNP | DNP | DNP | DNP | DNP | DNP | DNP | DNP | 1-6-0 | DNP |
| White, Jonah | 1-2-0 | DNP | 1-2-0 | DNP | DNP | DNP | DNP | DNP | DNP | DNP | DNP | DNP | DNP | DNP |
| Bullard, Koby | 1-1-0 | 0-0-0 | 1-1-0 | 0-0-0 | 0-0-0 | 0-0-0 | 0-0-0 | 0-0-0 | 0-0-0 | 0-0-0 | 0-0-0 | 0-0-0 | 0-0-0 | 0-0-0 |
| Sneed, R.J. | 1-(-5)-0 | 0-0-0 | 0-0-0 | 0-0-0 | 0-0-0 | 0-0-0 | 0-0-0 | 0-0-0 | 1-(-5)-0 | 0-0-0 | 0-0-0 | 0-0-0 | 0-0-0 | 0-0-0 |

GAME-BY-GAME RECEIVING (No.-Yards-TDs)

| PLAYER | NO-YDS-TD | SFA | UTSA | at Rice | ISU | at KSU | TTU | at OSU | WVU | at TCU | OU | UT | at KU | vs. OU |
|-------------------|-----------|--------|----------|---------|----------|--------|--------|----------|--------|--------|--------|---------|--------|----------|
| Mims, Denzel | 61-945-11 | 5-46-0 | 7-101-3 | 6-102-0 | 6-106-2 | 5-83-0 | 3-65-0 | 1-16-0 | 5-99-1 | 6-57-2 | 6-92-2 | 7-125-1 | 4-53-0 | 0-0-0 |
| Thornton, Tyquan | 41-744-5 | 1-9-1 | 1-16-0 | 3-70-0 | 11-141-1 | 4-92-1 | 4-83-0 | 2-96-0 | 5-86-0 | 3-19-0 | 1-1-0 | 0-0-0 | 4-69-1 | 2-62-1 |
| Sneed, R.J. | 38-417-3 | 5-57-2 | 3-40-0 | 3-24-0 | 4-30-0 | 2-52-0 | 6-84-0 | 2-9-0 | 4-41-1 | 2-15-0 | 3-34-0 | 2-21-0 | 1-5-0 | 1-5-0 |
| Platt, Chris | 24-353-1 | 1-23-0 | 1-(-2)-0 | 5-85-1 | 1-7-0 | 1-12-0 | 4-29-0 | 1-(-4)-0 | 0-0-0 | 2-32-0 | 3-27-0 | 4-66-0 | 0-0-0 | 1-78-0 |
| Fleeks, Josh | 23-251-1 | 4-37-0 | 0-0-0 | 0-0-0 | 0-0-0 | 0-0-0 | 1-6-0 | 3-126-1 | 2-10-0 | 6-42-0 | 3-6-0 | 0-0-0 | 3-26-0 | 1-(-2)-0 |
| Ebner, Trestan | 17-247-2 | 5-40-1 | 0-0-0 | 1-5-0 | 0-0-0 | 2-24-0 | 2-47-0 | DNP | 1-12-0 | 2-0-0 | 0-0-0 | 0-0-0 | 2-35-0 | 2-84-1 |
| Hasty, JaMycal | 22-173-0 | 2-6-0 | 2-8-0 | 1-6-0 | 3-14-0 | 1-5-0 | 4-38-0 | 3-66-0 | 0-0-0 | 2-13-0 | 0-0-0 | 2-7-0 | 1-14-0 | 1-(-4)-0 |
| Atkinson, Jared | 7-76-0 | 1-16-0 | 0-0-0 | 0-0-0 | 1-9-0 | 0-0-0 | 0-0-0 | 0-0-0 | 2-21-0 | 1-9-0 | 0-0-0 | 1-6-0 | 1-16-0 | 0-0-0 |
| Lovett, John | 7-64-0 | 0-0-0 | 1-13-0 | 0-0-0 | 0-0-0 | 0-0-0 | 0-0-0 | 1-3-0 | 1-8-0 | 1-3-0 | 2-34-0 | 1-3-0 | 0-0-0 | 0-0-0 |
| Henle, Christoph | 3-26-0 | 1-8-0 | 0-0-0 | 1-11-0 | 0-0-0 | 0-0-0 | 0-0-0 | 0-0-0 | 0-0-0 | 0-0-0 | 0-0-0 | 0-0-0 | 0-0-0 | 1-7-0 |
| Sims, Ben | 2-5-0 | DNP | 0-0-0 | 0-0-0 | 0-0-0 | 0-0-0 | 0-0-0 | DNP | DNP | 2-5-0 | 0-0-0 | 0-0-0 | 0-0-0 | 0-0-0 |
| Jones, Marques | 1-19-0 | 0-0-0 | 0-0-0 | 0-0-0 | 0-0-0 | 0-0-0 | 0-0-0 | 0-0-0 | 0-0-0 | 0-0-0 | 0-0-0 | 0-0-0 | 1-19-0 | 0-0-0 |
| Bullard, Koby | 1-8-0 | 1-8-0 | 0-0-0 | 0-0-0 | 0-0-0 | 0-0-0 | 0-0-0 | 0-0-0 | 0-0-0 | 0-0-0 | 0-0-0 | 0-0-0 | 0-0-0 | 0-0-0 |
| Morrison, Russell | 1-6-0 | 0-0-0 | 0-0-0 | 0-0-0 | 0-0-0 | 0-0-0 | 0-0-0 | 0-0-0 | 0-0-0 | 0-0-0 | 0-0-0 | 0-0-0 | 1-6-0 | 0-0-0 |

GAME-BY-GAME KICKING

| JOHN MAYERS | PAT | ATT | PCT | FG | ATT | PCT | LONG | PTS |
|-------------------|-----|-----|-------|----|-----|-------|------|-----|
| Stephen F. Austin | 6 | 6 | 100.0 | — | — | — | — | 6 |
| UTSA | 7 | 7 | 100.0 | — | — | — | — | 7 |
| at Rice | 3 | 3 | 100.0 | 0 | 1 | 0.0 | — | 3 |
| Iowa State | 2 | 2 | 100.0 | 1 | 2 | 50.0 | 38 | 5 |
| at Kansas State | 4 | 4 | 100.0 | 1 | 1 | 100.0 | 36 | 7 |
| Texas Tech | 3 | 3 | 100.0 | 2 | 2 | 100.0 | 37 | 9 |
| at Oklahoma State | 6 | 6 | 100.0 | 1 | 1 | 100.0 | 28 | 9 |
| West Virginia | 2 | 2 | 100.0 | 1 | 1 | 100.0 | 36 | 5 |
| at TCU | 2 | 2 | 100.0 | 3 | 4 | 75.0 | 51 | 11 |
| Oklahoma | 4 | 4 | 100.0 | 1 | 1 | 100.0 | 28 | 7 |
| Texas | 3 | 3 | 100.0 | 1 | 1 | 100.0 | 24 | 6 |
| at Kansas | 7 | 7 | 100.0 | 2 | 2 | 100.0 | 23 | 13 |
| vs. Oklahoma | 2 | 2 | 100.0 | 3 | 3 | 100.0 | 44 | 11 |

GAME-BY-GAME PUNTING

| ISAAC POWER | NO | YDS | AVG | LONG | I20 | TB | 50+ | 60+ |
|-------------------|----|-----|------|------|-----|----|-----|-----|
| Stephen F. Austin | 4 | 146 | 36.5 | 50 | 0 | 0 | 1 | 0 |
| UTSA | 3 | 131 | 43.7 | 51 | 1 | 0 | 1 | 0 |
| at Rice | 3 | 107 | 35.7 | 43 | 0 | 0 | 0 | 0 |
| Iowa State | 6 | 261 | 43.5 | 50 | 3 | 0 | 1 | 0 |
| at Kansas State | 6 | 192 | 32.0 | 46 | 1 | 0 | 0 | 0 |
| Texas Tech | 5 | 164 | 32.8 | 46 | 2 | 0 | 0 | 0 |
| at Oklahoma State | 4 | 173 | 43.2 | 59 | 1 | 0 | 1 | 0 |
| West Virginia | 7 | 255 | 36.4 | 48 | 3 | 0 | 0 | 0 |
| at TCU | 4 | 161 | 40.3 | 43 | 1 | 0 | 0 | 0 |
| Oklahoma | 3 | 105 | 35.0 | 49 | 1 | 0 | 0 | 0 |
| Texas | 5 | 228 | 45.6 | 52 | 3 | 0 | 1 | 0 |
| at Kansas | 4 | 206 | 51.5 | 57 | 1 | 1 | 2 | 0 |
| vs. Oklahoma | 8 | 310 | 38.8 | 49 | 2 | 0 | 0 | 0 |

BAYLOR FOOTBALL 2019

OVERALL: 11-2 (HOME 6-1, ROAD 5-0, NEUTRAL 0-1) | BIG 12 CONFERENCE: 8-1 (HOME 4-1, ROAD 4-0, NEUTRAL 0-0)

GAME-BY-GAME TACKLES (UT-AT-TOT)

| PLAYER | UT-AT-TOTAL | SFA | UTSA | at Rice | ISU | at KSU | TTU | at OSU | WVU | at TCU | OU | UT | at KU | vs. OU |
|-------------------|-------------|-------|-------|---------|--------|--------|--------|--------|--------|---------|---------|-------|-------|--------|
| Bernard, Terrel | 50-57-107 | 2-2-4 | 1-3-4 | 3-2-5 | 2-4-6 | 2-3-5 | 4-2-6 | 5-4-9 | 4-6-10 | 6-13-19 | 8-7-15 | 5-3-8 | 4-0-4 | 4-8-12 |
| Williams, Jordan | 41-40-81 | 3-0-3 | 3-2-5 | 2-1-3 | 2-4-6 | 2-0-2 | 5-4-9 | 4-1-5 | 2-3-5 | 2-9-11 | 2-7-9 | 5-3-8 | 1-1-2 | 8-5-13 |
| Miller, Chris | 47-21-68 | 4-1-5 | 2-3-5 | 3-2-5 | 5-0-5 | 3-0-3 | 1-3-4 | 4-0-4 | 4-2-6 | DNP | 11-2-13 | 4-1-5 | 0-0-0 | 6-7-13 |
| Lynch, Blake | 42-24-66 | 1-1-2 | 1-1-2 | 2-2-4 | 2-1-3 | 5-2-7 | 4-3-7 | 2-2-4 | 3-2-5 | 8-3-11 | 4-3-7 | 4-1-5 | 2-0-2 | 4-3-7 |
| Black, Henry | 38-20-58 | 1-0-1 | 2-3-5 | 0-2-2 | 3-0-3 | 1-0-1 | 5-1-6 | 5-1-6 | 5-0-5 | 2-2-4 | 8-4-12 | 3-2-5 | 0-0-0 | 3-5-8 |
| Johnston, Clay | 35-23-58 | 3-2-5 | 2-4-6 | 7-6-13 | 7-6-13 | 8-3-11 | 8-2-10 | DNP | DNP | DNP | DNP | DNP | DNP | DNP |
| Roy, Bravvion | 32-24-56 | 4-2-6 | 1-0-1 | 4-1-5 | 1-2-3 | 4-1-5 | 1-2-3 | 4-3-7 | 2-0-2 | 1-4-5 | 4-4-8 | 0-2-2 | 4-0-4 | 2-3-5 |
| Arnold, Grayland | 28-12-40 | 2-2-4 | 3-0-3 | 2-2-4 | 2-1-3 | 1-0-1 | 1-1-2 | DNP | 1-1-2 | 1-1-2 | 6-2-8 | 6-0-6 | 2-0-2 | 1-2-3 |
| Texada, Raleigh | 36-3-39 | 0-1-1 | 0-0-0 | 4-0-4 | 4-1-5 | 5-1-6 | 7-0-7 | 3-0-3 | 2-0-2 | 2-0-2 | 3-0-3 | 4-0-4 | 2-0-2 | 0-0-0 |
| Houston, Jameson | 29-10-39 | 0-0-0 | 1-1-2 | 2-2-4 | 1-1-2 | 1-0-1 | 3-4-7 | 5-0-5 | 1-0-1 | 5-0-5 | 5-0-5 | 1-0-1 | 2-0-2 | 2-2-4 |
| Lynch, James | 22-17-39 | 1-1-2 | 1-1-2 | 2-0-2 | 2-0-2 | 3-2-5 | 2-2-4 | 1-1-2 | 0-2-2 | 1-5-6 | 1-2-3 | 2-0-2 | 2-0-2 | 4-1-5 |
| Woods, J.T. | 26-9-35 | 1-1-2 | 1-1-2 | 0-1-1 | 2-0-2 | 4-1-5 | 3-1-4 | 6-0-6 | 2-0-2 | 1-4-5 | 0-0-0 | 2-0-2 | 3-0-3 | 1-0-1 |
| Lockhart, James | 15-14-29 | 1-0-1 | 1-2-3 | 3-1-4 | 2-0-2 | 0-1-1 | 2-0-2 | 2-0-2 | 0-1-1 | 1-4-5 | 1-2-3 | 0-2-2 | 0-0-0 | 2-1-3 |
| McVea, Jairon | 15-6-21 | 2-0-2 | 2-2-4 | 1-1-2 | 0-0-0 | 2-2-4 | 2-0-2 | 2-0-2 | 2-0-2 | 0-0-0 | 2-1-3 | 0-0-0 | 0-0-0 | 0-0-0 |
| Barnes, Kalon | 13-8-21 | 0-1-1 | 2-2-4 | 1-0-1 | 0-1-1 | 1-0-1 | 2-0-2 | 1-0-1 | 1-1-2 | 1-1-2 | 0-1-1 | 2-1-3 | 1-0-1 | 1-0-1 |
| Matscik, Ross | 8-5-13 | 0-0-0 | 0-0-0 | 0-0-0 | 0-1-1 | 0-0-0 | 0-0-0 | 0-1-1 | 0-0-0 | 1-0-1 | 1-0-1 | 2-0-2 | 3-1-4 | 1-2-3 |
| Pitre, Jalen | 9-3-12 | DNP | DNP | DNP | 1-1-2 | 4-1-5 | 2-1-3 | 2-0-2 | DNP | DNP | DNP | DNP | DNP | DNP |
| Morgan, Christian | 7-4-11 | 0-0-0 | 0-0-0 | 1-2-3 | 0-0-0 | DNP | 0-0-0 | 2-0-2 | 0-1-1 | 0-0-0 | 2-0-2 | DNP | 1-1-2 | 1-0-1 |
| Ogbonnaya, Chidi | 8-2-10 | 0-0-0 | 1-0-1 | 1-0-1 | 0-0-0 | 0-0-0 | 0-0-0 | 2-0-2 | 1-0-1 | 1-0-1 | 0-0-0 | 0-1-1 | 1-0-1 | 1-1-2 |
| Zouzoua, Niadre | 5-4-9 | 2-0-2 | 1-1-2 | 0-0-0 | 0-0-0 | 1-0-1 | 0-1-1 | 0-1-1 | DNP | 1-1-2 | DNP | DNP | DNP | DNP |
| Jackson, Bryson | 3-4-7 | 0-3-3 | 0-1-1 | 0-0-0 | 0-0-0 | DNP | 0-0-0 | 0-0-0 | 1-0-1 | 0-0-0 | 1-0-1 | 0-0-0 | 1-0-1 | 0-0-0 |
| Slinker, Trystan | 5-1-6 | 0-0-0 | 0-0-0 | 0-0-0 | 0-0-0 | 0-0-0 | 1-0-1 | 2-0-2 | 0-0-0 | 0-0-0 | 0-0-0 | 0-0-0 | 2-1-3 | 0-0-0 |
| Franklin, TJ | 4-2-6 | 0-0-0 | DNP | DNP | DNP | 0-0-0 | 0-0-0 | 0-0-0 | 1-0-1 | 0-1-1 | 0-1-1 | 0-0-0 | 3-0-3 | 0-0-0 |
| Smith, Abram | 5-2-7 | 1-0-1 | 0-0-0 | 0-1-1 | 0-0-0 | 1-0-1 | 1-0-1 | 0-0-0 | 0-0-0 | 0-0-0 | 0-0-0 | 0-0-0 | 1-0-1 | 1-1-2 |
| Rogers, Owen | 4-1-5 | DNP | DNP | DNP | DNP | DNP | 0-0-0 | 0-0-0 | 0-0-0 | 1-0-1 | 0-0-0 | 0-0-0 | 3-0-3 | 0-1-1 |
| Milton, Mark | 3-2-5 | 0-0-0 | 0-1-1 | 0-0-0 | 0-1-1 | 0-0-0 | 0-0-0 | 0-0-0 | 0-0-0 | 0-0-0 | 1-0-1 | 0-0-0 | 2-0-2 | 0-0-0 |
| Jones, Matt | 2-3-5 | 1-2-3 | 0-1-1 | DNP | 0-0-0 | DNP | DNP | DNP | DNP | DNP | DNP | DNP | 1-0-1 | DNP |
| Brown, Zeke | 4-0-4 | 0-0-0 | 1-0-1 | 0-0-0 | 0-0-0 | 0-0-0 | 0-0-0 | 1-0-1 | 0-0-0 | 0-0-0 | 0-0-0 | 0-0-0 | 2-0-2 | 0-0-0 |
| Logan, Ashton | 2-1-3 | 0-0-0 | 1-1-2 | 0-0-0 | 0-0-0 | DNP | DNP | 0-0-0 | 0-0-0 | 0-0-0 | 0-0-0 | 0-0-0 | 1-0-1 | 0-0-0 |
| Taylor, Bralen | 1-2-3 | 1-0-1 | 0-2-2 | 0-0-0 | 0-0-0 | DNP | DNP | DNP | DNP | DNP | DNP | DNP | DNP | DNP |
| Hall, Gabe | 1-2-3 | 0-0-0 | 0-0-0 | 0-0-0 | 0-0-0 | 1-1-2 | 0-1-1 | DNP | DNP | DNP | DNP | DNP | DNP | DNP |

GAME-BY-GAME TACKLES FOR LOSS (TFL-YARDS)

| PLAYER | TFL-YDS | SFA | UTSA | at Rice | ISU | at KSU | TTU | at OSU | WVU | at TCU | OU | UT | at KU | vs. OU |
|------------------|----------|-------|-------|---------|--------|--------|--------|--------|--------|--------|--------|--------|-------|--------|
| Lynch, James | 18.5-101 | 1.5-8 | 0.0-0 | 2.0-15 | 1.0-10 | 4.0-13 | 3.0-19 | 0.0-0 | 0.0-0 | 1.0-1 | 0.0-0 | 2.0-12 | 1.0-4 | 3.0-19 |
| Roy, Bravvion | 12.0-44 | 0.0-0 | 0.0-0 | 0.0-0 | 1.0-5 | 3.5-8 | 0.5-2 | 1.0-7 | 1.0-2 | 0.5-4 | 1.0-4 | 0.0-0 | 2.0-8 | 1.5-4 |
| Lynch, Blake | 10.5-39 | 0.5-2 | 1.0-1 | 0.0-0 | 1.0-2 | 1.5-2 | 1.5-3 | 0.5-0 | 1.0-2 | 1.5-8 | 2.0-19 | 0.0-0 | 0.0-0 | 0.0-0 |
| Bernard, Terrel | 9.5-44 | 0.0-0 | 0.0-0 | 0.0-0 | 0.0-0 | 0.0-0 | 0.5-3 | 0.5-1 | 1.5-10 | 3.0-12 | 1.5-7 | 1.0-8 | 0.0-0 | 1.5-3 |
| Williams, Jordan | 8.5-22 | 0.0-0 | 0.0-0 | 0.0-0 | 0.5-5 | 1.0-3 | 1.5-3 | 0.0-0 | 1.5-3 | 1.5-3 | 1.0-2 | 0.5-1 | 0.0-0 | 1.0-2 |
| Johnston, Clay | 8.0-27 | 0.5-3 | 1.5-8 | 2.0-5 | 1.5-6 | 1.0-3 | 1.5-2 | DNP | DNP | DNP | DNP | DNP | DNP | DNP |
| Lockhart, James | 6.5-27 | 1.0-6 | 0.0-0 | 2.0-5 | 0.0-0 | 0.5-2 | 1.0-4 | 0.0-0 | 0.0-0 | 0.5-1 | 0.0-0 | 0.5-1 | 0.0-0 | 1.0-8 |
| Zouzoua, Niadre | 2.5-11 | 1.0-5 | 1.0-5 | 0.0-0 | 0.0-0 | 0.0-0 | 0.5-1 | 0.0-0 | DNP | 0.0-0 | DNP | DNP | DNP | DNP |
| Arnold, Grayland | 2.5-5 | 0.5-1 | 0.0-0 | 1.0-1 | 0.0-0 | 1.0-3 | 0.0-0 | DNP | 0.0-0 | 0.0-0 | 0.0-0 | 0.0-0 | 0.0-0 | 0.0-0 |
| Texada, Raleigh | 2.0-9 | 0.0-0 | 0.0-0 | 0.0-0 | 0.0-0 | 0.0-0 | 0.0-0 | 0.0-0 | 0.0-0 | 0.0-0 | 0.0-0 | 1.0-5 | 1.0-4 | 0.0-0 |
| Ogbonnaya, Chidi | 2.0-7 | 0.0-0 | 1.0-1 | 0.0-0 | 0.0-0 | 0.0-0 | 0.0-0 | 1.0-6 | 0.0-0 | 0.0-0 | 0.0-0 | 0.0-0 | 0.0-0 | 0.0-0 |
| Pitre, Jalen | 1.5-5 | DNP | DNP | DNP | 0.0-0 | 1.0-5 | 0.5-0 | 0.0-0 | DNP | DNP | DNP | DNP | DNP | DNP |
| Franklin, TJ | 1.5-5 | 0.0-0 | DNP | DNP | DNP | 0.0-0 | 0.0-0 | 0.0-0 | 0.0-0 | 0.0-0 | 0.5-1 | 0.0-0 | 1.0-4 | 0.0-0 |
| Miller, Chris | 1.5-3 | 0.5-1 | 0.0-0 | 1.0-2 | 0.0-0 | 0.0-0 | 0.0-0 | 0.0-0 | 0.0-0 | DNP | 0.0-0 | 0.0-0 | 0.0-0 | 0.0-0 |
| McVea, Jairon | 1.5-3 | 1.0-3 | 0.0-0 | 0.0-0 | 0.0-0 | 0.5-0 | 0.0-0 | 0.0-0 | 0.0-0 | 0.0-0 | 0.0-0 | 0.0-0 | 0.0-0 | 0.0-0 |
| Hanspard, Byron | 1.0-4 | 0.0-0 | 0.0-0 | 0.0-0 | 0.0-0 | 0.0-0 | 0.0-0 | 0.0-0 | 0.0-0 | 0.0-0 | 0.0-0 | 0.0-0 | 1.0-4 | 0.0-0 |
| Matscik, Ross | 1.0-1 | 0.0-0 | 0.0-0 | 0.0-0 | 0.0-0 | 0.0-0 | 0.0-0 | 0.0-0 | 0.0-0 | 0.0-0 | 0.0-0 | 1.0-1 | 0.0-0 | 0.0-0 |
| Woods, J.T. | 1.0-1 | 0.0-0 | 0.0-0 | 0.0-0 | 0.0-0 | 1.0-1 | 0.0-0 | 0.0-0 | 0.0-0 | 0.0-0 | 0.0-0 | 0.0-0 | 0.0-0 | 0.0-0 |
| Shupp, Jackson | 1.0-1 | 0.0-0 | 0.0-0 | 0.0-0 | 0.0-0 | 0.0-0 | 0.0-0 | 0.0-0 | 0.0-0 | 0.0-0 | 0.0-0 | 0.0-0 | 1.0-1 | 0.0-0 |
| Black, Henry | 1.0-0 | 0.0-0 | 0.0-0 | 0.0-0 | 0.0-0 | 0.0-0 | 0.0-0 | 0.0-0 | 0.0-0 | 1.0-0 | 0.0-0 | 0.0-0 | 0.0-0 | 0.0-0 |
| Jones, Matt | 0.5-2 | 0.5-2 | 0.0-0 | DNP | 0.0-0 | DNP | DNP | DNP | DNP | DNP | DNP | DNP | 0.0-0 | DNP |
| Utley, Brayden | 0.5-2 | 0.5-2 | 0.0-0 | 0.0-0 | 0.0-0 | 0.0-0 | 0.0-0 | 0.0-0 | 0.0-0 | 0.0-0 | 0.0-0 | 0.0-0 | 0.0-0 | 0.0-0 |
| Taylor, Bralen | 0.5-1 | 0.0-0 | 0.5-1 | 0.0-0 | 0.0-0 | DNP | DNP | DNP | DNP | DNP | DNP | DNP | DNP | DNP |
| Hall, Gabe | 0.5-1 | 0.0-0 | 0.0-0 | 0.0-0 | 0.0-0 | 0.0-0 | 0.5-1 | DNP | DNP | DNP | DNP | 0.0-0 | DNP | DNP |
| Barnes, Kalon | 0.5-0 | 0.5-0 | 0.0-0 | 0.0-0 | 0.0-0 | 0.0-0 | 0.0-0 | 0.0-0 | 0.0-0 | 0.0-0 | 0.0-0 | 0.0-0 | 0.0-0 | 0.0-0 |

GAME-BY-GAME SACKS (SACKS-YARDS)

| PLAYER | SACKS-YDS | SFA | UTSA | at Rice | ISU | at KSU | TTU | at OSU | WVU | at TCU | OU | UT | at KU | vs. OU |
|------------------|-----------|-------|-------|---------|--------|--------|--------|--------|-------|--------|--------|--------|-------|--------|
| Lynch, James | 12.5-77 | 1.0-6 | 0.0-0 | 2.0-15 | 0.0-0 | 3.0-11 | 2.5-17 | 0.0-0 | 0.0-0 | 0.0-0 | 0.0-0 | 2.0-12 | 0.0-0 | 2.0-16 |
| Lockhart, James | 5.0-26 | 0.0-0 | 0.0-0 | 1.0-1 | 1.0-10 | 0.5-2 | 1.0-4 | 0.0-0 | 0.0-0 | 0.0-0 | 0.0-0 | 0.5-1 | 0.0-0 | 1.0-8 |
| Bernard, Terrel | 4.5-33 | 0.0-0 | 0.0-0 | 0.0-0 | 0.0-0 | 0.0-0 | 0.5-3 | 0.0-0 | 1.0-8 | 1.0-8 | 1.0-6 | 1.0-8 | 0.0-0 | 0.0-0 |
| Lynch, Blake | 4.5-29 | 0.0-0 | 1.0-1 | 0.0-0 | 0.0-0 | 0.0-0 | 0.5-1 | 0.0-0 | 0.0-0 | 1.5-8 | 1.5-19 | 0.0-0 | 0.0-0 | 0.0-0 |
| Roy, Bravvion | 4.5-27 | 0.0-0 | 0.0-0 | 0.0-0 | 0.5-5 | 0.5-3 | 0.0-0 | 1.0-7 | 0.0-0 | 0.5-4 | 1.0-4 | 0.0-0 | 1.0-4 | 0.0-0 |
| Johnston, Clay | 2.5-13 | 0.0-0 | 1.5-8 | 0.0-0 | 1.0-5 | 0.0-0 | 0.0-0 | DNP | DNP | DNP | DNP | DNP | DNP | DNP |
| Williams, Jordan | 1.5-8 | 0.0-0 | 0.0-0 | 0.0-0 | 0.5-5 | 0.0-0 | 0.0-0 | 0.0-0 | 0.0-0 | 0.0-0 | 0.5-2 | 0.5-1 | 0.0-0 | 0.0-0 |
| Zouzoua, Niadre | 1.5-6 | 1.0-5 | 0.0-0 | 0.0-0 | 0.0-0 | 0.0-0 | 0.5-1 | 0.0-0 | DNP | DNP | DNP | DNP | DNP | DNP |
| Ogbonnaya, Chidi | 1.0-6 | 0.0-0 | 0.0-0 | 0.0-0 | 0.0-0 | 0.0-0 | 0.0-0 | 1.0-6 | 0.0-0 | 0.0-0 | 0.0-0 | 0.0-0 | 0.0-0 | 0.0-0 |
| Pitre, Jalen | 1.0-5 | DNP | DNP | DNP | 0.0-0 | 1.0-5 | 0.0-0 | 0.0-0 | DNP | DNP | DNP | DNP | DNP | DNP |
| Franklin, TJ | 1.0-4 | 0.0-0 | DNP | DNP | DNP | 0.0-0 | 0.0-0 | 0.0-0 | 0.0-0 | 0.0-0 | 0.0-0 | 0.0-0 | 1.0-4 | 0.0-0 |
| Arnold, Grayland | 1.0-3 | 0.0-0 | 0.0-0 | 0.0-0 | 0.0-0 | 1.0-3 | 0.0-0 | DNP | 0.0-0 | 0.0-0 | 0.0-0 | 0.0-0 | 0.0-0 | 0.0-0 |
| Matscik, Ross | 1.0-1 | 0.0-0 | 0.0-0 | 0.0-0 | 0.0-0 | 0.0-0 | 0.0-0 | 0.0-0 | 0.0-0 | 0.0-0 | 0.0-0 | 1.0-1 | 0.0-0 | 0.0-0 |
| Jones, Matt | 0.5-2 | 0.5-2 | 0.0-0 | DNP | 0.0-0 | 0.0-0 | DNP | DNP | DNP | DNP | DNP | DNP | 0.0-0 | DNP |
| Utley, Brayden | 0.5-2 | 0.5-2 | 0.0-0 | 0.0-0 | 0.0-0 | 0.0-0 | 0.0-0 | 0.0-0 | 0.0-0 | 0.0-0 | 0.0-0 | 0.0-0 | 0.0-0 | 0.0-0 |
| Taylor, Bralen | 0.5-1 | 0.0-0 | 0.5-1 | 0.0-0 | 0.0-0 | DNP | DNP | DNP | DNP | DNP | DNP | DNP | DNP | DNP |

BAYLOR FOOTBALL 2019

OVERALL: 11-2 (HOME 6-1, ROAD 5-0, NEUTRAL 0-1) | BIG 12 CONFERENCE: 8-1 (HOME 4-1, ROAD 4-0, NEUTRAL 0-0)

SCORING DRIVES

| OPPONENT | PLAYS | YDS | DRIVE TIME | QTR/ CLOCK | DRIVE START | DRIVE PLAY |
|--------------------|-------|-----|------------|------------|-------------|------------------------------|
| Stephen F. Austin | 6 | 45 | 1:34 | 1st/11:48 | SFA45 | Ebner 16 pass from Brewer |
| Stephen F. Austin | 5 | 46 | 1:51 | 1st/8:13 | SFA46 | Sneed 11 pass from Brewer |
| Stephen F. Austin | 6 | 34 | 2:20 | 2nd/10:53 | SFA34 | Ebner 21 rush |
| Stephen F. Austin | 7 | 81 | 2:34 | 2nd/6:48 | BU19 | Ebner 11 rush |
| Stephen F. Austin | 8 | 45 | 3:11 | 2nd/2:20 | SFA45 | Lovett 19 rush |
| Stephen F. Austin | 4 | 75 | 1:20 | 3rd/13:40 | BU25 | Sneed 21 pass from Brewer |
| Stephen F. Austin | 6 | 63 | 2:39 | 3rd/10:07 | BU37 | Thornton 9 pass from Bohanon |
| Stephen F. Austin | 11 | 80 | 6:50 | 4th/4:26 | BU20 | A. Smith 9 rush |
| UTSA | 4 | 70 | 1:23 | 1st/8:22 | BU30 | Mims 9 pass from Brewer |
| UTSA | 9 | 79 | 3:50 | 1st/0:43 | BU21 | Brewer 5 rush |
| UTSA | 8 | 72 | 4:02 | 2nd/9:27 | BU28 | Mims 30 pass from Brewer |
| *UTSA | — | — | — | 2nd/7:09 | — | Arnold 73 punt return |
| UTSA | 9 | 75 | 4:06 | 2nd/1:30 | BU25 | Mims 25 pass from Brewer |
| UTSA | 8 | 70 | 3:35 | 3rd/11:25 | BU30 | Bohanon 3 rush |
| UTSA | 6 | 82 | 2:50 | 3rd/6:11 | BU18 | Hasty 1 rush |
| UTSA | 2 | 16 | 0:43 | 4th/8:30 | UTSA16 | Platt 15 rush |
| UTSA | 3 | 65 | 1:37 | 4th/5:33 | BU35 | Q. Jones 61 rush |
| at Rice | 9 | 86 | 4:01 | 1st/3:12 | BU14 | Fleeks 6 rush |
| at Rice | 7 | 84 | 3:07 | 2nd/5:02 | BU16 | Platt 50 pass from Brewer |
| at Rice | 5 | 74 | 0:29 | 2nd/0:15 | BU26 | Brewer 25 rush |
| Iowa State | 12 | 68 | 5:03 | 2nd/0:58 | BU32 | Mims 9 pass from Brewer |
| Iowa State | 12 | 75 | 5:00 | 3rd/10:00 | BU25 | Mims 24 pass from Brewer |
| Iowa State | 7 | 90 | 3:11 | 3rd/1:26 | BU10 | Thornton 35 pass from Brewer |
| Iowa State | 14 | 54 | 3:24 | 4th/0:21 | BU25 | Mayers 38 FG |
| at Kansas State | 8 | 57 | 2:44 | 2nd/14:27 | BU25 | Mayers 35 FG |
| at Kansas State | 6 | 98 | 2:28 | 2nd/6:38 | BU2 | Thornton 29 pass from Brewer |
| at Kansas State | 6 | 91 | 2:09 | 3rd/11:27 | BU9 | Lovett 13 rush |
| at Kansas State | 6 | 63 | 2:02 | 4th/10:34 | BU37 | Bohanon 4 rush |
| at Kansas State | 2 | 43 | 0:46 | 4th/5:37 | KS43 | Lovett 46 rush |
| Texas Tech | 6 | 21 | 1:44 | 2nd/10:08 | TT41 | Mayers 37 FG |
| Texas Tech | 5 | 36 | 1:57 | 3rd/13:03 | TT36 | Brewer 4 rush |
| Texas Tech | 7 | 74 | 3:00 | 3rd/8:05 | BU26 | Brewer 1 rush |
| Texas Tech | 11 | 89 | 1:37 | 4th/0:00 | BU9 | Mayers 19 FG |
| *Texas Tech | 3 | 25 | — | OT1 | TT25 | Brewer 1 rush |
| *Texas Tech | 3 | 25 | — | OT2 | TT25 | Hasty 5 rush |
| at Oklahoma State | 3 | 62 | 1:18 | 1st/12:06 | BU38 | Lovett 25 rush |
| at Oklahoma State | 7 | 64 | 2:43 | 2nd/1:32 | BU25 | Mayers 28 FG |
| at Oklahoma State | 2 | 83 | 0:53 | 3rd/8:42 | BU17 | Hasty 5 rush |
| at Oklahoma State | 6 | 93 | 2:55 | 3rd/2:36 | BU7 | Fleeks 64 pass from Brewer |
| at Oklahoma State | 7 | 75 | 3:51 | 4th/9:04 | BU25 | Brewer 2 rush |
| *at Oklahoma State | — | — | — | 4th 8:00 | — | Bernard 20 fumble return |
| at Oklahoma State | 1 | 73 | 0:12 | 4th/5:13 | BU27 | Hasty 73 rush |
| West Virginia | 8 | 86 | 4:13 | 1st/0:06 | BU14 | Sneed 13 pass from Brewer |
| West Virginia | 7 | 75 | 2:08 | 3rd/4:34 | BU25 | Mims 21 pass from Brewer |
| West Virginia | 13 | 62 | 6:06 | 4th/10:19 | BU19 | Mayers 36 FG |
| at TCU | 10 | 56 | 5:02 | 3rd/9:58 | BU25 | Mayers 36 FG |
| at TCU | 4 | 1 | 0:51 | 4th/14:34 | TCU8 | Mayers 24 FG |
| at TCU | 10 | 54 | 2:47 | 4th/0:36 | BU12 | Mayers 51 FG |
| *at TCU | 8 | 25 | — | OT1 | TCU25 | Brewer 3 rush |
| *at TCU | 4 | 25 | — | OT2 | TCU25 | Mims 20 pass from Brewer |
| *at TCU | 2 | 25 | — | OT3 | TCU25 | Mims 4 pass from Brewer |

SCORING DRIVES

| OPPONENT | PLAYS | YDS | DRIVE TIME | QTR/ CLOCK | DRIVE START | DRIVE PLAY |
|--------------|-------|-----|------------|------------|-------------|-------------------------------|
| Oklahoma | 10 | 78 | 3:59 | 5:26/1st | BU22 | Brewer 2 rush |
| Oklahoma | 5 | 54 | 1:43 | 1:51/1st | BU46 | Mims 30 pass from Brewer |
| Oklahoma | 2 | 27 | 0:05 | 2nd/14:56 | OU27 | Brewer 4 rush |
| Oklahoma | 1 | 9 | 0:07 | 2nd/11:02 | OU9 | Mims 9 pass from Brewer |
| Oklahoma | 14 | 61 | 5:03 | 2nd/0:03 | BU28 | Mayers 28 FG |
| Texas | 7 | 50 | 2:51 | 2nd/14:51 | 50 | Lovett 28 rush |
| Texas | 9 | 87 | 4:33 | 3rd/7:36 | BU13 | Brewer 1 rush |
| Texas | 9 | 61 | 4:19 | 3rd/1:20 | BU39 | Mims 12 pass from Brewer |
| Texas | 8 | 59 | 3:43 | 4th/10:57 | BU35 | Mayers 24 FG |
| at Kansas | 4 | 73 | 1:29 | 1st/8:47 | BU27 | Bonahon 6 rush |
| at Kansas | 1 | 51 | 0:09 | 1st/6:48 | BU49 | Thornton 51 pass from Brewer |
| at Kansas | 9 | 75 | 4:04 | 1st/1:08 | BU25 | Hasty 13 rush |
| at Kansas | 9 | 29 | 3:54 | 2nd/10:24 | KU34 | Brewer 23 FG |
| at Kansas | 3 | 30 | 0:42 | 2nd/5:41 | KU30 | Ebner 14 rush |
| at Kansas | 4 | 14 | 0:21 | 2nd/0:01 | KU20 | Mayers 23 FG |
| at Kansas | 7 | 75 | 3:44 | 3rd/11:16 | BU25 | Hasty 19 rush |
| at Kansas | 3 | 16 | 1:16 | 3rd/5:59 | KU16 | Hasty 8 rush |
| at Kansas | 14 | 78 | 6:45 | 4th/6:49 | BU22 | Q. Jones 7 rush |
| at Kansas | 4 | 25 | 1:44 | 4th/4:14 | KU25 | Zeno 1 rush |
| vs. Oklahoma | 4 | 3 | 1:25 | 2nd/10:20 | OU29 | Mayers 44 FG |
| vs. Oklahoma | 3 | 23 | 0:59 | 2nd/2:59 | OU23 | Thornton 33 pass from Bohanon |
| vs. Oklahoma | 9 | 42 | 1:14 | 2nd/0:08 | BU47 | Mayers 28 FG |
| vs. Oklahoma | 2 | 75 | 0:50 | 4th/9:41 | BU25 | Ebner 81 pass from Zeno |
| vs. Oklahoma | 5 | 80 | 2:46 | 4th/3:25 | BU10 | Mayers 27 FG |

AVERAGE DRIVE 6.6 59.7 2:39

* - not counted toward average drive length

DRIVES SUPERLATIVES

| | | | |
|----------------------|-------------------------|-----------------------|------------------|
| MOST PLAYS: | 14, three times | FEWEST PLAYS: | 1, three times |
| MOST YARDS: | 98 at Kansas State (TD) | FEWEST YARDS: | 1 at TCU (FG) |
| LONGEST TIME: | 6:50 vs. SFA (TD) | SHORTEST TIME: | 0:05 vs. OU (TD) |

BAYLOR FOOTBALL 2019

OVERALL: 11-2 (HOME 6-1, ROAD 5-0, NEUTRAL 0-1) | BIG 12 CONFERENCE: 8-1 (HOME 4-1, ROAD 4-0, NEUTRAL 0-0)

LONG PLAYS FROM SCRIMMAGE (25-Plus Yards)

| YDS | PLAY | OPPONENT (QTR) |
|-----|--------------------------------|-------------------------|
| 81 | Ebner pass from Zeno | vs. Oklahoma (4th) |
| 78 | Thornton pass from Brewer | at Oklahoma State (3rd) |
| 78 | Platt pass from Zeno | vs. Oklahoma (4th) |
| 73 | Hasty rush [TD] | at Oklahoma State (4th) |
| 71 | Arnold interception return | Oklahoma (2nd) |
| 64 | Fleeks pass from Brewer [TD] | at Oklahoma State (3rd) |
| 63 | Hasty pass from Brewer | at Oklahoma State (2nd) |
| 61 | Q. Jones rush [TD] | UTSA (4th) |
| 55 | Ebner rush | UTSA (1st) |
| 51 | Thornton pass from Brewer [TD] | at Kansas (1st) |
| 50 | Platt pass from Brewer [TD] | at Rice (2nd) |
| 46 | Mims pass from Brewer | Iowa State (1st) |
| 46 | Lovett rush [TD] | at Kansas State (4th) |
| 44 | Thornton pass from Brewer | at Rice (3rd) |
| 44 | Fleeks pass from Brewer | at Oklahoma State (4th) |
| 44 | Platt pass from Brewer | Texas (1st) |
| 43 | Thornton pass from Brewer | West Virginia (4th) |
| 41 | Thornton pass from Brewer | Texas Tech (3rd) |
| 38 | Lovett rush | Stephen F. Austin (3rd) |
| 38 | Bohanon rush | UTSA (3rd) |
| 38 | Sneed pass from Bohanon | at Kansas State (4th) |
| 35 | Mims pass from Brewer | at Rice (1st) |
| 35 | Thornton pass from Brewer | Iowa State (3rd) |
| 34 | Bohanon rush | Stephen F. Austin (4th) |
| 34 | Bohanon rush | UTSA (3rd) |
| 33 | Hasty rush | at Kansas State (2nd) |
| 33 | Thornton pass from Bohanon | vs. Oklahoma (2nd) |
| 32 | Sneed pass from Brewer | Texas Tech (3rd) |
| 32 | Mims pass from Brewer | Texas Tech (OT) |
| 31 | Hasty rush | at Kansas State (4th) |
| 30 | Mims pass from Brewer [TD] | UTSA (2nd) |
| 30 | Mims pass from Brewer | West Virginia (3rd) |
| 30 | Mims pass from Brewer [TD] | Oklahoma (1st) |
| 30 | Lovett rush | at Kansas (1st) |
| 29 | Thornton pass from Brewer [TD] | at Kansas State (2nd) |
| 29 | Thornton pass from Bohanon | vs. Oklahoma (2nd) |
| 28 | Lovett rush [TD] | Texas (2nd) |
| 27 | Mims pass from Brewer | at Kansas State (1st) |
| 27 | Thornton pass from Brewer | at Kansas State (2nd) |
| 27 | Ebner pass from Brewer | Texas Tech (4th) |
| 26 | Mims pass from Brewer [TD] | UTSA (2nd) |
| 26 | Thornton pass from Brewer | Iowa State (4th) |
| 26 | Thornton pass from Brewer | West Virginia (1st) |
| 26 | Brewer rush | at TCU (4th) |
| 26 | Mims pass from Brewer | Texas (3rd) |
| 26 | Mims pass from Brewer | Texas (4th) |
| 26 | Mims pass from Brewer | at Kansas (1st) |
| 25 | Brewer rush [TD] | at Rice (2nd) |
| 25 | Mims pass from Brewer | at Kansas State (3rd) |
| 25 | Thornton pass from Brewer | at Kansas State (3rd) |
| 25 | Lovett rush [TD] | at Oklahoma State (1st) |
| 25 | Ebner pass from Brewer | at Kansas (1st) |

MISCELLANEOUS INFORMATION

| OPPONENT | BAYLOR CAPTAINS | COIN TOSS | BAYLOR KO/REC | BAYLOR FIRST PLAY | OPP. FIRST POSSESSION | KICKOFF TIME (SITE) | GAME LENGTH | BU UNIFORM | GAME TIME TEMP | SURFACE | RESULT |
|-------------------|--|-----------|---------------|--------------------------|-----------------------|---------------------|-------------|-------------------|----------------|---------|----------|
| Stephen F. Austin | Houston, Sneed, Tecklenburg, J. Williams | BU | KO | Mims 8 pass from Brewer | Punt | 6:05 pm | 3:18 | Green/Green/Green | 91 | Turf | W, 56-17 |
| UTSA | Fruhorgen, Roy, Tecklenburg, J. Williams | BU | KO | Mims 1 pass from Brewer | Punt | 3:05 pm | 3:16 | Green/Green/Green | 101 | Turf | W, 63-14 |
| at Rice | Black, Platt, Tecklenburg, J. Williams | RU | REC | Platt 5 rush | Punt | 6:07 pm | 3:35 | White/White/White | 86 | Turf | W, 21-13 |
| Iowa State | B. Lynch, Mims, Tecklenburg, J. Williams | BU | KO | Mims 46 pass from Brewer | Punt | 2:35 pm | 3:38 | Green/Green/Green | 93 | Turf | W, 23-21 |
| at Kansas State | Hasty, Lockhart, Tecklenburg, J. Williams | KSU | REC | Ebner 4 rush | Punt | 2:40 pm | 3:11 | Green/White/Green | 70 | Turf | W, 31-12 |
| Texas Tech | Johnston, J. Lynch, Tecklenburg, J. Williams | BU | KO | Lovett 1 rush | Punt | 3:05 pm | 3:51 | Green/Green/Green | 64 | Turf | W, 33-30 |
| at Oklahoma State | Johnston, Mims, Roy, Tecklenburg, J. Williams | BU | KO | Brewer 17 rush | Punt | 3:00 pm | 3:25 | Green/White/Green | 73 | Turf | W, 45-27 |
| West Virginia | Lockhart, J. Lynch, Tecklenburg, J. Williams, Roy | BU | KO | Brewer pass incomplete | Punt | 7:05 pm | 3:32 | Green/Green/Green | 46 | Turf | W, 17-14 |
| at TCU | Black, Mims, Platt, Tecklenburg, J. Williams | BU | KO | Brewer 3 rush | FG | 11:03 am | 3:52 | White/White/Green | 59 | Grass | W, 29-23 |
| Oklahoma | Hasty, Miller, Tecklenburg, J. Williams | OU | REC | Brewer 6 rush | FG | 6:44 pm | 3:26 | Green/Green/Green | 51 | Turf | L, 31-34 |
| Texas | Arnold, Lovett, J. Lynch, Newman | UT | REC | Lovett 11 rush | Punt | 2:35 pm | 3:20 | Gold/Gold/Gold | 59 | Turf | W, 24-10 |
| at Kansas | George, M. Jones, Rogers, Tecklenburg, J. Williams | BU | KO | Lovett 30 rush | Downs | 2:35 pm | 3:29 | Gold/Green/Gold | 57 | Turf | W, 61-6 |
| vs. Oklahoma | Johnston, Lockhart, Tecklenburg, J. Williams | BU | KO | Lovett 12 rush | Punt | 11:08 am | 3:34 | Green/White/Green | Indoors | Turf | L, 23-30 |

BAYLOR FOOTBALL 2019

OVERALL: 11-2 (HOME 6-1, ROAD 5-0, NEUTRAL 0-1) | BIG 12 CONFERENCE: 8-1 (HOME 4-1, ROAD 4-0, NEUTRAL 0-0)

BAYLOR SUPERLATIVES

| INDIVIDUAL | | |
|---------------------|------|--|
| Rushes | 19 | Brewer, Charlie vs West Virginia (Oct 31, 2019) |
| Yards Rushing | 146 | Hasty, Ja'Mycal at Oklahoma State (Oct 19, 2019) |
| TD Rushes | 3 | Brewer, Charlie vs Texas Tech (Oct 12, 2019) Hasty, Ja'Mycal at Kansas (Nov 30, 2019) |
| Long Rush | 73 | Hasty, Ja'Mycal at Oklahoma State (Oct 19, 2019) |
| Pass attempts | 45 | Brewer, Charlie vs Iowa State (Sep 28, 2019) |
| Pass completions | 27 | Brewer, Charlie at TCU (Nov 09, 2019) |
| Yards Passing | 352 | Brewer, Charlie vs Texas Tech (Oct 12, 2019) |
| TD Passes | 3 | Brewer, Charlie; three times |
| Long Pass | 81 | Zeno, Jacob vs Oklahoma (Dec 07, 2019) |
| Receptions | 11 | Thornton, Tyquan vs Iowa State (Sep 28, 2019) |
| Yards Receiving | 141 | Thornton, Tyquan vs Iowa State (Sep 28, 2019) |
| TD Receptions | 3 | Mims, Denzel vs UTSA (Sep 07, 2019) |
| Long Reception | 81 | Ebner, Trestan vs Oklahoma (Dec 07, 2019) |
| Field Goals | 3 | Mayers, John at TCU (Nov 09, 2019) Mayers, John vs Oklahoma (Dec 07, 2019) |
| Long Field Goal | 51 | Mayers, John at TCU (Nov 09, 2019) |
| Punts | 8 | Power, Issac vs Oklahoma (Dec 07, 2019) |
| Punting Avg | 54.0 | Mayers, John vs Oklahoma (Nov 16, 2019) |
| Long Punt | 59 | Power, Issac at Oklahoma State (Oct 19, 2019) |
| Punts inside 20 | 3 | Power, Issac; three times |
| Long Punt Return | 73 | Arnold, Grayland vs UTSA (Sep 07, 2019) |
| Long Kickoff Return | 60 | Fleeks, Josh vs Texas Tech (Oct 12, 2019) |
| Tackles | 19 | Bernard, Terrel at TCU (Nov 09, 2019) |
| Sacks | 3.0 | Lynch, James at Kansas State (Oct 05, 2019) |
| Tackles For Loss | 4.0 | Lynch, James at Kansas State (Oct 05, 2019) |
| Interceptions | 2 | Arnold, Grayland at TCU (Nov 09, 2019) |

TEAM

| | | |
|------------------|------|---|
| Rushes | 56 | vs West Virginia (Oct 31, 2019) |
| Yards Rushing | 368 | vs UTSA (Sep 07, 2019) |
| Yards Per Rush | 9.4 | vs UTSA (Sep 07, 2019) |
| TD Rushes | 7 | at Kansas (Nov 30, 2019) |
| Pass attempts | 45 | vs Iowa State (Sep 28, 2019) |
| Pass completions | 27 | at TCU (Nov 09, 2019) |
| Yards Passing | 352 | vs Texas Tech (Oct 12, 2019) |
| Yards Per Pass | 18.4 | at Oklahoma State (Oct 19, 2019) |
| TD Passes | 4 | vs SFA (Aug 31, 2019) |
| Total Plays | 82 | vs West Virginia (Oct 31, 2019) |
| Total Offense | 546 | vs UTSA (Sep 07, 2019) |
| Yards Per Play | 9.9 | at Oklahoma State (Oct 19, 2019) |
| Points | 63 | vs UTSA (Sep 07, 2019) |
| Sacks By | 6 | at Kansas State (Oct 05, 2019) |
| First Downs | 30 | vs SFA (Aug 31, 2019) |
| Penalties | 10 | vs Texas Tech (Oct 12, 2019); at TCU (Nov 09, 2019) |
| Penalty Yards | 83 | vs Texas Tech (Oct 12, 2019) |
| Turnovers | 3 | vs Texas Tech (Oct 12, 2019); vs West Virginia (Oct 31, 2019) |
| Interceptions By | 4 | at Kansas (Nov 30, 2019) |
| Punts | 8 | vs Oklahoma (Dec 07, 2019) |
| Punting Avg | 49.0 | at Kansas (Nov 30, 2019) |
| Long Punt | 59 | at Oklahoma State (Oct 19, 2019) |
| Punts inside 20 | 3 | three times |
| Long Punt Return | 73 | vs UTSA (Sep 07, 2019) |

RED ZONE

| OPPONENT | TIMES IN | | | | RUSH TDS | PASS TDS | FAILED TO SCORE INSIDE 20 | | | | | | | | |
|-------------------|----------|-----------|-----------|------------|-----------|-----------|---------------------------|-----------|-----------|----------|----------|----------|----------|----------|----------|
| | SCORE | RED ZONE | SCORES | POINTS | | | TDS | FGS | FGA | DOWNS | INT | FUM | PUNT | HALF | GAME |
| Stephen F. Austin | 56-17 | 6 | 6 | 42 | 6 | 3 | 3 | 0 | 0 | 0 | 0 | 0 | 0 | 0 | 0 |
| UTSA | 63-14 | 5 | 5 | 35 | 5 | 4 | 1 | 0 | 0 | 0 | 0 | 0 | 0 | 0 | 0 |
| at Rice | 21-13 | 2 | 1 | 7 | 1 | 1 | 0 | 0 | 1 | 0 | 0 | 0 | 0 | 0 | 0 |
| Iowa State | 23-21 | 4 | 2 | 10 | 1 | 0 | 1 | 1 | 2 | 1 | 0 | 0 | 0 | 0 | 0 |
| at Kansas State | 31-12 | 3 | 3 | 17 | 2 | 2 | 0 | 1 | 1 | 0 | 0 | 0 | 0 | 0 | 0 |
| Texas Tech | 33-30 | 7 | 6 | 33 | 4 | 4 | 0 | 2 | 2 | 0 | 1 | 0 | 0 | 0 | 0 |
| at Oklahoma State | 45-27 | 3 | 3 | 17 | 2 | 2 | 0 | 1 | 1 | 0 | 0 | 0 | 0 | 0 | 0 |
| West Virginia | 17-14 | 3 | 2 | 10 | 1 | 0 | 1 | 1 | 1 | 1 | 0 | 0 | 0 | 0 | 0 |
| at TCU | 29-23 | 6 | 5 | 26 | 3 | 1 | 2 | 2 | 3 | 0 | 0 | 0 | 0 | 0 | 0 |
| Oklahoma | 31-34 | 4 | 4 | 24 | 3 | 2 | 1 | 1 | 1 | 0 | 0 | 0 | 0 | 0 | 0 |
| Texas | 24-10 | 3 | 3 | 17 | 2 | 1 | 1 | 1 | 1 | 0 | 0 | 0 | 0 | 0 | 0 |
| at Kansas | 61-6 | 9 | 9 | 54 | 7 | 7 | 0 | 2 | 2 | 0 | 0 | 0 | 0 | 0 | 0 |
| vs. Oklahoma | 23-30 | 2 | 2 | 6 | 0 | 0 | 0 | 2 | 2 | 0 | 0 | 0 | 0 | 0 | 0 |
| Totals | | 57 | 51 | 298 | 37 | 27 | 10 | 14 | 17 | 2 | 1 | 0 | 0 | 0 | 0 |
| Opponents | | 46 | 38 | 202 | 23 | 12 | 11 | 15 | 16 | 2 | 1 | 2 | 0 | 0 | 1 |

| | | | |
|-------------------------|----------------|--------------------|----------------|
| SEASON PCT. (OVERALL): | 51 of 57 (89%) | SEASON PCT. (TDS): | 37 of 57 (65%) |
| SEASON PCT. (NO SCORE): | 6 of 57 (11%) | SEASON PCT. (FGS): | 14 of 57 (25%) |

OPPONENT SUPERLATIVES

| INDIVIDUAL | | |
|---------------------|------|--|
| Rushes | 32 | Hubbard, Chuba, at Oklahoma State (Oct 19, 2019) |
| Yards Rushing | 171 | Hubbard, Chuba, at Oklahoma State (Oct 19, 2019) |
| TD Rushes | 2 | three players |
| Long Rush | 68 | Brown, LD, at Oklahoma State (Oct 19, 2019) Keaontay Ingram, vs Texas (Nov 23, 2019) |
| Pass attempts | 45 | Purdy, Brock, vs Iowa State (Sep 28, 2019) |
| Pass completions | 31 | Duffey, Jett, vs Texas Tech (Oct 12, 2019) |
| Yards Passing | 362 | Duffey, Jett, vs Texas Tech (Oct 12, 2019) |
| TD Passes | 4 | Hurts, Jalen, vs Oklahoma (Nov 16, 2019) |
| Long Pass | 83 | Kendall, Austin, vs West Virginia (Oct 31, 2019) |
| Receptions | 10 | Devin Duvernay, vs Texas (Nov 23, 2019) |
| Yards Receiving | 173 | Lamb, CeeDee, vs Oklahoma (Dec 07, 2019) |
| TD Receptions | 2 | Stogner, Austin, vs Oklahoma (Nov 16, 2019) |
| Long Reception | 83 | Campbell, G., vs West Virginia (Oct 31, 2019) |
| Field Goals | 3 | Wolff, Trey, vs Texas Tech (Oct 12, 2019) Brkic, Gabe, vs Oklahoma (Dec 07, 2019) |
| Long Field Goal | 48 | Cameron Dicker, vs Texas (Nov 23, 2019) |
| Punts | 9 | Growden, Josh, vs West Virginia (Oct 31, 2019) |
| Punting Avg | 48.0 | Nunez, Adam, at Rice (Sep 21, 2019) Thompson, Kyle, at Kansas (Nov 30, 2019) |
| Long Punt | 73 | Thompson, Kyle, at Kansas (Nov 30, 2019) |
| Punts inside 20 | 5 | Sandy, Jordy, at TCU (Nov 09, 2019) |
| Long Punt Return | 22 | Stoner, Dillon, at Oklahoma State (Oct 19, 2019) |
| Long Kickoff Return | 95 | Wright, Winston, vs West Virginia (Oct 31, 2019) |
| Tackles | 12 | Guzman, Noah, vs West Virginia (Oct 31, 2019) |
| Sacks | 3.0 | Stills, Darius, vs West Virginia (Oct 31, 2019) Perkins, Ronnie, vs Oklahoma (Nov 16, 2019) |
| Tackles For Loss | 4.0 | Perkins, Ronnie, vs Oklahoma (Nov 16, 2019) |
| Interceptions | 1 | six players |

TEAM

| | | |
|------------------|------|--|
| Rushes | 52 | vs Oklahoma (Nov 16, 2019) |
| Yards Rushing | 281 | at Oklahoma State (Oct 19, 2019) |
| Yards Per Rush | 6.2 | vs Texas (Nov 23, 2019) |
| TD Rushes | 3 | at Oklahoma State (Oct 19, 2019) |
| Pass attempts | 45 | vs Iowa State (Sep 28, 2019) |
| Pass completions | 31 | vs Texas Tech (Oct 12, 2019) |
| Yards Passing | 362 | vs Texas Tech (Oct 12, 2019) |
| Yards Per Pass | 12.0 | vs Oklahoma (Dec 07, 2019) |
| TD Passes | 4 | vs Oklahoma (Nov 16, 2019) |
| Total Plays | 95 | vs Oklahoma (Nov 16, 2019) |
| Total Offense | 525 | vs Oklahoma (Nov 16, 2019) |
| Yards Per Play | 6.0 | vs Texas Tech (Oct 12, 2019) |
| Points | 34 | vs Oklahoma (Nov 16, 2019) |
| Sacks By | 8 | vs West Virginia (Oct 31, 2019) |
| First Downs | 34 | vs Oklahoma (Nov 16, 2019) |
| Penalties | 11 | vs West Virginia (Oct 31, 2019) at TCU (Nov 09, 2019) |
| Penalty Yards | 125 | at TCU (Nov 09, 2019) |
| Turnovers | 6 | at Kansas (Nov 30, 2019) |
| Interceptions By | 3 | vs Texas Tech (Oct 12, 2019) |
| Punts | 9 | vs West Virginia (Oct 31, 2019) |
| Punting Avg | 48.0 | at Kansas (Nov 30, 2019) |
| Long Punt | 73 | at Kansas (Nov 30, 2019) |
| Punts inside 20 | 5 | at TCU (Nov 09, 2019) |
| Long Punt Return | 22 | at Oklahoma State (Oct 19, 2019) |

BAYLOR ROSTER

ALPHABETICAL ROSTER

| NO. | PLAYER, POS. |
|-----|--------------------------|
| 1 | Grayland Arnold, CB |
| 16 | Jared Atkinson, WR |
| 12 | Kalon Barnes, CB |
| 18 | Brandon Bass, QB |
| 29 | Davis Baucum, WR |
| 30 | Will Baxter, WR |
| 56 | Blake Bedier, OL |
| 36 | Ricardo Benitez, CB |
| 26 | Terrel Bernard, LB |
| 8 | Henry Black, S |
| 11 | Gerry Bohanon, QB |
| 16 | Bo Brewer, QB |
| 12 | Charlie Brewer, QB |
| 32 | Tyrone Brown, LB |
| 23 | Zeke Brown, CB |
| 38 | Koby Bullard, FB |
| 31 | Jacoby Clarke, RB |
| 41 | Jake Copeland, LB |
| 39 | Colby Delashaw, S |
| 73 | Davis DiVall, OL |
| 44 | Dru Dixon, RB |
| 25 | Trestan Ebner, RB |
| 75 | Elijah Ellis, OL |
| 84 | Jaylen Ellis, WR |
| 21 | Josh Fleeks, WR |
| 90 | TJ Franklin, DT |
| 63 | Jake Fruhmorgen, OL |
| 76 | Connor Galvin, OL |
| 65 | Blake George, OL |
| 37 | Cody George, TE |
| 80 | Jackson Gleeson, WR |
| 95 | Gabe Hall, DT |
| 25 | Byron Hanspard, Jr., CB |
| 6 | JaMycal Hasty, RB |
| 82 | Tyler Henderson, TE |
| 87 | Christoph Henle, TE |
| 18 | Gavin Holmes, WR |
| 11 | Jameson Houston, CB |
| 45 | Bryson Jackson, LB |
| 4 | Clay Johnston, LB |
| 66 | Colby Johnston, OL |
| 84 | Marques Jones, WR |
| 52 | Matt Jones, LB |
| 27 | Qualan Jones, RB |
| 61 | Khalil Keith, OL |
| 70 | Jackson Kimble, OL |
| 78 | Henry Klinge III, OL |
| 92 | Josh Landry, DT |
| 47 | Alex Lanham, CB |
| 9 | James Lockhart, DE |
| 50 | Ashton Logan, LB |
| 48 | Collin Losack, S |
| 7 | John Lovett, RB |
| 2 | Blake Lynch, LB |
| 93 | James Lynch, DT |
| 50 | Paul Matavao-Poialli, OL |
| 46 | Ross Maticcik, LS |
| 96 | Cole Maxwell, DT |
| 95 | John Mayers, K |
| 17 | Garret McGuire, QB |
| 58 | Michael McNair, LB |
| 42 | Jairon McVea, S |
| 3 | Chris Miller, S |
| 64 | Ryan Miller, DT |
| 37 | Mark Milton, CB |
| 5 | Denzel Mims, WR |
| 15 | Tripp Mitchell, WR |
| 77 | Jason Moore, OL |

NUMERICAL ROSTER

| No. | Name | Pos. | Ht. | Wt. | Class. | Exp. | Hometown / Previous |
|-----|---------------------|-------|------|-----|--------|------|--|
| 1 | Grayland Arnold | CB | 5-10 | 190 | Jr. | 2L | Kountze, Texas / Kountze HS |
| 2 | Blake Lynch | LB | 6-3 | 225 | Sr. | 3L | Gilmer, Texas / Gilmer HS |
| 3 | Chris Miller | S | 6-0 | 191 | Sr. | 3L | Frisco, Texas / Lone Star HS |
| 4 | Clay Johnston | LB | 6-1 | 232 | Sr. | 3L | Abilene, Texas / Wylie HS |
| 5 | Denzel Mims | WR | 6-3 | 215 | Sr. | 3L | Daingerfield, Texas / Daingerfield HS |
| 6 | JaMycal Hasty | RB | 5-9 | 205 | Sr. | 3L | Longview, Texas / Longview HS |
| 7 | John Lovett | RB | 6-0 | 212 | Jr. | 2L | Burlington, N.J. / Cherokee HS |
| 8 | Henry Black | S | 6-0 | 206 | Sr. | 3L | Shreveport, La. / Woodlawn HS |
| 9 | James Lockhart | DE | 6-2 | 263 | Sr. | 1L | Ennis, Texas / Ennis HS / Texas A&M |
| 11 | Gerry Bohanon | QB | 6-3 | 221 | R-Fr. | RS | Earle, Ark. / Earle HS |
| 11 | Jameson Houston | CB | 5-11 | 200 | Sr. | 3L | Austin, Texas / St. Michael's Academy |
| 12 | Kalon Barnes | CB | 6-0 | 186 | So. | 1L | Silsbee, Texas / Silsbee HS |
| 12 | Charlie Brewer | QB | 6-1 | 206 | Jr. | 2L | Austin, Texas / Lake Travis HS |
| 13 | R.J. Sneed | WR | 6-1 | 200 | So. | 1L | Cypress, Texas / Cypress Ranch HS |
| 13 | Raleigh Texada | CB | 5-10 | 180 | Jr. | 1L | Frisco, Texas / Centennial HS |
| 14 | Chris Platt | WR | 5-11 | 172 | Gr. | 4L | Willis, Texas / Willis HS |
| 14 | Jacob Zeno | QB | 6-1 | 204 | Fr. | HS | San Antonio, Texas / John Jay HS |
| 15 | Tripp Mitchell | WR/QB | 6-1 | 190 | Fr. | HS | Camarillo, Calif. / Oaks Christian HS |
| 15 | Christian Morgan | S | 6-1 | 211 | So. | 1L | Houston, Texas / Porter HS |
| 16 | Jared Atkinson | WR | 6-3 | 216 | Jr. | 2L | Mesquite, Texas / Horn HS |
| 16 | Bo Brewer | QB | 5-11 | 190 | Fr. | HS | Richardson, Texas / Pearce HS |
| 17 | Garret McGuire | QB | 5-10 | 185 | So. | SQ | Cedar Hill, Texas / Cedar Hill HS |
| 18 | Brandon Bass | QB | 5-10 | 190 | R-Fr. | RS | Addison, Texas / Trinity Christian |
| 18 | Gavin Holmes | WR | 5-11 | 193 | So. | 1L | Justin, Texas / Northwest HS |
| 19 | Yusuf Terry | WR | 6-3 | 189 | Fr. | HS | Philadelphia, Pa. / Imhotep Institute Charter |
| 20 | Craig Williams | RB | 5-8 | 173 | R-Fr. | RS | Crosby, Texas / Crosby HS |
| 20 | Brandon White | CB | 6-0 | 181 | Fr. | HS | Amarillo, Texas / Tascosa HS |
| 21 | Josh Fleeks | WR | 5-11 | 188 | So. | 1L | Dallas, Texas / Cedar Hill HS |
| 22 | JT Woods | S | 6-2 | 190 | So. | 1L | San Antonio, Texas / Steele HS |
| 23 | Zeke Brown | CB | 6-0 | 180 | Jr. | 1L | Midlothian, Texas / Midlothian HS |
| 24 | Jalen Pitre | LB | 6-0 | 212 | Jr. | 2L | Stafford, Texas / Stafford HS |
| 25 | Trestan Ebner | RB | 5-11 | 208 | Jr. | 2L | Henderson, Texas / Henderson HS |
| 25 | Byron Hanspard, Jr. | CB | 6-0 | 181 | R-Fr. | RS | DeSoto, Texas / DeSoto HS |
| 26 | Terrel Bernard | LB | 6-1 | 222 | So. | 1L | La Porte, Texas / La Porte HS |
| 27 | Qualan Jones | RB | 5-11 | 230 | Fr. | HS | Grand Prairie, Texas / Trinity Christian |
| 28 | Abram Smith | RB | 5-11 | 205 | So. | 1L | Abilene, Texas / Abilene HS |
| 29 | Davis Baucum | WR | 5-10 | 189 | R-Fr. | TR | Mesquite, Texas / Dallas Christian / Jacksonville |
| 30 | Will Baxter | S | 6-0 | 193 | R-Fr. | RS | Amarillo, Texas / Tascosa HS |
| 30 | Hakeem Vance | S | 6-1 | 207 | Fr. | HS | Olive Branch, Miss. / Hattiesburg HS |
| 31 | Jacoby Clarke | RB | 6-0 | 195 | Fr. | HS | The Woodlands, Texas / HS |
| 31 | Griffin Speaks | S | 6-0 | 185 | Fr. | HS | Auburn, Ala. / HS |
| 32 | Tyrone Brown | LB | 6-4 | 205 | Fr. | HS | Beaumont, Texas / Beaumont United HS |
| 32 | Skyler Wetzel | RB | 5-9 | 190 | Jr. | TR | San Antonio, Texas / Reagan HS / Tarleton St. |
| 33 | Jonah White | RB | 6-0 | 208 | Fr. | HS | Merkel, Texas / HS |
| 33 | Will Williams | S | 6-2 | 205 | Fr. | HS | El Paso, Texas / Chapin HS |
| 34 | Blake Perdue | WR | 6-0 | 189 | Jr. | JC | Amarillo, Texas / Midland College |
| 34 | Owen Rogers | LB | 6-2 | 211 | Sr. | 1L | Phoenix, Ariz. / Brophy College Prep / Arizona State |
| 35 | Trystan Slinker | LB | 5-11 | 222 | Jr. | TR | Cache, Okla. / Cache HS / Southern Nazarene |
| 35 | Shevin Smith | CB | 5-11 | 165 | Fr. | HS | Savannah, Ga. / Islands HS |
| 36 | Ricardo Benitez | CB | 4-2 | 110 | R-Fr. | RS | Plano, Texas / Plano West HS |
| 36 | Solo Turner | LB | 6-1 | 230 | Fr. | HS | Frisco, Texas / Prestonwood Christian |
| 37 | Cody George | TE | 6-2 | 256 | Sr. | SQ | Lorena, Texas / Lorena HS |
| 37 | Mark Milton | CB | 6-1 | 182 | R-Fr. | RS | Houston, Texas / Clear Brook HS |
| 38 | Koby Bullard | FB | 6-1 | 231 | Jr. | 1L | La Vernia, Texas / La Vernia HS |
| 38 | Jordan Williams | LB | 6-0 | 223 | Sr. | 3L | Paris, Texas / Paris HS |
| 39 | Colby Delashaw | S | 6-0 | 194 | R-Fr. | RS | Frisco, Texas / Wakeland HS |
| 40 | Kolby White | WR | 5-8 | 170 | Fr. | HS | Sugar Land, Texas / Elkins HS |
| 41 | Jake Copeland | LB | 6-0 | 220 | Jr. | 1L | Southlake, Texas / Southlake HS / Navarro JC |
| 42 | Jairon McVea | S | 5-9 | 185 | Jr. | 2L | Richmond, Texas / George Ranch HS |
| 43 | Issac Power | P | 6-1 | 200 | R-Fr. | RS | Castle Rock, Colo. / Ponderosa HS |
| 44 | Dru Dixon | RB | 6-0 | 255 | So. | SQ | Phoenix, Ariz. / Pinnacle HS |
| 45 | Bryson Jackson | LB | 6-2 | 211 | So. | SQ | Mansfield, Texas / Lake Ridge HS |
| 46 | Ross Maticcik | LS | 6-0 | 235 | Sr. | 3L | McKinney, Texas / McKinney Boyd HS |
| 47 | Alex Lanham | CB | 5-10 | 165 | Fr. | HS | Trabuco Canyon, Calif. / St. Margaret's Episcopal |
| 48 | Collin Losack | S | 5-10 | 180 | Fr. | HS | Colleyville, Texas / Heritage HS |

BAYLOR ROSTER

NUMERICAL ROSTER

| No. | Name | Pos. | Ht. | Wt. | Class. | Exp. | Hometown / Previous |
|-----|-----------------------|-------|------|-----|--------|------|---|
| 50 | Ashton Logan | LB | 6-1 | 232 | So. | 1L | Temple, Texas / Temple HS |
| 50 | Paul Matavao-Poialii | LB | 6-4 | 277 | Fr. | HS | Daly City, Calif. / Jefferson HS |
| 51 | Jackson Shupp | DE | 6-4 | 246 | R-Fr. | RS | The Woodlands, Texas / The Woodlands HS |
| 52 | Matt Jones | LB | 6-3 | 237 | Fr. | HS | Odessa, Texas / Odessa Permian HS |
| 52 | Sam Tecklenburg | OL | 6-4 | 310 | Sr. | 3L | Plano, Texas / Plano HS |
| 54 | Brayden Utley | DT | 6-1 | 257 | R-Fr. | RS | Huntington Beach, Calif. / Loyola HS |
| 55 | Xavier Newman-Johnson | OL | 6-2 | 307 | Jr. | 2L | Desoto, Texas / Desoto HS |
| 55 | Garmon Randolph | DE | 6-7 | 242 | Fr. | HS | Jefferson, Ga. / HS |
| 56 | Blake Bedier | OL | 6-5 | 302 | Jr. | JC | Lehi, Utah / Lehi HS / Snow College |
| 57 | Johncarlo Valentin | OL | 6-4 | 320 | Sr. | 1L | Philadelphia, Pa. / Imhotep Charter / ASA College |
| 58 | Michael McNair | LB | 6-2 | 236 | Jr. | SQ | Richardson, Texas / Plano East |
| 58 | Ty Smith | OL | 6-3 | 294 | So. | SQ | Argyle, Texas / Argyle HS |
| 61 | Khalil Keith | OL | 6-5 | 320 | So. | 1L | Alpine, Ala. / Winterboro HS |
| 63 | Jake Fruhmorgen | OL | 6-6 | 305 | Sr. | 1L | Tampa, Fla. / Plant HS / Clemson |
| 64 | Ryan Miller | DT | 6-2 | 289 | Jr. | 2L | Southlake, Texas / Carroll HS |
| 65 | Blake George | OL | 6-4 | 255 | Fr. | HS | Lorena, Texas / HS |
| 66 | Colby Johnston | OL | 6-4 | 270 | Fr. | HS | Plano, Texas / Plano East HS |
| 67 | Thor Rodoni | LS | 6-2 | 211 | Jr. | SQ | Los Banos, Calif. / Pacheco HS |
| 70 | Jackson Kimble | OL | 6-3 | 303 | R-Fr. | RS | Southlake, Texas / Carroll HS |
| 71 | Jim Threet | OL | 6-5 | 310 | Jr. | SQ | Sunnyvale, Texas / Sunnyvale HS |
| 73 | Davis DiVall | OL | 6-4 | 293 | Fr. | HS | Scottsdale, Ariz. / Notre Dame Prep / Bridgton Academy |
| 74 | Prince Pines | OL | 6-4 | 339 | R-Fr. | RS | Baton Rouge, La. / Tara HS |
| 75 | Elijah Ellis | OL | 6-6 | 279 | Fr. | HS | Paris, Texas / HS |
| 76 | Connor Galvin | OL | 6-7 | 302 | So. | 1L | Katy, Texas / Katy HS |
| 77 | Jason Moore | OL | 6-3 | 296 | So. | SQ | Frisco, Texas / Independence HS |
| 78 | Henry Klinge III | OL | 6-5 | 304 | So. | SQ | Southlake, Texas / Carroll HS |
| 79 | Casey Phillips | OL | 6-5 | 303 | R-Fr. | RS | Franklin, Texas / Franklin HS |
| 80 | Jackson Gleeson | WR | 6-0 | 185 | R-Fr. | RS | Mansfield, Texas / Mansfield HS |
| 81 | Tyquan Thornton | WR | 6-3 | 176 | So. | 1L | Miami, Fla. / Booker T. Washington HS |
| 82 | Tyler Henderson | TE | 6-4 | 248 | So. | 1L | Kyle, Texas / Lehman HS |
| 82 | Kyle Peterson | WR | 6-0 | 163 | Jr. | JC | Thousand Oaks, Calif. / Thousand Oaks HS / Moorpark College |
| 83 | Russell Morrison | WR | 5-11 | 192 | Jr. | SQ | Katy, Texas / Cinco Ranch HS |
| 84 | Jaylen Ellis | WR | 6-0 | 186 | Fr. | HS | Round Rock, Texas / Cedar Ridge HS |
| 84 | Marques Jones | WR | 6-2 | 211 | Sr. | 2L | McKinney, Texas / McKinney HS |
| 85 | Sam Snyder | TE | 6-5 | 209 | Fr. | HS | Fleming Island, Fla. / Fleming Island HS |
| 86 | Ben Sims | TE | 6-4 | 256 | R-Fr. | RS | San Antonio, Texas / Clark HS |
| 87 | Christoph Henle | TE | 6-6 | 259 | So. | 1L | Innsbruck, Austria / The Oakridge School |
| 88 | Bralen Taylor | DE | 6-7 | 261 | R-Fr. | RS | Cuero, Texas / Cuero HS |
| 89 | Jay Sedwick | K | 5-11 | 211 | So. | 1L | Arlington, Texas / Grace Prep |
| 90 | TJ Franklin | DT | 6-4 | 294 | Fr. | HS | Temple, Texas / Temple HS |
| 91 | Rob Saulin | TE/DT | 6-5 | 302 | So. | 1L | Pennsville, N.J. / Pennsville Memorial HS |
| 92 | Josh Landry | DT | 6-1 | 277 | R-Fr. | RS | Houston, Texas / Lamar HS |
| 93 | James Lynch | DT | 6-4 | 295 | Jr. | 2L | Round Rock, Texas / Round Rock HS |
| 94 | Harrison White | DT | 6-5 | 263 | Fr. | HS | Houston, Texas / Klein HS |
| 95 | Gabe Hall | DT | 6-5 | 305 | Fr. | HS | Waller, Texas / HS |
| 95 | John Mayers | K | 5-10 | 184 | R-Fr. | RS | Flower Mound, Texas / Marcus HS |
| 96 | Cole Maxwell | DT | 6-5 | 295 | So. | SQ | Allen, Texas / Allen HS |
| 97 | Niadré Zouzoua | DE | 6-4 | 237 | Jr. | JC | Brockton, Mass. / Brockton HS / Monroe College |
| 98 | Chidi Ogbonnaya | DT | 6-5 | 290 | So. | 1L | Houston, Texas / Langham Creek HS |
| 99 | Noah Rauschenberg | K | 6-1 | 203 | Fr. | HS | Tulsa, Okla. / Union HS |
| 99 | Bravvion Roy | DT | 6-1 | 333 | Sr. | 3L | Spring, Texas / Spring HS |

| ALPHABETICAL ROSTER | |
|---------------------|---------------------------|
| NO. | PLAYER, POS. |
| 15 | Christian Morgan, S |
| 83 | Russell Morrison, WR |
| 55 | Xavier Newman-Johnson, OL |
| 98 | Chidi Ogbonnaya, DT |
| 34 | Blake Perdue, WR |
| 82 | Kyle Peterson, WR |
| 79 | Casey Phillips, OL |
| 74 | Prince Pines, OL |
| 24 | Jalen Pitre, LB |
| 14 | Chris Platt, WR |
| 43 | Issac Power, P |
| 55 | Garmon Randolph, DE |
| 99 | Noah Rauschenberg, K |
| 67 | Thor Rodoni, LS |
| 34 | Owen Rogers, LB |
| 99 | Bravvion Roy, DT |
| 91 | Rob Saulin, DT |
| 89 | Jay Sedwick, K |
| 51 | Jackson Shupp, DE |
| 86 | Ben Sims, TE |
| 35 | Trystan Slinker, LB |
| 28 | Abram Smith, RB |
| 35 | Shevin Smith, CB |
| 58 | Ty Smith, OL |
| 13 | R.J. Sneed, WR |
| 85 | Sam Snyder, TE |
| 31 | Griffin Speaks, S |
| 88 | Bralen Taylor, DE |
| 52 | Sam Tecklenburg, OL |
| 19 | Yusuf Terry, WR |
| 13 | Raleigh Texada, CB |
| 81 | Tyquan Thornton, WR |
| 71 | Jim Threet, OL |
| 36 | Solo Turner, LB |
| 54 | Brayden Utley, DT |
| 57 | Johncarlo Valentin, OL |
| 30 | Hakeem Vance, S |
| 32 | Skyler Wetzel, RB |
| 20 | Brandon White, CB |
| 94 | Harrison White, DT |
| 33 | Jonah White, RB |
| 40 | Kolby White, CB |
| 20 | Craig Williams, RB |
| 38 | Jordan Williams, LB |
| 33 | Will Williams, S |
| 22 | JT Woods, S |
| 14 | Jacob Zeno, QB |
| 97 | Niadré Zouzoua, DE |

COACHING STAFF

- Head Coach:** Matt Rhule (Penn State, 1997)
- Associate Head Coach/Defensive Ends:** Joey McGuire (UT Arlington, 1995)
- Defensive Coordinator:** Phil Snow (Cal State Hayward, 1978)
- Co-Offensive Coordinator/Running Backs:** Jeff Nixon (Penn State, 1998)
- Co-Offensive Coordinator/Quarterbacks:** Glenn Thomas (Texas Tech, 1998)
- Asst. Coach/Offensive Line:** Shawn Bell (Baylor, 2006)
- Asst. Coach/Cornerbacks/Recruiting Coordinator:** Evan Cooper (Temple, 2009)
- Asst. Coach/Wide Receivers/Passing Game Coordinator:** Frisman Jackson (Northern Illinois, 2009)
- Asst. Coach/Defensive Line:** Frank Okam (Texas, 2007)
- Asst. Coach/Tight Ends:** Marcus Satterfield (ETSU, 1999)
- Asst. Coach/Special Teams Coordinator/Linebackers:** Mike Siravo (Boston College, 1998)

2019 GAME RECAPS

OVERALL: 11-2 (HOME 6-1, ROAD 5-0, NEUTRAL 0-1) | BIG 12 CONFERENCE: 8-1 (HOME 4-1, ROAD 4-0, NEUTRAL 0-0)

BAYLOR 56, STEPHEN F. AUSTIN 17

MCLANE STADIUM • WACO, TEXAS

AUG. 31, 2019 • ATTENDANCE: 43,013

Running back **Trestan Ebner's** winding 21-yard run was the first of his three touchdowns, Charlie Brewer threw for 215 yards and three scores in barely more than a half and Baylor handed the Lumberjacks their seventh straight season-opening loss with a 56-17 victory Saturday night.

After scoring a TD on a 3-yard run for those first SFA points in a series that dates back to 1928, SFA's Trae Self's pass was intercepted by **Blake Lynch**, who partially blocked a punt on the opening series. Ebner's highlight-reel TD came six plays after Lynch's interception.

Ebner's other touchdowns were also in the first half on a 16-yard pass from Brewer and an 11-yard run.

R.J. Sneed had a pair of TD catches with a team-leading 57 yards receiving. Sneed, Ebner and **Denzel Mims** had five catches apiece.

John Lovett ran for 108 yards on eight carries, including a 19-yard touchdown to give Baylor a 35-7 halftime lead.

POSTGAME NOTES

- Baylor is now 78-36-4 all-time in season openers, a 13-10 mark in the Big 12 era (since 1996).
- The Bears are 18-1 all-time against four members (Abilene Christian, Lamar, Northwestern State, Stephen F. Austin, Sam Houston State) of the Southland Conference.
- The 56 points are the third-most points ever scored by a **Matt Rhule** coached team. The record is 60 points scored in a 60-40 win for Temple at SMU on Nov. 6, 2015.
- The 56 points scored are the most points for Baylor since putting up 62 vs. West Virginia on Oct. 17, 2015.
- LB **Blake Lynch** blocked the first kick of his career, a punt in the first quarter. DT **Gabe Hall** blocked a field goal attempt in the third quarter, the first of his young career. Lynch and Hall are the fifth and sixth different players to do so in the Rhule era.
- RB **Trestan Ebner's** three-TD performance is a career best, his previous high was two vs. Vanderbilt in the Texas Bowl and two rushing TDs vs. West Virginia in 2017. He is the first Baylor player to score three TDs in a game since RB **John Lovett** collected three in last year's season opener vs. Abilene Christian.
- RB **John Lovett** finished with 108 yards, his fourth-career 100+ rushing performance.

SCORING SUMMARY

| ABILENE CHRISTIAN | 7 | 13 | 7 | 0 | -- | 27 |
|-------------------|----|----|----|---|----|----|
| BAYLOR | 13 | 21 | 10 | 7 | -- | 55 |

| | | | |
|-----|-------|-----|--|
| 1st | 11:48 | BU | Ebner, Trestan 16 yd pass from Brewer, Charlie (Mayers, John kick) |
| | 08:13 | BU | Sneed, R.J. 11 yd pass from Brewer, Charlie (Mayers, John kick) |
| | 03:17 | SFA | Self, Trae 3 yd run (Ruiz, Storm kick) |
| 2nd | 10:53 | BU | Ebner, Trestan 21 yd run (Mayers, John kick) |
| | 06:48 | BU | Ebner, Trestan 11 yd run (Mayers, John kick) |
| | 02:20 | BU | Lovett, John 19 yd run (Mayers, John kick) |
| 3rd | 13:40 | BU | Sneed, R.J. 21 yd pass from Brewer, Charlie (Mayers, John kick) |
| | 10:07 | BU | Thornton, Tyquan 9 yd pass from Bohanon, Gerry (Rauschenberg, Noah kick) |
| 4th | 11:16 | SFA | Ruiz, Storm 32 yd field goal |
| | 04:26 | BU | Smith, Abram 9 yd run (Rauschenberg, Noah kick) |
| | 01:04 | SFA | McGowen, Josh 1 yd run (Ruiz, Storm kick) |

STATISTICS

| TEAM STATS | SFA | BU |
|----------------------------|---------|---------|
| FIRST DOWNS | 13 | 30 |
| RUSHES-YARDS (NET) | 32-119 | 37-268 |
| PASSING YDS (NET) | 158 | 250 |
| Passes Att-Comp-Int | 30-16-1 | 37-26-0 |
| TOTAL OFFENSE PLAYS-YARDS | 62-277 | 74-518 |
| Fumble Returns-Yards | 0-0 | 0-0 |
| Punt Returns-Yards | 1-17 | 3-18 |
| Kickoff Returns-Yards | 1-16 | 2-35 |
| Interception Returns-Yards | 0-0 | 1-1 |
| Punts (Number-Avg) | 8-31.0 | 4-36.5 |
| Fumbles-Lost | 0-0 | 2-1 |
| Penalties-Yards | 4-50 | 5-30 |
| Possession Time | 30:07 | 29:53 |
| Third-Down Conversions | 6 of 16 | 8 of 13 |
| Fourth-Down Conversions | 0 of 0 | 1 of 1 |
| Red-Zone Scores-Chances | 3-4 | 6-6 |
| Sacks By: Number-Yards | 0-0 | 3-15 |

INDIVIDUAL STATISTICS

RUSHING: Stephen F. Austin-Hutchings, Thomas 10-68; McGowen, Josh 7-38; Ward, Da'Leon 9-10; Arnold, Cam 2-7; Self, Trae 4-4; Baylor-Lovett, John 8-108; Bohanon, Gerry 6-84; Ebner, Trestan 2-32; Hasty, Ja'Mycal 10-25; Smith, Abram 4-8; Clarke, Jacoby 2-7; Jones, Qualan 3-5; Brewer, Charlie 2-1.

PASSING: Stephen F. Austin - Self, Trae 15-21-1-140; Arnold, Cam 1-1-0-18. Baylor - Brewer, Charlie 21-31-0-199; Bohanon, Gerry 5-6-0-51.

RECEIVING: Stephen F. Austin - Gipson, Xavier 3-61-0; Simmons, Remi 3-16-0; Clater, Calvin 3-11-0; Williams, Cody 2-9-0; Borders, Quentynian 2-6-0; Rikel, Lawton 1-23-0; Thompson, Josh 1-18-0; Ward, Da'Leon 1-8-0; Hutchings, Thomas 1-6-0. Baylor - Sneed, R.J. 5-57-2; Mims, Denzel 5-46-0; Ebner, Trestan 5-40-1; Fleeke, Josh 4-37-0; Hasty, Ja'Mycal 2-6-0; Platt, Chris 1-23-0; Atkinson, Jared 1-16-0; Thornton, Tyquan 1-9-1; Bullard, Koby 1-8-0; Henle, Christoph 1-8-0.

INTERCEPTIONS: Stephen F. Austin - none. Baylor - Lynch, Blake 1-1

FUMBLES: Stephen F. Austin - none. Baylor - Arnold, Grayland 1-0; Smith, Abram 1-1.

SACKS: Stephen F. Austin - none. Baylor - Miller, Chris 0.5-1; Johnson, Clay 0.5-3; Arnold, Grayland 0.5-1; Jones, Matt 0.5-2; Zouzoua, Niadre 1.0-5; McVea 1.0-3; Lynch, James 1.5-8; Utley, Brayden 0.5-2; Lynch, Blake 0.5-2; Lockhart, James 1.0-6; Barnes, Kalon 0.5-0.

TACKLES (UA-A): Stephen F. Austin - Jones, Quin 8-2; Roland, Galvin 4-5; Morris, Bert 6-0; Bakari, Taaj 3-2; Gordon, Trenton 3-2; Hendrix, Aretavious 3-0; Lawton, Caleb 2-1; Sampson, Gary 1-2; Heard, Myles 2-0; McKnight, Gerard 2-0; Jones, Eli 1-1; Williams II, Rason 0-2; TEAM 1-0; Rikel, Lawton 1-0; Britton, Teddy 1-0; Smith, Marje 1-0; Mosley, Marcus 1-0; Randle, Brevin 1-0; Brown, A.J. 1-0; Murray, Amad 1-0; Jacobs, Anthony 1-0; Hutchings, Thomas 1-0. Baylor - Roy, Bravion 4-2; Miller, Chris 4-1; Johnson, Clay 3-2; Arnold, Grayland 2-2; Bernard, Terrel 2-2; Williams, Jordan 3-0; Jones, Matt 1-2; Jackson, Bryson 0-3; Williams, Will 2-0; Zouzoua, Niadre 2-0; McVea 2-0; Lynch, James 1-1; Woods, J.T. 1-1; Utley, Brayden 1-1; Delashaw, Colby 1-1; Lynch, Blake 1-1; Randolph, Garmon 1-0; Black, Henry 1-0; Taylor, Bralen 1-1; Lockhart, James 1-0; Smith, Abram 1-0; Texada, Raleigh 0-1; Barnes, Kalon 0-1; Hanspard Jr., Byron 0-1.

BAYLOR 63, UTSA 14

MCLANE STADIUM • WACO, TEXAS

SEPT. 7, 2019 • ATTENDANCE: 40,274

Denzel Mims was a little slow getting up after a play when he saw Baylor's call for the next snap. The senior receiver quickly waved off another player heading on to the field to take his place.

Mims then caught the second of his three touchdowns before Grayland Arnold's 73-yard punt return for a score in Baylor's 63-14 win over UTSA on Saturday.

Charlie Brewer completed 12 of 16 passes for 163 yards and the three TDs to Mims while playing only the first half, when the Bears (2-0) built a 35-0 lead. Brewer also had a 5-yard touchdown run on a blistering hot day.

Mims had all seven of his catches for 101 yards in the first half of his second career three-TD game. He was wide open in the end zone for a 9-yard TD to start the scoring when cornerback Cassius Grady fell down. Mims got behind the same defender along the sideline for a 30-yard TD and then kicked over the pylon to make it 21-0 on the play he stayed on the field.

The Roadrunners (1-1) trailed 49-0 before a 16-play drive capped by true freshman Sincere McCormick's 2-yard TD run at the end of the third quarter. He added a 54-yard score after that.

Arnold had Baylor's first punt return for a touchdown since 2005 midway through the second quarter. After fielding the ball and sliding to his right, Arnold sprinted down the sideline and got some nice down-field blocks.

POSTGAME NOTES

- The 63 points scored are the most ever by a Matt Rhule coached team. The previous record was 60 points scored in a 60-40 win for Temple at SMU on Nov. 6, 2015.
- The last time the Bears scored 60+ points was when they scored 66 on Oct. 10, 2015 when they scored 66 in a 66-7 victory at Kansas.
- The Bears allowed just 102 passing yards, the fewest since allowing just 31 to Rice, Sept. 16, 2016.
- WR Denzel Mims had his second-career 3 TD performance (first in 2017 vs. OU). He hauled in his first TD reception of the year, a 9-yd reception for the Bears' first score of the day. He then added a 30-yd TD reception in the second quarter and a 26-yd reception in the second quarter for his third TD of the day.
- WR Denzel Mims now has 19 career touchdowns, good for sole possession of ninth place on the Baylor receivers all-time TD list.
- CB Grayland Arnold took a 73-yd punt return to the house, the first punt return TD of his career and the Rhule era. Overall, it is the first Baylor punt return TD since Nov. 16, 2013 when Levi Norwood had a 58-yd punt return vs. Texas Tech at AT&T Stadium. The 73-yd punt return TD is tied for the ninth longest in Baylor history (Don Huggins, 73 yards vs. TCU in 1970) and the longest since Shaun Rochon's 85-yd punt return TD vs. Samford in 2005.
- WR Chris Platt becomes just the fourth active player nationally to score a TD in five different seasons (2015-19).

SCORING SUMMARY

| UTSA | 0 | 0 | 7 | 7 | -- | 14 |
|--------|----|----|----|----|----|----|
| BAYLOR | 14 | 21 | 14 | 14 | -- | 63 |

| | | | |
|-----|-------|------|--|
| 1st | 08:22 | BU | Mims, Denzel 9 yd pass from Brewer, Charlie (Mayers, John kick) |
| | 00:43 | BU | Brewer, Charlie 5 yd run (Mayers, John kick) |
| 2nd | 09:27 | BU | Mims, Denzel 30 yd pass from Brewer, Charlie (Mayers, John kick) |
| | 07:09 | BU | Arnold, Grayland 73 yd punt return (Mayers, John kick) |
| | 01:30 | BU | Mims, Denzel 26 yd pass from Brewer, Charlie (Mayers, John kick) |
| 3rd | 11:25 | BU | Bohanon, Gerry 3 yd run (Mayers, John kick) |
| | 06:11 | BU | Hasty, Ja'Mycal 1 yd run (Mayers, John kick) |
| | 00:03 | UTSA | McCORMICK, S. 2 yd run (DUPLESSIS, H. kick) |
| 4th | 12:22 | UTSA | McCORMICK, S. 54 yd run (DUPLESSIS, H. kick) |
| | 08:30 | BU | Platt, Chris 15 yd run (Rauschenberg, Noah kick) |
| | 05:33 | BU | Jones, Qualan 61 yd run (Rauschenberg, Noah kick) |

STATISTICS

| TEAM STATS | UTSA | BU |
|----------------------------|---------|---------|
| FIRST DOWNS | 14 | 25 |
| RUSHES-YARDS (NET) | 36-164 | 39-368 |
| PASSING YDS (NET) | 102 | 178 |
| Passes Att-Comp-Int | 30-17-0 | 23-16-0 |
| TOTAL OFFENSE PLAYS-YARDS | 66-266 | 62-546 |
| Fumble Returns-Yards | 0-0 | 0-0 |
| Punt Returns-Yards | 1-2 | 3-83 |
| Kickoff Returns-Yards | 2-37 | 2-51 |
| Interception Returns-Yards | 0-0 | 0-0 |
| Punts (Number-Avg) | 8-43.0 | 3-43.7 |
| Fumbles-Lost | 3-1 | 1-0 |
| Penalties-Yards | 7-58 | 6-50 |
| Possession Time | 31:31 | 28:29 |
| Third-Down Conversions | 7 of 18 | 6 of 9 |
| Fourth-Down Conversions | 2 of 3 | 0 of 0 |
| Red-Zone Scores-Chances | 1-1 | 5-5 |
| Sacks By: Number-Yards | 1-2 | 3-10 |

INDIVIDUAL STATISTICS

RUSHING: UTSA - McCormick, S. 12-87; Boston, Deven 5-33; Brady, Brenden 6-26; Narcisse, Lowell 3-12; Harris, Frank 9-3; Daniels, B.J. 1-3. Baylor - Bohanon, Gerry 7-93; Ebner, Trestan 4-76; Lovett, John 9-69; Jones, Qualan 2-63; Smith, Abram 3-21; Hasty, Ja'Mycal 7-18; Platt, Chris 1-15; Brewer, Charlie 4-10; White, Jonah 1-2; Bullard, Koby 1-1.

PASSING: UTSA - Harris Frank 15-21-0-93; Narcisse, Lowell 2-6-0-9. Baylor - Brewer, Charlie 12-16-0-163; Bohanon, Gerry 4-7-0-15.

RECEIVING: UTSA - Ogle-Kellogg, T. 4-15-0; Moorhead, Blaze 3-21-0; Cephus, J. 2-23. Strickland, C. 2-11-0; Jones, Sheldon 2-10-0; Woolen, Tariq 1-7-0; Boston, Deven 1-6-0; Franklin, Z. 1-6-0; Griffin, Dywan 1-3-0. Baylor: Mims, Denzel 7-101-3; Sneed, R.J. 3-40-0; Hasty, Ja'Mycal 2-8-0; Thornton, Tyquan 1-16-0; Lovett, John 1-13-0; Baucum, Davis 1-2-0; Platt, Chris 1-2-0.

INTERCEPTIONS: UTSA - none. Baylor - none.

FUMBLES: UTSA - Harris, Frank 2-0; Johnson, Krik 1-1. Baylor - Hasty, Ja'Mycal 1-1.

SACKS: UTSA - Wisdom, Rashad 1.0-2. Baylor - Johnson, Clay 1.5-8; Lynch, Blake 1.0-1; Taylor, Bralen 0.5-1.

TACKLES (UA-A): UTSA - Austin III 4-2; Sam, Jahmal 4-1; Harris, SaVion 3-2; McFarland, L. 3-2; Mayfield, Corey 4-0; Mahnke, Tyler 2-1; Martel, Andrew 2-1; Wisdom, Rashad 1-2; Nwachukwu, K. 2-0; Banks, Eric 1-1; Henry, D. 1-0; Dantzler, L. 1-0; Harmonson, T. 1-0; Grady, Cassius 1-0; Preston, J. 1-0; Baker, Baylen 1-0; Robinson, Ken 1-0; Boston, Deven 1-0; Benning, Myles 1-0; Carter-McLin, J. 1-0; Nelson, Kevin 1-0; Matternson, B. 1-0. Baylor - Johnson - Johnston, Clay 2-4; Williams, Jordan 3-2; Miller, Chris 2-3; Black, Henry 2-3; Barnes, Kalon 2-2; McVea, Jairon 2-2; Bernard, Terrel 1-3; Arnold, Grayland 3-0; Lockhart, James 1-2; Zouzoua, Niadre 1-1; Lynch, Blake 1-1; Lynch, James 1-1; Woods, J.T. 1-1; Houston, Jameson 1-1; Logan, Ashton 1-1; Taylor, Bralen 0-2; Brown, Zeke 1-0; Maxwell, Cole 1-0; Ogbonaya, Chidi 1-0; Williams, Will 1-0; Roy, Bravion 1-0; Jackson, Bryson 0-1; Milton, Mark 0-1; Jones, Matt 0-1.

2019 GAME RECAPS

OVERALL: 11-2 (HOME 6-1, ROAD 5-0, NEUTRAL 0-1) | BIG 12 CONFERENCE: 8-1 (HOME 4-1, ROAD 4-0, NEUTRAL 0-0)

BAYLOR 21, RICE 13

RICE STADIUM • HOUSTON, TEXAS

SEPT. 21, 2019 • ATTENDANCE: 20,198

Baylor was happy to escape with a win against Rice on Saturday night. The Bears might have been even happier with the wakeup call they received. Charlie Brewer threw for 303 yards and a touchdown, Denzel Mims caught six passes for 102 yards and Baylor held on to beat Rice 21-13.

Brewer threw a 50-yard touchdown pass to Chris Platt with five minutes left in the second quarter, and ran for a 25-yard touchdown with 15 seconds left in the first half as the Bears (3-0) built a 21-3 halftime lead. Brewer finished 20 of 27 and rushed 12 times for 58 yards.

Platt finished with 85 yards with the touchdown on five catches. Josh Fleeks put Baylor on the board with three minutes left in the first quarter. Baylor outgained Rice 427-242.

Wiley Green finished 13-of-23 passing for 128 yards in his return after missing last week with a neck injury. Tom Stewart was 5 of 8 for 50 yards and rushed for a 21-yard touchdown with 8:42 left in the fourth quarter to pull Rice within eight. Brad Rozner caught seven passes for 100 yards for the Owls (0-4).

The Owls had the ball and a chance to tie with three minutes left in the game, but two sacks ended the drive.

The Bears iced the game with a 13-yard pass from Brewer to Mims with a minute left for a first down.

POSTGAME NOTES

- The Bears have won five straight games for the first time since opening the 2016 season 6-0.
- With Fleeks' TD run, 13 different Bears have accounted for a touchdown this season.
- The Bears' 86-yard TD drive to open up scoring in the game is Baylor's longest since a 10-play, 88-yd TD drive in last year's Texas Bowl.
- WR Denzel Mims finished with 102 receiving yards on six catches, giving the Bears a 100-yard performer in 18-of-28 games under head coach Matt Rhule, including five consecutive games through the victory over Rice. There have been 26 total 100-yard performances under Rhule.
- Josh Fleeks rushed for his second-career rushing TD (3rd career TD), his first of the 2019 campaign, a 6-yd run to open up scoring in the first quarter.
- WR Chris Platt hauled in a 50-yd TD reception in the second quarter, his longest pass reception since a 79-yarder (TD) at Duke in 2017. The TD is the 6th career reception of 50+ yards for Platt.
- The 50-yd TD pass from QB Charlie Brewer to WR Chris Platt is the 9th completion of 50 or more yards of Brewer's career.
- QB Charlie Brewer finished with 303 yards passing, his 8th game in 19 starts with 300+ yards passing. He remains in fourth on the all-time Baylor list and is one away from tying Nick Florence for third with 9 games.
- DT James Lynch finished with a career-high 2 sacks, giving him 11.5 career sacks.
- DE James Lockhart collected his first career fumble recovery to end a sequence of three plays where he recorded a pass break up, a tackle for loss and a fumble recovery.
- DE James Lockhart collected his first sack of the season, second of his career. He finished with 4 tackles (tied career high), 1.0 sack, 2.0 TFL, 2 QB hurry, 1 pass break up and 1 fumble recovery.

SCORING SUMMARY

| BAYLOR | 7 | 14 | 0 | 0 | -- | 21 |
|--------|---|----|---|---|----|----|
| RICE | 0 | 3 | 3 | 7 | -- | 13 |

| | | |
|-----------|------|--|
| 1st 03:12 | BU | Fleeks, Josh 6 yd run (Mayers,John kick) |
| 2nd 08:09 | RICE | Harrison, Will 28 yd field goal |
| 05:02 | BU | Platt, Chris 50 yd pass from Brewer, Charlie (Mayers, John kick) |
| 00:15 | BU | Brewer, Charlie 25 yd run (Mayers, John kick) |
| 3rd 03:50 | RICE | Harrison, Will 24 yd field goal |
| 4th 08:42 | BU | STEWART, Tom 21 yd run (Harrison, Will kick) |

STATISTICS

| TEAM STATS | BU | RICE |
|----------------------------|---------|---------|
| FIRST DOWNS | 20 | 17 |
| RUSHES-YARDS (NET) | 35-124 | 35-64 |
| PASSING YDS (NET) | 303 | 178 |
| Passes Att-Comp-Int | 28-20-0 | 31-18-0 |
| TOTAL OFFENSE PLAYS-YARDS | 63-427 | 66-242 |
| Fumble Returns-Yards | 0-0 | 0-0 |
| Punt Returns-Yards | 0-0 | 0-0 |
| Kickoff Returns-Yards | 3-45 | 2-41 |
| Interception Returns-Yards | 0-0 | 0-0 |
| Punts (Number-Avg) | 3-107 | 4-183 |
| Fumbles-Lost | 3-2 | 2-1 |
| Penalties-Yards | 6-60 | 1-5 |
| Possession Time | 27:45 | 32:15 |
| Third-Down Conversions | 7 of 12 | 8 of 18 |
| Fourth-Down Conversions | 0 of 1 | 1 of 2 |
| Red-Zone Scores-Chances | 1-2 | 2-3 |
| Sacks By: Number-Yards | 3-16 | 2-8 |

INDIVIDUAL STATISTICS

RUSHING: Baylor - Brewer, Charlie 12-58; Hasty, JaMycal 7-39; Ebner, Trestan 7-10; Lovett, John 5-9; Fleeks, Josh 2-5; Platt, Chris 1-5; Team 1- -2. Rice - Booker, Charlie 12-29; Green, Wiley 4-18; Walter, Aston 14-11; Stewart, Tom 4-5; Montgomery, C. 1-1.

PASSING: Baylor - Brewer, Charlie 20-27-0-303; Atkinson, Jared 0-1-0-0. Rice - Green, Wiley 13-23-0-128; Stewart, Tom 5-8-0-50.

RECEIVING: Baylor - Mims, Denzel 6-102-0; Platt, Chris 5-85-1; Thornton, Tyquan 3-70-0; Sneed, R.J. 3-24-0; Henle, Christoph 1-11-0; Hasty, JaMycal 1-6-0; Ebner, Trestan 1-5-0. Rice - Rozner, Brad 7-100-0; Myers, Jordan 3-13-0; Trammell, A. 2-27-0; Pitre III, A. 2-16-0; Walter, Aston 2-14-0; Bradley, Jack 1-8-0; Montgomery, C. 1-0-0.

INTERCEPTIONS: Baylor - none. Rice - none.

FUMBLES: Baylor - Lovett, John 1-1; Brewer, Charlie 1-1. Rice - Montgomery, C. 1-1; Rozner, Brad 1-0.

SACKS: Baylor - Lockhart, James 1.0-1; Lynch, James 2.0-15. Rice - Chamberlain, T. 0.5-1; Ekpe, Anthony 0.5-1.

TACKLES (UA-A): Baylor - Johnston, Clay 7-6; Roy, Bravion 4-1; Miller, Chris 3-2; Bernard, Terrel 3-2; Texada, Raleigh 4-0; Lockhart, James 3-1; Lynch, Blake 2-2; Houston, Jameson 2-2; Arnold, Grayland 2-2; Williams, Jordan 2-1; Morgan, C. 1-2; Lynch, James 2-0; McVea, Jairon 1-1; Black, Henry 0-2; Barnes, Kalon 1-0; Ogbonnaya, Chidi 1-0; Woods, J.T. 0-1; Smith, Abram 0-1. Rice - Alldredge, B. 6-2; Smith, Naeem 4-3; Montero, A. 3-4; Chamberlain, T. 2-4; Bird, Andrew 3-1; Enechukwu, I. 1-2; Garcia, Elijah 1-2; Hubbard, J. 2-0; Ekpe, Anthony 1-1; Adams, Myles 1-1; Ellerbe, N. 1-1; Richardson, I. 1-1; Nyakwol, George 0-2; Myers, Jordan 1-0; Calderon, Prudy 1-0; White, Jason 1-0; Thornton, Tyrae 1-0; Carroll, D. 1-0; Doddridge, J. 0-1; Newsome, D. 0-1; Page, Kebreyun 0-1; Floyd, Izeya 0-1; Orji, Kenneth 0-0.

BAYLOR 23, IOWA STATE 21

MCLANE STADIUM • WACO, TEXAS

SEPT. 28, 2019 • ATTENDANCE: 42,359

Baylor coach Matt Rhule passed on a field goal try early in Iowa State's huge fourth-quarter comeback because redshirt freshman John Mayers badly missed a kick in the first half.

After the Bears had blown the rest of their 20-point lead, Rhule faced another decision from the same distance as the early miss -- 38 yards -- only this time it was into the wind, with less than half a minute remaining, and his team down one.

The kid got another chance.

Mayers slipped the 38-yarder just inside the right upright with 21 seconds left for the first field goal of his career, lifting Baylor to a 23-21 victory over Iowa State on a steamy Saturday after the Bears blew their big lead and were behind for the first time this season.

Charlie Brewer answered the last of three fourth-quarter TD drives engineered by Brock Purdy, taking the Bears 54 yards in 14 plays. Among the three third-down conversions was a 10-yard run by Brewer on third-and-9 and completions of 15 and 13 yards to Tyquan Thornton.

After an Iowa State timeout, Mayers touched off a wild celebration as the Bears (4-0, 1-0 Big 12) extended their best start in three years under Rhule and won their sixth straight game going back to last season. It's the longest active winning streak in the Big 12.

POSTGAME NOTES

- The last time Iowa State was held scoreless through three-straight quarters was on Sept. 8, 2018 at Iowa, when they were shutout through the final three quarters.
- WR Denzel Mims finished with 106 receiving yards on 6 catches and WR Tyquan Thornton finished with 141 receiving yards on 11 catches, giving the Bears at least one 100-yard performer in 19-of-29 games under head coach Matt Rhule, including six consecutive games through the victory over Iowa State. There have been 28 total 100-yard performances under Rhule.
- The Bears have had two 100-yard performers in nine games under Rhule.
- The Bears are 10-1 when an individual records a 100-yard performance.
- QB Charlie Brewer ties his career high with three TD passes, the sixth time in his career he has done so.
- WR Tyquan Thornton has a career-best 141 receiving yards, the first 100+ receiving yard performances of his career. His 11 receptions were also a career high and rank tied for 15th-most in a single game in school history.
- WR Denzel Mims finished with 106 yards, his 3rd 100+ receiving yard performance this year (last three-straight games), 10th of his career.
- LB Clay Johnston finished with 13 tackles, his 9th career double-digit tackle game and second straight. He had 11 tackles in the first half alone.
- QB Charlie Brewer finished with 307 yards passing, his 9th game in 20 starts with 300+ yards passing. He is now tied for third with Nick Florence on the all-time Baylor list with 9 games of 300+ yards passing.

SCORING SUMMARY

| IOWA STATE | 0 | 0 | 0 | 21 | -- | 21 |
|------------|---|---|----|----|----|----|
| BAYLOR | 0 | 7 | 13 | 3 | -- | 23 |

| | | |
|-----------|-----|---|
| 2nd 00:58 | BU | Mims,Denzel 9 yd pass from Brewer,Charlie (Mayers,John kick) |
| 3rd 10:00 | BU | Mims,Denzel 24 yd pass from Brewer,Charlie (TEAM rush fumbld) |
| 01:26 | BU | Thornton,Tyquan 35 yd pass from Brewer,Charlie (Mayers,John kick) |
| 4th 14:34 | ISU | Lang, Johnnie 3 yd run (Assalley, C. kick) |
| 07:24 | ISU | Lang, Johnnie 12 yd pass from Purdy, Brock (Assalley, C. kick) |
| 03:45 | ISU | Kolar, Charlie 20 yd pass from Purdy, Brock (Assalley, C. kick) |
| 00:21 | BU | Mayers,John 38 yd field goal |

STATISTICS

| TEAM STATS | ISU | BU |
|----------------------------|---------|---------|
| FIRST DOWNS | 23 | 24 |
| RUSHES-YARDS (NET) | 28-63 | 34-104 |
| PASSING YDS (NET) | 342 | 307 |
| Passes Att-Comp-Int | 45-27-1 | 45-26-0 |
| TOTAL OFFENSE PLAYS-YARDS | 73-405 | 79-411 |
| Fumble Returns-Yards | 0-0 | 0-0 |
| Punt Returns-Yards | 1-9 | 2-3 |
| Kickoff Returns-Yards | 1-23 | 1-25 |
| Interception Returns-Yards | 0-0 | 1-0 |
| Punts (Number-Avg) | 5-39.4 | 3-43.5 |
| Fumbles-Lost | 1-1 | 1-0 |
| Penalties-Yards | 2-25 | 7-75 |
| Possession Time | 29:43 | 30:17 |
| Third-Down Conversions | 7 of 15 | 6 of 17 |
| Fourth-Down Conversions | 0 of 1 | 2 of 3 |
| Red-Zone Scores-Chances | 3-3 | 2-4 |
| Sacks By: Number-Yards | 3-16 | 3-25 |

INDIVIDUAL STATISTICS

RUSHING: ISU - Lang, Johnnie 6-35; Nwangwu, Kene 3-13; Croney, Sheldon 6-12; Purdy, Brock 13-3. BU - Lovett, John 12-52; Brewer, Charlie 13-29; Ebner, Trestan 4-16; Hasty, JaMycal 3-10; Bohannon, Gerry 1- -1.

PASSING: ISU - Purdy, Brock 27-45-2-342; BU - Brewer, Charlie 26-45-3-307

RECEIVING: ISU - Jones, D. - 7-7-0; Kolar, Charlie 5-727-1; Milton, Tanique 3-40-0; Allen, Chase 2-37-0; Wilson, Darren 2-36-0; Shaw, Sean 1-33-0; Croney, Sheldon 5-21-0; Pettway, J. 1-14-0; Lang, Johnnie 1-12-1. BU - Tyquan, Thornton 11-141-1; Mims, Denzel 6-106-2; Sneed, R.J. 4-30-0; Hasty, JaMycal 3-14-0; Atkinson, Jared 1-9-0; Platt, Chris 1-7-0.

INTERCEPTIONS: ISU - None. BU - Williams, Jordan 1-0.

FUMBLES: ISU - Purdy, Brock 1-1. BU - Brewer, Charlie 1-0.

SACKS: ISU - Vance, O'Rien 2.0-10; Spears, Marcel 1.0-6. BU - Johnston, Clay 1.0-5; Williams, Jordan 0.5-5; Roy, Bravion 0.5-5; Lockhart, James 1.0-10.

TACKLES (UA-A): ISU - Vance, O'Rien 6-3; White, Lawrence 4-2; Spears, Marcel 2-4; Johnson, An. 4-1; Hummel, Jake 4-1; Eisworth, Greg 3-1; Lewis, Braxton 3-1; Rose, Mike 2-2; Azunna, Arnold 2-0; Lima, Ray 1-1; Young, Datrone 1-1; Bickham, Justin 1-1; Kolar, Charlie 1-0; Akers, Landon 1-0; Uwazurike, E. 1-0; Grant, Jatairis 1-0; Petersen, Zach 1-0; Wirtel, Steve 1-0; Miller, D.J. 0-1; Johnson, Jamahl 0-1. BU - Johnston, Clay 7-6; Bernard, Terrel 2-4; Williams, Jordan 2-4; Miller, Chris 5-0; Texada, Raleigh 4-1; Black, Henry 3-0; Arnold, Grayland 2-1; Lynch, Blake 2-1; Roy, Bravion 1-2; Lockhart, James 2-0; Lynch, James 2-0; Woods, J.T. 2-0; Houston, Jameson 1-1; Pitre, Jalen 1-1; Hasty, JaMycal 1-0; Barnes, Kalon 0-1; Maticic, Ross 0-1; Milton, Mark 0-1.

2019 GAME RECAPS

OVERALL: 11-2 (HOME 6-1, ROAD 5-0, NEUTRAL 0-1) | BIG 12 CONFERENCE: 8-1 (HOME 4-1, ROAD 4-0, NEUTRAL 0-0)

BAYLOR 31, K-STATE 12

BILL SNYDER FAMILY STADIUM • MANHATTAN, KANSAS

OCT. 5, 2019 • ATTENDANCE: 50,448

Baylor didn't win a conference road game last season, but had success in its first attempt this season on Saturday, beating Kansas State 31-12 to remain undefeated.

Charlie Brewer led the Bears with 230 yards passing and a touchdown as Baylor got their first conference road win since beating Kansas in 2017.

Baylor (5-0, 2-0 Big 12) had 426 yards of offense with only 23 minutes of possession against the Wildcats (3-2, 0-2), who have scored only two touchdowns in their last two games.

It was only the third conference road win for Baylor since 2016, and just the second for Rhule with the Bears.

John Lovett had a pair of touchdown runs and Gerry Bohanon added another scoring run for Baylor. Tyquan Thornton had 92 yards receiving with a touchdown. Denzel Mims hauled in 83 yards on five catches and JaMycal Hasty had 87 yards rushing.

Skyler Thompson was 22-of-34 passing for 218 yards for Kansas State. James Gilbert led the Wildcats in rushing with 94 yards.

The Bears had 15 tackles for loss, which is the most for the Bears since the season opener in 2016. Baylor had six sacks and made it tough for Thompson to feel comfortable in the pocket.

POSTGAME NOTES

- The Bears' first touchdown drive of 98 yards is the longest touchdown drive since a 99-yard TD drive in the 2016 Cactus Bowl.
- On the 98-yard drive, WR Tyquan Thornton hauled in 67 of those 98 yards on three receptions (11 yds, 27 yds, 29 yds).
- With two takeaways in the game, the Bears have now had 10 in seven games and only six in the previous 14 games.
- Through five games the Bears have held opponents to just 13 total first half points.
- Through five games the Bears have held opponents to just 26 points through the first three quarters.
- DL James Lynch forces a fumble, the first of his career. The fumble was recovered by S JT Woods, his second fumble recovery of the season.
- S Grayland Arnold hauled in his first interception of the year, second of his career. He also collected his first career sack.
- DL James Lynch finished with a career-high 3 sacks, now has 14.5 career sacks, good for 5th- most in BU history.
- DL James Lynch also finished with a career-best 4 TFLs.
- OL Casey Phillips made his first career start.
- S JT Woods made his first career start.

SCORING SUMMARY

| | | | | | | |
|---------|---|----|---|----|----|----|
| BAYLOR | 0 | 10 | 7 | 14 | -- | 31 |
| K-STATE | 3 | 0 | 3 | 6 | -- | 12 |

| | | |
|-----------|----|---|
| 1st 02:11 | KS | Lynch, Blake 31 yd field goal |
| 2nd 14:27 | BU | Mayers, John 36 yd field goal |
| 06:38 | BU | Thornton, Tyquan 29 yd pass from Brewer, Charlie (Mayers, John kick) |
| 3rd 11:27 | BU | Lovett, John 13 yd run (Mayers, John kick) |
| 00:21 | KS | Lynch, Blake 29 yd field goal |
| 4th 10:34 | BU | Bohanon, Gerry 4 yd run (Mayers, John kick) |
| 06:24 | KS | Schoen, Dalton 5 yd pass from Thompson, S. (Thompson, S. rush fumble) |
| 05:37 | BU | Lovett, John 46 yd run (Mayers, John kick) |

STATISTICS

| TEAM STATS | BU | KS |
|----------------------------|---------|---------|
| FIRST DOWNS | 18 | 21 |
| RUSHES-YARDS (NET) | 31-158 | 40-123 |
| PASSING YDS (NET) | 268 | 218 |
| Passes Att-Comp-Int | 24-15-0 | 34-22-1 |
| TOTAL OFFENSE PLAYS-YARDS | 55-426 | 74-341 |
| Fumble Returns-Yards | 0-0 | 0-0 |
| Punt Returns-Yards | 0-0 | 0-0 |
| Kickoff Returns-Yards | 1-21 | 4-74 |
| Interception Returns-Yards | 1-17 | 0-0 |
| Punts (Number-Avg) | 6-32.0 | 6-40.8 |
| Fumbles-Lost | 1-0 | 3-1 |
| Penalties-Yards | 7-52 | 5-35 |
| Possession Time | 23:15 | 36:45 |
| Third-Down Conversions | 2 of 9 | 6 of 17 |
| Fourth-Down Conversions | 0 of 0 | 1 of 2 |
| Red-Zone Scores-Chances | 3-3 | 3-3 |
| Sacks By: Number-Yards | 6-24 | 1-17 |

INDIVIDUAL STATISTICS

RUSHING: Baylor - Hasty, JaMycal 8-87; Lovett, John 7-74; Ebner, Trestan 9-16; Platt, Chris 1-2; Bohanon, Gerry 3-1; Brewer, Charlie 3--22. K-State - Gilbert, James 18-94; Ervin, Joe 5-21; Thompson, S. 11-6; Trotter, Harry 5-5; Youngblood, J. 1--3.

PASSING: Baylor - Brewer, Charlie 14-23-0-230; Bohanon, Gerry 1-1-0-38. K-State - Thompson, S. 22-34-1-218.

RECEIVING: Baylor - Mims, Denzel 5-83-0; Thornton, Tyquan 4-92-1; Sneed, R.J. 2-52-0; Ebner, Trestan 2-24-0; Platt, Chris 1-12-0; Hasty, JaMycal 1-5-0. K-State - Brooks, Phillip 7-69-0; Schoen, Dalton 6-69-1; Gilbert, James 2-21-0; Lenners, Nick 2-20-0; Youngblood, J. 2-15-0; Wheeler, Samuel 1-13-0; Weber, Landry 1-6-0; Knowles, Malik 1-5-0.

INTERCEPTIONS: Baylor - Arnold, Grayland 1-17. K-State - none.

FUMBLES: Baylor - Bohanon, Gerry 1-0. K-State - Gilbert, James 2-0; Thompson, S. 1-1.

SACKS: Baylor - Roy, Bravivon 1-0-5; Woods, J.T. 0-5-3; Lynch, James 3-0-11; Arnold, Grayland 1-0-3; Lockhart, James 0-5-2. K-State - Massie, Bronson 1-0-17.

TACKLES (UA-A): Baylor - Johnston, Clay 8-3; Lynch, Blake 5-2; Texada, Raleigh 5-1; Pitre, Jalen 4-1; Roy, Bravivon 4-1; Woods, J.T. 4-1; Lynch, James 3-2; Bernard, Terrel 2-3; McVea, Jairo 2-2; Miller, Chris 3-0; Williams, Jordan 2-0; Hall, Gabe 1-1; Zouzoua, Niadre 1-0; Houston, Jameson 1-0; Barnes, Kalon 1-0; Smith, Abram 1-0; Sedwick, Jay 1-0; Arnold, Grayland 1-0; Black, Henry 1-0; Lockhart, James 0-1. K-State - Parker, A.J. 6-2; Jones, Wayne 3-2; Neil Jr., W. 4-0; McPherson, J. 3-0; Mittie, Jordan 2-1; Patton, DaQuan 2-1; Dishon, Trey 1-2; Sullivan, E. 1-2; Green, Daniel 2-0; Massie, Bronson 2-0; Alexander, J. 1-1; Monty, Brock 1-0; Davies, Joe 1-0; Goolsby, Denzel 1-0; Hubert, Wyatt 1-0; Wiley, Drew 0-1.

BAYLOR 33, TEXAS TECH 30 (2OT)

MCLANE STADIUM • WACO, TEXAS

OCT. 12, 2019 • ATTENDANCE: 47,264

Backed up to his 1 after a sack and needing a field goal in the final two minutes to keep the Big 12's longest current winning streak alive, Charlie Brewer found a way to get Baylor another victory in its first game as a ranked team under coach Matt Rhule.

Brewer drove the Bears 97 yards to the tying kick on the final play of regulation, JaMycal Hasty ran for the winning score in the second overtime and No. 22 Baylor joined Oklahoma atop the Big 12 with a 33-30 victory over Texas Tech on Saturday.

Brewer was 24-of-37 passing for 352 yards, but threw his first three interceptions of the season. He ran for three touchdowns, including a 1-yarder in the first overtime. The Bears have won eight straight games going back to last season.

Hasty's run came after Trey Wolff's 35-yard field goal for Texas Tech opened the second extra period, leaving the Bears (6-0, 3-0 Big 12) tied with the sixth-ranked Sooners. They are the only two teams to win each of their first three Big 12 games.

Texas Tech (3-3, 1-2), playing its third consecutive Top 25 opponent, got to the second overtime when T.J. Vasher made a diving 2-yard catch on a nice lob throw by Jett Duffey for his only TD pass.

Duffey finished 31 of 42 for 362 yards and two interceptions. R.J. Turner had seven catches for 138 yards.

POSTGAME NOTES

- The sellout crowd of 47,264 is the 6th biggest crowd in McLane history, 19th biggest crowd in Baylor history, regardless of stadium.
- The Bears have won eight straight games (dating back to 2018 season), tying for the fifth-longest winning streak in program history (longest since 9/4-11/5 2015)
- With the victory, the Bears are now bowl eligible for the ninth time in 10 seasons.
- Bears have forced a punt on all 6 opponent first possessions this year.
- The Bears are averaging 217.3 rushing yards per game in 10 games since the start of 2018 at home. The Bears are 8-2 in those games.
- The Bears are 11-3 when creating three or more turnovers in a game.
- QB Charlie Brewer had a career-best three rushing TD performance, giving him 5 on the season and 12 for his career. His 12 rushing TDs are good for seventh-most in program history.
- QB Charlie Brewer is the first Baylor QB to rush for 3 TDs in a game since Bryce Petty in the Jan. 1, 2014 Fiesta Bowl vs. UCF.
- DL James Lynch with a huge pass breakup on fourth down to give the ball back to the Bears, his second of the season.
- DL James Lynch has 8.5 sacks on the season, putting him tied for 4th on the single-season list with Charles Benson (1982).
- DL James Lynch has 17 career sacks, good for second place on the Baylor career list and half a sack away from tying the program record.

SCORING SUMMARY

| | | | | | | | |
|------------|---|---|----|---|----|----|----|
| TEXAS TECH | 3 | 3 | 7 | 7 | 10 | -- | 30 |
| BAYLOR | 0 | 3 | 14 | 3 | 13 | -- | 33 |

| | | |
|-----------|-----|---|
| 1st 00:00 | TTU | Wolff, Trey 40 yd field goal |
| 2nd 10:08 | BU | Mayers, John 37 yd field goal |
| 00:09 | TTU | Wolff, Trey 25 yd field goal |
| 3rd 13:03 | BU | Brewer, Charlie 4 yd run (Mayers, John kick) |
| 11:05 | TTU | Thompson, SaRodoric 4 yd run (Wolff, Trey kick) |
| 08:05 | BU | Brewer, Charlie 1 yd run (Mayers, John kick) |
| 4th 01:37 | TTU | Thompson, SaRodoric 30 yd run (Wolff, Trey kick) |
| 00:00 | BU | Mayers, John 19 yd field goal |
| OT 15:00 | BU | Brewer, Charlie 1 yd run (Mayers, John kick) |
| 15:00 | TTU | Vasher, T.J. 2 yd pass from Duffey, Jett (Wolff, Trey kick) |
| 15:00 | TTU | Wolff, Trey 35 yd field goal |
| 15:00 | BU | Hasty, JaMycal 5 yd run |

STATISTICS

| TEAM STATS | TTU | BU |
|----------------------------|---------|---------|
| FIRST DOWNS | 126 | 27 |
| RUSHES-YARDS (NET) | 43-148 | 38-173 |
| PASSING YDS (NET) | 362 | 352 |
| Passes Att-Comp-Int | 42-31-2 | 38-24-3 |
| TOTAL OFFENSE PLAYS-YARDS | 85-510 | 76-525 |
| Fumble Returns-Yards | 0-0 | 0-0 |
| Punt Returns-Yards | 0-0 | 1-12 |
| Kickoff Returns-Yards | 4-63 | 4-111 |
| Interception Returns-Yards | 3-23 | 2-24 |
| Punts (Number-Avg) | 4-44.5 | 5-32.8 |
| Fumbles-Lost | 2-1 | 1-0 |
| Penalties-Yards | 8-67 | 10-83 |
| Possession Time | 31:00 | 29:00 |
| Third-Down Conversions | 8 of 18 | 4 of 11 |
| Fourth-Down Conversions | 1 of 2 | 0 of 0 |
| Red-Zone Scores-Chances | 5-6 | 6-7 |
| Sacks By: Number-Yards | 2-10 | 5-26 |

INDIVIDUAL STATISTICS

RUSHING: TTU - Thompson, SaRodoric 28-153; Shyne, Armand 1--1; Rigdon, Dalton 2--1; Duffey, Jett 12--3. Baylor - Lovett, John 17-77; Brewer, Charlie 15-55; Hasty, JaMycal 5-37; Bohanon, Gerry 1-4.

PASSING: TTU - Duffey, Jett 31-42-2-362. Baylor - Brewer, Charlie 24-37-3-352; Bohanon, Gerry 0-1-0-0.

RECEIVING: TTU - Turner, R.J. 7-138-0; Vasher, T.J. 6-46-1; Thompson, SaRodoric 5-24-0; Ezukanma, Erik 4-63-0; Thompson, Donta 2-24-0; Carter, KaSean 2-19-0; Mannix, McLane 2-19-0; Koontz, Travis 1-13-0; Shyne, Armand 1-9-0; Royals, Myler 1-7-0. Baylor - Sneed, R.J. 6-84-0; Thornton, Tyquan 4-83-0; Hasty, JaMycal 4-38-0; Platt, Chris 4-29-0; Mims, Denzel 3-65-0; Ebner, Trestan 2-47-0; Fleeks, Josh 1-6-0.

INTERCEPTIONS: TTU - Coleman, Douglas 1-0; Ingram, JaMarcus 1-0; Rambo, Evan 1-23. Baylor - Johnston, Clay 1-8; Williams, Jordan 1-16.

FUMBLES: TTU - Taylor, Dadrion 1-0; Thompson, SaRodoric 1-1. Baylor - Platt, Chris 1-0.

SACKS: TTU - Washington, B. 1-0-2; Howard, Eli 1-0-8. Baylor - Lynch, Blake 0-5-1; Bernard, Terrel 0-5-3; Lynch, James 2-5-7; Lockhart, James 1-0-4; Zouzoua, Niadre 0-5-1.

TACKLES (UA-A): TTU - Coleman, Douglas 6-2; Brooks, Jordyn 4-4; Fields, DaMarcus 5-2; Jeffers, Riko 4-2; Frye, Adri- an 5-0; Washington, B. 3-2; McPhearson, Zeke 3-2; Benson, Xavier 2-3; Bradford, Tony 2-0; Howard, Eli 2-0; Vasher, T.J. 2-0; Hutchings, Jaylon 1-1; Taylor, Dadrion 1-0; Thompson, Donta 1-0; McCann, Nick 1-0; Stringer, Brayden 1-0; Gonzalez, Simon 1-0; Gilmore, Lonzell 1-0-; Ingram, JaMarcus 1-0; Hogan, Alex 1-0; Royals, Myler 0-1; Rambo, Evan 0-1; Mbanason, Nelson 0-0. Baylor - Johnston, Clay 8-2; Williams, Jordan 5-4; Texada, Raleigh 7-0; Lynch, Blake 4-3; Houston, Jameson 3-4; Black Henry 5-4; Bernard, Terrel 4-2; Woods, J.T. 3-1; Lynch, James 2-2; Miller, Chris 1-3; Pitre, Jalen 2-1; Roy, Bravivon 1-2; McVea, Jairo 2-0; Lockhart, James 2-0; Barnes, Kalon 2-0; Arnold, Grayland 1-1; Slinker, Trystan 1-0; Smith, Abram 1-0; Platt, Chris 1-0; Zouzoua, Niadre 0-1. Hall, Gabe 0-1.

2019 GAME RECAPS

OVERALL: 11-2 (HOME 6-1, ROAD 5-0, NEUTRAL 0-1) | BIG 12 CONFERENCE: 8-1 (HOME 4-1, ROAD 4-0, NEUTRAL 0-0)

BAYLOR 45, OKLAHOMA STATE 27

BOONE PICKENS STADIUM • STILLWATER, OKLA.

OCT. 19, 2019 • ATTENDANCE: 55,060

Some questioned whether No. 18 Baylor should have been a four-point underdog at Oklahoma State on Saturday. For three quarters, it looked as if the oddsmakers might be right.

Oklahoma State led at halftime, in the third quarter and again in the fourth, but Baylor responded with 21 straight points in the final 10 minutes to beat the Cowboys 45-27.

Charlie Brewer completed 13 of 17 passes for 312 yards and a touchdown and ran for another score as Baylor (7-0, 4-0 Big 12) extended its winning streak to nine games, the third-longest in program history.

JaMycal Hasty rushed for 139 yards and two touchdowns on 15 carries and had 66 yards on three receptions for Baylor. Josh Fleeks added three receptions for 126 yards and a touchdown, and the Bears had 536 yards of total offense.

Chuba Hubbard, the nation's leading rusher, ran for 171 yards and two touchdowns on 32 carries for Oklahoma State (4-3, 1-3 Big 12). Spencer Sanders threw for 157 yards and a touchdown on 18-of-32 passing, along with one interception and two costly fumbles in the fourth quarter.

After Hubbard's backup, L.D. Brown, scored on a 68-yard touchdown run 2:05 into the fourth quarter, Oklahoma State led 27-24. Baylor answered, starting with Brewer's 2-yard run that made it 31-27 with 9:04 remaining.

POSTGAME NOTES

- Bears have forced a punt on all 7 opponent first possessions this year.
- The Bears now have 6 wins when trailing at any point in the 4th quarter, the most wins in FBS since 2018.
- The Bears finished with 536 total yards, the most in a Big 12 game this season and second most on the year behind 546 yards vs. UTSA.
- The Baylor defense allowed a TD to the Cowboys in the first quarter, the first time they have allowed a TD in the first quarter since the SFA game.
- With Fleeks' 100+ yard performance and Hasty's 100 yard rushing performance, the Bears have had at least one 100-yd performer in 20-of-32 games under Rhule, including seven of the last nine. Overall, there have been 30 total 100-yd performances under Rhule. Since the start of 2018, the Bears are 11-1 when an individual records a 100-yard performance. The Bears have had two 100-yard performers in 10 games under Rhule.
- The Bears had their first fumble return TD since Xavier Howard went 30 yards at Kansas in 2015.
- The Bears overcame their biggest deficit of the season, 10 points in the victory.

SCORING SUMMARY

| | | | | | | |
|----------------|---|---|----|----|----|----|
| BAYLOR | 7 | 3 | 14 | 21 | -- | 45 |
| OKLAHOMA STATE | 6 | 7 | 7 | 7 | -- | 27 |

| | | |
|-----------|-----|---|
| 1st 12:06 | BU | Lovett, John 25 yd run (Mayers, John kick) |
| 06:37 | OSU | McCray, Jordan 5 yd pass from Sanders, Spencer (Ammendola, Matt kick blocked) |
| 2nd 04:15 | OSU | Hubbard, Chuba 2 yd run (Ammendola, Matt kick) |
| 01:32 | BU | Mayers, John 28 yd field goal |
| 3rd 09:35 | OSU | Hubbard, Chuba 3 yd run (Ammendola, Matt kick) |
| 08:42 | BU | Hasty, JaMycal 5 yd run (Mayers, John kick) |
| 02:36 | BU | Fleeks, Josh 64 yd pass from Brewer, Charlie (Mayers, John kick) |
| 4th 12:55 | OSU | Brown, LD 68 yd run (Ammendola, Matt kick) |
| 09:04 | BU | Brewer, Charlie 2 yd run (Mayers, John kick) |
| 08:00 | BU | Bernard, Terrel 20 yd fumble recovery (Mayers, John kick) |
| 05:13 | BU | Hasty, JaMycal 73 yd run (Mayers, John kick) |

STATISTICS

| TEAM STATS | BU | OSU |
|----------------------------|---------|---------|
| FIRST DOWNS | 18 | 27 |
| RUSHES-YARDS (NET) | 37-224 | 50-281 |
| PASSING YDS (NET) | 312 | 188 |
| Passes Att-Comp-Int | 17-13-0 | 36-22-1 |
| TOTAL OFFENSE PLAYS-YARDS | 54-536 | 86-469 |
| Fumble Returns-Yards | 1-20 | 0-0 |
| Punt Returns-Yards | 0-0 | 1-22 |
| Kickoff Returns-Yards | 1-16 | 4-69 |
| Interception Returns-Yards | 1-18 | 0-0 |
| Punts (Number-Avg) | 4-43.2 | 5-43.4 |
| Fumbles-Lost | 2-1 | 2-2 |
| Penalties-Yards | 7-66 | 8-92 |
| Possession Time | 28:12 | 31:48 |
| Third-Down Conversions | 3 of 9 | 6 of 17 |
| Fourth-Down Conversions | 0 of 1 | 2 of 3 |
| Red-Zone Scores-Chances | 3-3 | 3-4 |
| Sacks By: Number-Yards | 2-13 | 4-18 |

INDIVIDUAL STATISTICS

RUSHING: Baylor - Hasty, JaMycal 16-146; John Lovett 7-57; Brewer, Charlie 12-16; Fleeks, Josh 1-8; Platt, Chris 1-3. OSU - Hubbard, Chuba 32-171; Brown, LD 4-79; Sanders, Spencer 14-31.

PASSING: Baylor - Brewer, Charlie 13-17-0-312. OSU - Sanders, Spencer 18-32-1-157; Brown, Dru 3-3-0-11; Hutton, Tom 1-1-0-20.

RECEIVING: Baylor - Fleeks, Josh 3-126-1; Hasty, JaMycal 3-66-0; Thornton, Tyquan 2-96-0; Sneed, RJ 2-9-0; Mims, Denzel 1-16-0; Lovett, John 1-3-0; Platt, Chris 1-4-0. OSU - Wallace, Tylan 6-69-0; Woods, Jelani 5-32-0; Brown, LD 2-17-0; McCray, Jordan 2-14-1; Johnson, Braydon 2-13-0; Metcalf, Dayton 1-20-0; Wolf, Landon 1-12-0; Jackson, Dezmon 1-9-0; Hubbard, Chuba 1-2-0; Carter, Logan 1-0-0.

INTERCEPTIONS: Baylor - Barnes, Kalon 1-18; OSU - None.

FUMBLES: Baylor - Brewer, Charlie 1-0; Hasty, JaMycal 1-1. OSU - Sanders, Spencer 2-2.

SACKS: Baylor - Roy, Bravvion 1-0-7; Ogbonnaya, Chidi 1-0-6. OSU - Murray, Cameron 1-0-1; Jernigan, Jayden 1-0-2; Harper, Devin 1-0-4; Scott, Mike 1-0-11.

TACKLES (UA-A): Baylor - Bernard, Terrel 5-4; Roy, Bravvion 4-3; Woods, J.T. 6-0; Black, Henry 5-1; Houston, Jameson 5-0; Williams, Jordan 4-1; Miller, Chris 4-0; Lynch, Blake 2-2; Texada, Raleigh 3-0; Slinker, Trystan 2-0; Pitre, Jalen 2-0; Morgan, Christian 2-0; Lockhart, James 2-0; Ogbonnaya, Chidi 2-0; McVea, Jairon 2-0; Lynch, James 1-1; Platt, Chris 1-0; Sneed, R.J. 1-0; Mims, Denzel 1-0; Atkinson, Jared 1-0; Jones, Marques 1-0; Barnes, Kalon 1-0; Brown, Zeki 1-0; Matisock, Ross 0-1; Zouzoua, Niadre 0-1. OSU - Rodriguez, M. 5-1; Harvell-Peel 5-0; Ogbongbemiga, A. 5-0; Murray, Cameron 4-0; Sterling, Tre 2-2; Williams, R. 2-1; Jernigan, Jayden 2-0; Fofana, Amadou 2-0; Harper, Devin 2-0; Martin, Brock 1-0; Harper, Thomas 1-0; Balous, Bryce 1-0; Bernard, Jarrick 1-0; Scott, Mike 1-0; Henry, Kevin 1-0; Green, A.J. 1-0; Ford, Trace 1-0; Antwaine, Israel 1-0.

BAYLOR 17, WEST VIRGINIA 14

MCLANE STADIUM • WACO, TEXAS

OCT. 31, 2019 • ATTENDANCE: 46,379

No. 12 Baylor got quite defensive to remain undefeated.

While Charlie Brewer threw for 277 yards with two touchdowns, the defense blocked a late field goal try while allowing only one big play, and the Bears won a game when scoring less than 20 points for the first time since 2006.

John Mayers kicked a go-ahead 36-yard field goal with 10:19 left to break a 14-all tie, and Baylor won its 10th game in a row despite an often frustrating night on offense and special teams.

Two seasons after winning only one game, the Bears (8-0, 5-0 Big 12) are the league's only undefeated team -- and one of eight remaining among FBS teams.

West Virginia (3-5, 1-4) had eight quarterback sacks. With second-and-goal from the 1 late in the second quarter, Baylor was stuffed for no gain on three consecutive plays and had to settle for a 7-0 halftime lead.

Still, the Bears avoided what happened last Saturday, when while they had an open date the Big 12's other three ranked teams that did play lost. That included Oklahoma's loss at Kansas State that left Baylor alone atop the conference standings.

Casey Legg kicked the ball through the uprights on a 43-yard field goal attempt, but the Mountaineers were penalized for delay of game and had to try again. Nose tackle Bravvion Roy then blocked Legg's 48-yard attempt with 3 1/2 minutes left.

The Mountaineers had two big plays for their touchdowns. George Campbell had an 83-yard catch-and-run from Austin Kendall on the first play after a punt, and Winston Wright went 95 yards for the Mountaineers' first kickoff return for a touchdown in five years.

West Virginia finished with 219 total yards, 136 outside of that one big play.

POSTGAME NOTES

- Baylor is now 3-5 all-time against West Virginia and 3-3 against the Mountaineers in Waco. The Bears snapped a three-game losing streak against WVU with the victory.
- The win is the first for BU over West Virginia since 2015.
- The Bears have won 10 straight games (dating back to 2018 season), tying for the second-longest winning streak in program history (longest since 11/7/1936-10/30/1937)
- The Bears have started the season 8-0 for the first time since doing so in 2015.
- First Baylor win scoring fewer than 20 points since Sept. 30, 2006 - a 17-3 win over Kansas State.
- Bears snapped a 30-game losing streak when being held below 20 points.
- Bears have forced a punt on all 8 opponent first possessions this year.
- The Bears held West Virginia to 219 total yards, the fewest the Bears allowed to any opponent all season. Fewest yards of total offense allowed since allowing 217 vs. Kansas on Oct. 15, 2016.
- Baylor held WVU to 14 total yards rushing (11 coming in the 4th quarter), the most since holding Oklahoma State to 8 in Stillwater in 2015.
- Bravvion Roy's blocked field goal is the 5th blocked kick of the season, 9th block in the last 13 games and 14th in 33 games under Rhule.
- S Jameson Houston hauled in his first career interception.

SCORING SUMMARY

| | | | | | | |
|---------------|---|---|----|---|----|----|
| WEST VIRGINIA | 0 | 0 | 14 | 0 | -- | 14 |
| BAYLOR | 7 | 0 | 7 | 3 | -- | 17 |

| | | |
|-----------|-----|--|
| 1st 00:06 | BU | Sneed, R.J. 13 yd pass from Brewer, Charlie (Mayers, John kick) |
| 3rd 06:42 | WVU | Campbell, G. 83 yd pass from Kendall, Austin (Legg, Casey kick) |
| 04:34 | BU | Mims, Denzel 21 yd pass from Brewer, Charlie (Mayers, John kick) |
| 04:22 | WVU | Wright, Winston 95 yd kickoff return (Legg, Casey kick) |
| 4th 10:19 | BU | Mayers, John 36 yd field goal |

STATISTICS

| TEAM STATS | WVU | BU |
|----------------------------|---------|---------|
| FIRST DOWNS | 12 | 26 |
| RUSHES-YARDS (NET) | 26-14 | 56-176 |
| PASSING YDS (NET) | 205 | 277 |
| Passes Att-Comp-Int | 39-20-1 | 26-20-0 |
| TOTAL OFFENSE PLAYS-YARDS | 65-219 | 82-453 |
| Fumble Returns-Yards | 0-0 | 0-0 |
| Punt Returns-Yards | 1-0 | 2-16 |
| Kickoff Returns-Yards | 4-142 | 1-12 |
| Interception Returns-Yards | 0-0 | 1-0 |
| Punts (Number-Avg) | 9-37.6 | 7-25.5 |
| Fumbles-Lost | 2-1 | 4-3 |
| Penalties-Yards | 11-89 | 7-60 |
| Possession Time | 23:34 | 36:26 |
| Third-Down Conversions | 3 of 17 | 5 of 14 |
| Fourth-Down Conversions | 3 of 3 | 0 of 1 |
| Red-Zone Scores-Chances | 0-1 | 2-3 |
| Sacks By: Number-Yards | 8-50 | 1-8 |

INDIVIDUAL STATISTICS

RUSHING: WVU - Brown, Leddie 9-27; Kendall, Austin 9-20; McKoy, Kennedy 5-19; Simmons, T.J. 1-4. Baylor - Hasty, JaMycal 14-77; Lovett, John 12-49; Brewer, Charlie 19-25; Ebner, Trestan 7-14; Bohanon, Gerry 2-13; Fleeks, Josh 1-3; Sneed, R.J. 1-5.

PASSING: WVU - Kendall, Austin 20-39-1-205. Baylor - Brewer, Charlie 20-26-0-277; Sneed, R.J. 0-0-0-0.

RECEIVING: WVU - Wright, Winston 4-31-0; Esdale, Isaiah 3-26-0; Brown, Leddie 3-24-0; Wheaton, Bryce 3-23-0; James, Sam 3-12-0; Jennings, Ali 3-6-0; Campbell, George 1-83-1. Baylor - Mims, Denzel 5-99-1; Thornton, Tyquan 5-86-0; Sneed, RJ 4-41-1; Atkinson, Jared 2-21-0; Fleeks, Josh 2-10-0; Ebner, Trestan 1-12-0; Lovett, John 1-8-0.

INTERCEPTIONS: WVU - 0-0. Baylor - Houston, Jameson 1-0.

FUMBLES: WVU - TEAM 2-1. Baylor - Sneed, RJ 2-2; Bohanon, Gerry 1-0.

SACKS: WVU - Stills, Darius 3-0-11; Mahone, Sean 1-0-8; Smith, Tykee 1-0-7; Tonkery, Dylan 1-0-9; Stills, Dante 2-0-15. Baylor - Bernard, Terrel 1-0-8.

TACKLES (UA-A): WVU - Guzman, Noah 7-4; Stills, Darius 8-2; Mahone, Sean 6-2; Martin, Kerry 5-3; Loe, Exree 4-3; Smith, Tykee 4-1; Campbell, Shea 2-3; Bailey, Hakeem 2-3; Tonkery, Dylan 3-1; Nonwood, Josh 3-0; Donahue, Reese 2-1; Bartlett, Jared 1-2; Stills, Dante 2-0; Bonamico, Dante 2-0; Long, Jake 2-0; Washington, Keith 2-0; Sunahara, Rex 1-0; Thrift, Brenon 0-1; Jones, Reuben 0-1; Pooler, Jeff 0-1. Baylor - Bernard, Terrel 4-6; Miller, Chris 4-2; Blake, Henry 5-0; Lynch, Blake 3-2; Williams, Jordan 2-3; Texada, Raleigh 2-0; McVea, Jairon 2-0; Roy, Bravvion 2-0; Woods, J.T. 2-0; Arnold, Grayland 1-1; Barnes, Kalon 1-1; Lynch, James 0-2; Franklin, TJ 1-0; Houston, Jameson 1-0; Jackson, Bryson 1-0; Ogbonnaya, Chidi 1-0; Morgan, Christian 0-1; Lockhart, James 0-1; Hasty, JaMycal 0-1.

2019 GAME RECAPS

OVERALL: 11-2 (HOME 6-1, ROAD 5-0, NEUTRAL 0-1) | BIG 12 CONFERENCE: 8-1 (HOME 4-1, ROAD 4-0, NEUTRAL 0-0)

BAYLOR 29, TCU 23 (3OT)

AMON G. CARTER STADIUM • FT. WORTH, TEXAS

NOV. 9, 2019 • ATTENDANCE: 45,870

No. 11 Baylor needed a 51-yard field goal in the closing minute of regulation just to keep playing. The Bears were then celebrating after the first overtime, thinking the game was over before a replay review gave TCU a touchdown on an incredible leaping catch.

The Bears finally had their 11th consecutive victory and remained undefeated when Grayland Arnold came down with a fourth-down interception in the end zone in the third overtime for a 29-23 win over TCU on Saturday.

Charlie Brewer ran for a 3-yard touchdown in the first overtime before throwing TD passes in the next two extra periods to Denzel Mims - a lunging and reaching grab for a 20-yard score on fourth down in the second overtime before a leaping 4-yarder that won it for the Bears (9-0, 6-0 Big 12, No. 12 CFP).

Arnold picked off Max Duggan's fourth-down pass in the end zone. That came six plays, and a face-mask penalty that put the ball at the 1, after Duggan's scramble and spinning move along the sideline on what was initially ruled a 20-yard touchdown before replay review showed he stepped out at the 3.

After Brewer's 3-yard TD run to start overtime, the Bears were already celebrating a victory when officials initially ruled that Te'Vaunance Hunt came down out of bounds on the fourth-down play. But the replay showed Hunt came down with his hand in bounds before the rest of his body fell outside the end zone, resulting in a 24-yard touchdown for TCU (4-5, 2-4).

Just to get to overtime, Baylor needed John Mayers' 51-yard field goal with 36 seconds left in regulation. The ball just cleared the crossbar to tie the game at 9-9.

POSTGAME NOTES

- S Grayland Arnold's interception is Baylor's first interception against TCU for Baylor since Xavier Howard had an interception in 2015 and the first takeaway against TCU since a Taylor Young fumble recovery in 2015.
- The last time the Bears had three picks in a game vs. TCU was in 2013 at TCU (Bears had 4 takeaways in that game). In the last two Bears' victories in Fort Worth they have had 3 interceptions in each contest.
- The Bears have 29 sacks through nine games in 2019 after totalling just 25 in 2018.
- S Grayland Arnold is the first BU player with multiple interceptions in a game since Ryan Reid had 2 vs. Kansas on Oct. 15, 2016 and the first under Rhule to have a multi-pick performance.
- K John Mayers connected on a 51-yard field goal to tie the game with 36 seconds left in regulation to tie the game at 9-9, a career-long for the redshirt freshman.
- K John Mayers' 51-yard field goal was the longest made FG by a Baylor player since Aaron James made a 51-yarder on Oct. 19, 2013 vs. Iowa State.
- LB Terrel Bernard tallied a career-high 13 tackles in the first half alone, finished with a career-high 19 tackles.
- LB Terrel Bernard finished with 19 tackles, the most by a Baylor player since Sam Holl had 21 in 2011 vs. Kansas and the most by any player under head coach Matt Rhule.

SCORING SUMMARY

| BAYLOR | 0 | 0 | 3 | 6 | 20 | -- | 29 |
|-----------|-----|-----------------|--|---|----|----|----|
| TCU | 3 | 6 | 0 | 0 | 14 | -- | 23 |
| 1st 12:34 | TCU | Kell, Griffin | 47 yd field goal | | | | |
| 2nd 00:29 | TCU | Song, Jonathan | 37 yd field goal | | | | |
| 00:00 | TCU | Song, Jonathan | 31 yd field goal | | | | |
| 3rd 09:58 | BU | Mayers, John | 36 yd field goal | | | | |
| 4th 14:34 | BU | Mayers, John | 24 yd field goal | | | | |
| 00:36 | BU | Mayers, John | 51 yd field goal | | | | |
| OT1 15:00 | BU | Brewer, Charlie | 3 yd run (Mayers, John kick) | | | | |
| OT1 15:00 | TCU | Hunt, T. | 24 yd pass from Duggan, Max (Song, Jonathan kick) | | | | |
| OT2 15:00 | TCU | Olonilua, Sewo | 2 yd run (Song, Jonathan kick) | | | | |
| OT2 15:00 | BU | Mims, Denzel | 20 yd pass from Brewer, Charlie (Mayers, John kick) | | | | |
| OT3 15:00 | BU | Mims, Denzel | 4 yd pass from Brewer, Charlie (Brewer, Charlie pass failed) | | | | |

STATISTICS

| TEAM STATS | BU | TCU |
|----------------------------|---------|----------|
| FIRST DOWNS | 22 | 18 |
| RUSHES-YARDS (NET) | 33-99 | 49-168 |
| PASSING YDS (NET) | 195 | 140 |
| Passes Att-Comp-Int | 41-27-1 | 32-14-1 |
| TOTAL OFFENSE PLAYS-YARDS | 74-294 | 81-308 |
| Fumble Returns-Yards | 0-0 | 0-0 |
| Punt Returns-Yards | 1-4 | 0-0 |
| Kickoff Returns-Yards | 1-4 | 2-30 |
| Interception Returns-Yards | 3-20 | 1-12 |
| Punts (Number-Avg) | 5-36.8 | 6-41.3 |
| Fumbles-Lost | 2-1 | 0-0 |
| Penalties-Yards | 10-67 | 11-125 |
| Possession Time | 29:36 | 30:24 |
| Third-Down Conversions | 6 of 17 | 10 of 20 |
| Fourth-Down Conversions | 2 of 2 | 1 of 2 |
| Red-Zone Scores-Chances | 5-6 | 4-5 |
| Sacks By: Number-Yards | 3-20 | 3-21 |

INDIVIDUAL STATISTICS

RUSHING: Baylor - Brewer, Charlie 15-41; Lovett, John 8-37; Hasty, JaMycal 9-22; Ebner, Trestan 1-1. TCU - Olonilua, Sewo 19-79; Duggan, Max 14-46; Anderson, D. 12-31; Barber, Taye 1-5; Reagar, Jalen 2-4; Barlow, Darwin 1-3.

PASSING: Baylor - Brewer, Charlie 27-41-1-195. TCU - Duggan, Max 14-32-3-140

RECEIVING: Baylor - Mims, Denzel 6-57-2; Fleeks, Josh 6-42-0; Thornton, Tyquan 3-19-0; Platt, Chris 2-32-0; Sneed, R.J. 2-15-0; Hasty, JaMycal 2-13-0; Sims, Ben 2-5-0; Ebner, Trestan 2-0-0; Atkinson, Jared 1-9-0; Lovett, John 1-3-0. TCU - Wells, Pro 4-58-0; Olonilua, Sewo 4-30-0; Anderson, D. 2-1-0; Hunt, T. 1-24-1; Barber, Taye 1-14-0; Reagar, Jalen 1-8-0; Ware, Carter 1-7-0.

INTERCEPTIONS: Baylor - Bernard, Terrel 1-0-0; Arnold, Grayland 2-0. TCU - Van Zandt, L. 1-12.

FUMBLES: Baylor - Arnold, Grayland 1-0; Slinker, Tristan 1-1. TCU - none.

SACKS: Baylor - Bernard, Terrel 1.0-8; Lynch, Blake 1.5-8; Roy, Bravivon 0.5-8. TCU - Mathis, Ochaun 1.5-14; Cooper, Terrell 1.0-2; Bethley, Corey 0.5-5.

TACKLES (UA-A): Baylor - Bernard, Terrel 6-13; Lynch, Blake 8-3; Williams, Jordan 2-9; Lynch, James 1-5; Houston, Jameson 5-0; Roy, Bravivon 1-4; Woods, J.T. 1-4; Lockhart, James 1-4; Black, Henry 2-2; Texada, Raleigh 2-0; Zouzoua, Niadre 1-1; Arnold, Grayland 1-1; Barnes, Kalon 1-1; Rogers, Owen 1-0; Maticcik, Ross 1-0; Mims, Denzel 1-0; Ogbonnaya, Chidi 1-0; Franklin, TJ 0-1. TCU - Wilson, Ben 8-3; Wallow, Garret 7-4; Mathis, Ochaun 4-3; Moehring, Trevon 3-3; Washington, A. 4-0; Gladney, Jeff 4-0; Blacklock, Ross 3-1; Hod-Tomlinson 2-1; Bradford, Nook 1-2; Cooper, Terrell 1-2; Bethley, Corey 0-3; Stewart, K. 1-0; Workman, Parker 1-0; Van Zandt, L. 1-0; Reed, Keenan 0-1; White, Quazzel 0-1; Iwuagwu, Cordel 0-1; Ellison, Colt 0-1.

BAYLOR 31, OKLAHOMA 34

MCLANE STADIUM • WACO, TEXAS

NOV. 16, 2019 • ATTENDANCE: 50,223

Matt Rhule and his Baylor Bears almost certainly won't have to wait until next year for another shot at Oklahoma.

Give it about three weeks, when it seems inevitable that they will meet again in the Big 12 championship game. The No. 8 Sooners and No. 13 Bears, both 9-1 overall, are clearly the league's top two teams this season.

The incredible start that gave Baylor an early 25-point lead ended up setting up the biggest comeback ever for the Sooners. The four-time defending Big 12 champions still have hopes for another playoff appearance after the 34-31 victory on the banks of the Brazos River on Saturday night.

The Sooners trailed 28-3 early in the second quarter at Baylor and were down 31-10 at halftime.

Jalen Hurts overcame a career-worst three turnovers — two that led to Baylor touchdowns in the first half, and a third when the quarterback fumbled just before running across the goal line in the third quarter when Oklahoma was making its comeback.

Oklahoma's offense was on the field pretty much all of the second half. The Sooners tied the game at 31 with four consecutive drives after halftime that took at least 11 plays — three touchdowns and Hurts' fumble that was set up when the Sooners' defense forced its first turnover in six games. Baylor ran only seven plays in the same span.

Baylor had the ball for less than 6 minutes after halftime and had only 16 plays, the last when Charlie Brewer's pass was intercepted after the Bears got to the Oklahoma 40 in the final minute.

POSTGAME NOTES

- The Bears are 1-2 in games where ESPN College Gameday has been to Waco.
- BU defense has now allowed only 6 points on 10 opening drives this season - two FGs, 8 punts forced.
- Baylor's 14 first quarter points are the most 1st-quarter points scored in a Big 12 game since scoring 14 on Oct. 29, 2016 at Texas - that was 30 Big 12 games ago.
- For the 9th time in 10 games the BU defense did not allow a TD in the first quarter.
- QB The 31 points in the first half are the most scored by the Bears in a Big 12 game this season.
- QB Charlie Brewer finished with 2 rushing TDs on the day (2 yd rush in the first quarter and a 4 yd rush in the second quarter), giving him now 9 rushing TDs on the season and 16 for his career, giving him sole possession of fourth place on the career rushing TDs by a QB.
- WR Denzel Mims has his sixth career multi-TD performance, his fourth alone of the 2019 season.
- S Grayland Arnold hauled in his 4th interception of the season and fifth of his career. He has had 3 of those 5 INTs in the last 2 games.
- S Grayland Arnold now has more interceptions this season (4) than Baylor's entire defense had in 2017 (3).

SCORING SUMMARY

| OKLAHOMA | 3 | 7 | 7 | 17 | -- | 34 |
|-----------|----|-----------------|---|----|----|----|
| BAYLOR | 14 | 17 | 0 | 0 | -- | 31 |
| 1st 09:25 | OU | Brkic, Gabe | 39 yd field goal | | | |
| 05:26 | BU | Brewer, Charlie | 2 yd run (Mayers, John kick) | | | |
| 01:51 | BU | Mims, Denzel | 30 yd pass from Brewer, Charlie (Mayers, John kick) | | | |
| 2nd 14:56 | BU | Brewer, Charlie | 4 yd run (Mayers, John kick) | | | |
| 11:02 | BU | Mims, Denzel | 9 yd pass from Brewer, Charlie (Mayers, John kick) | | | |
| 05:06 | OU | Stogner, Austin | 5 yd pass from Hurts, Jalen (Brkic, Gabe kick) | | | |
| 00:03 | BU | Mayers, John | 28 yd field goal | | | |
| 3rd 09:16 | OU | Stogner, Austin | 3 yd pass from Hurts, Jalen (Brkic, Gabe kick) | | | |
| 4th 12:58 | OU | Wease, Theo | 19 yd pass from Hurts, Jalen (Brkic, Gabe kick) | | | |
| 05:25 | OU | Willis, Brayden | 2 yd pass from Hurts, Jalen (Brkic, Gabe kick) | | | |
| 01:45 | OU | Brkic, Gabe | 31 yd field goal | | | |

STATISTICS

| TEAM STATS | OU | BU |
|----------------------------|----------|---------|
| FIRST DOWNS | 34 | 18 |
| RUSHES-YARDS (NET) | 52-228 | 23-113 |
| PASSING YDS (NET) | 297 | 194 |
| Passes Att-Comp-Int | 43-30-1 | 29-18-1 |
| TOTAL OFFENSE PLAYS-YARDS | 74-294 | 81-308 |
| Fumble Returns-Yards | 1-2 | 0-0 |
| Punt Returns-Yards | 0-0 | 0-0 |
| Kickoff Returns-Yards | 4-77 | 4-76 |
| Interception Returns-Yards | 1-0 | 1-71 |
| Punts (Number-Avg) | 1-46.0 | 4-39.8 |
| Fumbles-Lost | 5-2 | 1-1 |
| Penalties-Yards | 7-66 | 1-10 |
| Possession Time | 41:11 | 18:49 |
| Third-Down Conversions | 12 of 18 | 4 of 9 |
| Fourth-Down Conversions | 1 of 1 | 0 of 0 |
| Red-Zone Scores-Chances | 6-7 | 4-4 |
| Sacks By: Number-Yards | 3-14 | 4-31 |

INDIVIDUAL STATISTICS

RUSHING: OU - Hurts, Jalen 27-114; Brooks, Kennedy 18-93; Stevenson, Rhamondre 6-23; Team 1-2. Baylor - Brewer, Charlie 17-65; Hasty, JaMycal 3-42; Lovett, John 1-5; Fleeks, Josh 1-2; Ebner, Trestan 1-2.

PASSING: OU - Hurts, Jalen 30-42-1-297; Team 0-1-0-0. Baylor - Brewer, Charlie 18-29-1-194.

RECEIVING: OU - Morris, Lee 7-86-0; Rambo, Charleston 5-50-0; Brooks, Kennedy 4-22-0; Miller, A.D. 3-47-0; Stevenson, Rhamondre 3-24-0; Wease, Theo 2-31-1; Basquine, Nick 2-11-0; Stogner, Austin 2-8-2; Haselwood, Jadon 1-16-0; Willis, Brayden 1-2-1. Baylor - Mims, Denzel 6-92-2; Sneed, R.J. 3-32-0; Platt, Chris 3-27-0; Fleeks, Josh 3-6-0; Lovett, John 2-34-0; Thornton, Tyquan 1-1-0.

INTERCEPTIONS: OU - Bonitto, Nik 1-0. Baylor - Arnold, Grayland 1-71.

FUMBLES: OU - Hurts, Jalen 3-2; Brown, Tre 1-0; Stevenson, Rhamondre 1-0. Baylor - Hasty, JaMycal 1-1.

SACKS: OU - Perkins, Ronnie 3.0-14. Baylor - Bernard, Terrel 1.0-6; Williams, Jordan 0.5-2; Roy, Bravivon 1.0-4; Lynch, Blake 1.5-19.

TACKLES (UA-A): OU - Murray, Kenneth 7-1; Motley, Parnell 5-0; Perkins, Ronnie 4-0; Fields, Pat 2-1; Radley-Hiles, Brendan 2-1; Bonitto, Nik 2-1; Redmond, Jalen 2-1; Turner-Yell Delarrin 2-0; White, DaShaun 1-1; Gallimore, Neville 1-1; Brown, Tre 1-1; Hurts, Jalen 1-0; Ugwoegbu, David 1-0; Morris, Lee 1-0; Asamoah, Brian 1-0. Baylor - Bernard, Terrel 8-7; Miller, Chris 11-2; Black, Henry 8-4; Williams, Jordan 2-7; Arnold, Grayland 6-2; Roy, Bravivon 4-4; Lynch, Blake 4-3; Houston, Jameson 5-0; Texada, Raleigh 3-0; McVea, Jaiwon 2-1; Lynch, James 2-2; Lockhart, James 1-2; Morgan, Christian 2-0; Milton, Mark 1-0; Jackson, Bryson 1-0; Maticcik, Ross 1-0; Franklin, TJ 0-1; Barnes, Kalon 0-1.

2019 GAME RECAPS

OVERALL: 11-2 (HOME 6-1, ROAD 5-0, NEUTRAL 0-1) | BIG 12 CONFERENCE: 8-1 (HOME 4-1, ROAD 4-0, NEUTRAL 0-0)

BAYLOR 24, TEXAS 10

MCLANE STADIUM • WACO, TEXAS

NOV. 23, 2019 • ATTENDANCE: 49,109

A week after a disappointing home loss to Oklahoma ended their bid for an undefeated season, and two years after an 11-loss season, Charlie Brewer and the Bears won their home finale 24-10 over Texas on Saturday to clinch a spot in their first Big 12 championship game.

The Bears get a rematch in the title game against No. 8 Oklahoma (10-1, 7-1, No. 9) on Dec. 7 in Arlington, Texas. The four-time defending Big 12 champion Sooners got in with a 28-24 win over TCU on Saturday night.

Brewer, the junior quarterback from Austin whose dad and grandfather played for Texas, completed 16 of 25 passes for 221 yards with a touchdown, and ran 18 times for 75 yards and another score. But he left the game for good with 11 1/2 minutes remaining after taking a helmet-to-helmet hit when being tackled at the end of a 5-yard run.

On his 1-yard touchdown run in the third quarter, Brewer hopped onto the back of offensive lineman Khalil Keith when crossing the goal line. Brewer later threw a 12-yard TD pass to Denzel Mims to make it 21-3.

Baylor beat the Longhorns for the first time in its campus stadium on the banks of the Brazos River. The Bears had last beaten Texas at home on bitterly cold December night in 2013, in the last game played at Floyd Casey Stadium after 64 seasons, to clinch their first Big 12 title, when there was no conference championship game.

POSTGAME NOTES

- BU defense has now allowed only 6 points on 11 opening drives this season - two FGs, 9 punts forced.
- For the 10th time in 11 games the BU defense did not allow a TD in the first quarter.
- Through 11 games the Bears have held opponents to just 54 total first half points and only 29 second quarter points.
- Through 10 games the Bears have held opponents to just 103 points through the first three quarters.
- BU finished with 6.0 TFL, giving them 81 on the season, moving them up to 8th most in a single season in program history.
- With WR Denzel Mims' 100+yd receiving performance, Baylor has had a 100-yard performer in 58 percent of its (21-of-36) games under head coach Matt Rhule, including eight of the last 12. The Bears have had two 100-yard performers in 11 games under Rhule. There have been 31 total 100-yard performances under Rhule.
- Since the start of 2018, Baylor is 12-1 when an individual records a 100-yard performance.
- QB Charlie Brewer finished with 1 rushing TD on the day, giving him now 10 rushing TDs on the season and 17 for his career, good for fourth in Baylor history.
- QB Charlie Brewer 23rd career game with a completion percentage of 60.0 or more, good for third most in Baylor history.
- DL James Lynch collected 2.0 sacks, giving him 19.0 career sacks, setting a new program record (breaking Shawn Oakman's previous career record of 17.5).
- DL James Lynch now has 10.5 sacks this season, tying him for second most in a single season in program history, just half a sack away from tying for first.

SCORING SUMMARY

| TEXAS | 0 | 3 | 0 | 7 | -- | 10 |
|--------|---|---|----|---|----|----|
| BAYLOR | 0 | 7 | 14 | 3 | -- | 24 |

| | | |
|-----------|----|---|
| 2nd 14:51 | BU | Lovett,John 28 yd run (Mayers,John kick) |
| 00:00 | UT | Cameron Dicker 48 yd field goal |
| 3rd 07:36 | BU | Brewer,Charlie 1 yd run (Mayers,John kick) |
| 01:20 | BU | Mims,Denzel 12 yd pass from Brewer,Charlie (Mayers,John kick) |
| 4th 10:57 | BU | Mayers,John 24 yd field goal |
| 00:01 | UT | Daniel Young 4 yd run (Cameron Dicker kick) |

STATISTICS

| TEAM STATS | UT | BU |
|----------------------------|---------|---------|
| FIRST DOWNS | 21 | 22 |
| RUSHES-YARDS (NET) | 31-191 | 37-163 |
| PASSING YDS (NET) | 200 | 228 |
| Passes Att-Comp-Int | 37-22-1 | 27-17-0 |
| TOTAL OFFENSE PLAYS-YARDS | 68-391 | 64-391 |
| Fumble Returns-Yards | 0-0 | 0-0 |
| Punt Returns-Yards | 0-0 | 0-0 |
| Kickoff Returns-Yards | 0-0 | 0-0 |
| Interception Returns-Yards | 0-0 | 1-26 |
| Punts (Number-Avg) | 7-37.3 | 5-45.6 |
| Fumbles-Lost | 0-0 | 2-1 |
| Penalties-Yards | 9-104 | 5-35 |
| Possession Time | 29:52 | 30:08 |
| Third-Down Conversions | 4 of 13 | 5 of 13 |
| Fourth-Down Conversions | 0 of 2 | 1 of 2 |
| Red-Zone Scores-Chances | 1-1 | 3-3 |
| Sacks By: Number-Yards | 1-7 | 5-23 |

INDIVIDUAL STATISTICS

RUSHING: Texas - Ingram, Keaontay 7-86; Ehlinger, Sam 19-79; Johnson, Roschon 4-22; Young, Daniel 1-4. Baylor - Brewer, Charlie 18-75; Lovett, John 9-51; Bohanon, Gerry 6-21; Hasty, JaMycal 2-7; Ebner, Trestan 1-6; Fleeke, Josh 1-3.

PASSING: Texas - Ehlinger, Sam 22-37-1-200; Baylor - Brewer, Charlie 16-25-0-221; Bohanon, Gerry 1-2-0-7.

RECEIVING: Texas - Duvernay, Devin 10-78-0; Epps, Malcolm 3-40-0; Johnson, Roschon 3-16-0; Eagles, Brennan 2-26-0; Smith, Jake 2-16-0; Woodward, AlVonte 1-14-0; Ingram, Keaontay 1-10-0. Baylor - Mims, Denzel 7-125-1; Platt, Chris 4-66-0; Sneed, R.J. 2-21-0; Hasty, JaMycal 2-7-0; Atkinson, Jared 1-6-0; Lovett, John 1-3-0.

INTERCEPTIONS: Texas - None. Baylor - Arnold, Grayland 1-26.

FUMBLES: Texas - None. Baylor - Platt, Chris 1-1; Mims, Denzel 1-0.

SACKS: Texas - Ayodele, Adeoye - 1.0-7. Baylor - Bernard, Terrel 1.0-8; Williams, Jordan 0.5-1; Maticsk, Ross 1.0-1; Lynch, James 2.0-12; Lockhart, James 0.5-1.

TACKLES (UA-A): Texas - Ossai, Joseph 7-1; Sterns, Caden 3-3; Brown, Chris 3-3; Overshown, DeMarvio 4-1; Ayodele, Adeoye 3-2; Green, Jalen 2-3; Roach, Malcolm 4-0; Jones, Brandon 2-2; Jaimson, D'Shawn 2-1; Vaughns, Byron 1-1; Graham, Ta'Quon 0-2; Ehlinger, Sam 1-0; Jones, Jacoby 1-0; Ojomo, Moro 1-0; Johnson, Roschon 1-0; Birmage, Marqez 1-0; McCulloch, Jeff 0-1. Baylor - Bernard, Terrel 5-3; Williams, Jordan 5-3; Grayland, Arnold 6-0; Lynch, Blake 4-1; Miller, Chris 4-1; Black, Henry 3-2; Texada, Raleigh 4-0; Barnes, Kalon 2-1; Woods, J.T. 2-0; Maticsk, Ross 2-0; Lynch, James 2-0; Lockhart, James 0-2; Roy, Bravion 0-2; Houston, Jameson 1-0; Ogbonnaya, Chidi 0-1.

BAYLOR 61, KANSAS 6

MEMORIAL STADIUM • LAWRENCE, KANSAS

NOV. 30, 2019 • ATTENDANCE: 22,531

No. 11 Baylor tuned up for a rematch with Oklahoma in the Big 12 title game in fine fashion.

JaMycal Hasty ran for three touchdowns, the Bears forced lowly Kansas into committing six turnovers and they cruised through the second half to a 61-6 victory on Saturday at Memorial Stadium.

Charlie Brewer threw for 182 yards and a touchdown as Baylor (11-1, 8-1 Big 12, No. 9 CFP) equaled the school record for wins in Matt Rhule's third season as coach. Trestan Ebner, Gerry Bohanon, Qualan Jones and Jacob Zeno also shined for TDs as the Bears piled up 263 yards on the ground.

Only three times since the program's founding in 1899 have the Bears won 11 games in a season. Baylor jumped on the Jayhawks midway through the first quarter when Gerry Bohanon scored from six yards out. Brewer found Tyquan Thornton with a 51-yard touchdown pass a few minutes later, and Hasty scored the first of his trio of touchdowns to make it 21-0 at the end of the first quarter.

The rout was most certainly on.

Baylor added a pair of field goals along with Trestan Ebner's 14-yard touchdown run to carry a 34-0 lead into halftime, and Hasty tacked on a pair of touchdown runs to start the second half.

POSTGAME NOTES

- Third 11 win season, tying for the most in school history. This is the third time in program history it has happened this decade (2013, 2014)
- First Power 5 program to go from 1-11 to 11-1 in two seasons.
- The Bears have now won 10 straight games vs. Kansas, including the last 5 trips to Lawrence.
- Baylor is now 16-5 all-time vs. the Jayhawks.
- First time scoring 3 first-quarter touchdowns since Oct. 15, 2016 vs. Kansas.
- 34 first half points ties for BU's most points in the first half of a Big 12 game since scoring 42 at Kansas on Oct. 15, 2016.
- The Bears had 7 rushing TDs in a game for first time since having 7 in 2015 Russell Athletic Bowl vs. North Carolina.
- 4 interceptions tie Baylor's record for a Big 12 game - first time doing it in a Big 12 road game, 5th time overall - tie vs KU, 2011 vs. UT, 2008 vs. TAMU, 2005 vs. OSU
- S Henry Black hauled in his first interception of the season, 2nd of his career and first since 2017.
- LB Blake Lynch collected his second interception of the year, 3rd of his career.
- S Grayland Arnold hauled in his team-leading 6th interception of the season, tying him for 8th most in BU single-season history.
- S Zeke Brown collected his first career interception.
- QB Jacob Zeno had his first career TD.

SCORING SUMMARY

| BAYLOR | 21 | 13 | 14 | 13 | -- | 61 |
|--------|----|----|----|----|----|----|
| KANSAS | 0 | 0 | 6 | 0 | -- | 6 |

| | | |
|-----------|----|--|
| 1st 08:47 | BU | Bohanon,Gerry 6 yd run (Mayers,John kick) |
| 06:48 | BU | Thornton,Tyquan 51 yd pass from Brewer,Charlie (Mayers,John kick) |
| 01:08 | BU | Hasty,JaMycal 13 yd run (Mayers,John kick) |
| 2nd 10:24 | BU | Mayers,John 23 yd field goal |
| 05:41 | BU | Ebner,Trestan 14 yd run (Mayers,John kick) |
| 00:01 | BU | Mayers,John 23 yd field goal |
| 3rd 11:16 | BU | Hasty,JaMycal 19 yd run (Mayers,John kick) |
| 05:59 | BU | Hasty,JaMycal 8 yd run (Mayers,John kick) |
| 01:29 | KU | Andrew Parchment 11 yd pass from Miles,Manny (Miles,Manny rush failed) |
| 4th 06:49 | BU | Jones,Qualan 7 yd run (Mayers,John kick) |
| 04:13 | BU | Zeno,Jacob 1 yd run (TEAM rush fumbld) |

STATISTICS

| TEAM STATS | BU | KU |
|----------------------------|---------|---------|
| FIRST DOWNS | 29 | 17 |
| RUSHES-YARDS (NET) | 47-264 | 35-161 |
| PASSING YDS (NET) | 243 | 119 |
| Passes Att-Comp-Int | 32-18-1 | 32-16-4 |
| TOTAL OFFENSE PLAYS-YARDS | 79-507 | 67-280 |
| Fumble Returns-Yards | 0-0 | 0-0 |
| Punt Returns-Yards | 0-0 | 2-0 |
| Kickoff Returns-Yards | 1-23 | 5-74 |
| Interception Returns-Yards | 4-68 | 1-0 |
| Punts (Number-Avg) | 5-49.0 | 6-48.0 |
| Fumbles-Lost | 0-0 | 2-2 |
| Penalties-Yards | 6-63 | 1-15 |
| Possession Time | 33:46 | 26:14 |
| Third-Down Conversions | 8 of 14 | 2 of 14 |
| Fourth-Down Conversions | 0 of 2 | 2 of 4 |
| Red-Zone Scores-Chances | 9-9 | 1-2 |
| Sacks By: Number-Yards | 2-8 | 1-13 |

INDIVIDUAL STATISTICS

RUSHING: Baylor - Hasty, JaMycal 14-92; Ebner, Trestan 8-55; Bohanon, Gerry 7-42; Jones, Qualan 8-35; Lovett, John 2-30; Zeno, Jacob 2-7; McGuire, Garrett 1-6; Smith, Abram 1-6; Fleeke, Josh 2-2; Brewer, Charlie 2-11; Kansas - Williams, Pooka 22-116; Williams, Dom 3-28; Miles, Manny 3-14; Gardner, Velton 4-6; Hampton, Quan 1-1; Stanley, Carter 2-4.

PASSING: Baylor - Brewer, Charlie 13-25-1-182; Bohanon, Gerry 2-4-0-20; Zeno, Jacob 3-3-0-41. Kansas - Stanley, Carter 13-26-3-95; Miles, Manny 3-6-1-24.

RECEIVING: Baylor - Thornton, Tyquan 4-69-1; Mims, Denzel 4-53-0; Fleeke, Josh 3-26-0; Ebner, Trestan 2-35-0; Jones, Marques 1-19-0; Atkinson, Jared 1-16-0; Hasty, JaMycal 1-14-0; Morrison, R. 1-6-0; Sneed, R.J. 1-5-0. Kansas - Parchment, A. 5-43-1; Charlot, Daylon 4-30-0; Williams, Pooka 3-27-0; Luavasa, Jack 2-11-0; Lassiter, K. 2-8-0.

INTERCEPTIONS: Baylor - Brown, Zeke 1-10; Lynch, Blake 1-34; Arnold, Grayland 1-4; Black, Henry 1-20. Kansas - Thomas, Ricky 1-0.

FUMBLES: Baylor - none. Kansas - Logan, Kenny 1-1; Lassiter, K. 1-1.

SACKS: Baylor - Roy, Bravion 1.0-4; Franklin, TJ 1.0-4. Kansas - Johnson, Kyron 1.0-13.

TACKLES (UA-A): Baylor - Roy, Bravion 4-0; Bernard, Terrel 4-0; Maticsk, Ross 3-1; Woods, J.T. 3-0; Rogers, Owen 3-0; Franklin, TJ 3-0; Slinker, Trystan 2-1; Shupp, Jackson 2-1; Brown, Zeke 2-0; Lynch, Blake 2-0; Landry, Josh 2-0; Lynch, James 2-0; Arnold, Grayland 2-0; Milton, Mark 2-0; Texada, Raleigh 2-0; Houston, Jameson 2-0; Williams, Jordan 1-1; Morgan, C. 1-1; Smith, Abram 1-0; Jackson, Bryson 1-0; Logan, Ashton 1-0; Hanspard, BJ 1-0; Ogbonnaya, Chidi 1-0; Barnes, Kalon 1-0; Jones, Matt 1-0; McNair 0-1. Kansas - Potter, Gavin 6-0; Johnson, Kyron 5-1; Defense, Hasan 4-1; Torneaden, Bryce 4-0; Jones, Elijah 4-0; Ferguson, Davon 3-1; S-McKenzie 3-1; Kamara, Azur 3-0; Ford, DeAnte 3-0; Lee, Mike 2-1; Thomas, Ricky 2-0; Logan, Kenny 2-0; Lassiter, K. 2-0; Moragne, D. 1-1; McCaleb 1-1; Burt, Sam 1-0; Cole, Codey 1-0; Gardner, Velton 1-0; Sampson, Caleb 1-0; McNerney, Cody 1-0; Williams, Pooka 1-0; Brown, Jelani 1-0; Harris, Marcus 1-0; Robinson, S. 0-1.

2019 GAME RECAPS

OVERALL: 11-2 (HOME 6-1, ROAD 5-0, NEUTRAL 0-1) | BIG 12 CONFERENCE: 8-1 (HOME 4-1, ROAD 4-0, NEUTRAL 0-0)

BAYLOR 23, OKLAHOMA 30 (OT)

AT&T STADIUM • ARLINGTON, TEXAS

DEC. 7, 2019 • ATTENDANCE: 65,191

No. 8 Baylor dropped a close overtime game to No. 6 Oklahoma in the Big 12 Championship game. Oklahoma's Rhamondre Stevenson had a 5-yard touchdown run in overtime, and then Baylor true freshman Jacob Zeno - whose two long passes in the fourth quarter helped tie the game - was under constant pressure when Baylor got its last chance.

The Bears tied the game after Zeno came in during the fourth quarter, the second quarterback used after starter Charlie Brewer left the game in the second quarter following a big hit he delivered on a defender.

There was an 81-yard catch-and-run touchdown by Trestan Ebner with 9:41 left in regulation and a 78-yarder to Chris Platt that set up John Mayers' 27-yarder with 3:25 left to make it 23-all.

After Oklahoma scored on three plays to start overtime, the Sooners put the heat on Zeno. He was sacked for a 10-yard loss, and then he was under duress again when he flung a game-ending pass that fell to the turf harmlessly.

The Bears had only 105 total yards before the 81-yard TD pass in the fourth quarter by Zeno, who had played in only one game and was the scout team quarterback imitating Hurts in practice this week. They finished with 265.

Bohanon directed Baylor on scoring drives on its last two possessions before halftime. He threw a 33-yard touchdown to Tyquan Thornton before a 28-yard field goal by Mayers put the Bears up 13-10 at halftime - even with only 98 total yards.

POSTGAME NOTES

- The Bears made their first appearance in the Big 12 title game.
- Today's meeting at AT&T Stadium in Arlington is the first time the Bears and the Sooners have met on a neutral site.
- The Bears are now 6-4 all-time at AT&T Stadium.
- The Bears are 2-1 in 2019 in OT games.
- The Bears are 7-7 in overtime games in program history and 2019 is the first time the Bears have played three OT games in one season.
- The Bears held Oklahoma QB Jalen Hurts to a season-low 38 yards rushing on 23 carries.
- The Bears held Oklahoma to a season-low 433 yards of total offense.
- The 81-yd TD pass from QB Jacob Zeno to RB Trestan Ebner is the longest play in the history of the Dr Pepper Big 12 Football Championship.
- With 1 interception today, Bears now have 17 interceptions on the season, most since having 17 in 2013.
- The 81-yd TD pass from QB Jacob Zeno to RB Trestan Ebner is the longest TD pass for Baylor since Nov. 5, 2016 against TCU - Seth Russell to Ish Zamora (81 yards).

SCORING SUMMARY

| BAYLOR | 0 | 13 | 0 | 10 | 0 | -- | 23 |
|----------|----|----|----|----|---|----|----|
| OKLAHOMA | 10 | 0 | 10 | 3 | 7 | -- | 30 |

| | | |
|-----------|----|---|
| 1st 09:31 | OU | Brooks, Kennedy 6 yd run (Brkic, Gabe kick) |
| 04:51 | OU | Brkic, Gabe 44 yd field goal |
| 2nd 10:20 | BU | Mayers, John 44 yd field goal |
| 02:59 | BU | Thornton, Tyquan 33 yd pass from Bohanon, Gerry (Mayers, John kick) |
| 00:08 | BU | Mayers, John 28 yd field goal |
| 3rd 07:53 | OU | Brkic, Gabe 24 yd field goal |
| 03:09 | OU | Basquine, Nick 18 yd pass from Hurts, Jalen (Brkic, Gabe kick) |
| 4th 10:31 | OU | Brkic, Gabe 24 yd field goal |
| 09:41 | BU | Ebner, Trestan 81 yd pass from Zeno, Jacob (Mayers, John kick) |
| 03:25 | BU | Mayers, John 27 yd field goal |
| OT 15:00 | OU | Stevenson, Rhamondre 5 yd run (Brkic, Gabe kick) |

STATISTICS

| TEAM STATS | BU | OU |
|----------------------------|---------|---------|
| FIRST DOWNS | 8 | 21 |
| RUSHES-YARDS (NET) | 29-35 | 50-146 |
| PASSING YDS (NET) | 230 | 287 |
| Passes Att-Comp-Int | 27-9-0 | 24-17-1 |
| TOTAL OFFENSE PLAYS-YARDS | 56-265 | 74-433 |
| Fumble Returns-Yards | 0-0 | 0-0 |
| Punt Returns-Yards | 1-12 | 2-1 |
| Kickoff Returns-Yards | 2-48 | 3-43 |
| Interception Returns-Yards | 1-5 | 0-0 |
| Punts (Number-Avg) | 8-38.8 | 6-41.2 |
| Fumbles-Lost | 1-0 | 2-1 |
| Penalties-Yards | 4-37 | 6-50 |
| Possession Time | 23:24 | 36:36 |
| Third-Down Conversions | 3 of 15 | 6 of 15 |
| Fourth-Down Conversions | 0 of 1 | 0 of 0 |
| Red-Zone Scores-Chances | 2-2 | 6-6 |
| Sacks By: Number-Yards | 3-24 | 6-43 |

INDIVIDUAL STATISTICS

RUSHING: Baylor - Lovett, John 3-19; Bohanon, Gerry 9-15; Hasty, JaMycal 3-12; Ebner, Trestan 4-4; Brewer, Charlie 6-3; Zeno, Jacob 4-12. Oklahoma - Brooks, Kennedy 17-59; Stevenson Rhamondre 8-48; Hurts, Jalen 23-38; Lamb, CeeDee 1-2; Team 1-1.

PASSING: Baylor - Bohanon, Gerry 4-15-0-56; Zeno, Jacob 2-6-0-159; Brewer, Charlie 3-6-0-15.

RECEIVING: Baylor - Ebner, Trestan 2-84-1; Thornton, Tyquan 2-62-1; Platt, Chris 1-78-0; Henle, Christoph 1-7-0; Sneed, R.J. 1-5-0; Fleeks, Josh 1-2-0; Hasty, JaMycal 1-4-0. Oklahoma - Lamb, CeeDee 8-173-0; Basquine, Nick 2-24-1; Brooks, Kennedy 2-24-0; Rambo, Charleston 2-23-0; Willis, Brayden 1-17-0; Stevenson, Rhamondre 1-14-0; Stogner, Austin 1-12-0.

INTERCEPTIONS: Baylor - Williams, Jordan 1-5. Oklahoma - none

FUMBLES: Baylor - Arnold, Grayland 1-0. Oklahoma - Hurts, Jalen 1-1; Lamb, CeeDee 1-0.

SACKS: Baylor - Lynch, James 2-0-16; Lockhart, James 1-0-8. Oklahoma - Murray, Kenneth 1-0-7; Bonitto, Nik 1.5-12; Redmond, Jalen 1.5-8; Gallimore, Neville 1.0-10; Thomas, Isaiah 1.0-6.

TACKLES (UA-A): Baylor - Williams, Jordan 8-5; Miller, Chris 6-7; Bernard, Terrel 4-8; Black, Henry 3-5; Lynch, Blake 4-3; Lynch, James 4-1; Roy, Brawvion 2-3; Houston, Jameson 2-2; Lockhart, James 2-1; Arnold, Grayland 1-2; Matisck, Ross 1-2; Smith, Abram 1-1; Ogbonnaya, Chidi 1-1; Morgan, Christian 1-0; Barnes, Kalon 1-0; Woods, J.T. 1-0; Rogers, Owen 0-1. Oklahoma - Murray, Kenneth 8-2; Turner-Yell, Delarrin 6-2-8; Fields, Pat 4-2; Bonitto, Nik 2-3; Kelly, Caleb 2-1; Redmond, Jalen 2-1; Gallimore, Neville 1-1; Radley-Hines, Brendan 1-1; Ugwoegbu, David 1-0; Stripling, Marcus 1-0; Humphrey, Creed 1-0; Brown, Tre 1-0; Thomas, Isaiah 1-0; Stevenson, Rhamondre 1-0; Lamb, CeeDee 1-0; Perkins, Ronnie 0-1.