

# BAYLOR

## BASKETBALL GAME NOTES



Follow **Baylor Basketball** on Twitter, Instagram and Facebook: **@BaylorMBB**

### GAME 4

24/23 **BAYLOR** (2-1, 0-0 Big 12) vs. NR/NR **OHIO** (3-1, 0-0 MAC)



Nov. 21, 2019 • 3:30 p.m. CT • Watch: ESPN2 and ESPN App • Listen: ESPN Central Texas & TuneIn App  
Conway, S.C. • HTC Center (3,212) • Social Media: @BaylorMBB | #SicEm | #1TGF

### MEDIA INFORMATION

TV: ESPN2 and ESPN App

Talent: Rich Hollenberg (pxp), Fran Fraschilla (analyst)

BU Radio: Baylor-IMG College / ESPN Central Texas

Talent: Pat Nunley (pxp), David Kaye (analyst)

Satellite Radio: Sirius 137, XM 202, Internet 965

Social Media: @BaylorMBB | #SicEm | #1TGF

All-Time Series Never met

|         |           |
|---------|-----------|
| Waco    | Never met |
| Athens  | Never met |
| Neutral | Never met |

### 2019-20 SCHEDULE & RESULTS

| DATE   | BU    | OPP   | OPPONENT                         | TV               | TIME      |
|--------|-------|-------|----------------------------------|------------------|-----------|
| N5     | 16/18 | —     | CENTRAL ARKANSAS                 | Big 12 Now/ESPN+ | W, 105-61 |
| N8     | 16/18 | rv/rv | vs. Washington <sup>1</sup>      | ESPN             | L, 64-67  |
| N15    | 24/18 | —     | TEXAS STATE                      | Big 12 Now/ESPN+ | W, 72-63  |
| N21    | 24/23 | —     | vs. Ohio <sup>2</sup>            | ESPN2            | 3:30 p.m. |
| N22    | 24/23 | —     | vs. TBD <sup>2</sup>             | ESPNU/NEWS       | TBD       |
| N24    | 24/23 | —     | vs. TBD <sup>2</sup>             | ESPN2/U          | TBD       |
| D3     | —     | —     | MD.-EASTERN SHORE                | Big 12 Now/ESPN+ | 6:30 p.m. |
| D7     | —     | —     | ARIZONA                          | ESPNU            | 11 a.m.   |
| D10    | —     | —     | BUTLER <sup>3</sup>              | ESPN2            | 8 p.m.    |
| D18    | —     | —     | vs. UT-Martin <sup>4</sup>       | ESPNU            | 9 p.m.    |
| D30    | —     | —     | JACKSON STATE                    | Big 12 Now/ESPN+ | TBD       |
| J4     | —     | —     | • TEXAS                          | ESPN2            | 7 p.m.    |
| J7     | —     | —     | • at Texas Tech                  | ESPN2/U          | 8 p.m.    |
| J11    | —     | —     | • at Kansas                      | CBS              | 12 p.m.   |
| J15    | —     | —     | • IOWA STATE                     | Big 12 Now/ESPN+ | 7 p.m.    |
| J18    | —     | —     | • at Oklahoma State              | ESPN2/U          | 11 a.m.   |
| J20    | —     | —     | • OKLAHOMA                       | ESPN             | 8 p.m.    |
| J25    | —     | —     | • at Florida <sup>5</sup>        | ESPN             | 7 p.m.    |
| J29    | —     | —     | • at Iowa State                  | ESPN2/U          | 8 p.m.    |
| F1     | —     | —     | • TCU                            | ESPN2            | 3 p.m.    |
| F3     | —     | —     | • at Kansas State                | ESPN2            | 8 p.m.    |
| F8     | —     | —     | • OKLAHOMA STATE                 | ESPN2            | 5 p.m.    |
| F10    | —     | —     | • at Texas                       | ESPN/2           | 8 p.m.    |
| F15    | —     | —     | • WEST VIRGINIA                  | Big 12 Now/ESPN+ | 3 p.m.    |
| F18    | —     | —     | • at Oklahoma                    | ESPN2/U          | 8 p.m.    |
| F22    | —     | —     | • KANSAS                         | ESPN/2           | 11 a.m.   |
| F25    | —     | —     | • KANSAS STATE                   | Big 12 Now/ESPN+ | 7 p.m.    |
| F29    | —     | —     | • at TCU                         | ESPN2/U          | 1 p.m.    |
| M2     | —     | —     | • TEXAS TECH                     | ESPN             | 8 p.m.    |
| M7     | —     | —     | • at West Virginia               | Big 12 Now/ESPN+ | 12 p.m.   |
| M11-14 | —     | —     | Big 12 Championship <sup>6</sup> | ESPN2/U          | TBD       |

### SCHEDULE KEY

1 – Armed Forces Classic (Anchorage); 2 – Myrtle Beach Invitational (Conway, S.C.); 3 – Big East/Big 12 Battle (Waco, Texas); 4 – The Battleground 2k19 (Houston); 5 – Big 12/SEC Challenge (Gainesville, Fla.); 6 – Big 12 Championship (Kansas City)  
Rankings: AP/Coaches; All times Central

### BAYLOR ATHLETICS COMMUNICATIONS

DAVID KAYE *Assistant AD*  
254-709-5147 • David\_Kaye@baylor.edu

### STORY LINES

- Baylor opens the Myrtle Beach Invitational on Thursday at 3:30 pm CT against Ohio.
- The game will be shown on ESPN2 with Rich Hollenberg and Fran Fraschilla calling the action.
- BU is facing a MAC team for the first time since defeating UNI on 12/22/03, the 5th win of the Drew era.
- Baylor is 33-12 in regular-season tournaments during the Drew era, including 20-4 since 2013-14.
- Baylor has trailed for only 3:39 of 120:00 game time this season, and never by more than 3 points.
- BU won its season-opener vs. UCA 105-61, draining 18 3-pointers, the 2nd-most in program history.
- The Bears led for 36:27 vs. Washington in their 2nd game, but UW rallied to win 67-64 in Alaska.
- BU fought off a tough Texas State team in Game 3 to win 72-63 without Tristan Clark on Friday.
- **Jared Butler** has led the Bears in scoring in all 3 games this season (30-UCA, 18-UW, 15-TXST).
- **Butler** leads the Big 12 in scoring (21.0) and 3FGs (4.7), ranks 2nd in 3FG% (.560) and 4th in FG% (.583)
- **Freddie Gillespie** is 1 of 4 Big 12 players with multiple double-doubles. He ranks 3rd in the Big 12 in steals (2.7), 4th in blocks (2.0), 5th in rebounding (9.3) and 6th in field goal pct. (.536).
- **MaCio Teague** is 7th in the B12 in assists (4.3), 5th in 3FGs (2.3), 12th in steals (1.7) & 18th in scoring (12.7).
- Baylor is coming off its 10th 20-win season in the last 12 years. The Bears were a No. 9 seed in the 2019 NCAA Tournament, where they knocked of Syracuse before falling to No. 1 seed Gonzaga.
- BU is No. 24 in the most recent AP Top 25 and No. 23 in the preseason coaches' poll.
- Baylor has been in the Preseason AP Top 25 in 7 of 10 seasons since its first preseason ranking in 2010-11.
- Head coach **Scott Drew** is in his 17th season in Waco and is BU's all-time wins leader (318-210).
- Baylor returned 9 players with at least 26 games of Division I experience, including a pair of transfers who started in their BU debuts after sitting out last season – **Davion Mitchell** and **MaCio Teague**.
- BU returned 8 letterwinners from last season, including 5 players who made at least 7 starts – **Mark Vital** (34), **Jared Butler** (21), **Tristan Clark** (14), **Freddie Gillespie** (11) and **Devonte Bando** (7).
- BU was picked 2nd in the Big 12 Preseason Coaches Poll, tying the highest in program history (2012-13). The Bears were picked 9th in last year's poll, but overcame a multitude of injuries to finish in 4th place.
- BU has advanced to the postseason in 8 straight seasons, tied as the nation's 10th-longest active streak.
- Baylor's streak of 11 consecutive seasons ranked was snapped last season, but the Bears have now been ranked in 12 of 13 seasons since 2007-08. BU was ranked only twice prior to the Drew era.
- Baylor is 38-11 in games against non-Big 12 teams over the last 4 seasons since 2016-17.
- Drew is coaching his 529th game at Baylor (318-210). His .602 winning percentage is best in BU history among coaches with 40+ games, and his teams have a .668 winning percentage since 2007-08 (284-141).
- Baylor is 47-5 in regular-season non-conference games against unranked teams since December 2014.
- BU has ranked top-10 nationally in offensive rebounding pct. in 6 straight seasons (No. 2 last year).
- BU has been top-25 nationally in adj. offensive efficiency in 7 of the last 8 seasons (No. 20 last year).
- Baylor is 57-31 against non-conference teams in neutral/road games in the Drew era, including a 34-16 record in away games against non-Big 12 teams since 2011-12.

### TEAM INFORMATION

|                                 |                           |
|---------------------------------|---------------------------|
| <b>BAYLOR</b> (2-1, 0-0 Big 12) |                           |
| Ranking                         | 24th – AP, 23rd – Coaches |
| Head Coach                      | Scott Drew (Butler, 1993) |
| Career Record                   | 338-221 (18th season)     |
| BU Record                       | 318-210 (17th season)     |
| vs. Ohio                        | 0-0                       |

### OHIO

|                            |                                   |
|----------------------------|-----------------------------------|
| <b>OHIO</b> (3-1, 0-0 MAC) |                                   |
| Ranking                    | NR – AP, NR – Coaches             |
| Head Coach                 | Jeff Boals (Ohio, 1995)           |
| Career Record              | 58-42 (4th season)                |
| Ohio Record                | 3-1 (1st season)                  |
| vs. Baylor                 | 0-0                               |
| SID                        | Sara Legarsky — legarsky@ohio.edu |

### BAYLOR 2019-20 STATS

| #  | P | NAME              | YR   | PPG  | RPG | APG  | MPG  |
|----|---|-------------------|------|------|-----|------|------|
| 12 | G | Jared Butler      | So.  | 21.0 | 3.3 | 3.3  | 31.0 |
| 31 | G | MaCio Teague      | RJr. | 12.7 | 5.7 | 4.3  | 31.0 |
| 33 | F | Freddie Gillespie | RSr. | 12.0 | 9.3 | 2.0* | 28.0 |
| 2  | G | Devonte Bando     | Sr.  | 11.7 | 5.3 | 2.0  | 25.7 |
| 11 | F | Mark Vital        | RJr. | 8.0  | 4.3 | 1.0  | 22.7 |
| 45 | G | Davion Mitchell   | RSo. | 6.0  | 1.7 | 3.0  | 27.3 |
| 25 | F | Tristan Clark     | Jr.  | 5.0  | 5.0 | 1.5  | 22.5 |
| 0  | F | Flo Thamba        | So.  | 4.5  | 3.5 | 0.5* | 10.5 |
| 24 | F | Matthew Mayer     | So.  | 2.7  | 1.3 | 1.3  | 10.0 |
| 15 | G | Obim Okeke        | Sr.  | 0.0  | 2.0 | 2.0  | 4.0  |
| 13 | F | Jackson Moffatt   | RFr. | 0.0  | 1.0 | 0.0  | 3.0  |
| 5  | F | Jordan Turner     | Fr.  | —    | —   | —    | —    |

\* - blocks per game

**PRONUNCIATIONS**

|                             |                         |
|-----------------------------|-------------------------|
| John JAKUS                  | JAYK-us                 |
| Matthew MAYER               | MYE-er                  |
| DAVION Mitchell             | DAY-vee-ahn             |
| OBIM OKEKE                  | OH-bihm oh-KAY-kay      |
| Jonathan TCHAMWA TCHATCHOUA | CHAWM-wuh CHAT-chew-wuh |
| MACIO Teague                | may-SEE-oh              |
| Mark VITAL                  | VYE-tuhl                |

**PARTICIPATION**

**CAREER STARTS**

|    |                                    |
|----|------------------------------------|
| 69 | MaCio Teague (66 at UNC Asheville) |
| 53 | Mark Vital                         |
| 46 | Tristan Clark                      |
| 37 | Freddie Gillespie (23 at Carleton) |
| 24 | Jared Butler                       |
| 7  | Devonte Bando                      |
| 3  | Davion Mitchell                    |

**CAREER GAMES PLAYED (NCAA)**

|    |                                    |
|----|------------------------------------|
| 70 | MaCio Teague (67 at UNC Asheville) |
| 70 | Mark Vital                         |
| 60 | Freddie Gillespie (31 at Carleton) |
| 50 | Tristan Clark                      |
| 37 | Davion Mitchell (34 at Auburn)     |
| 37 | Devonte Bando                      |
| 37 | Jared Butler                       |
| 36 | Matthew Mayer                      |
| 35 | Flo Thamba                         |
| 17 | Obim Okeke                         |
| 1  | Jackson Moffatt                    |

**BAYLOR IN THE RANKINGS**

| WEEK      | W/L | AP         | COACHES    |
|-----------|-----|------------|------------|
| Preseason | 0-0 | 16th (523) | 18th (228) |
| Nov. 11   | 1-1 | 24th (179) | 18th (228) |
| Nov. 18   | 2-1 | 24th (179) | 23rd (111) |

**QUICK HITS**

- Five of Baylor’s 12 active players have used a redshirt year at Baylor, and the Bears have three players currently sitting out as redshirts – **Jordan Turner**, **Adam Flagler** and **Jonathan Tchamwa Tchatchoua**.
- **Davion Mitchell** took over as Baylor’s starting point guard replacing Makai Mason. Eight of Baylor’s nine starting point guards during the Drew era have earned All-Big recognition (14 of last 15 seasons).
- BU is 41-72 against AP-ranked teams since 2007-08 after going 0-27 in Drew’s first 4 rebuilding seasons.
- Baylor is 12-23 against AP Top 10 teams since March 2012. BU started the Drew era 1-26 vs. top-10.
- Baylor has defeated 7 top-10 teams in the last 3 seasons, including a 6-3 mark vs. top-10 teams in Waco.
- Baylor is 31-4 when leading at halftime over the last 3 seasons since 2017-18.
- Baylor has won 88% of its games when leading at the half since 2011-12 (149-20).
- Baylor has won 20+ games in 10 of the last 12 seasons after recording only three 20-win seasons in the previous 100 years of Baylor Basketball (1946, 1948, 1988).
- The Bears are one of 11 programs to win 18+ games in every year since 2008.
- Baylor is 1 of 14 teams nationally to appear in every postseason since 2012 (6 NCAAs, 2 NITs).
- BU is 90-21 since 2015-16 when leading at any point in the 2nd half of a game (2-1 this season).
- Baylor is 193-94 over the last 9 seasons, averaging 24 wins per season since 2012.
- Baylor’s 193 wins since 2011-12 are second-most in the Big 12 behind only Kansas (238).
- Baylor is 284-141 since 2007-08, the first year Drew’s staff had a full allotment of scholarships.
- Baylor is 5-1 all-time in Big 12/SEC Challenges, the best record of any team in either league.
- Baylor has the nation’s 11th-longest active streak with at least one 3-point FG made in 906 straight games – the last time Baylor failed to make a 3-pointer was more than 29 years ago, on Feb. 21, 1990 vs. Texas Tech (0-8).
- BU has recorded double-digit non-conference wins in 11 of the last 12 seasons (all except 2012-13).
- Baylor has won 5 tournament titles under **Drew** (2007 Paradise Jam, 2011 Las Vegas Classic, 2013 NIT, 2016 Battle 4 Atlantis and 2017 Hall of Fame Classic).

**ONE OF THE GREATEST REBUILDS IN NCAA HISTORY**

- **Scott Drew** became Baylor head coach in 2003, starting of one of the greatest rebuilds in NCAA history.
- Drew is now in his 17th season at Baylor and is the school’s all-time wins leader (318).
- Drew is coaching his 529th game at Baylor (318-210). His .602 winning percentage is best in BU history among coaches with 40+ games, and he’s the program’s all-time wins leader.
- Baylor has a .668 winning percentage (284-141) since Drew’s first year with no scholarship restrictions in 2007-08 and a .672 winning percentage (193-94) over the last 9 seasons since 2011-12.
- Drew (49) is the youngest of 12 coaches nationally to take his current program to four Sweet 16s since 2010.
- In Drew’s 17 seasons as Baylor head coach, BU has been ranked in 215 of 529 games. Prior to Drew, BU was ranked in 2 of 2,197 games over 97 seasons. In 11 seasons since 2008-09, BU has been ranked in 212 of 394 games.
- In Drew’s first 16 seasons at Baylor, 42 players have gone on to professional careers.

**PICKED 2ND IN BIG 12 PRESEASON COACHES POLL**

- Baylor was picked second in the 2020 Big 12 Preseason Coaches Poll, tying 2013 for the best in program history.
- Baylor (71 points) was projected behind only Kansas (80). Texas Tech (62) was third, followed by Texas (57), West Virginia (45), Oklahoma State (42), Iowa State (30), Oklahoma (29), Kansas State (23) and TCU (11).
- BU was projected to finish 9th last season, but the Bears overcame injuries to four projected starters to finish 4th.

**2019-20 BAYLOR BASKETBALL ROSTER**

| NO. | NAME                        | POS | HT   | WT  | CL.-EXP.              | HOMETOWN/PREVIOUS SCHOOL                                       |
|-----|-----------------------------|-----|------|-----|-----------------------|--|
| 0   | Flo Thamba                  | F   | 6-10 | 240 | So.-1L                | Kinshasa, Democratic Republic of Congo/Mountain Mission School |
| 2   | Devonte Bando               | G   | 6-3  | 185 | Sr.-1L                | Mississauga, Ontario/Faith Baptist HS (Hutchinson [Kan.] CC)   |
| 5   | Jordan Turner               | G/F | 6-7  | 195 | Fr.-HS                | Houston, Texas/Sunrise Christian                               |
| 10  | Adam Flagler                | G   | 6-3  | 180 | So. <sup>2</sup> -TR  | Duluth, Ga./Duluth HS (Presbyterian)                           |
| 11  | Mark Vital                  | G/F | 6-5  | 230 | RJr. <sup>2</sup> -2L | Lake Charles, La./Advanced Prep International                  |
| 12  | Jared Butler                | G   | 6-3  | 190 | So.-1L                | Reserve, La./Riverside Academy                                 |
| 13  | Jackson Moffatt             | G/F | 6-6  | 210 | RFr.-SQ               | Magnolia, Texas/Magnolia HS                                    |
| 15  | Obim Okeke                  | G   | 6-0  | 225 | Sr.-1L                | Las Vegas, Nev./Bishop Gorman HS                               |
| 23  | Jonathan Tchamwa Tchatchoua | F   | 6-8  | 245 | So. <sup>2</sup> -TR  | Douala, Cameroon/NBA Global Academy - Australia (UNLV)         |
| 24  | Matthew Mayer               | G/F | 6-9  | 210 | So.-1L                | Austin, Texas/Westlake HS                                      |
| 25  | Tristan Clark               | F   | 6-10 | 245 | Jr.-2L                | San Antonio, Texas/Wagner HS                                   |
| 31  | MaCio Teague                | G   | 6-3  | 195 | RJr. <sup>2</sup> -SQ | Cincinnati, Ohio/Walnut Hills HS (UNC Asheville)               |
| 33  | Freddie Gillespie           | F   | 6-9  | 245 | RSr. <sup>2</sup> -1L | St. Paul, Minn./East Ridge HS (Carleton)                       |
| 45  | Davion Mitchell             | G   | 6-2  | 195 | RSo. <sup>2</sup> -SQ | Hinesville, Ga./Liberty County HS (Auburn)                     |

^ - sat out 2016-17 as redshirt \* - sat out 2017-18 as redshirt # - sat out 2018-19 as redshirt % - will sit out 2019-20 as transfer

**COACHING & SUPPORT STAFF**

**Head Coach:** Scott Drew (Butler, 1993), 17th season at Baylor (18th season as Division I head coach)  
**Associate Head Coach:** Jerome Tang (Charter Oak State, 2007), 17th season at Baylor  
**Assistant Coach:** Alvin Brooks III (Idaho State, 2002), 4th season at Baylor  
**Assistant Coach:** John Jakus (Trinity International, 1999), 3rd season at Baylor  
**Special Assistant & Director of Player Development:** Jared Nuness (Valparaiso, 2001), 10th season at Baylor  
**Special Assistant to the Head Coach:** Bill Peterson (Eckerd, 1979), 3rd season at Baylor  
**Director of Basketball Operations:** Aditya Malhotra (Baylor, 2006), 7th season at Baylor  
**Director of Video Operations:** Ty Beard (Baylor, 2009), 3rd season at Baylor

**SERIES HISTORY**

- Thursday is Baylor's first time facing Ohio and just the 4th time the Bears have faced a current MAC team.
- BU's previous games against current members of the MAC were in 1962 vs. Toledo (loss), 1975 vs. Eastern Michigan (loss) and 2003 vs. Northern Illinois (win). The win vs. Northern Illinois was Drew's 5th victory at Baylor.

**SUCCESS IN TOURNAMENTS**

- Baylor is 33-12 in regular-season tournaments during the Scott Drew era.
- The Bears are 20-4 in their six regular-season tournaments since 2013-14, going 3-1, 3-1, 3-1, 4-0, 4-0 and 3-1.
- BU advanced to championship games in the 2007 Paradise Jam (won), 2008 76 Classic (lost), 2011 Las Vegas Classic (won), 2013 Maui Invitational (lost), 2014 Las Vegas Invitational (lost), 2016 Battle 4 Atlantis (won) and 2017 Hall of Fame Classic (won).
- Baylor has won four regular-season tournament titles under Drew – the 2017 Hall of Fame Classic, the 2016 Battle 4 Atlantis, the 2011 Las Vegas Classic and the 2007 Paradise Jam.

**WINNING AWAY FROM HOME VS. NON-BIG 12 TEAMS**

- Baylor is 57-32 against non-conference teams in neutral/road games in the Scott Drew era, including a 34-17 record in away games against non-Big 12 teams since 2011-12.
- Baylor is 54-26 in road/neutral non-conference games since the 2007-08 season (0-1 in 2019-20, 3-3 in 2018-19; 2-2 in 2017-18; 6-1 in 2016-17; 1-3 in 2015-16; 3-2 in 2014-15; 6-2 in 2013-14; 5-2 in 2012-13; 8-1 in 2011-12; 1-3 in 2010-11; 8-2 in 2009-10; 6-2 in 2008-09; 5-2 in 2007-08).

**RANKED 24TH IN LATEST AP TOP 25**

- Baylor remained No. 24 in the latest AP Top 25 released on Monday. It's the Bears' 3rd straight week ranked.
- Baylor was ranked No. 16 in the preseason AP Top 25 poll, which tied the 2nd-highest preseason ranking in BU history.
- BU has been in the preseason AP Top 25 in 7 of 10 seasons since the program's first preseason ranking in 2010-11.
- Thursday is Baylor's 215th games as a ranked team, with 212 of those coming in the last 12 seasons.
- Baylor's highest preseason ranking was No. 12 in 2011-12. The Bears were No. 16 in 2010-11 and 2019-20, No. 19 in 2012-13, No. 22 in 2015-16, No. 24 in 2017-18 and No. 25 in 2013-14.

**PROGRAM HIGHLIGHTS**

- Drew is in his 17th season at Baylor and is the school's all-time wins leader (318).
- Baylor has had a nation-leading four players selected in the NBA Draft since 2010 who weren't ranked in the ESPN100 out of high school — Quincy Acy, Ekpe Udoh, Pierre Jackson and Taurean Prince.
- Drew has graduated 49 players during his Baylor tenure, averaging more than 3 graduates per season.
- The Bears have advanced to postseason play in a school-record eight straight seasons (6 NCAA, 2 NIT).
- Baylor is 20-4 in regular-season tournaments since 2013-14, including 3 regular-season tournament titles.
- Drew has won 20+ games in 10 of the last 12 years — the Bears had 3 seasons of 20+ wins prior to his arrival.

**NON-CONFERENCE HIGHLIGHTS**

- BU went 10-5 in non-conference last season, with marquee wins at Arizona, vs. Oregon, vs. Alabama and vs. Syracuse.
- BU held Oregon to 47 points on Dec. 15, the Ducks' fewest in a game since scoring 46 vs. Cal on Feb. 21, 2013.
- BU won 58-49 at Arizona on Dec. 1, becoming the first team to hold UA below 50 points since Feb. 26, 2011.
- The win at Arizona snapped the Wildcats 52-game non-conference home winning streak.
- Baylor is now 11-5 vs. the Pac-12 in the Drew era and 10-5 against SEC teams since 2012-13.
- Baylor is 38-11 in games against non-Big 12 teams over the last 4 seasons, including home victories against No. 4 Oregon, No. 7 Xavier, Oregon and Alabama, neutral site wins vs. No. 10 Louisville, vs. No. 24 Michigan State, vs. VCU, vs. USC, vs. Wisconsin, vs. Creighton and vs. Syracuse and road wins at Arizona and Ole Miss.

**FIVE NCAA TOURNAMENT APPEARANCES IN LAST SIX SEASONS**

- Baylor appeared in the NCAA Tournament for the fifth time in the last six seasons in 2019.
- BU is 1 of 22 teams (1 of 15 in Power-5) to appear in five NCAA Tournaments since 2014, joining Arizona, Cincinnati, Duke, Gonzaga, Iowa State, Kansas, Kentucky, Michigan, Michigan State, New Mexico State, North Carolina, Oklahoma, Oregon, Providence, Purdue, VCU, Villanova, Virginia, Wichita State, Wisconsin and Xavier.

**EIGHT CONSECUTIVE POSTSEASON BERTHS**

- Baylor is on a school-record streak of eight consecutive postseason berths, surpassing the total number of postseason berths in the program's 97 seasons prior to the **Scott Drew** era.
- Baylor is 1 of 14 teams to appear in every postseason since 2012, joining Cincinnati, Duke, Gonzaga, Iona, Kansas, Kentucky, Michigan State, New Mexico State, North Carolina, Oregon, Saint Mary's, Virginia and Wichita State.
- BU earned NCAA Tournament bids in 2012, 2014, 2015, 2016, 2017 and 2019 and NIT bids in 2013 and 2018.
- Baylor has made postseason appearances in 11 of 12 seasons since 2008. Prior to that, Baylor's only postseason berths were in 1946 (NCAA), 1948 (NCAA), 1950 (NCAA), 1987 (NIT), 1988 (NCAA), 1990 (NIT) and 2001 (NIT).
- Baylor is 21-10 in postseason national tournaments during the Drew era after going 3-9 prior to Drew's arrival.



**SCOTT DREW**

HEAD COACH  
17TH SEASON AT BAYLOR

**THE DREW FILE**

**PERSONAL**

Birthdate: Oct. 23, 1970  
Birthplace: Kansas City, Mo.  
Family: Wife, Kelly; daughter Mackenzie, sons Peyton and Brody

**EDUCATION**

College: Butler, 1993; Valparaiso, 1994 (Master's)

**COACHING EXPERIENCE**

1993-01 Valparaiso (assistant coach)  
2001-02 Valparaiso (associate head coach)  
2002-03 Valparaiso (head coach)  
2003-pres. Baylor (head coach)

**THE DREW WORKSHEET**

| YEAR          | SCHOOL              | OVERALL        | CONF.          |
|---------------|---------------------|----------------|----------------|
| 2002-03       | Valparaiso          | 20-11          | 12-2           |
| 2003-04       | Baylor              | 8-21           | 3-13           |
| 2004-05       | Baylor              | 9-19           | 1-15           |
| 2005-06†      | Baylor              | 4-13           | 4-12           |
| 2006-07       | Baylor              | 15-16          | 4-12           |
| 2007-08       | Baylor <sup>1</sup> | 21-11          | 9-7            |
| 2008-09       | Baylor <sup>2</sup> | 24-15          | 5-11           |
| 2009-10       | Baylor <sup>1</sup> | 28-8           | 11-5           |
| 2010-11       | Baylor              | 18-13          | 7-9            |
| 2011-12       | Baylor <sup>1</sup> | 30-8           | 12-6           |
| 2012-13*      | Baylor <sup>2</sup> | 23-14          | 9-9            |
| 2013-14       | Baylor <sup>1</sup> | 26-12          | 9-9            |
| 2014-15       | Baylor <sup>1</sup> | 24-10          | 11-7           |
| 2015-16       | Baylor <sup>1</sup> | 22-12          | 10-8           |
| 2016-17       | Baylor <sup>1</sup> | 27-8           | 12-6           |
| 2017-18       | Baylor <sup>2</sup> | 19-15          | 8-10           |
| 2018-19       | Baylor <sup>1</sup> | 20-14          | 10-8           |
| 2019-20       | Baylor              | 2-1            | 0-0            |
| <b>TOTAL</b>  | <b>18th season</b>  | <b>338-221</b> | <b>135-149</b> |
| <b>BAYLOR</b> | <b>17th season</b>  | <b>318-210</b> | <b>123-147</b> |

† Baylor played no non-conference schedule due to NCAA sanctions.  
\* Two of Baylor's wins were credited to interim head coach Jerome Tang.  
<sup>1</sup> NCAA Tournament Appearances | <sup>2</sup> NIT Appearances

**DREW VS. 2019-20 OPPONENTS**

| OPPONENT                      | CAREER         |
|-------------------------------|----------------|
| Arizona .....                 | 1-0            |
| Butler .....                  | 0-0            |
| Central Arkansas .....        | 2-0            |
| Florida .....                 | 0-1            |
| Iowa State.....               | 14-13          |
| Jackson State .....           | 8-0            |
| Kansas .....                  | 4-24           |
| Kansas State .....            | 11-16          |
| Maryland-Eastern Shore.....   | 1-0            |
| Ohio .....                    | 0-0            |
| Oklahoma .....                | 12-22          |
| Oklahoma State.....           | 17-16          |
| Texas .....                   | 16-21          |
| TCU.....                      | 12-3           |
| Texas State.....              | 2-0            |
| Texas Tech.....               | 18-13          |
| UT-Martin.....                | 0-0            |
| Washington.....               | 0-1            |
| West Virginia .....           | 10-7           |
| <b>CAREER W-L TOTAL .....</b> | <b>338-221</b> |

**MISCELLANEOUS STATISTICS**

|                                  |                                    |
|----------------------------------|------------------------------------|
| Current Streak.....              | Won 1                              |
| Current Home Streak.....         | Won 2                              |
| Current Road/Neutral Streak..... | Lost 2                             |
| Last Win.....                    | Nov. 15 vs. Texas State (72-63)    |
| Last Home Win.....               | Nov. 15 vs. Texas State (72-63)    |
| Last Away Win.....               | March 21 vs. Syracuse (78-69)      |
| Last Loss.....                   | Nov. 8 vs. Washington (64-67)      |
| Last Home Loss.....              | March 6 vs. Oklahoma State (64-67) |
| Last Away Loss.....              | Nov. 8 vs. Washington (64-67)      |

**2019-20 RECORD BY STARTING LINEUP**

|   |     |
|---|-----|
| Mitchell (g), Butler (g), Teague (g), Clark (f), Gillespie (f)..... | 1-1 |
| Mitchell (g), Butler (g), Teague (g), Vital (f), Gillespie (f)..... | 1-0 |

**RECORD WHEN...**

|                                    | 2019-20 |     | DREW    |
|------------------------------------|---------|-----|---------|
|                                    | ALL     | B12 | ERA     |
| Leading or tied at halftime        | 2-1     | 0-0 | 256-47  |
| Trailing at halftime               | 0-0     | 0-0 | 64-163  |
| Shoot 50 percent or higher         | 1-0     | 0-0 | 150-12  |
| Shoot lower than 50 percent        | 1-1     | 0-0 | 170-198 |
| Shoot higher pct than opponent     | 1-0     | 0-0 | 278-29  |
| Shoot lower percentage than opp    | 1-1     | 0-0 | 42-181  |
| Opp. shoot lower than 50 percent   | 2-1     | 0-0 | 303-113 |
| Opp. shoot 50 percent or higher    | 0-0     | 0-0 | 17-97   |
| Score fewer than 60 points         | 0-0     | 0-0 | 12-50   |
| Score 60-plus points               | 2-1     | 0-0 | 308-160 |
| Score 70-plus points               | 2-0     | 0-0 | 270-68  |
| Score 80-plus points               | 1-0     | 0-0 | 136-12  |
| Score 90-plus points               | 1-0     | 0-0 | 58-3    |
| Score 100-plus points              | 1-0     | 0-0 | 21-0    |
| Opp. score fewer than 50 points    | 0-0     | 0-0 | 33-1    |
| Opp. score fewer than 60 points    | 0-0     | 0-0 | 115-9   |
| Opp. score fewer than 70 points    | 2-1     | 0-0 | 225-54  |
| Opp. score fewer than 80 points    | 2-1     | 0-0 | 301-141 |
| Opp. score 80-plus points          | 0-0     | 0-0 | 19-69   |
| Opp. score 90-plus points          | 0-0     | 0-0 | 3-19    |
| More rebounds than opponent        | 2-0     | 0-0 | 246-79  |
| Equal/fewer rebounds than opp.     | 0-1     | 0-0 | 74-131  |
| 40+ rebounds                       | 1-0     | 0-0 | 126-32  |
| Fewer than 40 rebounds             | 1-1     | 0-0 | 194-178 |
| Fewer turnovers than opp.          | 2-1     | 0-0 | 159-67  |
| Equal/more turnovers than opp.     | 0-0     | 0-0 | 161-143 |
| Games decided by 5 or fewer pts    | 0-1     | 0-0 | 67-61   |
| OT games                           | 0-0     | 0-0 | 19-5    |
| Games as AP ranked team            | 2-1     | 0-0 | 150-64  |
| Games vs. AP ranked opponents      | 0-0     | 0-0 | 41-99   |
| Games following a loss             | 2-0     | 0-0 | 108-96  |
| Games following a win              | 0-1     | 0-0 | 211-114 |
| More points in paint than opp.     | 2-0     | 0-0 | 226-85  |
| Equal/fewer pts in paint than opp. | 0-1     | 0-0 | 94-125  |
| More points off TO than opp.       | 2-1     | 0-0 | 192-71  |
| Equal/fewer pts off TO than opp.   | 0-0     | 0-0 | 128-139 |
| More bench points than opp.        | 1-1     | 0-0 | 186-106 |
| Equal/fewer bench points than opp. | 1-0     | 0-0 | 134-104 |
| More 2nd-chance points than opp.   | 2-0     | 0-0 | 185-109 |
| Equal/fewer 2nd-ch. pts than opp.  | 0-1     | 0-0 | 135-101 |
| Playing in November                | 2-1     | 0-0 | 74-15   |
| Playing in December                | 0-0     | 0-0 | 73-19   |
| Playing in January                 | 0-0     | 0-0 | 68-63   |
| Playing in February                | 0-0     | 0-0 | 60-68   |
| Playing in March                   | 0-0     | 0-0 | 43-44   |
| Playing in April                   | 0-0     | 0-0 | 2-1     |

**A WIN WOULD ...**

- Advance Baylor into Friday’s semifinal game vs. Utah or Coastal Carolina at 4 p.m. CT on ESPN.
- Improve Baylor’s record to 2-2 against current MAC members and 1-0 all-time vs. Ohio.
- Be Drew’s 319th win at Baylor and improve Baylor’s record to 285-141 since 2007-08.
- Move Baylor to 39-11 in games against non-Big 12 teams since 2016-17.
- Make Baylor 148-34 in November/December games under Drew, including 75-15 in November games.

**GILLESPIE GROWING INTO STARTING ROLE**

- **Freddie Gillespie** has started 12 of the last 15 games since entering the starting lineup on Feb. 9, 2019 vs. K-State.
- Gillespie did not play in 8 of 9 games immediately preceding Tristan Clark’s injury last year, but he joined the rotation for the first game without Clark on Jan. 12, and he became a starter 8 games later (started 9 of final 12 games).
- Gillespie has posted double-doubles in 2 of 3 games this season after doing so in 1 of 26 games played last year.
- Gillespie is 1 of 4 Big 12 players with multiple double-doubles (Doolittle-OU, Haliburton-ISU, Samuel-TCU).
- Gillespie ranks 3rd in the Big 12 in steals (2.7), 4th in blocks (2.0), 5th in rebounding (9.3) and 6th in FG% (.536).

**BUTLER TAKING OVER**

- **Jared Butler** has led Baylor in scoring in all 3 games this season after doing so in 6 of 34 games last year.
- Butler posted 30 points in the season-opener vs. UCA, the most by a Big 12 player this season and the 2nd-most of his career behind a 31-point effort at Kansas on March 9, 2019.
- Butler leads the Big 12 in scoring (21.0) and 3-pointers made per game (4.7), ranks 2nd in 3-point FG percentage (.560), 4th in field goal percentage (.583) and 14th in minutes (31.0).
- Butler has scored at least 15 points in all 3 games this season, his career-long streak of 15+ point games.

**TEAGUE CONTINUING STREAKS**

- **MaCio Teague** has played in 70 consecutive games and made 66 consecutive starts during 3 collegiate seasons (2016-17 & 2017-18 at UNC Asheville, 2019-20 at Baylor). He has started all but one game (Nov. 20, 2016).
- Teague has made at least one 3-pointer in 28 consecutive games, including 23 of 28 games with multiple 3FGs.
- Teague ranks 5th in the Big 12 in 3-pointers made (2.3), 7th in assists (4.3), 12th in steals (1.7), 12th in field goal percentage (.455) and 18th in scoring (12.7).

**BREAKTHROUGH IN BIG 12**

- BU is 113-94 in Big 12 play in 12 seasons since 2008 after going 45-131 in the league’s first 11 seasons.
- BU is 99-77 in Big 12 play in 10 seasons since 2010 after going 59-149 in the league’s first 13 seasons.
- Baylor is 34-38 in Big 12 road games since 2012, second-best in the league behind only Kansas (44-24).
- BU has recorded double-digit Big 12 wins in 4 of the last 5 and 6 of the last 10 seasons.
- BU has won 8+ Big 12 games in 8 straight seasons after winning 8+ just 3 times in the league’s first 15 years.

**SECOND-MOST WINS AMONG BIG 12 TEAMS SINCE 2011-12**

- Baylor’s 193-94 record since 2011-12 trails only Kansas (238-61) among Big 12 teams (thru 11/18/19).
- Iowa State (185-94) is 3rd, Kansas State (175-100) is 4th, West Virginia (172-109) is 5th, Oklahoma (165-105) is 6th, Texas (155-123) is 7th, Oklahoma State (147-122) is 8th, Texas Tech (144-124) is 9th and TCU (139-135) is 10th.
- Baylor has averaged 24 wins per season over the last seven seasons since 2011-12.

**PROTECTING HALFTIME LEADS**

- Baylor is 34-4 in its last 38 games when leading at the half, including 15-3 last season and 15-0 in 2017-18.
- Baylor has won 88% of its games (149-20) when leading at the half since 2011-12 (1-1 in 2019-20, 15-3 in 2018-19, 15-0 in 2017-18, 18-3 in 2016-17, 18-2 in 2015-16, 21-7 in 2014-15, 18-2 in 2013-14, 17-1 in 2012-13 and 26-1 in 2011-12).
- BU has won 37% of games in which its been tied or trailing at the half since 2011-12, going 44-74 in those.

**DOMINANT DEFENSIVE PERFORMANCES**

- Baylor held 3 high-major teams below 50 points last season, each team’s lowest scoring total in more than 5 years.
- BU held Arizona to 49 points in Tucson on Dec. 1, becoming the first team to hold UA below 50 since Feb. 26, 2011.
- Baylor limited Oregon to 47 points on Dec. 15, the Ducks’ fewest points in a game since Feb. 21, 2013.
- Baylor held Oklahoma to 47 points in Norman on Jan. 28, the Sooners’ fewest in a game since Nov. 23, 2012.

**NOVEMBER AND DECEMBER SUCCESS**

- Baylor has posted a combined 147-34 record in November and December games during the Drew era, including a 64-12 mark in November and December games since 2013.
- The Bears are 74-15 in November games and 73-19 in December contests.
- BU is 34-7 in November games since 2013, with the only losses to No. 8 Syracuse (2013), vs. Illinois (2014) in Las Vegas, at No. 25 Oregon (2015), at No. 21 Xavier (2017), vs. Texas Southern (2018), vs. Ole Miss (2018) in Florida and vs. Washington (2019) in Alaska.
- BU is 31-5 in December games since 2013, with losses at No. 24 Texas A&M (2015), vs. No. 8 Wichita State (2017), at No. 22 Texas Tech (2017), at Wichita State (2018) and vs. SFA (2018).

**2019-20 BAYLOR BASKETBALL GAME NOTES**  
**POINT GUARDS THRIVE IN DREW'S SYSTEM**

- Eight of Baylor's nine starting point guards during the **Scott Drew** era have earned All-Big 12 recognition.
- Baylor's starting point guard has earned All-Big 12 recognition in 14 of 15 seasons since 2004-05.
- Makai Mason (2019), Manu Lecomte (2017, 2018), Lester Medford (2016), Kenny Chery (2014, 2015), Pierre Jackson (2012, 2013), Tweety Carter (2010), Curtis Jerrells (2007, 2008, 2009) and Aaron Bruce (2005, 2006, 2007) have earned All-Big 12 recognition.

**DOUBLE-DIGIT NON-CONFERENCE WINS IN 11 OF LAST 13 YEARS**

- Baylor has begun Big 12 play with double-digit wins in 5 of the last 6 seasons and 11 times in the last 13 years.
- All told, Baylor has gone 142-26 prior to Big 12 play over the last 14 seasons dating back to 2006-07, including a 9-9 record against AP Top 25 teams.
- BU entered Big 12 play 8-4 in 2018-19, 10-2 in 2017-18, 12-0 in 2016-17, 10-2 in 2015-16, 11-1 in 2014-15, 12-1 in 2013-14, 8-4 in 2012-13, 13-0 in 2011-12, 10-3 in 2010-11, 12-1 in 2009-10, 12-2 in 2008-09, 12-2 in 2007-08 and 10-3 in 2006-07. The Bears are 2-1 in non-conference this season.

**GRADUATING 91 PERCENT OF SENIORS**

- Since **Scott Drew** took over the Baylor Basketball program in 2003, 32 of 35 scholarship players who have played their fourth years of collegiate eligibility under Drew have graduated from Baylor.
- Players recruited by Drew to graduate at Baylor: Tim Bush, Patrick Fields, Aaron Bruce, Mamadou Diene, Delbert Simpson, Curtis Jerrells, Henry Dugat, Kevin Rogers, Tweety Carter, Josh Lomers, Ekpe Udoh, Fred Ellis, Quincy Acy, Anthony Jones, J'mison Morgan, A.J. Walton, Cory Jefferson, Brady Heslip, Gary Franklin, Kenny Chery, Royce O'Neale, Lester Medford, Rico Gathers, Taurean Prince, Al Freeman, Johnathan Motley, Ishmail Wainright, Manu Lecomte, Jo Lual-Acuil Jr., Nuni Omot, Jake Lindsey and King McClure.

**PLAYER DEVELOPMENT – FROM UNRANKED TO NBA DRAFT PICKS**

- Baylor has had a nation-leading four players selected in the NBA Draft since 2010 who weren't ranked in the ESPN100 out of high school.
- The only other schools with three such players were Colorado, Marquette, Missouri, New Mexico and Connecticut.
- Baylor developed **Quincy Acy**, **Ekpe Udoh**, **Pierre Jackson** and **Taurean Prince** into NBA Draft picks after joining the program as unranked recruits.

**HISTORY OF DEVELOPMENT WITH REDSHIRTS**

- Baylor has a track record of success when players redshirt under Scott Drew. **Ekpe Udoh**, **Johnathan Motley**, **Cory Jefferson**, **Brady Heslip**, **Jo Lual-Acuil Jr.** and **Manu Lecomte** have all gone on to professional careers after redshirting.
- **Mark Vital**, **Freddie Gillespie**, **MaCio Teague** and **Davion Mitchell** have all redshirted while at Baylor.
- **Adam Flagler** and **Jonathan Tchamwa Tchatchoua** are both redshirting this season while sitting out to satisfy NCAA transfer rules, while freshman **Jordan Turner** has elected to redshirt.

**42 PRO PLAYERS IN DREW ERA**

- In Scott Drew's 16 years at Baylor, 42 of his players have gone on to professional careers.
- Five of Drew's players were in the NBA last season, and they all graduated from Baylor – Quincy Acy (Suns), Johnathan Motley (Clippers), Royce O'Neale (Jazz), Taurean Prince (Hawks) and Ekpe Udoh (Jazz).
- A complete list of pro players from the Drew era is on page 159 of the 2019-20 men's basketball media almanac.

**TWENTY-THREE WINS VS. RANKED TEAMS IN LAST FIVE SEASONS**

- Baylor has gone 23-32 against ranked teams since the start of the 2014-15 season (3-5 last season).
- BU is 41-72 against AP-ranked teams since 2007-08 after going 0-27 in Drew's first four rebuilding seasons.
- Baylor has won multiple games vs. AP Top 25 teams in each of the last 12 seasons. The Bears have defeated at least five ranked teams in four of the last six seasons dating back to 2013-14.

**CONSISTENTLY AMONG NATION'S BEST OFFENSES**

- Baylor's offense has consistently ranked among the nation's best over the last 12 seasons under Scott Drew.
- The Bears have finished 10 of the past 12 seasons among the top 25 nationally in KenPom's adjusted offensive efficiency, joining Duke as the only programs to make that claim.
- BU finished No. 20 in 2018-19, No. 62 in 2017-18, No. 23 in 2016-17, No. 13 in 2015-16, No. 18 in 2014-15, No. 9 in 2013-14, No. 14 in 2012-13, No. 8 in 2011-12, No. 102 in 2010-11, No. 3 in 2009-10, No. 11 in 2008-09 and No. 11 in 2007-08.

**OFFENSIVE REBOUNDING BECOMING A BAYLOR STAPLE**

- Baylor has ranked top-10 nationally in offensive rebounding percentage in every season since 2013-14, including five times ranked in the nation's top-4. The Bears only cracked the top-20 once in Drew's first 10 years.
- Baylor's 6-year streak is the nation's best, and West Virginia (5 years) is the only other team with a 3+ year streak.
- Baylor ranked No. 2 nationally in 2018-19, No. 9 in 2017-18, No. 3 in 2016-17, No. 4 in 2015-16, No. 1 in 2014-15 and No. 3 in 2013-14. Prior to that 6-year top-10 streak, BU's best rank was No. 16 in 2011-12.

**2019-20 SEASON HONORS**

**TRISTAN CLARK**

Preseason All-Big 12 Team  
 Naismith Trophy Preseason Watch List  
 Karl Malone Award Watch List

**DOUBLE-FIGURE GAMES**

| POINTS            | 19-20 | CAREER                   |
|-------------------|-------|--------------------------|
| Freddie Gillespie | 3     | 21 (14 at Carleton)      |
| Jared Butler      | 3     | 20                       |
| MaCio Teague      | 2     | 56 (54 at UNC Asheville) |
| Devonte Bando     | 2     | 14                       |
| Mark Vital        | 1     | 19                       |
| Tristan Clark     | –     | 21                       |
| Matthew Mayer     | –     | 5                        |
| Davion Mitchell   | –     | 2 (2 at Auburn)          |

| REBOUNDS          | 19-20 | CAREER                 |
|-------------------|-------|------------------------|
| Freddie Gillespie | 2     | 13 (9 at Carleton)     |
| MaCio Teague      | 1     | 4 (3 at UNC Asheville) |
| Mark Vital        | –     | 9                      |
| Tristan Clark     | –     | 3                      |

| DOUBLE-DOUBLES    | 19-20 | CAREER                 |
|-------------------|-------|------------------------|
| Freddie Gillespie | 2     | 7 (4 at Carleton)      |
| MaCio Teague      | 1     | 4 (3 at UNC Asheville) |
| Mark Vital        | –     | 2                      |
| Tristan Clark     | –     | 3                      |

| 20+ POINTS        | 19-20 | CAREER            |
|-------------------|-------|-------------------|
| Jared Butler      | 1     | 3                 |
| Tristan Clark     | –     | 2                 |
| Devonte Bando     | –     | 2                 |
| Freddie Gillespie | –     | 1 (1 at Carleton) |

| 30+ POINTS   | 19-20 | CAREER |
|--------------|-------|--------|
| Jared Butler | 1     | 2      |

**ACTIVE STREAKS**

| CONSECUTIVE STARTS |                                    |
|--------------------|------------------------------------|
| 66                 | MaCio Teague (63 at UNC Asheville) |
| 36                 | Adam Flagler (36 at Presbyterian)  |
| 22                 | Jared Butler                       |
| 3                  | Freddie Gillespie, Davion Mitchell |
| 1                  | Mark Vital                         |

| CONSECUTIVE GAMES PLAYED |  |
|--------------------------|--|
| 70                       | MaCio Teague (67 at UNC Asheville)       |
| 62                       | Mark Vital                               |
| 37                       | Devonte Bando, Jared Butler              |
| 36                       | Adam Flagler (36 at Presbyterian)        |
| 31                       | Jonathan Tchamwa Tchatchoua (31 at UNLV) |
| 23                       | Freddie Gillespie                        |
| 7                        | Matthew Mayer                            |
| 3                        | MaCio Teague, Davion Mitchell            |
| 1                        | Flo Thamba                               |

| CONSECUTIVE GAMES WITH 3-POINTER |                                    |
|----------------------------------|------------------------------------|
| 36                               | Adam Flagler (36 at Presbyterian)  |
| 28                               | MaCio Teague (25 at UNC Asheville) |
| 5                                | Jared Butler                       |
| 3                                | Devonte Bando                      |

| CONSECUTIVE GAMES WITH 10+ POINTS |                                  |
|-----------------------------------|----------------------------------|
| 5                                 | Jared Butler                     |
| 4                                 | Adam Flagler (4 at Presbyterian) |
| 3                                 | Freddie Gillespie                |
| 1                                 | Devonte Bando                    |
| 1                                 | MaCio Teague                     |
| 1                                 | Mark Vital                       |

| <b>LARGEST LEADS &amp; DEFICITS</b> |           |             |         |         |
|-------------------------------------|-----------|-------------|---------|---------|
|                                     | W/L       | HALFTIME    | LARGEST | LARGEST |
|                                     | SCORE     | MARGIN      | LEAD    | DEFICIT |
| Central Ark.                        | W, 105-61 | +21 (53-32) | +44     | —       |
| vs. Washington                      | L, 64-67  | +7 (31-24)  | +13     | -3      |
| Texas State                         | W, 72-63  | — (30-30)   | +18     | -2      |

| <b>GAME TRENDS</b> |           |               |             |             |
|--------------------|-----------|---------------|-------------|-------------|
|                    | W/L       | TIME          | TIME        | TIME        |
|                    | SCORE     | LEADING       | TRAILING    | TIED        |
| Central Ark.       | W, 105-61 | 39:35         | —           | 0:25        |
| vs. Washington     | L, 64-67  | 36:27         | 1:42        | 1:51        |
| Texas State        | W, 72-63  | 33:01         | 1:57        | 5:02        |
| <b>TOTAL</b>       |           | <b>109:03</b> | <b>3:39</b> | <b>7:18</b> |

| <b>SPECIALTY STATISTICS</b>   |           |           |           |           |
|---|-----------|-----------|-----------|-----------|
| <i>[PP - Paint; POT - Turnovers; 2nd - Second chance; BP - Bench]</i> |           |           |           |           |
| <b>[BAYLOR-OPPONENT]</b>  |           |           |           |           |
| OPPONENT  | PP        | POT       | 2ND       | BP        |
| Central Arkansas  | 40-26     | 21-13     | 21-6      | 33-8      |
| vs. Washington  | 14-30     | 17-12     | 2-4       | 17-3      |
| Texas State   | 32-22     | 21-17     | 10-7      | 16-27     |
| <b>BAYLOR TOTAL</b>   | <b>86</b> | <b>59</b> | <b>33</b> | <b>66</b> |
| Baylor Average  | 28.7      | 19.7      | 11.0      | 22.0      |
| <b>OPP TOTAL</b>  | <b>78</b> | <b>42</b> | <b>17</b> | <b>38</b> |
| Opp Average   | 26.0      | 14.0      | 5.7       | 12.7      |

| <b>GAME-BY-GAME STARTERS</b> |          |        |        |       |           |
|------------------------------|----------|--------|--------|-------|-----------|
|                              | 1        | 2      | 3      | 4     | 5         |
| Central Ark.                 | Mitchell | Butler | Teague | Clark | Gillespie |
| vs. Washington               | Mitchell | Butler | Teague | Clark | Gillespie |
| Texas State                  | Mitchell | Butler | Teague | Vital | Gillespie |

**BAYLOR BASKETBALL ON THE RADIO**

- Baylor basketball is aired live via the Baylor Sports Network from Learfield IMG College on ESPN Central Texas and flagship station 1660AM ESPN Radio (KRZI) in Waco and worldwide on Sirius/XM Radio.
- Games are broadcast by the “Voice of the Bears” John Morris and former Baylor basketball standout Pat Nunley.
- Morris is in his 36th year doing Baylor broadcasts, while Nunley is in his 39th season as color analyst.
- Dave Rosselli enters his 3rd season filling in when Morris slides over to the TV broadcast.
- All of Baylor’s games can be heard live on the Internet at [www.BaylorBears.com](http://www.BaylorBears.com) and via the TuneIn App.

**SCOTT DREW COACHING TREE**

- Three current Division I head coaches took their first DI head coaching jobs after stints on Scott Drew’s BU staff.
- Matthew Driscoll is in his 11th season as head coach at North Florida after six seasons as a Baylor assistant.
- Grant McCasland is in his third season as head coach at North Texas. He spent five years as a Baylor assistant before taking over as Arkansas State head coach for one season in 2016-17.
- Paul Mills is in his third season as head coach at Oral Roberts. He was a member of Drew’s original Baylor staff in 2003-04 and spent 14 years with Drew, the final eight as an assistant coach.

**ENTIRE STAFF RETURNS**

- Scott Drew’s entire coaching staff returns for the 2019-20 season.
- Jerome Tang is in his third season as associate head coach and has been on Drew’s staff all 17 seasons at Baylor.
- Assistant coaches Alvin Brooks III (fourth season) and John Jakus (third season) also return to the bench.
- Special assistant & director of player development Jared Nuness is back for his 10th season, while director of basketball operations Aditya Malhotra returns for his 7th season. Special assistant to the head coach Bill Peterson and director of video operations Ty Beard are both back for their third seasons.

**UP NEXT**

- The Bears will face either Coastal Carolina or Utah on Friday, followed by one of four teams from the opposite side of the bracket – Villanova, Tulane, Mississippi State or Middle Tennessee – on Sunday.
- Baylor’s next home game is Dec. 3 vs. Maryland-Eastern Shore, which will be a 6:30 p.m. CT tipoff.



## 2 — DEVONTE BANDO

G • 6-3 • 185 • SR. • 1L

MISSISSAUGA, ONTARIO (HUTCHINSON CC)

### SEASON HIGHS

**Points:** — 15 vs. Central Arkansas (11/5/19)  
**FG:** — 6 vs. Central Arkansas (11/5/19)  
**FGA:** — 10 vs. Central Arkansas (11/5/19)  
**3FG:** — 3 vs. Central Arkansas (11/5/19)  
**3FGA:** — 5 vs. Washington (11/8/19)  
**FT:** — 2 vs. Texas State (11/15/19)  
**FTA:** — 2 vs. Texas State (11/15/19)  
**Rebounds:** — 7 vs. Central Arkansas (11/5/19)  
**Assists:** — 3 vs. Central Arkansas (11/5/19); vs. Washington (11/8/19)  
**Turnovers:** — 3 vs. Central Arkansas (11/5/19)  
**Blocks:** — 1 vs. Texas State (11/15/19)  
**Steals:** — 1 vs. Central Arkansas (11/5/19)  
**Minutes Played:** — 28 vs. Texas State (11/15/19)

### CAREER HIGHS

**Points:** — 25 vs. Southern (11/10/18)  
**FG:** — 7 vs. Southern (11/10/18); vs. West Virginia (2/23/19)  
**FGA:** — 14 vs. West Virginia (2/23/19)  
**3FG:** — 5 vs. Oklahoma (2/11/19)  
**3FGA:** — 10 vs. West Virginia (2/23/19)  
**FT:** — 7 vs. Southern (11/10/18)  
**FTA:** — 7 vs. Southern (11/10/18)  
**Rebounds:** — 7 vs. Central Arkansas (11/5/19)  
**Assists:** — 4 vs. New Orleans (12/29/18); at West Virginia (1/21/19)  
**Turnovers:** — 4 at Texas Tech (2/16/19)  
**Blocks:** — 1, three times  
**Steals:** — 3 vs. Southern (11/10/18)  
**Minutes Played:** — 37 vs. Prairie View A&M (11/12/18)

### MISCELLANEOUS

|                           | 19-20 | CAREER | BU RECORD |
|---------------------------|-------|--------|-----------|
| Double-Figure Points:     | 2     | 14     | 10-4      |
| Double-Figure Rebounds:   | —     | —      | —         |
| Double-Doubles:           | —     | —      | —         |
| 20+ Points:               | —     | 2      | 2-0       |
| 5+ Assists:               | —     | —      | —         |
| Led team in Points:       | —     | 3      | 2-1       |
| Led team in Rebounds:     | —     | 2      | 1-1       |
| Led team in Assists:      | —     | 2      | 1-1       |
| Led team in Blocks:       | —     | 1      | 1-0       |
| Led team in Bench Points: | 3     | 16     | 10-6      |

### BANDOO NOTEBOOK

- Canadian JuCo transfer guard, played two seasons at Hutchinson (Kan.) Community College before joining BU in summer 2018
- Played in all 37 games since joining Baylor program, including 7 starts; has scored in double-figures 14 times
- Scored 15 points and added career-high 7 rebounds and 3 assists in 26 minutes off bench in season-opener vs. UCA (11/5/19)
- Finished 6th in Big 12 with .395 3-point pct. in 2018-19; improved to .440 3FG% in Big 12 play, which ranked 4th in league
- Made at least one 3-pointer in 16 of last 18 games (42%; 35-of-84) and in 16 of 18 career Big 12 games (44%; 37-of-84)
- Scored 14 pts in 7-minute span as BU came from 17 down with 9 min left to beat Texas (2/27/19); game-tying 3FG with 2:01 left
- Posted 22 points, added 4 rebounds and 2 assists in 33 minutes off bench to lead Bears to win vs. West Virginia (2/23/19)
- Led team with 19 points in 29 minutes off bench vs. OU (2/11/19); went 5-of-7 from 3-pt range, including late go-ahead trey
- Made first start at Baylor and had game-highs in points (25), rebounds (6), steals (3) and minutes (34) vs. Southern (11/10/18)
- Scored 1,072 points over 72 games during JuCo career, averaging 14.9 points in 27.1 minutes per game
- Hutchinson went 63-9 in games Bando played; scored in double-figures in 60 of 72 games, including 11 games with 20+ points
- Started 35 games as sophomore at Hutch, averaging 16.6 points, 5.8 rebounds and 2.9 assists in 32.1 minutes per game
- Helped Hutchinson win 2017 NJCAA Division I national title, scoring team-high 22 points in championship game

### 2019-20 GAME-BY-GAME

| OPPONENT               | DATE  | GS | MIN | FG   | 3FG | FT  | OR-DR-TR | PF | A | T | B | S | PTS |
|------------------------|-------|----|-----|------|-----|-----|----------|----|---|---|---|---|-----|
| Central Arkansas       | 11/5  |    | 26  | 6-10 | 3-4 | 0-0 | 1-6-7    | 2  | 3 | 3 | 0 | 1 | 15  |
| vs. Washington         | 11/8  |    | 23  | 3-7  | 2-5 | 1-1 | 0-3-3    | 0  | 3 | 2 | 0 | 0 | 9   |
| Texas State            | 11/15 |    | 28  | 4-8  | 1-4 | 2-2 | 2-4-6    | 2  | 0 | 2 | 1 | 0 | 11  |
| vs. Ohio               | 11/21 |    |     |      |     |     |          |    |   |   |   |   |     |
| vs. TBD                | 11/22 |    |     |      |     |     |          |    |   |   |   |   |     |
| vs. TBD                | 11/24 |    |     |      |     |     |          |    |   |   |   |   |     |
| Maryland-Eastern Shore | 12/3  |    |     |      |     |     |          |    |   |   |   |   |     |
| Arizona                | 12/7  |    |     |      |     |     |          |    |   |   |   |   |     |
| Butler                 | 12/10 |    |     |      |     |     |          |    |   |   |   |   |     |
| vs. UT Martin          | 12/18 |    |     |      |     |     |          |    |   |   |   |   |     |
| Jackson State          | 12/30 |    |     |      |     |     |          |    |   |   |   |   |     |
| Texas                  | 1/4   |    |     |      |     |     |          |    |   |   |   |   |     |
| at Texas Tech          | 1/7   |    |     |      |     |     |          |    |   |   |   |   |     |
| at Kansas              | 1/11  |    |     |      |     |     |          |    |   |   |   |   |     |
| Iowa State             | 1/15  |    |     |      |     |     |          |    |   |   |   |   |     |
| at Oklahoma State      | 1/18  |    |     |      |     |     |          |    |   |   |   |   |     |
| Oklahoma               | 1/20  |    |     |      |     |     |          |    |   |   |   |   |     |
| at Florida             | 1/25  |    |     |      |     |     |          |    |   |   |   |   |     |
| at Iowa State          | 1/29  |    |     |      |     |     |          |    |   |   |   |   |     |
| TCU                    | 2/1   |    |     |      |     |     |          |    |   |   |   |   |     |
| at Kansas State        | 2/3   |    |     |      |     |     |          |    |   |   |   |   |     |
| Oklahoma State         | 2/8   |    |     |      |     |     |          |    |   |   |   |   |     |
| at Texas               | 2/10  |    |     |      |     |     |          |    |   |   |   |   |     |
| West Virginia          | 2/15  |    |     |      |     |     |          |    |   |   |   |   |     |
| at Oklahoma            | 2/18  |    |     |      |     |     |          |    |   |   |   |   |     |
| Kansas                 | 2/22  |    |     |      |     |     |          |    |   |   |   |   |     |
| Kansas State           | 2/25  |    |     |      |     |     |          |    |   |   |   |   |     |
| at TCU                 | 2/29  |    |     |      |     |     |          |    |   |   |   |   |     |
| Texas Tech             | 3/2   |    |     |      |     |     |          |    |   |   |   |   |     |
| at West Virginia       | 3/7   |    |     |      |     |     |          |    |   |   |   |   |     |

### BANDOO'S CAREER STATS

| YEAR          | GP-GS       | MIN-AVG         | FG-A           | PCT         | 3FG-A         | PCT         | FT-A         | PCT         | OFF-DEF-TOT     | AVG        | PF-D        | A         | TO        | B        | S         | TP         | AVG        |
|---------------|-------------|-----------------|----------------|-------------|---------------|-------------|--------------|-------------|-----------------|------------|-------------|-----------|-----------|----------|-----------|------------|------------|
| 2018-19 (JR.) | 34-7        | 717-21.1        | 98-218         | .450        | 51-129        | .395        | 39-43        | .907        | 16-59-75        | 2.2        | 38-0        | 46        | 40        | 2        | 19        | 286        | 8.4        |
| 2019-20 (SR.) | 3-0         | 77-25.7         | 13-25          | .520        | 6-13          | .462        | 3-3          | 1.000       | 3-13-16         | 5.3        | 4-0         | 6         | 7         | 1        | 1         | 35         | 11.7       |
| <b>CAREER</b> | <b>37-7</b> | <b>794-21.5</b> | <b>111-243</b> | <b>.457</b> | <b>57-142</b> | <b>.401</b> | <b>42-46</b> | <b>.913</b> | <b>19-72-91</b> | <b>2.5</b> | <b>42-0</b> | <b>52</b> | <b>47</b> | <b>3</b> | <b>20</b> | <b>321</b> | <b>8.7</b> |



## 12 – JARED BUTLER

G • 6-3 • 190 • SO. • 1L

RESERVE, LA. (RIVERSIDE ACADEMY)

### SEASON HIGHS

**Points:** – 30 vs. Central Arkansas (11/5/19)  
**FG:** – 10 vs. Central Arkansas (11/5/19)  
**FGA:** – 14 vs. Central Arkansas (11/5/19)  
**3FG:** – 8 vs. Central Arkansas (11/5/19)  
**3FGA:** – 12 vs. Central Arkansas (11/5/19)  
**FT:** – 3 vs. Texas State (11/15/19)  
**FTA:** – 3 vs. Texas State (11/15/19)  
**Rebounds:** – 4 vs. Central Arkansas (11/5/19)  
**Assists:** – 5 vs. Central Arkansas (11/5/19)  
**Turnovers:** – 4 vs. Washington (11/8/19)  
**Blocks:** –  
**Steals:** – 2 vs. Central Arkansas (11/5/19); vs. Texas State (11/15/19)  
**Minutes Played:** – 35 vs. Washington (11/8/19)

### CAREER HIGHS

**Points:** – 31 at Kansas (3/9/19)  
**FG:** – 10 at Kansas (3/9/19); vs. Central Arkansas (11/5/19)  
**FGA:** – 21 at Kansas (3/9/19)  
**3FG:** – 8 vs. Central Arkansas (11/5/19)  
**3FGA:** – 12 vs. Central Arkansas (11/5/19)  
**FT:** – 8 at Kansas (3/9/19)  
**FTA:** – 10 at Kansas (3/9/19)  
**Rebounds:** – 6 at Iowa State (2/19/19); at Kansas (3/9/19)  
**Assists:** – 6 vs. New Orleans (12/29/18); at Texas (2/6/19)  
**Turnovers:** – 7 at Texas Tech (2/16/19)  
**Blocks:** – 1, three times  
**Steals:** – 3 vs. Texas Tech (1/19/19)  
**Minutes Played:** – 37 at Texas (2/6/19); at Texas Tech (2/16/19)

### MISCELLANEOUS

|                           | 19-20 | CAREER | BU RECORD |
|---------------------------|-------|--------|-----------|
| Double-Figure Points:     | 3     | 21     | 12-9      |
| 20+ Points:               | 1     | 3      | 2-1       |
| 30+ Points:               | 1     | 2      | 1-1       |
| 5+ Assists:               | 1     | 8      | 7-1       |
| Led team in Points:       | 3     | 9      | 5-4       |
| Led team in Rebounds:     | –     | –      | –         |
| Led team in Assists:      | 1     | 12     | 8-4       |
| Led team in Blocks:       | –     | 1      | 1-0       |
| Led team in Bench Points: | –     | 6      | 5-1       |

### BUTLER NOTEBOOK

- Consensus top-100 national recruit, ranked as high as No. 75 nationally in 2018 recruiting class
- Named 2019 All-Big 12 honorable mention and All-Freshman Team by league's coaches
- Played in all 37 games during BU career, including starts in last 23 games (started final 20 games of 2018-19 freshman year)
- Has led team in scoring in all 3 games this season after doing so in 6 of 34 games last year
- Leads Big 12 in scoring (21.0) and 3-pointers made (4.7/gm), ranks 2nd in 3FG% (.560), 4th in FG% (.583), 14th in minutes (31.0)
- Posted 30 points and 5 assists in season-opener vs. UCA (11/5/19), went 8-of-12 on 3FGs, t-6th most 3-pointers in program history
- Made at least one 3-pointer in 22 of last 23 games, 2+ 3FGs in 18 of 23 games, 3+ 3FGs in 12 of 23 games
- Scored in double-figures in 18 of 23 games since joining starting lineup after doing so in 3 of first 14 games
- Named Big 12 Newcomer of the Week (2/25/19) after wins at Iowa State and vs. WVU – averaged 14.5 ppg, 4.5 apg, 4.0 rpg
- Exploded for career-high 31 points (including 23 in 2nd half), 6 rebounds and 3 assists in 36 minutes at No. 13 Kansas (3/9/19)
- Posted 15 points (5 in OT) in win vs. Texas (2/27); hit team's last 2 regulation FGs, game-tying FG with 28 secs left to force OT
- Had 12 points, including 3-point play with 1:21 left to give BU 4-point lead, and team-high 4 assists in win vs. WVU (2/23/19)
- Led team with 17 points and 5 assists in win at No. 19 Iowa State (2/19) – hit 3-pointer to give BU 69-65 lead with 2 min. left
- Originally enrolled at Alabama in summer 2018, but transferred to Baylor in August and received immediate eligibility
- From same hometown as former Baylor stars Tweety Carter and Rico Gathers

### 2019-20 GAME-BY-GAME

| OPPONENT               | DATE  | GS | MIN | FG    | 3FG  | FT  | OR-DR-TR | PF | A | T | B | S | PTS |
|------------------------|-------|----|-----|-------|------|-----|----------|----|---|---|---|---|-----|
| Central Arkansas       | 11/5  | *  | 28  | 10-14 | 8-12 | 2-2 | 0-4-4    | 1  | 5 | 2 | 0 | 2 | 30  |
| vs. Washington         | 11/8  | *  | 35  | 6-9   | 4-6  | 2-2 | 0-3-3    | 2  | 4 | 4 | 0 | 0 | 18  |
| Texas State            | 11/15 | *  | 30  | 5-13  | 2-7  | 3-3 | 0-3-3    | 2  | 1 | 3 | 0 | 2 | 15  |
| vs. Ohio               | 11/21 |    |     |       |      |     |          |    |   |   |   |   |     |
| vs. TBD                | 11/22 |    |     |       |      |     |          |    |   |   |   |   |     |
| vs. TBD                | 11/24 |    |     |       |      |     |          |    |   |   |   |   |     |
| Maryland-Eastern Shore | 12/3  |    |     |       |      |     |          |    |   |   |   |   |     |
| Arizona                | 12/7  |    |     |       |      |     |          |    |   |   |   |   |     |
| Butler                 | 12/10 |    |     |       |      |     |          |    |   |   |   |   |     |
| vs. UT Martin          | 12/18 |    |     |       |      |     |          |    |   |   |   |   |     |
| Jackson State          | 12/30 |    |     |       |      |     |          |    |   |   |   |   |     |
| Texas                  | 1/4   |    |     |       |      |     |          |    |   |   |   |   |     |
| at Texas Tech          | 1/7   |    |     |       |      |     |          |    |   |   |   |   |     |
| at Kansas              | 1/11  |    |     |       |      |     |          |    |   |   |   |   |     |
| Iowa State             | 1/15  |    |     |       |      |     |          |    |   |   |   |   |     |
| at Oklahoma State      | 1/18  |    |     |       |      |     |          |    |   |   |   |   |     |
| Oklahoma               | 1/20  |    |     |       |      |     |          |    |   |   |   |   |     |
| at Florida             | 1/25  |    |     |       |      |     |          |    |   |   |   |   |     |
| at Iowa State          | 1/29  |    |     |       |      |     |          |    |   |   |   |   |     |
| TCU                    | 2/1   |    |     |       |      |     |          |    |   |   |   |   |     |
| at Kansas State        | 2/3   |    |     |       |      |     |          |    |   |   |   |   |     |
| Oklahoma State         | 2/8   |    |     |       |      |     |          |    |   |   |   |   |     |
| at Texas               | 2/10  |    |     |       |      |     |          |    |   |   |   |   |     |
| West Virginia          | 2/15  |    |     |       |      |     |          |    |   |   |   |   |     |
| at Oklahoma            | 2/18  |    |     |       |      |     |          |    |   |   |   |   |     |
| Kansas                 | 2/22  |    |     |       |      |     |          |    |   |   |   |   |     |
| Kansas State           | 2/25  |    |     |       |      |     |          |    |   |   |   |   |     |
| at TCU                 | 2/29  |    |     |       |      |     |          |    |   |   |   |   |     |
| Texas Tech             | 3/2   |    |     |       |      |     |          |    |   |   |   |   |     |
| at West Virginia       | 3/7   |    |     |       |      |     |          |    |   |   |   |   |     |

| BUTLER'S CAREER STATS |              |                  |                |             |               |             |              |             |                  |            |             |            |           |          |           |            |             |
|-----------------------|--------------|------------------|----------------|-------------|---------------|-------------|--------------|-------------|------------------|------------|-------------|------------|-----------|----------|-----------|------------|-------------|
| YEAR                  | GP-GS        | MIN-AVG          | FG-A           | PCT         | 3FG-A         | PCT         | FT-A         | PCT         | OFF-DEF-TOT      | AVG        | PF-D        | A          | TO        | B        | S         | TP         | AVG         |
| 2018-19 (FR.)         | 34-21        | 910-26.8         | 117-296        | .395        | 60-171        | .351        | 54-68        | .794        | 22-84-106        | 3.1        | 77-2        | 93         | 67        | 3        | 33        | 348        | 10.2        |
| 2019-20 (SO.)         | 3-3          | 93-31.0          | 21-36          | .583        | 14-25         | .560        | 7-7          | 1.000       | 0-10-10          | 3.3        | 5-0         | 10         | 9         | 0        | 4         | 63         | 21.0        |
| <b>CAREER</b>         | <b>37-24</b> | <b>1003-27.1</b> | <b>138-332</b> | <b>.416</b> | <b>74-196</b> | <b>.378</b> | <b>61-75</b> | <b>.813</b> | <b>22-94-116</b> | <b>3.1</b> | <b>82-2</b> | <b>103</b> | <b>76</b> | <b>3</b> | <b>37</b> | <b>411</b> | <b>11.1</b> |





## 25 — TRISTAN CLARK

F • 6-10 • 245 • JR. • 2L  
SAN ANTONIO, TEXAS (WAGNER HS)

### SEASON HIGHS

Points: — 7 vs. Washington (11/8/19)  
 FG: — 3 vs. Washington (11/8/19)  
 FGA: — 14 vs. Washington (11/8/19)  
 3FG: —  
 3FGA: — 1 vs. Central Arkansas (11/5/19)  
 FT: — 1 vs. Central Arkansas (11/5/19); vs. Washington (11/8/19)  
 FTA: — 2 vs. Central Arkansas (11/5/19); vs. Washington (11/8/19)  
 Rebounds: — 6 vs. Washington (11/8/19)  
 Assists: — 2 vs. Central Arkansas (11/5/19)  
 Turnovers: — 3 vs. Central Arkansas (11/5/19); vs. Washington (11/8/19)  
 Blocks: —  
 Steals: —  
 Minutes Played: — 29 vs. Washington (11/8/19)

### CAREER HIGHS

Points: — 27 vs. Ole Miss (11/23/18)  
 FG: — 11 vs. Ole Miss (11/23/18)  
 FGA: — 14 vs. Washington (11/8/19)  
 3FG: — 1, three times  
 3FGA: — 2 at Iowa State (1/13/18)  
 FT: — 7 vs. Prairie View A&M (11/12/18)  
 FTA: — 10 vs. SFA (12/18/18)  
 Rebounds: — 15 at Iowa State (1/13/18)  
 Assists: — 4, four times  
 Turnovers: — 4 vs. Oregon (12/21/18)  
 Blocks: — 6 vs. South Dakota (11/27/18)  
 Steals: — 3 vs. SFA (12/18/18)  
 Minutes Played: — 38 vs. Oregon (12/21/18)

### MISCELLANEOUS

|                         | 19-20 | CAREER | BU RECORD |
|-------------------------|-------|--------|-----------|
| Double-Figure Points:   | —     | 21     | 13-8      |
| Double-Figure Rebounds: | —     | 3      | 2-1       |
| Double-Doubles:         | —     | 3      | 2-1       |
| 20+ Points:             | —     | 2      | 0-2       |
| 2+ Blocks:              | —     | 20     | 13-7      |
| Led team in Points:     | —     | 6      | 1-5       |
| Led team in Rebounds:   | —     | 11     | 5-6       |
| Led team in Blocks:     | —     | 19     | 10-9      |
| Led team in Assists:    | —     | 5      | 3-2       |

### CLARK NOTEBOOK

- Strong, skilled junior forward; consensus four-star recruit out of San Antonio's Wagner High School
- Missed final 20 games last season after suffering left-knee injury on Jan. 8 — had successful surgery on Jan. 31
- Played first game in 301 days in 2019-20 season-opener vs. Central Arkansas (11/5), started and played 16 minutes
- Sat out vs. Texas State (11/15) after having minor, non-operative knee procedure; expected to return vs. Ohio
- Led nation with .737 field goal percentage last season until he fell from qualification on Jan. 26 (min. 75% games played)
- Scored in double-figures in 11 of 14 games last season after doing so in 10 of 33 games as freshman
- Started first 14 games last season and recorded multiple blocks in 11 of 14 games, including 3 games with 5+ blocks
- Earned first Big 12 Player of the Week honor after 17 points (8-of-9 FGs), 12 rebounds and 5 blocks vs. New Orleans (12/29/18)
- Shot perfect 9-of-9 from field for 24 points in career-high 37 minutes vs. SFA (12/18/18)
- Scored career-high 27 points on 11-of-13 shooting in career-high 35 minutes vs. Ole Miss (11/23/18)
- Current .637 career FG% (181-of-284) is 2nd-best in program history (Josh Lomers .6627)
- Led team with .608 field goal percentage in 2017-18, 2nd-best by a freshman in program history (Quincy Acy .655)

### 2019-20 GAME-BY-GAME

| OPPONENT               | DATE  | GS | MIN | FG   | 3FG | FT  | OR-DR-TR | PF | A | T | B | S | PTS |
|------------------------|-------|----|-----|------|-----|-----|----------|----|---|---|---|---|-----|
| Central Arkansas       | 11/5  | *  | 16  | 1-3  | 0-1 | 1-2 | 1-3-4    | 4  | 2 | 3 | 0 | 0 | 3   |
| vs. Washington         | 11/8  | *  | 29  | 3-14 | 0-0 | 1-2 | 1-5-6    | 3  | 1 | 3 | 0 | 0 | 7   |
| Texas State            | 11/15 |    |     | DNP  |     |     |          |    |   |   |   |   |     |
| vs. Ohio               | 11/21 |    |     |      |     |     |          |    |   |   |   |   |     |
| vs. TBD                | 11/22 |    |     |      |     |     |          |    |   |   |   |   |     |
| vs. TBD                | 11/24 |    |     |      |     |     |          |    |   |   |   |   |     |
| Maryland-Eastern Shore | 12/3  |    |     |      |     |     |          |    |   |   |   |   |     |
| Arizona                | 12/7  |    |     |      |     |     |          |    |   |   |   |   |     |
| Butler                 | 12/10 |    |     |      |     |     |          |    |   |   |   |   |     |
| vs. UT Martin          | 12/18 |    |     |      |     |     |          |    |   |   |   |   |     |
| Jackson State          | 12/30 |    |     |      |     |     |          |    |   |   |   |   |     |
| Texas                  | 1/4   |    |     |      |     |     |          |    |   |   |   |   |     |
| at Texas Tech          | 1/7   |    |     |      |     |     |          |    |   |   |   |   |     |
| at Kansas              | 1/11  |    |     |      |     |     |          |    |   |   |   |   |     |
| Iowa State             | 1/15  |    |     |      |     |     |          |    |   |   |   |   |     |
| at Oklahoma State      | 1/18  |    |     |      |     |     |          |    |   |   |   |   |     |
| Oklahoma               | 1/20  |    |     |      |     |     |          |    |   |   |   |   |     |
| at Florida             | 1/25  |    |     |      |     |     |          |    |   |   |   |   |     |
| at Iowa State          | 1/29  |    |     |      |     |     |          |    |   |   |   |   |     |
| TCU                    | 2/1   |    |     |      |     |     |          |    |   |   |   |   |     |
| at Kansas State        | 2/3   |    |     |      |     |     |          |    |   |   |   |   |     |
| Oklahoma State         | 2/8   |    |     |      |     |     |          |    |   |   |   |   |     |
| at Texas               | 2/10  |    |     |      |     |     |          |    |   |   |   |   |     |
| West Virginia          | 2/15  |    |     |      |     |     |          |    |   |   |   |   |     |
| at Oklahoma            | 2/18  |    |     |      |     |     |          |    |   |   |   |   |     |
| Kansas                 | 2/22  |    |     |      |     |     |          |    |   |   |   |   |     |
| Kansas State           | 2/25  |    |     |      |     |     |          |    |   |   |   |   |     |
| at TCU                 | 2/29  |    |     |      |     |     |          |    |   |   |   |   |     |
| Texas Tech             | 3/2   |    |     |      |     |     |          |    |   |   |   |   |     |
| at West Virginia       | 3/7   |    |     |      |     |     |          |    |   |   |   |   |     |

### CLARK'S CAREER STATS

| YEAR          | GP-GS        | MIN-AVG          | FG-A           | PCT         | 3FG-A       | PCT         | FT-A          | PCT         | OFF-DEF-TOT       | AVG        | PF-D         | A         | TO        | B         | S         | TP         | AVG        |
|---------------|--------------|------------------|----------------|-------------|-------------|-------------|---------------|-------------|-------------------|------------|--------------|-----------|-----------|-----------|-----------|------------|------------|
| 2017-18 (FR.) | 33-30        | 657-19.9         | 93-153         | .608        | 2-7         | .286        | 36-55         | .655        | 47-101-148        | 4.5        | 80-3         | 25        | 38        | 29        | 18        | 224        | 6.8        |
| 2018-19 (SO.) | 14-14        | 417-29.8         | 84-114         | .737        | 1-4         | .250        | 36-54         | .667        | 31-57-88          | 6.3        | 41-2         | 23        | 23        | 34        | 15        | 205        | 14.6       |
| 2019-20 (JR.) | 2-2          | 45-22.5          | 4-17           | .235        | 0-1         | .000        | 2-4           | .500        | 2-8-10            | 5.0        | 7-0          | 3         | 6         | 0         | 0         | 10         | 5.0        |
| <b>CAREER</b> | <b>49-46</b> | <b>1119-22.8</b> | <b>181-284</b> | <b>.637</b> | <b>3-12</b> | <b>.250</b> | <b>74-113</b> | <b>.655</b> | <b>80-166-246</b> | <b>5.0</b> | <b>128-5</b> | <b>51</b> | <b>67</b> | <b>63</b> | <b>33</b> | <b>439</b> | <b>9.0</b> |



### 33 — FREDDIE GILLESPIE

F • 6-9 • 245 • RSR. • 1L  
ST. PAUL, MINN. (CARLETON)

#### SEASON HIGHS

Points: — 14 vs. Central Arkansas (11/5/19)  
 FG: — 6 vs. Central Arkansas (11/5/19)  
 FGA: — 11 vs. Washington (11/8/19)  
 3FG: —  
 3FGA: —  
 FT: — 3 vs. Washington (11/8/19)  
 FTA: — 4 vs. Texas State (11/15/19)  
 Rebounds: — 11 vs. Texas State (11/15/19)  
 Assists: — 2 vs. Central Arkansas (11/5/19)  
 Turnovers: — 1 vs. Washington (11/8/19)  
 Blocks: — 3 vs. Washington (11/8/19)  
 Steals: — 4 vs. Washington (11/8/19); vs. Texas State (11/15/19)  
 Minutes Played: — 30 vs. Texas State (11/15/19)

#### CAREER HIGHS

Points: — 14, three times  
 FG: — 7 at Iowa State (2/19/19)  
 FGA: — 11 vs. Washington (11/8/19)  
 3FG: —  
 3FGA: —  
 FT: — 4 at Oklahoma State (1/14/19); vs. Texas Tech (1/19/19)  
 FTA: — 6 vs. Oklahoma State (3/6/19)  
 Rebounds: — 11 vs. Texas (2/27/19); vs. Texas State (11/15/19)  
 Assists: — 2 vs. Kansas State (2/9/19); vs. Central Arkansas (11/5/19)  
 Turnovers: — 3 vs. Kansas (1/12/19); vs. Kansas State (2/9/19)  
 Blocks: — 4 vs. Texas (2/27/19)  
 Steals: — 4 vs. Washington (11/8/19); vs. Texas State (11/15/19)  
 Minutes Played: — 36 vs. Texas (2/27/19)

#### MISCELLANEOUS

|                           | 19-20 | CAREER | BU RECORD |
|---------------------------|-------|--------|-----------|
| Double-Figure Points:     | 3     | 7      | 4-3       |
| Double-Figure Rebounds:   | 2     | 4      | 3-1       |
| Double-Doubles:           | 2     | 3      | 2-1       |
| 2+ Blocks:                | 2     | 11     | 8-3       |
| Led team in Points:       | —     | —      | —         |
| Led team in Rebounds:     | 2     | 8      | 5-3       |
| Led team in Blocks:       | 3     | 12     | 8-4       |
| Led team in Assists:      | —     | —      | —         |
| Led team in Bench Points: | —     | 6      | 4-2       |

#### GILLESPIE NOTEBOOK

- Former walk-on forward, sat out 2017-18 after transferring from Division III Carleton College in Northfield, Minn.
- Went from playing 16 total minutes in first year at D3 Carleton to starting 8 Big 12 games as junior at Baylor last season
- Scored in double-figures in all 3 games this season after doing so in 4 games last year
- Posted double-doubles and 4 steals in each of last two games (11p/10r/4s vs. Washington; 11p/11r/4s vs. Texas State)
- Tied career-high with 14 points, added 7 rebounds in 26 minutes of season-opener vs. Central Arkansas (11/5/19)
- Started 11 of team's last 14 games since 2/9/19; joined rotation after Tristan Clark's injury in Jan. 2019 (8 healthy DNPs prior)
- Recorded 3rd BU double-double (7th of career) with 11 points, 11 rebounds, 4 steals and 2 blocks vs. Texas State (11/15/19)
- Posted 2nd double-double at Baylor (6th of career) with 11 points, 10 rebounds, 4 steals and 3 blocks vs. Washington (11/8/19)
- Had 1st BU double-double with 14 points (7-8 FGs) and 10 rebounds, 2 blocks in win at No. 19 Iowa State (2/19/19)
- Had crucial offensive rebound and putback to extend Baylor lead to 57-53 with 35 seconds left in win vs. Oklahoma (2/11/19)
- Awarded scholarship prior to 2018-19 season
- Played only 16 minutes during 2015-16 freshman season at Carleton, totaling 4 points, 7 rebounds and 2 blocks
- Developed into 2nd-team All-MIAC and All-MIAC Defensive Team selection as sophomore in 2016-17
- First played organized basketball in eighth grade and missed parts of three high school seasons with injuries
- AP distinction scholar and summa cum laude graduate at East Ridge High School in Woodbury, Minn.

#### 2019-20 GAME-BY-GAME

| OPPONENT               | DATE  | GS | MIN | FG   | 3FG | FT  | OR-DR-TR | PF | A | T | B | S | PTS |
|------------------------|-------|----|-----|------|-----|-----|----------|----|---|---|---|---|-----|
| Central Arkansas       | 11/5  | *  | 26  | 6-7  | 0-0 | 2-2 | 4-3-7    | 1  | 2 | 0 | 1 | 0 | 14  |
| vs. Washington         | 11/8  | *  | 28  | 4-11 | 0-0 | 3-3 | 5-5-10   | 4  | 1 | 1 | 3 | 4 | 11  |
| Texas State            | 11/15 | *  | 30  | 5-10 | 0-0 | 1-4 | 6-5-11   | 0  | 1 | 0 | 2 | 4 | 11  |
| vs. Ohio               | 11/21 |    |     |      |     |     |          |    |   |   |   |   |     |
| vs. TBD                | 11/22 |    |     |      |     |     |          |    |   |   |   |   |     |
| vs. TBD                | 11/24 |    |     |      |     |     |          |    |   |   |   |   |     |
| Maryland-Eastern Shore | 12/3  |    |     |      |     |     |          |    |   |   |   |   |     |
| Arizona                | 12/7  |    |     |      |     |     |          |    |   |   |   |   |     |
| Butler                 | 12/10 |    |     |      |     |     |          |    |   |   |   |   |     |
| vs. UT Martin          | 12/18 |    |     |      |     |     |          |    |   |   |   |   |     |
| Jackson State          | 12/30 |    |     |      |     |     |          |    |   |   |   |   |     |
| Texas                  | 1/4   |    |     |      |     |     |          |    |   |   |   |   |     |
| at Texas Tech          | 1/7   |    |     |      |     |     |          |    |   |   |   |   |     |
| at Kansas              | 1/11  |    |     |      |     |     |          |    |   |   |   |   |     |
| Iowa State             | 1/15  |    |     |      |     |     |          |    |   |   |   |   |     |
| at Oklahoma State      | 1/18  |    |     |      |     |     |          |    |   |   |   |   |     |
| Oklahoma               | 1/20  |    |     |      |     |     |          |    |   |   |   |   |     |
| at Florida             | 1/25  |    |     |      |     |     |          |    |   |   |   |   |     |
| at Iowa State          | 1/29  |    |     |      |     |     |          |    |   |   |   |   |     |
| TCU                    | 2/1   |    |     |      |     |     |          |    |   |   |   |   |     |
| at Kansas State        | 2/3   |    |     |      |     |     |          |    |   |   |   |   |     |
| Oklahoma State         | 2/8   |    |     |      |     |     |          |    |   |   |   |   |     |
| at Texas               | 2/10  |    |     |      |     |     |          |    |   |   |   |   |     |
| West Virginia          | 2/15  |    |     |      |     |     |          |    |   |   |   |   |     |
| at Oklahoma            | 2/18  |    |     |      |     |     |          |    |   |   |   |   |     |
| Kansas                 | 2/22  |    |     |      |     |     |          |    |   |   |   |   |     |
| Kansas State           | 2/25  |    |     |      |     |     |          |    |   |   |   |   |     |
| at TCU                 | 2/29  |    |     |      |     |     |          |    |   |   |   |   |     |
| Texas Tech             | 3/2   |    |     |      |     |     |          |    |   |   |   |   |     |
| at West Virginia       | 3/7   |    |     |      |     |     |          |    |   |   |   |   |     |

#### GILLESPIE'S CARLETON STATS

| YEAR          | GP-GS | MIN-AVG  | FG-A    | PCT  | 3FG-A | PCT  | FT-A  | PCT  | OFF-DEF-TOT | AVG | PF-D | A  | TO | B  | S  | TP  | AVG  |
|---------------|-------|----------|---------|------|-------|------|-------|------|-------------|-----|------|----|----|----|----|-----|------|
| 2015-16 (FR.) | 4-0   | 16-4.0   | 1-2     | .500 | 0-0   | .000 | 2-8   | .250 | 0-7-7       | 1.8 | 2-0  | 1  | 0  | 2  | 1  | 4   | 1.0  |
| 2016-17 (SO.) | 27-23 | 616-22.8 | 117-220 | .532 | 0-0   | .000 | 35-60 | .583 | 72-152-224  | 8.3 | 75-3 | 22 | 37 | 69 | 15 | 269 | 10.0 |
| CAREER        | 31-23 | 632-20.4 | 118-222 | .532 | 0-0   | .000 | 37-68 | .544 | 72-159-231  | 7.5 | 77-3 | 23 | 37 | 71 | 16 | 273 | 8.8  |

#### GILLESPIE'S BAYLOR STATS

| YEAR           | GP-GS | MIN-AVG   | FG-A    | PCT  | 3FG-A | PCT  | FT-A   | PCT  | OFF-DEF-TOT | AVG | PF-D  | A  | TO | B   | S  | TP  | AVG  |
|----------------|-------|-----------|---------|------|-------|------|--------|------|-------------|-----|-------|----|----|-----|----|-----|------|
| 2018-19 (RJR.) | 26-11 | 476-18.3  | 60-92   | .652 | 0-0   | .000 | 17-32  | .531 | 55-59-114   | 4.4 | 71-2  | 9  | 26 | 28  | 17 | 137 | 5.3  |
| 2019-20 (RSR.) | 3-3   | 84-28.0   | 15-28   | .536 | 0-0   | .000 | 6-9    | .667 | 15-13-28    | 9.3 | 5-0   | 4  | 1  | 6   | 8  | 36  | 12.0 |
| BU CAREER      | 29-14 | 560-19.3  | 75-120  | .625 | 0-0   | .000 | 23-41  | .561 | 70-72-142   | 4.9 | 76-2  | 13 | 27 | 34  | 25 | 173 | 6.0  |
| NCAA CAREER    | 60-37 | 1192-19.9 | 193-342 | .564 | 0-0   | .000 | 60-109 | .550 | 142-231-373 | 6.2 | 153-5 | 36 | 64 | 105 | 41 | 446 | 7.4  |



**24 – MATTHEW MAYER**

G/F • 6-9 • 210 • SO. • 1L

AUSTIN, TEXAS (WESTLAKE HS)

**SEASON HIGHS**

**Points:** – 8 vs. Central Arkansas (11/5/19)  
**FG:** – 3 vs. Central Arkansas (11/5/19)  
**FGA:** – 7 vs. Central Arkansas (11/5/19)  
**3FG:** – 2 vs. Central Arkansas (11/5/19)  
**3FGA:** – 2 vs. Central Arkansas (11/5/19)  
**FT:** –  
**FTA:** –  
**Rebounds:** – 2 vs. UCA (11/5/19); vs. Texas State (11/15/19)  
**Assists:** – 4 vs. Texas State (11/15/19)  
**Turnovers:** – 3 vs. Texas State (11/15/19)  
**Blocks:** – 1 vs. Texas State (11/15/19)  
**Steals:** – 3 vs. Texas State (11/15/19)  
**Minutes Played:** – 14 vs. UCA (11/5/19); vs. Texas State (11/15/19)

**CAREER HIGHS**

**Points:** – 18 vs. Nicholls (11/16/18)  
**FG:** – 7 vs. Nicholls (11/16/18)  
**FGA:** – 12 vs. Nicholls (11/16/18)  
**3FG:** – 3 vs. Nicholls (11/16/18)  
**3FGA:** – 6 vs. Nicholls (11/16/18)  
**FT:** – 5, three times  
**FTA:** – 8 at Texas Tech (2/16/19)  
**Rebounds:** – 7 vs. Ole Miss (11/23/18)  
**Assists:** – 4 vs. Texas State (11/15/19)  
**Turnovers:** – 5 vs. Ole Miss (11/23/18)  
**Blocks:** – 2 vs. Alabama (1/26/19)  
**Steals:** – 4 at Oklahoma (1/28/19)  
**Minutes Played:** – 30 vs. Ole Miss (11/23/18)

**MISCELLANEOUS**

|                           | 19-20 | CAREER | BU RECORD |
|---------------------------|-------|--------|-----------|
| Double-Figure Points:     | –     | 5      | 2-3       |
| Double-Figure Rebounds:   | –     | –      | –         |
| Double-Doubles:           | –     | –      | –         |
| 5+ Assists:               | –     | –      | –         |
| Led team in Points:       | –     | 1      | 1-0       |
| Led team in Rebounds:     | –     | 1      | 0-1       |
| Led team in Blocks:       | –     | 2      | 1-1       |
| Led team in Assists:      | –     | –      | –         |
| Led team in Bench Points: | –     | 10     | 4-6       |

**MAYER NOTEBOOK**


- Sophomore wing with length, range and quick release, provides instant offense off bench
- Played off bench in 36 of 37 games during BU career, including 23 games with double-digit minutes played
- Had strong floor game with career-high 4 assists and 3 steals in 14 minutes off bench vs. Texas State (11/15/19)
- Made both 3-point attempts and had 8 points in 14 minutes off bench in season opener vs. UCA (11/5/19)
- Scored in double-figures off bench in 5 games last season, including 18 vs. Nicholls State, 17 at TCU and 10 at Texas
- Scored 17 points on just 5-of-9 shooting in 14 minutes off bench at TCU (1/5/19)
- Posted game-high 18 points in just 18 minutes off bench vs. Nicholls State (11/16/18)
- Four-star recruit from Austin's Westlake High School, ranked among top-100 recruits nationally in 2018 class
- Helped Westlake to 36-4 record as senior in 2017-18, playing alongside Xavier's Keonte Kennedy and Texas' Brock Cunningham
- Committed to Baylor in June 2017, more than a year prior to enrolling at BU

**2019-20 GAME-BY-GAME**

| OPPONENT               | DATE  | GS | MIN | FG  | 3FG | FT  | OR-DR-TR | PF | A | T | B | S | PTS |
|------------------------|-------|----|-----|-----|-----|-----|----------|----|---|---|---|---|-----|
| Central Arkansas       | 11/5  |    | 14  | 3-7 | 2-2 | 0-0 | 0-2-2    | 1  | 0 | 0 | 0 | 0 | 8   |
| vs. Washington         | 11/8  |    | 2   | 0-1 | 0-1 | 0-0 | 0-0-0    | 2  | 0 | 0 | 0 | 0 | 0   |
| Texas State            | 11/15 |    | 14  | 0-2 | 0-0 | 0-0 | 1-1-2    | 1  | 4 | 3 | 1 | 3 | 0   |
| vs. Ohio               | 11/21 |    |     |     |     |     |          |    |   |   |   |   |     |
| vs. TBD                | 11/22 |    |     |     |     |     |          |    |   |   |   |   |     |
| vs. TBD                | 11/24 |    |     |     |     |     |          |    |   |   |   |   |     |
| Maryland-Eastern Shore | 12/3  |    |     |     |     |     |          |    |   |   |   |   |     |
| Arizona                | 12/7  |    |     |     |     |     |          |    |   |   |   |   |     |
| Butler                 | 12/10 |    |     |     |     |     |          |    |   |   |   |   |     |
| vs. UT Martin          | 12/18 |    |     |     |     |     |          |    |   |   |   |   |     |
| Jackson State          | 12/30 |    |     |     |     |     |          |    |   |   |   |   |     |
| Texas                  | 1/4   |    |     |     |     |     |          |    |   |   |   |   |     |
| at Texas Tech          | 1/7   |    |     |     |     |     |          |    |   |   |   |   |     |
| at Kansas              | 1/11  |    |     |     |     |     |          |    |   |   |   |   |     |
| Iowa State             | 1/15  |    |     |     |     |     |          |    |   |   |   |   |     |
| at Oklahoma State      | 1/18  |    |     |     |     |     |          |    |   |   |   |   |     |
| Oklahoma               | 1/20  |    |     |     |     |     |          |    |   |   |   |   |     |
| at Florida             | 1/25  |    |     |     |     |     |          |    |   |   |   |   |     |
| at Iowa State          | 1/29  |    |     |     |     |     |          |    |   |   |   |   |     |
| TCU                    | 2/1   |    |     |     |     |     |          |    |   |   |   |   |     |
| at Kansas State        | 2/3   |    |     |     |     |     |          |    |   |   |   |   |     |
| Oklahoma State         | 2/8   |    |     |     |     |     |          |    |   |   |   |   |     |
| at Texas               | 2/10  |    |     |     |     |     |          |    |   |   |   |   |     |
| West Virginia          | 2/15  |    |     |     |     |     |          |    |   |   |   |   |     |
| at Oklahoma            | 2/18  |    |     |     |     |     |          |    |   |   |   |   |     |
| Kansas                 | 2/22  |    |     |     |     |     |          |    |   |   |   |   |     |
| Kansas State           | 2/25  |    |     |     |     |     |          |    |   |   |   |   |     |
| at TCU                 | 2/29  |    |     |     |     |     |          |    |   |   |   |   |     |
| Texas Tech             | 3/2   |    |     |     |     |     |          |    |   |   |   |   |     |
| at West Virginia       | 3/7   |    |     |     |     |     |          |    |   |   |   |   |     |

**MAYER'S CAREER STATS**

| YEAR          | GP-GS       | MIN-AVG         | FG-A          | PCT         | 3FG-A        | PCT         | FT-A         | PCT         | OFF-DEF-TOT     | AVG        | PF-D        | A         | TO        | B        | S         | TP         | AVG        |
|---------------|-------------|-----------------|---------------|-------------|--------------|-------------|--------------|-------------|-----------------|------------|-------------|-----------|-----------|----------|-----------|------------|------------|
| 2018-19 (FR.) | 33-0        | 388-11.8        | 51-154        | .331        | 20-65        | .308        | 31-47        | .660        | 24-42-66        | 2.0        | 34-0        | 26        | 25        | 8        | 17        | 153        | 4.6        |
| 2019-20 (SO.) | 3-0         | 30-10.0         | 3-10          | .300        | 2-3          | .667        | 0-0          | .000        | 1-3-4           | 1.3        | 4-0         | 4         | 3         | 1        | 3         | 8          | 2.7        |
| <b>CAREER</b> | <b>36-0</b> | <b>418-11.6</b> | <b>54-164</b> | <b>.329</b> | <b>22-68</b> | <b>.324</b> | <b>31-47</b> | <b>.660</b> | <b>25-45-70</b> | <b>1.9</b> | <b>38-0</b> | <b>30</b> | <b>28</b> | <b>9</b> | <b>20</b> | <b>161</b> | <b>4.5</b> |



## 45 — DAVION MITCHELL

G • 6-2 • 195 • RSO. • SO  
HINESVILLE, GA. (AUBURN)

### SEASON HIGHS

Points: — 8 vs. Texas State (11/15/19)  
 FG: — 3 vs. Central Arkansas (11/5/19)  
 FGA: — 6 vs. Central Arkansas (11/5/19)  
 3FG: — 1 vs. Central Arkansas (11/5/19); vs. Washington (11/8/19)  
 3FGA: — 4 vs. Central Arkansas (11/5/19)  
 FT: — 4 vs. Texas State (11/15/19)  
 FTA: — 7 vs. Texas State (11/15/19)  
 Rebounds: — 3 vs. Texas State (11/15/19)  
 Assists: — 5 vs. Central Arkansas (11/5/19)  
 Turnovers: — 3 vs. Washington (11/8/19)  
 Blocks: — 1 vs. Texas State (11/15/19)  
 Steals: — 1, three times  
 Minutes Played: — 30 vs. Washington (11/8/19)

### CAREER HIGHS

Points: — 10 vs. George Mason (12/3/17); vs. UConn (12/23/17)\*  
 FG: — 4, three times\*  
 FGA: — 7 vs. George Mason (12/3/17)\*  
 3FG: — 2, three times\*  
 3FGA: — 4, six times  
 FT: — 4, three times  
 FTA: — 7 vs. Texas State (11/15/19)  
 Rebounds: — 4 vs. Norfolk State (11/10/17)\*  
 Assists: — 5, three times  
 Turnovers: — 4 vs. Texas A&M (2/7/18)\*  
 Blocks: — 1 vs. Missouri (1/24/18)\*; vs. Texas State (11/15/19)  
 Steals: — 3 vs. Alabama (3/9/18)\*  
 Minutes Played: — 30 vs. Washington (11/8/19)

\* - while at Auburn

### MISCELLANEOUS

|                         | 19-20 | BU RECORD |
|-------------------------|-------|-----------|
| Double-Figure Points:   | —     | —         |
| Double-Figure Rebounds: | —     | —         |
| Double-Doubles:         | —     | —         |
| 5+ Assists:             | 1     | 1-0       |
| 2+ Blocks:              | —     | —         |
| Led team in Points:     | —     | —         |
| Led team in Rebounds:   | —     | —         |
| Led team in Blocks:     | —     | —         |
| Led team in Assists:    | 1     | 1-0       |

### MITCHELL NOTEBOOK

- Lightning quick redshirt sophomore point guard, sat out last season after transferring to Baylor from Auburn
- Has started all 3 games at Baylor after coming off bench in all 34 games as freshman at Auburn in 2017-18
- Made first collegiate start and posted 7 points and career-high 5 assists in Baylor debut vs. Central Arkansas (11/5/19)
- Teams are 14-1 in games in which he's played 20+ minutes (12-0 at Auburn, 2-1 at Baylor)
- Came off bench in all 34 games as freshman at Auburn in 2017-18, helping Tigers to 26-8 record and SEC title
- Consensus 4-star recruit, ranked as high as No. 33 nationally in 2017 class by 247Sports
- Ranked 2nd on Auburn team with .566 2-point FG percentage and 18.4 assist rate in 2017-18
- Has team-high 41-inch max vertical, 33.5-inch no-step vertical

### 2019-20 GAME-BY-GAME

| OPPONENT               | DATE  | GS | MIN | FG  | 3FG | FT  | OR-DR-TR | PF | A | T | B | S | PTS |
|------------------------|-------|----|-----|-----|-----|-----|----------|----|---|---|---|---|-----|
| Central Arkansas       | 11/5  | *  | 24  | 3-6 | 1-4 | 0-3 | 0-1-1    | 3  | 5 | 1 | 0 | 1 | 7   |
| vs. Washington         | 11/8  | *  | 30  | 1-5 | 1-3 | 0-0 | 0-1-1    | 1  | 4 | 3 | 0 | 1 | 3   |
| Texas State            | 11/15 | *  | 28  | 2-5 | 0-3 | 4-7 | 1-2-3    | 2  | 0 | 1 | 1 | 1 | 8   |
| vs. Ohio               | 11/21 |    |     |     |     |     |          |    |   |   |   |   |     |
| vs. TBD                | 11/22 |    |     |     |     |     |          |    |   |   |   |   |     |
| vs. TBD                | 11/24 |    |     |     |     |     |          |    |   |   |   |   |     |
| Maryland-Eastern Shore | 12/3  |    |     |     |     |     |          |    |   |   |   |   |     |
| Arizona                | 12/7  |    |     |     |     |     |          |    |   |   |   |   |     |
| Butler                 | 12/10 |    |     |     |     |     |          |    |   |   |   |   |     |
| vs. UT Martin          | 12/18 |    |     |     |     |     |          |    |   |   |   |   |     |
| Jackson State          | 12/30 |    |     |     |     |     |          |    |   |   |   |   |     |
| Texas                  | 1/4   |    |     |     |     |     |          |    |   |   |   |   |     |
| at Texas Tech          | 1/7   |    |     |     |     |     |          |    |   |   |   |   |     |
| at Kansas              | 1/11  |    |     |     |     |     |          |    |   |   |   |   |     |
| Iowa State             | 1/15  |    |     |     |     |     |          |    |   |   |   |   |     |
| at Oklahoma State      | 1/18  |    |     |     |     |     |          |    |   |   |   |   |     |
| Oklahoma               | 1/20  |    |     |     |     |     |          |    |   |   |   |   |     |
| at Florida             | 1/25  |    |     |     |     |     |          |    |   |   |   |   |     |
| at Iowa State          | 1/29  |    |     |     |     |     |          |    |   |   |   |   |     |
| TCU                    | 2/1   |    |     |     |     |     |          |    |   |   |   |   |     |
| at Kansas State        | 2/3   |    |     |     |     |     |          |    |   |   |   |   |     |
| Oklahoma State         | 2/8   |    |     |     |     |     |          |    |   |   |   |   |     |
| at Texas               | 2/10  |    |     |     |     |     |          |    |   |   |   |   |     |
| West Virginia          | 2/15  |    |     |     |     |     |          |    |   |   |   |   |     |
| at Oklahoma            | 2/18  |    |     |     |     |     |          |    |   |   |   |   |     |
| Kansas                 | 2/22  |    |     |     |     |     |          |    |   |   |   |   |     |
| Kansas State           | 2/25  |    |     |     |     |     |          |    |   |   |   |   |     |
| at TCU                 | 2/29  |    |     |     |     |     |          |    |   |   |   |   |     |
| Texas Tech             | 3/2   |    |     |     |     |     |          |    |   |   |   |   |     |
| at West Virginia       | 3/7   |    |     |     |     |     |          |    |   |   |   |   |     |

### MITCHELL'S AUBURN STATS

| YEAR          | GP-GS | MIN-AVG  | FG-A   | PCT  | 3FG-A | PCT  | FT-A  | PCT  | OFF-DEF-TOT | AVG | PF-D | A  | TO | B | S  | TP  | AVG |
|---------------|-------|----------|--------|------|-------|------|-------|------|-------------|-----|------|----|----|---|----|-----|-----|
| 2017-18 (FR.) | 34-0  | 582-17.1 | 45-105 | .429 | 15-52 | .288 | 21-31 | .677 | 9-30-39     | 1.1 | 73-1 | 63 | 38 | 1 | 18 | 126 | 3.7 |

### MITCHELL'S BAYLOR STATS

| YEAR           | GP-GS | MIN-AVG  | FG-A   | PCT  | 3FG-A | PCT  | FT-A  | PCT  | OFF-DEF-TOT | AVG | PF-D | A  | TO | B | S  | TP  | AVG |
|----------------|-------|----------|--------|------|-------|------|-------|------|-------------|-----|------|----|----|---|----|-----|-----|
| 2019-20 (RSO.) | 3-3   | 82-27.3  | 6-16   | .375 | 2-10  | .200 | 4-10  | .400 | 1-4-5       | 1.7 | 6-0  | 9  | 5  | 1 | 3  | 18  | 6.0 |
| NCAA CAREER    | 37-3  | 664-17.9 | 51-121 | .421 | 17-62 | .274 | 25-41 | .610 | 10-34-44    | 1.2 | 79-1 | 72 | 43 | 2 | 21 | 144 | 3.9 |



### 13 – JACKSON MOFFATT

G/F • 6-6 • 210 • RFR. • SQ  
MAGNOLIA, TEXAS (MAGNOLIA HS)

#### SEASON/CAREER HIGHS

- Points: –
- FG: –
- FGA: – 2 vs. Central Arkansas (11/5/19)
- 3FG: –
- 3FGA: – 2 vs. Central Arkansas (11/5/19)
- FT: –
- FTA: –
- Rebounds: – 1 vs. Central Arkansas (11/5/19)
- Assists: –
- Turnovers: –
- Blocks: –
- Steals: –
- Minutes Played: –

#### MISCELLANEOUS

|                         | 19-20 | BU RECORD |
|-------------------------|-------|-----------|
| Double-Figure Points:   | –     | –         |
| Double-Figure Rebounds: | –     | –         |
| Double-Doubles:         | –     | –         |
| 5+ Assists:             | –     | –         |
| Led team in Points:     | –     | –         |
| Led team in Rebounds:   | –     | –         |
| Led team in Blocks:     | –     | –         |
| Led team in Assists:    | –     | –         |


#### MOFFATT NOTEBOOK

- Redshirt freshman walk-on wing from Magnolia High School, played on practice squad last season
- Made collegiate debut with 3 minutes off bench in season opener vs. Central Arkansas (11/5)
- Scored 2,066 points during prep career, becoming Magnolia’s all-time leading scorer
- Named 2018 District 20-5A Offensive MVP after averaging 25.5 points and 8.0 rebounds
- 3-time first-team All-District 20-5A honoree and 2-time TABC All-Region selection
- Holds MHS record for single-game scoring with 45-point game

#### 2019-20 GAME-BY-GAME

| OPPONENT               | DATE  | GS | MIN | FG  | 3FG | FT  | OR-DR-TR | PF | A | T | B | S | PTS |
|------------------------|-------|----|-----|-----|-----|-----|----------|----|---|---|---|---|-----|
| Central Arkansas       | 11/5  |    | 3   | 0-2 | 0-2 | 0-0 | 0-1-1    | 0  | 0 | 0 | 0 | 0 | 0   |
| vs. Washington         | 11/8  |    |     | DNP |     |     |          |    |   |   |   |   |     |
| Texas State            | 11/15 |    |     | DNP |     |     |          |    |   |   |   |   |     |
| vs. Ohio               | 11/21 |    |     |     |     |     |          |    |   |   |   |   |     |
| vs. TBD                | 11/22 |    |     |     |     |     |          |    |   |   |   |   |     |
| vs. TBD                | 11/24 |    |     |     |     |     |          |    |   |   |   |   |     |
| Maryland-Eastern Shore | 12/3  |    |     |     |     |     |          |    |   |   |   |   |     |
| Arizona                | 12/7  |    |     |     |     |     |          |    |   |   |   |   |     |
| Butler                 | 12/10 |    |     |     |     |     |          |    |   |   |   |   |     |
| vs. UT Martin          | 12/18 |    |     |     |     |     |          |    |   |   |   |   |     |
| Jackson State          | 12/30 |    |     |     |     |     |          |    |   |   |   |   |     |
| Texas                  | 1/4   |    |     |     |     |     |          |    |   |   |   |   |     |
| at Texas Tech          | 1/7   |    |     |     |     |     |          |    |   |   |   |   |     |
| at Kansas              | 1/11  |    |     |     |     |     |          |    |   |   |   |   |     |
| Iowa State             | 1/15  |    |     |     |     |     |          |    |   |   |   |   |     |
| at Oklahoma State      | 1/18  |    |     |     |     |     |          |    |   |   |   |   |     |
| Oklahoma               | 1/20  |    |     |     |     |     |          |    |   |   |   |   |     |
| at Florida             | 1/25  |    |     |     |     |     |          |    |   |   |   |   |     |
| at Iowa State          | 1/29  |    |     |     |     |     |          |    |   |   |   |   |     |
| TCU                    | 2/1   |    |     |     |     |     |          |    |   |   |   |   |     |
| at Kansas State        | 2/3   |    |     |     |     |     |          |    |   |   |   |   |     |
| Oklahoma State         | 2/8   |    |     |     |     |     |          |    |   |   |   |   |     |
| at Texas               | 2/10  |    |     |     |     |     |          |    |   |   |   |   |     |
| West Virginia          | 2/15  |    |     |     |     |     |          |    |   |   |   |   |     |
| at Oklahoma            | 2/18  |    |     |     |     |     |          |    |   |   |   |   |     |
| Kansas                 | 2/22  |    |     |     |     |     |          |    |   |   |   |   |     |
| Kansas State           | 2/25  |    |     |     |     |     |          |    |   |   |   |   |     |
| at TCU                 | 2/29  |    |     |     |     |     |          |    |   |   |   |   |     |
| Texas Tech             | 3/2   |    |     |     |     |     |          |    |   |   |   |   |     |
| at West Virginia       | 3/7   |    |     |     |     |     |          |    |   |   |   |   |     |

| MOFFATT'S CAREER STATS |       |         |      |      |       |      |      |      |             |     |      |   |    |   |   |    |     |
|------------------------|-------|---------|------|------|-------|------|------|------|-------------|-----|------|---|----|---|---|----|-----|
| YEAR                   | GP-GS | MIN-AVG | FG-A | PCT  | 3FG-A | PCT  | FT-A | PCT  | OFF-DEF-TOT | AVG | PF-D | A | TO | B | S | TP | AVG |
| 2019-20 (RFR.)         | 1-0   | 3-3.0   | 0-2  | .000 | 0-2   | .000 | 0-0  | .000 | 0-1-1       | 1.0 | 0-0  | 0 | 0  | 0 | 0 | 0  | 0.0 |
| CAREER                 | 1-0   | 3-3.0   | 0-2  | .000 | 0-2   | .000 | 0-0  | .000 | 0-1-1       | 1.0 | 0-0  | 0 | 0  | 0 | 0 | 0  | 0.0 |



## 15 — OBIM OKEKE

G • 6-0 • 225 • SR. • 1L

LAS VEGAS, NEV. (BISHOP GORMAN HS)

### SEASON HIGHS

Points: —  
 FG: —  
 FGA: — 1 vs. Central Arkansas (11/5/19)  
 3FG: —  
 3FGA: — 1 vs. Central Arkansas (11/5/19)  
 FT: —  
 FTA: —  
 Rebounds: — 2 vs. Central Arkansas (11/5/19)  
 Assists: — 2 vs. Central Arkansas (11/5/19)  
 Turnovers: —  
 Blocks: —  
 Steals: — 1 vs. Central Arkansas (11/5/19)  
 Minutes Played: — 4 vs. Central Arkansas (11/5/19)

### CAREER HIGHS

Points: — 3, three times  
 FG: — 1, five times  
 FGA: — 3 vs. Texas Southern (12/14/17); at Texas Tech (2/16/19)  
 3FG: — 1, three times  
 3FGA: — 2, four times  
 FT: —  
 FTA: —  
 Rebounds: — 2 vs. Savannah State (12/17/17)  
 Assists: — 2 vs. Central Arkansas (11/5/19)  
 Turnovers: — 2 vs. Southern (12/20/17)  
 Blocks: —  
 Steals: — 1, four times  
 Minutes Played: — 10 vs. Kansas State (2/9/19)

### MISCELLANEOUS

|                       | 19-20 | BU RECORD |
|-----------------------|-------|-----------|
| Double-Figure Points: | —     | —         |
| Led team in Points:   | —     | —         |
| Led team in Rebounds: | —     | —         |
| Led team in Assists:  | —     | —         |

### OKEKE NOTEBOOK


- Senior walk-on guard, played 3 seasons on Baylor football team before switching to MBB after 2017 FB season
- Posted 2 assists, 2 rebounds and 1 steal in 4 minutes off bench in season opener vs. Central Arkansas (11/5/19)
- Came off bench to play 9 games last season, including 2 conference games with 9+ minutes as back-up point guard
- Has appeared in 17 games during BU basketball career, totaling 13 points, 7 rebounds, 5 assists and 4 steals in 57 minutes
- Played career-high 10 minutes vs. K-State (2/9/19), filling in as back-up point guard with Mason and McClure injured
- Made Baylor MBB debut vs. Sam Houston State on Dec. 4, 2017, just 10 days after finishing football season
- Played in 5 football games during 2 seasons of action with Baylor football as running back and kick returner
- Won 5 state titles at Bishop Gorman HS in Las Vegas, 3 in basketball and 2 in football

### 2019-20 GAME-BY-GAME

| OPPONENT               | DATE  | GS | MIN | FG  | 3FG | FT  | OR-DR-TR | PF | A | T | B | S | PTS |
|------------------------|-------|----|-----|-----|-----|-----|----------|----|---|---|---|---|-----|
| Central Arkansas       | 11/5  |    | 4   | 0-1 | 0-1 | 0-0 | 0-2-2    | 0  | 2 | 0 | 0 | 1 | 0   |
| vs. Washington         | 11/8  |    |     | DNP |     |     |          |    |   |   |   |   |     |
| Texas State            | 11/15 |    |     | DNP |     |     |          |    |   |   |   |   |     |
| vs. Ohio               | 11/21 |    |     |     |     |     |          |    |   |   |   |   |     |
| vs. TBD                | 11/22 |    |     |     |     |     |          |    |   |   |   |   |     |
| vs. TBD                | 11/24 |    |     |     |     |     |          |    |   |   |   |   |     |
| Maryland-Eastern Shore | 12/3  |    |     |     |     |     |          |    |   |   |   |   |     |
| Arizona                | 12/7  |    |     |     |     |     |          |    |   |   |   |   |     |
| Butler                 | 12/10 |    |     |     |     |     |          |    |   |   |   |   |     |
| vs. UT Martin          | 12/18 |    |     |     |     |     |          |    |   |   |   |   |     |
| Jackson State          | 12/30 |    |     |     |     |     |          |    |   |   |   |   |     |
| Texas                  | 1/4   |    |     |     |     |     |          |    |   |   |   |   |     |
| at Texas Tech          | 1/7   |    |     |     |     |     |          |    |   |   |   |   |     |
| at Kansas              | 1/11  |    |     |     |     |     |          |    |   |   |   |   |     |
| Iowa State             | 1/15  |    |     |     |     |     |          |    |   |   |   |   |     |
| at Oklahoma State      | 1/18  |    |     |     |     |     |          |    |   |   |   |   |     |
| Oklahoma               | 1/20  |    |     |     |     |     |          |    |   |   |   |   |     |
| at Florida             | 1/25  |    |     |     |     |     |          |    |   |   |   |   |     |
| at Iowa State          | 1/29  |    |     |     |     |     |          |    |   |   |   |   |     |
| TCU                    | 2/1   |    |     |     |     |     |          |    |   |   |   |   |     |
| at Kansas State        | 2/3   |    |     |     |     |     |          |    |   |   |   |   |     |
| Oklahoma State         | 2/8   |    |     |     |     |     |          |    |   |   |   |   |     |
| at Texas               | 2/10  |    |     |     |     |     |          |    |   |   |   |   |     |
| West Virginia          | 2/15  |    |     |     |     |     |          |    |   |   |   |   |     |
| at Oklahoma            | 2/18  |    |     |     |     |     |          |    |   |   |   |   |     |
| Kansas                 | 2/22  |    |     |     |     |     |          |    |   |   |   |   |     |
| Kansas State           | 2/25  |    |     |     |     |     |          |    |   |   |   |   |     |
| at TCU                 | 2/29  |    |     |     |     |     |          |    |   |   |   |   |     |
| Texas Tech             | 3/2   |    |     |     |     |     |          |    |   |   |   |   |     |
| at West Virginia       | 3/7   |    |     |     |     |     |          |    |   |   |   |   |     |

### OKEKE'S CAREER STATS

| YEAR          | GP-GS       | MIN-AVG       | FG-A        | PCT         | 3FG-A       | PCT         | FT-A       | PCT         | OFF-DEF-TOT  | AVG        | PF-D       | A        | TO       | B        | S        | TP        | AVG        |
|---------------|-------------|---------------|-------------|-------------|-------------|-------------|------------|-------------|--------------|------------|------------|----------|----------|----------|----------|-----------|------------|
| 2017-18 (SO.) | 7-0         | 21-3.0        | 1-8         | .125        | 1-7         | .143        | 0-0        | .000        | 1-1-2        | 0.3        | 1-0        | 3        | 3        | 0        | 1        | 3         | 0.4        |
| 2018-19 (JR.) | 9-0         | 32-3.6        | 4-11        | .364        | 2-9         | .222        | 0-0        | .000        | 1-2-3        | 0.3        | 7-0        | 0        | 2        | 0        | 2        | 10        | 1.1        |
| 2019-20 (SR.) | 1-0         | 4-4.0         | 0-1         | .000        | 0-1         | .000        | 0-0        | .000        | 0-2-2        | 2.0        | 0-0        | 2        | 0        | 0        | 1        | 0         | 0.0        |
| <b>CAREER</b> | <b>17-0</b> | <b>57-3.4</b> | <b>5-20</b> | <b>.250</b> | <b>3-17</b> | <b>.176</b> | <b>0-0</b> | <b>.000</b> | <b>2-5-7</b> | <b>0.4</b> | <b>8-0</b> | <b>5</b> | <b>5</b> | <b>0</b> | <b>4</b> | <b>13</b> | <b>0.8</b> |



### 31 — MACIO TEAGUE

G • 6-3 • 195 • R.J.R. • SO  
CINCINNATI, OHIO (UNC ASHEVILLE)

#### SEASON HIGHS

Points: — 18 vs. Central Arkansas (11/5/19)  
 FG: — 7 vs. Central Arkansas (11/5/19)  
 FGA: — 13 vs. Texas State (11/15/19)  
 3FG: — 4 vs. Central Arkansas (11/5/19)  
 3FGA: — 6, three times  
 FT: — 1 vs. Washington (11/8/19)  
 FTA: — 2 vs. Washington (11/8/19)  
 Rebounds: — 10 vs. Central Arkansas (11/5/19)  
 Assists: — 5 vs. Washington (11/8/19); vs. Texas State (11/15/19)  
 Turnovers: — 3 vs. UCA (11/5/19); vs. Washington (11/8/19)  
 Blocks: —  
 Steals: — 3 vs. Texas State (11/15/19)  
 Minutes Played: — 34 vs. Texas State (11/15/19)

#### CAREER HIGHS

Points: — 36 at Campbell (2/1/18)\*  
 FG: — 14 at Campbell (2/1/18)\*  
 FGA: — 24 vs. USC (3/13/18)\*  
 3FG: — 7 at Campbell (2/1/18)\*  
 3FGA: — 15 at Campbell (2/1/18)\*  
 FT: — 12 at Charleston Southern (1/14/17)\*  
 FTA: — 14 vs. High Point (1/27/18)\*  
 Rebounds: — 11 at UNC Greensboro (12/19/17)\*  
 Assists: — 8 vs. Wofford (11/26/17)\*  
 Turnovers: — 8 at Rhode Island (11/10/17)\*  
 Blocks: — 1, 11 times\*  
 Steals: — 5 at Coastal Carolina (12/3/16)\*  
 Minutes Played: — 49 vs. USC (3/13/18)\*

\* - while at UNC Asheville

#### MISCELLANEOUS

|                         | 19-20 | BU RECORD |
|-------------------------|-------|-----------|
| Double-Figure Points:   | 2     | 2-0       |
| Double-Figure Rebounds: | 1     | 1-0       |
| Double-Doubles:         | 1     | 1-0       |
| 5+ Assists:             | 2     | 1-1       |
| Led team in Points:     | —     | —         |
| Led team in Rebounds:   | 1     | 1-0       |
| Led team in Blocks:     | —     | —         |
| Led team in Assists:    | 2     | 1-1       |

#### TEAGUE NOTEBOOK

- Redshirt junior guard, sat out last season as transfer from UNC Asheville; played on practice squad
- Made at least one 3-pointer in 28 consecutive games played, including 23 games with 2+ 3FGs
- Played in all 70 career games (69 starts) during 3-season collegiate career (2017-18 at UNCA, 2020 at BU)
- Had 4th career double-double with 18 points and 10 rebounds in Baylor debut vs. Central Arkansas (11/5/19)
- Has 7 career games with 6+ made 3FGs, 11 games with 5+ made 3FGs and 30 games with 3+ made 3FGs
- Career .435 3-point shooter, averaging 2.5 made 3s per games (174-of-400 over 70 games)
- Two-time first-team All-Big South honoree at UNC Asheville, 3x Big South Player of the Week
- Scored 1,078 points over 2 seasons at UNCA, 4th player in Big South history to reach 1k as soph.
- Played all 68 games (67 starts) at UNCA, scored in double-figures 54 times, had 20 games with 20+ pts
- Made nearly 3 treys per game (2.85) as sophomore at UNC Asheville in 2017-18

#### 2019-20 GAME-BY-GAME

| OPPONENT               | DATE  | GS | MIN | FG   | 3FG | FT  | OR-DR-TR | PF | A | T | B | S | PTS |
|------------------------|-------|----|-----|------|-----|-----|----------|----|---|---|---|---|-----|
| Central Arkansas       | 11/5  | *  | 29  | 7-12 | 4-6 | 0-0 | 1-9-10   | 2  | 3 | 3 | 0 | 1 | 18  |
| vs. Washington         | 11/8  | *  | 30  | 3-8  | 1-6 | 1-2 | 1-4-5    | 1  | 5 | 3 | 0 | 1 | 8   |
| Texas State            | 11/15 | *  | 34  | 5-13 | 2-6 | 0-0 | 1-1-2    | 0  | 5 | 2 | 0 | 3 | 12  |
| vs. Ohio               | 11/21 |    |     |      |     |     |          |    |   |   |   |   |     |
| vs. TBD                | 11/22 |    |     |      |     |     |          |    |   |   |   |   |     |
| vs. TBD                | 11/24 |    |     |      |     |     |          |    |   |   |   |   |     |
| Maryland-Eastern Shore | 12/3  |    |     |      |     |     |          |    |   |   |   |   |     |
| Arizona                | 12/7  |    |     |      |     |     |          |    |   |   |   |   |     |
| Butler                 | 12/10 |    |     |      |     |     |          |    |   |   |   |   |     |
| vs. UT Martin          | 12/18 |    |     |      |     |     |          |    |   |   |   |   |     |
| Jackson State          | 12/30 |    |     |      |     |     |          |    |   |   |   |   |     |
| Texas                  | 1/4   |    |     |      |     |     |          |    |   |   |   |   |     |
| at Texas Tech          | 1/7   |    |     |      |     |     |          |    |   |   |   |   |     |
| at Kansas              | 1/11  |    |     |      |     |     |          |    |   |   |   |   |     |
| Iowa State             | 1/15  |    |     |      |     |     |          |    |   |   |   |   |     |
| at Oklahoma State      | 1/18  |    |     |      |     |     |          |    |   |   |   |   |     |
| Oklahoma               | 1/20  |    |     |      |     |     |          |    |   |   |   |   |     |
| at Florida             | 1/25  |    |     |      |     |     |          |    |   |   |   |   |     |
| at Iowa State          | 1/29  |    |     |      |     |     |          |    |   |   |   |   |     |
| TCU                    | 2/1   |    |     |      |     |     |          |    |   |   |   |   |     |
| at Kansas State        | 2/3   |    |     |      |     |     |          |    |   |   |   |   |     |
| Oklahoma State         | 2/8   |    |     |      |     |     |          |    |   |   |   |   |     |
| at Texas               | 2/10  |    |     |      |     |     |          |    |   |   |   |   |     |
| West Virginia          | 2/15  |    |     |      |     |     |          |    |   |   |   |   |     |
| at Oklahoma            | 2/18  |    |     |      |     |     |          |    |   |   |   |   |     |
| Kansas                 | 2/22  |    |     |      |     |     |          |    |   |   |   |   |     |
| Kansas State           | 2/25  |    |     |      |     |     |          |    |   |   |   |   |     |
| at TCU                 | 2/29  |    |     |      |     |     |          |    |   |   |   |   |     |
| Texas Tech             | 3/2   |    |     |      |     |     |          |    |   |   |   |   |     |
| at West Virginia       | 3/7   |    |     |      |     |     |          |    |   |   |   |   |     |

#### TEAGUE'S UNC ASHEVILLE STATS

| YEAR          | GP-GS | MIN-AVG   | FG-A    | PCT  | 3FG-A   | PCT  | FT-A    | PCT  | OFF-DEF-TOT | AVG | PF-D  | A   | TO  | B  | S  | TP   | AVG  |
|---------------|-------|-----------|---------|------|---------|------|---------|------|-------------|-----|-------|-----|-----|----|----|------|------|
| 2016-17 (FR.) | 33-32 | 1124-34.1 | 169-361 | .468 | 70-154  | .455 | 101-114 | .886 | 18-133-151  | 4.6 | 46-0  | 90  | 31  | 7  | 36 | 509  | 15.4 |
| 2017-18 (SO.) | 34-34 | 1200-35.3 | 181-433 | .418 | 97-228  | .425 | 110-127 | .866 | 17-132-149  | 4.4 | 57-0  | 85  | 70  | 4  | 54 | 569  | 16.7 |
| CAREER        | 67-66 | 2324-34.7 | 350-794 | .441 | 167-382 | .437 | 211-241 | .876 | 35-265-300  | 4.5 | 103-0 | 175 | 101 | 11 | 90 | 1078 | 16.1 |

#### TEAGUE'S BAYLOR STATS

| YEAR           | GP-GS | MIN-AVG   | FG-A    | PCT  | 3FG-A   | PCT  | FT-A    | PCT  | OFF-DEF-TOT | AVG | PF-D  | A   | TO  | B  | S  | TP   | AVG  |
|----------------|-------|-----------|---------|------|---------|------|---------|------|-------------|-----|-------|-----|-----|----|----|------|------|
| 2019-20 (RJR.) | 3-3   | 93-31.0   | 15-33   | .455 | 7-18    | .389 | 1-2     | .500 | 3-14-17     | 5.7 | 3-0   | 13  | 8   | 0  | 5  | 38   | 12.7 |
| NCAA CAREER    | 70-69 | 2417-34.5 | 365-827 | .441 | 174-400 | .435 | 212-243 | .872 | 38-279-317  | 4.5 | 106-0 | 188 | 109 | 11 | 95 | 1116 | 15.9 |



**0 — FLO THAMBA**

**F • 6-10 • 240 • SO. • 1L**  
**KINSHASA, CONGO (MOUNTAIN MISSION SCHOOL)**

**SEASON HIGHS**

**Points:** — 5 vs. Texas State (11/15/19)  
**FG:** — 2 vs. Central Arkansas (11/5/19)  
**FGA:** — 2 vs. Central Arkansas (11/5/19); vs. Texas State (11/15/19)  
**3FG:** —  
**3FGA:** —  
**FT:** — 3 vs. Texas State (11/15/19)  
**FTA:** — 4 vs. Texas State (11/15/19)  
**Rebounds:** — 5 vs. Central Arkansas (11/5/19)  
**Assists:** — 2 vs. Central Arkansas (11/5/19)  
**Turnovers:** — 1 vs. Central Arkansas (11/5/19)  
**Blocks:** — 1 vs. Central Arkansas (11/5/19)  
**Steals:** —  
**Minutes Played:** — 11 vs. Central Arkansas (11/5/19)

**CAREER HIGHS**

**Points:** — 6 vs. Southern (11/10/18); vs. Kansas (1/12/19)  
**FG:** — 3 vs. Southern (11/10/18); vs. Kansas (1/12/19)  
**FGA:** — 5 vs. Kansas (1/12/19)  
**3FG:** —  
**3FGA:** —  
**FT:** — 3, three times  
**FTA:** — 4, five times  
**Rebounds:** — 6, three times  
**Assists:** — 3 vs. TCU (2/2/19)  
**Turnovers:** — 2, seven times  
**Blocks:** — 2, six times  
**Steals:** — 1, six times  
**Minutes Played:** — 21 at OSU (1/14/19); vs. Oklahoma (2/11/19)

**MISCELLANEOUS**

|                         | 19-20 | CAREER | BU RECORD |
|-------------------------|-------|--------|-----------|
| Double-Figure Points:   | —     | —      | —         |
| Double-Figure Rebounds: | —     | —      | —         |
| Double-Doubles:         | —     | —      | —         |
| 2+ Blocks:              | —     | 6      | 5-1       |
| Led team in Points:     | —     | —      | —         |
| Led team in Rebounds:   | —     | —      | —         |
| Led team in Blocks:     | 1     | 6      | 4-2       |
| Led team in Assists:    | —     | —      | —         |

**THAMBA NOTEBOOK**


- Sophomore big man with 7-foot-6 wingspan, originally from Kinshasa, Democratic Republic of the Congo
- Averaged 11.3 minutes in 20 games following Tristan Clark's injury in 2018-19 — averaged 7.6 mpg prior to injury
- Played off bench in 2 of 3 games this season, totaling 9 points, 7 rebounds, 2 assists and 1 block in 21 minutes
- Came off bench in 33 of 34 games as freshman in 2018-19, including 15 games with double-digit minutes
- Had season-highs of 6 rebounds, 3 assists and 2 blocks in just 14 minutes vs. TCU (2/2/19)
- Born in Congo, lived in England, France and South Africa, emigrated to United States in 2014
- Averaged 14.0 points, 10.0 rebounds and 1.5 blocks as senior at Mountain Mission School in Grundy, Va.
- Late addition to 2018 signing class, ranked No. 243 overall and No. 34 center by 247Sports

**2019-20 GAME-BY-GAME**

| OPPONENT               | DATE  | GS | MIN | FG  | 3FG | FT  | OR-DR-TR | PF | A | T | B | S | PTS |
|------------------------|-------|----|-----|-----|-----|-----|----------|----|---|---|---|---|-----|
| Central Arkansas       | 11/5  |    | 11  | 2-2 | 0-0 | 0-1 | 3-2-5    | 2  | 2 | 1 | 1 | 0 | 4   |
| vs. Washington         | 11/8  |    |     | DNP |     |     |          |    |   |   |   |   |     |
| Texas State            | 11/15 |    | 10  | 1-2 | 0-0 | 3-4 | 1-1-2    | 2  | 0 | 0 | 0 | 0 | 5   |
| vs. Ohio               | 11/21 |    |     |     |     |     |          |    |   |   |   |   |     |
| vs. TBD                | 11/22 |    |     |     |     |     |          |    |   |   |   |   |     |
| vs. TBD                | 11/24 |    |     |     |     |     |          |    |   |   |   |   |     |
| Maryland-Eastern Shore | 12/3  |    |     |     |     |     |          |    |   |   |   |   |     |
| Arizona                | 12/7  |    |     |     |     |     |          |    |   |   |   |   |     |
| Butler                 | 12/10 |    |     |     |     |     |          |    |   |   |   |   |     |
| vs. UT Martin          | 12/18 |    |     |     |     |     |          |    |   |   |   |   |     |
| Jackson State          | 12/30 |    |     |     |     |     |          |    |   |   |   |   |     |
| Texas                  | 1/4   |    |     |     |     |     |          |    |   |   |   |   |     |
| at Texas Tech          | 1/7   |    |     |     |     |     |          |    |   |   |   |   |     |
| at Kansas              | 1/11  |    |     |     |     |     |          |    |   |   |   |   |     |
| Iowa State             | 1/15  |    |     |     |     |     |          |    |   |   |   |   |     |
| at Oklahoma State      | 1/18  |    |     |     |     |     |          |    |   |   |   |   |     |
| Oklahoma               | 1/20  |    |     |     |     |     |          |    |   |   |   |   |     |
| at Florida             | 1/25  |    |     |     |     |     |          |    |   |   |   |   |     |
| at Iowa State          | 1/29  |    |     |     |     |     |          |    |   |   |   |   |     |
| TCU                    | 2/1   |    |     |     |     |     |          |    |   |   |   |   |     |
| at Kansas State        | 2/3   |    |     |     |     |     |          |    |   |   |   |   |     |
| Oklahoma State         | 2/8   |    |     |     |     |     |          |    |   |   |   |   |     |
| at Texas               | 2/10  |    |     |     |     |     |          |    |   |   |   |   |     |
| West Virginia          | 2/15  |    |     |     |     |     |          |    |   |   |   |   |     |
| at Oklahoma            | 2/18  |    |     |     |     |     |          |    |   |   |   |   |     |
| Kansas                 | 2/22  |    |     |     |     |     |          |    |   |   |   |   |     |
| Kansas State           | 2/25  |    |     |     |     |     |          |    |   |   |   |   |     |
| at TCU                 | 2/29  |    |     |     |     |     |          |    |   |   |   |   |     |
| Texas Tech             | 3/2   |    |     |     |     |     |          |    |   |   |   |   |     |
| at West Virginia       | 3/7   |    |     |     |     |     |          |    |   |   |   |   |     |

| THAMBA'S CAREER STATS |             |                 |              |             |            |             |              |             |                 |            |             |           |           |           |          |           |            |
|-----------------------|-------------|-----------------|--------------|-------------|------------|-------------|--------------|-------------|-----------------|------------|-------------|-----------|-----------|-----------|----------|-----------|------------|
| YEAR                  | GP-GS       | MIN-AVG         | FG-A         | PCT         | 3FG-A      | PCT         | FT-A         | PCT         | OFF-DEF-TOT     | AVG        | PF-D        | A         | TO        | B         | S        | TP        | AVG        |
| 2018-19 (FR.)         | 33-0        | 331-10.0        | 21-39        | .538        | 0-0        | .000        | 16-30        | .533        | 31-41-72        | 2.2        | 57-1        | 11        | 24        | 21        | 6        | 58        | 1.8        |
| 2019-20 (SO.)         | 2-0         | 21-10.5         | 3-4          | .750        | 0-0        | .000        | 3-5          | .600        | 4-3-7           | 3.5        | 4-0         | 2         | 1         | 1         | 0        | 9         | 4.5        |
| <b>CAREER</b>         | <b>35-0</b> | <b>352-10.1</b> | <b>24-43</b> | <b>.558</b> | <b>0-0</b> | <b>.000</b> | <b>19-35</b> | <b>.543</b> | <b>35-44-79</b> | <b>2.3</b> | <b>61-1</b> | <b>13</b> | <b>25</b> | <b>22</b> | <b>6</b> | <b>67</b> | <b>1.9</b> |





## 11 – MARK VITAL

G/F • 6-5 • 230 • R/JR. • 2L

LAKE CHARLES, LA. (ADVANCED PREP INT'L (TEXAS))

### SEASON HIGHS

**Points:** – 10 vs. Texas State (11/15/19)  
**FG:** – 3 vs. Washington (11/8/19); vs. Texas State (11/15/19)  
**FGA:** – 10 vs. Washington (11/8/19)  
**3FG:** – 1 vs. Texas State (11/15/19)  
**3FGA:** – 3 vs. Texas State (11/15/19)  
**FT:** – 3 vs. Texas State (11/15/19)  
**FTA:** – 4 vs. Central Arkansas (11/5/19); vs. Texas State (11/15/19)  
**Rebounds:** – 5 vs. UCA (11/5/19); vs. Texas State (11/15/19)  
**Assists:** – 1, three times  
**Turnovers:** – 1 vs. UCA (11/5/19); vs. Texas State (11/15/19)  
**Blocks:** – 2 vs. Texas State (11/15/19)  
**Steals:** – 2 vs. Texas State (11/15/19)  
**Minutes Played:** – 26 vs. Texas State (11/15/19)

### CAREER HIGHS

**Points:** – 17 vs. Gonzaga (3/23/19)  
**FG:** – 7 vs. Gonzaga (3/23/19)  
**FGA:** – 13 vs. Kansas (1/12/19)  
**3FG:** – 1, six times  
**3FGA:** – 3, three times  
**FT:** – 7 vs. Texas (2/27/19)  
**FTA:** – 10 vs. Prairie View A&M (11/12/18); vs. Nicholls (11/16/18)  
**Rebounds:** – 17 at Arizona (12/15/18)  
**Assists:** – 8 vs. Oklahoma State (11/15/18)  
**Turnovers:** – 7 vs. Kansas (2/10/18)  
**Blocks:** – 3, four times  
**Steals:** – 5 vs. SFA (12/18/18)  
**Minutes Played:** – 41 vs. Texas (2/27/19)

### MISCELLANEOUS

|                           | 19-20 | CAREER | BU RECORD |
|---------------------------|-------|--------|-----------|
| Double-Figure Points:     | 1     | 20     | 10-10     |
| Double-Figure Rebounds:   | –     | 9      | 7-2       |
| Double-Doubles:           | –     | 2      | 2-0       |
| 5+ Assists:               | –     | 7      | 6-1       |
| 2+ Blocks                 | 1     | 15     | 10-5      |
| Led team in Points:       | –     | 3      | 0-3       |
| Led team in Rebounds:     | –     | 26     | 17-9      |
| Led team in Assists:      | –     | 13     | 7-6       |
| Led team in Blocks:       | 1     | 16     | 9-7       |
| Led team in Bench Points: | –     | 6      | 5-1       |

### VITAL NOTEBOOK

- High-flying redshirt junior guard/forward from Lake Charles, La., sat out 2016-17 season before debuting in 2017-18
- Named 2019 All-Big 12 honorable mention and selected to Big 12 All-Defensive Team by league's coaches
- Has appeared in team-high 62 consecutive games, only game missed during career was vs. NCCAA team Randall (12/9/17)
- Came off bench in first 2 games this season, but joined starting lineup with Tristan Clark out vs. TXST; had 10 pts in 26 mins.
- Started all 34 games last season (11 at 5-spot, 21 at 4-spot, 2 at 3-spot); has started 53 of team's last 59 games
- Shooting 68% at foul line (45-66) over last 20 games after shooting 46% (73-158) over first 50 collegiate games
- Has scored in double-figures 20 times during BU career, has 9 games with double-digit rebounds and 2 double-doubles
- Had career-high 17 points with 8 rebounds in 29 minutes of NCAA Tournament 2nd Round vs. Gonzaga (3/23/19)
- Went perfect 7-for-7 at foul line and posted 13 points, 8 rebounds and 3 assists in 84-83 OT win vs. Texas (2/27/17)
- Posted 2nd career double-double with career-high 15 points, 14 rebounds, 2 assists and 2 blocks in win vs. West Virginia (2/23/19)
- Had career-high 17 rebounds (9 offensive) in win at Arizona (12/15/18), out-rebounding all 9 Arizona players combined (14 rebounds)
- Career-first double-double with 11 points, 11 rebounds and 5 assists in 29 minutes vs. Nicholls State (11/16/18)
- Played in every game vs. NCAA opponents during Baylor career (lone missed game was vs. Randall in 2017-18)
- Nicknamed "Baby Rico" after former Baylor All-American power forward and fellow Louisianan Rico Gatherers
- Committed to Baylor in September 2013, more than two years before signing day

### 2019-20 GAME-BY-GAME

| OPPONENT               | DATE  | GS | MIN | FG   | 3FG | FT  | OR-DR-TR | PF | A | T | B | S | PTS |
|------------------------|-------|----|-----|------|-----|-----|----------|----|---|---|---|---|-----|
| Central Arkansas       | 11/5  |    | 19  | 2-7  | 0-1 | 2-4 | 1-4-5    | 4  | 1 | 1 | 0 | 0 | 6   |
| vs. Washington         | 11/8  |    | 23  | 3-10 | 0-0 | 2-2 | 2-1-3    | 3  | 1 | 0 | 1 | 1 | 8   |
| Texas State            | 11/15 | *  | 26  | 3-8  | 1-3 | 3-4 | 4-1-5    | 1  | 1 | 1 | 2 | 2 | 10  |
| vs. Ohio               | 11/21 |    |     |      |     |     |          |    |   |   |   |   |     |
| vs. TBD                | 11/22 |    |     |      |     |     |          |    |   |   |   |   |     |
| vs. TBD                | 11/24 |    |     |      |     |     |          |    |   |   |   |   |     |
| Maryland-Eastern Shore | 12/3  |    |     |      |     |     |          |    |   |   |   |   |     |
| Arizona                | 12/7  |    |     |      |     |     |          |    |   |   |   |   |     |
| Butler                 | 12/10 |    |     |      |     |     |          |    |   |   |   |   |     |
| vs. UT Martin          | 12/18 |    |     |      |     |     |          |    |   |   |   |   |     |
| Jackson State          | 12/30 |    |     |      |     |     |          |    |   |   |   |   |     |
| Texas                  | 1/4   |    |     |      |     |     |          |    |   |   |   |   |     |
| at Texas Tech          | 1/7   |    |     |      |     |     |          |    |   |   |   |   |     |
| at Kansas              | 1/11  |    |     |      |     |     |          |    |   |   |   |   |     |
| Iowa State             | 1/15  |    |     |      |     |     |          |    |   |   |   |   |     |
| at Oklahoma State      | 1/18  |    |     |      |     |     |          |    |   |   |   |   |     |
| Oklahoma               | 1/20  |    |     |      |     |     |          |    |   |   |   |   |     |
| at Florida             | 1/25  |    |     |      |     |     |          |    |   |   |   |   |     |
| at Iowa State          | 1/29  |    |     |      |     |     |          |    |   |   |   |   |     |
| TCU                    | 2/1   |    |     |      |     |     |          |    |   |   |   |   |     |
| at Kansas State        | 2/3   |    |     |      |     |     |          |    |   |   |   |   |     |
| Oklahoma State         | 2/8   |    |     |      |     |     |          |    |   |   |   |   |     |
| at Texas               | 2/10  |    |     |      |     |     |          |    |   |   |   |   |     |
| West Virginia          | 2/15  |    |     |      |     |     |          |    |   |   |   |   |     |
| at Oklahoma            | 2/18  |    |     |      |     |     |          |    |   |   |   |   |     |
| Kansas                 | 2/22  |    |     |      |     |     |          |    |   |   |   |   |     |
| Kansas State           | 2/25  |    |     |      |     |     |          |    |   |   |   |   |     |
| at TCU                 | 2/29  |    |     |      |     |     |          |    |   |   |   |   |     |
| Texas Tech             | 3/2   |    |     |      |     |     |          |    |   |   |   |   |     |
| at West Virginia       | 3/7   |    |     |      |     |     |          |    |   |   |   |   |     |

### VITAL'S CAREER STATS

| YEAR           | GP-GS        | MIN-AVG          | FG-A           | PCT         | 3FG-A       | PCT         | FT-A           | PCT         | OFF-DEF-TOT        | AVG        | PF-D         | A          | TO         | B         | S         | TP         | AVG        |
|----------------|--------------|------------------|----------------|-------------|-------------|-------------|----------------|-------------|--------------------|------------|--------------|------------|------------|-----------|-----------|------------|------------|
| 2016-17 (FR.)  |              | -redshirt-       |                |             |             |             |                |             |                    |            |              |            |            |           |           |            |            |
| 2017-18 (RFR.) | 33-18        | 786-23.8         | 87-181         | .481        | 1-10        | .100        | 47-93          | .505        | 75-109-184         | 5.6        | 73-0         | 71         | 68         | 21        | 26        | 222        | 6.7        |
| 2018-19 (RSO.) | 34-34        | 943-27.7         | 89-192         | .464        | 4-22        | .182        | 64-121         | .529        | 121-124-245        | 7.2        | 99-4         | 68         | 61         | 31        | 35        | 246        | 7.2        |
| 2019-20 (RJR.) | 3-1          | 68-22.7          | 8-25           | .320        | 1-4         | .250        | 7-10           | .700        | 7-6-13             | 4.3        | 8-0          | 3          | 2          | 3         | 3         | 24         | 8.0        |
| <b>CAREER</b>  | <b>70-53</b> | <b>1797-25.7</b> | <b>184-398</b> | <b>.462</b> | <b>6-36</b> | <b>.167</b> | <b>118-224</b> | <b>.527</b> | <b>203-239-442</b> | <b>6.3</b> | <b>180-4</b> | <b>142</b> | <b>131</b> | <b>55</b> | <b>64</b> | <b>492</b> | <b>7.0</b> |

**2019-20 SEASON STATISTICS**



**2019-20 BAYLOR BASKETBALL**  
**Baylor Combined Team Statistics (as of Nov 15, 2019)**  
**All games**



BIG 12 CONFERENCE

| RECORD:        | OVERALL | HOME | AWAY | NEUTRAL |
|----------------|---------|------|------|---------|
| ALL GAMES      | 2-1     | 2-0  | 0-0  | 0-1     |
| CONFERENCE     | 0-0     | 0-0  | 0-0  | 0-0     |
| NON-CONFERENCE | 2-1     | 2-0  | 0-0  | 0-1     |

| #              | Player             | gp-gs | min | avg  | Total  |      | 3-Point |      | F-Throw |       | Rebounds |     |     |      | pf | dq | a  | to | blk | stl | pts | avg  |  |
|----------------|--------------------|-------|-----|------|--------|------|---------|------|---------|-------|----------|-----|-----|------|----|----|----|----|-----|-----|-----|------|--|
|                |                    |       |     |      | fg-fga | fg%  | 3fg-fga | 3fg% | ft-fa   | ft%   | off      | def | tot | avg  |    |    |    |    |     |     |     |      |  |
| 12             | Butler, Jared      | 3-3   | 93  | 31.0 | 21-36  | .583 | 14-25   | .560 | 7-7     | 1.000 | 0        | 10  | 10  | 3.3  | 5  | 0  | 10 | 9  | 0   | 4   | 63  | 21.0 |  |
| 31             | Teague, MaCio      | 3-3   | 93  | 31.0 | 15-33  | .455 | 7-18    | .389 | 1-2     | .500  | 3        | 14  | 17  | 5.7  | 3  | 0  | 13 | 8  | 0   | 5   | 38  | 12.7 |  |
| 33             | Gillespie, Freddie | 3-3   | 84  | 28.0 | 15-28  | .536 | 0-0     | .000 | 6-9     | .667  | 15       | 13  | 28  | 9.3  | 5  | 0  | 4  | 1  | 6   | 8   | 36  | 12.0 |  |
| 02             | Bandoo, Devonte    | 3-0   | 77  | 25.7 | 13-25  | .520 | 6-13    | .462 | 3-3     | 1.000 | 3        | 13  | 16  | 5.3  | 4  | 0  | 6  | 7  | 1   | 1   | 35  | 11.7 |  |
| 11             | Vital, Mark        | 3-1   | 68  | 22.7 | 8-25   | .320 | 1-4     | .250 | 7-10    | .700  | 7        | 6   | 13  | 4.3  | 8  | 0  | 3  | 2  | 3   | 3   | 24  | 8.0  |  |
| 45             | Mitchell, Davion   | 3-3   | 82  | 27.3 | 6-16   | .375 | 2-10    | .200 | 4-10    | .400  | 1        | 4   | 5   | 1.7  | 6  | 0  | 9  | 5  | 1   | 3   | 18  | 6.0  |  |
| 25             | Clark, Tristan     | 2-2   | 45  | 22.5 | 4-17   | .235 | 0-1     | .000 | 2-4     | .500  | 2        | 8   | 10  | 5.0  | 7  | 0  | 3  | 6  | 0   | 0   | 10  | 5.0  |  |
| 00             | Thamba, Flo        | 2-0   | 21  | 10.5 | 3-4    | .750 | 0-0     | .000 | 3-5     | .600  | 4        | 3   | 7   | 3.5  | 4  | 0  | 2  | 1  | 1   | 0   | 9   | 4.5  |  |
| 24             | Mayer, Matthew     | 3-0   | 30  | 10.0 | 3-10   | .300 | 2-3     | .667 | 0-0     | .000  | 1        | 3   | 4   | 1.3  | 4  | 0  | 4  | 3  | 1   | 3   | 8   | 2.7  |  |
| 13             | Moffatt, Jackson   | 1-0   | 3   | 3.0  | 0-2    | .000 | 0-2     | .000 | 0-0     | .000  | 0        | 1   | 1   | 1.0  | 0  | 0  | 0  | 0  | 0   | 0   | 0   | 0.0  |  |
| 15             | Okeke, Obim        | 1-0   | 4   | 4.0  | 0-1    | .000 | 0-1     | .000 | 0-0     | .000  | 0        | 2   | 2   | 2.0  | 0  | 0  | 2  | 0  | 0   | 1   | 0   | 0.0  |  |
| Team           |                    |       |     |      |        |      |         |      |         |       | 5        | 1   | 6   |      |    |    |    |    |     |     |     |      |  |
| Total.....     |                    | 3     | 600 |      | 88-197 | .447 | 32-77   | .416 | 33-50   | .660  | 41       | 78  | 119 | 39.7 | 46 | 0  | 56 | 42 | 13  | 28  | 241 | 80.3 |  |
| Opponents..... |                    | 3     | 600 |      | 72-175 | .411 | 17-55   | .309 | 30-48   | .625  | 22       | 73  | 95  | 31.7 | 51 | 0  | 39 | 53 | 23  | 21  | 191 | 63.7 |  |

| TEAM STATISTICS        | BU     | OPP    | Date                | Opponent         | Score    | Att. |
|------------------------|--------|--------|---------------------|------------------|----------|------|
| SCORING                | 241    | 191    | 11/05/19            | CENTRAL ARKANSAS | w 105-61 | 8805 |
| Points per game        | 80.3   | 63.7   | 11/08/19            | vs Washington    | L 64-67  | 5117 |
| Scoring margin         | +16.7  | -      | 11/15/19            | TEXAS ST.        | w 72-63  | 7640 |
| FIELD GOALS-ATT        | 88-197 | 72-175 | * - Conference game |                  |          |      |
| Field goal pct         | .447   | .411   |                     |                  |          |      |
| 3 POINT FG-ATT         | 32-77  | 17-55  |                     |                  |          |      |
| 3-point FG pct         | .416   | .309   |                     |                  |          |      |
| 3-pt FG made per game  | 10.7   | 5.7    |                     |                  |          |      |
| FREE THROWS-ATT        | 33-50  | 30-48  |                     |                  |          |      |
| Free throw pct         | .660   | .625   |                     |                  |          |      |
| F-Throws made per game | 11.0   | 10.0   |                     |                  |          |      |
| REBOUNDS               | 119    | 95     |                     |                  |          |      |
| Rebounds per game      | 39.7   | 31.7   |                     |                  |          |      |
| Rebounding margin      | +8.0   | -      |                     |                  |          |      |
| ASSISTS                | 56     | 39     |                     |                  |          |      |
| Assists per game       | 18.7   | 13.0   |                     |                  |          |      |
| TURNOVERS              | 42     | 53     |                     |                  |          |      |
| Turnovers per game     | 14.0   | 17.7   |                     |                  |          |      |
| Turnover margin        | +3.7   | -      |                     |                  |          |      |
| Assist/turnover ratio  | 1.3    | 0.7    |                     |                  |          |      |
| STEALS                 | 28     | 21     |                     |                  |          |      |
| Steals per game        | 9.3    | 7.0    |                     |                  |          |      |
| BLOCKS                 | 13     | 23     |                     |                  |          |      |
| Blocks per game        | 4.3    | 7.7    |                     |                  |          |      |
| ATTENDANCE             | 16445  | 5117   |                     |                  |          |      |
| Home games-Avg/Game    | 2-8222 | 0-0    |                     |                  |          |      |
| Neutral site-Avg/Game  | -      | 1-5117 |                     |                  |          |      |

| Score by Periods | 1st | 2nd | Totals |
|------------------|-----|-----|--------|
| Baylor           | 114 | 127 | 241    |
| Opponents        | 86  | 105 | 191    |

# GAME 1 - #18 BAYLOR 107, CENTRAL ARKANSAS 61



Official Basketball Box Score -- Game Totals -- Final Statistics  
 Central Arkansas vs Baylor  
 11/05/19 11:00 a.m. at Ferrell Center (Waco, Texas)



## Central Arkansas 61 • 0-1

| #               | Player           | Total  |        |           | 3-Ptr  |        |        | Rebounds |       |       | PF                 | TP | A | TO | Blk | Stl | Min |
|-----------------|------------------|--------|--------|-----------|--------|--------|--------|----------|-------|-------|--------------------|----|---|----|-----|-----|-----|
|                 |                  | FG-FGA | FG-FGA | FT-FTA    | FG-FGA | FG-FGA | FT-FTA | Off      | Def   | Tot   |                    |    |   |    |     |     |     |
| 00              | Shittu, SK       | f      | 1-5    | 0-1       | 0-2    | 1      | 2      | 3        | 4     | 2     | 0                  | 0  | 0 | 0  | 1   | 12  |     |
| 15              | Koval, Hayden    | c      | 3-8    | 1-3       | 5-7    | 0      | 3      | 3        | 2     | 12    | 3                  | 0  | 3 | 1  | 31  |     |     |
| 01              | Bergersen, Rylan | g      | 7-14   | 1-5       | 2-3    | 1      | 5      | 6        | 1     | 17    | 2                  | 2  | 0 | 0  | 34  |     |     |
| 13              | Kayouloud, Eddy  | g      | 5-10   | 0-1       | 3-3    | 1      | 1      | 2        | 2     | 13    | 1                  | 4  | 0 | 1  | 31  |     |     |
| 55              | Jones, DeAndre   | g      | 3-7    | 1-4       | 2-3    | 0      | 0      | 0        | 4     | 9     | 2                  | 4  | 0 | 0  | 22  |     |     |
| 02              | McDaniel, Lewis  | g      | 0-2    | 0-2       | 0-4    | 0      | 1      | 1        | 1     | 0     | 1                  | 4  | 0 | 1  | 11  |     |     |
| 03              | Weidenaar, Aaron | g      | 0-3    | 0-2       | 0-0    | 0      | 0      | 0        | 0     | 0     | 1                  | 0  | 0 | 0  | 9   |     |     |
| 05              | Olowokere, Masai | g      | 0-2    | 0-1       | 0-0    | 2      | 1      | 3        | 0     | 0     | 0                  | 0  | 0 | 0  | 9   |     |     |
| 14              | Cooper, Collin   | g      | 1-4    | 1-3       | 0-0    | 0      | 1      | 1        | 2     | 3     | 0                  | 1  | 0 | 1  | 18  |     |     |
| 24              | Chatham, Jared   | g      | 1-2    | 0-0       | 1-2    | 0      | 0      | 0        | 2     | 3     | 0                  | 1  | 0 | 0  | 8   |     |     |
| 34              | Baker, Jaxson    | g      | 1-4    | 0-1       | 0-0    | 1      | 3      | 4        | 1     | 2     | 1                  | 0  | 2 | 0  | 13  |     |     |
| 35              | Vanover, Brandon | g      | 0-0    | 0-0       | 0-0    | 0      | 0      | 0        | 0     | 0     | 0                  | 0  | 0 | 0  | 2   |     |     |
| Team            |                  |        |        |           |        | 2      | 5      | 7        |       |       |                    |    |   |    |     |     |     |
| Totals          |                  |        | 22-61  | 4-23      | 13-24  | 8      | 22     | 30       | 19    | 61    | 11                 | 15 | 6 | 5  | 200 |     |     |
| FG % 1st Half:  |                  | 10-28  | 35.7%  | 2nd half: | 12-33  | 36.4%  | Game:  |          | 22-61 | 36.1% | Deadball Rebounds: |    |   |    |     |     |     |
| 3FG % 1st Half: |                  | 2-10   | 20.0%  | 2nd half: | 2-13   | 15.4%  | Game:  |          | 4-23  | 17.4% | 4.1                |    |   |    |     |     |     |
| FT % 1st Half:  |                  | 10-18  | 55.6%  | 2nd half: | 3-6    | 50.0%  | Game:  |          | 13-24 | 54.2% |                    |    |   |    |     |     |     |

## Baylor 105 • 1-0 #16/18

| #               | Player             | Total  |        |           | 3-Ptr  |        |        | Rebounds |       |       | PF                 | TP | A | TO | Blk | Stl | Min |
|-----------------|--------------------|--------|--------|-----------|--------|--------|--------|----------|-------|-------|--------------------|----|---|----|-----|-----|-----|
|                 |                    | FG-FGA | FG-FGA | FT-FTA    | FG-FGA | FG-FGA | FT-FTA | Off      | Def   | Tot   |                    |    |   |    |     |     |     |
| 25              | Clark, Tristan     | f      | 1-3    | 0-1       | 1-2    | 1      | 3      | 4        | 4     | 3     | 2                  | 3  | 0 | 0  | 16  |     |     |
| 33              | Gillespie, Freddie | f      | 6-7    | 0-0       | 2-2    | 4      | 3      | 7        | 1     | 14    | 2                  | 0  | 1 | 0  | 26  |     |     |
| 12              | Butler, Jared      | g      | 10-14  | 8-12      | 2-2    | 0      | 4      | 4        | 1     | 30    | 5                  | 2  | 0 | 2  | 28  |     |     |
| 31              | Teague, MaCio      | g      | 7-12   | 4-6       | 0-0    | 1      | 9      | 10       | 2     | 18    | 3                  | 3  | 0 | 1  | 29  |     |     |
| 45              | Mitchell, Davion   | g      | 3-6    | 1-4       | 0-3    | 0      | 1      | 1        | 3     | 7     | 5                  | 1  | 0 | 1  | 24  |     |     |
| 00              | Thamba, Flo        | g      | 2-2    | 0-0       | 1-1    | 3      | 2      | 5        | 2     | 4     | 2                  | 1  | 1 | 0  | 11  |     |     |
| 02              | Bandoo, Devonte    | g      | 6-10   | 3-4       | 0-0    | 1      | 6      | 7        | 2     | 15    | 3                  | 3  | 0 | 1  | 26  |     |     |
| 11              | Vital, Mark        | g      | 2-7    | 0-1       | 2-4    | 1      | 4      | 5        | 4     | 6     | 1                  | 1  | 0 | 0  | 19  |     |     |
| 13              | Moffatt, Jackson   | g      | 0-2    | 0-2       | 0-0    | 0      | 1      | 1        | 0     | 0     | 0                  | 0  | 0 | 0  | 3   |     |     |
| 05              | Okeke, Obim        | g      | 0-1    | 0-1       | 0-0    | 0      | 2      | 2        | 0     | 0     | 2                  | 0  | 0 | 1  | 4   |     |     |
| 24              | Mayer, Matthew     | g      | 3-7    | 2-2       | 0-0    | 0      | 2      | 2        | 1     | 8     | 0                  | 0  | 0 | 0  | 14  |     |     |
| Team            |                    |        |        |           |        | 2      | 1      | 3        |       |       |                    |    |   |    |     |     |     |
| Totals          |                    |        | 40-71  | 18-33     | 7-14   | 13     | 38     | 51       | 20    | 105   | 25                 | 14 | 2 | 6  | 200 |     |     |
| FG % 1st Half:  |                    | 19-33  | 57.6%  | 2nd half: | 21-38  | 55.3%  | Game:  |          | 40-71 | 56.3% | Deadball Rebounds: |    |   |    |     |     |     |
| 3FG % 1st Half: |                    | 9-15   | 60.0%  | 2nd half: | 9-18   | 50.0%  | Game:  |          | 18-33 | 54.5% | 2                  |    |   |    |     |     |     |
| FT % 1st Half:  |                    | 6-9    | 66.7%  | 2nd half: | 1-5    | 20.0%  | Game:  |          | 7-14  | 50.0% |                    |    |   |    |     |     |     |

Officials: R - Tom Eades U - Tyler Kumpf, Tommy Short  
 Technical fouls: Central Arkansas-None, Baylor-None  
 Attendance: 8805  
 \*I'm Going to College\* Day at the Ferrell Center.

| Score by periods | 1st | 2nd | Total |
|------------------|-----|-----|-------|
| Central Arkansas | 32  | 29  | 61    |
| Baylor           | 53  | 52  | 105   |

| Points | In    | Off | 2nd    | Fast  | Bench |
|--------|-------|-----|--------|-------|-------|
| UCA    | Paint | T/O | Chance | Break |       |
| BU     | 26    | 13  | 6      | 0     | 8     |
| BU     | 40    | 21  | 21     | 10    | 33    |

Last FG - UCA 2nd-03:33, BU 2nd-00:34.  
 Largest lead - UCA None, BU by 44 2nd-00:34.  
 UCA led for 00:00, BU led for 39:35, Game was tied for 00:25.

Score tied - 0 times.  
 Lead changed - 0 times.

# GAME 2 - WASHINGTON 67, #18 BAYLOR 64



Official Basketball Box Score -- Game Totals -- Final Statistics  
 Washington vs Baylor  
 11/08/19 5:30 pm at Alaska Airlines Center - Anchorage, AK



## Washington 67 • 1-0

| #               | Player          | Total  |        |           | 3-Ptr  |        |        | Rebounds |       |       | PF                 | TP | A  | TO | Blk | Stl | Min |
|-----------------|-----------------|--------|--------|-----------|--------|--------|--------|----------|-------|-------|--------------------|----|----|----|-----|-----|-----|
|                 |                 | FG-FGA | FG-FGA | FT-FTA    | FG-FGA | FG-FGA | FT-FTA | Off      | Def   | Tot   |                    |    |    |    |     |     |     |
| 04              | McDaniels,Jaden | f      | 5-10   | 1-2       | 7-8    | 1      | 7      | 8        | 3     | 18    | 3                  | 4  | 4  | 1  | 33  |     |     |
| 13              | Wright,Hameir   | f      | 2-5    | 2-3       | 0-0    | 0      | 4      | 4        | 4     | 6     | 1                  | 4  | 4  | 1  | 29  |     |     |
| 33              | Stewart,Isaiah  | f      | 7-13   | 0-1       | 1-1    | 3      | 4      | 7        | 3     | 15    | 2                  | 3  | 1  | 0  | 36  |     |     |
| 11              | Carter,Nahziah  | g      | 8-15   | 4-6       | 3-6    | 1      | 6      | 7        | 2     | 23    | 0                  | 4  | 1  | 3  | 38  |     |     |
| 55              | Green,Quade     | g      | 1-7    | 0-2       | 0-0    | 0      | 1      | 1        | 2     | 2     | 9                  | 3  | 0  | 0  | 32  |     |     |
| 01              | Roberts,Nate    | g      | 0-0    | 0-0       | 0-0    | 0      | 0      | 0        | 0     | 0     | 0                  | 0  | 0  | 0  | 0+  |     |     |
| 05              | Bey,Jamal       | g      | 1-3    | 0-1       | 1-2    | 0      | 1      | 1        | 0     | 3     | 2                  | 1  | 1  | 2  | 19  |     |     |
| 10              | Hardy,Elijah    | g      | 0-0    | 0-0       | 0-0    | 0      | 1      | 1        | 1     | 0     | 0                  | 1  | 0  | 1  | 11  |     |     |
| 14              | Timmins,Sam     | g      | 0-0    | 0-0       | 0-0    | 0      | 0      | 0        | 0     | 0     | 0                  | 0  | 0  | 0  | 2   |     |     |
| Team            |                 |        |        |           |        | 0      | 5      | 5        |       |       |                    |    |    |    |     |     |     |
| Totals          |                 |        | 24-53  | 7-15      | 12-17  | 5      | 29     | 34       | 15    | 67    | 17                 | 20 | 11 | 8  | 200 |     |     |
| FG % 1st Half:  |                 | 10-25  | 40.0%  | 2nd half: | 14-28  | 50.0%  | Game:  |          | 24-53 | 45.3% | Deadball Rebounds: |    |    |    |     |     |     |
| 3FG % 1st Half: |                 | 4-8    | 50.0%  | 2nd half: | 3-7    | 42.9%  | Game:  |          | 7-15  | 46.7% |                    |    |    |    |     |     |     |
| FT % 1st Half:  |                 | 0-0    | 0.0%   | 2nd half: | 12-17  | 70.6%  | Game:  |          | 12-17 | 70.6% |                    |    |    |    |     |     |     |

## Baylor 64 • 1-1

| #               | Player             | Total  |        |           | 3-Ptr  |        |        | Rebounds |       |       | PF                 | TP | A | TO | Blk | Stl | Min |
|-----------------|--------------------|--------|--------|-----------|--------|--------|--------|----------|-------|-------|--------------------|----|---|----|-----|-----|-----|
|                 |                    | FG-FGA | FG-FGA | FT-FTA    | FG-FGA | FG-FGA | FT-FTA | Off      | Def   | Tot   |                    |    |   |    |     |     |     |
| 25              | Clark, Tristan     | f      | 3-14   | 0-0       | 1-2    | 1      | 5      | 6        | 3     | 7     | 1                  | 3  | 0 | 0  | 29  |     |     |
| 33              | Gillespie, Freddie | f      | 4-11   | 0-0       | 3-3    | 5      | 5      | 10       | 4     | 11    | 1                  | 1  | 3 | 4  | 28  |     |     |
| 12              | Butler, Jared      | g      | 6-9    | 4-6       | 2-2    | 0      | 3      | 3        | 2     | 18    | 4                  | 4  | 0 | 0  | 35  |     |     |
| 31              | Teague, MaCio      | g      | 3-8    | 1-6       | 1-2    | 1      | 4      | 5        | 1     | 8     | 5                  | 3  | 0 | 1  | 30  |     |     |
| 45              | Mitchell, Davion   | g      | 1-5    | 1-3       | 0-0    | 0      | 1      | 1        | 1     | 3     | 4                  | 3  | 0 | 1  | 30  |     |     |
| 02              | Bandoo, Devonte    | g      | 3-7    | 2-5       | 1-1    | 0      | 3      | 3        | 0     | 9     | 3                  | 2  | 0 | 0  | 23  |     |     |
| 11              | Vital, Mark        | g      | 3-10   | 0-0       | 2-2    | 2      | 1      | 3        | 3     | 8     | 1                  | 0  | 1 | 1  | 23  |     |     |
| 24              | Mayer, Matthew     | g      | 0-1    | 0-1       | 0-0    | 0      | 0      | 0        | 2     | 0     | 0                  | 0  | 0 | 0  | 2   |     |     |
| Team            |                    |        |        |           |        | 3      | 0      | 3        |       |       |                    |    |   |    |     |     |     |
| Totals          |                    |        | 23-65  | 8-21      | 10-12  | 12     | 22     | 34       | 16    | 64    | 19                 | 16 | 4 | 7  | 200 |     |     |
| FG % 1st Half:  |                    | 11-33  | 33.3%  | 2nd half: | 12-32  | 37.5%  | Game:  |          | 23-65 | 35.4% | Deadball Rebounds: |    |   |    |     |     |     |
| 3FG % 1st Half: |                    | 5-13   | 38.5%  | 2nd half: | 3-8    | 37.5%  | Game:  |          | 8-21  | 38.1% |                    |    |   |    |     |     |     |
| FT % 1st Half:  |                    | 4-4    | 100.0% | 2nd half: | 6-8    | 75.0%  | Game:  |          | 10-12 | 83.3% |                    |    |   |    |     |     |     |

Officials: Marques Pettigrew, Nate Harris, Gerry Pollard  
 Technical fouls: Washington-TEAM, Baylor-None.  
 Attendance: 5117  
 ESPN Armed Forces Classic  
 Baylor ranked #16 AP/#18 Coaches

| Score by periods | 1st | 2nd | Total |
|------------------|-----|-----|-------|
| Washington       | 24  | 43  | 67    |
| Baylor           | 31  | 33  | 64    |

| Points | In    | Off | 2nd    | Fast  | Bench |
|--------|-------|-----|--------|-------|-------|
| UW     | Paint | T/O | Chance | Break |       |
| BU     | 30    | 12  | 4      | 2     | 3     |
| BU     | 14    | 17  | 2      | 4     | 17    |

Last FG - UW 2nd-00:29, BU 2nd-06:33.  
 Largest lead - UW by 3 2nd-00:15, BU by 13 2nd-09:40.  
 UW led for 01:42, BU led for 36:27, Game was tied for 01:51.

Score tied - 1 time.  
 Lead changed - 3 times.

# GAME 3 - #24 BAYLOR 72, TEXAS STATE 63



Official Basketball Box Score -- Game Totals -- Final Statistics  
 Texas St. vs Baylor  
 11/15/19 8:00 pm at Ferrell Center (Waco, Texas)



## Texas St. 63 • 2-2,0-0 Sun Belt

| #  | Player           | Total  |        |        | 3-Ptr  |        |        | Rebounds |     |     | PF | TP | A | TO | Blk | Stl | Min |
|----|------------------|--------|--------|--------|--------|--------|--------|----------|-----|-----|----|----|---|----|-----|-----|-----|
|    |                  | FG-FGA | FG-FGA | FT-FTA | FG-FGA | FG-FGA | FT-FTA | Off      | Def | Tot |    |    |   |    |     |     |     |
| 01 | Isiah Small      | f      | 3-8    | 0-1    | 0-0    | 4      | 8      | 12       | 2   | 6   | 1  | 0  | 0 | 0  | 28  |     |     |
| 45 | Eric Terry       | f      | 1-2    | 0-0    | 0-0    | 0      | 2      | 2        | 4   | 2   | 1  | 3  | 3 | 2  | 24  |     |     |
| 00 | Deshawn Davidson | g      | 2-4    | 0-0    | 0-0    | 0      | 0      | 0        | 2   | 4   | 0  | 0  | 0 | 0  | 8   |     |     |
| 12 | Mason Harrell    | g      | 1-5    | 0-2    | 2-4    | 1      | 4      | 5        | 1   | 4   | 2  | 3  | 0 | 1  | 20  |     |     |
| 22 | Nijal Pearson    | g      | 8-19   | 4-8    | 0-0    | 1      | 5      | 6        | 1   | 20  | 1  | 5  | 1 | 0  | 35  |     |     |
| 02 | Caleb Asberry    | g      | 5-8    | 2-5    | 0-0    | 1      | 1      | 2        | 1   | 12  | 2  | 1  | 0 | 0  | 20  |     |     |
| 04 | Shelby Adams     | g      | 0-3    | 0-1    | 0-0    | 0      | 0      | 0        | 0   | 0   | 0  | 0  | 0 | 0  | 5   |     |     |
| 05 | Marlin Davis     | g      | 4-7    | 0-0    | 3-3    | 0      | 1      | 1        | 3   | 11  | 3  | 3  | 1 | 4  | 32  |     |     |
| 14 | Quentin Scott    | g      | 0-0    | 0-0    | 0-0    | 0      | 0      | 0        | 1   | 0   | 0  | 0  | 0 | 0  | 12  |     |     |
| 25 | Alonzo Sule      |        |        |        |        |        |        |          |     |     |    |    |   |    |     |     |     |

**THE LAST TIME ...**

**THE LAST TIME A BAYLOR TEAM...**

|   |  |
|---|--|
| Scored 110 Points.....  | 118 vs. Savannah State (12/17/17)  |
| Scored 100 Points.....  | 105 vs. Central Arkansas (11/5/19)                                       |
| Scored 90 Points.....   | 105 vs. Central Arkansas (11/5/19)                                       |
| Scored Fewer than 50 Points.....                                | 44 at Kansas (11/14/13)  |
| Won by 40 Points.....   | 44 vs. Central Arkansas (11/5/19)  |
| Won by 30 Points.....   | 44 vs. Central Arkansas (11/5/19)  |
| Shot 65 pct from floor.....                                     | 66.1 (41-62) vs. Texas Southern (12/14/17)                               |
| Shot 60 pct from floor.....                                     | 60.8 (31-51) vs. PVAMU (11/12/18)  |
| Shot less than 30 pct from floor.....                           | 29.8 (17-57) at TCU (1/10/15)  |
| Shot 65 pct from 3FG.....                                       | 70.6 (12-17) vs. Central Arkansas (11/10/17)                             |
| Shot 60 pct from 3FG.....                                       | 60.0 (15-25) at Oklahoma State (1/14/19)                                 |
| Shot less than 15 pct from 3FG.....                             | 111 (2-18) vs. Ole Miss (11/23/18)                                       |
| Shot less than 10 pct from 3FG.....                             | .083 (1-12) vs. TCU (1/2/18)   |
| Made 15 3-point field goals.....                                | 18 vs. Central Arkansas (11/5/19)  |
| Failed to make a 3FG.....                                       | 0-8 at Texas Tech (2/21/90)  |
| Shot 95 pct from FT line.....                                   | 100.0 (9-9) at Oklahoma State (2/6/18)                                   |
| Shot 90 pct from FT line.....                                   | 100.0 (9-9) at Oklahoma State (2/6/18)                                   |
| Shot less than 40 pct from FT line.....                         | 27.3 (3-11) vs. Texas Southern (11/6/18)                                 |
| Had 60 Rebounds.....  | 60 vs. Huston-Tillotson (1/21/15)  |
| Had 55 Rebounds.....  | 58 vs. Savannah State (12/17/17)   |
| Had 50 Rebounds.....  | 51 vs. Central Arkansas (11/5/19)  |
| Had 20 Offensive Rebounds.....                                  | 26 vs. Kansas (11/12/19)   |
| Had 40 Defensive Rebounds.....                                  | 43 vs. Savannah State (12/17/17)   |
| Had 35 Assists.....   | 40 vs. Hardin-Simmons (12/16/15)   |
| Had 30 Assists.....   | 32 vs. Savannah State (12/17/17)   |
| Had 25 Assists.....   | 25 vs. Central Arkansas (11/5/19)  |
| Had 25 Turnovers.....   | 29 at West Virginia (1/10/17)  |
| Had 20 Turnovers.....   | 20 at Arizona (12/15/18)   |
| Had fewer than 5 Turnovers.....                                 | 4 at West Virginia (2/22/14)   |
| Had 16 Steals.....  | 16 vs. Savannah State (11/23/15)   |
| Had 15 Steals.....  | 15 vs. Texas State (11/15/19)  |
| Had 12 Steals.....  | 15 vs. Texas State (11/15/19)  |
| Had 12 Blocked Shots.....                                       | 12 vs. New Orleans (12/29/18)  |
| Had 10 Blocked Shots.....                                       | 10 vs. TCU (2/2/19)  |
| Had no Blocked Shots.....                                       | at West Virginia (1/21/19)   |
| Had two 20-point scorers.....                                   | Mario Kegler (23), Devonte Bando (22) vs. West Virginia (2/13/19)        |
| Had two 25-point scorers.....                                   | Jo Lual-Acuil Jr. (31), Manu Lecomte (25) vs. Savannah State (12/17/17)  |
| Had seven double-figure scorers.....                            | vs. Long Beach State (3/20/13)   |
| Had six double-figure scorers.....                              | vs. Kansas State (1/22/18)   |
| Had five double-figure scorers.....                             | vs. Texas State (11/15/19)   |
| Had all five starters score in double figures.....              | vs. Randall (12/9/17)  |
| Had all five starters score 15+ points.....                     | vs. Central Arkansas (11/10/17)  |
| Had no players score in double figures.....                     | vs. Texas A&M (3/5/08)   |
| Had no starters score in double figures.....                    | at Kansas State (3/31/18)  |
| Had four players score 15+ points.....                          | vs. PVAMU (11/12/18)   |
| Had five players score 15+ points.....                          | vs. Central Arkansas (11/10/17)  |
| Had four players score 18+ points.....                          | vs. Savannah State (12/17/17)  |
| Had four players with 5+ assists.....                           | vs. Savannah State (12/17/17)  |
| Had two double-doubles.....                                     | Mario Kegler (23p/10r), Mark Vital (15p/14r) vs. West Virginia (2/23/19) |
| Had two double-figure rebounders.....                           | Mark Vital (14), Mario Kegler (10) vs. West Virginia (2/23/19)           |
| Scored 50-plus points in first half.....                        | 53 vs. Central Arkansas (11/5/19)  |
| Scored 50-plus points in second half.....                       | 52 vs. Central Arkansas (11/5/19)  |
| Scored 50-plus points in both halves.....                       | vs. Central Arkansas (11/5/19)   |
| Scored 60-plus points in first half.....                        | 61 vs. Savannah State (12/17/17)   |
| Scored 60-plus points in second half.....                       | 60 at Iowa State (1/9/16)  |
| Scored fewer than 20 points in 1st half.....                    | 15 at Wichita State (12/1/18)  |
| Scored 20 points or fewer in 1st half.....                      | 20 at Arizona (12/15/18)   |
| Scored 20 points or fewer in 2nd half.....                      | 20 at Texas Tech (2/17/15)   |
| Overcame a 20-point deficit to win.....                         | vs. Louisville, trailed 32-10, won 66-63 (11/25/16)                      |
| Overcame a 15-pt deficit with less than 10 min left to win..... | vs. Texas, trailed 55-36, won 84-83 (2/27/19)                            |
| Overcame a 20-point deficit.....                                | vs. Mississippi State, trailed 40-20 (3/18/18)                           |
| Overcame a 15-point halftime deficit to win.....                | vs. Louisville, trailed 39-24, won 66-63 (11/25/16)                      |
| Overcame a 10-point halftime deficit to win.....                | vs. Texas, trailed 40-29, won 84-83 (2/27/19)                            |
| Failed to make a 3FG.....                                       | vs. Texas Tech, 0-8 (2/20/90)  |
| Won an OT game.....   | 84-83 vs. Texas (2/27/19)  |
| Lost an OT game.....  | 78-81 vs. TCU (1/2/18)   |
| Won a 2OT game.....   | 74-73 at Texas (2/12/18)   |
| Lost a 2OT game.....  | 84-91 to Colorado (3/13/08)  |
| Won a 3OT game.....   | Never  |
| Lost a 3OT game.....  | 93-97 at SMU (1/9/88)  |
| Won a 4OT game.....   | 96-95 vs. North Texas (12/17/88)   |
| Lost a 4OT game.....  | Never  |
| Won a 5OT game.....   | 116-110 at Texas A&M (1/23/08)   |
| Lost a 5OT game.....  | Never  |

**THE LAST TIME A BAYLOR PLAYER...**

|   |   |
|---|---|
| Recorded a Triple-Double (Pts/Reb/Ast).....       | Kenny Chery (20/10/12) vs. Kansas State (2/15/14)             |
| Recorded a Triple-Double (Pts/Reb/Blk).....       | Ekpe Udoh (18/17/10) vs. Morgan State (1/6/10)                |
| Recorded a Double-Double Off the Bench.....       | Terry Maston (12p/10r) vs. TAMU-CC (11/13/17)                 |
| Recorded a Double-Double Before Halftime.....     | King McClure (12p/10r) vs. George Mason (11/24/18)            |
| Scored 35 Points.....                             | Makai Mason (40) vs. TCU (2/2/19)                             |
| Scored 30 Points.....                             | Jared Butler (30) vs. Central Arkansas (11/5/19)              |
| Scored 30 Points in a Road Game.....              | Jared Butler (31) at Kansas (3/9/19)                          |
| Scored 20 Points in a 1st Half.....               | King McClure (20) at Oklahoma State (11/14/19)                |
| Scored 25 Points in a 2nd Half.....               | Makai Mason (27) vs. TCU (2/2/19)                             |
| Scored 20 Points in a 2nd Half.....               | Jared Butler (23) at Kansas (3/9/19)                          |
| Scored 30 Points off the Bench.....               | Nuni Omot (30) at Kansas State (3/3/18)                       |
| Scored 25 Points off the Bench.....               | Terry Maston (26) vs. Mississippi State (3/18/18)             |
| Scored 20 Points off the Bench.....               | Devonte Bando (22) vs. West Virginia (2/23/19)                |
| Made 5+ 3-pointers in a 1st Half.....             | King McClure (6-7) at Oklahoma State (11/14/19)               |
| Made 5+ 3-pointers in a 2nd Half.....             | Makai Mason (6-8) vs. TCU (2/2/19)                            |
| Had 20 Rebounds.....                              | Jo Lual-Acuil Jr. (20) vs. Savannah State (12/17/17)          |
| Had 15 Rebounds.....                              | Mark Vital (17) at Arizona (12/15/18)                         |
| Had 8+ Offensive Rebounds.....                    | Mark Vital (9) at Arizona (12/15/18)                          |
| Had 9+ Offensive Rebounds.....                    | Mark Vital (8) vs. Kansas (11/12/19)                          |
| Had 12 Rebounds in a Half.....                    | Johnathan Motley (14 in 2nd half) vs. Texas (1/17/17)         |
| Had 10 Rebounds in a Half.....                    | King McClure (10 in 1st half) vs. George Mason (11/24/18)     |
| Had 10 Assists.....                               | Tyson Jolly (10) vs. Randall (12/9/17)                        |
| Had 10+ Assists and 0 Turnovers.....              | Jake Lindsey (11 AST/0 TO) vs. Kansas State (3/9/17)          |
| Had 5 Blocked Shots.....                          | Tristan Clark (5) vs. New Orleans (12/29/18)                  |
| Had 6 Blocked Shots.....                          | Tristan Clark (6) vs. South Dakota (11/27/18)                 |
| Had 7 Blocked Shots.....                          | Jo Lual-Acuil Jr. (7) vs. Oklahoma (2/21/17)                  |
| Had 5 Steals.....                                 | King McClure (5) vs. Oregon (12/21/18)                        |
| Had 6 Steals.....                                 | Lester Medford (7) vs. Savannah State (11/23/15)              |
| Played 45+ Minutes.....                           | Jo Lual-Acuil Jr. (48) & Manu Lecomte (46) at Texas (2/12/18) |
| Made a Game-Winning Shot.....                     | Terry Maston (2FG) vs. Texas Tech, 59-57 (2/17/18)            |
| Made a Game-Winning Shot in Final 10 Seconds..... | Jo Lual-Acuil Jr. (Dunk) at Texas, 74-73 2ot (2/12/18)        |
| Made a Game-Winning Shot at Buzzer.....           | Lester Medford (3FG) at Texas Tech, 63-60 (1/16/16)           |
| Made a Game-Winning FT in Final 10 Seconds.....   | Mario Kegler vs. Texas, 84-83 OT (2/29/19)                    |

**THE LAST TIME A BAYLOR OPPONENT...**

|  |  |
|--|--|
| Scored 100 Points.....                     | 102 at Kansas (1/2/16)   |
| Scored 90 Points.....                      | 90 vs. Kansas State (1/22/18)  |
| Scored Fewer than 50 Points at Home.....   | 47 at Oklahoma (1/28/19)   |
| Scored Fewer than 50 Points.....           | 47 at Oklahoma (1/28/19)   |
| Scored Fewer than 40 Points.....           | 39 vs. McNeese State (11/14/14)  |
| Won by 30 Points.....                      | 40 at Oklahoma (1/20/07)   |
| Shot 65 pct from floor.....                | 66.1 (39-59) at Oklahoma (2/26/05)   |
| Shot 60 pct from floor.....                | 62.0 (31-50) vs. Oklahoma (1/23/16)  |
| Shot less than 25 pct from floor.....      | 23.4 (11-47) vs. Prairie View A&M (12/2/15)                                      |
| Shot 55 pct from 3FG.....                  | 55.7 (15-27) vs. Texas (2/27/19)   |
| Shot less than 15 pct from 3FG.....        | 143 (2-14) vs. George Mason (11/24/18)   |
| Made 15 3-point field goals.....           | 15 vs. Texas (2/27/19)   |
| Shot 95 pct from FT line.....              | 95.7 (22-23) at Ole Miss (1/28/17)   |
| Shot less than 50 pct from FT line.....    | 33.3 (2-6) at Arizona (12/15/18)   |
| Had 50 Rebounds.....                       | 62 vs. Wake Forest (Anaheim) (11/30/08)  |
| Had fewer than 20 Rebounds.....            | 18 vs. Oregon (12/21/18)   |
| Had 20 Offensive Rebounds.....             | 20 vs. Wagner (3/13/18)  |
| Had 25 Assists.....                        | 29 vs. Oklahoma (1/23/16)  |
| Had 20 Turnovers.....                      | 20 vs. Washington (11/8/19)  |
| Had fewer than 5 Turnovers.....            | 4 at West Virginia (2/22/14)   |
| Had 13 Steals.....                         | 15 at West Virginia (1/10/17)  |
| Had 12 Steals.....                         | 12 vs. West Virginia (3/9/17)  |
| Had 12+ Blocked Shots.....                 | 13 vs. West Virginia (2/20/18)   |
| Had 10+ Blocked Shots.....                 | 11 vs. Washington (11/8/19)  |
| Had no Blocked Shots.....                  | at Oklahoma State (2/8/17)   |
| Had two 20-point scorers.....              | Barry Brown (34), Dean Wade (24) vs. Kansas State (1/22/18)                      |
| Had three 20-point scorers.....            | Abdel Nader (26), Georges Niang (24), Monte Morris (20) vs. Iowa State (2/16/16) |
| Had five double-figure scorers.....        | vs. PVAMU (11/12/18)   |
| Had four 15+ point scorers.....            | at Texas (2/12/18)   |
| Had two double-figure rebounders.....      | Kenrich Williams (12), Vlad Brodziansky (10) at TCU (1/21/17)                    |
| Scored 50-plus points in 1st half.....     | 51 at Texas A&M (12/19/15)   |
| Scored 50-plus points in 2nd half.....     | 52 at Texas Tech (2/13/17)   |
| Scored 20 points or fewer in 1st half..... | 16 vs. Oregon (12/21/18)   |
| Scored 20 points or fewer in 2nd half..... | 20 vs. Texas (1/6/18)  |
| Failed to make a 3FG.....                  | vs. Oklahoma, 0-12 (2/25/12)   |

**THE LAST TIME A BAYLOR OPPOSING PLAYER**

|                          |  |
|--------------------------|--|
| Scored 30 Points.....    | Brandon Clarke (36) vs. Gonzaga (3/23/19)              |
| Had 20 Rebounds.....     | Jamahl Mosley (20) vs. Colorado (Kansas City) (3/8/01) |
| Had 15 Rebounds.....     | Mohamed Bamba (16) at Texas (2/12/18)                  |
| Had 10 Assists.....      | Courtney Ramey (10) vs. Texas (2/27/19)                |
| Had 8 Turnovers.....     | Trae Young (8) vs. Oklahoma (2/27/18)                  |
| Had 7 Turnovers.....     | Jarrett Culver (7) vs. Texas Tech (1/19/19)            |
| Had 7 Blocked Shots..... | Sagaba Konate (9) vs. West Virginia (2/20/18)          |
| Had 6 Blocked Shots..... | Yor Anei (6) vs. Oklahoma State (3/6/19)               |
| Had 5 Steals.....        | Dedric Lawson (5) vs. Kansas (11/12/19)                |
| Had 6 Steals.....        | Jevon Carter (6) vs. West Virginia (3/9/18)            |

## 2019-20 INDIVIDUAL SUPERLATIVES

| CATEGORY                  | BAYLOR  | OPPONENT  |
|---------------------------|---|---|
| Points Scored             | 30, Jared Butler vs. Central Arkansas (11/5)  | 23, Nahziah Carter vs. Washington (11/8)  |
| Field Goals Made          | 10, Jared Butler vs. Central Arkansas (11/5)  | 8, Nahziah Carter vs. Washington (11/8)<br>8, Nijal Pearson vs. Texas State (11/15) |
| FGs Attempted             | 14, Jared Butler vs. Central Arkansas (11/5)<br>14, Tristan Clark vs. Washington (11/8)   | 19, Nijal Pearson vs. Texas State (11/15)   |
| Highest FG % (min 5 made) | .857 (6-7), Freddie Gillespie vs. Central Arkansas (11/5)   | .625 (5-8), Caleb Asberry vs. Texas State (11/15)                                   |
| 3-Point FGs Made          | 8, Jared Butler vs. Central Arkansas (11/5)   | 4, Nahziah Carter vs. Washington (11/8)<br>4, Nijal Pearson vs. Texas State (11/15) |
| 3-Point FGs Attempted     | 12, Jared Butler vs. Central Arkansas (11/5)  | 8, Nijal Pearson vs. Texas State (11/15)  |
| 3-Point FG % (min 5 att)  | .667 (8-12), Jared Butler vs. Central Arkansas (11/5)<br>.667 (4-6), MaCio Teague vs. Central Arkansas (11/5)<br>.667 (4-6), Jared Butler vs. Washington (11/8) | .667 (4-6), Nahziah Carter vs. Washington (11/8)                                    |
| Free Throws Made          | 4, Davion Mitchell vs. Texas State (11/15)  | 7, Jaden McDaniels vs. Washington (11/8)  |
| Free Throws Attempted     | 7, Davion Mitchell vs. Texas State (11/15)  | 8, Jaden McDaniels vs. Washington (11/8)  |
| Free Throw % (min 7 att)  | .571 (4-7), Davion Mitchell vs. Texas State (11/15)   | .875 (7-8), Jaden McDaniels vs. Washington (11/8)                                   |
| Offensive Rebounds        | 6, Freddie Gillespie vs. Texas State (11/15)  | 4, Isiah Small vs. Texas State (11/15)  |
| Defensive Rebounds        | 9, MaCio Teague vs. Central Arkansas (11/5)   | 8, Isiah Small vs. Texas State (11/15)  |
| Total Rebounds            | 11, Freddie Gillespie vs. Texas State (11/15)   | 12, Isiah Small vs. Texas State (11/15)   |
| Assists                   | 5, Davion Mitchell vs. Central Arkansas (11/5)<br>5, Jared Butler vs. Central Arkansas (11/5)<br>5, MaCio Teague vs. Washington (11/8) & vs. TXST (11/15)       | 9, Quade Green vs. Washington (11/8)  |
| Turnovers                 | 4, Jared Butler vs. Washington (11/8)   | 5, Nijal Pearson vs. Texas State (11/15)  |
| Blocked Shots             | 3, Freddie Gillespie vs. Washington (11/8)  | 4, Jaden McDaniels & Hameir Wright vs. Washington (11/8)                            |
| Steals                    | 4, Freddie Gillespie vs. Washington (11/8)<br>4, Freddie Gillespie vs. Texas State (11/15)  | 4, Marlin Davis vs. Texas State (11/15)   |
| Minutes Played            | 35, Jared Butler vs. Washington (11/8)  | 38, Nahziah Carter vs. Washington (11/8)  |

## 2019-20 TEAM SUPERLATIVES

| BAYLOR HIGH                        | BAYLOR LOW                          | CATEGORY              | OPPONENT HIGH                      | OPPONENT LOW                         |
|------------------------------------|-------------------------------------|-----------------------|------------------------------------|--------------------------------------|
| 105 vs. Central Arkansas (11/5)    | 64 vs. Washington (11/8)            | Points Scored         | 67 vs. Washington (11/8)           | 61 vs. Central Arkansas (11/5)       |
| 53 vs. Central Arkansas (11/5)     | 30 vs. Texas State (11/15)          | Points, 1st Half      | 32 vs. Central Arkansas (11/5)     | 24 vs. Washington (11/8)             |
| 52 vs. Central Arkansas (11/5)     | 33 vs. Washington (11/8)            | Points, 2nd Half      | 43 vs. Washington (11/8)           | 29 vs. Central Arkansas (11/5)       |
| –                                  | –                                   | Points/Overtime       | –                                  | –                                    |
| 40 vs. Central Arkansas (11/5)     | 23 vs. Washington (11/8)            | Field Goals Made      | 26 vs. Texas State (11/15)         | 22 vs. Central Arkansas (11/5)       |
| 71 vs. Central Arkansas (11/5)     | 61 vs. Texas State (11/15)          | Field Goal Attempts   | 61 vs. UCA (11/5) & vs. UW (11/15) | 53 vs. Washington (11/8)             |
| .563 (40-71) vs. UCA (11/5)        | .354 (23-65) vs. Washington (11/8)  | FG Percentage         | .453 (24-53) vs. Washington (11/8) | .361 (22-61) vs. UCA (11/5)          |
| 18 vs. Central Arkansas (11/5)     | 6 vs. Texas State (11/15)           | 3-Point FGs Made      | 7 vs. Washington (11/8)            | 4 vs. Central Arkansas (11/5)        |
| 33 vs. Central Arkansas (11/5)     | 21 vs. Washington (11/8)            | 3-Point FG Attempts   | 23 vs. Central Arkansas (11/5)     | 15 vs. Washington (11/8)             |
| .545 (18-33) vs. UCA (11/5)        | .261 (6-23) vs. Texas State (11/15) | 3-Point FG Percentage | .467 (7-15) vs. Washington (11/8)  | .174 (4-23) vs. UCA (11/5)           |
| 16 vs. Texas State (11/15)         | 7 vs. Central Arkansas (11/5)       | Free Throws Made      | 13 vs. Central Arkansas (11/5)     | 5 vs. Texas State (11/15)            |
| 24 vs. Texas State (11/15)         | 12 vs. Washington (11/8)            | Free Throw Attempts   | 24 vs. Central Arkansas (11/5)     | 7 vs. Texas State (11/15)            |
| .833 (10-12) vs. Washington (11/8) | .500 (7-14) vs. UCA (11/5)          | Free Throw Percentage | .714 (5-7) vs. Texas State (11/15) | .542 (13-24) vs. UCA (11/5)          |
| 16 vs. Texas State (11/15)         | 12 vs. Washington (11/8)            | Offensive Rebounds    | 9 vs. Texas State (11/15)          | 5 vs. Washington (11/8)              |
| 38 vs. Central Arkansas (11/5)     | 18 vs. Texas State (11/15)          | Defensive Rebounds    | 29 vs. Washington (11/8)           | 22 vs. UCA (11/5) & vs. TXST (11/15) |
| 51 vs. Central Arkansas (11/5)     | 34 vs. UW (11/8) & vs. TXST (11/15) | Total Rebounds        | 34 vs. Washington (11/8)           | 30 vs. Central Arkansas (11/5)       |
| 25 vs. Central Arkansas (11/5)     | 12 vs. Texas State (11/15)          | Assists               | 17 vs. Washington (11/8)           | 11 vs. UCA (11/5) & vs. TXST (11/15) |
| 16 vs. Washington (11/8)           | 12 vs. Texas State (11/15)          | Turnovers             | 20 vs. Washington (11/8)           | 15 vs. Central Arkansas (11/5)       |
| 7 vs. Texas State (11/15)          | 2 vs. Central Arkansas (11/5)       | Blocked Shots         | 11 vs. Washington (11/8)           | 6 vs. UCA (11/5) & vs. TXST (11/15)  |
| 15 vs. Texas State (11/15)         | 6 vs. Central Arkansas (11/5)       | Steals                | 8 vs. UW (11/8) & vs. UCA (11/15)  | 5 vs. Central Arkansas (11/5)        |
| 20 vs. Central Arkansas (11/5)     | 10 vs. Texas State (11/15)          | Fouls                 | 19 vs. Central Arkansas (11/5)     | 15 vs. Washington (11/8)             |



2019-20

2-1

BIG 12

0-0

AP

24th

COACHES

23rd

KENPOM

18th

BAYLOR vs. OHIO | GAME 4  
Nov. 21, 2019 (Conway, S.C. / HTC Center)

Baylor Broadcast Notes

0  
2  
5  
11  
12  
13  
15  
24  
25  
31  
33  
45



**Flo Thamba**

F • 6-10 • 245 • So. • Kinshasa, Congo

|     | MIN  | PTS | REB | BLK | FG%  | 3FG% | FT%  |
|-----|------|-----|-----|-----|------|------|------|
| SEA | 10.5 | 4.5 | 3.5 | 0.5 | .750 | .000 | .600 |
| B12 | —    | —   | —   | —   | —    | —    | —    |
| CAR | 10.1 | 1.9 | 2.3 | 0.6 | .558 | .000 | .543 |

- Sophomore big man with 7-foot-6 wingspan, originally from Democratic Republic of the Congo
- Has come off bench in 2 of first 3 games this season, totaling 9 points and 7 rebounds in 21 minutes
- Averaged 11.3 minutes in 20 games after Tristan Clark's injury last yr — averaged 7.6 mpg prior
- Born in Congo, lived in England, France and South Africa, emigrated to United States in 2014
- Averaged 14.0 points, 10.0 rebounds and 1.5 blocks as senior at Mountain Mission School in Grundy, Va.



**Devonte Bando**

G • 6-1 • 185 • Sr. • Mississauga, Ontario

|     | MIN  | PTS  | REB | AST | FG%  | 3FG% | FT%   |
|-----|------|------|-----|-----|------|------|-------|
| SEA | 25.7 | 11.7 | 5.3 | 2.0 | .520 | .462 | 1.000 |
| B12 | —    | —    | —   | —   | —    | —    | —     |
| CAR | 21.5 | 8.7  | 2.5 | 1.4 | .457 | .401 | .913  |

- Canadian JuCo transfer senior guard, made 40% of 3-pointers in first season at BU (11.5 3FG/1gm)
- Led team in bench scoring all 3 games this season — 15 vs. UCA, 9 vs. Washington, 11 vs. TX State
- Big 12's 4th-best 3-point shooter in league play (44%) last yr, made 3-pointer in 16 of 18 Big 12 games
- Scored 10+ points in 9 of last 15 games (11.4 ppg) after doing so in 3 of 19 preceding games
- Scored 1,072 points over 72 games during JuCo career, averaging 14.9 points in 27.1 minutes per game



**Jordan Turner**

G/F • 6-7 • 195 • Fr. • Houston, Texas

|     | MIN | PTS | REB | AST | FG% | 3FG% | FT% |
|-----|-----|-----|-----|-----|-----|------|-----|
| SEA | —   | —   | —   | —   | —   | —    | —   |
| B12 | —   | —   | —   | —   | —   | —    | —   |
| CAR | —   | —   | —   | —   | —   | —    | —   |

- Freshman wing from Houston, attended Sunrise Christian in Bel Aire, Kan. for final 2 prep seasons
- Expected to redshirt during 2019-20 season and participate on practice squad
- Ranked No. 11 recruit in Texas and No. 24 SF nationally in 2019 signing class by ESPN
- Played first two prep seasons at Global Learning Village in Houston
- Twin brother, Jalyn, is freshman on Central Oklahoma basketball squad



**Mark Vital** (VYE-tuhl)

G/F • 6-5 • 230 • R.Jr. • Lake Charles, La.

|     | MIN  | PTS | REB | AST | FG%  | 3FG% | FT%  |
|-----|------|-----|-----|-----|------|------|------|
| SEA | 22.7 | 8.0 | 4.3 | 1.0 | .320 | .250 | .700 |
| B12 | —    | —   | —   | —   | —    | —    | —    |
| CAR | 25.7 | 7.0 | 6.3 | 2.0 | .462 | .167 | .527 |

- Only BU player to start all 34 games last season, has appeared in team-high 62 consecutive games
- Came off bench in first 2 games this season, started 3rd game with Tristan Clark out
- Named HM All-Big 12 and All-Defensive; ranked 7th nationally and led B12 in offensive reb. (3.56/1gm)
- Shooting 68% at foul line (45-66) over last 20 games; shot 48% (73-158) in first 50 collegiate games
- Had career-high 17 points with 8 rebounds in 29 min of 2019 NCAA Tournament 2nd Round vs. Gonzaga



**Jared Butler**

G • 6-3 • 190 • So. • Reserve, La.

|     | MIN  | PTS  | REB | AST | FG%  | 3FG% | FT%   |
|-----|------|------|-----|-----|------|------|-------|
| SEA | 31.0 | 21.0 | 3.3 | 3.3 | .583 | .560 | 1.000 |
| B12 | —    | —    | —   | —   | —    | —    | —     |
| CAR | 27.1 | 11.1 | 3.1 | 2.8 | .416 | .378 | .813  |

- Sophomore guard, started last 23 games; joined started lineup midway through 2018-19 freshman season
- Leads Big 12 in scoring (21.0) & 3FGs made (4.7/1gm), ranks 2nd in 3FG% (.560), 4th in FG% (.583)
- Posted 30 points in season-opener vs. UCA, made 8-of-12 3-pointers (t-6th most in BU history)
- Made 3-pointer in 22 of 23 games since becoming starter, shooting 42% (64-152) on 3FGs
- From same hometown as former Baylor stars Tweety Carter and Rico Gathers



**Jackson Moffatt**

G/F • 6-6 • 210 • R.Fr. • Magnolia, Texas

|     | MIN | PTS | REB | AST | FG%  | 3FG% | FT%  |
|-----|-----|-----|-----|-----|------|------|------|
| SEA | 3.0 | 0.0 | 1.0 | 0.0 | .000 | .000 | .000 |
| B12 | —   | —   | —   | —   | —    | —    | —    |
| CAR | 3.0 | 0.0 | 1.0 | 0.0 | .000 | .000 | .000 |

- Redshirt freshman walk-on wing from Magnolia High School, played on practice squad last season
- Made Baylor debut playing final 3 minutes of season-opener vs. UCA; had 1 rebound
- Scored 2,066 points during prep career, becoming Magnolia's all-time leading scorer
- 3-time first-team All-District 20-5A honoree and 2-time TABC All-Region selection
- Holds MHS record for single-game scoring with 45-point game



**Obim Okeke** (OH-bihm OH-kay-kay)

G • 6-0 • 225 • Sr. • Las Vegas, Nev.

|     | MIN | PTS | REB | AST | FG%  | 3FG% | FT%  |
|-----|-----|-----|-----|-----|------|------|------|
| SEA | 4.0 | 0.0 | 2.0 | 2.0 | .000 | .000 | .000 |
| B12 | —   | —   | —   | —   | —    | —    | —    |
| CAR | 3.4 | 0.8 | 0.4 | 0.3 | .250 | .176 | .000 |

- Senior walk-on guard, played 3 seasons on BU football team, switched to MBB after 2017 FB season
- Played 4 minutes off bench in season-opener vs. UCA, posted 2 assists, 2 rebounds and 1 steal
- Came off bench to play in 9 games last season, totaling 10 points in 32 minutes of action
- Played in 5 football games over 2016-17 seasons as running back and kick returner
- Won 5 state titles at Bishop Gorman HS, 3 in basketball and 2 in football



**Matthew Mayer** (MYE-er)

G/F • 6-9 • 210 • So. • Austin, Texas

|     | MIN  | PTS | REB | AST | FG%  | 3FG% | FT%  |
|-----|------|-----|-----|-----|------|------|------|
| SEA | 10.0 | 2.7 | 1.3 | 1.3 | .300 | .667 | .000 |
| B12 | —    | —   | —   | —   | —    | —    | —    |
| CAR | 11.6 | 4.5 | 1.9 | 0.8 | .329 | .324 | .660 |

- Sophomore wing with length, range and quick release, provides instant offense off bench
- Posted career-high 4 assists and added 3 steals in just 14 minutes off bench Friday vs. Texas State
- Has 5 games with 10+ pts off bench last yr, including 17 at TCU (1/5) and 18 vs. Nicholls State (11/16)
- Scored 17 points (5-of-9 shooting) in just 14 minutes off bench in Big 12 opener at TCU (1/5)
- 4-star recruit from Austin's Westlake High School, ranked among top-100 recruits nationally in 2018 class



**Tristan Clark**

F • 6-10 • 245 • Jr. • San Antonio, Texas

|     | MIN  | PTS | REB | AST | FG%  | 3FG% | FT%  |
|-----|------|-----|-----|-----|------|------|------|
| SEA | 22.5 | 5.0 | 5.0 | 1.5 | .235 | .000 | .500 |
| B12 | —    | —   | —   | —   | —    | —    | —    |
| CAR | 22.8 | 9.0 | 5.0 | 1.0 | .637 | .250 | .655 |

- Strong, skilled junior forward; played 16 minutes in season-opener, first action since Jan. 8 (301 days)
- Led nation with .737 FG pct last year (84-114) until he dropped from minimum 75% of games on Jan. 26
- Missed Friday's game after undergoing a minor, non-operative knee procedure; expected back vs. Ohio
- Double-figure scoring in 11 of 14 games last season after doing so in 10 of 33 games last year
- Career .637 field goal percentage (181-284) is 2nd-best in program history (Josh Lomers .663)



**MaCio Teague** (may-SEE-oh)

G • 6-3 • 195 • R.Jr. • Cincinnati, Ohio

|     | MIN  | PTS  | REB | AST | FG%  | 3FG% | FT%  |
|-----|------|------|-----|-----|------|------|------|
| SEA | 31.0 | 12.7 | 5.7 | 4.3 | .455 | .389 | .500 |
| B12 | —    | —    | —   | —   | —    | —    | —    |
| CAR | 34.5 | 15.9 | 4.5 | 2.7 | .441 | .435 | .872 |

- Redshirt junior guard, sat out 18-19 as transfer from UNC Asheville; played on practice squad
- Made Baylor debut and had 4th career double-double with 18 pts, 10 rebs in season opener vs. UCA
- Has made a 3FG in 28 consecutive games; 11 career games with 5+ 3FGs, 30 games with 3+ 3FGs
- Career .435 3-point shooter, averaging 2.5 made 3s per game (174-of-400 over 70 games)
- Scored 1,078 points over 2 seasons at UNCA, 4th player in Big South history to reach 1k as soph.



**Freddie Gillespie**

F • 6-9 • 245 • R.Sr. • St. Paul, Minn.

|     | MIN  | PTS  | REB | BLK | FG%  | 3FG% | FT%  |
|-----|------|------|-----|-----|------|------|------|
| SEA | 28.0 | 12.0 | 9.3 | 2.0 | .536 | .000 | .667 |
| B12 | —    | —    | —   | —   | —    | —    | —    |
| CAR | 19.3 | 6.0  | 4.9 | 1.2 | .625 | .000 | .561 |

- Former walk-on forward, sat out 2017-18 after transferring from D3 Carleton College in Northfield, Minn.
- Posted double-doubles in each of last 2 games (11p/10r/4s vs. Washington; 11p/11r/4s vs. TXST)
- Big 12 per game ranks: 3rd steals (2.7), 4th blocks (2.0), 5th blocks (9.3), 6th field goal pct. (.536)
- 1 of 4 Big 12 players w/multiple double-doubles this season (Doolittle-OU, Haliburton-ISU, Samuel-TCU)
- Played only 16 minutes during 2015-16 freshman season at Carleton, totaling 4 pts, 7 rebs and 2 blocks



**Davion Mitchell** (DAY-vee-ahn)

G • 6-2 • 195 • RSo. • Hinesville, Ga.

|     | MIN  | PTS | REB | AST | FG%  | 3FG% | FT%  |
|-----|------|-----|-----|-----|------|------|------|
| SEA | 27.3 | 6.0 | 1.7 | 3.0 | .375 | .200 | .400 |
| B12 | —    | —   | —   | —   | —    | —    | —    |
| CAR | 17.9 | 3.9 | 1.2 | 1.9 | .421 | .274 | .610 |

- Lightning quick redshirt sophomore guard, sat out last season after transferring from Auburn
- Has started all 3 games this season after coming off bench in all 34 games at Auburn in 2017-18
- Consensus 4-star recruit, ranked as high as No. 33 nationally in 2017 class by 247Sports
- Played off bench in all 34 games as part of 2018 SEC champion Auburn team that went 26-8
- Teams are 14-1 in games in which he's played 20+ minutes (Auburn 12-0, Baylor 2-1)

Head Coach: Scott Drew (17th season at Baylor)  
Associate Head Coach: Jerome Tang (17th season at Baylor)  
Assistant Coach: Alvin Brooks III (4th season at Baylor)  
Assistant Coach: John Jakus (3rd season at Baylor)

Special Assistant & Director of Player Personnel: Jared Nuness  
Special Assistant to the Head Coach: Bill Peterson  
Director of Basketball Operations: Aditya Malhotra  
Director of Video Operations: Ty Beard  
Athletic Trainer: Dave Snyder  
Strength Coach: Charlie Melton