

GAME 10

12/10/12 **BAYLOR** (9-0, 6-0 BIG 12) at 10/8/9 **OKLAHOMA** (8-1, 5-1 BIG 12)



Nov. 16, 2019 • 6:30 p.m. CT • TV: ABC • Radio: Baylor Sports Network • National Radio: ESPN Radio
Waco, Texas • McLane Stadium (45,140)

MEDIA INFORMATION

TV: ABC / ESPN app

Talent: Chris Fowler (pxp), Kirk Herbstreit (analyst),
Maria Taylor (sideline)

Radio: Baylor Sports Network / ESPN Central Texas

Talent: John Morris (pxp), J.J. Joe (analyst),
Ricky Thompson (sideline)

National Radio: ESPN Radio

Talent: Sean Kelley (pxp), Barrett Jones (analyst),
Ian Fitzsimmons (sideline)

Satellite Radio: Sirius 136 / XM 199 / Internet 953

Live Stats: Baylor.StatBroadcast.com

Twitter: @BUFootball | #SicEm

BAYLOR 9-0, 6-0 Big 12

Ranking 12 — AP, 10 — Coaches, 12 — CFP
Last Game Nov. 9, 2019

win at TCU, 29-23 (3 OT)

Head Coach Matt Rhule (Penn State, '97)

Career Record 45-40 (7th season)

Baylor Record 17-17 (3rd season)

vs. OU 0-2

OKLAHOMA 8-1, 5-1 Big 12

Ranking 10 — AP, 8 — Coaches, 9 — CFP
Last Game Nov. 9, 2019

win vs. Iowa State, 42-41

Head Coach Lincoln Riley (Texas Tech, '06)

Career Record 32-5 (3rd season)

OU Record 21-3 (3rd season)

vs. Baylor 2-0

BAYLOR COACHING STAFF

On the Field

Matt Rhule	Head Coach
Joey McGuire	Associate HC/Defensive Ends
Phil Snow	Defensive Coordinator/Safeties
Shawn Bell	Offensive Line
Evan Cooper	Corners/Recruiting Coord.
Frisman Jackson	Wide Receivers/Passing Game Coord.
Marcus Satterfield	Tight Ends
Frank Okam	Defensive Line

In the Press Box

Jeff Nixon	Co-Offensive Coord./Running Backs
Glenn Thomas	Co-Offensive Coord./Quarterbacks
Mike Siravo	Linebackers/Special Teams Coord.

BAYLOR ATHLETICS COMMUNICATIONS

TAYLOR BRYAN Primary Contact
254-709-4411 (cell) • Taylor_Bryan@baylor.edu


RACHEL CATON Secondary Contact
254-652-2061 (cell) • Rachel_Caton@baylor.edu

STORY LINES

- The Bears welcome 10th-ranked Oklahoma to McLane Stadium for the sixth first ranked vs. ranked contest in the series and the first overall for the Bears on the Brazos since No. 12 OU visited on Nov. 14, 2015.
- Baylor is hosting ESPN's College GameDay for the third time in program history and the first time since 2015. BU is 1-1 all-time in games played during those visits (2014 - W, vs. K-State, 38-27 & 2015 - L, vs. OU, 44-34)
- The Bears are one of five remaining undefeated teams in FBS and the only unbeaten team in the Big 12.
- Baylor's triple OT win over TCU tied for the longest game in program history ('06, Colorado and '96, Mizzou).
- LB **Terrel Bernard** tallied 19 tackles at TCU, the most by a Baylor player since Sam Holl had 21 in 2011 vs. Kansas and the most by any player under head coach **Matt Rhule** at Baylor.
- Baylor is 9-0 for only the third time in program history (2015). BU's two 9-0 starts this decade is tied the most among Big 12 programs (OSU, 2 and TCU, 2).
- BU's 17-14 win over WVU broke a 30-game streak of losses dating back to 2006 when scoring less than 20 points.
- Baylor leads the Big 12 and ranks 19th nationally in scoring defense (19.0 ppg).
- The Bears' current 11-game win streak dating back to 2018 is the second longest in program history and tied for the third longest active streak in FBS (Clemson - 25, Ohio St. - 15, Minnesota - 11).
- Baylor offensive lineman **Sam Tecklenburg** leads the team with 37 starts, including 34 straight. Sixth-year senior wide receiver **Chris Platt** leads the roster with 52 career games played, second most in BU history.
- **James Lynch** set a new BU record for sacks in a Big 12 game with 3.0 at K-State. Lynch, with 17.0 career sacks, needs only 0.5 to tie the program record. He ranks 9th nationally with 8.5 sacks and 20th in TFL (12.5).
- BU has blocked 9 kicks in the last 14 games, and has 14 blocks since the start of 2017, the 2nd most nationally.
- Baylor holds a 115-55-2 record all-time as a ranked team. BU is 23-29-1 as a ranked team vs. a ranked team.
- The Bears' AP rank of No. 12 this week is their highest since checking in at No. 8 on Oct. 16, 2016.
- Baylor is only the second FBS program since 1937 to start 8-0 within two seasons of going 0-8 to begin a campaign. UCF also accomplished the feat in 2015 and 2017.

2019 SCHEDULE

	Aug. 31 STEPHEN F. AUSTIN vs. NR/RV BAYLOR Big 12 Now W, 56-17 Seven different players responsible for scores in blow out opening day victory.
	Sept. 7 UTSA vs. BAYLOR FSN W, 63-14 Baylor piles up 546 yards and sets a new record for points scored by a Matt Rhule-coached team.
	Sept. 21 Baylor at Rice CBSSN W, 21-13 Charlie Brewer's 361 total yards and two touchdowns leads BU to victory in defensive struggle.
	Sept. 28 RV/RV IOWA STATE vs. BAYLOR ESPN W, 23-21 Charlie Brewer leads 4th career game-winning drive, John Mayers converts 38-yard field goal with :21 left.
	Oct. 5 RV/RV Baylor at RV/RV Kansas State ESPN2 W, 31-12 Baylor piles up 15.0 TFL and 6.0 sacks, holds K-State to only 341 yards in road victory.
	Oct. 12 TEXAS TECH vs. 22/23 BAYLOR (HC/TFBI Shootout) FS1 W, 33-30 (2OT) BU converts a game-tying field goal as time expires, JaMycal Hasty scores 5-yard game winner in 2OT.
	Oct. 19 18/18 Baylor at Oklahoma State FOX W, 45-27 Bears earn second win since 1939 in Stillwater behind JaMycal Hasty's 212 total yards and two scores.
	Oct. 31 WEST VIRGINIA vs. 12/11 BAYLOR ESPN W, 17-14 The Baylor defense holds its sixth opponent on the year to 21 or less and only 219 total yards.
	Nov. 9 11/10/12 Baylor at TCU FS1 W, 29-23 (3OT) Charlie Brewer accounts for three scores in overtime as Bears claw back for triple OT victory thriller.
	Nov. 16 10/8/9 OKLAHOMA vs. 12/10/12 BAYLOR ABC 6:30 p.m. CT Waco, Texas / McLane Stadium (45,140) / Oklahoma leads 25-3
	Nov. 23 TEXAS vs. BAYLOR FOX/FS1 2:30 or 7 p.m. CT Waco, Texas / McLane Stadium (45,140) / Texas leads 78-26-4
	Nov. 30 Baylor at Kansas TBA TBA Lawrence, Kansas / David Booth Kansas Memorial Stadium (50,071) / Baylor leads 14-4



MATT RHULE

HEAD COACH, THIRD SEASON

THE RHULE FILE

PERSONAL

Born: January 31, 1975

Family: wife Julie; son Bryant; daughters Vivienne and Leona

EDUCATION

Penn State (1997, B.A. in Political Science)

Buffalo (2003, M.A. in Educational Psychology)

PLAYING EXPERIENCE

Penn State, 1994-97 (linebacker, Academic All-Big Ten [97])

COACHING EXPERIENCE

1998	Albright College, linebackers
1999	Buffalo, assistant defensive line
2000	Buffalo, defensive line
2001	UCLA, assistant defensive line
2002	Western Carolina, linebackers / special teams
2003-04	Western Carolina, asst. HC / LB / special teams
2005	Western Carolina, asst. HC / OL / ST / RGC
2006	Temple, defensive line
2007	Temple, quarterbacks / recruiting coord.
2008-10	Temple, offensive coord. / quarterbacks
2011	Temple, asst. OC / TE / recruiting coord.
2012	New York Giants, assistant offensive line
2013-16	Temple, head coach
2017-current	Baylor, head coach

THE RHULE WORKSHEET

	OVERALL		CONFERENCE	
YEAR	SCHOOL	RECORD	RECORD	FINISH
2013	Temple	2-10	1-7	t-9th (AAC)
2014	Temple	6-6	4-4	6th (AAC)
2015	Temple	10-4	7-1	1st (AAC East)
2016	Temple	10-3	7-1	1st (AAC East)
2017	Baylor	1-11	1-8	9th (Big 12)
2018	Baylor	7-6	4-5	(Big 12)
2019	Baylor	9-0	6-0	(Big 12)
TOTALS	7 seasons	45-40	30-26	
	BU 3 seasons	17-17	11-13	
	TU 4 seasons	28-23	19-13	

OKLAHOMA SERIES HISTORY

- Baylor hosts Oklahoma in a Big 12 Conference No. 1 vs. No. 2 showdown at McLane Stadium on November 16. Baylor is 2-12 against OU in Waco.
- The Bears are 3-24 all-time against Oklahoma with all three wins occurring between 2011-2014. BU has lost four straight meetings with the Sooners.
- In Waco, Baylor has wins in 2011 and 2013. The Bears put a score in OU in the 2017 meeting with a 49-41 thriller that included Baylor closing within one score with 2:45 remaining 3Q and 1:41 left in the game.
- Last season, Baylor piled up nearly 500 yards of offense, but allowed 607 and dropped a 66-33 contest in Norman. Charlie Brewer passed for 400 yards, two scores and completed 38-of-60 passes.
- Against OU in his career, Denzel Mims has 22 receptions, 306 yards and four touchdowns, a BU record.
- The Bears are hosting ESPN's College GameDay for the third time. BU is 1-1 all-time in during CGD visits.

NEXT UP

- Baylor hosts Texas in the 2019 regular season home finale at McLane Stadium. Prior to the game, Baylor will honor its senior class with an on-field recognition.
- The Bears are 27-77-4 all-time against Texas, including a 16-31-2 mark in Waco.
- Baylor has lost four-straight meetings with the Longhorns, including a 23-17 heartbreaker in Austin a season ago. Charlie Brewer led the Bears 80 yards in the final 1:43, starting at his own 3, but his fourth down pass to Jalen Hurd went incomplete in the end zone as time expired.
- BU last defeated Texas in Waco on Dec. 7, 2013, the final game at Floyd Casey Stadium, with a 30-10 win that clinched Baylor's first ever Big 12 Conference championship.

DEFENSIVE LINE DOMINATION

- Baylor's defensive line was clicking on all cylinders in the month of October. BU tallied a combined total of 17.0 sacks and 43.0 tackles for loss over the last five games - wins over K-State, Texas Tech, OSU, WVU and TCU.
- With 2.0 sacks against Oklahoma State, Baylor equaled their 2018 season total of 25.0 in only seven games. The 29.0 sacks in nine games is the most for Baylor to open a season since at least 2000.
- Texas Tech entered the Oct. 12 matchup having allowed only 4.0 sacks in five games, but the Bears totaled 5.0 sacks led by 2.5 from James Lynch.
- Lynch and Bravion Roy became the first teammates in BU's Big 12 history to each record 3.5 TFL or more in a Big 12 game in the win at K-State.
- The Bears totaled 15.0 tackles for loss at K-State, the most in a Big 12 or FBS game since at least 2000. The total equals the overall program best during that time set against FCS members Wofford (2013) and Northwestern State (2016).

JAMES LYNCH CRUSHING RECORDS

- Junior defensive lineman James Lynch has totaled 5.5 sacks and 6.0 tackles for loss in the last five games - all Big 12 victories for Baylor.
- Lynch ranks first in the Big 12 and ninth nationally with 8.5 sacks in 2019. He is second in the conference with 12.5 tackles for loss, a total that ranks 20th nationally.
- The Round Rock native is 13th among active FBS players (2nd, Big 12) with 17.0 career sacks.
- Lynch set a new Baylor record for sacks in a Big 12 game with 3.0 sacks at K-State. He was named the Bednarik Award National Player of the Week for his performance against the Wildcats.
- He is closing in on a pair of Baylor records for both career sacks and tackles for loss. He is also moving up the single-season lists for both categories eight games into the season.

SACKS

SEASON LEADERS

PLAYER	SACKS
1. Shawn Oakman (2014)	11.0
2. Matthew Pearson (1992)	10.5
3. John Garrett (2003)	10.0
4. Charles Benson (1982)	8.5
James Lynch (2019)	8.5

SACKS

CAREER LEADERS


PLAYER	SACKS
1. Shawn Oakman (2013-15)	17.5
2. James Lynch (2017-)	17.0

TOUGHNESS REWARDED

In 2017, head coach Matt Rhule began a new tradition at Baylor of rewarding the nine toughest players on the BU roster with single-digit jerseys. The jersey numbers are awarded to the student-athletes deemed by their teammates to be the toughest members of the team. Rhule began the tradition of honoring toughness with single digits during his tenure at Temple.



1
GRAYLAND ARNOLD
Junior




2
BLAKE LYNCH
Senior



3
CHRIS MILLER
Senior




4
CLAY JOHNSTON
Senior



5
DENZEL MIMS
Senior




6
JAMYCAL HASTY
Senior



7
JOHN LOVETT
Junior



8
HENRY BLACK
Senior



9
JAMES LOCKHART
Senior

FACTS ABOUT THE 9-0 START

- Baylor is 9-0 for the second time this decade, and only the second time in program history (2015). The Bears' two 9-0 starts this decade is tied the most among Big 12 programs (OSU, 2 and TCU, 2).
- BU is one of only five remaining undefeated teams as of Nov. 10 (LSU, Minnesota, Ohio State, Clemson).
- Baylor has started 6-0 in Big 12 play for only the second time in program history (2015). The Bears have only one other 6-0 conference start, a perfect 8-0 mark in Southwest Conference play in 1980.
- The Bears have won 11 straight games dating back to 2018, the second-longest streak in program history. The streak is third-longest active streak among FBS teams (Clemson, 25; Ohio St., 15; Minnesota, 11).

SACKS A PLENTY IN MANHATTAN

- Baylor finished the Kansas State win with 6.0 sacks, the most for the program since 2015. The Bears followed that up with 5.0 sacks against Texas Tech, two of the top seven sack totals in the Big 12 era.
- The Bears tied their Big 12 record with six sacks against K-State, the most in a game since tallying 6.0 at No.4 Oklahoma State in 2015. Below is Baylor's top sack outputs in the Big 12 era (since 1996).

RK.	OPPONENT	DATE	SACKS
1.	Missouri	11/16/96	6.0
	at Oklahoma St.	11/21/15	6.0
	at K-State	10/5/19	6.0
4.	Iowa State	10/8/11	5.0
	Iowa State	10/19/13	5.0
	Kansas	10/15/16	5.0
	Texas Tech	10/12/19	5.0

BREWER THE CARDIAC KID

- In his time as Baylor's starting quarterback, Charlie Brewer has led the Bears on five game-winning drives in the fourth quarter, including this season's victories over Iowa State and OSU. He also led drives to tie the game before ultimately winning in overtime vs. Texas Tech and TCU. Below is a breakdown of those wins.
- **Baylor is tied with Florida for the national lead with seven 4th-quarter comebacks since the start of 2018.**

DATE	OPPONENT	DEFICIT	RESULT	FINAL SCORE
10/6/18	Kansas State	Tied 34-34, 4:26 left	Martin FG	W, 37-34
11/3/18	Oklahoma State	Trail 31-28, 3:12 left	Brewer to Mims TD	W, 35-31
12/27/18	Vanderbilt	Tied 38-38, 1:50 left	Brewer to M. Jones TD	W, 45-38
9/28/19	Iowa State	Trail 21-20, 3:45 left	Mayers FG	W, 23-21
10/12/19	Texas Tech	Trail 20-17, 1:37 left	Mayers FG to tie	W, 33-30 (2 OT)
10/19/19	at Oklahoma St.	Trail 27-24, 12:55 left	Brewer 2 yd run TD	W, 45-27
11/9/19	at TCU	Trail 9-6, 14:34 left	Mayers FG to tie	W, 29-23 (3 OT)

NOTING THE DEFENSE

- Baylor has held nine straight conference opponents to less than 30 points for the first time in its Big 12 history.
- The Bears lead the Big 12 and rank 14th nationally with 29.0 sacks on the season. BU had only 25.0 sacks in 13 games in 2018. BU is also tops in the Big 12 with 69.0 TFL in 2019, that total is 16th in FBS.
- Baylor ranks second in the Big 12 in Yards Per Play Differential (O-D) at +2.06 behind only Oklahoma (+3.96).
- BU has had 29.0 sacks in the first 9 games of a season, a first in the Big 12 era. With 69 tackles for loss, the Bears have the 4th-most TFL over the first 9 games behind only 2013 (77), 2015 (73), 2016 (73) and 2014 (69).
- Baylor allowed 21 points or less in five-straight games to open a season for the first time since 1991 when it allowed 21 or less in the first six games.
- Baylor is the only Big 12 team yet to allow 28 points in a regulation game. BU leads the conference and ranks 17th nationally in scoring defense (19.0 ppg).
- **Since taking over as the starter at MLB, Terrell Bernard is averaging 12.7 tackles per game with 5.0 TFL and 2.0 sacks and one INT.**

NEW-LOOK DEFENSE TRENDING UP

- Transitioning to a 3-3-5 odd front, Baylor believed adding more speed to the back end would translate to results. So far they have been right.
- With three takeaways against TCU, Baylor has now had 21 interceptions or fumble recoveries in the last 11 games after only six in the prior 14 contests.
- Through nine games, the Bears have held opponents to only 41 first-half points and an average of 337.4 yards per game (2nd, B12 / 31st, NCAA). BU ranks 31st in rushing defense nationally and 2nd in Big 12 (127.1).
- Baylor has allowed only 27 plays of 20 or more yards, the fewest in the Big 12.
- BU is second in the Big 12 with a +6 turnover margin through nine games.
- After only 10 INTs in the first 25 games of the Rhule era, BU now has 10 INTs in 2019 (9 in last 6 games).
- Baylor has allowed 30 points or less in nine straight games, the seventh-best streak in FBS.
- BU's win over TCU was its first game with neither team scoring a TD in regulation since 11/18/89 - a 6-3 loss to Rice.

RECORD BREAKDOWN

Current Streak	Win 11
Current Home Streak	Win 5
Current Away Streak	Win 6
Last Win	29-23 at TCU [3OT] (11/9/19)
Last Home Win	29-23 at TCU [3OT] (11/9/19)
Last Away Win	45-27 at Oklahoma State (10/19/19)
Last Loss	16-9 vs. TCU (11/17/18)
Last Home Loss	16-9 vs. TCU (11/17/18)
Last Away Loss	28-14 at #23 Iowa State (11/10/18)

RHULE BY THE NUMBERS

	2019	Under Rhule
Home	5-0	9-7
Road	4-0	6-9
Neutral	0-0	2-1
Natural Grass	1-0	1-4
Artificial Turf	8-0	16-13
Day Games	6-0	11-13
Night Games	3-0	6-4
Televised Games	9-0	17-17
vs. AP Ranked Opponents	0-0	0-8
August	1-0	1-0
September	3-0	6-7
October	4-0	5-5
November	1-0	4-5
December	0-0	1-0
January	0-0	0-0
Leading at Halftime	6-0	11-0
Trailing at Halftime	3-0	6-15
Tied at Halftime	0-0	0-2
Scoring First	6-0	10-5
Opponent Scoring First	3-0	6-13
Score < 20 Points	1-0	1-8
Score 20+ Points	3-0	4-5
Score 30+ Points	2-0	7-2
Score 40+ Points	3-0	5-2
Opponent Scores < 20 Points	5-0	8-2
Opponent Scores 20+ Points	3-0	5-3
Opponent Scores 30+ Points	1-0	4-5
Opponent Scores 40+ Points	0-0	0-7
Gain < 20 First Downs	2-0	2-7
Gain 20+ First Downs	7-0	15-10
Opponent Gains < 20 First Downs	5-0	9-4
Opponent Gains 20+ First Downs	4-0	8-13
More Rushing Yards Than Opponent	7-0	11-4
Fewer Rushing Yards Than Opponent	2-0	6-13
Rush For < 100 Yards	1-0	2-8
Rush For 100+ Yards	8-0	15-9
Opponent Rushes For < 100 Yards	3-0	4-1
Opponent Rushes For 100+ Yards	6-0	14-15
More Passing Yards Than Opponent	7-0	14-9
Fewer Passing Yards Than Opponent	2-0	3-8
Pass For < 200 Yards	2-0	3-4
Pass For 200+ Yards	7-0	14-13
Opponent Passes For < 200 Yards	5-0	9-6
Opponent Passes For 200+ Yards	4-0	8-11
More Total Yards Than Opponent	8-0	15-5
Fewer Total Yards Than Opponent	1-0	2-12
Gain < 300 Total Yards	1-0	1-3
Gain 300+ Total Yards	8-0	16-14
Opponent Gains < 300 Total Yards	4-0	7-0
Opponent Gains 300+ Total Yards	5-0	10-17
Commit No Turnovers	3-0	5-2
Commit < 3 Turnovers	4-0	10-11
Commit 3 or + Turnovers	2-0	2-7
Force < 3 Turnovers	6-0	12-18
Force 3 or + Turnovers	3-0	4-0
Commit < 6 Penalties	1-0	3-2
Commit 6 or + Penalties	8-0	14-14
3rd Down % < 25	1-0	2-6
3rd Down % 25-49	5-0	8-10
3rd Down % 50+	3-0	7-1
Opponent 3rd Down % < 25	1-0	2-2
Opponent 3rd Down % 25-49	7-0	11-10
Opponent 3rd Down % 50+	1-0	4-5
Trail Time of Possession	7-0	9-6
Lead Time of Possession	2-0	8-11
Overtime Games	2-0	2-0

GAME 9 - TCU BAYLOR IN THE NFL - 2019

NAME	POS.	TEAM
Andrew Billings	DT	Cincinnati Bengals
Blake Blackmar	OL	Chicago Bears
Corey Coleman	WR	New York Giants
Josh Gordon	WR	Seattle Seahawks
Robert Griffin III	QB	Baltimore Ravens
Bryce Hager	LB	Los Angeles Rams
Xavien Howard	CB	Miami Dolphins
Jalen Hurd	WR	San Francisco 49ers
Ira Lewis	DE	Houston Texans
Greg Roberts	LB	Green Bay Packers
Orion Stewart	S	Tampa Bay Buccaneers
Jon Weeks	LS	Houston Texans

• Fourteen former Bears earned spots on NFL opening week rosters as of Sept. 1.

• **Spencer Drango** (Chargers) and **Kyle Fuller** (Seahawks) secured practice squad spots.

• **Jalen Hurd** was drafted in the third round by the San Francisco 49ers in 2019

• Baylor had 17 former lettermen with NFL teams during the 2018 preseason, representing 15 different NFL teams.

• Baylor has had 21 players selected in the first round including four players selected No. 2 overall with Robert Griffin III the most recent selection at No. 2 by the Washington Redskins in 2012.

• The Bears have had 127 players drafted overall since 1970 and 40 players compete in the Super Bowl including **Matt Bryant** with the Atlanta Falcons in Super Bowl LI.

TRACKING BAYLOR IN THE TOP 25

WEEK	W/L	AP	COACHES	CFP
PRE	0-0	—	RV	—
1	1-0	—	—	—
2	2-0	—	—	—
3	2-0	—	—	—
4	3-0	—	—	—
5	4-0	RV	RV	—
6	5-0	22	23	—
7	6-0	18	18	—
8	7-0	14	14	—
9	7-0	12	11	—
10	8-0	11	10	12
11	9-0	12	10	—
12				
13				
14				

BAYLOR WHEN RANKED...

Baylor as a ranked team: 115-55-2
Ranked Baylor vs. ranked opponent: 23-29-1
Baylor vs. ranked opponents: 54-183-6
Baylor vs. No. 1-ranked opponents: 0-11-1
Baylor vs. Top 10 opponents: 18-93-2

2019 BAYLOR FOOTBALL GAME NOTES

MULTIPLE TURNOVERS EQUALS WINS

- Matt Rhule defenses have forced two or more turnovers in 34 of 84 (40.48%) career games coached, including six times in 2019's first nine games.
- His teams own a 26-8 record with 2+ turnovers forced, and have won 21 of the last 25 when doing so.
- Rhule's teams are 7-0 when forcing 4+ turnovers and 13-3 when creating 3+.
- His teams are 27-4 in games where they have a positive turnover margin, including five 2019 victories.

RUN GAME SUCCESS

- Nine different players have scored a rushing touchdown for Baylor in 2019, and junior running back John Lovett (532 yards, 4 TD) and senior JaMycal Hasty (461 yards, 4 TD) lead a two-headed attack on the ground.
- Baylor, Oklahoma, Texas and TCU are the only Big 12 teams with 3 players with 4+ rushing scores each.
- Charlie Brewer is tied for third among Big 12 quarterbacks with seven rushing touchdowns.
- BU's 368 rushing yards on only 39 carries against UTSA set a new program record for yards on less than 40 carries. BU had only rushed for 350+ on fewer than 50 carries once, 426 on 42 carries vs. Wash. St. in 2008.
- The Bears rank third in the Big 12 averaging 4.98 yards per carry and third with 23 rushing touchdowns.

KEEPING THEM OFF THE BOARD

- Baylor's defense has excelled in holding opponents off the scoreboard. The Bears have allowed only 82 total points through the first three quarters of the opening nine games of 2019.
- The Bears' defense has allowed only 171 points overall and 20 touchdowns in those nine games, the fewest points allowed over the first nine games since they let in only 139 points in the first nine games of 1995.
- BU has allowed 20 touchdowns in the first eight games, the fewest allowed by the Bears over the opening nine games in the Big 12 era. Below is a breakdown of the 9-game scoring defense totals for BU since 2000.

RK	YEAR	TD
1.	2019	20
2.	2009	24
	2010	24
	2014	24
5.	2005	27

BREWER AMONG BAYLOR'S BEST

- Junior quarterback Charlie Brewer has played in 30 games in his career with 25 starts. The Austin native has passed for 6,919 yards in his career which ranks third in Baylor history (Griffin 10,366; Petty 8,195).
- Brewer has passed for 230.6 yards per game in his career with 46 touchdowns and 17 interceptions. He has completed 64.9 percent of his passes (556-of-857). He also has 14 rushing touchdowns.
- **Brewer has completed 64.74 percent of his passes (437-of-675) in 21 career Big 12 games.**
- The Austin native has eclipsed 300 yards passing in 11 games, third-most in program history. He trails only Bryce Petty (16) and Robert Griffin III (13).
- Brewer opened 2019 with a 67.3 percent completion rate, 2,338 yards and 16 touchdowns with four interceptions in 9 wins. He has completed greater than 60% of his passes in 19 of 25 career starts, including 10 of last 11.

CAREER 400-YARD PASSING GAMES

1.	Robert Griffin III (2008-11)	5
	Bryce Petty (2011-14)	5
3.	Blake Szymanski (2006-09)	3
	Nick Florence (2009-12)	3
	Charlie Brewer (2017-)	2

CAREER COMPLETIONS OF 50+ YARDS

78	Iyquan Thornton (at OSU, 2019)
75/TD	Trestan Ebner (vs. Vandy, 2018)
64/TD	Josh Fleeks (at OSU, 2019)
63	JaMycal Hasty (at OSU, 2019)
58/TD	Trestan Ebner (at TCU, 2017)
56	Denzel Mims (at Kansas, 2017)
55	Denzel Mims (ACU, 2018)
54	Blake Lynch (at TCU, 2017)
52/TD	Trestan Ebner (WVU, 2017)
52	Blake Lynch (Texas, 2017)
52/TD	Marques Jones (vs. Vandy, 2018)
50/TD	Chris Platt (at Rice, 2019)

RHULE TEAMS' FOURTH QUARTER SUCCESS

- In Matt Rhule's six seasons as head coach, he has sealed the deal when leading or tied entering the fourth quarter. In his career, his teams are 23-10 when posting a fourth quarter shutout.
- Rhule-coached teams have won 38 straight games when leading or tied entering the fourth, and are 39-4 overall. All four losses came in his first season as head coach at Temple in 2013.
- When leading entering the 4Q, he has won 35 straight and is 36-3 overall with all three losses in 2013.
- Over the last four-plus seasons, Matt Rhule coached teams are 17-4 when recording a fourth-quarter shutout. Baylor recorded its first two fourth-quarter shutouts of the 2019 season vs. WVU and TCU.
- BU's second-half shutout of UT in 2018 was the first under Rhule & the program's first in a B12 game since 2015 (at TCU). The Bears held TCU scoreless for the entire second half in the 2019 overtime win.
- Baylor is tied with BYU as the only FBS programs with two overtime wins in 2019 (Texas Tech and TCU).
- **Rhule's teams at Baylor are 15-0 when leading or tied entering the fourth quarter.**

MORE BREWER NOTABLES

- With 352 yards against Texas Tech, Charlie Brewer became only the fourth quarterback in BU history to throw for 6,000+ yards. He owns the Baylor single-game marks for completions (43) and attempts (63).
- Brewer is tied for third in Baylor history with 17 career 200-yard passing game (Nick Florence, 17). He trails only Robert Griffin III (29) and Bryce Petty (21).
- The Austin native completed 13-of-17 passes for 312 yards at Oklahoma State, only the 2nd time a Baylor QB threw for 300+ yards on fewer than 20 attempts (Bryce Petty; 13-of-16 for 338 yds vs. Buffalo, 2013).
- Baylor's offense, led by Brewer, ranks 27th nationally and fifth in the Big 12 averaging 35.3 ppg.
- Brewer ranks 3rd among BU passers since 2000 with a completion percentage greater than 60 in 21 games.
- With three rushing touchdowns against Texas Tech, the Austin native tied a Baylor QB record set by Bryce Petty in 2014. Brewer has 14 rushing touchdowns in his career, tied for fourth most in BU history.

CAREER 60+% PASSING GAMES

1. Robert Griffin III (2008-11)	30
2. Shawn Bell (2003-06)	24
3. Charlie Brewer (2017-)	21

TDS RESPONSIBLE (ACTIVE, BIG 12 TM ONLY)

Rk.	Name	Team	Rush	Pass	Total
1.	Sam Ehlinger	Texas	23	60	83
2.	Charlie Brewer	Baylor	14	46	60
3.	Brock Purdy	Iowa St.	12	36	48
4.	Jalen Hurts	OU	15	24	39

KEEPING IT 100

- Baylor has had a 100-yard performer in 59 percent of its (20-of-34) games under head coach Matt Rhule, including seven of the last 10. The Bears have had two 100-yard performers in 10 games under Rhule. There have been 30 total 100-yard performances under Rhule.
- Since the start of 2018, Baylor is 11-1 when an individual records a 100-yard performance.

NAME	TOTAL SINCE '17	MOST RECENT
Denzel Mims	10	Iowa State, 2019
John Lovett	4	SFA, 2019
Trestan Ebner	3	vs. Vanderbilt, 2018
Chris Platt	3	vs. Texas Tech, 2018
JaMycaal Hasty	2	OSU, 2019
Charlie Brewer	1	vs. Vanderbilt, 2018
Tyquan Thornton	1	Iowa State, 2019
Josh Fleecks	1	at OSU, 2019

BLOCK PARTY

- Over the last 34 games under Rhule, Baylor has showed the ability to make plays on special teams including blocking kicks and punts. Below is a list of Baylor's 14 blocks since the beginning of 2017.
- BU led the country in 2018 with seven blocks. As a head coach, Rhule's teams have blocked 33 kicks since 2013 ('13-16, Temple; '17-current, Baylor). **BU is tied for the national lead with five blocks in 2019.**
- Baylor's seven blocked kicks in 2018 were the most since the team recorded nine in 1989.
- The Bears have blocked nine kicks in its last 14 games dating back to Oklahoma State 2018.
- **BU's 14 blocked kicks since the start of 2017 is tied for second nationally (N. Illinois - 15, Texas A&M - 14).**

Name	Type	Opp. (Year)	Name	Type	Opp. (Year)
Greg Roberts	FG	UTSA (2017)	BJ Thompson	Punt	TCU (2018)
Greg Roberts	FG	Texas (2017)	BJ Thompson	XP	TCU (2018)
Christian Morgan	Punt	Duke (2018)	Blake Lynch	Punt	SFA (2019)
BJ Thompson	XP	Kansas St. (2018)	Gabe Hall	FG	SFA (2019)
James Lynch	FG	at WVU (2018)	James Lynch	FG	Iowa State (2019)
Christian Morgan	Punt	Oklahoma St. (2018)	James Lynch	XP	Oklahoma St. (2019)
Bravvion Roy	FG	Oklahoma St. (2018)	Bravvion Roy	FG	West Virginia (2019)

THE STATS TELL THE STORY

- Baylor has seen its win totals jump from one in 2017 to seven in 2018 and have opened 2019 with eight consecutive victories. A big reason why is big improvements in both total offense vs. total defense and scoring offense vs. scoring defense. Below is a break down of the numbers and Big 12 ranks.

Scoring Offense			Total Offense				
	PPG	RK		YPG	RK	YPP	RK
2017	24.3	9th	2017	404.9	6th	5.55	7th
2018	29.5	6th	2018	459.1	5th	6.04	4th
2019	35.3	5th	2019	459.6	6th	6.68	4th

Scoring Defense			Total Defense				
	PPG	RK		YPG	RK	YPP	RK
2017	35.9	9th	2017	456.9	9th	6.46	10th
2018	31.7	8th	2018	425.5	7th	6.49	10th
2019	19.0	1st	2019	337.4	2nd	4.62	1st

2019 HONORS

GRAYLAND ARNOLD

Big 12 Special Teams Player of the Week (Sept. 9)

TERREL BERNARD

Big 12 Defensive Player of the Week (Nov. 11)
Big 12 Defensive Player of the Week (Oct. 21)

CHARLIE BREWER

Maxwell Award Semifinalist
Earl Campbell Tyler Rose Player of the Week (Sept. 30)
Preseason All-Big 12 fourth team (Phil Steele)
Davey O'Brien Award Watch List
Manning Award Watch List

TRESTAN EBNER

Preseason All-Big 12 third team (Athlon)
Preseason All-Big 12 fourth team (Phil Steele)

JOSH FLEEKS

Preseason All-Big 12 fourth team (Phil Steele)

CLAY JOHNSTON

Big 12 Defensive Player of the Week (Sept. 30)
Preseason All-Big 12 first team (Athlon, Lindy's, Phil Steele, Media, Waco Trib)
DCTF All-Texas College first team
Butkus Award Watch List
Nagurski Trophy Watch List

MARQUES JONES

Campbell Trophy Semifinalist
Big 12 Champions for Life selection
Lowe's Senior Class Award Nominee

JOHN LOVETT

Paul Hornung Award Watch List

BLAKE LYNCH

Preseason All-Big 12 second team (Phil Steele)

JAMES LYNCH

Midseason First Team All-American (AP, Athletic, SN, CBS)
Midseason Outland Trophy (ESPN)
Bednarik Award Player of the Week (Oct. 8)
PFF National Team of the Week (Sept. 2)
Preseason All-Big 12 first team (Athlon, Lindy's, Phil Steele, Media, Waco Trib)
DCTF All-Texas College first team
Bednarik Award & Outland Trophy Watch Lists

ROSS MATISCIK

Preseason All-Big 12 second team (Phil Steele)
Patrick Mannelly Award Watch List

JOHN MAYERS

Big 12 Special Teams Player of the Week (Nov. 11)
Big 12 Special Teams Player of the Week (Oct. 14)
Big 12 Co-Special Teams Player of the Week (Sept. 30)

DENZEL MIMS

Big 12 Co-Offensive Player of the Week (Sept. 9)
Preseason All-Big 12 (Waco Trib)
Preseason All-Big 12 second team (Athlon, Phil Steele)
DCTF All-Texas College first team
Biletnikoff Award Watch List
Earl Campbell Tyler Rose Watch List

BRAVVION ROY

Big 12 Special Teams Player of the Week (Nov. 4)
Midseason Second Team All-America (AP)
Preseason All-Big 12 third team (Athlon)
Preseason All-Big 12 fourth team (Phil Steele)

SAM TECKLENBURG

Preseason All-Big 12 third team (Phil Steele)

RALEIGH TEXADA

Preseason All-Big 12 fourth team (Phil Steele)

CAREER RECORDS UPDATE

RECEIVING

YARDS

CAREER LEADERS

PLAYER	SEASONS	REC	AVG	YDS
1. Kendall Wright	2008-11	302	13.26	4,004
2. Terrance Williams	2009-12	202	16.50	3,334
3. KD Cannon	2014-16	195	15.96	3,113
4. Tevin Reese	2010-13	187	16.59	3,102
5. Corey Coleman	2013-15	173	17.39	3,009
6. Gerald McNeil	1980-83	163	16.26	2,651
7. Denzel Mims	2016-	164	15.73	2,580
8. Reggie Newhouse	1999-02	183	13.95	2,552
9. Antwan Goodley	2011-14	150	15.77	2,366
10. Lawrence Elkins	1962-64	144	14.54	2,094
11. Melvin Bonner	1989-92	92	21.57	1,984
12. Trent Shelton	2003-06	155	12.76	1,978
13. Dominique Zeigler	2003-06	166	11.58	1,923
14. Laneous Sampson	2009-12	165	11.55	1,905
15. Chris Platt	2015-	114	15.93	1,816

RECEPTIONS

CAREER LEADERS

PLAYER	SEASONS	YDS	AVG	REC
1. Kendall Wright	2008-11	4,004	13.26	302
2. Terrance Williams	2009-12	3,334	16.50	202
3. KD Cannon	2014-16	3,113	17.57	195
4. Tevin Reese	2010-13	3,102	16.59	187
5. Reggie Newhouse	1999-02	2,552	13.95	183
6. Corey Coleman	2013-15	3,009	17.39	173
7. Dominique Zeigler	2003-06	1,923	11.58	166
8. Laneous Sampson	2009-12	1,905	11.55	165
9. Denzel Mims	2016-	2,580	15.73	164
10. Gerald McNeil	1980-83	2,651	16.26	163
11. Trent Shelton	2003-06	1,978	12.76	155
12. Antwan Goodley	2011-14	2,366	15.77	150
13. Lawrence Elkins	1962-64	2,094	14.54	144
14. Robert Quiroga	2000-03	1,478	11.28	131
15. Levi Norwood	2011-14	1,626	12.70	128
16. Brandon Whitaker	2003-07	782	6.52	120
17. David Gettis	2006-09	1,555	13.41	116
18. Chris Platt	2015-	1,816	15.93	114

TOUCHDOWNS

CAREER LEADERS

PLAYER	SEASONS	REC	YDS	TD
1. Corey Coleman	2013-15	173	3,009	33
2. Kendall Wright	2008-11	302	4,004	30
3. Terrance Williams	2009-12	202	3,334	27
4. KD Cannon	2014-16	195	3,113	27
5. Tevin Reese	2010-13	187	3,102	24
Denzel Mims	2016-	164	2,580	24
7. Antwan Goodley	2011-14	150	2,366	21
8. Lawrence Elkins	1962-64	144	2,094	19
Melvin Bonner	1989-92	92	1,984	19
10. Gerald McNeil	1980-83	163	2,651	17

RECEPTIONS OF 70+ YARDS

CAREER LEADERS

PLAYER	SEASONS	TOTAL
1. Melvin Bonner	1989-92	6
2. Terrance Williams	2009-12	5
Chris Platt	2015-	5
4. KD Cannon	2014-16	3
Corey Coleman	2013-15	3
6. Tevin Reese	2010-13	2
Antwan Goodley	2011-14	2
Denzel Mims	2016-	2
9. 33 times (last Tyquan Thornton, 2019)		1

CAREER RECEIVING YARDS, RUNNING BACK

	NAME	YEARS	REC.	TD	YARDS
1.	Brandon Whitaker	2003-07	120	4	782
2.	Trestan Ebner	2017-	62	5	743
3.	Jeff Murray	1986-89	77	0	699
4.	Charles Perry	1985-88	65	5	694
5.	Ronnie Bull	1959-61	59	8	636
6.	Austin Gonsoulin	1957-59	40	4	632
7.	Greg Hawthorne	1975-78	45	1	579
8.	Alfred Anderson	1980-83	42	1	543
9.	Brian Kilgore	1972-73	35	3	538
10.	JaMycal Hasty	2016-	72	1	457

CAREER RECEIVING TOUCHDOWNS, RUNNING BACK

	NAME	YEARS	REC.	YARDS	TD
1.	Ronnie Bull	1959-61	59	636	8
2.	Charles Perry	1985-88	65	694	5
	Trestan Ebner	2017-	62	743	5
3.	Brandon Whitaker	2003-07	120	782	4
	Austin Gonsoulin	1957-59	40	632	4
	Paul Mosley	2003-06	49	323	4
7.	Brian Kilgore	1972-73	35	538	3

CAREER RECEPTIONS, RUNNING BACK

	NAME	YEARS	TD	YARDS	REC.
1.	Brandon Whitaker	2003-07	4	782	120
2.	Jeff Murray	1986-89	0	699	77
3.	Charles Perry	1985-88	5	694	65
4.	Ronnie Bull	1959-61	8	636	59
5.	JaMycal Hasty	2016-	1	457	72
6.	Paul Mosley	2003-06	4	323	49
	Trestan Ebner	2017-	5	743	62
8.	Greg Hawthorne	1975-78	1	579	45
9.	Alfred Anderson	1980-83	1	543	42
10.	Austin Gonsoulin	1957-59	4	632	40

PASSING

COMPLETION PERCENTAGE

CAREER LEADERS MINIMUM 250 ATTEMPTS

PLAYER	SEASONS	ATT	CMP	PCT
1. Robert Griffin III	2008-11	1,192	800	.671
-- Charlie Brewer	2017-	857	556	.649
2. Bryce Petty	2011-14	845	530	.627
3. Nick Florence	2009-12	754	466	.618

PASSING EFFICIENCY

CAREER LEADERS MINIMUM 300 ATTEMPTS

PLAYER	SEASONS	CMP	ATT	PCT	YDS	TD	INT	RATING
1. Bryce Petty	2011-14	530	845	.627	8,195	62	10	166.03
2. Seth Russell	2013-16	345	606	.569	5,461	60	18	159.40
3. Robert Griffin III	2008-11	800	1,192	.671	10,366	78	17	158.90
-- Charlie Brewer	2017-	556	857	.649	6,919	46	17	146.44
4. Nick Florence	2009-12	466	754	.618	6,301	41	22	144.11

YARDS

CAREER LEADERS

PLAYER	SEASONS	ATT	CMP	PCT	YDS
1. Robert Griffin III	2008-11	1,192	800	.671	10,366
2. Bryce Petty	2011-14	845	530	.627	8,195
3. Charlie Brewer	2017-	857	556	.649	6,919

ATTEMPTS

CAREER LEADERS

PLAYER	SEASONS	CMP	YDS	ATT
1. Robert Griffin III	2008-11	800	10,366	1,192
2. Shawn Bell	2003-06	559	5,666	914
3. Charlie Brewer	2017-	556	6,919	857

COMPLETIONS

CAREER LEADERS

PLAYER	SEASONS	ATT	YARDS	CMP
1. Robert Griffin III	2008-11	1,192	10,366	800
2. Shawn Bell	2003-06	914	5,666	559
3. Charlie Brewer	2017-	857	6,919	556

TOUCHDOWNS

CAREER LEADERS

PLAYER	SEASONS	YDS	INT	TD
1. Robert Griffin III	2008-11	10,366	16	78
2. Bryce Petty	2011-14	8,195	10	62
3. Seth Russell	2013-16	5,461	18	60
4. Charlie Brewer	2017-	6,919	17	56

TOUCHDOWN-TO-INTERCEPTION RATIO

CAREER LEADERS MINIMUM 20 TOUCHDOWNS

PLAYER	SEASONS	TD	INT	PCT.
1. Bryce Petty	2011-14	62	10	6.200
2. Robert Griffin III	2008-11	78	16	4.875
3. Seth Russell	2013-16	60	18	3.333
4. Charlie Brewer	2017-	46	17	2.706
5. Shawn Bell	2003-06	38	17	2.235
6. Nick Florence	2009-12	41	22	1.864

INTERCEPTION PERCENTAGE

CAREER LEADERS MINIMUM 300 ATTEMPTS

PLAYER	SEASONS	INT	ATT	PCT.
1. Bryce Petty	2011-14	10	845	.0118
2. Robert Griffin III	2008-11	17	1,192	.0142
3. Shawn Bell	2003-06	17	914	.0186
-- Charlie Brewer	2017-	17	857	.0198
4. Nick Florence	2009-12	22	754	.0292
5. Seth Russell	2013-16	18	606	.0336

RUSHING

YARDS

CAREER LEADERS

PLAYER	SEASONS	ATT	AVG	YDS
1. Shock Linwood	2013-16	713	5.91	4,213
...				
10. David Mims	1989-92	364	5.66	2,060
11. Terrance Ganaway	2009-11	364	5.61	2,042
12. Eldwin Raphael	1987-90	435	4.42	1,921
13. Terence Williams	2015-17	346	5.37	1,859
14. Robert Strait	1990-93	428	4.34	1,856
15. JaMyca! Hasty	2016-	356	5.22	1,832
16. Rashad Armstrong	2002-03	417	4.13	1,721
17. Paul Mosley	2003-06	408	4.21	1,718
18. Larry Hickman	1956-58	388	4.41	1,713
19. Glasco Martin	2010-13	348	4.85	1,687
20. Pinkie Palmer	1966-68	444	3.50	1,554
21. John Lovett	2017-	292	5.31	1,550
22. Cleveland Franklin	1973-76	303	5.08	1,538

CAREER RUSHING YARDS, QUARTERBACK

Name	Years	Att.	Avg.	Yards
1. Robert Griffin III	2008-11	528	4.27	2254
2. Seth Russell	2013-16	199	6.23	1240
3. Mark Jackson	1974-76	323	2.91	940
4. J.J. Joe	1990-93	408	2.01	820
5. Charlie Brewer	2017-	293	2.57	752

CAREER RUSHING ATTEMPTS, QUARTERBACK

Name	Years	Yards	Att.
1. Robert Griffin III	2008-11	2254	528
2. J.J. Joe	1990-93	820	408
3. Seth Russell	2013-16	1240	345
4. Mark Jackson	1974-76	940	323
5. Charlie Brewer	2017-	752	293

CAREER RUSHING TOUCHDOWNS, QUARTERBACK

Name	Years	Att.	Yards	Avg.	TD
1. Robert Griffin III	2008-11	528	2254	4.27	33
2. Bryce Petty	2011-14	192	338	1.76	21
3. Seth Russell	2013-16	199	1240	6.23	20
4. Don Trull	1961-63	208	358	1.72	14
Nick Florence	2009-12	205	651	3.18	14
Charlie Brewer	2017-	293	752	2.57	14

TOTAL OFFENSE

TOTAL PLAYS

CAREER LEADERS

PLAYER	SEASONS	RUSH	PASS	PLAYS
1. Robert Griffin III	2008-11	528	1,192	1,720
2. Charlie Brewer	2017-	293	857	1,150

TOTAL YARDS

CAREER LEADERS

PLAYER	SEASONS	RUSH	PASS	YDS
1. Robert Griffin III	2008-11	2,254	10,366	12,620
2. Bryce Petty	2011-14	338	8,195	8,533
3. Charlie Brewer	2017-	752	6,919	7,671

DEFENSE

SACKS

CAREER LEADERS

PLAYER	SEASONS	SACKS
1. Shawn Oakman	2013-15	17.5
2. James Lynch	2017-	17.0
3. Taylor Young	2014-17	15.5
4. Daryl Gardener	1992-95	15.0
Chris McAllister	2010-13	15.0

TACKLES FOR LOSS

CAREER LEADERS

PLAYER	SEASONS	YDS	TFL
1. Charles Benson	1979-82	259	49.0
...			
6. Mike Singletary	1977-80	103	34.0
7. Justin Crooks	2001-04	108	33.5
8. Scotty Lewis	1990, 92-94	114	33.0
9. Daryl Gardener	1992-95	111	32.5
10. Santana Dotson	1988-91	117	30.0
Andrew Billings	2013-15	112	30.0
-- James Lynch	2017-	137	26.5

SINGLE-SEASON RECORDS UPDATE

RUSHING

SEASON RUSHING TOUCHDOWNS, QUARTERBACK

	Name	Year	Att.	Yards	TD
1.	Bryce Petty	2013	94	209	14
2.	Robert Griffin III	2008	173	843	13
3.	Robert Griffin III	2011	179	699	10
	Nick Florence	2012	139	568	10
	Don Trull	1963	98	119	10
6.	Robert Griffin III	2010	149	635	8
	Seth Russell	2016	94	506	8
8.	Charlie Brewer	2018	133	375	7
	Charlie Brewer	2019	95	211	7
9.	Bryce Petty	2014	84	101	6
	Seth Russell	2015	49	402	6
	J.J. Joe	1991	116	147	6
13.	Jay Jeffrey	1980	128	471	5
	J.J. Joe	1992	135	378	5
	Tom Muecke	1985	117	273	5

DEFENSE

SACKS

SEASON LEADERS

	PLAYER	SEASON	SACKS
1.	Shawn Oakman	2014	11.0
2.	Matthew Pearson	1992	10.5
3.	John Garrett	2003	10.0
4.	Charles Benson	1982	8.5
	James Lynch	2019	8.5
5.	K.J. Smith	2016	7.0
	Kent Townsend	1983	7.0
	Robin Jones	1991	7.0
	Albert Fontenot	1992	7.0
	Scotty Lewis	1993	7.0
10.	Chris McAllister	2013	6.5

TACKLES FOR LOSS

SEASON LEADERS

	PLAYER	SEASON	YDS	TFL
1.	Andrew Mellontree	1979	98	20.0
	Charles Benson	1982	88	20.0
3.	Shawn Oakman	2014	89	19.5
4.	John Garrett	2003	73	17.5
5.	Charles Benson	1980	72	16.0
	Matthew Pearson	1992	88	16.0
	Justin Crooks	2004	61	16.0
8.	Derek Turner	1985	73	15.0
	Andrew Billings	2015	66	15.0
10.	Shawn Oakman	2015	55	14.5
--	James Lynch	2019	58	12.5

RECEIVING

TOUCHDOWNS

SEASON LEADERS

	PLAYER	SEASON	REC	YDS	TD
1.	Corey Coleman	2015	74	1,363	20
2.	Kendall Wright	2011	106	1,663	14
3.	Antwan Goodley	2013	71	1,339	13
	KD Cannon	2016	87	1,215	13
5.	Terrance Williams	2012	97	1,832	12
6.	Melvin Bonner	1992	39	818	11
	Terrance Williams	2011	59	957	11
	Corey Coleman	2014	64	1,119	11
9.	Tevin Reese	2012	53	957	9
10.	Lawrence Elkins	1963	70	873	8
	Gerald McNeil	1983	62	1,034	8
	Bruce Davis	1983	42	755	8
	Reggie Newhouse	2001	61	706	8
	Trent Shelton	2006	53	802	8
	Thomas White	2007	34	475	8
	Levi Norwood	2013	47	733	8
	Tevin Reese	2013	38	867	8
	KD Cannon	2014	58	1,030	8
	Ish Zamora	2016	63	809	8
	Denzel Mims	2017	61	1,087	8
	Denzel Mims	2018	55	794	8
	Denzel Mims	2019	44	675	8

DEPTH CHART VS. OKLAHOMA

OFFENSE

- WR 14 CHRIS PLATT (5-11, 172, 6SR.)**
21 Josh Fleeks (5-11, 188, So.)
- WR 81 TYQUAN THORNTON (6-3, 176, SO.)**
84 Marques Jones (6-2, 211, Sr.)
- WR 5 DENZEL MIMS (6-3, 215, SR.)**
16 Jared Atkinson (6-3, 216, Jr.)
- WR 13 RJ SNEED (6-1, 200, SO.)**
80 Jackson Gleeson (6-0, 180, R-Fr.)
- LT 79 CASEY PHILLIPS (6-5, 303, R-FR.)**
76 Connor Galvin (6-7, 302, So.)
- LG 52 SAM TECKLENBURG (6-4, 310, Sr.)**
61 Khalil Keith (6-5, 320, So.)
- C 63 JAKE FRUHMORGEN (6-6, 305, SR.)**
58 Ty Smith (6-3, 294, So.)
- RG 55 XAVIER NEWMAN (6-2, 307, JR.)**
57 Johncarlo Valentin (6-4, 320, Sr.)
- RT 56 BLAKE BEDIER (6-5, 302, JR.)**
77 Jason Moore (6-3, 296, So.)
- TE 91 ROB SAULIN (6-5, 302, SO.) OR**
87 CHRISTOPH HENLE (6-6, 259, SO.)
- QB 12 CHARLIE BREWER (6-1, 206, JR.)**
11 Gerry Bohanon (6-3, 221, R-Fr.)
- RB 6 JAMYCAL HASTY (5-9, 205, SR.) OR**
25 TRESTAN EBNER (5-11, 208, JR.) OR
7 JOHN LOVETT (6-0, 212, JR.) OR

DEFENSE

- END 9 JAMES LOCKHART (6-2, 263, SR.)**
97 Niadré Zouzoua (6-4, 237, Jr.)
- NT 99 BRAVVION ROY (6-1, 333, SR.)**
98 Chidi Ogbonnaya (6-5, 290, So.)
- END 93 JAMES LYNCH (6-4, 295, JR.)**
90 TJ Franklin (6-4, 294, Fr.)
- WLB 38 JORDAN WILLIAMS (6-0, 223, SR.)**
45 Bryson Jackson (6-2, 211, So.)
- MLB 26 TERREL BERNARD (6-1, 222, SO.)**
46 Ross Maticcik (6-0, 235, Sr.)
- SLB 2 BLAKE LYNCH (6-3, 225, SR.)**
28 Abram Smith (5-11, 205, So.)
- CB 11 JAMESON HOUSTON (5-11, 200, SR.)**
37 Mark Milton (6-1, 182, R-Fr.)
- S 1 GRAYLAND ARNOLD (5-10, 190, JR.)**
22 JT Woods (6-2, 190, So.)
- S 3 CHRIS MILLER (6-0, 191, SR.)**
42 Jairon McVea (5-9, 185, Jr.)
- S 8 HENRY BLACK (6-0, 206, SR.)**
15 Christian Morgan (6-1, 211, So.)
- CB 13 RALEIGH TEXADA (5-10, 180, JR.)**
12 Kalon Barnes (6-0, 186, So.)

SPECIAL TEAMS

- FG 95 JOHN MAYERS (5-10, 184, R-FR.)**
99 Noah Rauschenberg (6-1, 203, Fr.)
- KO 89 JAY SEDWICK (5-11, 211, SO.) OR**
99 NOAH RAUSCHENBERG (6-1, 203, FR.)
- P 43 ISSAC POWER (6-1, 200, R-FR.)**
99 Noah Rauschenberg (6-1, 203, Fr.)
- KR 7 JOHN LOVETT (6-0, 212, JR.)**
21 Josh Fleeks (5-11, 188, So.)
- PR 1 GRAYLAND ARNOLD (5-10, 190, JR.) OR**
13 RJ SNEED (6-1, 200, SO.)
- LS 46 ROSS MATISCIK (6-0, 235, SR.)**
67 Thor Rodoni (6-2, 211, Jr.)
- H 32 SKYLER WETZEL (5-9, 190, JR.)**
89 Jay Sedwick (5-11, 211, So.)

CAREER STARTS

- 37 Sam Tecklenburg
- 34 Chris Platt
- 32 Denzel Mims
- 28 Blake Lynch
- 27 Clay Johnston
- 25 Charlie Brewer
- 24 Bravvion Roy
- 22 James Lynch
- 21 Grayland Arnold, Jake Fruhmorgen (9), Jordan Williams
- 20 Chris Miller
- 19 Henry Black
- 15 JaMycal Hasty, Xavier Newman, Raleigh Texada
- 13 Jameson Houston
- 12 James Lockhart
- 11 Connor Galvin
- 10 Marques Jones, John Lovett
- 9 Jalen Pitre, RJ Sneed, Tyquan Thornton, Johncarlo Valentin
- 8 Blake Bedier, Terrel Bernard, Christoph Henle
- 5 Casey Phillips, JT Woods
- 4 Gavin Holmes, Prince Pines
- 3 Jared Atkinson, Trestan Ebner, Josh Fleeks, Christian Morgan
- 2 Ross Maticcik, Ryan Miller
- 1 Kalon Barnes, Tyler Henderson, Khalil Keith, Jairon McVea, Chidi Ogbonnaya, Rob Saulin

CONSECUTIVE STARTS

- 34 Sam Tecklenburg
- 22 James Lynch
- 17 Blake Lynch

CAREER GAMES PLAYED

- 52 Chris Platt
- 47 Henry Black, Ross Maticcik, Sam Tecklenburg, Jordan Williams
- 45 Blake Lynch
- 44 Denzel Mims
- 43 Jameson Houston, Bravvion Roy
- 40 JaMycal Hasty, Chris Miller
- 39 Clay Johnston
- 38 James Lockhart (16)
- 35 Jake Fruhmorgen (19)
- 34 Jared Atkinson
- 33 Trestan Ebner, James Lynch
- 32 Grayland Arnold, John Lovett, Jairon McVea
- 31 Marques Jones, Trystan Slinker
- 30 Charlie Brewer
- 29 Jalen Pitre
- 25 Zeke Brown, Raleigh Texada
- 24 Xavier Newman
- 23 Koby Bullard, Ryan Miller
- 22 Terrel Bernard, Christoph Henle, Tyquan Thornton
- 21 Josh Fleeks
- 20 Kalon Barnes, Christian Morgan
- 19 Chidi Ogbonnaya, Rob Saulin, RJ Sneed, Skyler Wetzel (10)
- 18 Connor Galvin
- 17 Ashton Logan, Owen Rogers
- 16 Russell Morrison, Jay Sedwick
- 15 Khalil Keith, Abram Smith
- 13 Tyler Henderson
- 12 Mark Milton
- 11 Jake Copeland, Gavin Holmes, Jason Moore, Johncarlo Valentin
- 10 John Mayers, Issac Power
- 9 Blake Bedier, Gerry Bohanon, Michael McNair, Casey Phillips, Prince Pines, Ben Sims, Brayden Utley
- 8 Bryson Jackson, Niadre Zouzoua
- 7 Cody George
- 6 Gabe Hall, Bralen Taylor
- 5 TJ Franklin
- 4 Noah Rauschenberg, Will Williams
- 3 Dru Dixon, Jackson Gleeson, Josh Landry, Garret McGuire, Ty Smith, Jim Threet
- 2 Davis Baucum, Will Baxter, Blake George, Colby Johnston, Matt Jones, Qualan Jones, Alex Lanham, Paul Matavao-Poialii, Cole Maxwell, Tripp Mitchell, Kyle Peterson, Garmon Randolph, Thor Rodoni, Harrison White, Kolby White, Craig Williams
- 1 Brandon Bass, Jacoby Clarke, Colby Delashaw, Collin Losack, Shevin Smith, Yusuf Terry, Solo Turner, Brandon White, Jonah White

(italics represent previous school total)

PRONUNCIATION GUIDE

GRAYLAND Arnold	GRAY-lund
KALON Barnes	KAY-lun
Blake BEDIER	BEH-dee-YAY
TERREL Bernard	TUH-rell
GERRY Bohanon	Gary
Davis DIVALL	Davis DUH-VOL
Trestan EBNER	TRESS-tan EBB-nurr
Jake FRUHMORGEN	froo-MOHR-gen
CHRISTOPH HENLE	KRISS-toff HEN-lee
MARQUES Jones	MAR-kuss
QUALAN Jones	KWAY-lun
KHALIL Keith	KUH-leal
Henry KLINGE	Cling
Paul MATAVAO-POIALII	Mot-UH-vow POE-uh-LEE-ee
Ross MATISCIK	Mat-IZ-sick
JAIRON MCVEA	JARE-un MICK-vay

XAVIER Newman	ex-AY-vee-uhr
CHIDI OGBONNAYA	CHEE-dee OH-bug-nye-uh
Jalen PITRE	PEE-tree
Noah RAUSCHENBERG	RAW-shin-BURG
Thor RODONI	RUH-dohn-ee
BRAVVION Roy	BRAY-vee-on
BRALEN Taylor	BRAY-lin
YUSUF Terry	You-SUFF
RALEIGH TEXADA	RAW-lee tuh-HAH-duh
TYQUAN Thornton	tye-KWON
Johncarlo VALENTIN	Val-in-tine
Skyler WETZEL	Wet-ZULL
Jacob ZENO	ZEE-no
Niadré ZOUZOUA	KNEE-ah-DRAY ZOO-zwah

PLAYER SPOTLIGHTS



1 GRAYLAND ARNOLD

S • 5-10 • 190 • JR. • 2L
KOUNTZE, TEXAS (KOUNTZE HS)

Veteran defensive back that redshirted 2018 ... voted a single digit by teammates in 2017 and 2018

2019 (Junior): Has started six of eight games played on the season at safety ... Hauled in 2 interceptions, the second on 4th down in the endzone to solidify the triple-overtime victory over TCU (11/9), also collected 2 tackles on the day ... finished with 2 tackles and 1 pass breakup vs. WVU (10/31) ... Had 2 tackles and returned 1 punt for 12 yards vs. Texas Tech (10/12) ... Collected his first interception of the season and first since 2017 at K-State (10/5), also had his first-career sack ... Had 3 tackles (2 solo) and returned 2 punts vs. ISU (9/28) ... Tallied 4 tackles (2 solo), including 1.0 TFL in a victory at Rice (9/21) ... Named Big 12 Special Teams Player of the Week after returning a punt 73 yards for a touchdown vs. UTSA (9/7), the first punt return TD for the Bears since 2013, tied for the ninth longest in program history, also collected three tackles on the day ... Against SFA (8/31), made 4 tackles (2 solo) and a half TFL, also returned 2 punts for a total of 17 yards, including a career-long 13 yard return.

DEFENSIVE

YEAR	G/GS	UT	AT	TT	TFL-YD	QBS-YD	FF/FR	PBU	INT-YD
2016	11/4	17	3	20	2.0-10	0-0	0/0	4	0-0
2017	9/9	26	9	35	3.0-8	0-0	1/1	8	1-20
2018	4/2	6	0	6	0-0	0-0	0/0	0	0-0
2019	8/6	13	8	21	2.5-5	1.0-3	0/0	2	3-17
CAREER	32/21	61	19	82	6.5-20	1.0-3	1/1	14	4-37

PUNT RETURNS

YEAR	G/GS	NO	YD	AVG	TD	LP/OPPONENT
2016	11/4	0	0	0.0	0	--
2017	9/9	0	0	0.0	0	--
2018	4/2	2	12	6.0	0	11/Kansas
2019	8/6	9	111	12.3	1	73/UTSA
CAREER	32/21	11	123	11.2	1	73/UTSA (2019)

CAREER BESTS

Tackles: 6 vs. Texas Tech (11/11/17); at TCU (11/24/17)
Solo Tackles: 5 at TCU (11/24/17)
Sack: 1 at K-State (10/5/19)
Tackles-For-Loss: 2 vs. Boise State (12/27/16)
Interceptions: 2 at TCU (11/9/19)
Forced Fumbles: 1 at Oklahoma State (10/14/17)
Fumble Recoveries: 1 at Oklahoma State (10/14/17)
Pass Breakups: 2 at WVU (12/3/16); vs. ISU (11/18/17)



16 JARED ATKINSON

WR • 6-3 • 216 • JR. • 2L
MESQUITE, TEXAS (HORN HS)

2019 (Junior): Has appeared in all nine games on the year ... hauled in 1 reception for 9 yards at TCU (11/9) ... had a season-high 2 receptions for 21 yards with a long of 13 yards vs. WVU (10/31) ... Made an appearance at OSU (10/19), vs. Texas Tech (10/12) and at K-State (10/5), but did not record a catch ... Recorded his second catch of the season, a 9-yd reception vs. ISU (9/28) ... made an appearance at Rice (9/21) and had one pass attempt to his credit, but did not record a catch ... Made an appearance vs. UTSA (9/7) but did not catch a pass ... Caught one pass for 16 yards vs. SFA (8/31).

ATKINSON CAREER STATISTICS

RECEIVING

YEAR	G/GS	REC	YD	AVG	TD	LP/OPPONENT
2016	9/0	4	44	11.0	0	20/at West Virginia
2017	12/2	5	73	14.6	0	25/at TCU
2018	4/1	0	0	0.0	0	0/0
2019	9/0	5	55	11.0	0	16/SFA
CAREER	34/3	14	172	12.3	0	25/at TCU

PASSING

YEAR	G/GS	CMP	ATT	PCT	YDS	INT	TD	EFF.	LP/OPPONENT
2016	9/0	0	0	0.0	0	0	0	0.0	0
2017	122	1	1	100.0	20	0	0	268.0	20/
2018	4/0	1	1	100.0	36	0	0	402.4	36/UTSA
2019	9/0	0	1	0.0	0	0	0	0.0	-
CAREER	34/2	2	3	66.7	56	0	0	223.5	36/UTSA

RUSHING

YEAR	G/GS	ATT	YD	AVG/A	TD	LP/OPPONENT
2016	9/0	1	1	1.0	0	1
2017	12/2	2	15	7.5	0	8/Iowa State
2018	4/0	0	0	0.0	0	-
2019	9/0	0	0	0.0	0	-
CAREER	34/2	3	16	5.3	0	8/Iowa State

CAREER BESTS

Receptions: 3 at TCU (11/24/17)
Receiving Yards: 49 at TCU (11/24/17)
Touchdowns: --
Longest Reception: 25 at TCU (11/24/17)
100-Yard Games: Season (0); Career (0)
200-Yard Games: Season (0); Career (0)



12 KALON BARNES

CB • 6-0 • 186 • SO. • 1L
SILSBEE, TEXAS (SILSBEE HS)

One of the fastest player in the nation ... member of Baylor track and field team ... all conditions 100 meter personal best of 10.04 during senior year of high school ... won Texas high school 100 and 200 meter titles in both 2017 and 2018 ... nickname is "Boogie" ... moved to corner from wide receiver during 2018 fall camp.

2019 (Sophomore): Collected 2 tackles (1 solo) at TCU (11/9) ... had 2 tackles (1 solo) vs. WVU (10/31) ... hauled in his first career interception as he picked one off in the end zone and returned it for 18 yards, also finished with 1 tackle and 1 pass breakup at OSU (10/19) ... had 2 tackles (both solo) vs. Texas Tech (10/12) ... Was credited with 1 tackle and 1 pass breakup at K-State (10/5) ... Had 1 tackle and 1 pass breakup in victory over ISU (9/28) ... Tallied 1 tackle and forced his first-career fumble at Rice (9/21) ... Collected a career-high 4 tackles (2 solo) and was credited with one pass breakup vs. UTSA (9/7) ... Made his season debut in the opener vs. SFA (8/31), making one tackle, also credited with one pass defense.

BARNES CAREER STATISTICS


DEFENSIVE

YEAR	G/GS	UT	AT	TT	TFL-YD	QBS-YD	FF/FR	PBU	INT-YD
2018	11/1	7	3	10	0-0	0-0	0/0	1	0-0
2019	9/0	9	6	15	0.5-0	0-0	1/0	5	1-18
CAREER	20/1	16	9	25	0.5-0	0-0	1/0	6	1-18

PLAYER SPOTLIGHTS

DEFENSIVE CAREER BESTS

Tackles: 4, vs. UTSA (9/7/19)
Solo Tackles: 3, vs. Oklahoma State (11/3/18)
Tackles-For-Loss: 0.5 vs. SFA (8/31/19)
Interceptions: 1 at Oklahoma State (10/19/19)
Forced Fumbles: 1 at Rice (9/21/19)
Fumble Recoveries: N/R
Pass Breakups: 1, 4x, at Oklahoma State (10/19), vs. ISU (9/28/19), vs. UTSA (9/7/19), vs. Kansas State (10/6/18)



26

TERREL BERNARD

LB • 6-1 • 222 • SO. • 1L
 LA PORTE, TEXAS (LA PORTE HS)

2019 (Sophomore): Has appeared in all nine games on the season and started 3 games at WLB and 3 at MLB ... tallied 19 total tackles (13 alone in the first half), the most by a Baylor defender in a game since 2011 and most under Coach Rhule, also hauled in first interception of the season and had 1.0 sack and 3.0 TFL in triple OT victory at TCU (11/9), earning him Big 12 Defensive Player of the Week honors (Nov. 11) ... collected 10 tackles (6 solo, also a career best), along with 1.0 sack, his first of the season, 1.5 TFL and 2 QB hurries vs. WVU (10/31) ... was named Big 12 Defensive Player of the Week after making his first start of the year at MLB and scooping up a fumble for a TD, along with collecting 9 tackles at OSU (10/19) ... had 6 tackles (4 solo) vs. Texas Tech (10/12), also was credited with a half a sack and 1 QB hurry ... collected 5 tackles (2 solo) and was credited with 1 pass breakup at K-State (10/5) ... finished tied for second on the team with a season-high 6 tackles (2 solo) vs. ISU (9/28) ... tallied 5 tackles (3 solo) at Rice (9/21) ... collected 4 tackles (1 solo) and was credited with 1 QBH vs. UTSA (9/7)... in the season opener vs. SFA (8/31), collected 4 total tackles (2 solo).

BERNARD CAREER STATISTICS

DEFENSIVE									
YEAR	G/GS	UT	AT	TT	TFL-YD	QBS-YD	FF/FR	PBU	INT-YD
2017	2/0	0	0	0	0-0	0-0	0/0	0	0-0
2018	11/2	25	22	47	3.0-15	1-12	0/0	1	1-28
2019	9/6	29	39	68	5.5-26	2.5-19	0/1	2	1-20
CAREER	22/8	54	61	115	8.5-41	3.5-31	0/0	3	2-48

CAREER BESTS

Tackles: 19 at TCU (11/9/19)
Solo Tackles: 6, 2x, at TCU (11/9/19), vs. West Virginia (10/31/19)
Tackles-For-Loss: 3.0 at TCU (11/9/19)
Sacks: 1, 3x, at TCU (11/9/19), vs. West Virginia (10/31/19), at UTSA (9/8/18)
Interceptions: 1, 2x, at TCU (11/9/19), vs. ACU (9/11/18)
Forced Fumbles: --
Fumble Recoveries: 1 at Oklahoma State (10/19/19)
QB Hurries: 2 vs. West Virginia (10/31/19)



8

HENRY BLACK

S • 6-0 • 206 • SR. • 3L
 SHREVEPORT, LA. (WOODLAWN HS)

Ranks second among active Baylor players in career games played with 47 Voted a single-digit by his teammates in Aug. 2019 and 2018 ... Completed undergraduate degree in December 2018.

2019 (Senior): Has started all nine games on the season ... had 4 tackles (2 solo) and 1 TFL at TCU (11/9) ... collected 5 tackles vs. WVU (10/31) ... tied his season-best in back-to-back games with 6 tackles (5 solo) along with a career-high 2 pass breakups at OSU (10/19) ... tallied a season-best 6 tackles (5 solo), along with 1 pass breakup vs. Texas

Tech (10/12/19) ... collected 1 tackle in a victory at K-State (10/5) ... finished with 3 tackles (all solo) with 1 pass breakup, the first of his career in a victory over ISU (9/28) ... had 2 tackles in the Bears' victory at Rice (9/21) ... finished with 5 tackles vs. UTSA (9/7), second most on the team. against SFA (8/31), made 1 tackle in the win.

BLACK CAREER STATISTICS

DEFENSIVE									
YEAR	G/GS	UT	AT	TT	TFL-YD	QBS-YD	FF/FR	PBU	INT-YD
2015									
2016	13/0	6	2	8	0-0	0-0	0/0	0	0-0
2017	12/6	13	12	25	0-0	0-0	0/0	1	1-0
2018	13/4	18	6	24	3.0-21	2.0-18	0/0	0	0-0
2019	9/9	24	9	33	1.0-0	0-0	0/0	4	0-0
CAREER	47/19	61	29	90	4.0-21	2.0-18	0/0	5	1-0

CAREER BESTS

Tackles: 8 vs. TCU (11/17/18)
Solo Tackles: 6 vs. TCU (11/17/18)
Tackles-For-Loss: 2.0 vs. TCU (11/17/18)
Sacks: 1.0, 2x, vs. TCU (11/17/18) vs. Kansas State (10/6/18)
Interceptions: 1 at Duke (9/16/17)
Forced Fumbles: --
Fumble Recoveries: --
Pass Breakups: --2 at Oklahoma State (10/19/19)



11

GERRY BOHANON

QB • 6-3 • 221 • R-FR. • RS
 EARLE, ARK. (EARLE HS)

Physical, athletic quarterback prospect expected to backup Charlie Brewer in 2019 ... saw action in three games as true freshman, but earned redshirt ... enrolled January 2018 ... Spring 2018 Big 12 Commissioner's Honor Roll.

2019 (RS-Freshman): In his sixth appearance of the year rushed twice for 13 yards vs. WVU (10/31) ... made his fifth appearance of the year vs. Texas Tech (10/12) and rushed once for 4 yards, also had 1 pass attempt ... in his fourth appearance of the season at K-State (10/5), rushed 4 yards for a TD, his second of the year, also connected with RJ Sneed for a career-long pass of 38 yards as he was 1-for-1 passing and had 3 rushing attempts in the victory ... Made his third appearance of the season vs. Iowa State (9/28) ... against UTSA (9/7) rushed for 93 yards on 7 carries, including his first career rushing TD, also was 4-for-7 passing for 15 yards ... in the season opener vs. SFA (8/31), was 5-for-6 for 51 yards passing, tossed his first career TD pass, a 9-yd pass to Tyquan Thornton, also rushed for 84 yards on six carries with a long of 39.

BOHANON CAREER STATISTICS

PASSING										
YEAR	G/GS	CMP	ATT	PCT	YDS	INT	TD	EFF.	LP/OPPONENT	
2018	3/0	0	1	0.0	0	0	0	0.0	0	
2019	6/0	10	15	66.7	104	0	1	146.9	38/K-State	
CAREER	9/0	10	16	62.5	104	0	1	137.7	38/K-State	

RUSHING

YEAR	G/GS	ATT	YD	AVG/A	TD	LP/OPPONENT
2018	3/0	2	5	2.5	0	3/Oklahoma State
2019	6/0	20	194	9.7	2	38/UTSA
CAREER	9/0	22	199	9.0	2	38/UTSA

PLAYER SPOTLIGHTS



12

CHARLIE BREWER

QB • 6-1 • 206 • JR. • 2L
AUSTIN, TEXAS (LAKE TRAVIS HS)

Athletic, accurate, smart QB with outstanding intangibles ... has started 24 of last 25 games for Baylor ... 2019 Preseason All-Big 12 selection (Phil Steele) ... 2019 Davey O'Brien Award watch list ... 2019 Maxwell Award watch list ... 2017 Big 12 Co-Offensive Freshman of the Year (Coaches) ... Is the fourth player in BU history to throw for 6,000+ yards in his career (now has 6,919, putting him in sole possession of third place on the BU career list) ... Has 14 career rushing TDs, tying him for fourth-most in program history ... Career completion percentage of .649 is second-best in BU history (RGIII, .671) ... Has posted 17 career 200+ passing yard games, good for 7th most in program history ... The Austin native has eclipsed 300 yards passing 11 times, becoming the third player in program history with 10 or more games of 300+ yards passing ... Brewer has passed for 400+ yards twice, fifth most in BU history (Robert Griffin III, Bryce Petty, Blake Szymanski, Nick Florence) ... 2017 Big 12 Offensive Freshman of the Year (Waco Trib and Athlon Sports) ... Set national high school completion percentage record as all-state senior while winning state title ... Father, uncle and older brother all played quarterback in college.

2019 (Junior): Accounted for all 3 TDs in Baylor's triple OT victory at TCU (11/9), rushed for his 7th TD of the year and passed for 2 more as he tallied a season high 27 completions on the day (27-for-41) for 195 yards and 1 INT, also rushed for 26 total yards ... was 20-for-26 for 277 yards passing, 2 TDs and no INTs, along with 25 yards rushing on 19 attempts in a victory over WVU (10/31) ... threw for 312 yards on 13-of-17 passing with 1 TD, while rushing for 16 yards on 12 carries with 1 TD as he led the Bears back to a win at OSU (10/19) ... rushed for a career-best three TDs vs. Texas Tech (10/12), becoming the first BU QB since Bryce Petty in the 2014 Fiesta Bowl to rush for 3 TDs in a game, also finished with 352 yards passing (24-for-37) ... Was 14-for-23 passing for 230 yards and 1 TD, along with 3 rushing attempts in a victory at K-State (10/5) ... Riding a strong second-half performance, Brewer had his second-straight 300+ passing yards performance vs. Iowa State (9/28), throwing for 307 yards on 26-of-45 passing, tying his career high of 3 TD passes, also rushed 13 times for 29 yards in the victory ... was 20-for-27 for 303 yards and 1 TD, including a season-long pass of 50 yards (a TD to Platt), also led the team in rushing as he rushed 12 times for 58 yards, including 1 TD at Rice (9/21) ... against UTSA (9/7), was 12-for-16 passing for 163 yards and 3 TD passes, also rushed 4 times for 10 yards, including his eighth-career rushing TD on a 5-yd scamper, did not throw an interception ... in the season opener vs. SFA (8/31), threw for 199 yards on 21-of-31 passing, with three passing TDs and no interceptions.

BREWER CAREER STATISTICS

PASSING

YEAR	G/GS	CMP	ATT	PCT	YDS	INT	TD	EFF.	LP/OPPONENT
2017	8/4	139	204	68.1	1,562	4	11	146.33	58/at TCU (TD)
2018	13/12	240	390	62.0	3,019	9	19	138.0	75/Vanderbilt
2019	9/9	177	263	67.3	2,338	4	16	159.0	78/at OSU
CAREER	30/25	556	857	64.9	6,919	17	46	146.4	78/at OSU

RUSHING

YEAR	G/GS	ATT	YD	AVG/A	TD	LP/OPPONENT
2017	8/4	65	166	2.6	0	51/at TCU
2018	13/12	133	375	2.8	7	38/Vanderbilt
2019	9/9	95	211	2.2	7	25/Rice (TD)
CAREER	30/25	293	752	2.6	14	51/at TCU

RECEIVING

YEAR	G/GS	REC	YD	AVG	TD	LP/OPPONENT
2017	8/1	1	20	20.0	0	20/Kansas
2018	13/12	1	36	36.0	0	36/UTSA
2019	9/9	0	0	0	0	-
CAREER	30/25	2	56	28.0	0	36/UTSA (2018)

CAREER BESTS

PASSING

Attempts: 63 vs. Texas Tech (11/11/17)
Completions: 43 vs. Texas Tech (11/11/17)
Yards: 417 vs. Texas Tech (11/11/17)
Touchdowns: 3, 6 times, vs. Iowa State (9/27/19), vs. Texas Tech (11/24/18); vs. Kansas (9/22/18); at UTSA (9/8/18); at Kansas (11/4/17); vs. Texas Tech (11/11/17)
Longest Pass: 78 at Oklahoma State (10/19/19)
200-Yard Games: Season (6); Career (17) (Last at Oklahoma State 10/19/19)
300-Yard Games: Season (4); Career (11) (Last at Oklahoma State 10/19/19)
400-Yard Games: Season (0); Career (2) (Last at Oklahoma 9/29/18)

RUSHING

Attempts: 18 vs. TCU (11/17/18)
Yards: 109 vs. Vanderbilt (12/27/18)
Touchdowns: 3 vs. Texas Tech (10/12/19)
Longest Rush: 51 at TCU (11/24/17)
100-Yard Games: Season (0); Career (1)
200-Yard Games: Season (0); Career (0)



25

TRESTAN EBNER

RB • 5-11 • 208 • JR. • 2L
HENDERSON, TEXAS (HENDERSON HS)

Quick runner with elite pass-catching skills ... 10th among Power 5 running backs with 29 receptions in 2018 ... three career 100-yard games (two receiving, one rushing) ... 2019 Preseason All-Big third team (Athlon), 2019 Preseason All-Big 12 fourth team (Phil Steele)

2019 (Junior): Had 1 carry and 2 receptions at TCU (11/9) ... rushed 7 times for 14 yards, had 1 reception for 12 yards and returned 1 kick for 12 yards vs. WVU (10/31) ... made an appearance at OSU (10/19) but did not record a stat ... had 2 receptions for 47 yards, including a season-long reception for 27 yards earned his 2nd start of the season at K-State (10/5), with both of his receptions coming on a key game-tying drive at the end of the fourth quarter ... rushed 9 times for 6 yards and hauled in 2 passes for 24 yards ... rushed 4 times for 16 yards in a victory over ISU (9/28) ... at Rice (9/1) carried the ball 7 times for 10 yards, also had 1 reception for 5 yards ... against UTSA (9/7) rushed 4 times for 76 yards with a long of 55 yards, a new career best ... had a career day in the season opener vs. SFA (8/31), scored a career-high three touchdowns (two rushing, one receiving), opened up scoring with a 16-yard receiving TD and then in the second quarter had back-to-back scores, a 21-yard rushing TD and an 11-yd rushing TD, finished with 2 carries (both scores) for 32 yards and 5 receptions for 40 yards.

EBNER CAREER STATISTICS

RUSHING

YEAR	G/GS	ATT	YD	AVG	TD	LP/OPPONENT
2017	11/0	23	121	5.3	2	40/WVU (TD)
2018	13/1	69	413	6.0	1	34/Vanderbilt (TD)
2019	9/2	34	163	4.8	2	55/UTSA
CAREER	33/3	126	697	5.5	5	55/UTSA

RECEIVING

YEAR	G/GS	REC	YD	AVG	TD	LP/OPPONENT
2017	11/0	20	267	13.4	3	58/at TCU (TD)
2018	13/1	29	348	12.0	1	75/Vanderbilt (TD)
2019	9/2	13	128	9.8	1	27/Texas Tech
CAREER	33/3	62	743	12.0	5	75/Vanderbilt (2018)

PASSING

YEAR	G/GS	CMP	ATT	PCT	YDS	INT	TD	EFF.	LP/OPPONENT
2017	11/0	0	0	0.0	0	0	0	0.0	--
2018	13/1	0	1	0.0	0	1	0	-200.0	--
2019	8/2	0	0	0.0	0	0	0	0.0	--
CAREER	33/3	0	1	0.0	0	1	0	-200.0	--

PLAYER SPOTLIGHTS

CAREER BESTS

RUSHING

Attempts: 17 vs. Kansas State (10/6/18)
Yards: 100 vs. Kansas State (10/6/18)
Touchdowns: 2 vs. SFA (8/31/19)
Longest Rush: 55 vs. UTSA (9/7/19)
100-Yard Games: Season (0); Career (1) vs. Kansas State (10/6/18)
200-Yard Games: Season (0); Career (0)

CAREER BESTS

RECEIVING

Receptions: 6 at TCU (11/24/17)
Receiving Yards: 109, twice vs. Vanderbilt (12/27/18); vs. West Virginia (10/22/17)
Touchdowns: 2 vs. West Virginia (10/22/17)
Longest Reception: 75 vs. Vanderbilt (12/27/18)
100-Yard Games: Season (0); Career (2) (Last vs. Vanderbilt 12/27/18)
200-Yard Games: Season (0); Career (0)



21

JOSH FLEEKES

WR • 5-11 • 188 • SO. • 1L
DALLAS, TEXAS (CEDAR HILL HS)

Speedy, elusive slot receiver that excels with ball in his hands ... 2019 Preseason All-Big 12 fourth team (Phil Steele)

2019 (Sophomore): Hauled in a career-best 6 receptions for 42 yards with a long of 12 yards at TCU (11/9) ... had 2 receptions for 10 yards and 1 rushing attempt for 3 yards vs. WVU (10/31) ... collected a career-high 126 receiving yards on three receptions, including 1 TD, a 64-yd reception which was a career long, also rushed 1 time for 8 yards and returned 1 kick for 16 yards at OSU (10/19) ... had 1 reception for 6 yards and returned 3 kicks for 97 yards, including a long of career-long return of 60 yards vs. Texas Tech (10/12) ... made an appearance at K-State (10/5) and vs. ISU (9/28), but did not record a stat in either contest... rushed for his first TD of the year, a 6-yd scamper at Rice (9/21), overall had 2 carries for 5 yards and returned 1 kick for 14 yards ... had 1 kick return for 25 yards vs. UTSA (9/7) ... in the season opener vs. SFA (8/31), caught 4 passes for 37 yards, also returned 1 kickoff for 16 yards.

FLEEKES CAREER STATISTICS

RECEIVING

YEAR	G/GS	REC	YD	AVG	TD	LP/OPPONENT
2018	12/1	14	126	9.0	1	34/Kansas (9/22/18)
2019	9/1	16	221	13.8	1	64/at OSU (10/19/19) (TD)
CAREER	21/2	30	347	11.6	2	64/at OSU (10/19/19) (TD)

RUSHING

YEAR	G/GS	ATT	YD	AVG	TD	LP/OPPONENT
2018	12/1	9	16	1.8	1	17/OSU (11/3/18)
2019	9/1	4	16	4.0	1	6/Rice (TD) (9/21/19)
CAREER	21/2	13	32	2.0	2	17/OSU (2018)

KICK RETURNS

YEAR	G/GS	NO	YD	TD	LONG	AVG/R
2018	12/1	21	380	0	41	18.1
2019	9/1	7	168	0	60	24.0
CAREER	21/2	28	548	0	60	19.6

ALL-PURPOSE

YEAR	G/GS	RUSH	RCV	PR	KR	TOTAL	AVG/G
2018	12/1	16	126	0	380	522	43.5
2019	9/1	16	221	0	168	405	45.0
CAREER	21/2	32	347	0	548	927	44.1

CAREER BESTS

RUSHING

Attempts: 2, 3x, vs. OSU (11/3/18), at West Virginia (10/25/18), vs. ACU (9/1/18)
Yards: 18, vs. OSU (11/3/18)
Touchdowns: 1, 2x, at Rice (9/21/19), at West Virginia (10/25/18)
Longest Rush: 17, vs. OSU (11/3/18)
100-Yard Games: --
200-Yard Games: --

RECEIVING

Receptions: 6 at TCU (11/9/19)
Receiving Yards: 126 at OSU (10/19/19)
Touchdowns: 1, 2X, at OSU (10/19/19), vs. Kansas (9/22/18)
Longest Reception: 64 at OSU (10/19/19)
100-Yard Receiving Games: 1 at OSU (10/19/19)
200-Yard Receiving Games: --



95

GABE HALL

DT • 6-5 • 305 • FR. • HS
WALLER, TEXAS (WALLER HS)

2019 (Freshman): Has appeared in six games on the season ... Had 1 tackle, including his first half TFL vs. Texas Tech (10/12) ... Earned the first tackles of his career at K-State (10/5), finishing with a career-high 2 ... Was credited with 2 QB hurries, the first of his career, in a victory over ISU (9/28) ... Has blocked 1 of 2 kicks for the Bears this year ... Appeared for the Bears at DT at Rice (9/21) ... Made an appearance vs. UTSA (9/7), but did not record a stat ... Made his collegiate debut vs. SFA (8/31), came up with his first career blocked kick as he blocked an SFA field goal attempt.

HALL CAREER STATISTICS

DEFENSIVE

YEAR	G/GS	UT	AT	TT	TFL-YD	QBS-YD	FF/FR	QBH	INT-YD
2019	6/0	1	2	3	0.5-1	0-0	0/0	2	0-0

CAREER BESTS

Tackles: 2 at K-State (10/5/19)
Solo Tackles: 1 at K-State (10/5/19)
Tackles-For-Loss: N/A
Sacks: N/A
Forced Fumbles: N/A
Fumbles Recovered: N/A
QB Hurries: 2 - vs. Iowa State (9/27/19)
Pass Breakups: N/A
Blocked Kick: 1 vs. SFA (8/31)

PLAYER SPOTLIGHTS



6
JAMYCAL HASTY
 RB • 5-9 • 205 • SR. • 3L
 LONGVIEW, TEXAS (LONGVIEW HS)

Elusive and quick fifth-year senior running back ... 40 games played with 16 career starts ... Rushed for 434 yards on 82 carries, 4 rushing TDs, 1 receiving TD in 2018 ... Ran for 314 yards and one TD in injury-marred sophomore season ... Rushed for 623 yards and three scores as a redshirt freshman in 2016 ... Sat out 2015 as redshirt ... 2018 Big 12 All-Academic second team selection ... Graduated with a degree in health, kinesiology and leisure studies in August 2018 ... selected by his teammates for a single-digit jersey number in 2019 and 2018.

2019 (Senior): Had 9 carries for 22 yards and made 2 receptions for 13 yards at TCU (11/9) ... rushed for 77 yards on 14 carries vs. WVU (10/31) ... had a career performance at OSU (10/19), rushing 16 times for a career-best 146 yards, including a career-long of 73 yards for one TD and also rushed for a second, along with finishing 1 yard shy of tying his career best with 66 receiving yards on 3 receptions, finishing with 212 all-purpose yards ... rushed 5 times for 37 yards and 1 TD, the game-winning TD, a 5-yd run in the second OT period vs. Texas Tech (10/12), also had 4 receptions for 38 yards on the day ... finished with a season-best 87 yards rushing on 8 carries, along with a season-best 33 yd carry at K-State (10/5), also had 1 reception for 5 yards and 1 kick return for a season-high 21 yards ... had 3 carries for 10 yards and 3 receptions, a season high, for 14 yards in a victory over ISU (9/28) ... rushed 7 times for 39 yards, with a long of 21 yards, also had 1 reception for 6 yards and had 1 kick return for 11 yards at Rice (9/21) ... rushed 7 times for 18 yards and his first TD of the year, also caught 2 passes for 8 yards vs. UTSA (9/7) ... Made his 14th career start in the season opener vs. SFA (8/31), collected 25 yards rushing on 10 carries, also tallied 2 receptions for 6 yards.

HASTY CAREER STATISTICS

RUSHING

YEAR	G/GS	ATT	YD	AVG	TD	LP/OPPONENT
2015			redshirt			
2016	12/0	119	623	5.2	3	31/at Rice
2017	8/3	76	314	4.1	1	41/Iowa State
2018	11/10	82	434	5.3	4	54/ACU (TD)
2019	9/3	79	461	5.8	4	73/at OSU (TD)
CAREER	40/16	356	1832	5.1	12	73/at OSU (TD)

RECEIVING

YEAR	G/GS	REC	YD	AVG	TD	LP/OPPONENT
2015			redshirt			
2016	12/0	3	26	8.7	0	21/at Rice
2017	8/3	25	105	4.2	0	17/Texas Tech
2018	11/10	26	170	6.5	1	34/ACU
2019	9/3	18	156	8.7	0	63/at OSU
CAREER	40/16	72	457	6.3	1	63/at OSU

KICK RETURNS

YEAR	G/GS	NO	YD	AVG	TD	LP/OPPONENT
2015			redshirt			
2016	12/0	8	160	20.0	0	23
2017	8/3	2	55	27.5	0	36
2018	11/10	0	00	0.0	0	--
2019	9/2	2	32	16.0	0	21/K-State
CAREER	40/16	0	247	20.6	0	36

CAREER BESTS

RUSHING
Attempts: 19 at Oklahoma (11/12/16)
Yards: 146 at OSU (10/19/19)
Touchdowns: 2, 2x, at OSU (10/19/19), vs. ACU (9/11/18)
Longest Rush: 73 at OSU (10/19/19)
100-Yard Games: Season (1); Career (3) (Last 10/19/19 at OSU)
200-Yard Games: Season (0); Career (0)

CAREER BESTS

RECEIVING
Receptions: 9 vs. Texas Tech (11/11/17)
Receiving Yards: 67 vs. ACU (9/11/18)
Touchdowns: 1 at UTSA (9/8/18)
Longest Reception: 34 vs. ACU (9/11/18)
100-Yard Games: Season (0); Career (0)
200-Yard Games: Season (0); Career (0)



87
CHRISTOPH HENLE
 TE • 6-6 • 259 • SO. • 1L
 INNSBRUCK, AUSTRIA (THE OAKRIDGE SCHOOL)

Physical blocker that served as primary tight end during 2018 season ... Enrolled January 2018 ... originally from Innsbruck, Austria ... attended high school in Arlington, Texas ... spring 2018 Big 12 Commissioner's Honor Roll selection.

2019 (Sophomore): Has appeared in all nine games this season at tight end ... made appearances at TCU (11/9) vs. WVU (10/31), at OSU (10/19), vs. Texas Tech (10/12), at K-State (10/5) and vs. ISU (9/27), but did not record a stat in those contests ... hauled in his second catch of the season, a season-long 11-yd reception at Rice (9/21) ... earned his first start of the season vs. UTSA (9/7) but did not record a catch ... had 1 reception for 8 yards in the season opener vs. SFA (8/31).

HENLE CAREER STATISTICS

RECEIVING

YEAR	G/GS	REC	YD	AVG	TD	LP/OPPONENT
2018	13/6	7	58	8.3	0	13/Kansas (9/22/18)
2019	9/1	2	19	9.5	0	11/Rice (9/21/19)
CAREER	22/7	9	77	8.6	0	13/Kansas (2018)

CAREER BESTS

Receptions: 2, vs. Vanderbilt (12/27/18)
Receiving Yards: 13 vs. Kansas (9/22/18)
Touchdowns: --
Longest Reception: 13 vs. Kansas (9/22/18)
100-Yard Games: --



11
JAMESON HOUSTON
 CB • 5-11 • 200 • SR. • 3L
 AUSTIN, TEXAS (ST. MICHAEL'S ACADEMY)

2019 (Senior): Has appeared in all 9 games on the season, starting all 9 at cornerback ... collected 5 tackles (all solo) at TCU (11/9) ... hauled in his first career interception vs. WVU (10/31), along with 1 tackle and 2 pass breakups ... tallied 5 tackles and was credited with 2 breakups at OSU (10/19) ... finished with a career-high 7 tackles (3 solo) and had 1 fumble recovery vs. Texas Tech (10/12) ... had 1 tackle in the victory at K-State (10/5) ... collected 2 tackles vs. ISU (9/28) ... at Rice (9/21), tallied a season-best 4 tackles (2 solo) along with 1 pass break up ... started at cornerback vs. UTSA (9/7) collected 2 tackles on the day ... was named a game team captain for the season opener vs. SFA (8/31), started at cornerback, did not record a stat.

PLAYER SPOTLIGHTS

HOUSTON CAREER STATISTICS									
DEFENSIVE									
YEAR	G/GS	UT	AT	TT	TFL-YD	QBS-YD	FF/FR	QBH	INT-YD
2016	11/2	13	2	15	0.5-1	0-0	1/1	0	0-0
2017	11/2	16	2	18	1.0-4	0-0	0/0	1	0-0
2018	12/0	6	3	9	0-0	0-0	0/0	0	0-0
2019	9/9	19	8	27	0-0	0-0	0/1	0	1-0
CAREER	43/13	54	15	69	1.5-5	0-0	1/2	1	1-0

CAREER BESTS
Tackles: 7 vs. Texas Tech (10/12/19)
Solo Tackles: 5, 2x, at OSU (10/19/19), vs. Texas (10/28/17)
Tackles-For-Loss: 1.0 vs. Texas Tech (11/11/17)
PBUs: 2, at OSU (10/19/19)
Forced Fumbles: 1 at Texas (10/29/16)
Recovered Fumbles: 1, 2x, vs. Texas Tech (10/12/19), at Texas (10/29/16)
Interceptions: 1, vs. West Virginia (10/31)



52
MATT JONES
 LB • 6-3 • 237 • FR. • HS
 ODESSA, TEXAS (ODESSA PERMIAN HS)

2019 (Freshman): Tallied 1 tackle vs. UTSA (Sept. 7) ... Made his Baylor debut vs. SFA (Aug. 31), tallying a career-high 3 tackles, including half a sack.

M. JONES CAREER STATISTICS									
DEFENSIVE									
YEAR	G/GS	UT	AT	TT	TFL-YD	QBS-YD	FF/FR	QBH	INT-YD
2019	2/0	1	3	4	0.5-2	0.5-2	0/0	0	0-0



84
MARQUES JONES
 WR • 6-2 • 211 • SR. • 2L
 MCKINNEY, TEXAS (MCKINNEY HS)

Speedy wide receiver and scholar athlete ... Named Baylor's 2018-19 engineering student of the year ... Scored first and last touchdowns of 2018 season for Baylor including the game-winner vs. Vanderbilt in Texas Bowl ... Has played in 28 career games with 10 starts ... 2018 Gerald Lage Academic Achievement Award from Big 12 ... 2018 and 2017 Academic All-Big 12 first team ... Completed a 4.0 GPA in Electrical and Computer Engineering for spring 2019 ... Earned a scholarship at the end of 2018 fall camp.
2019 (Senior): Has appeared in 6-of-9 games on the season for the Bears ... made back-to-back appearances at K-State (10/5) and vs. Iowa State (9/28) but did not record a stat ... made his second-straight start of the season at receiver vs. UTSA (9/7) ... started at wide receiver in the season opener vs. SFA (8/31), did not record a stat.

M. JONES CAREER STATISTICS						
RECEIVING						
YEAR	G/GS	REC	YD	AVG	TD	LP/OPPONENT
2015			redshirt			
2016	0/0	0	0	0.0	0	--
2017	12/1	3	35	11.7	0	14/Texas
2018	13/7	21	242	11.5	2	52/Vanderbilt (TD)
2019	6/2	0	0	0.0	0	--
CAREER	31/10	24	277	11.5	2	52/Vanderbilt (TD)

CAREER BESTS
Receptions: 3, 3x, at Iowa State (11/10/18), at Oklahoma (9/29/18), vs. Duke (9/15/18)
Receiving Yards: 52 vs. Vanderbilt (12/27/18)
Touchdowns: 1, vs. Vanderbilt (12/27/18); vs. ACU (9/1/18)
Longest Reception: 52 vs. Vanderbilt (12/27/18)
100-Yard Games: Season (0); Career (0)
200-Yard Games: Season (0); Career (0)



9
JAMES LOCKHART
 DE • 6-2 • 263 • SR. • 1L
 ENNIS, TEXAS (TEXAS A&M)

Fifth-year senior leader on the defensive line ... hailed by coaching staff for having best spring of all defensive linemen, named Most Improved Defensive Player in the spring ... Has played in 36 career games with nine starts ... 2018 Big 12 All-Academic second team honoree ... Transfer from Texas A&M enrolled at Baylor in January 2017 ... Redshirted the 2017 season and retained two years of eligibility ... Played in 16 games in his career at Texas A&M ... earned bachelor's degree in May 2019 ... pursuing master's degree in sport pedagogy

2019 (RS Senior - Baylor): Has started at defensive end in all nine games on the season ... tallied a career-best 5 tackles at TCU (11/9), including a half TFL ... collected 1 tackle and 1 QB hurry vs. WVU (10/31) ... had 2 tackles at OSU (10/19) ... finished with a half sack and 1 tackle at K-State (10/5) ... tallied 2 tackles, 1.0 sack, 1.0 TFL in the Bears' victory over ISU (9/28), also forced a fumble on the Cyclones' final drive to solidify the win for the Bears ... collected a season-best 4 tackles (3 solo), with 2.0 TFL, including his first sack of the year, 1 fumble recovery and 1 pass break up and 2 QB hurries as the Bears won a defensive battle at Rice (9/21) ... collected 3 tackles (1 solo) in the victory over UTSA (9/7) ... in the season opener vs. SFA (8/31), collected 1 solo tackle, a TFL for 6 yards in the victory.

LOCKHART CAREER STATISTICS									
DEFENSIVE									
YEAR	G/GS	UT	AT	TT	TFL-YD	QBS-YD	FF/FR	QBH	INT-YD
2015 (A&M)	4/0	1	3	4	0-0	0-0	0/0	0	0-0
2016 (A&M)	12/0	7	4	11	1.0-5	0-0	0/0	0	0-0
2017 (BU)					redshirt				
2018 (BU)	13/2	7	4	11	3.0-7	1.0-5	0/0	2	0-0
2019 (BU)	9/9	12	9	21	6.0-28	3.5-17	1/1	5	0-0
CAREER	36/9	27	20	47	10.0-40	4.5-22	1/1	7	0-0

CAREER BESTS
Tackles: 5, at TCU (11/9/19)
Solo Tackles: 4 vs. ACU (9/1/18)
Tackles-For-Loss: 2.0 at Rice (9/21/19)
Sacks: 1.0, 4x, vs. Texas Tech (10/12/19), vs. ISU (9/28/19), at Rice (9/21/19), vs. ACU (9/1/18)
QB Hurries: 2, 2x, last vs. Iowa State (9/28/19)

PLAYER SPOTLIGHTS



7
JOHN LOVETT
 RB • 6-0 • 212 • JR. • 2L
 BURLINGTON, N.J. (CHEROKEE HS)

Physical, attacking running back and ... spent spring 2019 learning safety position ... could see time at running back and safety in 2019 ... Paul Hornung Award Watch List ... led Baylor in rushing during 2017-18 seasons ... Lovett became the 39th Baylor player in program history to rush for 1,000 yards ... Has 1,550 yards rushing in his career, good for 21st-most in program history ... Voted single-digit number by teammates in 2017 and 2018.

2019 (Junior): Carried the ball 8 times for 37 yards and had 1 reception for 3 at TCU (11/9) ... had 12 carries for 49 yards and 1 reception for 8 yards vs. WVU (10/31) ... rushed 7 times for 57 yards and 1 TD and had 1 reception for 3 yards at OSU (10/19) ... had 17 carries for 77 yards, also returned 1 kick for 14 yards, tallying 91 all-purpose yards vs. Texas Tech (10/12) ... rushed for 74 yards on 7 carries for 2 TDs, a season-best, including a season-high 46-yd TD scamper at K-State (10/5) ... had 12 carries for 52 yards and returned one kick for 25 yards vs. ISU (9/28) ... earned his first start of the season at Rice (9/21), rushing for 9 yards on 5 carries, also returned 1 kick for 20 yards ... rushed 9 times for 69 yards, a long of 19, also hauled in one pass for 13 yards vs. UTSA (9/7) ... rushed for 100+ yards for the fourth time in his career in the season opener vs. SFA (8/31), finished with a team-high 108 yards on 8 carries with a long of 38, averaged 13.5 yards per carry and 1 TD.

LOVETT CAREER STATISTICS

RUSHING						
YEAR	G/GS	ATT	YD	AVG	TD	LP/OPPONENT
2017	11/4	98	445	4.5	5	74/at Kansas State (TD)
2018	12/3	109	573	5.3	6	75/ vs. OSU (TD)
2019	9/3	85	532	6.3	4	46/at K-State (TD)
CAREER	32/10	292	1550	5.3	15	75/ vs. OSU (TD) (11/3/18)


RECEIVING						
YEAR	G/GS	REC	YD	AVG	TD	LP/OPPONENT
2017	11/4	7	20	2.9	0	6/ISU
2018	12/3	5	48	9.6	0	10/Kansas
2019	9/3	4	27	6.8	0	13/UTSA
CAREER	32/10	16	95	5.9	0	13/UTSA (2019)

KICK RETURNS						
YEAR	G/GS	NO	YD	AVG	TD	LP/OPPONENT
2017	11/4	7	125	17.9	0	33
2018	12/3	1	14	14.0	0	14/ACU
2019	9/3	5	104	20.8	0	26/UTSA
CAREER	32/10	13	243	18.7	0	33 (2017)

CAREER BESTS

RUSHING
Attempts: 28 vs. Texas Tech (11/24/18)
Yards: 125 vs. Texas Tech (11/24/18)
Touchdowns: 3 vs. ACU (9/1/18)
Longest Rush: 75 vs. OSU (11/3/18) (TD)
100-Yard Games: Season (1); Career (4) vs. SFA (8/31/19), vs. Texas Tech (11/24/18), vs. OSU (11/3/18), vs. ACU (9/1/18)
200-Yard Games: Season (0); Career (0)

RECEIVING
Receptions: 3 vs. UTSA (9/9/17)
Receiving Yards: 18, at West Virginia (10/25/18)
Touchdowns: --
Longest Reception: 6 vs. ISU (11/18/17)
100-Yard Games: Season (0); Career (0)
200-Yard Games: Season (0); Career (0)



2
BLAKE LYNCH
 LB • 6-3 • 225 • SR. • 3L
 GILMER, TEXAS (GILMER HS)

One of the most multi-talented players in the country ... Has made 26 career starts at five different positions (corner, linebacker, safety, wide receiver, running back) ... started at safety once and linebacker nine times in 2018 ... played both corner and wide receiver in 2017, making starts at both positions ... Saw action at both running back and receiver in 2016 ... has also seen game action at wildcat quarterback in his career ... 2019 Preseason All-Big 12 second team selection (Phil Steele) ... Former prep All-American ... Served on mission trip to Brazil during summer 2017 ... Earned his undergraduate degree in December 2018.

2019 (Senior): Started the first nine games of the season at SLB ... collected a career-high 11 tackles (8 solo) along with 1.5 sacks, 1.5 TFL at TCU (11/9) ... finished with 5 tackles (3 solo) with 1.0 TFL and 1 pass breakup and 1 fumble recovery, his first of the year vs. WVU (10/31) ... tallied 4 tackles (2 solo) with a half TFL at OSU (10/19) ... had a season-high 7 tackles with 1.5 TFL, a half sack and 1 QB hurry vs. Texas Tech (10/12) ... collected a season-high 7 tackles (5 solo), good for second-best on the team, along with 1.5 TFL, also a season-best at K-State (10/5) ... made three tackles against Iowa State (9/28) ... finished with a season-high 4 tackles (2 solo) at Rice (9/21) ... tallied his second career sack vs. UTSA (9/7), finished with 2 total tackles in the victory ... in the season opener vs. SFA (8/31), hauled in his second-career interception, collected 2 tackles (1 solo), a half TFL, 1 pass break up and blocked the first kick of his career, a punt in the first quarter.

B. LYNCH CAREER STATISTICS

DEFENSIVE									
YEAR	G/GS	UT	AT	TT	TFL-YD	QBS-YD	FF/FR	PBU	INT-YD
2015									
				redshirt					
2016	11/3	1	0	1	0-0	0-0	0/0	0	0-0
2017	12/5	13	5	18	0-0	0-0	0/0	6	0-0
2018	13/10	31	16	47	4.0-18	1.5-5	0/1	2	1-15
2019	9/9	28	17	45	7.5-18	3.0-10	0/1	3	1-1
CAREER	45/27	73	38	111	11.5-36	4.5-15	0/2	11	2-16

DEFENSE

Tackles: 11 at TCU (11/9/19)
Solo Tackles: 9 at Texas (10/13/18)
Tackles-For-Loss: 2.0 vs. Vanderbilt (12/27/18)
Interception: 1, 2x, vs. SFA (8/31/19), vs. Texas Tech (11/24/18)
PBU's: 2 vs. Liberty (9/2/17); at Oklahoma State (10/14/17)
Sacks: 1.5 at TCU (11/9/19)
Blocked Kick: 1 vs. SFA (8/31/19)

CAREER BESTS

RECEIVING
Receptions: 7 vs. Texas Tech (11/11/17)
Receiving Yards: 110 at TCU (11/24/17)
Longest Reception: 57 at ISU (10/1/16)
Touchdowns: 1, four times, last at TCU (11/24/17)
100-Yard Games: Season (1); Career (1)
200-Yard Games: Season (0); Career (0)

RUSHING
Attempts: 6 at Oklahoma (11/12/16)
Yards: 58 at Oklahoma (11/12/16)
Touchdowns: --
Longest Rush: 21 at Oklahoma (11/12/16)
100-Yard Games: Season (0); Career (0)

PLAYER SPOTLIGHTS



93

JAMES LYNCH

DT • 6-4 • 295 • JR. • 2L
ROUND ROCK, TEXAS (ROUND ROCK HS)

Athletic, physical defender with pass rushing skills ... 2019 Preseason All-Big 12 first team (Athlon, Lindy's, Phil Steele, Media) ... 2019 DCTF All-Texas College first team ... Named to the watch lists for the Bednarik Award and Outland Trophy ... Career totals of 25.5 TFL and 17.0 sacks lead the Baylor roster ... 17.0 career sacks puts him a half a sack away from tying the Baylor career mark for sacks (17.5, Shawn Oakman (2013-15) ... 2018 All-Big 12 second team selection (coaches) ... 2018 AP All-Big 12 first team ... 2018 Waco Tribune-Herald All-Big 12 first team ... 2018 Academic All-Big 12 second team honoree ... 2017 ESPN Freshman All-American.

2019 (Junior): Has started all nine games on the year at defensive end ... Had 6 tackles (1 solo) along with 1.5 TFL, 1 pass breakup and 2 QB hurries at TCU (11/9) ... collected 2 tackles and 1 QB hurry vs. WVU (10/31) ... tallied 2 tackles and blocked an extra point at OSU (10/19) ... followed up his 3.0 sack performance at K-State with a 2.5 sack day vs. Texas Tech (10/12), also had 3.0 TFL, 4 total tackles, 1 QB hurry and 1 pass breakup ... had a career day at K-State (10/5), tallied a career-best 3.0 sacks, 4.0 TFL, 5 total tackles and his first-career forced fumble that was recovered by the Bears, his 3.0 sacks is a new Baylor record for sacks in a Big 12 contest and the Bears tied their Big 12 record with 6.0 sacks in a conference game, earned Chuck Bednarik Award National Player of the Week honors ... collected 2 tackles, 1.0 TFL, recovered his first fumble since 2017 to secure the Bears' victory over Iowa State (9/28), also blocked an ISU field goal attempt, his first of the season and second of his career ... had a career-high 2.0 sacks for 15 yards along with 2 tackles (2 solo) at Rice (9/21) ... collected 2 QB hurries and 2 tackles in a victory over UTSA (9/7) ... in the season opener had his first sack of the season for six yards, tied career-best with 2 QB hurries, finished with 2 tackles (one solo) and 1.5 TFL vs. SFA (8/31).

J. LYNCH CAREER STATISTICS

DEFENSIVE									
YEAR	G/GS	UT	AT	TT	TFL-YD	QBS-YD	FF/FR	QBH	INT-YD
2017	11/0	15	5	20	5.0-21	3.0-18	0/1	0	0-0
2018	13/13	24	16	40	9.0-58	5.5-45	0/0	6	0-0
2019	9/9	13	14	27	12.5-58	8.5-49	1/1	9	0-0
CAREER	33/21	52	35	87	26.5-137	17.0-112	1/2	15	0-0

CAREER BESTS

- Tackles:** 7 at TCU (11/24/17)
- Solo Tackles:** 5 at TCU (11/24/17)
- Tackles-For-Loss:** 4.0 at K-State (10/5/19)
- Sacks:** 3.0 at K-State (10/5/19)
- Forced Fumbles:** 1 at K-State (10/5/19)
- Fumbles Recovered:** 1, 2x, vs. Iowa State (9/28/19), at Kansas (11/4/17)
- QB Hurries:** 2, 3x, at TCU (11/9/19), vs. SFA (8/31/19), vs. Duke (9/15/18)
- Pass Breakups:** 1, 5x, last at TCU (11/9/19)
- Blocked Kick:** 1, 3x, at OSU (10/19/19), vs. Iowa State (9/28/19), at West Virginia (10/25/18)



95

JOHN MAYERS

K • 5-10 • 184 • R-FR. • RS
FLOWER MOUND, TEXAS (MARCUS HS)

2019 (RS-Freshman): Nailed a career-long 51 yard field goal, the longest field goal by a Bear since 2013 to tie the game with 36 seconds remaining in the fourth quarter, sending it to overtime, one of three field goals (36-yarder, 24-yarder) he nailed on the day (including all 9 points in regulation) at TCU (11/9), also hit two extra points in the overtime period, accounting for 11 of the Bears' 29 points in the victory, earning him Big 12 Special Teams Player of the Week honors (Nov. 11) ... hit a 36-yd field goal with 10:19 left in the fourth quarter that proved to be the difference in the Bears' 17-14 victory over WVU (10/31), was also 2-for-2 in extra points .. was 6-for-6 in extra points and added 1 field goal, a 28-yarder at OSU (10/19) ... had his first multi-field goal performance vs. Texas Tech (10/12), including nailing a 19-yd attempt as regulation expired to tie the game and send it into over time, also made a field goal of 37 yards and was 3-for-3 in extra points, earning him Big 12 Special Teams Player of the Week (Oct. 14) for the second time this season ... was 4-for-4 in extra points at K-State (10/5) ... kicked the eventual game-winning field goal with 21 seconds left vs. Iowa State (9/28), a 38-yarder, his first-career made field goal, also was 2-for-2 in extra points, earning him Big 12 Special Teams Player of the Week honors (Sept. 30) ... finished 3-for-3 in extra points vs. Rice (9/21), missed first career field goal attempt from 37 yards ... was 7-for-7 in extra points vs. UTSA (9/7), a new career best ... was 6-for-6 in extra points in the season opener vs. SFA (8/31), did not attempt a field goal.

MAYERS CAREER STATISTICS

PLACE-KICKING						
YEAR	G	PAT-A	PCT	FG-A	PCT	TP
2018	1	3-3	1.000	0-0	--	3
2019	9	35-35	1.000	9-12	75.0	62
CAREER	9	38-38	1.000	9-12	75.0	65

CAREER BESTS

- Longest FG:** 51 yards, at TCU (11/9/19)
- Most FGs:** 3 at TCU (11/9/19)
- Most PATs:** 7 vs. UTSA (9/7/19)
- Most Points:** 7 vs. UTSA (9/7/19)



3

CHRIS MILLER

S • 6-0 • 191 • SR. • 3L
FRISCO, TEXAS (LONE STAR HS)

Returning starter at safety ... has played in 39 career games with 20 starts ... 2018 Big 12 honorable mention ... Voted into single-digit jersey by teammates for 2017, 2018 and 2019 seasons

2019 (Senior): Started seven games on the year at safety ... collected 6 tackles, a season-high vs. WVU (10/31) ... had 4 tackles at OSU (10/19) ... after missing the first half vs. Texas Tech (10/12) due to a targeting penalty from the K-State game, he collected 4 tackles (3 solo) in the victory ... finished with 3 tackles and forced a fumble for the first time this season at K-State (10/5) ... collected 5 tackles (all solo) in a victory over ISU (9/28) ... had 5 tackles (3 solo) with 1.0 TFL at Rice (9/21) ... finished tied for second on the team with 5 tackles (2 solo) in the victory over UTSA (9/7) ... in the season opener SFA (8/31), making 5 tackles (4 solo), tied for second-most on the team, with 0.5 TFL.

C. MILLER CAREER STATISTICS

DEFENSIVE									
YEAR	G/GS	UT	AT	TT	TFL-YD	QBS-YD	FF/FR	PBU	INT-YD
2016	8/0	4	2	6	0-0	0-0	0/0	0	0-0
2017	11/1	15	13	28	0-0	0-0	0/1	2	0-0
2018	12/12	50	17	67	1.5-9	1.0-9	1/1	2	0-0
2019	8/6	26	11	37	1.5-3	0-0	1/0	0	0-0
CAREER	39/20	95	43	138	3.0-12	1.0-9	2/2	4	0-0

PLAYER SPOTLIGHTS

CAREER BESTS

Tackles: 10, vs. Texas Tech (11/24/18)
Solo Tackles: 8, vs. OSU (11/3/18)
Tackles-For-Loss: 1.0 2x, at Rice (9/21/19), vs. OSU (11/3/18)
Interceptions: 1.0 vs. OSU (11/3/18)
Forced Fumbles: 1, at K-State (10/5/19), vs. K-State (10/6/18)
Fumble Recoveries: 1, twice, last vs. K-State (10/6/18)
Pass Breakups: 1, vs. Vanderbilt (12/27/18), vs. Duke (9/15/18), at OSU (10/14/17); at TCU (11/24/17)



5

DENZEL MIMS

WR • 6-3 • 215 • SR. • 3L
 DAINGERFIELD, TEXAS (DAINGERFIELD HS)

One of the top returning receivers in the Big 12 Conference ... ranks 8th on Baylor's career receiving yards list (2,523) ... Ranks 10th in Baylor history with 158 career receptions ... Ranks tied for 5th in BU history with 24 receiving touchdowns in his career ... 10 career 100-yard receiving games ... Preseason All-Big 12 second team (Athlon, Phil Steele) ... DCTF All-Texas College first team ... three time Biletnikoff Award Watch List honoree ... Earned a single digit jersey in Aug. 2019.

2019 (Senior): Has started all nine games this season at wide receiver ... had 6 receptions for 57 yards and 2 TDs, his third multi-TD performance of the year, both coming in OT, the first a 20-yd pass reception came on 4th down in the 2nd OT period, then followed up with a 4-yd reception in the 3rd OT, the eventual game-winning TD at TCU (11/9) ... finished 1 yard shy of another 100 yard receiving performance when he hauled in 5 catches for 99 yards vs. WVU (10/31) ... had 1 reception for 16 yards at OSU (10/19) ... finished with 3 catches for 65 yards vs. Texas Tech (10/12) ... had 5 receptions for 83 yards with a long of 27 yards at K-State (10/5) ... collected his third-straight 100+ yards receiving performance as he tallied 106 yards on 6 catches with 2 TDs in a victory over ISU (9/28) ... at Rice (9/21) had his second-straight 100+ receiving performance as he collected 102 yards on six receptions with a season-long of 35 yards ... tied his career-best with three receiving touchdowns and had his seventh-career 100+ yard receiving performance as he finished with 101 yards on seven receptions vs. UTSA (9/7), as he was named Big 12 Co-Offensive Player of the Week for his performance ... in the season opener against SFA (8/31), hauled in five passes (tied for the team high) for 46 yards and a long of 21 yards.

MIMS CAREER STATISTICS

RECEIVING							
YEAR	G/GS	REC	YD	AVG	TD	LP/OPPONENT	
2016	11/1	4	24	6.0	0	10/at Rice	
2017	12/11	61	1,087	17.8	8	71/Oklahoma (TD)	
2018	12/10	55	794	14.4	8	55/ACU	
2019	9/9	44	675	15.3	7	46/ISU	
CAREER	44/31	164	2,580	15.7	24	71/Oklahoma (TD) (2017)	

CAREER BESTS

Receptions: 12 vs. Texas Tech (11/11/17)
Receiving Yards: 192 vs. Oklahoma (9/23/17)
Touchdowns: 3, 2x, vs. UTSA (9/7/19) vs. Oklahoma (9/23/17)
Longest Reception: 71 vs. Oklahoma (9/23/17) (TD)
100-Yard Games: Season (3); Career (10) (Last vs. ISU (9/28/19))



15

CHRISTIAN MORGAN

S • 6-1 • 211 • SO. • 1L
 HOUSTON, TEXAS (PORTER HS)

Athletic, rangy safety ... shown a knack for blocking kicks with two in his freshman season ... Enrolled January 2018

2019 (Sophomore): Made an appearance at TCU (11/9) but did not record a stat ... finished with 1 tackle vs. WVU (10/31) ... had 2 tackles at OSU (10/19)N ... made appearances vs. Texas Tech (10/5) and vs. ISU (9/28) but did not record a stat ... tallied 3 tackles (1 solo) at Rice (9/21) ... made his season debut vs. UTSA (9/7), did not record a stat ... did not make an appearance in the season opener vs. SFA (8/31) ...

MORGAN CAREER STATISTICS

DEFENSIVE									
YEAR	G/GS	UT	AT	TT	TFL-YD	QBS-YD	FF/FR	PBU	INT-YD
2018	13/3	13	5	18	1.5-2	0-0	1/0	1	1--2
2019	7/0	3	3	6	0-0	0-0	0/0	0	0-0
CAREER	20/3	17	8	24	1.5-2	0-0	1/0	1	1--2

CAREER BESTS

Tackles: 5 at Texas (10/13/18)
Solo Tackles: 4 vs. K-State (10/6/18)
Tackles-For-Loss: 1.0 at West Virginia (10/25/18)
Interceptions: 1 vs. K-State (10/6/18)
Forced Fumbles: 1, at West Virginia (10/25/18)
Fumble Recoveries: --
Pass Breakups: --
Blocked Punts: 1, 2x, vs. Oklahoma State (11/3/18), vs. Duke (9/15/18)



98

CHIDI OGBONNAYA

DT • 6-5 • 290 • SO. • 1L
 HOUSTON, TEXAS (LANGHAM CREEK HS)

2019 (Sophomore): Has appeared in all nine games on the season, made his first career start at NT at TCU (11/9), collecting 1 tackle ... finished with 1 tackle vs. WVU (10/31) ... had his first career forced fumble and 1 sack along with 2 tackles at OSU (10/19) ... collected 1 tackle vs. ISU (9/28) ... tallied 1 tackle at Rice (9/1) ... recorded his first career tackle for loss vs. UTSA (9/7) ... made his season debut in the opener vs. SFA (8/31), but did not record a stat.

OGBONNAYA CAREER STATISTICS

DEFENSIVE									
YEAR	G/GS	UT	AT	TT	TFL-YD	QBS-YD	FF/FR	QBH	INT-YD
2018	10/0	3	2	5	0-0	0-0	0/0	0	0-0
2019	9/1	6	0	6	2.0-7	1.0-6	1/0	0	0-0
CAREER	19/1	9	2	11	2.0-7	1.0-6	1/0	0	0-0



24

JALEN PITRE

LB • 6-0 • 212 • JR. • 2L
 STAFFORD, TEXAS (STAFFORD HS)

2019 (Junior): Finished with 2 tackles at OSU (10/19) ... had 3 tackles (2 solo) and one half TFL vs. Texas Tech (10/5) ... at K-State (10/5), tallied 5 tackles (4 solo), 1.0 sack, his first of the season and second of his career ... made his season debut vs. Iowa State (9/28), collecting 2 tackles (1 solo).

PITRE CAREER STATISTICS

DEFENSIVE									
YEAR	G/GS	UT	AT	TT	TFL-YD	QBS-YD	FF/FR	PBU	INT-YD
2017	12/8	29	8	37	3.0-12	1.0-6	0/0	1	0-0
2018	13/1	5	6	11	2.0-6	0-0	0/0	0	0-0
2019	4/0	9	3	12	1.5-5	1.0-5	0/0	0	0-0
CAREER	29/9	43	17	60	6.5-23	2.0-11	0/0	1	0-0

PLAYER SPOTLIGHTS

CAREER BESTS

Tackles: 7 vs. Liberty (9/2/17)
Solo Tackles: 5 vs. Liberty (9/2/17); at TCU (11/24/17)
Tackles-For-Loss: 1.0 5x, last at K-State (10/5/19)
Sacks: 1, 2x, at K-State (10/5/19), at Kansas (11/4/17)
Fumble Recoveries: --
QB Hurries: 1 at Duke (9/16/17)



14
CHRIS PLATT
WR • 5-11 • 172 • 6SR. • 4L
WILLIS, TEXAS (WILLIS HS)

Sixth-year senior ultra-fast receiver and returner ... granted sixth year of NCAA eligibility in January 2019 ... Has played in 52 career games with 34 starts ... Ranks 15th on Baylor's career receiving yards list (1,816) ... Five of 12 career TD catches have been 70 or more yards, four came in 2017 ... Tied for second in BU history with Terrance Williams in career catches of 70 or more yards with five ... Missed final eight games of 2017 with knee injury ... competed for Baylor track and field squad in 2015, 2017 and 2019 ... Earned All-America honors in 4x400m relay in both 2017 and 2019 ... Helped 4x400m team to Big 12 title in 2017 ... completed undergraduate degree in May 2018.

2019 (6-Yr Senior): Made his eighth start of the year at TCU (11/9) and had 2 receptions for 32 yards, including a big catch in triple OT to set up the eventual game-winning TD at TCU (11/9) ... started his 7th game of the year vs. WVU (10/31), but did not record a stat ... had 1 reception and 1 carry at OSU (10/19) ... finished with 4 receptions for 29 yards vs. Texas Tech (10/12) ... at K-State (10/5) had 1 reception for 12 yards and 1 carry for 2 yards ... had 1 reception for 7 yards vs. ISU (9/28) ... tallied 5 receptions for 85 yards, including a 50-yard TD reception, his longest reception since 2017, also rushed for 5 yards on 1 carry at Rice (9/21) ... recorded 1 catch vs. UTSA (9/7), also rushed for a 15-yd TD, his first score of the year, making him just one of four active players in NCAA Division I to score a TD in five different seasons (2015-19) ... started the season opener vs. SFA (8/31) at wide receiver, hauling in one reception for 23 yards.

PLATT CAREER STATISTICS

RECEIVING							
YEAR	G/GS	REC	YD	AVG	TD	LP/OPPONENT	
2014			redshirt				
2015	13/1	11	155	14.1	1	42/SMU (TD)	
2016	13/9	35	567	16.2	4	89/Oklahoma State (TD)	
2017	4/4	16	401	25.1	5	79/at Duke (TD)	
2018	13/12	36	511	14.2	1	45/at Oklahoma	
2019	9/8	16	182	11.4	1	50/Rice (TD)	
CAREER	52/34	114	1,816	15.9	12	89/Oklahoma St. 2016 (TD)	

KICK RETURNS							
YEAR	G/GS	NO	YD	AVG	TD	LP/OPPONENT	
2014			redshirt				
2015	13/1	13	359	27.6	0	84/West Virginia	
2016	13/9	0	0	0.0	0	--	
2017	4/4	2	24	12.0	0	14/Liberty	
2018	13/12	2	47	23.5	0	24/West Virginia	
2019	9/8	0	0	0.0	0	--	
CAREER	52/34	17	430	25.3	0	84/West Virginia (2015)	

PUNT RETURNS							
YEAR	G/GS	NO	YD	AVG	TD	LP/OPPONENT	
2014			redshirt				
2015	13/1	0	0	0.0	0	--	
2016	13/9	0	0	0.0	0	--	
2017	4/4	0	0	0.0	0	--	
2018	13/12	2	-24	-12.0	0	--	
2019	9/8	0	0	0.0	0	--	
CAREER	52/34	2	-24	-12.0	0	--	

RUSHING

YEAR	G/GS	ATT	YD	AVG	TD	LP/OPPONENT
2015	13/1	0	0	0.0	0	--
2016	13/9	1	8	8.0	0	8/Kansas
2017	4/4	4	36	9.0	0	26/UTSA
2018	13/12	2	31	15.5	0	19/Kansas
2019	9/8	4	19	4.8	1	15/UTSA
CAREER	52/34	11	94	8.5	1	26/UTSA (2017)

CAREER BESTS

Receptions: 6 vs. Boise State (12/27/16)
Receiving Yards: 148 at Duke (9/16/17)
Longest Reception: 89 vs. Oklahoma State (9/24/16) (TD)
Touchdowns: 2 vs. Oklahoma State (9/24/16); vs. Liberty (9/2/17); at Duke (9/16/17)
100-Yard Games: Season (0); Career (4) (Last vs. Texas Tech, 2018)



43
ISSAC POWER
P • 6-1 • 200 • R-FR. • RS
CASTLE ROCK, COLO. (PONDEROSA HS)

2019 (RS Freshman): Punted 4 times for 161 yards and a long of 43 yards, with 1 downed inside the 20 at TCU (11/9) ... had 7 punts for 255 yards (36.4 average) with a long of 48 yards and 3 downed inside the 20 vs. WVU (10/31) ... punted 4 times for 173 yards, average of 43.2 with a long of 59 with 1 downed within the 20 at OSU (10/19) ... Against Texas Tech (10/12), punted five times for 164 yards (32.8 yards per punt), with 2 downed within the 20 ... at K-State (10/5) punted 6 times for 192 yards as he fought the wind with a long of 46 and 1 downed within the 20 yard line ... against Iowa State (9/28) had 6 punts for 261 yards, an average of 43.5 yards and a long of 50 with 3 downed within the 20 yard line ... at Rice (9/21), punted 3 times for 107 yards (35.7 average) ... vs. UTSA (9/7) punted 3 times for 131 total yards, average of 43.67 per punt with a career-best long of 51 yards, with 1 downed within the 20 yard line ... in the opener vs. SFA (8/31), punted four times for 146 yards, average of 38.6 yards per punt with a career-long punt of 50 yards.

POWER CAREER STATISTICS

PUNTING							
YEAR	G	NO	YDS	AVG	50+	IN20	LP/OPPONENT
2018	1	1	47	47	-	-	47/vs. Vanderbilt
2019	9	42	1590	37.9	4	12	59/at OSU
CAREER	10	43	1637	38.1	4	12	59/at OSU (2019)

CAREER BESTS

PUNTING
Punts: 7, vs. West Virginia (10/31/19)
Punting Yards: 261 vs. Iowa State (9/28/19)
Longest Punt: 59 at OSU (10/19/19)

PLAYER SPOTLIGHTS



99
NOAH RAUSCHENBERG
 K • 6-1 • 203 • FR. • HS
 TULSA, OKLA. (UNION HS)

2019 (Freshman): Boasts a touchback percentage of 65.4 percent on the year (17-of-26) ... missed the Rice, Iowa State, K-State, OSU, West Virginia contests due to injury ... kicked off 4 times for 260 yards, average of 65.0 yard per kick with 2 touchbacks at TCU (11/9) ... against Texas Tech (10/12) kicked off 4 times for 249 total yards (62.2 yards per kick), also attempted his first career field goal, a 55 yarder that was missed ... vs. UTSA (9/7) kicked off nine times for 581 yards, with 7 touchbacks, also made two extra points ... in his collegiate debut vs. SFA (8/31), kicked off 9 times for 8 touchbacks, 585 yards (65.0 yards per kick), along with nailing 2 extra points.

RAUSCHENBERG CAREER STATISTICS

PLACE-KICKING						
YEAR	G	PAT-A	PCT	FG-A	PCT	TP
2019	4	4-4	100.0	0-0	0.00	4

CAREER BESTS

Most PATs: 2, 2x, vs. UTSA (9/7/19), vs. SFA (8/31/19)
Most Points: 2, 2x, vs. UTSA (9/7/19), vs. SFA (8/31/19)
Most Kickoffs: 9, 2x, vs. UTSA (9/7/19), vs. SFA (8/31/19)
Most Touchbacks: 8 vs. SFA (8/31/19)



99
BRAVVION ROY
 DT • 6-1 • 333 • SR. • 3L
 SPRING, TEXAS (SPRING HS)

Senior defensive tackle, one of the strongest players on the team ... Has played in 41 games with 23 starts in his career ... 2019 Preseason All-Big 12 (Athlon, Phil Steele)

2019 (Senior): Started eight of nine games on the season ... missed his first start of the year at TCU (11/9), but entered the game and collected 5 tackles, had a half sack and 2 QB hurries ... had 2 tackles, including 1.0 TFL, along with blocking the potential game-tying field goal by WVU with 3:33 left in the fourth quarter, his first blocked kick of 2019, 2nd of his career vs. WVU (10/31), earning him Big 12 Special Teams Player of the Week honors ... finished with a season-best 7 tackles and tied his career-best with 4 solo tackles, along with 1.0 sack, 1 TFL at OSU (10/19) ... had 3 tackles (1 solo), one half TFL and 2 QB hurries vs. Texas Tech (10/12) ... at K-State (10/5) collected 5 total tackles, including a career-high 3.5 TFL and a half sack, combined with teammate James Lynch to become the first BU teammates in Big 12 history to record 3.5 TFL or more in a Big 12 game ... against Iowa State (9/28), finished with 3 tackles, including 1.0 TFL and a half sack, was also credited with 1 QB hurry ... at Rice (9/21), collected 5 tackles (4 solo) and forced a fumble, the first of his career that was recovered by the Bears in the victory (9/21) ... vs. UTSA (9/7), finished with 1 tackle and 1 QBH ... started the season opener vs. SFA (8/31) at nose tackle, led the team with 6 total tackles (4 solo), also was credited with 1 QBH.

ROY CAREER STATISTICS

DEFENSIVE									
YEAR	G/GS	UT	AT	TT	TFL-YD	QBS-YD	FF/FR	QBH	INT-YD
2016	9/1	5	2	7	0-0	0-0	0/0	1	0-0
2017	12/4	16	15	31	3.0-4	0.5-0	0/0	0	0-0
2018	13/11	15	19	34	3.0-7	1.5-4	0/0	0	0-0
2019	9/8	22	15	37	7.5-28	2.5-19	1/0	7	0-0
CAREER	42/23	58	51	109	13.5-39	4.5-23	1/0	8	0-0

CAREER BESTS

Tackles: 8 at Duke (9/16/17)
Solo Tackles: 4, 3x, at OSU (10/19/19), at K-State (10/5/19), at Texas (10/13/18)
Tackles for loss: 3.5 at K-State (10/5/19)
Sacks: 1.5 vs. OSU (11/3/18)
QB Hurries: 2, at TCU (11/9/19)
Forced Fumbles: 1 at Rice (9/21/19)
Fumbles Recovered: --
Safeties: 1 at TCU (11/24/17)
Blocked Kicks: 1, 2x, last vs. West Virginia (10/31/19)



13
RJ SNEED
 WR • 6-1 • 200 • SO. • RS
 CYPRESS, TEXAS (CYPRESS RANCH HS)

2019 (Sophomore): Started his eighth game of the year at TCU (11/9), making 2 receptions for 15 yards ... in his seventh start of the year vs. WVU (10/31), had 4 receptions for 41 yards with a long of 15 and had 1 rushing attempt and 2 punt returns ... made his sixth start of the year at OSU (10/19), had 2 receptions for 9 yards ... in his fifth start of the year vs. Texas Tech (10/12), had a career-best 6 receptions for 84 yards, also a new career best ... made his fourth start of the season at K-State (10/5), collected a career-long reception for 38 yards, one of 2 on the day as he finished with 52 receiving yards ... hauled in 4 receptions for 30 yards, including a long of 20 yards vs. Iowa State (9/28) ... finished with 3 receptions for 24 yards and a long of 15 yards at Rice (9/21) ... had 3 catches for 40 yards vs. UTSA (9/7) ... had a career performance in the season opener vs. SFA (8/31), averaging scoring a career-high 2 touchdowns on a career-best 5 receptions for 57 yards, including a career-long 21-yard TD reception.

SNEED CAREER STATISTICS

RECEIVING						
YEAR	G/GS	REC	YD	AVG	TD	LP/OPPONENT
2017	7/1	5	53	10.6	0	19/vs. West Virginia
2018	3/0	1	4	4.0	0	0/0
2019	9/8	31	352	11.4	2	38/at K-State
CAREER	19/9	37	409	11.1	2	38/at K-State (2019)

PUNT RETURNS						
YEAR	G/GS	NO	YD	AVG	TD	LP/OPPONENT
2017	7/1	1	-10	-10.0	0	
2018	3/0	1	-3	-3.0	0	
2019	9/8	3	-15	-5.0	0	vs. SFA (8/31)
CAREER	19/9	5	-28	-5.6	0	1/vs. SFA (2019)

ALL-PURPOSE							
YEAR	G/GS	RUSH	RCV	PR	KR	TOTAL	AVG/G
2017	7/1	0	53	-10	0	43	6.1
2018	3/0	0	0	-3	0	-3	-1.5
2019	9/8	-5	352	3	0	332	36.9
CAREER	19/9	-5	409	-28	0	376	19.8

CAREER BESTS

RECEIVING
Receptions: 6 vs. Texas Tech (10/12/19)
Receiving Yards: 84 vs. Texas Tech (10/12/19)
Touchdowns: 2 vs. SFA (8/31/19)
Longest Reception: 38 at K-State (10/5/19)

PLAYER SPOTLIGHTS



13
RALEIGH TEXADA
 CB • 5-10 • 180 • JR. • 1L
 FRISCO, TEXAS (CENTENNIAL HS)

Speedy corner with coverage skills ... 2019 Preseason All-Big 12 (Phil Steele) ... four PBU in 2018 was second on team ... 2018 All-Big 12 honorable mention selection (coaches) ... Competed as a sprinter on the Baylor track and field team in 2018 and 2019

2019 (Junior): Has started all nine games at corner ... collected 2 tackles (both solo) at TCU (11/9) ... finished with 2 tackles vs. WVU (10/31) ... had 3 tackles at OSU (10/19) ... finished with a season-high 7 tackles (all solo) vs. Texas Tech (10/12) ... had 6 tackles (5 solo) and was credited with 1 pass breakup at K-State (10/5) ... collected a season-high 5 tackles (4 solo) vs. Iowa State (9/28) ... finished with 4 tackles, along with 2 pass breakups at Rice (9/21) ... helped the defense hold UTSA (9/7) to just 14 points, recorded 1 pass breakup ... started the season opener vs. SFA (8/31) at corner, collected 1 tackle on the day.

TEXADA CAREER STATISTICS

DEFENSIVE									
YEAR	G/GS	UT	AT	TT	TFL-YD	QBS-YD	FF/FR	PD	INT-YD
2016				redshirt					
2017	3/0	2	0	2	0-0	0-0	0/0	0	0-0
2018	13/6	23	8	30	1.0-2	0-0	1/0	6	2-0
2019	9/9	27	3	30	0-0	0-0	0/0	4	0-0
CAREER	25/15	53	11	64	1.0-2	0-0	1/0	10	2-0

CAREER BESTS

Tackles: 9 vs. OSU (11/3/18)
Solo Tackles: 7 vs. Texas Tech (10/12/19)
Tackles for loss: 1.0, at West Virginia (10/25/18)
Interceptions: 1, twice, vs. Texas Tech (11/24/18), at Texas (10/13/18)
Sacks: --
Forced Fumbles: 1, at Iowa State (11/10/18)
Fumbles Recovered: --



81
TYQUAN THORNTON
 WR • 6-3 • 176 • SO. • 1L
 MIAMI, FLA. (BOOKER T. WASHINGTON HS)

2019 (Sophomore): In his seventh start of the year, tallied 3 receptions for 19 yards at TCU (11/9) ... made his sixth start of the year vs. WVU (10/31), hauling in 5 receptions for 86 yards with a long of 43 yards at a key moment in the fourth quarter to extend a drive and solidify the game for the Bears ... in his fifth start of the year at OSU (10/19), had 96 yards on 2 receptions, including a career-long of 78 yards, the third-longest pass play in program history to not result in a touchdown ... made his fourth start of the year vs. Texas Tech (10/12), collecting 4 receptions for 83 yards, including a long of 41 yards ... hauled in his third TD of the season, finishing with 4 receptions for 92 yards at K-State (10/5) ... had a career night vs. Iowa State (9/28), recording his first career 100+ yard passing performance with 141 yards on a career-best 11 receptions, tying for 15th most in Baylor history in a single game, also had 1 TD reception ... hauled in 3 receptions, including a career-long of 44 yards at Rice (9/21) ... caught one pass for 16-yd pass vs. UTSA (9/7) ... caught his first touchdown pass of the year, a 9-yd reception, his only catch of the day vs. SFA (8/31).

THORNTON CAREER STATISTICS

RECEIVING						
YEAR	G/GS	REC	YD	AVG	TD	LP/OPPONENT
2018	13/2	20	354	17.7	3	41/Texas Tech
2019	9/7	34	612	18.0	3	78/at OSU
CAREER	22/9	54	966	17.9	6	787/at OSU (2019)

RUSHING

YEAR	G/GS	ATT	YD	AVG	TD	LP/OPPONENT
2018	13/2	2	2	1.0	0	3/ACU
2019	9/7	0	0	0.0	0	--
CAREER	22/9	2	2	1.0	0	--

KICK RETURNS

YEAR	G/GS	NO	YD	AVG	TD	LP/OPPONENT
2018	13/2	5	83	16.6	0	26/ACU
2019	9/7	0	0	0.0	0	0/0
CAREER	22/9	5	83	16/6	0	26/ACU (2018)

CAREER BESTS

Receptions: 11 vs. Iowa State (9/28/19)
Receiving Yards: 141 vs. Iowa State (9/28/19)
Touchdowns: 1, 6x, last at K-State (10/5/19)
Longest Reception: 78 yards at OSU (10/19/19)
100-Yard Games: 1 vs. Iowa State (9/28/19)
200-Yard Games: --

PLAYER SPOTLIGHTS



38
JORDAN WILLIAMS
 LB • 6-0 • 223 • SR. • 3L
 PARIS, TEXAS (PARIS HS)

Returning starter at WILL linebacker ... has played in 47 games with 22 starts ... 119 career tackles entering 2019 ... completed undergraduate degree in December 2018 ... Was named a season-long team captain, along with OL Sam Tecklenburg.

2019 (Senior): Appeared in all 9 games so far on the season, starting 6 of them ... had a season-high 11 tackles with 1.5 TFL at TCU (11/9) ... collected 5 tackles (2 solo) along with 1.5 TFL, 1 QB hurry and 1 pass breakup vs. WVU (10/31) ... tallied 5 tackles (4 solo) at OSU, along with 1 forced fumble and 1 fumble recovery, the first fumble recovery of his career ... had a season-high 9 tackles vs. Texas Tech (10/12), along with 1.5 TFL and his second INT of the season, along with 1 pass breakup ... collected two tackles (both solo) along with 1.0 TFL and forced his first fumble of the season and first since 2017 at K-State (10/5) ... earned his first start of the year vs. Iowa State (9/28), collected his first career interception and a career-high 3 pass breakups, also finished second on the team with 6 total tackles, a half TFL, half sack ... tallied 3 tackles (2 solo) at Rice (9/21) ... finished tied for second on the team with 5 tackles vs. UTSA (9/7), was also credited with 1 pass breakup ... collected 3 solo tackles in the season opener vs. SFA (8/31).

J. WILLIAMS CAREER STATISTICS

DEFENSIVE									
YEAR	G/GS	UT	AT	TT	TFL-YD	QBS-YD	FF/FR	QBH	INT-YD
2015									
				redshirt					
2016	13/1	20	9	29	3.0-9	1.0-3	1/0	0	0-0
2017	12/3	24	14	38	3.0-10	1.0-6	1/0	0	0-0
2018	13/11	28	24	52	4.0-10	0-0	0/0	2	0-0
2019	9/6	25	24	49	6.0-17	0.5-5	2/1	1	2-16
CAREER	47/22	97	71	168	16.0-46	2.5-14	4/1	3	2-16

CAREER BESTS

Tackles: 14 at Oklahoma (11/12/16)
Solo Tackles: 9 at Oklahoma (11/12/16)
Tackles-For-Loss: 2.0 vs. Kansas (10/15/16)
Sacks: 1.0 vs. Kansas (10/15/16); vs. Texas Tech (11/11/17)
Forced Fumbles: 1, 3x, at OSU (10/19/19), at West Virginia (12/3/16); vs. Texas Tech (11/11/17)
Fumbles Recovered: 1 at OSU (10/19/19)
Interceptions: 1, 2x, vs. Texas Tech (10/12/19), vs. Iowa State (9/28/19)
Pass Breakup: 3 vs. Iowa State (9/28/19)
QB Hurry: 1, 3x, last vs. West Virginia (10/31/19)



22
JT WOODS
 S • 6-2 • 190 • SO. • 1L
 SAN ANTONIO, TEXAS (STEELE HS)

Enrolled January 2018 ... competed in the 110m hurdles on the Baylor track and field team in 2019 ... named to the spring 2018 Big 12 Commissioner's Honor Roll.

2019 (Sophomore): Making his fifth-straight start at TCU (11/9), collected 5 tackles ... in his fourth-straight start vs. WVU (10/31), had 2 tackles ... in his third-straight start had a career-high 6 tackles (all solo) at OSU (10/19) ... made his second-straight start vs. Texas Tech (10/12), collecting 4 tackles (3 solo) in the victory ... made his first career start at K-State (10/5), tallied a career-high 5 tackles (4 solo) along with 1.0 TFL and 1 fumble recovery, his second of the year ... finished with 2 tackles vs. Iowa State (9/28) ... had 1 tackle at Rice (9/21) ... recovered a fumble vs. UTSA (9/7), also made 2 tackles ... made 2 tackles (1 solo) and was credited with 1 QB hurry in the season opener vs. SFA (8/31).

WOODS CAREER STATISTICS

DEFENSIVE									
YEAR	G/GS	UT	AT	TT	TFL-YD	QBS-YD	FF/FR	PBU	INT-YD
2018	13/0	13	5	18	1.0-11	1.0-11	0/0	2	0-0
2019	9/5	20	9	29	1-0-1	0-0	0/2	0	0-0
CAREER	22/5	33	14	47	2.0-12	1.0-11	0/2	2	0-0

CAREER BESTS

Tackles: 6 at Oklahoma State (10/19/19)
Solo Tackles: 6 at Oklahoma State (10/19/19)
Tackles-For-Loss: 1.0, 2x, at K-State (10/5/19), vs. Kansas (9/22/18)
Sacks: 1 vs. Kansas (9/22/18)
Pass Breakups: 1, twice, last at Oklahoma (9/29/18)
QB Hurry: 1 vs. SFA (8/31/19)
Recovered Fumbles: 1, 2x, at K-State (10/5/19), vs. UTSA (9/7/19)
Interceptions: --
Forced Fumbles: --

BAYLOR FOOTBALL 2019

OVERALL: 9-0 (HOME 5-0, ROAD 4-0, NEUTRAL 0-0) | BIG 12 CONFERENCE: 6-0 (HOME 3-0, ROAD 3-0, NEUTRAL 0-0)

RESULTS 9-0 (6-0 BIG 12)

DATE	OPPONENT	RESULT	SCORE	ATTEND.	AP RANK	TV
Aug. 31	STEPHEN F. AUSTIN	W	56-17	43,013	—	ESPN+
Sept. 7	UTSA	W	63-14	40,274	—	FSN
Sept. 21	at Rice	W	21-13	20,198	—	CBSSN
Sept. 28	IOWA STATE	W	23-21	42,359	—	ESPN
Oct. 5	at Kansas State	W	31-12	50,448	—	ESPN2
Oct. 12	TEXAS TECH	W (2ot)	33-30	47,264	22	FS1
Oct. 19	at Oklahoma State	W	45-27	55,060	18	FOX
Oct. 31	WEST VIRGINIA	W	17-14	46,379	12	ESPN
Nov. 9	at TCU	W (3ot)	29-23	45,870	11	FS1
Nov. 16	OKLAHOMA					
Nov. 23	TEXAS					
Nov. 30	at Kansas					

TEAM STATISTICS

	BAYLOR	OPPONENTS
SCORING	318	171
Points Per Game	35.3	19.0
Points Off Turnovers	34	12
FIRST DOWNS	210	171
Rushing	85	61
Passing	105	95
Penalty	20	15
RUSHING YARDAGE	1694	1144
Yards gained rushing	1921	1451
Yards lost rushing	227	307
Rushing Attempts	340	339
Average Per Rush	5.0	3.4
Average Per Game	188.2	127.1
TDs Rushing	23	12
PASSING YARDAGE	2442	1893
Comp-Att-Int	187-279-4	187-319-10
Average Per Pass	8.8	5.9
Average Per Catch	13.1	10.1
Average Per Game	271.3	210.3
TDs Passing	17	7
TOTAL OFFENSE	4136	3037
Total Plays	619	658
Average Per Play	6.7	4.6
Average Per Game	459.6	337.4
KICK RETURNS: #-Yards	16-312	24-495
PUNT RETURNS: #-Yards	12-96	5-50
INT RETURNS: #-Yards	10-80	4-35
KICK RETURN AVERAGE	19.5	20.6
PUNT RETURN AVERAGE	8.0	10.0
INT RETURN AVERAGE	8.0	8.8
FUMBLES-LOST	17-8	15-8
PENALTIES-Yards	65-543	57-546
Average Per Game	60.3	60.7
PUNTS-Yards	43-1613	55-2236
Average Per Punt	37.5	40.7
Net punt average	36.3	38.9
KICKOFFS-Yards	54-3281	34-2053
Average Per Kick	60.8	60.4
Net kick average	40.0	39.4
TIME OF POSSESSION/Game	29:13	30:47
3RD-DOWN Conversions	47/111	61/156
3rd-Down Pct	42%	39%
4TH-DOWN Conversions	5/9	11/18
4th-Down Pct	56%	61%
SACKS BY-Yards	29-157	24-142
MISC YARDS	57	0
TOUCHDOWNS SCORED	42	20
FIELD GOALS-ATTEMPTS	9-13	11-16
ON-SIDE KICKS	0-0	0-1
RED-ZONE SCORES	(33-39) 85%	(24-30) 80%
RED-ZONE TOUCHDOWNS	(25-39) 64%	(14-30) 47%
PAT-ATTEMPTS	(39-39) 100%	(18-19) 95%
ATTENDANCE	219289	171576
Games/Avg Per Game	5/43858	4/42894
Neutral Site Games		0/0

SCORE BY QUARTERS	1st	2nd	3rd	4th	OT	Total
Baylor	49	79	86	71	33	318
Opponents	22	19	41	65	24	171

RUSHING

	GP	ATT.	GAIN	LOSS	NET	AVG.	TD	LONG	YPG
Lovett, John	9	85	546	14	532	6.3	4	46	59.1
Hasty, JaMycal	9	79	477	16	461	5.8	4	73	51.2
Brewer, Charlie	9	95	367	156	211	2.2	7	26	23.4
Bohanon, Gerry	6	20	201	7	194	9.7	2	38	32.3
Ebner, Trestan	9	34	179	16	163	4.8	2	55	18.1
Jones, Qualan	2	5	69	1	68	13.6	1	61	34.0
Smith, Abram	9	7	33	4	29	4.1	1	15	3.2
Platt, Chris	9	4	22	3	19	4.8	1	15	2.1
Fleeks, Josh	9	4	17	1	16	4.0	1	8	1.8
Clarke, Jacoby	1	2	7	0	7	3.5	0	4	7.0
White, Jonah	1	1	2	0	2	2.0	0	2	2.0
Bullard, Koby	9	1	1	0	1	1.0	0	1	0.1
Team	2	1	0	2	-2	-2.0	0	0	-1.0
TM	1	1	0	2	-2	-2.0	0	0	-2.0
Sneed, R.J.	9	1	0	5	-5	-5.0	0	0	-0.6
Total.....	9	340	1921	227	1694	5.0	23	73	188.2
Opponents.....	9	339	1451	307	1144	3.4	12	68	127.1

PASSING

	G	EFF	CMP-ATT-I	PCT	YDS	TD	LONG	AVG/G
Brewer, Charlie	9	159.01	177-263-4	67.3	2338	16	78	259.8
Bohanon, Gerry	6	146.91	10-15-0	66.7	104	1	38	17.3
Atkinson, Jared	9	0.00	0-1-0	0.0	0	0	0	0.0
Sneed, R.J.	9	0.00	0-0-0	0.0	0	0	0	0.0
Total.....	9	157.79	187-279-4	67.0	2442	17	78	271.3
Opponents.....	9	109.44	187-319-10	58.6	1893	7	83	210.3

RECEIVING

	G	NO	YDS	AVG	TD	LONG	AVG/G
Mims, Denzel	9	44	675	15.3	8	46	75.0
Thornton, Tyquan	9	34	612	18.0	3	78	68.0
Sneed, R.J.	9	31	352	11.4	3	38	39.1
Hasty, JaMycal	9	18	156	8.7	0	63	17.3
Fleeks, Josh	9	16	221	13.8	1	64	24.6
Platt, Chris	9	16	182	11.4	1	50	20.2
Ebner, Trestan	9	13	128	9.8	1	27	14.2
Atkinson, Jared	9	5	55	11.0	0	16	6.1
Lovett, John	9	4	27	6.8	0	13	3.0
Henle, Christoph	9	2	19	9.5	0	11	2.1
Sims, Ben	6	2	5	2.5	0	5	0.8
Bullard, Koby	9	1	8	8.0	0	8	0.9
Baucum, Davis	2	1	2	2.0	0	2	1.0
Total.....	9	187	2442	13.1	17	78	271.3
Opponents.....	9	187	1893	10.1	7	83	210.3

TOTAL OFFENSE

	G	PLAYS	RUSH	PASS	TOTAL	AVG/G
Brewer, Charlie	9	358	211	2338	2549	283.2
Lovett, John	9	85	532	0	532	59.1
Hasty, JaMycal	9	79	461	0	461	51.2
Bohanon, Gerry	6	35	194	104	298	49.7
Ebner, Trestan	9	34	163	0	163	18.1
Jones, Qualan	2	5	68	0	68	34.0
Smith, Abram	9	7	29	0	29	3.2
Platt, Chris	9	4	19	0	19	2.1
Fleeks, Josh	9	4	16	0	16	1.8
Clarke, Jacoby	1	2	7	0	7	7.0
White, Jonah	1	1	2	0	2	2.0
Bullard, Koby	9	1	1	0	1	0.1
Team	2	1	-2	0	-2	-1.0
TM	1	1	-2	0	-2	-2.0
Sneed, R.J.	9	1	-5	0	-5	-0.6
Total.....	9	619	1694	2442	4136	459.6
Opponents.....	9	658	1144	1893	3037	337.4

BAYLOR FOOTBALL 2019

OVERALL: 9-0 (HOME 5-0, ROAD 4-0, NEUTRAL 0-0) | BIG 12 CONFERENCE: 6-0 (HOME 3-0, ROAD 3-0, NEUTRAL 0-0)

SCORING

	TD	FGS	KICK	PATs				SAF	PTS
				RUSH	RCV	PASS	DXP		
Mayers, John	0	9-12	35-35	0-0	0	0-0	0	0	62
Mims, Denzel	8	0-0	0-0	0-0	0	0-0	0	0	48
Brewer, Charlie	7	0-0	0-0	0-0	0	0-1	0	0	42
Lovett, John	4	0-0	0-0	0-0	0	0-0	0	0	24
Hasty, JaMycal	4	0-0	0-0	0-0	0	0-0	0	0	24
Ebner, Trestan	3	0-0	0-0	0-0	0	0-0	0	0	18
Sneed, R.J.	3	0-0	0-0	0-0	0	0-0	0	0	18
Thornton, Tyquan	3	0-0	0-0	0-0	0	0-0	0	0	18
Bohanon, Gerry	2	0-0	0-0	0-0	0	0-0	0	0	12
Platt, Chris	2	0-0	0-0	0-0	0	0-0	0	0	12
Fleeks, Josh	2	0-0	0-0	0-0	0	0-0	0	0	12
Smith, Abram	1	0-0	0-0	0-0	0	0-0	0	0	6
Jones, Qualan	1	0-0	0-0	0-0	0	0-0	0	0	6
Arnold, Grayland	1	0-0	0-0	0-0	0	0-0	0	0	6
Bernard, Terrel	1	0-0	0-0	0-0	0	0-0	0	0	6
Rauschenberg, Noah	0	0-1	4-4	0-0	0	0-0	0	0	4
Team	0	0-0	0-0	0-1	0	0-0	0	0	0
Total.....	42	9-13	39-39	0-1	0	0-1	0	0	318
Opponents.....	20	11-16	18-19	0-1	0	0-0	0	0	171

PUNT RETURNS

	NO	YDS	AVG	TD	LONG
Arnold, Grayland	9	111	12.3	1	73
Sneed, R.J.	3	-15	-5.0	0	1
Total.....	12	96	8.0	1	73
Opponents.....	5	50	10.0	0	22

KICK RETURNS

	NO	YDS	AVG	TD	LONG
Fleeks, Josh	7	168	24.0	0	60
Lovett, John	5	104	20.8	0	26
Hasty, JaMycal	2	32	16.0	0	21
Slinker, Trystan	1	-4	-4.0	0	0
Ebner, Trestan	1	12	12.0	0	12
Total.....	16	312	19.5	0	60
Opponents.....	24	495	20.6	1	95

INTERCEPTIONS

	NO	YDS	AVG	TD	LONG
Arnold, Grayland	3	17	5.7	0	17
Williams, Jordan	2	16	8.0	0	16
Lynch, Blake	1	1	1.0	0	1
Houston, Jameson	1	0	0.0	0	0
Bernard, Terrel	1	20	20.0	0	20
Johnston, Clay	1	8	8.0	0	8
Barnes, Kalon	1	18	18.0	0	18
Total.....	10	80	8.0	0	20
Opponents.....	4	35	8.8	0	23

FUMBLE RETURNS

	NO	YDS	AVG	TD	LONG
Bernard, Terrel	1	20	20.0	1	20
Total.....	1	20	20.0	1	20
Opponents.....	0	0	0.0	0	0

ALL-PURPOSE YARDS

	G	RUSH	REC	PR	KOR	IR	TOT	AVG/G
Mims, Denzel	9	0	675	0	0	0	675	75.0
Lovett, John	9	532	27	0	104	0	663	73.7
Hasty, JaMycal	9	461	156	0	32	0	649	72.1
Thornton, Tyquan	9	0	612	0	0	0	612	68.0
Fleeks, Josh	9	16	221	0	168	0	405	45.0
Sneed, R.J.	9	-5	352	-15	0	0	332	36.9
Ebner, Trestan	9	163	128	0	12	0	303	33.7
Brewer, Charlie	9	211	0	0	0	0	211	23.4
Platt, Chris	9	19	182	0	0	0	201	22.3
Bohanon, Gerry	6	194	0	0	0	0	194	32.3
Arnold, Grayland	8	0	0	111	0	17	128	16.0
Jones, Qualan	2	68	0	0	0	0	68	34.0
Atkinson, Jared	9	0	55	0	0	0	55	6.1
Smith, Abram	9	29	0	0	0	0	29	3.2
Bernard, Terrel	9	0	0	0	0	20	20	2.2
Henle, Christoph	9	0	19	0	0	0	19	2.1
Barnes, Kalon	9	0	0	0	0	18	18	2.0
Williams, Jordan	9	0	0	0	0	16	16	1.8
Bullard, Koby	9	1	8	0	0	0	9	1.0
Johnston, Clay	6	0	0	0	0	8	8	1.3
Clarke, Jacoby	1	7	0	0	0	0	7	7.0
Sims, Ben	6	0	5	0	0	0	5	0.8
Baucum, Davis	2	0	2	0	0	0	2	1.0
White, Jonah	1	2	0	0	0	0	2	2.0
Lynch, Blake	9	0	0	0	0	1	1	0.1
Team	2	-2	0	0	0	0	-2	-1.0
TM	1	-2	0	0	0	0	-2	-2.0
Slinker, Trystan	9	0	0	0	-4	0	-4	-0.4
Total.....	9	1694	2442	96	312	80	4624	513.8
Opponents.....	9	1144	1893	50	495	35	3617	401.9

PUNTING

	NO	YDS	AVG	LONG	TB	FC	I20	50+	BLKD
Power, Issac	42	1590	37.9	59	0	19	12	4	0
Mayers, John	1	23	23.0	23	0	0	0	0	0
Total.....	43	1613	37.5	59	0	19	12	4	0
Opponents.....	55	2236	40.7	60	0	17	21	10	1

FIELD GOALS

	FGM-FGA	PCT	01-19	20-29	30-39	40-49	50-99	LG	BLK
Mayers, John	9-12	75.0	1-1	2-2	5-8	0-0	1-1	51	0
Rauschenberg, Noah	0-1	0.0	0-0	0-0	0-0	0-0	0-1	0	0

KICKOFFS

	NO	YDS	AVG	TB	OB	RETN	NET	YDLN
Sedwick, Jay	28	1606	57.4	8	1			
Rauschenberg, Noah	26	1675	64.4	17	0			
Total.....	54	3281	60.8	25	1	495	40.0	24
Opponents.....	34	2053	60.4	16	0	312	39.4	25

BAYLOR FOOTBALL 2019

OVERALL: 9-0 (HOME 5-0, ROAD 4-0, NEUTRAL 0-0) | BIG 12 CONFERENCE: 6-0 (HOME 3-0, ROAD 3-0, NEUTRAL 0-0)

DEFENSIVE STATISTICS

	GP-GS	SOLO	AST	TOTAL	TFL-YDS	SACKS-YDS	INT-YDS	PBU	QBH	FR-YDS	FF	BLOCK	SAFETY
Bernard, Terrel	9-6	29	39	68	5.5-26	2.5-19	1-20	2	4	1-20	.	.	.
Johnston, Clay	6-6	35	23	58	8.0-27	2.5-13	1-8	5	1
Williams, Jordan	9-6	25	24	49	6.0-17	0.5-5	2-16	6	1	1-0	2	.	.
Lynch, Blake	9-9	28	17	45	7.5-18	3.0-10	1-1	2	1	1-0	.	1	.
Roy, Bravvion	9-9	22	15	37	7.5-28	2.5-19	.	.	7	.	1	1	.
Miller, Chris	8-7	26	11	37	1.5-3	1	.	.
Black, Henry	9-9	24	9	33	1.0-0	.	.	4
Texada, Raleigh	9-9	27	3	30	.	.	.	4
Woods, J.T.	9-5	20	9	29	1.0-1	.	.	.	1	2-0	.	.	.
Houston, Jameson	9-9	19	8	27	.	.	1-0	5	.	1-0	.	.	.
Lynch, James	9-9	13	14	27	12.5-58	8.5-49	.	3	9	1-0	1	2	.
Lockhart, James	9-9	12	9	21	6.0-28	3.5-17	.	1	5	1-0	1	.	.
Arnold, Grayland	8-6	13	8	21	2.5-5	1.0-3	3-17	1
McVea, Jairon	9-0	13	5	18	1.5-3
Barnes, Kalon	9-0	9	6	15	0.5-0	.	1-18	4	.	.	1	.	.
Pitre, Jalen	4-0	9	3	12	1.5-5	1.0-5
Zouzoua, Niadre	8-0	5	4	9	2.5-11	1.5-6
Morgan, Christian	7-0	3	3	6
Ogbonnaya, Chidi	9-0	6	.	6	2.0-7	1.0-6	1	.	.
Jackson, Bryson	8-0	1	4	5	1
Jones, Matt	2-0	1	3	4	0.5-2	0.5-2
Smith, Abram	9-0	3	1	4	1	.	.
Maticcik, Ross	9-0	1	2	3
Slinker, Trystan	9-0	3	.	3
Williams, Will	4-0	3	.	3	1
Taylor, Bralen	4-0	1	2	3	0.5-1	0.5-1
Hall, Gabe	6-0	1	2	3	0.5-1	.	.	.	2	.	.	1	.
Franklin, T.J.	6-0	1	1	2
Brown, Zeke	9-0	2	.	2
Utley, Brayden	9-0	1	1	2	0.5-2	0.5-2
Logan, Ashton	7-0	1	1	2
Platt, Chris	9-0	2	.	2
Delashaw, Colby	1-0	1	1	2
Milton, Mark	9-0	.	2	2
Hasty, JaMycal	9-0	1	1	2
Mims, Denzel	9-0	2	.	2
Maxwell, Cole	2-0	1	.	1
Jones, Marques	6-0	1	.	1
Sneed, R.J.	9-0	1	.	1
Sedwick, Jay	6-0	1	.	1
Randolph, Garmon	2-0	1	.	1
Atkinson, Jared	9-0	1	.	1
Rogers, Owen	4-0	1	.	1
Hanspard Jr., Byron	3-0	.	1	1
Total.....	9	370	232	602	69-243	29-157	10-80	37	33	8-20	9	5	.
Opponents.....	9	357	182	539	61.0-217	24-142	4-35	28	23	8-0	9	.	.

BAYLOR FOOTBALL 2019

OVERALL: 9-0 (HOME 5-0, ROAD 4-0, NEUTRAL 0-0) | BIG 12 CONFERENCE: 6-0 (HOME 3-0, ROAD 3-0, NEUTRAL 0-0)

GAME-BY-GAME TEAM STATS

GAME	FINAL SCORE	QUARTERS				1ST DOWNS R-P-PE TOT	RUSHING NO-YDS-TD	PASSING C-A-I YDS TD	TOT OFF ATT-YDS NO-AVG	PUNTS NO-AVG	PEN F-FL NO-YDS	3RD DNS	4TH DNS	RED ZONE	SACKS NO-YDS	FIELD GOALS	POSSESSION TIME								
		1	2	3	4												OT	1	2	3	4	TOT			
Baylor	56	14	21	14	7	15-13-2	30	37-268-4	26-37-0	250	4	74-518	4-36.5	2-1	5-30	8-13	1-1	6-6	3-15	0-0	5:28	9:39	6:45	8:01	29:53
Stephen F. Austin	17	7	0	0	10	7-6-0	13	32-119-2	16-30-1	158	0	62-277	8-31.0	0-0	4-50	6-16	0-0	3-4	0-0	1-2	9:32	5:21	8:15	6:59	30:07
Baylor	63	14	21	14	14	13-9-3	25	39-368-5	16-23-0	178	3	62-546	3-43.7	1-0	6-50	6-9	0-0	5-5	3-10	0-0	6:30	8:08	6:28	7:23	28:29
UTSA	14	0	0	7	7	6-7-1	14	36-164-2	17-30-0	102	0	66-266	8-43.0	3-1	7-58	7-18	2-3	1-1	1-2	0-0	8:30	6:52	8:32	7:37	31:31
Baylor	21	7	14	0	0	7-13-0	20	35-124-2	20-28-0	303	1	63-427	3-35.7	3-2	6-60	7-12	0-1	1-2	3-16	0-1	9:57	5:13	5:00	7:35	27:45
at Rice	13	0	3	3	7	7-9-1	17	35-64-1	18-31-0	178	0	66-242	4-45.8	2-1	1-5	8-18	1-2	2-3	2-8	2-2	5:03	9:47	10:00	7:25	32:15
Baylor	23	0	7	13	3	8-16-0	24	34-104-0	26-45-0	307	3	79-411	6-43.5	1-0	7-75	6-17	2-3	2-4	3-25	1-2	4:30	7:39	9:06	9:02	30:17
Iowa State	21	0	0	0	21	2-18-3	23	28-63-1	27-45-1	342	2	73-405	5-39.4	1-1	2-25	7-15	0-1	3-3	3-16	0-2	10:30	7:21	5:54	5:58	29:43
Baylor	31	0	10	7	14	6-11-1	18	31-158-3	15-24-0	268	1	55-426	6-32.0	1-0	7-52	2-9	0-0	3-3	6-24	1-1	7:15	5:44	3:56	6:20	23:15
at Kansas State	12	3	0	3	6	5-14-2	21	40-123-0	22-34-1	218	1	74-341	6-40.8	3-1	5-35	6-17	1-2	3-3	1-17	2-2	7:45	9:16	11:04	8:40	36:45
Baylor	33	0	3	14	3	9-15-3	27	38-173-4	24-38-3	352	0	76-525	5-32.8	1-0	10-83	4-11	0-0	6-7	5-26	2-3	4:42	6:39	8:09	9:30	29:00
Texas Tech	30	3	3	7	7	9-15-2	26	43-148-2	31-42-2	362	1	85-510	4-44.5	2-1	8-67	8-18	1-2	5-6	2-10	3-3	10:18	8:21	6:51	5:30	31:00
Baylor	45	7	3	14	21	9-7-2	18	37-224-4	13-17-0	312	1	54-536	4-43.2	2-1	7-66	3-9	0-1	3-3	2-13	1-1	4:58	9:42	6:57	6:35	28:12
at Oklahoma State	27	6	7	7	7	13-11-3	27	50-281-3	22-36-1	188	1	86-469	5-43.4	2-2	8-92	6-17	2-3	3-4	4-18	0-0	10:02	5:18	8:03	8:25	31:48
Baylor	17	7	0	7	3	12-10-4	26	56-176-0	20-26-0	277	2	82-453	7-36.4	4-3	7-60	5-14	0-1	2-3	1-8	1-1	8:57	7:34	8:50	11:05	36:26
West Virginia	14	0	0	14	0	3-8-1	12	26-14-0	20-39-1	205	1	65-219	9-41.8	2-1	11-89	3-17	3-3	0-1	8-5	0-1	6:03	7:26	6:10	3:55	23:34
Baylor	29	0	0	3	6	6-11-5	22	33-99-1	27-41-1	195	2	74-294	5-36.8	2-1	10-67	6-17	2-2	5-6	3-20	3-4	5:17	7:13	9:45	7:21	29:36
at TCU	23	3	6	0	14	9-7-2	18	49-168-1	14-32-3	140	1	81-308	6-41.3	0-0	11-125	10-20	1-2	4-5	3-21	3-3	9:43	7:47	5:15	7:39	30:24
Baylor																									
Oklahoma																									
Baylor																									
Texas																									
Baylor																									
at Kansas																									

GAME-BY-GAME OFFENSIVE STARTERS

OPPONENT	WR	LT	LG	C	RG	RT	TE	WR	QB	RB	WR	WR	WR
SFA	Mims	Galvin	Tecklenburg	Fruhmorgan	Pines	Bedier	—	M. Jones	C. Brewer	Hasty	Sneed	Platt	—
UTSA	Mims	Galvin	Tecklenburg	Fruhmorgan	Pines	Bedier	Henle	M. Jones	C. Brewer	Ebner	Sneed	—	—
at Rice	Mims	Galvin	Tecklenburg	Fruhmorgan	Pines	Bedier	Henle	Thornton	C. Brewer	Lovett	Platt	—	—
Iowa State	Mims	Galvin	Tecklenburg	Fruhmorgan	Pines	Bedier	—	Thornton	C. Brewer	Hasty	Sneed	Platt	—
at Kansas State	Mims	Galvin	Tecklenburg	Fruhmorgan	Newman	Phillips	—	Thornton	C. Brewer	Ebner	Sneed	Platt	—
Texas Tech	Mims	Phillips	Tecklenburg	Fruhmorgan	Newman	Bedier	—	Thornton	C. Brewer	Lovett	Sneed	Platt	—
at Oklahoma State	Mims	Phillips	Tecklenburg	Fruhmorgan	Newman	Bedier	—	Thornton	C. Brewer	Lovett	Sneed	Platt	—
West Virginia	Mims	Phillips	Keith	Fruhmorgan	Tecklenburg	Bedier	—	Thornton	C. Brewer	—	Sneed	Platt	Fleeks
at TCU	Mims	Phillips	Tecklenburg	Fruhmorgan	Newman	Bedier	—	Thornton	C. Brewer	Hasty	Sneed	Platt	—
Oklahoma													
Texas													
at Kansas													

GAME-BY-GAME DEFENSIVE STARTERS

OPPONENT	END	NT	END	WLB	MLB	SLB	RLB/S	CB	S	S	CB
SFA	Lockhart	Roy	J. Lynch	Bernard	Johnston	B. Lynch	Black	Houston	Arnold	Miller	Texada
UTSA	Lockhart	Roy	J. Lynch	Bernard	Johnston	B. Lynch	Black	Houston	Arnold	Miller	Texada
at Rice	Lockhart	Roy	J. Lynch	Bernard	Johnston	B. Lynch	Black	Houston	Arnold	Miller	Texada
Iowa State	Lockhart	Roy	J. Lynch	J. Williams	Johnston	B. Lynch	Black	Houston	Arnold	Miller	Texada
at Kansas State	Lockhart	Roy	J. Lynch	J. Williams	Johnston	B. Lynch	Black	Houston	Woods	Miller	Texada
Texas Tech	Lockhart	Roy	J. Lynch	J. Williams	Johnston	B. Lynch	Black	Houston	Arnold	Woods	Texada
at Oklahoma State	Lockhart	Roy	J. Lynch	J. Williams	Bernard	B. Lynch	Black	Houston	Woods	Miller	Texada
West Virginia	Lockhart	Roy	J. Lynch	J. Williams	Bernard	B. Lynch	Black	Houston	Woods	Miller	Texada
at TCU	Lockhart	Ogbonnaya	J. Lynch	J. Williams	Bernard	B. Lynch	Black	Houston	Arnold	Woods	Texada
Oklahoma											
Texas											
at Kansas											

BAYLOR FOOTBALL 2019

OVERALL: 9-0 (HOME 5-0, ROAD 4-0, NEUTRAL 0-0) | BIG 12 CONFERENCE: 6-0 (HOME 3-0, ROAD 3-0, NEUTRAL 0-0)

GAME-BY-GAME PASSING

CHARLIE BREWER	CMP	ATT	INT	PCT	YDS	TD	LONG	SACKS	EFF.	GERRY BOHANON	CMP	ATT	INT	PCT	YDS	TD	LONG	SACKS	EFF.
Stephen F. Austin	21	31	0	67.7	199	3	23	0	153.60	Stephen F. Austin	5	6	0	83.3	51	1	16	0	209.73
UTSA	12	16	0	75.0	163	3	30	0	222.45	UTSA	4	7	0	57.1	15	0	13	1	75.14
at Rice	20	27	0	74.1	303	1	50	2	180.56	at Rice	DNP								
Iowa State	26	45	0	57.8	307	3	46	3	137.08	Iowa State	0	0	0	—	0	0	0	0	—
at Kansas State	14	23	0	60.9	230	1	29	1	159.22	at Kansas State	1	1	0	100.0	38	0	38	0	419.20
Texas Tech	24	37	3	64.9	352	0	41	2	128.56	Texas Tech	0	1	0	0.0	0	0	0	0	0.0
at Oklahoma State	13	17	0	76.5	312	1	78	4	250.05	at Oklahoma State	0	0	0	—	0	0	0	0	—
West Virginia	20	26	0	76.9	277	2	43	7	191.80	West Virginia	0	0	0	—	0	0	0	0	—
at TCU	27	41	1	65.9	195	2	21	3	117.02	at TCU	DNP								
Oklahoma										Oklahoma									
Texas										Texas									
at Kansas										at Kansas									

GAME-BY-GAME RUSHING (No.-Yards-TDs)

PLAYER	NO-YDS-TD	SFA	UTSA	at Rice	ISU	at KSU	TTU	at OSU	WVU	at TCU	OU	UT	at KU
Lovett, John	85-532-4	8-108-1	9-69-0	5-9-0	12-52-0	7-74-2	17-77-0	7-57-1	12-49-0	8-37-0			
Hasty, JaMycal	79-461-4	10-25-0	7-18-1	7-39-0	3-10-0	8-87-0	5-37-1	16-146-2	14-77-0	9-22-0			
Brewer, Charlie	95-211-7	2-(-1)-0	4-10-1	12-58-1	13-29-0	3-(-22)-0	15-55-3	12-16-1	19-25-0	15-41-1			
Bohanon, Gerry	20-194-2	6-84-0	7-93-1	DNP	1-(-1)-0	3-1-1	1-4-0	0-0-0	2-13-0	DNP			
Ebner, Trestan	34-163-2	2-32-2	4-76-0	7-10-0	4-16-0	9-16-0	0-0-0	DNP	7-14-0	1-(-1)-0			
Jones, Qualan	5-68-1	3-5-0	2-63-1	DNP	DNP	DNP	DNP	DNP	DNP	DNP			
Smith, Abram	7-29-1	4-8-1	3-21-0	0-0-0	0-0-0	0-0-0	0-0-0	0-0-0	0-0-0	0-0-0			
Platt, Chris	4-19-1	0-0-0	1-15-1	1-5-0	0-0-0	1-2-0	0-0-0	1-(-3)-0	0-0-0	0-0-0			
Fleeks, Josh	4-16-1	0-0-0	0-0-0	2-5-1	0-0-0	0-0-0	0-0-0	1-8-0	1-3-0	0-0-0			
Clarke, Jacoby	2-7-0	2-7-0	DNP	DNP	DNP	DNP	DNP	DNP	DNP	DNP			
White, Jonah	1-2-0	DNP	1-2-0	DNP	DNP	DNP	DNP	DNP	DNP	DNP			
Bullard, Koby	1-1-0	0-0-0	1-1-0	0-0-0	0-0-0	0-0-0	0-0-0	0-0-0	0-0-0	0-0-0			
Sneed, R.J.	1-(-5)-0	0-0-0	0-0-0	0-0-0	0-0-0	0-0-0	0-0-0	0-0-0	1-(-5)-0	0-0-0			

GAME-BY-GAME RECEIVING (No.-Yards-TDs)

PLAYER	NO-YDS-TD	SFA	UTSA	at Rice	ISU	at KSU	TTU	at OSU	WVU	at TCU	OU	UT	at KU
Mims, Denzel	44-675-8	5-46-0	7-101-3	6-102-0	6-106-2	5-83-0	3-65-0	1-16-0	5-99-1	6-57-2			
Thornton, Tyquan	34-612-3	1-9-1	1-16-0	3-70-0	11-141-1	4-92-1	4-83-0	2-96-0	5-86-0	3-19-0			
Sneed, R.J.	31-352-3	5-57-2	3-40-0	3-24-0	4-30-0	2-52-0	6-84-0	2-9-0	4-41-1	2-15-0			
Fleeks, Josh	16-221-1	4-37-0	0-0-0	0-0-0	0-0-0	0-0-0	1-6-0	3-126-1	2-10-0	6-42-0			
Platt, Chris	16-182-1	1-23-0	1-(-2)-0	5-85-1	1-7-0	1-12-0	4-29-0	1-(-4)-0	0-0-0	2-32-0			
Hasty, JaMycal	18-156-0	2-6-0	2-8-0	1-6-0	3-14-0	1-5-0	4-38-0	3-66-0	0-0-0	2-13-0			
Ebner, Trestan	13-128-1	5-40-1	0-0-0	1-5-0	0-0-0	2-24-0	2-47-0	DNP	1-12-0	2-0-0			
Atkinson, Jared	5-55-0	1-16-0	0-0-0	0-0-0	1-9-0	0-0-0	0-0-0	0-0-0	2-21-0	1-9-0			
Lovett, John	4-27-0	0-0-0	1-13-0	0-0-0	0-0-0	0-0-0	0-0-0	1-3-0	1-8-0	1-3-0			
Henle, Christoph	2-19-0	1-8-0	0-0-0	1-11-0	0-0-0	0-0-0	0-0-0	0-0-0	0-0-0	0-0-0			
Bullard, Koby	1-8-0	1-8-0	0-0-0	0-0-0	0-0-0	0-0-0	0-0-0	0-0-0	0-0-0	0-0-0			
Baucum, Davis	1-2-0	0-0-0	1-2-0	DNP	DNP	DNP	DNP	DNP	DNP	DNP			
Sims, Ben	2-5-0	DNP	0-0-0	0-0-0	0-0-0	0-0-0	0-0-0	DNP	DNP	2-5-0			

GAME-BY-GAME KICKING

JOHN MAYERS	PAT	ATT	PCT	FG	ATT	PCT	LONG	PTS
Stephen F. Austin	6	6	100.0	—	—	—	—	6
UTSA	7	7	100.0	—	—	—	—	7
at Rice	3	3	100.0	0	1	0.0	—	3
Iowa State	2	2	100.0	1	2	50.0	38	5
at Kansas State	4	4	100.0	1	1	100.0	36	7
Texas Tech	3	3	100.0	2	2	100.0	37	9
at Oklahoma State	6	6	100.0	1	1	100.0	28	9
West Virginia	2	2	100.0	1	1	100.0	36	5
at TCU	2	2	100.0	3	4	75.0	51	11
Oklahoma								
Texas								
at Kansas								

GAME-BY-GAME PUNTING

ISAAC POWER	NO	YDS	AVG	LONG	I20	TB	50+	60+
Stephen F. Austin	4	146	36.5	50	0	0	1	0
UTSA	3	131	43.7	51	1	0	1	0
at Rice	3	107	35.7	43	0	0	0	0
Iowa State	6	261	43.5	50	3	0	1	0
at Kansas State	6	192	32.0	46	1	0	0	0
Texas Tech	5	164	32.8	46	2	0	0	0
at Oklahoma State	4	173	43.2	59	1	0	1	0
West Virginia	7	255	36.4	48	3	0	0	0
at TCU	4	161	40.3	43	1	0	0	0
Oklahoma								
Texas								
at Kansas								

NOAH RAUSCHENBURG	PAT	ATT	PCT	FG	ATT	PCT	LONG	PTS
Stephen F. Austin	2	2	100.0	—	—	—	—	2
UTSA	2	2	100.0	—	—	—	—	2
at Rice	DNP							
Iowa State	DNP							
at Kansas State	DNP							
Texas Tech	0	0	—	0	1	0.0	—	0
at Oklahoma State	DNP							
West Virginia	DNP							
at TCU	0	0	—	—	—	—	—	—
Oklahoma								
Texas								
at Kansas								

BAYLOR FOOTBALL 2019

OVERALL: 9-0 (HOME 5-0, ROAD 4-0, NEUTRAL 0-0) | BIG 12 CONFERENCE: 6-0 (HOME 3-0, ROAD 3-0, NEUTRAL 0-0)

GAME-BY-GAME TACKLES (UT-AT-TOT)

PLAYER	UT-AT-TOTAL	SFA	UTSA	at Rice	ISU	at KSU	TTU	at OSU	WVU	at TCU	OU	UT	at KU
Bernard, Terrell	29-39-68	2-2-4	1-3-4	3-2-5	2-4-6	2-3-5	4-2-6	5-4-9	4-6-10	6-13-19			
Johnston, Clay	35-23-58	3-2-5	2-4-6	7-6-13	7-6-13	8-3-11	8-2-10	DNP	DNP	DNP			
Williams, Jordan	25-24-49	3-0-3	3-2-5	2-1-3	2-4-6	2-0-2	5-4-9	4-1-5	2-3-5	2-9-11			
Lynch, Blake	28-17-45	1-1-2	1-1-2	2-2-4	2-1-3	5-2-7	4-3-7	2-2-4	3-2-5	8-3-11			
Miller, Chris	26-11-37	4-1-5	2-3-5	3-2-5	5-0-5	3-0-3	1-3-4	4-0-4	4-2-6	DNP			
Roy, Bravvion	22-15-37	4-2-6	1-0-1	4-1-5	1-2-3	4-1-5	1-2-3	4-3-7	2-0-2	1-4-5			
Black, Henry	24-9-33	1-0-1	2-3-5	0-2-2	3-0-3	1-0-1	5-1-6	5-1-6	5-0-5	2-2-4			
Texada, Raleigh	27-3-30	0-1-1	0-0-0	4-0-4	4-1-5	5-1-6	7-0-7	3-0-3	2-0-2	2-0-2			
Woods, J.T.	20-9-29	1-1-2	1-1-2	0-1-1	2-0-2	4-1-5	3-1-4	6-0-6	2-0-2	1-4-5			
Houston, Jameson	19-8-27	0-0-0	1-1-2	2-2-4	1-1-2	1-0-1	3-4-7	5-0-5	1-0-1	5-0-5			
Lynch, James	13-14-27	1-1-2	1-1-2	2-0-2	2-0-2	3-2-5	2-2-4	1-1-2	0-2-2	1-5-6			
Arnold, Grayland	13-8-21	2-2-4	3-0-3	2-2-4	2-1-3	1-0-1	1-1-2	DNP	1-1-2	1-1-2			
Lockhart, James	12-9-21	1-0-1	1-2-3	3-1-4	2-0-2	0-1-1	2-0-2	2-0-2	0-1-1	1-4-5			
McVea, Jairon	13-5-18	2-0-2	2-2-4	1-1-2	0-0-0	2-2-4	2-0-2	2-0-2	2-0-2	0-0-0			
Barnes, Kalon	9-6-15	0-1-1	2-2-4	1-0-1	0-1-1	1-0-1	2-0-2	1-0-1	1-1-2	1-1-2			
Pitre, Jalen	9-3-12	DNP	DNP	DNP	1-1-2	4-1-5	2-1-3	2-0-2	DNP	DNP			
Zouzoua, Niadre	5-4-9	2-0-2	1-1-2	0-0-0	0-0-0	1-0-1	0-1-1	0-1-1	DNP	1-1-2			
Ogbonnaya, Chidi	6-0-6	0-0-0	1-0-1	1-0-1	0-0-0	0-0-0	0-0-0	2-0-2	1-0-1	1-0-1			
Morgan, Christian	3-3-6	0-0-0	0-0-0	1-2-3	0-0-0	DNP	0-0-0	2-0-2	0-1-1	0-0-0			
Jackson, Bryson	1-4-5	0-3-3	0-1-1	0-0-0	0-0-0	DNP	0-0-0	0-0-0	1-0-1	0-0-0			
Smith, Abram	3-1-4	1-0-1	0-0-0	0-1-1	0-0-0	1-0-1	1-0-1	0-0-0	0-0-0	0-0-0			
Jones, Matt	1-3-4	1-2-3	0-1-1	DNP	0-0-0	DNP	DNP	DNP	DNP	DNP			
Williams, Will	3-0-3	2-0-2	1-0-1	0-0-0	0-0-0	DNP	DNP	DNP	DNP	DNP			
Slinker, Trystan	3-0-3	0-0-0	0-0-0	0-0-0	0-0-0	0-0-0	1-0-1	2-0-2	0-0-0	0-0-0			
Taylor, Bralen	1-2-3	1-0-1	0-2-2	0-0-0	0-0-0	DNP	DNP	DNP	DNP	DNP			
Hall, Gabe	1-2-3	0-0-0	0-0-0	0-0-0	0-0-0	1-1-2	0-1-1	DNP	DNP	DNP			
Maticcik, Ross	1-2-3	0-0-0	0-0-0	0-0-0	0-1-1	0-0-0	0-0-0	0-1-1	0-0-0	1-0-1			
Brown, Zeke	2-0-2	0-0-0	1-0-1	0-0-0	0-0-0	0-0-0	0-0-0	1-0-1	0-0-0	0-0-0			
Delashaw, Colby	1-1-2	1-1-2	DNP	DNP	DNP	DNP	DNP	DNP	DNP	DNP			
Utley, Brayden	1-1-2	1-1-2	0-0-0	0-0-0	0-0-0	0-0-0	0-0-0	0-0-0	0-0-0	0-0-0			
Logan, Ashton	1-1-2	0-0-0	1-1-2	0-0-0	0-0-0	DNP	DNP	0-0-0	0-0-0	0-0-0			
Franklin, TJ	1-1-2	0-0-0	DNP	DNP	DNP	0-0-0	0-0-0	0-0-0	1-0-1	0-1-1			
Milton, Mark	0-2-2	0-0-0	0-1-1	0-0-0	0-1-1	0-0-0	0-0-0	0-0-0	0-0-0	0-0-0			
Randolph, Garmon	1-0-1	1-0-1	DNP	DNP	DNP	DNP	DNP	DNP	0-0-0	DNP			
Maxwell, Cole	1-0-1	DNP	1-0-1	DNP	0-0-0	DNP	DNP	DNP	DNP	DNP			
Sedwick, Jay	1-0-1	0-0-0	DNP	0-0-0	0-0-0	1-0-1	0-0-0	0-0-0	0-0-0	0-0-0			
Rogers, Owen	1-0-1	DNP	DNP	DNP	DNP	DNP	0-0-0	0-0-0	0-0-0	1-0-1			
Hanspard, Byron	0-1-1	0-1-1	DNP	DNP	DNP	DNP	DNP	DNP	DNP	DNP			

GAME-BY-GAME TACKLES FOR LOSS (TFL-YADS)

PLAYER	TFL-YDS	SFA	UTSA	at Rice	ISU	at KSU	TTU	at OSU	WVU	at TCU	OU	UT	at KU
Lynch, James	12.5-66	1.5-8	0.0-0	2.0-15	1.0-10	4.0-13	3.0-19	0.0-0	0.0-0	1.0-1			
Lynch, Blake	8.5-20	0.5-2	1.0-1	0.0-0	1.0-2	1.5-2	1.5-3	0.5-0	1.0-2	1.5-8			
Johnston, Clay	8.0-27	0.5-3	1.5-8	2.0-5	1.5-6	1.0-3	1.5-2	DNP	DNP	DNP			
Roy, Bravvion	7.5-28	0.0-0	0.0-0	0.0-0	1.0-5	3.5-8	0.5-2	1.0-7	1.0-2	0.5-4			
Williams, Jordan	6.0-17	0.0-0	0.0-0	0.0-0	0.5-5	1.0-3	1.5-3	0.0-0	1.5-3	1.5-3			
Bernard, Terrell	5.5-26	0.0-0	0.0-0	0.0-0	0.0-0	0.0-0	0.5-3	0.5-1	1.5-10	3.0-12			
Lockhart, James	5.0-18	1.0-6	0.0-0	2.0-5	0.0-0	0.5-2	1.0-4	0.0-0	0.0-0	0.5-1			
Zouzoua, Niadre	2.5-11	1.0-5	1.0-5	0.0-0	0.0-0	0.0-0	0.5-1	0.0-0	DNP	0.0-0			
Arnold, Grayland	2.5-5	0.5-1	0.0-0	1.0-1	0.0-0	1.0-3	0.0-0	DNP	0.0-0	0.0-0			
Ogbonnaya, Chidi	2.0-7	0.0-0	1.0-1	0.0-0	0.0-0	0.0-0	0.0-0	1.0-6	0.0-0	0.0-0			
Pitre, Jalen	1.5-5	DNP	DNP	DNP	0.0-0	1.0-5	0.5-0	0.0-0	DNP	DNP			
Miller, Chris	1.5-3	0.5-1	0.0-0	1.0-2	0.0-0	0.0-0	0.0-0	0.0-0	0.0-0	DNP			
McVea, Jairon	1.5-3	1.0-3	0.0-0	0.0-0	0.0-0	0.5-0	0.0-0	0.0-0	0.0-0	0.0-0			
Woods, J.T.	1.0-1	0.0-0	0.0-0	0.0-0	0.0-0	1.0-1	0.0-0	0.0-0	0.0-0	0.0-0			
Black, Henry	1.0-0	0.0-0	0.0-0	0.0-0	0.0-0	0.0-0	0.0-0	0.0-0	0.0-0	1.0-0			
Jones, Matt	0.5-2	0.5-2	0.0-0	DNP	0.0-0	DNP	DNP	DNP	DNP	DNP			
Utley, Brayden	0.5-2	0.5-2	0.0-0	0.0-0	0.0-0	0.0-0	0.0-0	0.0-0	0.0-0	0.0-0			
Taylor, Bralen	0.5-1	0.0-0	0.5-1	0.0-0	0.0-0	DNP	DNP	DNP	DNP	DNP			
Hall, Gabe	0.5-1	0.0-0	0.0-0	0.0-0	0.0-0	0.0-0	0.5-1	DNP	DNP	DNP			
Barnes, Kalon	0.5-0	0.5-0	0.0-0	0.0-0	0.0-0	0.0-0	0.0-0	0.0-0	0.0-0	0.0-0			

GAME-BY-GAME SACKS (SACKS-YADS)

PLAYER	SACKS-YDS	SFA	UTSA	at Rice	ISU	at KSU	TTU	at OSU	WVU	at TCU	OU	UT	at KU
Lynch, James	8.5-49	1.0-6	0.0-0	2.0-15	0.0-0	3.0-11	2.5-17	0.0-0	0.0-0				
Lockhart, James	3.5-17	0.0-0	0.0-0	1.0-1	1.0-10	0.5-2	1.0-4	0.0-0	0.0-0				
Lynch, Blake	3.0-10	0.0-0	1.0-1	0.0-0	0.0-0	0.0-0	0.5-1	0.0-0	0.0-0	1.5-8			
Roy, Bravvion	2.5-19	0.0-0	0.0-0	0.0-0	0.5-5	0.5-3	0.0-0	1.0-7	0.0-0	0.5-4			
Bernard, Terrell	2.5-19	0.0-0	0.0-0	0.0-0	0.0-0	0.0-0	0.5-3	0.0-0	1.0-8	1.0-8			
Johnston, Clay	2.5-13	0.0-0	1.5-8	0.0-0	1.0-5	0.0-0	0.0-0	DNP	DNP				
Zouzoua, Niadre	1.5-6	1.0-5	0.0-0	0.0-0	0.0-0	0.0-0	0.5-1	0.0-0	DNP				
Ogbonnaya, Chidi	1.0-6	0.0-0	0.0-0	0.0-0	0.0-0	0.0-0	0.0-0	1.0-6	0.0-0				
Pitre, Jalen	1.0-5	DNP	DNP	DNP	0.0-0	1.0-5	0.0-0	0.0-0	DNP				
Arnold, Grayland	1.0-3	0.0-0	0.0-0	0.0-0	0.0-0	1.0-3	0.0-0	DNP	0.0-0				
Williams, Jordan	0.5-5	0.0-0	0.0-0	0.0-0	0.5-5	0.0-0	0.0-0	0.0-0	0.0-0				
Jones, Matt	0.5-2	0.5-2	0.0-0	DNP	0.0-0	0.0-0	DNP	DNP	DNP				
Utley, Brayden	0.5-2	0.5-2	0.0-0	0.0-0	0.0-0	0.0-0	0.0-0	0.0-0	0.0-0				
Taylor, Bralen	0.5-1	0.0-0	0.5-1	0.0-0	0.0-0	0.0-0	0.0-0	0.0-0	0.0-0				

BAYLOR FOOTBALL 2019

OVERALL: 9-0 (HOME 5-0, ROAD 4-0, NEUTRAL 0-0) | BIG 12 CONFERENCE: 6-0 (HOME 3-0, ROAD 3-0, NEUTRAL 0-0)

SCORING DRIVES

OPPONENT	PLAYS	YDS	DRIVE TIME	QTR/ CLOCK	DRIVE START	DRIVE PLAY
Stephen F. Austin	6	45	1:34	1st/11:48	SFA45	Ebner 16 pass from Brewer
Stephen F. Austin	5	46	1:51	1st/8:13	SFA46	Sneed 11 pass from Brewer
Stephen F. Austin	6	34	2:20	2nd/10:53	SFA34	Ebner 21 rush
Stephen F. Austin	7	81	2:34	2nd/6:48	BU19	Ebner 11 rush
Stephen F. Austin	8	45	3:11	2nd/2:20	SFA45	Lovett 19 rush
Stephen F. Austin	4	75	1:20	3rd/13:40	BU25	Sneed 21 pass from Brewer
Stephen F. Austin	6	63	2:39	3rd/10:07	BU37	Thornton 9 pass from Bohanon
Stephen F. Austin	11	80	6:50	4th/4:26	BU20	A. Smith 9 rush
UTSA	4	70	1:23	1st/8:22	BU30	Mims 9 pass from Brewer
UTSA	9	79	3:50	1st/0:43	BU21	Brewer 5 rush
UTSA	8	72	4:02	2nd/9:27	BU28	Mims 30 pass from Brewer
*UTSA	—	—	—	2nd/7:09	—	Arnold 73 punt return
UTSA	9	75	4:06	2nd/1:30	BU25	Mims 25 pass from Brewer
UTSA	8	70	3:35	3rd/11:25	BU30	Bohanon 3 rush
UTSA	6	82	2:50	3rd/6:11	BU18	Hasty 1 rush
UTSA	2	16	0:43	4th/8:30	UTSA16	Platt 15 rush
UTSA	3	65	1:37	4th/5:33	BU35	Q. Jones 61 rush
at Rice	9	86	4:01	1st/3:12	BU14	Fleeks 6 rush
at Rice	7	84	3:07	2nd/5:02	BU16	Platt 50 pass from Brewer
at Rice	5	74	0:29	2nd/0:15	BU26	Brewer 25 rush
Iowa State	12	68	5:03	2nd/0:58	BU32	Mims 9 pass from Brewer
Iowa State	12	75	5:00	3rd/10:00	BU25	Mims 24 pass from Brewer
Iowa State	7	90	3:11	3rd/1:26	BU10	Thornton 35 pass from Brewer
Iowa State	14	54	3:24	4th/0:21	BU25	Mayers 38 FG
at Kansas State	8	57	2:44	2nd/14:27	BU25	Mayers 35 FG
at Kansas State	6	98	2:28	2nd/6:38	BU2	Thornton 29 pass from Brewer
at Kansas State	6	91	2:09	3rd/11:27	BU9	Lovett 13 rush
at Kansas State	6	63	2:02	4th/10:34	BU37	Bohanon 4 rush
at Kansas State	2	43	0:46	4th/5:37	KS43	Lovett 46 rush
Texas Tech	6	21	1:44	2nd/10:08	TT41	Mayers 37 FG
Texas Tech	5	36	1:57	3rd/13:03	TT36	Brewer 4 rush
Texas Tech	7	74	3:00	3rd/8:05	BU26	Brewer 1 rush
Texas Tech	11	89	1:37	4th/0:00	BU9	Mayers 19 FG
*Texas Tech	3	25	—	—	OT1	TT25 Brewer 1 rush
*Texas Tech	3	25	—	—	OT2	TT25 Hasty 5 rush
at Oklahoma State	3	62	1:18	1st/12:06	BU38	Lovett 25 rush
at Oklahoma State	7	64	2:43	2nd/1:32	BU25	Mayers 28 FG
at Oklahoma State	2	83	0:53	3rd/8:42	BU17	Hasty 5 rush
at Oklahoma State	6	93	2:55	3rd/2:36	BU7	Fleeks 64 pass from Brewer
at Oklahoma State	7	75	3:51	4th/9:04	BU25	Brewer 2 rush
*at Oklahoma State	—	—	—	4th:8:00	—	Bernard 20 fumble return
at Oklahoma State	1	73	0:12	4th/5:13	BU27	Hasty 73 rush
West Virginia	8	86	4:13	1st/0:06	BU14	Sneed 13 pass from Brewer
West Virginia	7	75	2:08	3rd/4:34	BU25	Mims 21 pass from Brewer
West Virginia	13	62	6:06	4th/10:19	BU19	Mayers 36 FG
at TCU	10	56	5:02	3rd/9:58	BU25	Mayers 36 FG
at TCU	4	1	0:51	4th/14:34	TCU8	Mayers 24 FG
at TCU	10	54	2:47	4th/0:36	BU12	Mayers 51 FG
*at TCU	8	25	—	—	OT1	TCU25 Brewer 3 rush
*at TCU	4	25	—	—	OT2	TCU25 Mims 20 pass from Brewer
*at TCU	2	25	—	—	OT3	TCU25 Mims 4 pass from Brewer

AVERAGE DRIVE 6.9 65.6 2:45

* - not counted toward average drive length

DRIVES SUPERLATIVES

MOST PLAYS:	14 vs. Iowa State (FG)	FEWEST PLAYS:	1 at OSU (TD)
MOST YARDS:	98 at Kansas State (TD)	FEWEST YARDS:	1 at TCU (FG)
LONGEST TIME:	6:50 vs. SFA (TD)	SHORTEST TIME:	0:12 at OSU (TD)

LONG PLAYS FROM SCRIMMAGE (25-Plus Yards)

YDS	PLAY	OPPONENT (QTR)
78	Thornton pass from Brewer	at Oklahoma State (3rd)
73	Hasty rush [TD]	at Oklahoma State (4th)
64	Fleeks pass from Brewer [TD]	at Oklahoma State (3rd)
63	Hasty pass from Brewer	at Oklahoma State (2nd)
61	Q. Jones rush [TD]	UTSA (4th)
55	Ebner rush	UTSA (1st)
50	Platt pass from Brewer [TD]	at Rice (2nd)
46	Mims pass from Brewer	Iowa State (1st)
46	Lovett rush [TD]	at Kansas State (4th)
44	Thornton pass from Brewer	at Rice (3rd)
44	Fleeks pass from Brewer	at Oklahoma State (4th)
43	Thornton pass from Brewer	West Virginia (4th)
41	Thornton pass from Brewer	Texas Tech (3rd)
38	Lovett rush	Stephen F. Austin (3rd)
38	Bohanon rush	UTSA (3rd)
38	Sneed pass from Bohanon	at Kansas State (4th)
35	Mims pass from Brewer	at Rice (1st)
35	Thornton pass from Brewer	Iowa State (3rd)
34	Bohanon rush	Stephen F. Austin (4th)
34	Bohanon rush	UTSA (3rd)
33	Hasty rush	at Kansas State (2nd)
32	Sneed pass from Brewer	Texas Tech (3rd)
32	Mims pass from Brewer	Texas Tech (OT)
31	Hasty rush	at Kansas State (4th)
30	Mims pass from Brewer [TD]	UTSA (2nd)
30	Mims pass from Brewer	West Virginia (3rd)
29	Thornton pass from Brewer [TD]	at Kansas State (2nd)
27	Mims pass from Brewer	at Kansas State (1st)
27	Thornton pass from Brewer	at Kansas State (2nd)
27	Ebner pass from Brewer	Texas Tech (4th)
26	Mims pass from Brewer [TD]	UTSA (2nd)
26	Thornton pass from Brewer	Iowa State (4th)
26	Thornton pass from Brewer	West Virginia (1st)
26	Brewer rush	at TCU (4th)
25	Brewer rush [TD]	at Rice (2nd)
25	Mims pass from Brewer	at Kansas State (3rd)
25	Thornton pass from Brewer	at Kansas State (3rd)
25	Lovett rush [TD]	at Oklahoma State (1st)

MISCELLANEOUS INFORMATION

OPPONENT	BAYLOR CAPTAINS	COIN TOSS	BAYLOR KO/REC	BAYLOR FIRST PLAY	OPP. FIRST POSSESSION	KICKOFF TIME (SITE)	GAME LENGTH	BU UNIFORM	GAME TIME TEMP	SURFACE	RESULT
Stephen F. Austin	Houston, Sneed, Tecklenburg, J. Williams	BU	KO	Mims 8 pass from Brewer	Punt	6:05 pm	3:18	Green/Green/Green	91	Turf	W, 56-17
UTSA	Fruhmoegen, Roy, Tecklenburg, J. Williams	BU	KO	Mims 1 pass from Brewer	Punt	3:05 pm	3:16	Green/Green/Green	101	Turf	W, 63-14
at Rice	Black, Platt, Tecklenburg, J. Williams	RU	REC	Platt 5 rush	Punt	6:07 pm	3:35	White/White/White	86	Turf	W, 21-13
Iowa State	B. Lynch, Mims, Tecklenburg, J. Williams	BU	KO	Mims 46 pass from Brewer	Punt	2:35 pm	3:38	Green/Green/Green	93	Turf	W, 23-21
at Kansas State	Hasty, Lockhart, Tecklenburg, J. Williams	KSU	REC	Ebner 4 rush	Punt	2:40 pm	3:11	Green/White/Green	70	Turf	W, 31-12
Texas Tech	Johnston, J. Lynch, Tecklenburg, J. Williams	BU	KO	Lovett 1 rush	Punt	3:05 pm	3:51	Green/Green/Green	64	Turf	W, 33-30
at Oklahoma State	Johnston, Mims, Roy, Tecklenburg, J. Williams	BU	KO	Brewer 17 rush	Punt	3:00 pm	3:25	Green/White/Green	73	Turf	W, 45-27
West Virginia	Lockhart, J. Lynch, Tecklenburg, J. Williams, Roy	BU	KO	Brewer pass incomplete	Punt	7:05 pm	3:32	Green/Green/Green	46	Turf	W, 17-14
at TCU	Black, Mims, Platt, Tecklenburg, J. Williams	BU	KO	Brewer 3 rush	FG	11:03 am	3:52	White/White/Green	59	Grass	W, 29-23
Oklahoma											
Texas											
at Kansas											

BAYLOR FOOTBALL 2019

OVERALL: 9-0 (HOME 5-0, ROAD 4-0, NEUTRAL 0-0) | BIG 12 CONFERENCE: 6-0 (HOME 3-0, ROAD 3-0, NEUTRAL 0-0)

BAYLOR SUPERLATIVES

INDIVIDUAL		
Rushes	19	Brewer, Charlie vs West Virginia (Oct 31, 2019)
Yards Rushing	146	Hasty, JaMycal at Oklahoma State (Oct 19, 2019)
TD Rushes	3	Brewer, Charlie vs Texas Tech (Oct 12, 2019)
Long Rush	73	Hasty, JaMycal at Oklahoma State (Oct 19, 2019)
Pass attempts	45	Brewer, Charlie vs Iowa State (Sep 28, 2019)
Pass completions	27	Brewer, Charlie at TCU (Nov 09, 2019)
Yards Passing	352	Brewer, Charlie vs Texas Tech (Oct 12, 2019)
TD Passes	3	Brewer, Charlie vs SFA (Aug 31, 2019) Brewer, Charlie vs UTSA (Sep 07, 2019) Brewer, Charlie vs Iowa State (Sep 28, 2019)
Long Pass	78	Brewer, Charlie at Oklahoma State (Oct 19, 2019)
Receptions	11	Thornton, Tyquan vs Iowa State (Sep 28, 2019)
Yards Receiving	141	Thornton, Tyquan vs Iowa State (Sep 28, 2019)
TD Receptions	3	Mims, Denzel vs UTSA (Sep 07, 2019)
Long Reception	78	Thornton, Tyquan at Oklahoma State (Oct 19, 2019)
Field Goals	3	Mayers, John at TCU (Nov 09, 2019)
Long Field Goal	51	Mayers, John at TCU (Nov 09, 2019)
Punts	7	Power, Issac vs West Virginia (Oct 31, 2019)
Punting Avg	43.7	Power, Issac vs UTSA (Sep 07, 2019)
Long Punt	59	Power, Issac at Oklahoma State (Oct 19, 2019)
Punts inside 20	3	Power, Issac vs Iowa State (Sep 28, 2019) Power, Issac vs West Virginia (Oct 31, 2019)
Long Punt Return	73	Arnold, Grayland vs UTSA (Sep 07, 2019)
Long Kickoff Return	60	Fleeks, Josh vs Texas Tech (Oct 12, 2019)
Tackles	19	Bernard, Terrel at TCU (Nov 09, 2019)
Sacks	3.0	Lynch, James at Kansas State (Oct 05, 2019)
Tackles For Loss	4.0	Lynch, James at Kansas State (Oct 05, 2019)
Interceptions	2	Arnold, Grayland at TCU (Nov 09, 2019)

TEAM

Rushes	56	vs West Virginia (Oct 31, 2019)
Yards Rushing	368	vs UTSA (Sep 07, 2019)
Yards Per Rush	9.4	vs UTSA (Sep 07, 2019)
TD Rushes	5	vs Iowa State (Sep 07, 2019)
Pass attempts	45	vs Iowa State (Sep 28, 2019)
Pass completions	27	at TCU (Nov 09, 2019)
Yards Passing	352	vs Texas Tech (Oct 12, 2019)
Yards Per Pass	18.4	at Oklahoma State (Oct 19, 2019)
TD Passes	4	vs SFA (Aug 31, 2019)
Total Plays	82	vs West Virginia (Oct 31, 2019)
Total Offense	546	vs UTSA (Sep 07, 2019)
Yards Per Play	9.9	at Oklahoma State (Oct 19, 2019)
Points	63	vs UTSA (Sep 07, 2019)
Sacks By	6	at Kansas State (Oct 05, 2019)
First Downs	30	vs SFA (Aug 31, 2019)
Penalties	10	vs Texas Tech (Oct 12, 2019); at TCU (Nov 09, 2019)
Penalty Yards	83	vs Texas Tech (Oct 12, 2019)
Turnovers	3	vs Texas Tech (Oct 12, 2019); vs West Virginia (Oct 31, 2019)
Interceptions By	3	at TCU (Nov 09, 2019)
Punts	7	vs West Virginia (Oct 31, 2019)
Punting Avg	43.7	vs UTSA (Sep 07, 2019)
Long Punt	59	at Oklahoma State (Oct 19, 2019)
Punts inside 20	3	vs Iowa State (Sep 28, 2019); vs West Virginia (Oct 31, 2019)
Long Punt Return	73	vs UTSA (Sep 07, 2019)

RED ZONE

OPPONENT	TIMES IN			RUSH TDS	PASS TDS	FAILED TO SCORE INSIDE 20									
	SCORE	RED ZONE	SCORES			POINTS	TDS	FGS	FGA	DOWN	INT	FUM	PUNT	HALF	GAME
Stephen F. Austin	56-17	6	6	42	6	3	3	0	0	0	0	0	0	0	0
UTSA	63-14	5	5	35	5	4	1	0	0	0	0	0	0	0	0
at Rice	21-13	2	1	7	1	1	0	0	1	0	0	0	0	0	0
Iowa State	23-21	4	2	10	1	0	1	1	2	1	0	0	0	0	0
at Kansas State	31-12	3	3	17	2	2	0	1	1	0	0	0	0	0	0
Texas Tech	33-30	7	6	33	4	4	0	2	2	0	1	0	0	0	0
at Oklahoma State	45-27	3	3	17	2	2	0	1	1	0	0	0	0	0	0
West Virginia	17-14	3	2	10	1	0	1	1	1	1	0	0	0	0	0
at TCU	29-23	6	5	26	3	1	2	2	3	0	0	0	0	0	0
Oklahoma															
Texas															
at Kansas															
Totals		39	33	197	25	17	8	8	11	2	1	0	0	0	0
Opponents		30	24	125	14	9	5	10	11	2	1	1	0	0	0

SEASON PCT. (OVERALL): 33 of 39 (85%) SEASON PCT. (TDS): 25 of 39 (64%)
 SEASON PCT. (NO SCORE): 8 of 39 (21%) SEASON PCT. (FGS): 8 of 39 (21%)

OPPONENT SUPERLATIVES

INDIVIDUAL		
Rushes	32	Hubbard, Chuba, at Oklahoma State (Oct 19, 2019)
Yards Rushing	171	Hubbard, Chuba, at Oklahoma State (Oct 19, 2019)
TD Rushes	2	McCormick, S., vs UTSA (Sep 07, 2019) Thompson, S., vs Texas Tech (Oct 12, 2019) Hubbard, Chuba, at Oklahoma State (Oct 19, 2019)
Long Rush	68	Brown, LD, at Oklahoma State (Oct 19, 2019)
Pass attempts	45	Purdy, Brock, vs Iowa State (Sep 28, 2019)
Pass completions	31	Duffey, Jett, vs Texas Tech (Oct 12, 2019)
Yards Passing	362	Duffey, Jett, vs Texas Tech (Oct 12, 2019)
TD Passes	2	Purdy, Brock, vs Iowa State (Sep 28, 2019)
Long Pass	83	Kendall, Austin, vs West Virginia (Oct 31, 2019)
Receptions	7	four players
Yards Receiving	138	Turner, RJ, vs Texas Tech (Oct 12, 2019)
TD Receptions	1	seven players
Long Reception	83	Campbell, G., vs West Virginia (Oct 31, 2019)
Field Goals	3	Wolff, Trey, vs Texas Tech (Oct 12, 2019)
Long Field Goal	47	Kell, Griffin, at TCU (Nov 09, 2019)
Punts	9	Growden, Josh, vs West Virginia (Oct 31, 2019)
Punting Avg	48.0	Nunez, Adam, at Rice (Sep 21, 2019)
Long Punt	60	McNamara, A., vs Texas Tech (Oct 12, 2019)
Punts inside 20	5	Sandy, Jordy, at TCU (Nov 09, 2019)
Long Punt Return	22	Stoner, Dillon, at Oklahoma State (Oct 19, 2019)
Long Kickoff Return	95	Wright, Winston, vs West Virginia (Oct 31, 2019)
Tackles	12	Guzman, Noah, vs West Virginia (Oct 31, 2019)
Sacks	3.0	Stills, Darius, vs West Virginia (Oct 31, 2019)
Tackles For Loss	3.0	Stills, Darius, vs West Virginia (Oct 31, 2019)
Interceptions	1	four players

TEAM

Rushes	50	at Oklahoma State (Oct 19, 2019)
Yards Rushing	281	at Oklahoma State (Oct 19, 2019)
Yards Per Rush	5.6	at Oklahoma State (Oct 19, 2019)
TD Rushes	3	at Oklahoma State (Oct 19, 2019)
Pass attempts	45	vs Iowa State (Sep 28, 2019)
Pass completions	31	vs Texas Tech (Oct 12, 2019)
Yards Passing	362	vs Texas Tech (Oct 12, 2019)
Yards Per Pass	8.6	vs Texas Tech (Oct 12, 2019)
TD Passes	2	vs Iowa State (Sep 28, 2019)
Total Plays	86	at Oklahoma State (Oct 19, 2019)
Total Offense	510	vs Texas Tech (Oct 12, 2019)
Yards Per Play	6.0	vs Texas Tech (Oct 12, 2019)
Points	30	vs Texas Tech (Oct 12, 2019)
Sacks By	8	vs West Virginia (Oct 31, 2019)
First Downs	27	at Oklahoma State (Oct 19, 2019)
Penalties	11	vs West Virginia (Oct 31, 2019); at TCU (Nov 09, 2019)
Penalty Yards	125	at TCU (Nov 09, 2019)
Turnovers	3	vs Texas Tech (Oct 12, 2019) at Oklahoma State (Oct 19, 2019) at TCU (Nov 09, 2019)
Interceptions By	3	vs Texas Tech (Oct 12, 2019)
Punts	9	vs West Virginia (Oct 31, 2019)
Punting Avg	45.8	at Rice (Sep 21, 2019)
Long Punt	60	vs Texas Tech (Oct 12, 2019)
Punts inside 20	5	at TCU (Nov 09, 2019)
Long Punt Return	22	at Oklahoma State (Oct 19, 2019)

BAYLOR ROSTER

ALPHABETICAL ROSTER

NO.	PLAYER, POS.
1	Grayland Arnold, CB
16	Jared Atkinson, WR
12	Kalon Barnes, CB
18	Brandon Bass, QB
29	Davis Baucum, WR
30	Will Baxter, WR
56	Blake Bedier, OL
36	Ricardo Benitez, CB
26	Terrel Bernard, LB
8	Henry Black, S
11	Gerry Bohanon, QB
16	Bo Brewer, QB
12	Charlie Brewer, QB
32	Tyrone Brown, LB
23	Zeke Brown, CB
38	Koby Bullard, FB
31	Jacoby Clarke, RB
41	Jake Copeland, LB
39	Colby Delashaw, S
73	Davis DiVall, OL
44	Dru Dixon, RB
25	Trestan Ebner, RB
75	Elijah Ellis, OL
84	Jaylen Ellis, WR
21	Josh Fleeks, WR
90	TJ Franklin, DT
63	Jake Fruhmorgen, OL
76	Connor Galvin, OL
65	Blake George, OL
37	Cody George, TE
80	Jackson Gleeson, WR
95	Gabe Hall, DT
25	Byron Hanspard, Jr., CB
6	JaMycal Hasty, RB
82	Tyler Henderson, TE
87	Christoph Henle, TE
18	Gavin Holmes, WR
11	Jameson Houston, CB
45	Bryson Jackson, LB
4	Clay Johnston, LB
66	Colby Johnston, OL
84	Marques Jones, WR
52	Matt Jones, LB
27	Qualan Jones, RB
61	Khalil Keith, OL
70	Jackson Kimble, OL
78	Henry Klinge III, OL
92	Josh Landry, DT
47	Alex Lanham, CB
9	James Lockhart, DE
50	Ashton Logan, LB
48	Collin Losack, S
7	John Lovett, RB
2	Blake Lynch, LB
93	James Lynch, DT
50	Paul Matavao-Poialli, OL
46	Ross Matiscik, LS
96	Cole Maxwell, DT
95	John Mayers, K
17	Garret McGuire, QB
58	Michael McNair, LB
42	Jairon McVea, S
3	Chris Miller, S
64	Ryan Miller, DT
37	Mark Milton, CB
5	Denzel Mims, WR
15	Tripp Mitchell, WR
77	Jason Moore, OL

NUMERICAL ROSTER

No.	Name	Pos.	Ht.	Wt.	Class.	Exp.	Hometown / Previous
1	Grayland Arnold	CB	5-10	190	Jr.	2L	Kountze, Texas / Kountze HS
2	Blake Lynch	LB	6-3	225	Sr.	3L	Gilmer, Texas / Gilmer HS
3	Chris Miller	S	6-0	191	Sr.	3L	Frisco, Texas / Lone Star HS
4	Clay Johnston	LB	6-1	232	Sr.	3L	Abilene, Texas / Wylie HS
5	Denzel Mims	WR	6-3	215	Sr.	3L	Daingerfield, Texas / Daingerfield HS
6	JaMycal Hasty	RB	5-9	205	Sr.	3L	Longview, Texas / Longview HS
7	John Lovett	RB	6-0	212	Jr.	2L	Burlington, N.J. / Cherokee HS
8	Henry Black	S	6-0	206	Sr.	3L	Shreveport, La. / Woodlawn HS
9	James Lockhart	DE	6-2	263	Sr.	1L	Ennis, Texas / Ennis HS / Texas A&M
11	Gerry Bohanon	QB	6-3	221	R-Fr.	RS	Earle, Ark. / Earle HS
11	Jameson Houston	CB	5-11	200	Sr.	3L	Austin, Texas / St. Michael's Academy
12	Kalon Barnes	CB	6-0	186	So.	1L	Silsbee, Texas / Silsbee HS
12	Charlie Brewer	QB	6-1	206	Jr.	2L	Austin, Texas / Lake Travis HS
13	R.J. Sneed	WR	6-1	200	So.	1L	Cypress, Texas / Cypress Ranch HS
13	Raleigh Texada	CB	5-10	180	Jr.	1L	Frisco, Texas / Centennial HS
14	Chris Platt	WR	5-11	172	Gr.	4L	Willis, Texas / Willis HS
14	Jacob Zeno	QB	6-1	204	Fr.	HS	San Antonio, Texas / John Jay HS
15	Tripp Mitchell	WR/QB	6-1	190	Fr.	HS	Camarillo, Calif. / Oaks Christian HS
15	Christian Morgan	S	6-1	211	So.	1L	Houston, Texas / Porter HS
16	Jared Atkinson	WR	6-3	216	Jr.	2L	Mesquite, Texas / Horn HS
16	Bo Brewer	QB	5-11	190	Fr.	HS	Richardson, Texas / Pearce HS
17	Garret McGuire	QB	5-10	185	So.	SQ	Cedar Hill, Texas / Cedar Hill HS
18	Brandon Bass	QB	5-10	190	R-Fr.	RS	Addison, Texas / Trinity Christian
18	Gavin Holmes	WR	5-11	193	So.	1L	Justin, Texas / Northwest HS
19	Yusuf Terry	WR	6-3	189	Fr.	HS	Philadelphia, Pa. / Imhotep Institute Charter
20	Craig Williams	RB	5-8	173	R-Fr.	RS	Crosby, Texas / Crosby HS
20	Brandon White	CB	6-0	181	Fr.	HS	Amarillo, Texas / Tascosa HS
21	Josh Fleeks	WR	5-11	188	So.	1L	Dallas, Texas / Cedar Hill HS
22	JT Woods	S	6-2	190	So.	1L	San Antonio, Texas / Steele HS
23	Zeke Brown	CB	6-0	180	Jr.	1L	Midlothian, Texas / Midlothian HS
24	Jalen Pitre	LB	6-0	212	Jr.	2L	Stafford, Texas / Stafford HS
25	Trestan Ebner	RB	5-11	208	Jr.	2L	Henderson, Texas / Henderson HS
25	Byron Hanspard, Jr.	CB	6-0	181	R-Fr.	RS	DeSoto, Texas / DeSoto HS
26	Terrel Bernard	LB	6-1	222	So.	1L	La Porte, Texas / La Porte HS
27	Qualan Jones	RB	5-11	230	Fr.	HS	Grand Prairie, Texas / Trinity Christian
28	Abram Smith	RB	5-11	205	So.	1L	Abilene, Texas / Abilene HS
29	Davis Baucum	WR	5-10	189	R-Fr.	TR	Mesquite, Texas / Dallas Christian / Jacksonville
30	Will Baxter	S	6-0	193	R-Fr.	RS	Amarillo, Texas / Tascosa HS
30	Hakeem Vance	S	6-1	207	Fr.	HS	Olive Branch, Miss. / Hattiesburg HS
31	Jacoby Clarke	RB	6-0	195	Fr.	HS	The Woodlands, Texas / HS
31	Griffin Speaks	S	6-0	185	Fr.	HS	Auburn, Ala. / HS
32	Tyrone Brown	LB	6-4	205	Fr.	HS	Beaumont, Texas / Beaumont United HS
32	Skyler Wetzel	RB	5-9	190	Jr.	TR	San Antonio, Texas / Reagan HS / Tarleton St.
33	Jonah White	RB	6-0	208	Fr.	HS	Merkel, Texas / HS
33	Will Williams	S	6-2	205	Fr.	HS	El Paso, Texas / Chapin HS
34	Blake Perdue	WR	6-0	189	Jr.	JC	Amarillo, Texas / Midland College
34	Owen Rogers	LB	6-2	211	Sr.	1L	Phoenix, Ariz. / Brophy College Prep / Arizona State
35	Trystan Slinker	LB	5-11	222	Jr.	TR	Cache, Okla. / Cache HS / Southern Nazarene
35	Shevin Smith	CB	5-11	165	Fr.	HS	Savannah, Ga. / Islands HS
36	Ricardo Benitez	CB	4-2	110	R-Fr.	RS	Plano, Texas / Plano West HS
36	Solo Turner	LB	6-1	230	Fr.	HS	Frisco, Texas / Prestonwood Christian
37	Cody George	TE	6-2	256	Sr.	SQ	Lorena, Texas / Lorena HS
37	Mark Milton	CB	6-1	182	R-Fr.	RS	Houston, Texas / Clear Brook HS
38	Koby Bullard	FB	6-1	231	Jr.	1L	La Vernia, Texas / La Vernia HS
38	Jordan Williams	LB	6-0	223	Sr.	3L	Paris, Texas / Paris HS
39	Colby Delashaw	S	6-0	194	R-Fr.	RS	Frisco, Texas / Wakeland HS
40	Kolby White	WR	5-8	170	Fr.	HS	Sugar Land, Texas / Elkins HS
41	Jake Copeland	LB	6-0	220	Jr.	1L	Southlake, Texas / Southlake HS / Navarro JC
42	Jairon McVea	S	5-9	185	Jr.	2L	Richmond, Texas / George Ranch HS
43	Issac Power	P	6-1	200	R-Fr.	RS	Castle Rock, Colo. / Ponderosa HS
44	Dru Dixon	RB	6-0	255	So.	SQ	Phoenix, Ariz. / Pinnacle HS
45	Bryson Jackson	LB	6-2	211	So.	SQ	Mansfield, Texas / Lake Ridge HS
46	Ross Matiscik	LS	6-0	235	Sr.	3L	McKinney, Texas / McKinney Boyd HS
47	Alex Lanham	CB	5-10	165	Fr.	HS	Trabuco Canyon, Calif. / St. Margaret's Episcopal
48	Collin Losack	S	5-10	180	Fr.	HS	Colleyville, Texas / Heritage HS

BAYLOR ROSTER

NUMERICAL ROSTER

No.	Name	Pos.	Ht.	Wt.	Class.	Exp.	Hometown / Previous
50	Ashton Logan	LB	6-1	232	So.	1L	Temple, Texas / Temple HS
50	Paul Mataavao-Poialii	OL	6-4	277	Fr.	HS	Daly City, Calif. / Jefferson HS
51	Jackson Shupp	DE	6-4	246	R-Fr.	RS	The Woodlands, Texas / The Woodlands HS
52	Matt Jones	LB	6-3	237	Fr.	HS	Odessa, Texas / Odessa Permian HS
52	Sam Tecklenburg	OL	6-4	310	Sr.	3L	Plano, Texas / Plano HS
54	Brayden Utley	DT	6-1	257	R-Fr.	RS	Huntington Beach, Calif. / Loyola HS
55	Xavier Newman	OL	6-2	307	Jr.	2L	Desoto, Texas / Desoto HS
55	Garmon Randolph	DE	6-7	242	Fr.	HS	Jefferson, Ga. / HS
56	Blake Bedier	OL	6-5	302	Jr.	JC	Lehi, Utah / Lehi HS / Snow College
57	Johncarlo Valentin	OL	6-4	320	Sr.	1L	Philadelphia, Pa. / Imhotep Charter / ASA College
58	Michael McNair	LB	6-2	236	Jr.	SQ	Richardson, Texas / Plano East
58	Ty Smith	OL	6-3	294	So.	SQ	Argyle, Texas / Argyle HS
61	Khalil Keith	OL	6-5	320	So.	1L	Alpine, Ala. / Winterboro HS
63	Jake Fruhmorgen	OL	6-6	305	Sr.	1L	Tampa, Fla. / Plant HS / Clemson
64	Ryan Miller	DT	6-2	289	Jr.	2L	Southlake, Texas / Carroll HS
65	Blake George	OL	6-4	255	Fr.	HS	Lorena, Texas / HS
66	Colby Johnston	OL	6-4	270	Fr.	HS	Plano, Texas / Plano East HS
67	Thor Rodoni	LS	6-2	211	Jr.	SQ	Los Banos, Calif. / Pacheco HS
70	Jackson Kimble	OL	6-3	303	R-Fr.	RS	Southlake, Texas / Carroll HS
71	Jim Threet	OL	6-5	310	Jr.	SQ	Sunnyvale, Texas / Sunnyvale HS
73	Davis DiVall	OL	6-4	293	Fr.	HS	Scottsdale, Ariz. / Notre Dame Prep / Bridgton Academy
74	Prince Pines	OL	6-4	339	R-Fr.	RS	Baton Rouge, La. / Tara HS
75	Elijah Ellis	OL	6-6	279	Fr.	HS	Paris, Texas / HS
76	Connor Galvin	OL	6-7	302	So.	1L	Katy, Texas / Katy HS
77	Jason Moore	OL	6-3	296	So.	SQ	Frisco, Texas / Independence HS
78	Henry Klinge III	OL	6-5	304	So.	SQ	Southlake, Texas / Carroll HS
79	Casey Phillips	OL	6-5	303	R-Fr.	RS	Franklin, Texas / Franklin HS
80	Jackson Gleeson	WR	6-0	185	R-Fr.	RS	Mansfield, Texas / Mansfield HS
81	Tyquan Thornton	WR	6-3	176	So.	1L	Miami, Fla. / Booker T. Washington HS
82	Tyler Henderson	TE	6-4	248	So.	1L	Kyle, Texas / Lehman HS
82	Kyle Peterson	WR	6-0	163	Jr.	JC	Thousand Oaks, Calif. / Thousand Oaks HS / Moorpark College
83	Russell Morrison	WR	5-11	192	Jr.	SQ	Katy, Texas / Cinco Ranch HS
84	Jaylen Ellis	WR	6-0	186	Fr.	HS	Round Rock, Texas / Cedar Ridge HS
84	Marques Jones	WR	6-2	211	Sr.	2L	McKinney, Texas / McKinney HS
85	Sam Snyder	TE	6-5	209	Fr.	HS	Fleming Island, Fla. / Fleming Island HS
86	Ben Sims	TE	6-4	256	R-Fr.	RS	San Antonio, Texas / Clark HS
87	Christoph Henle	TE	6-6	259	So.	1L	Innsbruck, Austria / The Oakridge School
88	Bralen Taylor	DE	6-7	261	R-Fr.	RS	Cuero, Texas / Cuero HS
89	Jay Sedwick	K	5-11	211	So.	1L	Arlington, Texas / Grace Prep
90	TJ Franklin	DT	6-4	294	Fr.	HS	Temple, Texas / Temple HS
91	Rob Saulin	TE/DT	6-5	302	So.	1L	Pennsville, N.J. / Pennsville Memorial HS
92	Josh Landry	DT	6-1	277	R-Fr.	RS	Houston, Texas / Lamar HS
93	James Lynch	DT	6-4	295	Jr.	2L	Round Rock, Texas / Round Rock HS
94	Harrison White	DT	6-5	263	Fr.	HS	Houston, Texas / Klein HS
95	Gabe Hall	DT	6-5	305	Fr.	HS	Waller, Texas / HS
95	John Mayers	K	5-10	184	R-Fr.	RS	Flower Mound, Texas / Marcus HS
96	Cole Maxwell	DT	6-5	295	So.	SQ	Allen, Texas / Allen HS
97	Niadré Zouzoua	DE	6-4	237	Jr.	JC	Brockton, Mass. / Brockton HS / Monroe College
98	Chidi Ogbonnaya	DT	6-5	290	So.	1L	Houston, Texas / Langham Creek HS
99	Noah Rauschenberg	K	6-1	203	Fr.	HS	Tulsa, Okla. / Union HS
99	Bravvion Roy	DT	6-1	333	Sr.	3L	Spring, Texas / Spring HS

ALPHABETICAL ROSTER

NO.	PLAYER, POS.
15	Christian Morgan, S
83	Russell Morrison, WR
55	Xavier Newman, OL
98	Chidi Ogbonnaya, DT
34	Blake Perdue, WR
82	Kyle Peterson, WR
79	Casey Phillips, OL
74	Prince Pines, OL
24	Jalen Pitre, LB
14	Chris Platt, WR
43	Issac Power, P
55	Garmon Randolph, DE
99	Noah Rauschenberg, K
67	Thor Rodoni, LS
34	Owen Rogers, LB
99	Bravvion Roy, DT
91	Rob Saulin, DT
89	Jay Sedwick, K
51	Jackson Shupp, DE
86	Ben Sims, TE
35	Trystan Slinker, LB
28	Abram Smith, RB
35	Shevin Smith, CB
58	Ty Smith, OL
13	R.J. Sneed, WR
85	Sam Snyder, TE
31	Griffin Speaks, S
88	Bralen Taylor, DE
52	Sam Tecklenburg, OL
19	Yusuf Terry, WR
13	Raleigh Texada, CB
81	Tyquan Thornton, WR
71	Jim Threet, OL
36	Solo Turner, LB
54	Brayden Utley, DT
57	Johncarlo Valentin, OL
30	Hakeem Vance, S
32	Skyler Wetzel, RB
20	Brandon White, CB
94	Harrison White, DT
33	Jonah White, RB
40	Kolby White, CB
20	Craig Williams, RB
38	Jordan Williams, LB
33	Will Williams, S
22	JT Woods, S
14	Jacob Zeno, QB
97	Niadré Zouzoua, DE

COACHING STAFF

Head Coach: Matt Rhule (Penn State, 1997)
Associate Head Coach/Defensive Ends: Joey McGuire (UT Arlington, 1995)
Defensive Coordinator: Phil Snow (Cal State Hayward, 1978)
Co-Offensive Coordinator/Running Backs: Jeff Nixon (Penn State, 1998)
Co-Offensive Coordinator/Quarterbacks: Glenn Thomas (Texas Tech, 1998)
Asst. Coach/Offensive Line: Shawn Bell (Baylor, 2006)
Asst. Coach/Cornerbacks/Recruiting Coordinator: Evan Cooper (Temple, 2009)
Asst. Coach/Wide Receivers/Passing Game Coordinator: Frisman Jackson (Northern Illinois, 2009)
Asst. Coach/Defensive Line: Frank Okam (Texas, 2007)
Asst. Coach/Tight Ends: Marcus Satterfield (ETSU, 1999)
Asst. Coach/Special Teams Coordinator/Linebackers: Mike Siravo (Boston College, 1998)

2019 GAME RECAPS

OVERALL: 9-0 (HOME 5-0, ROAD 4-0, NEUTRAL 0-0) | BIG 12 CONFERENCE: 6-0 (HOME 3-0, ROAD 3-0, NEUTRAL 0-0)

BAYLOR 21, RICE 13

RICE STADIUM • HOUSTON, TEXAS
SEPT. 21, 2019 • ATTENDANCE: 20,198

Baylor was happy to escape with a win against Rice on Saturday night. The Bears might have been even happier with the wakeup call they received. Charlie Brewer threw for 303 yards and a touchdown, Denzel Mims caught six passes for 102 yards and Baylor held on to beat Rice 21-13.

Brewer threw a 50-yard touchdown pass to Chris Platt with five minutes left in the second quarter, and ran for a 25-yard touchdown with 15 seconds left in the first half as the Bears (3-0) built a 21-3 halftime lead. Brewer finished 20 of 27 and rushed 12 times for 58 yards.

Platt finished with 85 yards with the touchdown on five catches. Josh Fleeks put Baylor on the board with three minutes left in the first quarter. Baylor outgained Rice 427-242.

Wiley Green finished 13-of-23 passing for 128 yards in his return after missing last week with a neck injury. Tom Stewart was 5 of 8 for 50 yards and rushed for a 21-yard touchdown with 8:42 left in the fourth quarter to pull Rice within eight. Brad Rozner caught seven passes for 100 yards for the Owls (0-4).

The Owls had the ball and a chance to tie with three minutes left in the game, but two sacks ended the drive.

The Bears iced the game with a 13-yard pass from Brewer to Mims with a minute left for a first down.

POSTGAME NOTES

- The Bears have won five straight games for the first time since opening the 2016 season 6-0.
- With Fleeks' TD run, 13 different Bears have accounted for a touchdown this season.
- The Bears' 86-yard TD drive to open up scoring in the game is Baylor's longest since a 10-play, 88-yd TD drive in last year's Texas Bowl.
- WR Denzel Mims finished with 102 receiving yards on six catches, giving the Bears a 100-yard performer in 18-of-28 games under head coach Matt Rhule, including five consecutive games through the victory over Rice. There have been 26 total 100-yard performances under Rhule.
- Josh Fleeks rushed for his second-career rushing TD (3rd career TD), his first of the 2019 campaign, a 6-yd run to open up scoring in the first quarter.
- WR Chris Platt hauled in a 50-yd TD reception in the second quarter, his longest pass reception since a 79-yarder (TD) at Duke in 2017. The TD is the 6th career reception of 50+ yards for Platt.
- The 50-yd TD pass from QB Charlie Brewer to WR Chris Platt is the 9th completion of 50 or more yards of Brewer's career.
- QB Charlie Brewer finished with 303 yards passing, his 8th game in 19 starts with 300+ yards passing. He remains in fourth on the all-time Baylor list and is one away from tying Nick Florence for third with 9 games.
- DT James Lynch finished with a career-high 2 sacks, giving him 11.5 career sacks.
- DE James Lockhart collected his first career fumble recovery to end a sequence of three plays where he recorded a pass break up, a tackle for loss and a fumble recovery.
- DE James Lockhart collected his first sack of the season, second of his career. He finished with 4 tackles (tied career high), 1.0 sack, 2.0 TFL, 2 QB hurry, 1 pass break up and 1 fumble recovery.

SCORING SUMMARY

BAYLOR	7	14	0	0	--	21
RICE	0	3	3	7	--	13

1st 03:12	BU	Fleeks, Josh 6 yd run (Mayers,John kick)
2nd 08:09	RICE	Harrison, Will 28 yd field goal
05:02	BU	Platt, Chris 50 yd pass from Brewer, Charlie (Mayers, John kick)
00:15	BU	Brewer, Charlie 25 yd run (Mayers, John kick)
3rd 03:50	RICE	Harrison, Will 24 yd field goal
4th 08:42	BU	STEWART, Tom 21 yd run (Harrison, Will kick)

STATISTICS

TEAM STATS	BU	RICE
FIRST DOWNS	20	17
RUSHES-YARDS (NET)	35-124	35-64
PASSING YDS (NET)	303	178
Passes Att-Comp-Int	28-20-0	31-18-0
TOTAL OFFENSE PLAYS-YARDS	63-427	66-242
Fumble Returns-Yards	0-0	0-0
Punt Returns-Yards	0-0	0-0
Kickoff Returns-Yards	3-45	2-41
Interception Returns-Yards	0-0	0-0
Punts (Number-Avg)	3-107	4-183
Fumbles-Lost	3-2	2-1
Penalties-Yards	6-60	1-5
Possession Time	27:45	32:15
Third-Down Conversions	7 of 12	8 of 18
Fourth-Down Conversions	0 of 1	1 of 2
Red-Zone Scores-Chances	1-2	2-3
Sacks By: Number-Yards	3-16	2-8

INDIVIDUAL STATISTICS

RUSHING: Baylor - Brewer, Charlie 12-58; Hasty, JaMycal 7-39; Ebner, Trestan 7-10; Lovett, John 5-9; Fleeks, Josh 2-5; Platt, Chris 1-5; Team 1-2. Rice - Booker, Charlie 12-29; Green, Wiley 4-18; Walter, Aston 14-11; Stewart, Tom 4-5; Montgomery, C. 1-1.

PASSING: Baylor - Brewer, Charlie 20-27-0-303; Atkinson, Jared 0-1-0-0. Rice - Green, Wiley 13-23-0-128; Stewart, Tom 5-8-0-50.

RECEIVING: Baylor - Mims, Denzel 6-102-0; Platt, Chris 5-85-1; Thornton, Tyquan 3-70-0; Sneed, R.J. 3-24-0; Henle, Christoph 1-11-0; Hasty, JaMycal 1-6-0; Ebner, Trestan 1-5-0. Rice - Rozner, Brad 7-100-0; Myers, Jordan 3-13-0; Trammell, A. 2-27-0; Pitre III, A. 2-16-0; Walter, Aston 2-14-0; Bradley, Jack 1-8-0; Montgomery, C. 1-0-0.

INTERCEPTIONS: Baylor - none. Rice - none.

FUMBLES: Baylor - Lovett, John 1-1; Brewer, Charlie 1-1. Rice - Montgomery, C. 1-1; Rozner, Brad 1-0.

SACKS: Baylor - Lockhart, James 1.0-1; Lynch, James 2.0-15. Rice - Chamberlain, T. 0.5-1; Ekpe, Anthony 0.5-1.

TACKLES (UA-A): Baylor - Johnston, Clay 7-6; Roy, Bravion 4-1; Miller, Chris 3-2; Bernard, Terrel 3-2; Texada, Raleigh 4-0; Lockhart, James 3-1; Lynch, Blake 2-2; Houston, Jameson 2-2; Arnold, Grayland 2-2; Williams, Jordan 2-1; Morgan, C. 1-2; Lynch, James 2-0; McVea, Jairon 1-1; Black, Henry 0-2; Barnes, Kalon 1-0; Ogbonnaya, Chidi 1-0; Woods, J.T. 0-1; Smith, Abram 0-1. Rice - Alldredge, B. 6-2; Smith, Naeem 4-3; Montero, A. 3-4; Chamberlain, T. 2-4; Bird, Andrew 3-1; Enechukwu, I. 1-2; Garcia, Elijah 1-2; Hubbard, J. 2-0; Ekpe, Anthony 1-1; Adams, Myles 1-1; Ellerbe, N. 1-1; Richardson, I. 1-1; Nyakwol, George 0-2; Myers, Jordan 1-0; Calderon, Prudy 1-0; White, Jason 1-0; Thornton, Tyrae 1-0; Carroll, D. 1-0; Doddridge, J. 0-1; Newsome, D. 0-1; Page, Kebreyun 0-1; Floyd, Izeya 0-1; Orji, Kenneth 0-0.

BAYLOR 23, IOWA STATE 21

MCLANE STADIUM • WACO, TEXAS
SEPT. 28, 2019 • ATTENDANCE: 42,359

Baylor coach Matt Rhule passed on a field goal try early in Iowa State's huge fourth-quarter comeback because redshirt freshman John Mayers badly missed a kick in the first half.

After the Bears had blown the rest of their 20-point lead, Rhule faced another decision from the same distance as the early miss -- 38 yards -- only this time it was into the wind, with less than half a minute remaining, and his team down one.

The kid got another chance.

Mayers slipped the 38-yarder just inside the right upright with 21 seconds left for the first field goal of his career, lifting Baylor to a 23-21 victory over Iowa State on a steamy Saturday after the Bears blew their big lead and were behind for the first time this season.

Charlie Brewer answered the last of three fourth-quarter TD drives engineered by Brock Purdy, taking the Bears 54 yards in 14 plays. Among the three third-down conversions was a 10-yard run by Brewer on third-and-9 and completions of 15 and 13 yards to Tyquan Thornton.

After an Iowa State timeout, Mayers touched off a wild celebration as the Bears (4-0, 1-0 Big 12) extended their best start in three years under Rhule and won their sixth straight game going back to last season. It's the longest active winning streak in the Big 12.

POSTGAME NOTES

- The last time Iowa State was held scoreless through three-straight quarters was on Sept. 8, 2018 at Iowa, when they were shutout through the final three quarters.
- WR Denzel Mims finished with 106 receiving yards on 6 catches and WR Tyquan Thornton finished with 141 receiving yards on 11 catches, giving the Bears at least one 100-yard performer in 19-of-29 games under head coach Matt Rhule, including six consecutive games through the victory over Iowa State. There have been 28 total 100-yard performances under Rhule.
- The Bears have had two 100-yard performers in nine games under Rhule.
- The Bears are 10-1 when an individual records a 100-yard performance.
- QB Charlie Brewer ties his career high with three TD passes, the sixth time in his career he has done so.
- WR Tyquan Thornton has a career-best 141 receiving yards, the first 100+ receiving yard performances of his career. His 11 receptions were also a career high and rank tied for 15th-most in a single game in school history.
- WR Denzel Mims finished with 106 yards, his 3rd 100+ receiving yard performance this year (last three-straight games), 10th of his career.
- LB Clay Johnston finished with 13 tackles, his 9th career double-digit tackle game and second straight. He had 11 tackles in the first half alone.
- QB Charlie Brewer finished with 307 yards passing, his 9th game in 20 starts with 300+ yards passing. He is now tied for third with Nick Florence on the all-time Baylor list with 9 games of 300+ yards passing.

SCORING SUMMARY

IOWA STATE	0	0	0	21	--	21
BAYLOR	0	7	13	3	--	23

2nd 00:58	BU	Mims,Denzel 9 yd pass from Brewer,Charlie (Mayers,John kick)
3rd 10:00	BU	Mims,Denzel 24 yd pass from Brewer,Charlie (TEAM rush fumbld)
01:26	BU	Thornton,Tyquan 35 yd pass from Brewer,Charlie (Mayers,John kick)
4th 14:34	ISU	Lang, Johnnie 3 yd run (Assalley, C. kick)
07:24	ISU	Lang, Johnnie 12 yd pass from Purdy, Brock (Assalley, C. kick)
03:45	ISU	Kolar, Charlie 20 yd pass from Purdy, Brock (Assalley, C. kick)
00:21	BU	Mayers,John 38 yd field goal

STATISTICS

TEAM STATS	ISU	BU
FIRST DOWNS	23	24
RUSHES-YARDS (NET)	28-63	34-104
PASSING YDS (NET)	342	307
Passes Att-Comp-Int	45-27-1	45-26-0
TOTAL OFFENSE PLAYS-YARDS	73-405	79-411
Fumble Returns-Yards	0-0	0-0
Punt Returns-Yards	1-9	2-3
Kickoff Returns-Yards	1-23	1-25
Interception Returns-Yards	0-0	1-0
Punts (Number-Avg)	5-39.4	3-43.5
Fumbles-Lost	1-1	1-0
Penalties-Yards	2-25	7-75
Possession Time	29:43	30:17
Third-Down Conversions	7 of 15	6 of 17
Fourth-Down Conversions	0 of 1	2 of 3
Red-Zone Scores-Chances	3-3	2-4
Sacks By: Number-Yards	3-16	3-25

INDIVIDUAL STATISTICS

RUSHING: ISU - Lang, Johnnie 6-35; Nwangwu, Kene 3-13; Croney, Sheldon 6-12; Purdy, Brock 13-3. BU - Lovett, John 12-52; Brewer, Charlie 13-29; Ebner, Trestan 4-16; Hasty, JaMycal 3-10; Bohannon, Gerry 1-1.

PASSING: ISU - Purdy, Brock 27-45-2-342; BU - Brewer, Charlie 26-45-3-307

RECEIVING: ISU - Jones, D. - 7-7-0; Kolar, Charlie 5-727-1; Milton, Tarique 3-40-0; Allen, Chase 2-37-0; Wilson, Darren 2-36-0; Shaw, Sean 1-33-0; Croney, Sheldon 5-21-0; Pettway, J. 1-14-0; Lang, Johnnie 1-12-1. BU - Tyquan, Thornton 11-141-1; Mims, Denzel 6-106-2; Sneed, R.J. 4-30-0; Hasty, JaMycal 3-14-0; Atkinson, Jared 1-9-0; Platt, Chris 1-7-0.

INTERCEPTIONS: ISU - None. BU - Williams, Jordan 1-0.

FUMBLES: ISU - Purdy, Brock 1-1. BU - Brewer, Charlie 1-0.

SACKS: ISU - Vance, O'Rien 2.0-10; Spears, Marcel 1.0-6. BU - Johnston, Clay 1.0-5; Williams, Jordan 0.5-5; Roy, Bravion 0.5-5; Lockhart, James 1.0-10.

TACKLES (UA-A): ISU - Vance, O'Rien 6-3; White, Lawrence 4-2; Spears, Marcel 2-4; Johnson, An. 4-1; Hummel, Jake 4-1; Eisworth, Greg 3-1; Lewis, Braxton 3-1; Rose, Mike 2-2; Azunna, Arnold 2-0; Lima, Ray 1-1; Young, Datrone 1-1; Bickham, Justin 1-1; Kolar, Charlie 1-0; Akers, Landon 1-0; Uwazurike, E. 1-0; Grant, Jatairis 1-0; Petersen, Zach 1-0; Wirtel, Steve 1-0; Miller, D.J. 0-1; Johnson, Jamahl 0-1. BU - Johnston, Clay 7-6; Bernard, Terrel 3-2; Williams, Jordan 2-4; Miller, Chris 5-0; Texada, Raleigh 4-1; Black, Henry 3-0; Arnold, Grayland 2-1; Lynch, Blake 2-1; Roy, Bravion 1-2; Lockhart, James 2-0; Lynch, James 2-0; Woods, J.T. 2-0; Houston, Jameson 1-1; Pitre, Jalen 1-1; Hasty, JaMycal 1-0; Barnes, Kalon 0-1; Maticsic, Ross 0-1; Milton, Mark 0-1.

2019 GAME RECAPS

OVERALL: 9-0 (HOME 5-0, ROAD 4-0, NEUTRAL 0-0) | BIG 12 CONFERENCE: 6-0 (HOME 3-0, ROAD 3-0, NEUTRAL 0-0)

BAYLOR 31, K-STATE 12

BILL SNYDER FAMILY STADIUM • MANHATTAN, KANSAS

OCT. 5, 2019 • ATTENDANCE: 50,448

Baylor didn't win a conference road game last season, but had success in its first attempt this season on Saturday, beating Kansas State 31-12 to remain undefeated.

Charlie Brewer led the Bears with 230 yards passing and a touchdown as Baylor got their first conference road win since beating Kansas in 2017.

Baylor (5-0, 2-0 Big 12) had 426 yards of offense with only 23 minutes of possession against the Wildcats (3-2, 0-2), who have scored only two touchdowns in their last two games.

It was only the third conference road win for Baylor since 2016, and just the second for Rhule with the Bears.

John Lovett had a pair of touchdown runs and Gerry Bohanon added another scoring run for Baylor. Tyquan Thornton had 92 yards receiving with a touchdown. Denzel Mims hauled in 83 yards on five catches and JaMycal Hasty had 87 yards rushing.

Skyler Thompson was 22-of-34 passing for 218 yards for Kansas State. James Gilbert led the Wildcats in rushing with 94 yards.

The Bears had 15 tackles for loss, which is the most for the Bears since the season opener in 2016. Baylor had six sacks and made it tough for Thompson to feel comfortable in the pocket.

POSTGAME NOTES

- The Bears' first touchdown drive of 98 yards is the longest touchdown drive since a 99-yard TD drive in the 2016 Cactus Bowl.
On the 98-yard drive, WR Tyquan Thornton hauled in 67 of those 98 yards on three receptions (11 yds, 27 yds, 29 yds).
With two takeaways in the game, the Bears have now had 10 in seven games and only six in the previous 14 games.
Through five games the Bears have held opponents to just 13 total first half points.
Through five games the Bears have held opponents to just 26 points through the first three quarters.
DL James Lynch forces a fumble, the first of his career. The fumble was recovered by S JT Woods, his second fumble recovery of the season.
S Grayland Arnold hauled in his first interception of the year, second of his career. He also collected his first career sack.
DL James Lynch finished with a career-high 3 sacks, now has 14.5 career sacks, good for 5th- most in BU history.
DL James Lynch also finished with a career-best 4 TFLs.
OL Casey Phillips made his first career start.
S JT Woods made his first career start.

SCORING SUMMARY

Table with 7 columns: Team, Points, Yards, etc. for Baylor and K-State.

Play-by-play table with columns: Time, Quarter, Team, Play, Yards.

STATISTICS

Team statistics table for Baylor and K-State (BU, KS).

INDIVIDUAL STATISTICS

RUSHING: Baylor - Hasty, JaMycal 8-87; Lovett, John 7-74; Ebner, Trestan 9-16; Platt, Chris 1-2; Bohanon, Gerry 3-1; Brewer, Charlie 3--22. K-State - Gilbert, James 18-94; Ervin, Joe 5-21; Thompson, S. 11-6; Trotter, Harry 5-5; Youngblood, J. 1--3.
PASSING: Baylor - Brewer, Charlie 14-23-0-230; Bohanon, Gerry 1-1-0-38. K-State - Thompson, S. 22-34-1-218.
RECEIVING: Baylor - Mims, Denzel 5-83-0; Thornton, Tyquan 4-92-1; Sneed, R.J. 2-52-0; Ebner, Trestan 2-24-0; Platt, Chris 1-12-0; Hasty, JaMycal 1-5-0. K-State - Brooks, Phillip 7-69-0; Schoen, Dalton 6-69-1; Gilbert, James 2-21-0; Lenners, Nick 2-20-0; Youngblood, J. 2-15-0; Wheeler, Samuel 1-13-0; Weber, Landry 1-6-0; Knowles, Malik 1-5-0.
INTERCEPTIONS: Baylor - Arnold, Grayland 1-17. K-State - none.
FUMBLES: Baylor - Bohanon, Gerry 1-0. K-State - Gilbert, James 2-0; Thompson, S. 1-1.
SACKS: Baylor - Roy, Bravivon 1-0-5; Woods, J.T. 0-5-3; Lynch, James 3-0-11; Arnold, Grayland 1-0-3; Lockhart, James 0-5-2. K-State - Massie, Bronson 1-0-17.
TACKLES (UA-A): Baylor - Johnston, Clay 8-3; Lynch, Blake 5-2; Texada, Raleigh 5-1; Pitre, Jalen 4-1; Roy, Bravivon 4-1; Woods, J.T. 4-1; Lynch, James 3-2; Bernard, Terrel 2-3; McVea, Jairo 2-2; Miller, Chris 3-0; Williams, Jordan 2-0; Hall, Gabe 1-1; Zouzoua, Niadre 1-0; Houston, Jameson 1-0; Barnes, Kalon 1-0; Smith, Abram 1-0; Sedwick, Jay 1-0; Arnold, Grayland 1-0; Black, Henry 1-0; Lockhart, James 0-1. K-State - Parker, A.J. 6-2; Jones, Wayne 3-2; Neil Jr., W.V. 4-0; McPherson, J. 3-0; Mittie, Jordan 2-1; Patton, DaQuan 2-1; Dishon, Trey 1-2; Sullivan, E. 1-2; Green, Daniel 2-0; Massie, Bronson 2-0; Alexander, J. 1-1; Monty, Brock 1-0; Davies, Joe 1-0; Goolsby, Denzel 1-0; Hubert, Wyatt 1-0; Wiley, Drew 0-1.

BAYLOR 33, TEXAS TECH 30 (2OT)

MCLANE STADIUM • WACO, TEXAS

OCT. 12, 2019 • ATTENDANCE: 47,264

Backed up to his 1 after a sack and needing a field goal in the final two minutes to keep the Big 12's longest current winning streak alive, Charlie Brewer found a way to get Baylor another victory in its first game as a ranked team under coach Matt Rhule.

Brewer drove the Bears 97 yards to the tying kick on the final play of regulation, JaMycal Hasty ran for the winning score in the second overtime and No. 22 Baylor joined Oklahoma atop the Big 12 with a 33-30 victory over Texas Tech on Saturday.

Brewer was 24-of-37 passing for 352 yards, but threw his first three interceptions of the season. He ran for three touchdowns, including a 1-yarder in the first overtime. The Bears have won eight straight games going back to last season.

Hasty's run came after Trey Wolff's 35-yard field goal for Texas Tech opened the second extra period, leaving the Bears (6-0, 3-0 Big 12) tied with the sixth-ranked Sooners. They are the only two teams to win each of their first three Big 12 games.

Texas Tech (3-3, 1-2), playing its third consecutive Top 25 opponent, got to the second overtime when TJ Vasher made a diving 2-yard catch on a nice lob throw by Jett Duffey for his only TD pass.

Duffey finished 31 of 42 for 362 yards and two interceptions. R.J. Turner had seven catches for 138 yards.

POSTGAME NOTES

- The sellout crowd of 47,264 is the 6th biggest crowd in McLane history, 19th biggest crowd in Baylor history, regardless of stadium.
The Bears have won eight straight games (dating back to 2018 season), tying for the fifth-longest winning streak in program history (longest since 9/4-11/5 2015)
With the victory, the Bears are now bowl eligible for the ninth time in 10 seasons.
Bears have forced a punt on all 6 opponent first possessions this year.
The Bears are averaging 217.3 rushing yards per game in 10 games since the start of 2018 at home. The Bears are 8-2 in those games.
The Bears are 11-3 when creating three or more turnovers in a game.
QB Charlie Brewer had a career-best three rushing TD performance, giving him 5 on the season and 12 for his career. His 12 rushing TDs are good for seventh-most in program history.
QB Charlie Brewer is the first Baylor QB to rush for 3 TDs in a game since Bryce Petty in the Jan. 1, 2014 Fiesta Bowl vs. UCF.
DL James Lynch with a huge pass breakup on fourth down to give the ball back to the Bears, his second of the season.
DL James Lynch has 8.5 sacks on the season, putting him tied for 4th on the single-season list with Charles Benson (1982).
DL James Lynch has 17 career sacks, good for second place on the Baylor career list and half a sack away from tying the program record.

SCORING SUMMARY

Table with 7 columns: Team, Points, Yards, etc. for Baylor and K-State.

Play-by-play table with columns: Time, Quarter, Team, Play, Yards.

STATISTICS

Team statistics table for Baylor and K-State (TTU, BU).

INDIVIDUAL STATISTICS

RUSHING: TTU - Thompson, SaRodrick 28-153; Shyne, Armand 1--1; Rigdon, Dalton 2--1; Duffey, Jett 12--3. Baylor - Lovett, John 17-77; Brewer, Charlie 15-55; Hasty, JaMycal 5-37; Bohanon, Gerry 1-4.
PASSING: TTU - Duffey, Jett 31-42-2-362. Baylor - Brewer, Charlie 24-37-3-352; Bohanon, Gerry 0-1-0-0.
RECEIVING: TTU - Turner, R.J. 7-138-0; Vasher, T.J. 6-46-1; Thompson, SaRodrick 5-24-0; Ezukanma, Erik 4-63-0; Thompson, Donta 2-24-0; Carter, KaSean 2-19-0; Mannix, McLane 2-19-0; Koontz, Travis 1-13-0; Shyne, Armand 1-9-0; Royals, Myller 1-7-0. Baylor - Sneed, R.J. 6-84-0; Thornton, Tyquan 4-83-0; Hasty, JaMycal 4-38-0; Platt, Chris 4-29-0; Mims, Denzel 3-65-0; Ebner, Trestan 2-47-0; Fleeke, Josh 1-6-0.
INTERCEPTIONS: TTU - Coleman, Douglas 1-0; Ingram, JaMarcus 1-0; Rambo, Evan 1-23. Baylor - Johnston, Clay 1-8; Williams, Jordan 1-16.
FUMBLES: TTU - Taylor, Dadrion 1-0; Thompson, SaRodrick 1-1. Baylor - Platt, Chris 1-0.
SACKS: TTU - Washington, B. 1-0-2; Howard, Eli 1-0-8. Baylor - Lynch, Blake 0-5-1; Bernard, Terrel 0-5-3; Lynch, James 2-5-17; Lockhart, James 1-0-4; Zouzoua, Niadre 0-5-1.
TACKLES (UA-A): TTU - Coleman, Douglas 6-2; Brooks, Jordyn 4-4; Fields, DaMarcus 5-2; Jeffers, Riko 4-2; Frye, Adri- an 5-0; Washington, B. 3-2; McPhearson, Zeke 3-2; Benson, Xavier 2-3; Bradford, Tony 2-0; Howard, Eli 2-0; Vasher, T.J. 2-0; Hutchings, Jaylon 1-1; Taylor, Dadrion 1-0; Thompson, Donta 1-0; McCann, Nick 1-0; Stringer, Brayden 1-0; Gonzalez, Simon 1-0; Gilmore, Lonzell 1-0-; Ingram, JaMarcus 1-0; Hogan, Alex 1-0; Royals, Myller 0-1; Rambo, Evan 0-1; Mbanason, Nelson 0-0. Baylor - Johnston, Clay 8-2; Williams, Jordan 5-4; Texada, Raleigh 7-0; Lynch, Blake 4-3; Houston, Jameson 3-4; Black Henry 5-4; Bernard, Terrel 4-2; Woods, J.T. 3-1; Lynch, James 2-2; Miller, Chris 1-3; Pitre, Jalen 2-1; Roy, Bravivon 1-2; McVea, Jairo 2-0; Lockhart, James 2-0; Barnes, Kalon 2-0; Arnold, Grayland 1-1; Slinker, Trystan 1-0; Smith, Abram 1-0; Platt, Chris 1-0; Zouzoua, Niadre 0-1. Hall, Gabe 0-1.

2019 GAME RECAPS

OVERALL: 9-0 (HOME 5-0, ROAD 4-0, NEUTRAL 0-0) | BIG 12 CONFERENCE: 6-0 (HOME 3-0, ROAD 3-0, NEUTRAL 0-0)

BAYLOR 45, OKLAHOMA STATE 27

BOONE PICKENS STADIUM • STILLWATER, OKLA.

OCT. 19, 2019 • ATTENDANCE: 55,060

Some questioned whether No. 18 Baylor should have been a four-point underdog at Oklahoma State on Saturday. For three quarters, it looked as if the oddsmakers might be right.

Oklahoma State led at halftime, in the third quarter and again in the fourth, but Baylor responded with 21 straight points in the final 10 minutes to beat the Cowboys 45-27.

Charlie Brewer completed 13 of 17 passes for 312 yards and a touchdown and ran for another score as Baylor (7-0, 4-0 Big 12) extended its winning streak to nine games, the third-longest in program history.

Ja'MycaI Hasty rushed for 139 yards and two touchdowns on 15 carries and had 66 yards on three receptions for Baylor. Josh Fleecks added three receptions for 126 yards and a touchdown, and the Bears had 536 yards of total offense.

Chuba Hubbard, the nation's leading rusher, ran for 171 yards and two touchdowns on 32 carries for Oklahoma State (4-3, 1-3 Big 12). Spencer Sanders threw for 157 yards and a touchdown on 18-of-32 passing, along with one interception and two costly fumbles in the fourth quarter.

After Hubbard's backup, L.D. Brown, scored on a 68-yard touchdown run 2:05 into the fourth quarter, Oklahoma State led 27-24. Baylor answered, starting with Brewer's 2-yard run that made it 31-27 with 9:04 remaining.

POSTGAME NOTES

- Bears have forced a punt on all 7 opponent first possessions this year.
The Bears now have 6 wins when trailing at any point in the 4th quarter, the most wins in FBS since 2018.
The Bears finished with 536 total yards, the most in a Big 12 game this season and second most on the year behind 546 yards vs. UTSA.
The Baylor defense allowed a TD to the Cowboys in the first quarter, the first time they have allowed a TD in the first quarter since the SFA game.
With Fleecks' 100+ yard performance and Hasty's 100 yard rushing performance, the Bears have had at least one 100-yd performer in 20-of-32 games under Rhule, including seven of the last nine. Overall, there have been 30 total 100-yd performances under Rhule. Since the start of 2018, the Bears are 11-1 when an individual records a 100-yard performance. The Bears have had two 100-yard performers in 10 games under Rhule.
The Bears had their first fumble return TD since Xavier Howard went 30 yards at Kansas in 2015.
The Bears overcame their biggest deficit of the season, 10 points in the victory.

SCORING SUMMARY

Table with columns for BAYLOR and OKLAHOMA STATE, and rows for 1st, 2nd, 3rd, 4th quarters and final scores.

Game log table showing time, score, team, and play description for each quarter.

STATISTICS

Table of statistics for TEAM STATS, FIRST DOWNS, RUSHES-YARDS (NET), PASSING YDS (NET), Passes Att-Comp-Int, TOTAL OFFENSE PLAYS-YARDS, Fumble Returns-Yards, Punt Returns-Yards, Kickoff Returns-Yards, Interception Returns-Yards, Punts (Number-Avg), Fumbles-Lost, Penalties-Yards, Possession Time, Third-Down Conversions, Fourth-Down Conversions, Red-Zone Scores-Chances, Sacks By: Number-Yards.

INDIVIDUAL STATISTICS

RUSHING: Baylor - Hasty, Ja'MycaI 16-146; John Lovett 7-57; Brewer, Charlie 12-16; Fleecks, Josh 1-8; Platt, Chris 1-3...
PASSING: Baylor - Brewer, Charlie 13-17-0-312; OSU - Sanders, Spencer 18-32-1-157; Brown, Dru 3-3-0-11; Hutton, Tom 1-1-0-20...
RECEIVING: Baylor - Fleecks, Josh 3-126-1; Hasty, Ja'MycaI 3-66-0; Thornton, Tyquan 2-96-0; Sneed, RJ 2-9-0; Mims, Denzel 1-16-0; Lovett, John 1-3-0; Platt, Chris 1-4-0...
INTERCEPTIONS: Baylor - Barnes, Kalon 1-18; OSU - None.
FUMBLES: Baylor - Brewer, Charlie 1-0; Hasty, Ja'MycaI 1-1; OSU - Sanders, Spencer 2-2.
SACKS: Baylor - Roy, Bravvion 1-0-7; Ogbonnaya, Chidi 1-0-6. OSU - Murray, Cameron 1-0-1; Jernigan, Jayden 1-0-2; Harper, Devin 1-0-4; Scott, Mike 1-0-11.
TACKLES (UA-A): Baylor - Bernard, Terrel 5-4; Roy, Bravvion 4-3; Woods, J.T. 6-0; Black, Henry 5-1; Houston, Jameson 5-0; Williams, Jordan 4-1; Miller, Chris 4-0; Lynch, Blake 2-2; Texada, Raleigh 3-0; Slinker, Trystan 2-0; Pitre, Jalen 2-0...

BAYLOR 17, WEST VIRGINIA 14

MCLANE STADIUM • WACO, TEXAS

OCT. 31, 2019 • ATTENDANCE: 46,379

No. 12 Baylor got quite defensive to remain undefeated.

While Charlie Brewer threw for 277 yards with two touchdowns, the defense blocked a late field goal try while allowing only one big play, and the Bears won a game when scoring less than 20 points for the first time since 2006.

John Mayers kicked a go-ahead 36-yard field goal with 10:19 left to break a 14-all tie, and Baylor won its 10th game in a row despite an often frustrating night on offense and special teams.

Two seasons after winning only one game, the Bears (8-0, 5-0 Big 12) are the league's only undefeated team -- and one of eight remaining among FBS teams.

West Virginia (3-5, 1-4) had eight quarterback sacks. With second-and-goal from the 1 late in the second quarter, Baylor was stuffed for no gain on three consecutive plays and had to settle for a 7-0 halftime lead.

Still, the Bears avoided what happened last Saturday, when while they had an open date the Big 12's other three ranked teams that did play lost. That included Oklahoma's loss at Kansas State that left Baylor alone atop the conference standings.

Casey Legg kicked the ball through the uprights on a 43-yard field goal attempt, but the Mountaineers were penalized for delay of game and had to try again. Nose tackle Bravvion Roy then blocked Legg's 48-yard attempt with 3 1/2 minutes left.

The Mountaineers had two big plays for their touchdowns. George Campbell had an 83-yard catch-and-run from Austin Kendall on the first play after a punt, and Winston Wright went 95 yards for the Mountaineers' first kickoff return for a touchdown in five years.

West Virginia finished with 219 total yards, 136 outside of that one big play.

POSTGAME NOTES

- Baylor is now 3-5 all-time against West Virginia and 3-3 against the Mountaineers in Waco. The Bears snapped a three-game losing streak against WVU with the victory.
The win is the first for BU over West Virginia since 2015.
The Bears have won 10 straight games (dating back to 2018 season), tying for the second-longest winning streak in program history (longest since 11/7/1936-10/30/1937)
The Bears have started the season 8-0 for the first time since doing so in 2015.
First Baylor win scoring fewer than 20 points since Sept. 30, 2006 - a 17-3 win over Kansas State.
Bears snapped a 30-game losing streak when being held below 20 points.
Bears have forced a punt on all 8 opponent first possessions this year.
The Bears held West Virginia to 219 total yards, the fewest the Bears allowed to any opponent all season. Fewest yards of total offense allowed since allowing 217 vs. Kansas on Oct. 15, 2016.
Baylor held WVU to 14 total yards rushing (11 coming in the 4th quarter), the most since holding Oklahoma State to 8 in Stillwater in 2015.
Bravvion Roy's blocked field goal is the 5th blocked kick of the season, 9th block in the last 13 games and 14th in 33 games under Rhule.
S Jameson Houston hauled in his first career interception.

SCORING SUMMARY

Table with columns for WEST VIRGINIA and BAYLOR, and rows for final scores.

Game log table showing time, score, team, and play description for each quarter.

STATISTICS

Table of statistics for TEAM STATS, FIRST DOWNS, RUSHES-YARDS (NET), PASSING YDS (NET), Passes Att-Comp-Int, TOTAL OFFENSE PLAYS-YARDS, Fumble Returns-Yards, Punt Returns-Yards, Kickoff Returns-Yards, Interception Returns-Yards, Punts (Number-Avg), Fumbles-Lost, Penalties-Yards, Possession Time, Third-Down Conversions, Fourth-Down Conversions, Red-Zone Scores-Chances, Sacks By: Number-Yards.

INDIVIDUAL STATISTICS

RUSHING: WVU - Brown, Leddie 9-27; Kendall, Austin 9-20; McKoy, Kennedy 5-19; Simmons, T.J. 1-4. Baylor - Hasty, Ja'MycaI 14-77; Lovett, John 12-49; Brewer, Charlie 19-25; Ebner, Trestan 7-14; Bohanon, Gerry 2-13; Fleecks, Josh 1-3; Sneed, R.J. 1-5.
PASSING: WVU - Kendall, Austin 20-39-1-205. Baylor - Brewer, Charlie 20-26-0-277; Sneed, R.J. 0-0-0-0.
RECEIVING: WVU - Wright, Winston 4-31-0; Esdale, Isaiah 3-26-0; Brown, Leddie 3-24-0; Wheaton, Bryce 3-23-0; James, Sam 3-12-0; Jennings, Ali 3-6-0; Campbell, George 1-83-1. Baylor - Mims, Denzel 5-99-1; Thornton, Tyquan 5-86-0; Sneed, RJ 4-41-1; Atkinson, Jared 2-21-0; Fleecks, Josh 2-10-0; Ebner, Trestan 1-12-0; Lovett, John 1-8-0.
INTERCEPTIONS: WVU - 0-0. Baylor - Houston, Jameson 1-0.
FUMBLES: WVU - TEAM 2-1. Baylor - Sneed, RJ 2-2; Bohanon, Gerry 1-0.
SACKS: WVU - Stills, Darius 3-0-11; Mahone, Sean 1-0-8; Smith, Tykee 1-0-7; Tonkery, Dylan 1-0-9; Stills, Dante 2-0-15. Baylor - Bernard, Terrel 1-0-8.
TACKLES (UA-A): WVU - Guzman, Noah 7-4; Stills, Darius 8-2; Mahone, Sean 6-2; Martin, Kerry 5-3; Loe, Exree 4-3; Smith, Tykee 4-1; Campbell, Shea 2-3; Bailey, Hakeem 2-3; Tonkery, Dylan 3-1; Nonwood, Josh 3-0; Donahue, Reese 2-1; Bartlett, Jared 1-2; Stills, Dante 2-0; Bonamico, Dante 2-0; Long, Jake 2-0; Washington, Keith 2-0; Sunahara, Rex 1-0; Thrift, Brenon 0-1; Jones, Reuben 0-1; Pooler, Jeff 0-1. Baylor - Bernard, Terrel 4-6; Miller, Chris 4-2; Blake, Henry 5-0; Lynch, Blake 3-2; Williams, Jordan 2-3; Texada, Raleigh 2-0; McVea, Jairon 2-0; Roy, Bravvion 2-0; Woods, J.T. 2-0; Arnold, Grayland 1-1; Barnes, Kalon 1-1; Lynch, James 0-2; Franklin, TJ 1-0; Houston, Jameson 1-0; Jackson, Bryson 1-0; Ogbonnaya, Chidi 1-0; Morgan, Christian 0-1; Lockhart, James 0-1; Hasty, Ja'MycaI 0-1.

2019 GAME RECAPS

OVERALL: 9-0 (HOME 5-0, ROAD 4-0, NEUTRAL 0-0) | BIG 12 CONFERENCE: 6-0 (HOME 3-0, ROAD 3-0, NEUTRAL 0-0)

BAYLOR 29, TCU 23 (3OT)

AMON G. CARTER STADIUM • FT. WORTH, TEXAS

NOV. 9, 2019 • ATTENDANCE: 45,870

No. 11 Baylor needed a 51-yard field goal in the closing minute of regulation just to keep playing. The Bears were then celebrating after the first overtime, thinking the game was over before a replay review gave TCU a touchdown on an incredible leaping catch.

The Bears finally had their 11th consecutive victory and remained undefeated when Grayland Arnold came down with a fourth-down interception in the end zone in the third overtime for a 29-23 win over TCU on Saturday.

Charlie Brewer ran for a 3-yard touchdown in the first overtime before throwing TD passes in the next two extra periods to Denzel Mims - a lunging and reaching grab for a 20-yard score on fourth down in the second overtime before a leaping 4-yarder that won it for the Bears (9-0, 6-0 Big 12, No. 12 CFP).

Arnold picked off Max Duggan's fourth-down pass in the end zone. That came six plays, and a face-mask penalty that put the ball at the 1, after Duggan's scramble and spinning move along the sideline on what was initially ruled a 20-yard touchdown before replay review showed he stepped out at the 3.

After Brewer's 3-yard TD run to start overtime, the Bears were already celebrating a victory when officials initially ruled that Te'Vailance Hunt came down out of bounds on the fourth-down play. But the replay showed Hunt came down with his hand in bounds before the rest of his body fell outside the end zone, resulting in a 24-yard touchdown for TCU (4-5, 2-4).

Just to get to overtime, Baylor needed John Mayers' 51-yard field goal with 36 seconds left in regulation. The ball just cleared the crossbar to tie the game at 9-9.

POSTGAME NOTES

- S Grayland Arnold's interception is Baylor's first interception against TCU for Baylor since Xavier Howard had an interception in 2015 and the first takeaway against TCU since a Taylor Young fumble recovery in 2015.
- The last time the Bears had three picks in a game vs. TCU was in 2013 at TCU (Bears had 4 takeaways in that game). In the last two Bears' victories in Fort Worth they have had 3 interceptions in each contest.
- The Bears have 29 sacks through nine games in 2019 after totalling just 25 in 2018.
- S Grayland Arnold is the first BU player with multiple interceptions in a game since Ryan Reid had 2 vs. Kansas on Oct. 15, 2016 and the first under Rhule to have a multi-pick performance.
- K John Mayers connected on a 51-yard field goal to tie the game with 36 seconds left in regulation to tie the game at 9-9, a career-long for the redshirt freshman.
- K John Mayers' 51-yard field goal was the longest made FG by a Baylor player since Aaron Jones made a 51-yarder on Oct. 19, 2013 vs. Iowa State.
- LB Terrel Bernard tallied a career-high 13 tackles in the first half alone, finished with a career-high 19 tackles.
- LB Terrel Bernard finished with 19 tackles, the most by a Baylor player since Sam Holl had 21 in 2011 vs. Kansas and the most by any player under head coach Matt Rhule.

SCORING SUMMARY

BAYLOR	0	0	3	6	20	--	29
TCU	3	6	0	0	14	--	23
1st 12:34	TCU	Kell, Griffin	47 yd field goal				
2nd 00:29	TCU	Song, Jonathan	37 yd field goal				
00:00	TCU	Song, Jonathan	31 yd field goal				
3rd 09:58	BU	Mayers, John	36 yd field goal				
4th 14:34	BU	Mayers, John	24 yd field goal				
00:36	BU	Mayers, John	51 yd field goal				
OT1 15:00	BU	Brewer, Charlie	3 yd run (Mayers, John kick)				
OT1 15:00	TCU	Hunt, T.	24 yd pass from Duggan, Max (Song, Jonathan kick)				
OT2 15:00	TCU	Olonilua, Sewo	2 yd run (Song, Jonathan kick)				
OT2 15:00	BU	Mims, Denzel	20 yd pass from Brewer, Charlie (Mayers, John kick)				
OT3 15:00	BU	Mims, Denzel	4 yd pass from Brewer, Charlie (Brewer, Charlie pass failed)				

STATISTICS

TEAM STATS	BU	TCU
FIRST DOWNS	22	18
RUSHES-YARDS (NET)	33-99	49-168
PASSING YDS (NET)	195	140
Passes Att-Comp-Int	41-27-1	32-14-1
TOTAL OFFENSE PLAYS-YARDS	74-294	81-308
Fumble Returns-Yards	0-0	0-0
Punt Returns-Yards	1-4	0-0
Kickoff Returns-Yards	1-4	2-30
Interception Returns-Yards	3-20	1-12
Punts (Number-Avg)	5-36.8	6-41.3
Fumbles-Lost	2-1	0-0
Penalties-Yards	10-67	11-125
Possession Time	29:36	30:24
Third-Down Conversions	6 of 17	10 of 20
Fourth-Down Conversions	2 of 2	1 of 2
Red-Zone Scores-Chances	5-6	4-5
Sacks By: Number-Yards	3-20	3-21

INDIVIDUAL STATISTICS

RUSHING: Baylor - Brewer, Charlie 15-41; Lovett, John 8-37; Hasty, JaMycal 9-22; Ebner, Trestan 1-1. TCU - Olonilua, Sewo 19-79; Duggan, Max 14-46; Anderson, D. 12-31; Barber, Taye 1-5; Reagar, Jalen 2-4; Barlow, Darwin 1-3.

PASSING: Baylor - Brewer, Charlie 27-41-1-195. TCU - Duggan, Max 14-32-3-140

RECEIVING: Baylor - Mims, Denzel 6-57-2; Fleeks, Josh 6-42-0; Thornton, Tyquan 3-19-0; Platt, Chris 2-32-0; Sneed, R.J. 2-15-0; Hasty, JaMycal 2-13-0; Sims, Ben 2-5-0; Ebner, Trestan 2-0-0; Atkinson, Jared 1-9-0; Lovett, John 1-3-0. TCU - Wells, Pro 4-58-0; Olonilua, Sewo 4-30-0; Anderson, D. 2-1-0; Hunt, T. 1-24-1; Barber, Taye 1-14-0; Reagar, Jalen 1-8-0; Ware, Carter 1-7-0.

INTERCEPTIONS: Baylor - Bernard, Terrel 1-0-0; Arnold, Grayland 2-0. TCU - Van Zandt, L. 1-12.

FUMBLES: Baylor - Arnold, Grayland 1-0; Slinker, Tristan 1-1. TCU - none.

SACKS: Baylor - Bernard, Terrel 1-0-8; Lynch, Blake 1-5-8; Roy, Bravvion 0.5-8. TCU - Mathis, Ochaun 1.5-14; Cooper, Terrell 1.0-2; Bethley, Corey 0.5-5.

TACKLES (JA-A): Baylor - Bernard, Terrel 6-13; Lynch, Blake 8-3; Williams, Jordan 2-9; Lynch, James 1-5; Houston, Jameson 5-0; Roy, Bravvion 1-4; Woods, J.T. 1-4; Lockhart, James 1-4; Black, Henry 2-2; Texada, Raleigh 2-0; Zouzoua, Niadre 1-1; Arnold, Grayland 1-1; Barnes, Kalon 1-1; Rogers, Owen 1-0; Matisoik, Ross 1-0; Mims, Denzel 1-0; Ogbonnaya, Chidi 1-0; Franklin, T.J. 0-1. TCU - Wilson, Ben 8-3; Wallow, Garret 7-4; Mathis, Ochaun 4-3; Moehrig, Trevon 3-3; Washington, A. 4-0; Gladney, Jeff 4-0; Blacklock, Ross 3-1; Hod-Tomlinson 2-1; Bradford, Nook 1-2; Cooper, Terrell 1-2; Bethley, Corey 0-3; Stewart, K. 1-0; Workman, Parker 1-0; Van Zandt, L. 1-0; Reed, Keenan 0-1; White, Quazzel 0-1; Iwuagwu, Cordel 0-1; Ellison, Colt 0-1.