

BAYLOR

BASKETBALL GAME NOTES



Follow Baylor Basketball on Twitter, Instagram and Facebook: @BaylorMBB

GAME 1



16/18 **BAYLOR** (20-14, 10-8 Big 12 in 2018-19) vs. NR/NR **CENTRAL ARKANSAS** (14-19, 8-10 Southland in 2018-19)

Nov. 5, 2019 • 11:02 a.m. CT • Watch: Big 12 Now on ESPN+ • Listen: ESPN Central Texas & TuneIn App

Waco, Texas • Ferrell Center (10,284) • Social Media: @BaylorMBB | #SicEm | #1TGF

MEDIA INFORMATION

TV: Big 12 Now on ESPN+

Talent: John Morris (pxp), King McClure (analyst)

BU Radio: Baylor-IMG College / ESPN Central Texas

Talent: Dave Rosselli (pxp), Pat Nunley (analyst)

Satellite Radio: Sirius 138, XM 199, Internet 953

Social Media: @BaylorMBB | #SicEm | #1TGF

All-Time Series Baylor leads 1-0

Waco Baylor leads 1-0

Conway Never met

Neutral Never met

Drew Era Baylor leads 1-0

First Meeting 11/10/17 – BU 107-66 (Waco)

Last Meeting 11/10/17 – BU 107-66 (Waco)

2019-20 SCHEDULE & RESULTS

DATE	BU	OPP	OPPONENT	TV	TIME
N5	16/18	—	CENTRAL ARKANSAS	Big 12 Now/ESPN+	11 a.m.
N8	16/18	rv/rv	vs. Washington ¹	ESPN	8:30 p.m.
N15	—	—	TEXAS STATE	Big 12 Now/ESPN+	8 p.m.
N21	—	—	vs. Ohio ²	ESPN2	3:30 p.m.
N22	—	—	vs. TBD ²	ESPN/NEWS	TBD
N24	—	—	vs. TBD ²	ESPN/2/U	TBD
D3	—	—	MD.-EASTERN SHORE	Big 12 Now/ESPN+	6:30 p.m.
D7	—	—	ARIZONA	ESPN	11 a.m.
D10	—	—	BUTLER ³	ESPN2	8 p.m.
D18	—	—	vs. UT-Martin ⁴	ESPN	9 p.m.
D30	—	—	JACKSON STATE	Big 12 Now/ESPN+	TBD
J4	—	—	• TEXAS	ESPN2	7 p.m.
J7	—	—	• at Texas Tech	ESPN/2/U	8 p.m.
J11	—	—	• at Kansas	CBS	12 p.m.
J15	—	—	• IOWA STATE	Big 12 Now/ESPN+	7 p.m.
J18	—	—	• at Oklahoma State	ESPN/2/U	11 a.m.
J20	—	—	• OKLAHOMA	ESPN	8 p.m.
J25	—	—	• at Florida ⁵	ESPN	7 p.m.
J29	—	—	• at Iowa State	ESPN/2/U	8 p.m.
F1	—	—	• TCU	ESPN2	3 p.m.
F3	—	—	• at Kansas State	ESPN2	8 p.m.
F8	—	—	• OKLAHOMA STATE	ESPN2	5 p.m.
F10	—	—	• at Texas	ESPN/2	8 p.m.
F15	—	—	• WEST VIRGINIA	Big 12 Now/ESPN+	3 p.m.
F18	—	—	• at Oklahoma	ESPN/2/U	8 p.m.
F22	—	—	• KANSAS	ESPN/2	11 a.m.
F25	—	—	• KANSAS STATE	Big 12 Now/ESPN+	7 p.m.
F29	—	—	• at TCU	ESPN/2/U	1 p.m.
M2	—	—	• TEXAS TECH	ESPN	8 p.m.
M7	—	—	• at West Virginia	Big 12 Now/ESPN+	12 p.m.
M11-14	—	—	Big 12 Championship ⁶	ESPN/2/U	TBD

SCHEDULE KEY

1 – Armed Forces Classic (Anchorage); 2 – Myrtle Beach Invitational (Conway, S.C.); 3 – Big East/Big 12 Battle (Waco, Texas);

4 – The Battleground 2k19 (Houston); 5 – Big 12/SEC Challenge (Gainesville, Fla.); 6 – Big 12 Championship (Kansas City)

Rankings: AP/Coaches; All times Central

BAYLOR ATHLETICS COMMUNICATIONS

DAVID KAYE

Assistant AD

254-709-5147 • David_Kaye@baylor.edu

STORY LINES

- Baylor opens the 2019-20 season by hosting Central Arkansas at 11 a.m. CT Tuesday.
- Tuesday is “I’m Going to College Day,” with children from local schools taking a field trip to attend.
- Baylor is coming off its 10th 20-win season in the last 12 years. The Bears were a No. 9 seed in the 2019 NCAA Tournament, where they knocked off Syracuse before falling to No. 1 seed Gonzaga.
- The game will be televised by Big 12 Now on ESPN+, the conference’s new digital platform.
- Tuesday’s telecast will be called by **John Morris** and **King McClure**. Morris is in his 36th year doing Baylor broadcasts, while McClure is making his TV debut after concluding his 4-year BU playing career in March.
- BU is No. 16 in the Preseason AP Top 25, tied for the 2nd-best preseason ranking in program history.
- Baylor has been in the Preseason AP Top 25 in 7 of 10 seasons since its first preseason ranking in 2010-11.
- Head coach **Scott Drew** begins his 17th season in Waco as the BU’s all-time wins leader (316-209).
- Drew is 14-2 in season openers at Baylor, including 12-1 since 2006 (losses in 2005 and 2018).
- Baylor and UCA meet for the 2nd time. BU opened the 2017-18 season with a 107-66 win vs. UCA.
- Baylor returns 9 players with at least 26 games of Division I experience, including a pair of transfers who will make their BU debuts after sitting out last season – **Davion Mitchell** and **MaCio Teague**.
- BU returns 8 letterwinners from last season, including 5 players who made at least 7 starts – **Mark Vital** (34), **Jared Butler** (21), **Tristan Clark** (14), **Freddie Gillespie** (11) and **Devonte Bando** (7).
- BU also returns sophomores **Matthew Mayer** and **Flo Thamba** and senior **Obim Okeke**.
- BU was picked 2nd in the Big 12 Preseason Coaches Poll, tying the highest in program history (2012-13). The Bears were picked 9th in last year’s poll, but overcame a multitude of injuries to finish 4th.
- BU has advanced to the postseason in 8 straight seasons, tied as the nation’s 10th-longest active streak.
- Baylor’s streak of 11 consecutive seasons ranked was snapped last season, but the Bears have now been ranked in 12 of 13 seasons since 2007-08. BU was ranked only twice prior to the Drew era.
- Baylor is 124-16 in non-conference home games in the **Drew era**, including 98-8 since 2007-08.
- Baylor is 36-10 in games against non-Big 12 teams since 2016-17.
- Drew is coaching his 526th game at Baylor (316-209). His .602 winning percentage is best in BU history among coaches with 40+ games, and his teams have a .668 winning percentage since 2007-08 (282-140).
- Baylor is 59-4 in its last 61 non-conference home games dating back to Dec. 12, 2012.
- Baylor has posted a combined 145-33 record in November and December games during the Drew era, including a 63-10 mark in November and December games since 2013.
- BU has ranked top-10 nationally in offensive rebounding pct. in 6 straight seasons (No. 2 last year).
- BU has been top-25 nationally in adj. offensive efficiency in 7 of the last 8 seasons (No. 20 last year).
- Five of Baylor’s 12 active players have used a redshirt year at Baylor, and the Bears have two more players sitting out this season as redshirts – **Adam Flagler** and **Jonathan Tchamwa Tchatchoua**.
- Baylor will have a new point guard in 2019-20 after the departure of Makai Mason. Eight of Baylor’s nine starting point guards during the Drew era have earned All-Big recognition (14 of last 15 seasons).

TEAM INFORMATION

BAYLOR (20-14, 10-8 Big 12 in 2018-19)

Ranking 16th – AP, 18th – Coaches

Head Coach Scott Drew (Butler, 1993)

Career Record 336-220 (18th season)

BU Record 316-209 (17th season)

vs. UCA 1-0

UCA (14-19, 8-10 Southland in 2018-19)

Ranking NR – AP, NR – Coaches

Head Coach Russ Pennell (Pittsburgh State, 1989)

Career Record 70-122 (7th season)

UCA Record 49-108 (6th season)

vs. Baylor 0-1

SID Steve East – seast@uca.edu

BAYLOR PLAYERS

#	P	NAME	YR	PPG	RPG	APG	MPG
25	F	Tristan Clark	Jr.	14.6	6.3	2.4*	29.8
12	G	Jared Butler	So.	10.2	3.1	2.7	26.8
2	G	Devonte Bando	Sr.	8.4	2.2	1.4	21.1
11	F	Mark Vital	RJr.	7.2	7.2	2.0	27.7
33	F	Freddie Gillespie	RSr.	5.3	4.4	1.1*	18.3
24	F	Matthew Mayer	So.	4.6	2.0	0.8	11.8
0	F	Flo Thamba	So.	1.8	2.2	0.6*	10.0
15	G	Obim Okeke	Sr.	1.1	0.3	0.0	3.6
31	G	MaCio Teague ¹	RJr.	16.7	4.4	2.5	35.3
45	G	Davion Mitchell ²	RSr.	3.7	1.1	1.9	17.1
13	F	Jackson Moffatt	RFr.	—	—	—	—
5	F	Jordan Turner	Fr.	—	—	—	—

¹ - 2017-18 at UNC Asheville ² - 2017-18 at Auburn * - blocks/gm

PRONUNCIATIONS

John JAKUS	JAYK-us
Matthew MAYER	MYE-er
DAVION Mitchell	DAY-vee-ahn
OBIM OKEKE	OH-bihm oh-KAY-kay
Jonathan TCHAMWA TCHATCHOUA	CHAWM-wuh CHAT-chew-wuh
MACIO Teague	may-SEE-oh
Mark VITAL	VYE-tuhl

PARTICIPATION

CONSECUTIVE STARTS (ACTIVE STREAKS)

36	Mark Vital
20	Jared Butler

CONSECUTIVE GAMES PLAYED

59	Mark Vital
34	Devonte Bando, Jared Butler
29	Flo Thamba
20	Freddie Gillespie
4	Matthew Mayer

CAREER STARTS

66	MaCio Teague (66 at UNC Asheville)
52	Mark Vital
44	Tristan Clark
34	Freddie Gillespie (23 at Carleton)
21	Jared Butler
18	Jake Lindsey
7	Devonte Bando

CAREER GAMES PLAYED (NCAA)

67	MaCio Teague (67 at UNC Asheville)
67	Mark Vital
57	Freddie Gillespie (31 at Carleton)
48	Tristan Clark
34	Davion Mitchell (34 at Auburn)
34	Devonte Bando, Jared Butler
33	Matthew Mayer, Flo Thamba
16	Obim Okeke

BAYLOR IN THE RANKINGS

WEEK	W/L	AP	COACHES
Preseason	0-0	16th (523)	18th (228)

QUICK HITS

- BU is 41-72 against AP-ranked teams since 2007-08 after going 0-27 in Drew’s first 4 rebuilding seasons.
- Baylor is 12-23 against AP Top 10 teams since March 2012. BU started the Drew era 1-26 vs. top-10.
- Baylor defeated 7 top-10 teams in the last 3 seasons, including a 6-3 mark vs. top-10 teams in Waco.
- Baylor is 30-3 when leading at halftime over the last two seasons (15-3 last season).
- Baylor has won 89% of its games when leading at the half since 2011-12 (148-19).
- Baylor has won 20+ games in 10 of the last 12 seasons after recording only three 20-win seasons in the previous 100 years of Baylor Basketball.
- The Bears are one of 11 programs to win 18+ games in every year since 2008.
- Baylor is 1 of 14 teams nationally to appear in every postseason since 2012 (6 NCAAs, 2 NITs).
- BU is 88-20 since 2015-16 when leading at any point in the 2nd half of a game (20-5 last season).
- Baylor is 191-93 over the last 8 seasons, averaging 24 wins per season since 2012.
- Baylor’s 191 wins since 2011-12 are second-most in the Big 12 behind only Kansas (236).
- Baylor is 282-140 since 2007-08, the first year Drew’s staff had a full allotment of scholarships.
- Baylor is 5-1 all-time in Big 12/SEC Challenges, the best record of any team in either league.
- Baylor has the nation’s 11th-longest active streak with at least one 3-point FG made in 903 straight games — the last time Baylor failed to make a 3-pointer was more than 29 years ago, on Feb. 21, 1990 vs. Texas Tech (0-8).
- BU has recorded double-digit non-conference wins in 11 of the last 12 seasons (all except 2012-13).
- Baylor has won 5 tournament titles under **Drew** (2007 Paradise Jam, 2011 Las Vegas Classic, 2013 NIT, 2016 Battle 4 Atlantis and 2017 Hall of Fame Classic).

PROGRAM HIGHLIGHTS

- Drew is in his 17th season at Baylor and is the school’s all-time wins leader (316).
- Baylor has had a nation-leading four players selected in the NBA Draft since 2010 who weren’t ranked in the ESPN100 out of high school — Quincy Acy, Ekpe Udoh, Pierre Jackson and Taurean Prince.
- Drew has graduated 49 players during his Baylor tenure, averaging more than 3 graduates per season.
- The Bears have advanced to postseason play in a school-record eight straight seasons (6 NCAA, 2 NIT).
- Baylor is 20-4 in regular-season tournaments since 2013-14, including 3 regular-season tournament titles.
- Drew has won 20+ games in 10 of the last 12 years — the Bears had 3 seasons of 20+ wins prior to his arrival.

ONE OF THE GREATEST REBUILDS IN NCAA HISTORY

- **Scott Drew** became Baylor head coach in 2003, starting of one of the greatest rebuilds in NCAA history.
- Drew is now in his 17th season at Baylor and is the school’s all-time wins leader (316).
- Drew is coaching his 526th game at Baylor (316-209). His .602 winning percentage is best in BU history among coaches with 40+ games, and he’s the program’s all-time wins leader.
- Baylor has a .668 winning percentage (282-140) since Drew’s first year with no scholarship restrictions in 2007-08 and a .673 winning percentage (191-93) over the last 8 seasons since 2011-12.
- Drew (48) is the youngest of 12 coaches nationally to take his current program to four Sweet 16s since 2010.
- In Drew’s 16 seasons as Baylor head coach, BU has been ranked in 212 of 526 games. Prior to Drew, BU was ranked in 2 of 2,197 games over 97 seasons. In 10 seasons since 2008-09, BU has been ranked in 209 of 391 games.
- In Drew’s first 16 seasons at Baylor, 42 players have gone on to professional careers.

2019-20 BAYLOR BASKETBALL ROSTER

NO.	NAME	POS	HT	WT	CL.-EXP.	HOMETOWN/PREVIOUS SCHOOL
0	Flo Thamba	F	6-10	240	So.-1L	Kinshasa, Democratic Republic of Congo/Mountain Mission School
2	Devonte Bando	G	6-3	185	Sr.-1L	Mississauga, Ontario/Faith Baptist HS (Hutchinson [Kan.] CC)
5	Jordan Turner	G/F	6-7	195	Fr.-HS	Houston, Texas/Sunrise Christian
10	Adam Flagler	G	6-3	180	So.-%-TR	Duluth, Ga./Duluth HS (Presbyterian)
11	Mark Vital	G/F	6-5	230	RJr.-2L	Lake Charles, La./Advanced Prep International
12	Jared Butler	G	6-3	190	So.-1L	Reserve, La./Riverside Academy
13	Jackson Moffatt	G/F	6-6	210	RFr.-SQ	Magnolia, Texas/Magnolia HS
15	Obim Okeke	G	6-0	225	Sr.-1L	Las Vegas, Nev./Bishop Gorman HS
23	Jonathan Tchamwa Tchatchoua	F	6-8	245	So.-%-TR	Douala, Cameroon/NBA Global Academy - Australia (UNLV)
24	Matthew Mayer	G/F	6-9	210	So.-1L	Austin, Texas/Westlake HS
25	Tristan Clark	F	6-10	245	Jr.-2L	San Antonio, Texas/Wagner HS
31	MaCio Teague	G	6-3	195	RJr.-SQ	Cincinnati, Ohio/Walnut Hills HS (UNC Asheville)
33	Freddie Gillespie	F	6-9	245	RSr.-1L	St. Paul, Minn./East Ridge HS (Carleton)
45	Davion Mitchell	G	6-2	195	RSo.-SQ	Hinesville, Ga./Liberty County HS (Auburn)

^ - sat out 2016-17 as redshirt * - sat out 2017-18 as redshirt # - sat out 2018-19 as redshirt % - will sit out 2019-20 as transfer

COACHING & SUPPORT STAFF

Head Coach: Scott Drew (Butler, 1993), 17th season at Baylor (18th season as Division I head coach)
Associate Head Coach: Jerome Tang (Charter Oak State, 2007), 17th season at Baylor
Assistant Coach: Alvin Brooks III (Idaho State, 2002), 4th season at Baylor
Assistant Coach: John Jakus (Trinity International, 1999), 3rd season at Baylor
Special Assistant & Director of Player Development: Jared Nuness (Valparaiso, 2001), 10th season at Baylor
Special Assistant to the Head Coach: Bill Peterson (Eckerd, 1979), 3rd season at Baylor
Director of Basketball Operations: Aditya Malhotra (Baylor, 2006), 7th season at Baylor
Director of Video Operations: Ty Beard (Baylor, 2009), 3rd season at Baylor

SERIES HISTORY

- Tuesday is the second series meeting between Baylor and Central Arkansas.
- The previous Battle of the Bears was the 2017-18 season opener on Nov. 10, a 107-66 Baylor win in Waco.
- **Tristan Clark** and **Mark Vital** are the only current BU players who faced UCA. Clark had 15 points in 27 minutes, while Vital had 6 points, 6 assists and 5 rebounds in 20 minutes.
- Tuesday's ESPN analyst **King McClure** had 15 points and 4 rebounds in 24 minutes, going 3-of-3 on 3FGs.

DATE	LOCATION	WINNER	SCORE	BU LEADING SCORER	UCA LEADING SCORER
N10, 2017	Waco, Texas	BU	107-66	22-Manu Lecomte	22-Jordan Howard

RANKED 16TH IN PRESEASON AP TOP 25

- Baylor is ranked No. 16 in the preseason AP Top 25 poll, which ties the 2nd-highest preseason ranking in BU history.
- BU has been in the preseason AP Top 25 in 7 of 10 seasons since the program's first preseason ranking in 2010-11.
- Baylor's highest preseason ranking was No. 12 in 2011-12. The Bears were No. 16 in 2010-11 and 2019-20, No. 19 in 2012-13, No. 22 in 2015-16, No. 24 in 2017-18 and No. 25 in 2013-14.

PICKED 2ND IN BIG 12 PRESEASON COACHES POLL

- Baylor was picked second in the 2020 Big 12 Preseason Coaches Poll, tying 2013 for the best in program history.
- Baylor (71 points) was projected behind only Kansas (80). Texas Tech (62) was third, followed by Texas (57), West Virginia (45), Oklahoma State (42), Iowa State (30), Oklahoma (29), Kansas State (23) and TCU (11).
- BU was projected to finish 9th last season, but the Bears overcame injuries to four projected starters to finish 4th.

SUCCESS IN SEASON OPENERS

- Baylor is 14-2 in season openers during the Scott Drew era, with the only losses coming at Texas Tech in 2005-06, when the Bears did not play a non-conference schedule, and in the 2018-19 season opener vs. Texas Southern.
- Baylor is 12-1 in season openers dating back to 2006-07, with an average scoring margin of +27.5.

NON-CONFERENCE HIGHLIGHTS

- BU went 10-5 in non-conference last season, with marquee wins at Arizona, vs. Oregon, vs. Alabama and vs. Syracuse.
- BU held Oregon to 47 points on Dec. 15, the Ducks' fewest in a game since scoring 46 vs. Cal on Feb. 21, 2013.
- BU won 58-49 at Arizona on Dec. 1, becoming the first team to hold UA below 50 points since Feb. 26, 2011.
- The win at Arizona snapped the Wildcats 52-game non-conference home winning streak.
- Baylor improved to 11-4 vs. the Pac-12 in the Drew era and 10-5 against SEC teams since 2012-13.
- Baylor is 36-10 in games against non-Big 12 teams over the last 3 seasons, including home victories against No. 4 Oregon, No. 7 Xavier, Oregon and Alabama, neutral site wins vs. No. 10 Louisville, vs. No. 24 Michigan State, vs. VCU, vs. USC, vs. Wisconsin, vs. Creighton and vs. Syracuse and road wins at Arizona and Ole Miss.

FIVE NCAA TOURNAMENT APPEARANCES IN LAST SIX SEASONS

- Baylor appeared in the NCAA Tournament for the fifth time in the last six seasons in 2019.
- BU is 1 of 22 teams (1 of 15 in Power-5) to appear in five NCAA Tournaments since 2014, joining Arizona, Cincinnati, Duke, Gonzaga, Iowa State, Kansas, Kentucky, Michigan, Michigan State, New Mexico State, North Carolina, Oklahoma, Oregon, Providence, Purdue, VCU, Villanova, Virginia, Wichita State, Wisconsin and Xavier.

EIGHT CONSECUTIVE POSTSEASON BERTHS

- Baylor is on a school-record streak of eight consecutive postseason berths, surpassing the total number of postseason berths in the program's 97 seasons prior to the **Scott Drew** era.
- Baylor is 1 of 14 teams to appear in every postseason since 2012, joining Cincinnati, Duke, Gonzaga, Iona, Kansas, Kentucky, Michigan State, New Mexico State, North Carolina, Oregon, Saint Mary's, Virginia and Wichita State.
- BU earned NCAA Tournament bids in 2012, 2014, 2015, 2016, 2017 and 2019 and NIT bids in 2013 and 2018.
- Baylor has made postseason appearances in 11 of 12 seasons since 2008. Prior to that, Baylor's only postseason berths were in 1946 (NCAA), 1948 (NCAA), 1950 (NCAA), 1987 (NIT), 1988 (NCAA), 1990 (NIT) and 2001 (NIT).
- Baylor is 21-10 in postseason national tournaments during the Drew era after going 3-9 prior to Drew's arrival.

A WIN WOULD ...

- Improve Baylor's record to 15-2 in season openers under head coach **Scott Drew**.
- Be Drew's 317th win at Baylor and improve Baylor's record to 281-140 since 2007-08.
- Make Baylor 2-0 all-time against Central Arkansas and 52-14 against current Southland Conference members.
- Improve Baylor's record to 37-7 in home games against unranked opponents since 2016-17.
- Make Baylor 125-16 in non-conference home games in the Drew era, including 99-8 since 2007-08.
- Move Baylor to 37-10 in games against non-Big 12 teams since 2016-17.
- Make Baylor 146-33 in November/December games under Drew, including 73-14 in November games.

IMPRESSIVE NON-CONFERENCE NUMBERS AT HOME

- Baylor is 59-4 in its last 61 non-conference home games dating back to Dec. 12, 2012.
- Baylor is 37-7 in home games against unranked opponents since 2016-17.
- Baylor is 124-16 in non-conference home games in the **Drew era**, including 98-8 since 2007-08.



SCOTT DREW
HEAD COACH
17TH SEASON

THE DREW FILE

PERSONAL

Birthdate: Oct. 23, 1970
Birthplace: Kansas City, Mo.
Family: Wife, Kelly; daughter Mackenzie, sons Peyton and Brody

EDUCATION

College: Butler, 1993; Valparaiso, 1994 (Master's)

COACHING EXPERIENCE

1993-01 Valparaiso (assistant coach)
2001-02 Valparaiso (associate head coach)
2002-03 Valparaiso (head coach)
2003-pres. Baylor (head coach)

THE DREW WORKSHEET

YEAR	SCHOOL	OVERALL	CONF.
2002-03	Valparaiso	20-11	12-2
2003-04	Baylor	8-21	3-13
2004-05	Baylor	9-19	1-15
2005-06‡	Baylor	4-13	4-12
2006-07	Baylor	15-16	4-12
2007-08	Baylor ¹	21-11	9-7
2008-09	Baylor ²	24-15	5-11
2009-10	Baylor ¹	28-8	11-5
2010-11	Baylor	18-13	7-9
2011-12	Baylor ¹	30-8	12-6
2012-13*	Baylor ²	23-14	9-9
2013-14	Baylor ¹	26-12	9-9
2014-15	Baylor ¹	24-10	11-7
2015-16	Baylor ¹	22-12	10-8
2016-17	Baylor ¹	27-8	12-6
2017-18	Baylor ²	19-15	8-10
2018-19	Baylor ¹	20-14	10-8
2019-20	Baylor	0-0	0-0
TOTAL	18th season	336-220	135-149
BAYLOR	17th season	316-209	123-147

‡ Baylor played no non-conference schedule due to NCAA sanctions.
* Two of Baylor's wins were credited to interim head coach Jerome Tang.
¹ NCAA Tournament Appearances | ² NIT Appearances

DREW VS. 2019-20 OPPONENTS

OPPONENT	CAREER
Arizona	1-0
Butler	0-0
Central Arkansas	1-0
Florida	0-1
Iowa State	14-13
Jackson State	8-0
Kansas	4-24
Kansas State	11-16
Maryland-Eastern Shore	1-0
Ohio	0-0
Oklahoma	12-22
Oklahoma State	17-16
Texas	16-21
TCU	12-3
Texas State	1-0
Texas Tech	18-13
UT-Martin	0-0
Washington	0-0
West Virginia	10-7
CAREER W-L TOTAL	336-220

MISCELLANEOUS STATISTICS

Current Streak.....	Lost 1
Current Home Streak.....	Lost 1
Current Road/Neutral Streak.....	Lost 1
Last Win.....	March 21 vs. Syracuse (78-69)
Last Home Win.....	Feb. 27 vs. Texas (84-83 07)
Last Away Win.....	March 21 vs. Syracuse (78-69)
Last Loss.....	March 23 vs. Gonzaga (71-83)
Last Home Loss.....	March 6 vs. Oklahoma State (64-67)
Last Away Loss.....	March 23 vs. Gonzaga (71-83)

2018-19 RECORD BY STARTING LINEUP

Mason (g), Butler (g), McClure (g), Kegler (f), Vital (f).....	7-4
Mason (g), McClure (g), Kegler (f), Vital (f), Clark (f).....	5-3
Mason (g), Butler (g), Kegler (f), Vital (f), Gillespie (f).....	4-2
Mason (g), McClure (g), Bando (g), Vital (f), Clark (f).....	2-1
McClure (g), Bando (g), Vital (g), Clark (f), Gillespie (f).....	2-0
Butler (g), Bando (g), Kegler (f), Vital (f), Gillespie (f).....	0-2
Butler (g), McClure (g), Kegler (f), Vital (f), Gillespie (f).....	0-1
Butler (g), McClure (g), Allen (g), Vital (f), Clark (f).....	0-1

RECORD WHEN...

	2018-19	DREW
	ALL	B12 ERA
Leading or tied at halftime	16-3	8-1 254-46
Trailing at halftime	4-11	2-7 64-163
Shoot 50 percent or higher	6-0	3-0 149-12
Shoot lower than 50 percent	14-14	7-8 169-197
Shoot higher pct than opponent	15-3	6-2 277-29
Shoot lower percentage than opp	5-11	4-6 41-180
Opp. shoot lower than 50 percent	17-9	8-5 301-112
Opp. shoot 50 percent or higher	3-5	2-3 17-97
Score fewer than 60 points	3-1	1-0 12-50
Score 60-plus points	17-13	9-8 306-159
Score 70-plus points	16-5	9-3 268-68
Score 80-plus points	9-1	5-1 135-12
Score 90-plus points	2-0	1-0 57-3
Score 100-plus points	0-0	0-0 20-0
Opp. score fewer than 50 points	4-0	1-0 33-1
Opp. score fewer than 60 points	8-1	2-0 115-9
Opp. score fewer than 70 points	15-3	6-2 223-53
Opp. score fewer than 80 points	18-9	9-5 299-140
Opp. score 80-plus points	2-5	1-3 19-69
Opp. score 90-plus points	0-0	0-0 3-19
More rebounds than opponent	19-8	10-5 244-79
Equal/fewer rebounds than opp.	1-6	0-3 74-130
40+ rebounds	8-4	4-3 125-32
Fewer than 40 rebounds	12-10	6-5 193-177
Fewer turnovers than opp.	10-3	4-0 157-66
Equal/more turnovers than opp.	10-11	6-8 161-143
Games decided by 5 or fewer pts	5-5	4-3 67-60
OT games	0-0	0-0 18-5
Games as AP ranked team	0-0	0-0 148-63
Games vs. AP ranked opponents	3-5	3-4 41-99
Games following a loss	9-5	4-3 106-97
Games following a win	11-8	6-5 211-113
More points in paint than opp.	9-9	2-5 224-85
Equal/fewer pts in paint than opp.	11-5	8-3 94-124
More points off TO than opp.	10-4	5-2 190-70
Equal/fewer pts off TO than opp.	10-10	5-6 128-139
More bench points than opp.	12-11	5-6 185-105
Equal/fewer bench points than opp.	8-3	5-2 133-104
More 2nd-chance points than opp.	16-8	9-5 183-109
Equal/fewer 2nd-ch. pts than opp.	4-6	1-3 135-100
Playing in November	5-2	0-0 72-14
Playing in December	3-2	0-0 73-19
Playing in January	6-2	5-2 68-63
Playing in February	5-3	5-3 60-68
Playing in March	1-5	0-3 43-44
Playing in April	0-0	0-0 2-1

BREAKTHROUGH IN BIG 12

- BU is 113-94 in Big 12 play in 12 seasons since 2008 after going 45-131 in the league's first 11 seasons.
- BU is 99-77 in Big 12 play in 10 seasons since 2010 after going 59-149 in the league's first 13 seasons.
- Baylor is 34-38 in Big 12 road games since 2012, second-best in the league behind only Kansas (44-24).
- BU has recorded double-digit Big 12 wins in 4 of the last 5 and 6 of the last 10 seasons.
- BU has won 8+ Big 12 games in 8 straight seasons after winning 8+ just 3 times in the league's first 15 years.

SECOND-MOST WINS AMONG BIG 12 TEAMS SINCE 2011-12

- Baylor's 191-93 record since 2011-12 trails only Kansas (236-60) among Big 12 teams.
- Iowa State (183-93) is 3rd, Kansas State (172-100) is 4th, West Virginia (169-109) is 5th, Oklahoma (161-105) is 6th, Texas (151-123) is 7th, Oklahoma State (143-122) is 8th, Texas Tech (141-124) is 9th and TCU (136-135) is 10th.
- Baylor has averaged 24 wins per season over the last seven seasons since 2011-12.

PROTECTING HALFTIME LEADS

- Baylor is 33-3 in its last 36 games when leading at the half, including 15-3 last season and 15-0 in 2017-18.
- Baylor has won 89% of its games (148-19) when leading at the half since 2011-12 (15-3 in 2018-19, 15-0 in 2017-18, 18-3 in 2016-17, 18-2 in 2015-16, 21-7 in 2014-15, 18-2 in 2013-14, 17-1 in 2012-13 and 26-1 in 2011-12).
- BU has won 37% of games in which its been tied or trailing at the half since 2011-12, going 43-74 in those.

DOMINANT DEFENSIVE PERFORMANCES

- Baylor held 3 high-major teams below 50 points last season, each team's lowest scoring total in more than 5 years.
- BU held Arizona to 49 points in Tucson on Dec. 1, becoming the first team to hold UA below 50 since Feb. 26, 2011.
- Baylor limited Oregon to 47 points on Dec. 15, the Ducks' fewest points in a game since Feb. 21, 2013.
- Baylor held Oklahoma to 47 points in Norman on Jan. 28, the Sooners' fewest in a game since Nov. 23, 2012.

NOVEMBER AND DECEMBER SUCCESS

- Baylor has posted a combined 145-33 record in November and December games during the Drew era, including a 62-11 mark in November and December games since 2013.
- The Bears are 72-14 in November games and 73-19 in December contests.
- BU is 32-6 in November games since 2013, with the only losses to No. 8 Syracuse (2013), vs. Illinois (2014) in Las Vegas, at No. 25 Oregon (2015), at No. 21 Xavier (2017), vs. Texas Southern (2018) and vs. Ole Miss (2018).
- BU is 31-5 in December games since 2013, with losses at No. 24 Texas A&M (2015), vs. No. 8 Wichita State (2017), at No. 22 Texas Tech (2017), at Wichita State (2018) and vs. SFA (2018).

POINT GUARDS THRIVE IN DREW'S SYSTEM

- Eight of Baylor's nine starting point guards during the **Scott Drew** era have earned All-Big 12 recognition.
- Baylor's starting point guard has earned All-Big 12 recognition in 14 of 15 seasons since 2004-05.
- Makai Mason (2019), Manu Lecomte (2017, 2018), Lester Medford (2016), Kenny Chery (2014, 2015), Pierre Jackson (2012, 2013), Tweety Carter (2010), Curtis Jerrells (2007, 2008, 2009) and Aaron Bruce (2005, 2006, 2007) have earned All-Big 12 recognition.

DOUBLE-DIGIT NON-CONFERENCE WINS IN 11 OF LAST 13 YEARS

- Baylor has begun Big 12 play with double-digit wins in 5 of the last 6 seasons and 11 times in the last 13 years.
- All told, Baylor has gone 140-25 prior to Big 12 play over the last 13 seasons dating back to 2006-07, including a 9-9 record against AP Top 25 teams.
- BU entered Big 12 play 8-4 in 2018-19, 10-2 in 2017-18, 12-0 in 2016-17, 10-2 in 2015-16, 11-1 in 2014-15, 12-1 in 2013-14, 8-4 in 2012-13, 13-0 in 2011-12, 10-3 in 2010-11, 12-1 in 2009-10, 12-2 in 2008-09, 12-2 in 2007-08 and 10-3 in 2006-07.

GRADUATING 91 PERCENT OF SENIORS

- Since **Scott Drew** took over the Baylor Basketball program in 2003, 32 of 35 scholarship players who have played their fourth years of collegiate eligibility under Drew have graduated from Baylor.
- Players recruited by Drew to graduate at Baylor: Tim Bush, Patrick Fields, Aaron Bruce, Mamadou Diene, Delbert Simpson, Curtis Jerrells, Henry Dugat, Kevin Rogers, Tweety Carter, Josh Lomers, Ekpe Udoh, Fred Ellis, Quincy Acy, Anthony Jones, J'mison Morgan, A.J. Walton, Cory Jefferson, Brady Heslip, Gary Franklin, Kenny Chery, Royce O'Neale, Lester Medford, Rico Gathers, Taurean Prince, Al Freeman, Johnathan Motley, Ishmail Wainright, Manu Lecomte, Jo Lual-Acuil Jr., Nuni Omot, Jake Lindsey and King McClure.

PLAYER DEVELOPMENT – FROM UNRANKED TO NBA DRAFT PICKS

- Baylor has had a nation-leading four players selected in the NBA Draft since 2010 who weren't ranked in the ESPN 100 out of high school.
- The only other schools with three such players were Colorado, Marquette, Missouri, New Mexico and Connecticut.
- Baylor developed **Quincy Acy**, **Ekpe Udoh**, **Pierre Jackson** and **Taurean Prince** into NBA Draft picks after joining the program as unranked recruits.

2019-20 BAYLOR BASKETBALL GAME NOTES
HISTORY OF DEVELOPMENT WITH REDSHIRTS

- Baylor has a track record of success when players redshirt under Scott Drew. **Ekpe Udoh, Johnathan Motley, Cory Jefferson, Brady Heslip, Royce O’Neale, Jo Lual-Acuil Jr. and Manu Lecomte** have all gone on to professional careers after redshirting.
- **Mark Vital, Freddie Gillespie, MaCio Teague and Davion Mitchell** have all redshirted while at Baylor.
- **Adam Flagler and Jonathan Tchamwa Tchatchoua** are both redshirting this season while sitting out to satisfy NCAA transfer rules.

42 PRO PLAYERS IN DREW ERA

- In Scott Drew’s 16 years at Baylor, 42 of his players have gone on to professional careers.
- Five of Drew’s players were in the NBA last season, and they all graduated from Baylor – Quincy Acy (Suns), Johnathan Motley (Clippers), Royce O’Neale (Jazz), Taurean Prince (Hawks) and Ekpe Udoh (Jazz).
- A complete list of pro players from the Drew era is on page 159 of the 2019-20 men’s basketball media almanac.

TWENTY-THREE WINS VS. RANKED TEAMS IN LAST FIVE SEASONS

- Baylor has gone 23-32 against ranked teams since the start of the 2014-15 season (3-5 last season).
- BU is 41-72 against AP-ranked teams since 2007-08 after going 0-27 in Drew’s first four rebuilding seasons.
- Baylor has won multiple games vs. AP Top 25 teams in each of the last 12 seasons. The Bears have defeated at least five ranked teams in four of the last six seasons dating back to 2013-14.

CONSISTENTLY AMONG NATION’S BEST OFFENSES

- Baylor’s offense has consistently ranked among the nation’s best over the last 12 seasons under Scott Drew.
- The Bears have finished 10 of the past 12 seasons among the top 25 nationally in KenPom’s adjusted offensive efficiency, joining Duke as the only programs to make that claim.
- BU finished No. 20 in 2018-19, No. 62 in 2017-18, No. 23 in 2016-17, No. 13 in 2015-16, No. 18 in 2014-15, No. 9 in 2013-14, No. 14 in 2012-13, No. 8 in 2011-12, No. 102 in 2010-11, No. 3 in 2009-10, No. 11 in 2008-09 and No. 11 in 2007-08.

OFFENSIVE REBOUNDING BECOMING A BAYLOR STAPLE

- Baylor has ranked top-10 nationally in offensive rebounding percentage in every season since 2013-14, including five times ranked in the nation’s top-4. The Bears only cracked the top-20 once in Drew’s first 10 years.
- Baylor’s 6-year streak is the nation’s best, and West Virginia (5 years) is the only other team with a 3+ year streak.
- Baylor ranked No. 2 nationally in 2018-19, No. 9 in 2017-18, No. 3 in 2016-17, No. 4 in 2015-16, No. 1 in 2014-15 and No. 3 in 2013-14. Prior to that 6-year top-10 streak, BU’s best rank was No. 16 in 2011-12.

BAYLOR BASKETBALL ON THE RADIO

- Baylor basketball is aired live via the Baylor Sports Network from Learfield IMG College on ESPN Central Texas and flagship station 1660AM ESPN Radio (KRZI) in Waco and worldwide on Sirius/XM Radio.
- Games are broadcast by the “Voice of the Bears” John Morris and former Baylor basketball standout Pat Nunley.
- Morris is in his 36th year doing Baylor broadcasts, while Nunley is in his 39th season as color analyst.
- Dave Rosselli enters his 3rd season filling in when Morris slides over to the TV broadcast.
- All of Baylor’s games can be heard live on the Internet at www.BaylorBears.com and via the TuneIn App.

SCOTT DREW COACHING TREE

- Three current Division I head coaches took their first DI head coaching jobs after stints on Scott Drew’s BU staff.
- Matthew Driscoll is in his 11th season as head coach at North Florida after six seasons as a Baylor assistant.
- Grant McCasland is in his third season as head coach at North Texas. He spent five years as a Baylor assistant before taking over as Arkansas State head coach for one season in 2016-17.
- Paul Mills is in his third season as head coach at Oral Roberts. He was a member of Drew’s original Baylor staff in 2003-04 and spent 14 years with Drew, the final eight as an assistant coach.

ENTIRE STAFF RETURNS

- Scott Drew’s entire coaching staff returns for the 2019-20 season.
- Jerome Tang is in his third season as associate head coach and has been on Drew’s staff all 17 seasons at Baylor.
- Assistant coaches Alvin Brooks III (fourth season) and John Jakus (third season) also return to the bench.
- Special assistant & director of player development Jared Nuness is back for his 10th season, while director of basketball operations Aditya Malhotra returns for his 7th season. Special assistant to the head coach Bill Peterson and director of video operations Ty Beard are both back for their third seasons.

UP NEXT

- Baylor heads to Anchorage, Alaska, to face Washington in the 2019 Armed Forces Classic on Friday, Nov. 8.
- The Bears then return home to host Texas State on Friday, Nov. 15, the night before Baylor Football hosts Oklahoma in a marquee Big 12 matchup.
- Following the Texas State game, Baylor heads to South Carolina to play in the Myrtle Beach Invitational, which runs Nov. 21-24. The Bears open against Ohio, then face either Coastal Carolina or Utah, followed by one of four teams from the opposite side of the bracket – Villanova, Tulane, Mississippi State or Middle Tennessee.

2018-19 SEASON HONORS

JARED BUTLER

- All-Big 12, Honorable Mention
- Big 12 All-Freshman Team
- Big 12 Newcomer of the Week (Feb. 25)

TRISTAN CLARK

- Big 12 Player of the Week (Dec. 31)
- Emerald Coast Classic All-Tournament Team

FREDDIE GILLESPIE

- Academic All-Big 12 First Team

MARK VITAL

- All-Big 12, Honorable Mention
- Big 12 All-Defensive Team

DOUBLE-FIGURE GAMES

POINTS	18-19	CAREER
Jared Butler	17	17
Devonte Bando	12	12
Tristan Clark	11	21
Mark Vital	9	18
Matthew Mayer	5	5
Freddie Gillespie	4	18 (14 at Carleton)

REBOUNDS	18-19	CAREER
Mark Vital	7	9
Freddie Gillespie	2	11 (9 at Carleton)
Tristan Clark	1	3

DOUBLE-DOUBLES	18-19	CAREER
Mark Vital	2	2
Freddie Gillespie	1	5 (4 at Carleton)
Tristan Clark	1	3

20+ POINTS	18-19	CAREER
Tristan Clark	2	2
Devonte Bando	2	2
Jared Butler	2	2
Freddie Gillespie	–	1 (1 at Carleton)



2 – DEVONTE BANDO

G • 6-3 • 185 • SR. • 1L

MISSISSAUGA, ONTARIO (HUTCHINSON CC)

CAREER HIGHS

Points: – 25 vs. Southern (11/10/18)
FG: – 7 vs. Southern (11/10/18); vs. West Virginia (2/23/19)
FGA: – 14 vs. West Virginia (2/23/19)
3FG: – 5 vs. Oklahoma (2/11/19)
3FGA: – 10 vs. West Virginia (2/23/19)
FT: – 7 vs. Southern (11/10/18)
FTA: – 7 vs. Southern (11/10/18)
Rebounds: – 6, three times
Assists: – 4 vs. New Orleans (12/29/18); at West Virginia (11/21/19)
Turnovers: – 4 at Texas Tech (2/16/19)
Blocks: – 1 at Oklahoma State (1/14/19); vs. Texas Tech (1/19/19)
Steals: – 3 vs. Southern (11/10/18)
Minutes Played: – 37 vs. Prairie View A&M (11/12/18)

MISCELLANEOUS

	18-19	BU RECORD
Double-Figure Points:	12	8-4
Double-Figure Rebounds:	–	–
Double-Doubles:	–	–
20+ Points:	2	2-0
5+ Assists:	–	–
Led team in Points:	3	2-1
Led team in Rebounds:	2	1-1
Led team in Assists:	2	1-1
Led team in Blocks:	1	1-0
Led team in Bench Points:	13	8-5

BANDOO NOTEBOOK


- Canadian JuCo transfer guard, played two seasons at Hutchinson (Kan.) Community College before joining BU in summer 2018
- Played in all 34 games and made 7 starts in first season at Baylor in 2018-19
- Finished 6th in Big 12 with .395 3-point pct. in 2018-19; improved to .440 3FG% in Big 12 play, which ranked 4th in league
- Made at least one 3-pointer in 13 of last 15 games (41%; 29-of-71) and in 16 of 18 Big 12 games (44%; 37-of-84)
- Scored 14 pts in 7-minute span as BU came from 17 down with 9 min left to beat Texas (2/27/19); game-tying 3FG with 2:01 left
- Posted 22 points, added 4 rebounds and 2 assists in 33 minutes off bench to lead Bears to win vs. West Virginia (2/23/19)
- Led team with 19 points in 29 minutes off bench vs. OU (2/11/19); went 5-of-7 from 3-pt range, including late go-ahead trey
- Made first start at Baylor and had game-highs in points (25), rebounds (6), steals (3) and minutes (34) vs. Southern (11/10/18)
- Scored 1,072 points over 72 games during JuCo career, averaging 14.9 points in 27.1 minutes per game
- Hutchinson went 63-9 in games Bando played; scored in double-figures in 60 of 72 games, including 11 games with 20+ points
- Started 35 games as sophomore at Hutch, averaging 16.6 points, 5.8 rebounds and 2.9 assists in 32.1 minutes per game
- Helped Hutchinson win 2017 NJCAA Division I national title, scoring team-high 22 points in championship game

2018-19 GAME-BY-GAME

OPPONENT	DATE	GS	MIN	FG	3FG	FT	OR-DR-TR	PF	A	T	B	S	PTS
Texas Southern	11/6		30	4-8	1-2	1-1	0-2-2	1	2	2	0	0	10
Southern	11/10	*	34	7-12	4-8	7-7	1-5-6	0	2	0	0	3	25
Prairie View A&M	11/12	*	37	6-9	2-5	2-2	0-1-1	3	2	2	0	0	16
Nicholls State	11/16	*	24	3-6	1-3	0-0	0-1-1	1	2	0	0	2	7
vs. Ole Miss	11/23	*	7	0-2	0-0	0-0	0-1-1	0	0	1	0	0	0
vs. George Mason	11/24	*	20	3-6	1-4	0-0	0-3-3	1	0	1	0	0	7
South Dakota	11/27		7	0-0	0-0	0-0	0-0-0	0	2	0	0	0	0
at Wichita State	12/1		17	1-5	0-2	0-0	0-2-2	0	0	1	0	0	2
at Arizona	12/15		13	1-4	0-1	0-0	1-2-3	1	0	0	0	0	2
Stephen F. Austin	12/18		16	0-4	0-4	3-4	0-2-2	0	2	1	0	0	3
Oregon	12/21		11	1-4	0-2	0-0	0-0-0	1	2	1	0	0	2
New Orleans	12/29		16	3-7	2-5	0-0	0-1-1	0	4	1	0	0	8
at TCU	1/5		4	0-1	0-1	0-0	0-0-0	1	0	0	0	0	0
Iowa State	1/8		11	4-5	3-4	2-2	0-0-0	0	1	1	0	0	13
Kansas	1/12		14	3-6	2-4	1-1	1-1-2	3	0	2	0	0	9
at Oklahoma State	1/14		18	1-5	1-2	0-0	0-2-2	1	0	2	1	0	3
Texas Tech	1/19		20	2-7	2-4	2-2	0-1-1	0	0	0	1	0	8
at West Virginia	1/21		28	4-9	3-6	2-2	0-1-1	2	4	1	0	1	13
Alabama	1/26		12	2-5	0-1	0-0	2-0-2	1	1	0	0	2	4
at Oklahoma	1/28		17	3-5	1-3	0-0	0-1-1	2	2	2	0	2	7
TCU	2/2		21	3-6	3-5	0-0	0-1-1	0	3	1	0	1	9
at Texas	2/6		14	1-2	1-1	0-0	0-1-1	3	0	0	0	0	3
Kansas State	2/9	*	36	6-13	1-6	2-2	0-5-5	2	3	2	0	2	15
Oklahoma	2/11		29	6-9	5-7	2-2	1-1-2	0	1	2	0	0	19
at Texas Tech	2/16	*	34	2-10	1-7	3-4	6-0-6	3	1	4	0	0	8
at Iowa State	2/19		30	4-9	2-6	0-0	1-4-5	2	1	1	0	1	10
West Virginia	2/23		33	7-14	4-10	4-6	1-3-4	2	2	1	0	1	22
Texas	2/27		29	5-6	4-5	4-4	0-2-2	2	2	3	0	1	18
at Kansas State	3/2		32	1-3	0-0	2-2	0-6-6	1	3	0	0	0	4
Oklahoma State	3/6		23	3-8	2-5	0-0	1-4-5	1	2	2	0	0	8
at Kansas	3/9		27	4-12	2-8	0-0	1-2-3	2	1	1	0	0	10
vs. Iowa State	3/14		28	5-9	1-4	0-0	0-2-2	1	1	2	0	1	11
vs. Syracuse	3/21		13	2-4	2-3	0-0	0-1-1	0	0	1	0	1	6
vs. Gonzaga	3/23		13	1-3	0-1	2-2	0-1-1	1	0	2	0	1	4

BANDOO'S CAREER STATS

YEAR	GP-GS	MIN-AVG	FG-A	PCT	3FG-A	PCT	FT-A	PCT	OFF-DEF-TOT	AVG	PF-D	A	TO	B	S	TP	AVG
2018-19 (JR.)	34-7	717-21.1	98-218	.450	51-129	.395	39-43	.907	16-59-75	2.2	38-0	46	40	2	19	286	8.4
CAREER	34-7	717-21.1	98-218	.450	51-129	.395	39-43	.907	16-59-75	2.2	38-0	46	40	2	19	286	8.4



12 – JARED BUTLER

G • 6-3 • 190 • SO. • 1L

RESERVE, LA. (RIVERSIDE ACADEMY)

CAREER HIGHS

Points: – 31 at Kansas (3/9/19)
FG: – 10 at Kansas (3/9/19)
FGA: – 21 at Kansas (3/9/19)
3FG: – 5 at Iowa State (2/19/19)
3FGA: – 10 vs. Kansas State (2/9/19); at Kansas (3/9/19)
FT: – 8 at Kansas (3/9/19)
FTA: – 10 at Kansas (3/9/19)
Rebounds: – 6 at Iowa State (2/19/19); at Kansas (3/9/19)
Assists: – 6 vs. New Orleans (12/29/18); at Texas (2/6/19)
Turnovers: – 7 at Texas Tech (2/16/19)
Blocks: – 1, three times
Steals: – 3 vs. Texas Tech (1/19/19)
Minutes Played: – 37 at Texas (2/6/19); at Texas Tech (2/16/19)

MISCELLANEOUS

	18-19	BU RECORD
Double-Figure Points:	18	10-8
20+ Points:	2	1-1
30+ Points:	1	0-1
5+ Assists:	7	6-1
Led team in Points:	6	3-3
Led team in Rebounds:	–	–
Led team in Assists:	11	7-4
Led team in Blocks:	1	1-0
Led team in Bench Points:	6	5-1

BUTLER NOTEBOOK

- Consensus top-100 national recruit, ranked as high as No. 75 nationally in 2018 recruiting class
- Named 2019 All-Big 12 honorable mention and All-Freshman Team by league's coaches
- Played in all 34 games as freshman in 2018-19, including 21 starts; started final 20 games of season
- Named Big 12 Newcomer of the Week (2/25/19) after wins at Iowa State and vs. WVU – averaged 14.5 ppg, 4.5 apg, 4.0 rpg
- Made at least one 3-pointer in 19 of last 20 games, 2+ 3FGs in 15 of 20 games, 3+ 3FGs in 10 of 20 games
- Scored in double-figures in 15 of 20 games since joining starting lineup after doing so in 3 of first 14 games
- Exploded for career-high 31 points (including 23 in 2nd half), 6 rebounds and 3 assists in 36 minutes at No. 13 Kansas (3/9/19)
- Posted 15 points (5 in OT) in win vs. Texas (2/27); hit team's last 2 regulation FGs, game-tying FG with 28 secs left to force OT
- Had 12 points, including 3-point play with 1:21 left to give BU 4-point lead, and team-high 4 assists in win vs. WVU (2/23/19)
- Led team with 17 points and 5 assists in win at No. 19 Iowa State (2/19) – hit 3-pointer to give BU 69-65 lead with 2 min. left
- Originally enrolled at Alabama in summer 2018, but transferred to Baylor in August and received immediate eligibility
- From same hometown as former Baylor stars Tweety Carter and Rico Gathers

2018-19 GAME-BY-GAME

OPPONENT	DATE	GS	MIN	FG	3FG	FT	OR-DR-TR	PF	A	T	B	S	PTS
Texas Southern	11/6	*	21	1-6	0-3	0-0	0-0-0	4	1	3	0	2	2
Southern	11/10		20	3-7	2-4	1-2	0-2-2	2	5	0	0	1	9
Prairie View A&M	11/12		31	7-10	3-5	5-6	1-3-4	2	1	1	1	0	22
Nicholls State	11/16		25	1-9	1-6	2-2	0-4-4	1	1	1	0	0	5
vs. Ole Miss	11/23		33	4-11	0-5	3-3	0-5-5	2	1	2	0	2	11
vs. George Mason	11/24		22	0-5	0-5	4-4	0-0-0	4	1	1	0	1	4
South Dakota	11/27		16	1-5	0-1	0-0	0-3-3	3	0	0	1	1	2
at Wichita State	12/1		12	2-3	1-2	0-0	0-0-0	0	0	1	0	0	5
at Arizona	12/15		13	2-4	1-3	0-0	0-1-1	1	0	1	1	1	5
Stephen F. Austin	12/18		14	0-5	0-4	2-2	0-1-1	1	1	0	0	1	2
Oregon	12/21		15	1-2	0-0	0-0	1-0-1	1	3	1	0	1	2
New Orleans	12/29		25	4-7	2-4	6-8	0-2-2	0	6	1	0	1	16
at TCU	1/5		19	2-4	0-1	0-0	1-2-3	5	4	0	0	0	4
Iowa State	1/8		22	0-2	0-1	2-2	0-2-2	1	2	3	0	1	2
Kansas	1/12	*	31	4-9	4-8	2-2	1-3-4	3	4	3	0	1	14
at Oklahoma State	1/14	*	35	6-12	4-7	0-0	0-3-3	3	4	2	0	1	16
Texas Tech	1/19	*	29	7-15	2-8	3-3	1-0-1	2	5	1	0	3	19
at West Virginia	1/21	*	22	2-6	2-4	2-4	1-3-4	4	2	3	0	0	8
Alabama	1/26	*	31	3-8	2-6	1-2	0-4-4	2	5	1	0	1	9
at Oklahoma	1/28	*	28	4-9	2-3	0-0	1-3-4	2	5	4	0	2	10
TCU	2/2	*	24	2-6	1-2	0-0	2-3-5	3	2	3	0	0	5
at Texas	2/6	*	37	5-14	2-8	1-1	1-2-3	2	6	4	0	2	13
Kansas State	2/9	*	34	5-15	3-10	0-0	2-2-4	1	2	3	0	1	13
Oklahoma	2/11	*	27	4-9	3-6	0-0	0-5-5	3	2	2	0	0	11
at Texas Tech	2/16	*	37	5-9	4-5	2-3	1-4-5	1	4	7	0	1	16
at Iowa State	2/19	*	36	6-12	5-8	0-0	1-5-6	3	5	2	0	1	17
West Virginia	2/23	*	31	5-11	1-4	1-1	2-0-2	4	4	1	0	2	12
Texas	2/27	*	35	6-14	3-8	0-0	2-3-5	3	4	3	0	0	15
at Kansas State	3/2	*	30	3-7	3-5	1-2	1-2-3	2	0	5	0	2	10
Oklahoma State	3/6	*	29	1-6	1-4	6-7	0-3-3	5	3	0	0	1	9
at Kansas	3/9	*	36	10-21	3-10	8-10	1-5-6	1	3	3	0	0	31
vs. Iowa State	3/14	*	25	2-9	0-4	0-0	1-2-3	2	2	1	0	0	4
vs. Syracuse	3/21	*	33	5-11	4-9	0-0	1-4-5	1	4	2	0	2	14
vs. Gonzaga	3/23	*	32	4-13	1-8	2-4	0-3-3	3	1	2	0	1	11

BUTLER'S CAREER STATS

YEAR	GP-GS	MIN-AVG	FG-A	PCT	3FG-A	PCT	FT-A	PCT	OFF-DEF-TOT	AVG	PF-D	A	TO	B	S	TP	AVG
2018-19 (FR.)	34-21	910-26.8	117-296	.395	60-171	.351	54-68	.794	22-84-106	3.1	77-2	93	67	3	33	348	10.2
CAREER	34-21	910-26.8	117-296	.395	60-171	.351	54-68	.794	22-84-106	3.1	77-2	93	67	3	33	348	10.2



25 – TRISTAN CLARK

F • 6-10 • 245 • JR. • 2L
SAN ANTONIO, TEXAS (WAGNER HS)

SEASON HIGHS

Points: – 27 vs. Ole Miss (11/23/18)
FG: – 11 vs. Ole Miss (11/23/18)
FGA: – 13 vs. Ole Miss (11/23/18); at TCU (1/5/19)
3FG: – 1 vs. Texas Southern (11/6/18)
3FGA: – 1, four times
FT: – 7 vs. Prairie View A&M (11/12/18)
FTA: – 10 vs. SFA (12/18/18)
Rebounds: – 12 vs. New Orleans (12/29/18)
Assists: – 4, three times
Turnovers: – 4 vs. Oregon (12/21/18)
Blocks: – 6 vs. South Dakota (11/27/18)
Steals: – 3 vs. SFA (12/18/18)
Minutes Played: – 38 vs. Oregon (12/21/18)

CAREER HIGHS

Points: – 27 vs. Ole Miss (11/23/18)
FG: – 11 vs. Ole Miss (11/23/18)
FGA: – 13, three times
3FG: – 1, three times
3FGA: – 2 at Iowa State (1/13/18)
FT: – 7 vs. Prairie View A&M (11/12/18)
FTA: – 10 vs. SFA (12/18/18)
Rebounds: – 15 at Iowa State (1/13/18)
Assists: – 4, four times
Turnovers: – 4 vs. Oregon (12/21/18)
Blocks: – 6 vs. South Dakota (11/27/18)
Steals: – 3 vs. SFA (12/18/18)
Minutes Played: – 38 vs. Oregon (12/21/18)

MISCELLANEOUS

	18-19	CAREER	BU RECORD
Double-Figure Points:	11	21	13-8
Double-Figure Rebounds:	1	3	2-1
Double-Doubles:	1	3	2-1
20+ Points:	2	2	0-2
2+ Blocks:	11	20	13-7
Led team in Points:	5	6	1-5
Led team in Rebounds:	5	11	5-6
Led team in Blocks:	12	19	10-9
Led team in Assists:	3	5	3-2

CLARK NOTEBOOK

- Strong, skilled junior forward; consensus four-star recruit out of San Antonio’s Wagner High School
- Missed final 20 games last season after suffering left-knee injury on Jan. 8 – had successful surgery on Jan. 31
- Led nation with .737 field goal percentage until he fell from qualification on Jan. 26 (min. 75% games played)
- Scored in double-figures in 11 of 14 games last season after doing so in 10 of 33 games as freshman
- Started first 14 games last season and recorded multiple blocks in 11 of 14 games, including 3 games with 5+ blocks
- Earned first Big 12 Player of the Week honor after 17 points (8-of-9 FGs), 12 rebounds and 5 blocks vs. New Orleans (12/29/18)
- Shot perfect 9-of-9 from field for 24 points in career-high 37 minutes vs. SFA (12/18/18)
- Scored career-high 27 points on 11-of-13 shooting in career-high 35 minutes vs. Ole Miss (11/23/18)
- Current .6629 career FG% (177-of-267) would break program record if he met the 200 FGM minimum (Josh Lomers .6627)
- Led team with .608 field goal percentage in 2017-18, 2nd-best by a freshman in program history (Quincy Acy .655)

2018-19 GAME-BY-GAME

OPPONENT	DATE	GS	MIN	FG	3FG	FT	OR-DR-TR	PF	A	T	B	S	PTS
Texas Southern	11/6	*	19	5-7	1-1	0-0	2-1-3	5	0	1	2	0	11
Southern	11/10	*	22	8-9	0-0	1-1	4-2-6	4	1	1	2	0	17
Prairie View A&M	11/12	*	27	5-5	0-0	7-9	2-5-7	3	4	2	5	1	17
Nicholls State	11/16	*	25	5-7	0-0	0-1	2-3-5	2	4	1	2	1	10
vs. Ole Miss	11/23	*	35	11-13	0-0	5-8	1-5-6	4	1	1	2	0	27
vs. George Mason	11/24	*	34	2-4	0-0	3-4	2-2-4	5	1	1	2	2	7
South Dakota	11/27	*	27	3-5	0-0	2-2	2-4-6	3	0	0	6	0	8
at Wichita State	12/1	*	29	5-8	0-1	2-3	4-4-8	2	1	3	3	1	12
at Arizona	12/15	*	26	4-5	0-1	0-0	2-4-6	3	2	3	0	1	8
Stephen F. Austin	12/18	*	37	9-9	0-0	6-10	4-3-7	2	1	1	2	3	24
Oregon	12/21	*	38	6-10	0-0	1-3	3-5-8	2	1	4	2	1	13
New Orleans	12/29	*	29	8-9	0-0	1-1	1-11-12	1	0	2	5	2	17
at TCU	1/5	*	35	7-13	0-1	4-6	2-4-6	2	4	3	1	1	18
Iowa State	1/8	*	34	6-10	0-0	4-6	0-4-4	3	3	0	0	2	16
Kansas	1/12												DNP
at Oklahoma State	1/14												DNP
Texas Tech	1/19												DNP
at West Virginia	1/21												DNP
Alabama	1/26												DNP
at Oklahoma	1/28												DNP
TCU	2/2												DNP
at Texas	2/6												DNP
Kansas State	2/9												DNP
Oklahoma	2/11												DNP
at Texas Tech	2/16												DNP
at Iowa State	2/19												DNP
West Virginia	2/23												DNP
Texas	2/27												DNP
at Kansas State	3/2												DNP
Oklahoma State	3/6												DNP
at Kansas	3/9												DNP
vs. Iowa State	3/14												DNP
vs. Syracuse	3/21												DNP
vs. Gonzaga	3/23												DNP

CLARK'S CAREER STATS

YEAR	GP-GS	MIN-AVG	FG-A	PCT	3FG-A	PCT	FT-A	PCT	OFF-DEF-TOT	AVG	PF-D	A	TO	B	S	TP	AVG
2017-18 (FR.)	33-30	657-19.9	93-153	.608	2-7	.286	36-55	.655	47-101-148	4.5	80-3	25	38	29	18	224	6.8
2018-19 (SO.)	14-14	417-29.8	84-114	.737	1-4	.250	36-54	.667	31-57-88	6.3	41-2	23	23	34	15	205	14.6
CAREER	47-44	1074-22.9	177-267	.663	3-11	.273	72-109	.661	78-158-236	5.0	121-5	48	61	63	33	429	9.1



33 — FREDDIE GILLESPIE

F • 6-9 • 245 • RSR. • 1L
ST. PAUL, MINN. (CARLETON)

CAREER HIGHS

Points: — 14 at Iowa State (2/19/19); vs. Oklahoma State (3/6/19)
 FG: — 7 at Iowa State (2/19/19)
 FGA: — 9 vs. Oklahoma State (3/6/19)
 3FG: —
 3FGA: —
 FT: — 4 at Oklahoma State (1/14/19); vs. Texas Tech (1/19/19)
 FTA: — 6 vs. Oklahoma State (3/6/19)
 Rebounds: — 11 vs. Texas (2/27/19)
 Assists: — 2 vs. Kansas State (2/9/19)
 Turnovers: — 3 vs. Kansas (1/12/19); vs. Kansas State (2/9/19)
 Blocks: — 4 vs. Texas (2/27/19)
 Steals: — 2, five times
 Minutes Played: — 36 vs. Texas (2/27/19)

MISCELLANEOUS

	18-19	BU RECORD
Double-Figure Points:	4	2-2
Double-Figure Rebounds:	2	2-0
Double-Doubles:	1	1-0
2+ Blocks:	9	7-2
Led team in Points:	—	—
Led team in Rebounds:	6	4-2
Led team in Blocks:	9	6-3
Led team in Assists:	—	—
Led team in Bench Points:	6	4-2

GILLESPIE NOTEBOOK

- Former walk-on forward, sat out 2017-18 after transferring from Division III Carleton College in Northfield, Minn.
- Saw 403 minutes of action over 20 games after Tristan Clark's injury last season; played 73 minutes over team's first 14 games
- In 20 games after Clark injury: 6.3 ppg, 4.9 rpg, 1.3 bpg, 20.2 mpg; in team's previous 14 gms, totaled 11 points, 16 rebounds, 3 blocks
- Had first double-double with 14 points (7-8 FGs) and 10 rebounds, 2 blocks in 31 minutes of win at No. 19 Iowa State (2/19/19)
- Had crucial offensive rebound and putback to extend Baylor lead to 57-53 with 35 seconds left in win vs. Oklahoma (2/11/19)
- Awarded scholarship prior to 2018-19 season
- Played only 16 minutes during 2015-16 freshman season at Carleton, totaling 4 points, 7 rebounds and 2 blocks
- Developed into 2nd-team All-MIAC and All-MIAC Defensive Team selection as sophomore in 2016-17
- First played organized basketball in eighth grade and missed parts of three high school seasons with injuries
- AP distinction scholar and summa cum laude graduate at East Ridge High School in Woodbury, Minn.

2018-19 GAME-BY-GAME

OPPONENT	DATE	GS	MIN	FG	3FG	FT	OR-DR-TR	PF	A	T	B	S	PTS
Texas Southern	11/6		18	3-4	0-0	1-3	5-2-7	4	0	1	0	0	7
Southern	11/10	*	22	0-1	0-0	0-0	4-2-6	4	0	0	0	0	0
Prairie View A&M	11/12	*	16	0-1	0-0	0-0	0-2-2	2	1	2	2	0	0
Nicholls State	11/16		8	0-1	0-0	0-1	0-0-0	3	0	0	0	0	0
vs. Ole Miss	11/23		5	0-0	0-0	0-0	1-0-1	1	0	2	0	0	0
vs. George Mason	11/24			DNP									
South Dakota	11/27			DNP									
at Wichita State	12/1			DNP									
at Arizona	12/15			DNP									
Stephen F. Austin	12/18			DNP									
Oregon	12/21			DNP									
New Orleans	12/29		4	2-2	0-0	0-0	0-0-0	0	0	0	1	0	4
at TCU	1/5			DNP									
Iowa State	1/8			DNP									
Kansas	1/12		13	1-4	0-0	0-0	2-1-3	1	0	3	1	2	2
at Oklahoma State	1/14		9	0-0	0-0	4-4	1-1-2	2	0	0	0	1	4
Texas Tech	1/19		20	1-2	0-0	4-4	2-3-5	3	0	1	0	1	6
at West Virginia	1/21		8	1-2	0-0	0-0	3-1-4	4	0	0	0	0	2
Alabama	1/26		16	4-6	0-0	0-0	1-0-1	2	1	1	0	0	8
at Oklahoma	1/28		20	4-6	0-0	0-0	2-5-7	2	0	1	2	0	8
TCU	2/2		17	5-6	0-0	1-2	3-4-7	2	1	1	3	0	11
at Texas	2/6		23	3-3	0-0	1-2	2-2-4	2	1	1	0	1	7
Kansas State	2/9	*	31	6-7	0-0	1-4	6-3-9	4	2	3	2	1	13
Oklahoma	2/11	*	15	1-2	0-0	0-0	2-2-4	3	0	0	3	1	2
at Texas Tech	2/16	*	18	1-4	0-0	0-0	2-4-6	5	0	2	1	0	2
at Iowa State	2/19	*	31	7-8	0-0	0-0	3-7-10	4	0	2	2	0	14
West Virginia	2/23	*	14	0-0	0-0	2-2	0-0-0	5	0	0	1	0	2
Texas	2/27	*	36	4-7	0-0	0-0	4-7-11	2	1	1	4	2	8
at Kansas State	3/2	*	20	3-4	0-0	1-1	3-3-6	3	1	1	0	2	7
Oklahoma State	3/6		27	6-9	0-0	2-6	2-1-3	1	0	0	1	2	14
at Kansas	3/9	*	20	1-4	0-0	0-2	3-1-4	4	0	1	1	2	2
vs. Iowa State	3/14	*	26	1-1	0-0	0-1	2-4-6	3	0	0	2	0	2
vs. Syracuse	3/21		20	4-4	0-0	0-0	1-4-5	3	1	2	2	1	8
vs. Gonzaga	3/23		19	2-4	0-0	0-0	1-0-1	2	0	1	0	1	4

GILLESPIE'S CARLETON STATS

YEAR	GP-GS	MIN-AVG	FG-A	PCT	3FG-A	PCT	FT-A	PCT	OFF-DEF-TOT	AVG	PF-D	A	TO	B	S	TP	AVG
2015-16 (FR.)	4-0	16-4.0	1-2	.500	0-0	.000	2-8	.250	0-7-7	1.8	2-0	1	0	2	1	4	1.0
2016-17 (SO.)	27-23	616-22.8	117-220	.532	0-0	.000	35-60	.583	72-152-224	8.3	75-3	22	37	69	15	269	10.0
CAREER	31-23	632-20.4	118-222	.532	0-0	.000	37-68	.544	72-159-231	7.5	77-3	23	37	71	16	273	8.8

GILLESPIE'S BAYLOR STATS

YEAR	GP-GS	MIN-AVG	FG-A	PCT	3FG-A	PCT	FT-A	PCT	OFF-DEF-TOT	AVG	PF-D	A	TO	B	S	TP	AVG
2018-19 (RJR.)	26-11	476-18.3	60-92	.652	0-0	.000	17-32	.531	55-59-114	4.4	71-2	9	26	28	17	137	5.3
BU CAREER	26-11	476-18.3	60-92	.652	0-0	.000	17-32	.531	55-59-114	4.4	71-2	9	26	28	17	137	5.3
NCAA CAREER	57-34	1108-19.4	178-314	.567	0-0	.000	54-100	.540	127-218-345	6.1	148-5	32	63	99	33	410	7.2



24 – MATTHEW MAYER

G/F • 6-9 • 210 • SO. • 1L

AUSTIN, TEXAS (WESTLAKE HS)

CAREER HIGHS

Points: – 18 vs. Nicholls (11/16/18)
 FG: – 7 vs. Nicholls (11/16/18)
 FGA: – 12 vs. Nicholls (11/16/18)
 3FG: – 3 vs. Nicholls (11/16/18)
 3FGA: – 6 vs. Nicholls (11/16/18)
 FT: – 5, three times
 FTA: – 8 at Texas Tech (2/16/19)
 Rebounds: – 7 vs. Ole Miss (11/23/18)
 Assists: – 3 vs. Alabama (1/26/19); vs. TCU (2/2/19)
 Turnovers: – 5 vs. Ole Miss (11/23/18)
 Blocks: – 2 vs. Alabama (1/26/19)
 Steals: – 4 at Oklahoma (1/28/19)
 Minutes Played: – 30 vs. Ole Miss (11/23/18)

MISCELLANEOUS

	18-19	BU RECORD
Double-Figure Points:	5	2-3
Double-Figure Rebounds:	–	–
Double-Doubles:	–	–
5+ Assists:	–	–
Led team in Points:	1	1-0
Led team in Rebounds:	1	0-1
Led team in Blocks:	2	1-1
Led team in Assists:	–	–
Led team in Bench Points:	10	4-6

MAYER NOTEBOOK


- Sophomore wing with length, range and quick release, provides instant offense off bench
- Played off bench in 33 of 34 games last season, including 21 games with double-digit minutes played
- Scored in double-figures off bench in 5 games last season, including 18 vs. Nicholls State, 17 at TCU and 10 at Texas
- Scored 17 points on just 5-of-9 shooting in 14 minutes off bench at TCU (1/5/19)
- Posted game-high 18 points in just 18 minutes off bench vs. Nicholls State (11/16/18)
- Four-star recruit from Austin's Westlake High School, ranked among top-100 recruits nationally in 2018 class
- Helped Westlake to 36-4 record as senior in 2017-18, playing alongside Xavier's Keonte Kennedy and Texas' Brock Cunningham
- Committed to Baylor in June 2017, more than a year prior to enrolling at BU

2018-19 GAME-BY-GAME

OPPONENT	DATE	GS	MIN	FG	3FG	FT	OR-DR-TR	PF	A	T	B	S	PTS
Texas Southern	11/6		11	0-8	0-2	0-1	5-1-6	0	0	2	0	0	0
Southern	11/10		16	3-9	1-4	5-6	0-2-2	2	2	0	0	1	12
Prairie View A&M	11/12		9	2-4	0-0	0-0	0-2-2	2	1	0	1	0	4
Nicholls State	11/16		18	7-12	3-6	1-2	1-4-5	1	0	0	1	0	18
vs. Ole Miss	11/23		30	3-7	1-4	5-6	2-5-7	4	1	5	0	0	12
vs. George Mason	11/24		10	1-4	0-1	0-0	0-1-1	2	0	2	0	0	2
South Dakota	11/27		15	3-9	2-4	1-2	0-4-4	1	2	0	0	0	9
at Wichita State	12/1		11	1-3	0-1	2-3	1-0-1	1	0	0	1	0	4
at Arizona	12/15		14	0-3	0-1	1-2	1-0-1	1	2	0	0	0	1
Stephen F. Austin	12/18		7	2-5	2-3	0-0	1-0-1	1	0	0	1	1	6
Oregon	12/21		9	0-1	0-1	0-0	0-0-0	0	0	2	0	0	0
New Orleans	12/29		12	1-6	1-2	0-0	0-0-0	0	2	0	1	1	3
at TCU	1/5		14	5-9	2-3	5-7	0-2-2	0	1	0	0	1	17
Iowa State	1/8		8	0-2	0-2	0-0	0-0-0	0	0	1	0	1	0
Kansas	1/12		12	3-10	0-2	1-1	2-1-3	3	1	0	0	1	7
at Oklahoma State	1/14		2	0-1	0-0	0-0	0-0-0	0	0	0	0	1	0
Texas Tech	1/19		3	0-2	0-2	0-0	0-1-1	1	0	0	0	1	0
at West Virginia	1/21		13	0-3	0-2	0-2	1-1-2	1	1	0	0	0	0
Alabama	1/26		22	4-8	0-2	1-1	1-4-5	0	3	1	2	1	9
at Oklahoma	1/28		21	1-3	1-2	1-2	0-3-3	1	2	2	0	4	4
TCU	2/2		18	2-7	1-4	0-0	2-3-5	1	3	0	0	0	5
at Texas	2/6		14	4-7	2-4	0-0	2-1-3	3	1	3	0	1	10
Kansas State	2/9		16	2-7	1-3	2-2	2-1-3	1	1	2	0	0	7
Oklahoma	2/11		11	2-6	1-2	0-0	0-1-1	1	0	2	0	0	5
at Texas Tech	2/16		22	1-6	1-3	4-8	0-1-1	4	0	1	1	1	7
at Iowa State	2/19		8	0-0	0-0	0-0	1-1-2	0	0	0	0	0	0
West Virginia	2/23		13	1-4	1-2	0-0	1-2-3	3	0	0	0	0	3
Texas	2/27		5	0-1	0-1	0-0	0-0-0	0	1	0	0	0	0
at Kansas State	3/2		1	0-1	0-0	0-0	0-0-0	0	0	0	0	0	0
Oklahoma State	3/6					DNP							
at Kansas	3/9		15	1-4	0-2	2-2	1-1-2	0	2	1	0	2	4
vs. Iowa State	3/14		1	1-1	0-0	0-0	0-0-0	0	0	0	0	0	2
vs. Syracuse	3/21		4	1-1	0-0	0-0	0-0-0	0	0	0	0	0	2
vs. Gonzaga	3/23		3	0-0	0-0	0-0	0-0-0	0	0	1	0	0	0

MAYER'S CAREER STATS

YEAR	GP-GS	MIN-AVG	FG-A	PCT	3FG-A	PCT	FT-A	PCT	OFF-DEF-TOT	AVG	PF-D	A	TO	B	S	TP	AVG
2018-19 (FR.)	33-0	388-11.8	51-154	.331	20-65	.308	31-47	.660	24-42-66	2.0	34-0	26	25	8	17	153	4.6
CAREER	33-0	388-11.8	51-154	.331	20-65	.308	31-47	.660	24-42-66	2.0	34-0	26	25	8	17	153	4.6



45 – DAVION MITCHELL

G • 6-2 • 195 • RSO. • SO
HINESVILLE, GA. (AUBURN)

SEASON HIGHS

Points: –
FG: –
FGA: –
3FG: –
3FGA: –
FT: –
FTA: –
Rebounds: –
Assists: –
Steals: –
Blocks: –
Turnovers: –
Minutes Played: –

CAREER HIGHS

Points: – 10 vs. George Mason (12/3/17); vs. UConn (12/23/17)*
FG: – 4, three times*
FGA: – 7 vs. George Mason (12/3/17)*
3FG: – 2, three times*
3FGA: – 4, five times*
FT: – 4 vs. Norfolk State (11/10/17); vs. Winthrop (11/24/17)*
FTA: – 5 vs. Norfolk State (11/10/17)*
Rebounds: – 4 vs. Norfolk State (11/10/17)*
Assists: – 5 vs. Winthrop (11/24/17); at Alabama (11/17/18)*
Steals: – 3 vs. Alabama (3/9/18)*
Blocks: – 1 vs. Missouri (1/24/18)*
Turnovers: – 4 vs. Texas A&M (2/7/18)*
Minutes Played: – 25 vs. Hofstra (11/19/17)*

* - while at Auburn

MISCELLANEOUS

	19-20	BU RECORD
Double-Figure Points:	–	–
Double-Figure Rebounds:	–	–
Double-Doubles:	–	–
2+ Blocks:	–	–
Led team in Points:	–	–
Led team in Rebounds:	–	–
Led team in Blocks:	–	–
Led team in Assists:	–	–

MITCHELL NOTEBOOK

- Lightning quick redshirt sophomore point guard, sat out last season after transferring to Baylor from Auburn
- Came off bench in all 34 games as freshman at Auburn in 2017-18, helping Tigers to 26-8 record and SEC title
- Consensus 4-star recruit, ranked as high as No. 33 nationally in 2017 class by 247Sports
- Has perfect 12-0 record in collegiate games in which he's played 20+ minutes (12-0 at Auburn in 2017-18)
- Ranked 2nd on Auburn team with .566 2-point FG percentage and 18.4 assist rate in 2017-18
- Has team-high 41-inch max vertical, 33.5-inch no-step vertical

2019-20 GAME-BY-GAME

OPPONENT	DATE	GS	MIN	FG	3FG	FT	OR-DR-TR	PF	A	T	B	S	PTS
Central Arkansas	11/5												
vs. Washington	11/8												
Texas State	11/15												
vs. Ohio	11/21												
vs. TBD	11/22												
vs. TBD	11/24												
Maryland-Eastern Shore	12/3												
Arizona	12/7												
Butler	12/10												
vs. UT Martin	12/18												
Jackson State	12/30												
Texas	1/4												
at Texas Tech	1/7												
at Kansas	1/11												
Iowa State	1/15												
at Oklahoma State	1/18												
Oklahoma	1/20												
at Florida	1/25												
at Iowa State	1/29												
TCU	2/1												
at Kansas State	2/3												
Oklahoma State	2/8												
at Texas	2/10												
West Virginia	2/15												
at Oklahoma	2/18												
Kansas	2/22												
Kansas State	2/25												
at TCU	2/29												
Texas Tech	3/2												
at West Virginia	3/7												

MITCHELL'S AUBURN STATS

YEAR	GP-GS	MIN-AVG	FG-A	PCT	3FG-A	PCT	FT-A	PCT	OFF-DEF-TOT	AVG	PF-D	A	TO	B	S	TP	AVG
2017-18 (FR.)	34-0	582-17.1	45-105	.429	15-52	.288	21-31	.677	9-30-39	1.1	73-1	63	38	1	18	126	3.7

MITCHELL'S BAYLOR STATS

YEAR	GP-GS	MIN-AVG	FG-A	PCT	3FG-A	PCT	FT-A	PCT	OFF-DEF-TOT	AVG	PF-D	A	TO	B	S	TP	AVG
2019-20 (RSO.)																	

NCAA CAREER



13 – JACKSON MOFFATT

G/F • 6-6 • 210 • RFR. • SQ
MAGNOLIA, TEXAS (MAGNOLIA HS)

SEASON/CAREER HIGHS

- Points: –
- FG: –
- FGA: –
- 3FG: –
- 3FGA: –
- FT: –
- FTA: –
- Rebounds: –
- Assists: –
- Steals: –
- Blocks: –
- Turnovers: –
- Minutes Played: –

MISCELLANEOUS

	18-19	BU RECORD
Double-Figure Points:	–	–
Double-Figure Rebounds:	–	–
Double-Doubles:	–	–
5+ Assists:	–	–
Led team in Points:	–	–
Led team in Rebounds:	–	–
Led team in Blocks:	–	–
Led team in Assists:	–	–


MOFFATT NOTEBOOK

- Redshirt freshman walk-on wing from Magnolia High School, played on practice squad last season
- Scored 2,066 points during prep career, becoming Magnolia’s all-time leading scorer
- Named 2018 District 20-5A Offensive MVP after averaging 25.5 points and 8.0 rebounds
- 3-time first-team All-District 20-5A honoree and 2-time TABC All-Region selection
- Holds MHS record for single-game scoring with 45-point game

2019-20 GAME-BY-GAME

OPPONENT	DATE	GS	MIN	FG	3FG	FT	OR-DR-TR	PF	A	T	B	S	PTS
Central Arkansas	11/5												
vs. Washington	11/8												
Texas State	11/15												
vs. Ohio	11/21												
vs. TBD	11/22												
vs. TBD	11/24												
Maryland-Eastern Shore	12/3												
Arizona	12/7												
Butler	12/10												
vs. UT Martin	12/18												
Jackson State	12/30												
Texas	1/4												
at Texas Tech	1/7												
at Kansas	1/11												
Iowa State	1/15												
at Oklahoma State	1/18												
Oklahoma	1/20												
at Florida	1/25												
at Iowa State	1/29												
TCU	2/1												
at Kansas State	2/3												
Oklahoma State	2/8												
at Texas	2/10												
West Virginia	2/15												
at Oklahoma	2/18												
Kansas	2/22												
Kansas State	2/25												
at TCU	2/29												
Texas Tech	3/2												
at West Virginia	3/7												

MOFFATT'S CAREER STATS																	
YEAR	GP-GS	MIN-AVG	FG-A	PCT	3FG-A	PCT	FT-A	PCT	OFF-DEF-TOT	AVG	PF-D	A	TO	B	S	TP	AVG
2019-20 (RFR.)																	
CAREER																	



15 – OBIM OKEKE

G • 6-0 • 225 • SR. • 1L
LAS VEGAS, NEV. (BISHOP GORMAN HS)

SEASON HIGHS

Points: – 3 at Oklahoma (1/28/19); vs. Iowa State (3/14/19)
FG: – 1, four times
FGA: – 3 at Texas Tech (2/16/19)
3FG: – 1 at Oklahoma (1/28/19); vs. Iowa State (3/14/19)
3FGA: – 2 vs. Nicholls State (11/16/18); at Texas Tech (2/16/19)
FT: –
FTA: –
Rebounds: – 1, three times
Assists: –
Turnovers: – 1 vs. Southern (11/10/18); at Texas Tech (2/16/19)
Blocks: –
Steals: – 1 vs. Southern (11/10/18); vs. Kansas State (2/9/19)
Minutes Played: – 10 vs. Kansas State (2/9/19)

CAREER HIGHS

Points: – 3, three times
FG: – 1, five times
FGA: – 3 vs. Texas Southern (12/14/17); at Texas Tech (2/16/19)
3FG: – 1, three times
3FGA: – 2, four times
FT: –
FTA: –
Rebounds: – 2 vs. Savannah State (12/17/17)
Assists: – 1, three times
Turnovers: – 2 vs. Southern (12/20/17)
Blocks: –
Steals: – 1, three times
Minutes Played: – 10 vs. Kansas State (2/9/19)

MISCELLANEOUS

	18-19	BU RECORD
Double-Figure Points:	–	–
Led team in Points:	–	–
Led team in Rebounds:	–	–
Led team in Assists:	–	–

OKEKE NOTEBOOK

- Senior walk-on guard, played 3 seasons on Baylor football team before switching to MBB after 2017 FB season
- Came off bench to play 9 games last season, including 2 conference games with 9+ minutes as back-up point guard
- Appeared in 16 games during BU basketball career, totaling 13 points, 4 rebounds, 3 assists and 3 steals in 53 minutes
- Played career-high 10 minutes vs. K-State (2/9/19), filling in as back-up point guard with Mason and McClure injured
- Made Baylor MBB debut vs. Sam Houston State on Dec. 4, 2017, just 10 days after finishing football season
- Played in 5 football games during 2 seasons of action with Baylor football as running back and kick returner
- Won 5 state titles at Bishop Gorman HS in Las Vegas, 3 in basketball and 2 in football

2018-19 GAME-BY-GAME

OPPONENT	DATE	GS	MIN	FG	3FG	FT	OR-DR-TR	PF	A	T	B	S	PTS
Texas Southern	11/6	2	0-0	0-0	0-0	0-0-0	2	0	0	0	0	0	0
Southern	11/10	2	0-1	0-1	0-0	0-0-0	0	0	1	0	1	0	0
Prairie View A&M	11/12		DNP										
Nicholls State	11/16	4	0-2	0-2	0-0	0-0-0	1	0	0	0	0	0	0
vs. Ole Miss	11/23		DNP										
vs. George Mason	11/24		DNP										
South Dakota	11/27		DNP										
at Wichita State	12/1		DNP										
at Arizona	12/15		DNP										
Stephen F. Austin	12/18		DNP										
Oregon	12/21		DNP										
New Orleans	12/29	1	0-1	0-1	0-0	0-0-0	0	0	0	0	0	0	0
at TCU	1/5		DNP										
Iowa State	1/8		DNP										
Kansas	1/12		DNP										
at Oklahoma State	1/14		DNP										
Texas Tech	1/19		DNP										
at West Virginia	1/21		DNP										
Alabama	1/26		DNP										
at Oklahoma	1/28	1	1-1	1-1	0-0	0-0-0	1	0	0	0	0	0	3
TCU	2/2	2	1-1	0-0	0-0	1-0-1	0	0	0	0	0	0	2
at Texas	2/6		DNP										
Kansas State	2/9	10	0-1	0-1	0-0	0-1-1	2	0	0	0	1	0	0
Oklahoma	2/11		DNP										
at Texas Tech	2/16	9	1-3	0-2	0-0	0-0-0	1	0	1	0	0	0	2
at Iowa State	2/19		DNP										
West Virginia	2/23		DNP										
Texas	2/27		DNP										
at Kansas State	3/2		DNP										
Oklahoma State	3/6		DNP										
at Kansas	3/9		DNP										
vs. Iowa State	3/14	1	1-1	1-1	0-0	0-1-1	0	0	0	0	0	0	3
vs. Syracuse	3/21		DNP										
vs. Gonzaga	3/23		DNP										

OKEKE'S CAREER STATS

YEAR	GP-GS	MIN-AVG	FG-A	PCT	3FG-A	PCT	FT-A	PCT	OFF-DEF-TOT	AVG	PF-D	A	TO	B	S	TP	AVG
2017-18 (SO.)	7-0	21-3.0	1-8	.125	1-7	.143	0-0	.000	1-1-2	0.3	1-0	3	3	0	1	3	0.4
2018-19 (JR.)	9-0	32-3.6	4-11	.364	2-9	.222	0-0	.000	1-2-3	0.3	7-0	0	2	0	2	10	1.1
CAREER	16-0	53-3.3	5-19	.263	3-16	.188	0-0	.000	2-3-5	0.3	8-0	3	5	0	3	13	0.8



31 – MACIO TEAGUE

G • 6-3 • 195 • R.JR. • SO
CINCINNATI, OHIO (UNC ASHEVILLE)

SEASON HIGHS

Points: –
 FG: –
 FGA: –
 3FG: –
 3FGA: –
 FT: –
 FTA: –
 Rebounds: –
 Assists: –
 Steals: –
 Blocks: –
 Turnovers: –
 Minutes Played: –

CAREER HIGHS

Points: – 36 at Campbell (2/1/18)*
 FG: – 14 at Campbell (2/1/18)*
 FGA: – 24 vs. USC (3/13/18)*
 3FG: – 7 at Campbell (2/1/18)*
 3FGA: – 15 at Campbell (2/1/18)*
 FT: – 12 at Charleston Southern (1/14/17)*
 FTA: – 14 vs. High Point (1/27/18)*
 Rebounds: – 11 at UNC Greensboro (12/19/17)*
 Assists: – 8 vs. Wofford (11/26/17)*
 Steals: – 5 at Coastal Carolina (12/3/16)*
 Blocks: – 1, 11 times*
 Turnovers: – 8 at Rhode Island (11/10/17)*
 Minutes Played: – 49 vs. USC (3/13/18)*

* - while at UNC Asheville

MISCELLANEOUS

	19-20	BU RECORD
Double-Figure Points:	–	–
Double-Figure Rebounds:	–	–
Double-Doubles:	–	–
2+ Blocks:	–	–
Led team in Points:	–	–
Led team in Rebounds:	–	–
Led team in Blocks:	–	–
Led team in Assists:	–	–

TEAGUE NOTEBOOK

- Redshirt junior guard, sat out last season as transfer from UNC Asheville; played on practice squad
- Two-time first-team All-Big South honoree at UNC Asheville, 3x Big South Player of the Week
- Made at least one 3-pointer in 25 consecutive games entering 2019-20 season, including 21 games with 2+ 3FGs
- Has 7 career games with 6+ made 3FGs, 11 games with 5+ made 3FGs and 29 games with 3+ made 3FGs
- Scored 1,078 points over 2 seasons at UNCA, 4th player in Big South history to reach 1k as soph.
- Played all 68 games (67 starts) at UNCA, scored in double-figures 54 times, had 20 games with 20+ pts
- Made nearly 3 treys per game (2.85) as sophomore at UNC Asheville in 2017-18
- Career .437 3-point shooter, averaging 2.5 made 3s per games (167-of-382 over 68 games)

2019-20 GAME-BY-GAME

OPPONENT	DATE	GS	MIN	FG	3FG	FT	OR-DR-TR	PF	A	T	B	S	PTS
Central Arkansas	11/5												
vs. Washington	11/8												
Texas State	11/15												
vs. Ohio	11/21												
vs. TBD	11/22												
vs. TBD	11/24												
Maryland-Eastern Shore	12/3												
Arizona	12/7												
Butler	12/10												
vs. UT Martin	12/18												
Jackson State	12/30												
Texas	1/4												
at Texas Tech	1/7												
at Kansas	1/11												
Iowa State	1/15												
at Oklahoma State	1/18												
Oklahoma	1/20												
at Florida	1/25												
at Iowa State	1/29												
TCU	2/1												
at Kansas State	2/3												
Oklahoma State	2/8												
at Texas	2/10												
West Virginia	2/15												
at Oklahoma	2/18												
Kansas	2/22												
Kansas State	2/25												
at TCU	2/29												
Texas Tech	3/2												
at West Virginia	3/7												

TEAGUE'S UNC ASHEVILLE STATS

YEAR	GP-GS	MIN-AVG	FG-A	PCT	3FG-A	PCT	FT-A	PCT	OFF-DEF-TOT	AVG	PF-D	A	TO	B	S	TP	AVG
2016-17 (FR.)	33-32	1124-34.1	169-361	.468	70-154	.455	101-114	.886	18-133-151	4.6	46-0	90	31	7	36	509	15.4
2017-18 (SO.)	34-34	1200-35.3	181-433	.418	97-228	.425	110-127	.866	17-132-149	4.4	57-0	85	70	4	54	569	16.7
CAREER	67-66	2324-34.7	350-794	.441	167-382	.437	211-241	.876	35-265-300	4.5	103-0	175	101	11	90	1078	16.1

TEAGUE'S BAYLOR STATS

YEAR	GP-GS	MIN-AVG	FG-A	PCT	3FG-A	PCT	FT-A	PCT	OFF-DEF-TOT	AVG	PF-D	A	TO	B	S	TP	AVG
2019-20 (RJR.)																	
NCAA CAREER																	



0 – FLO THAMBA

F • 6-10 • 240 • SO. • 1L
KINSHASA, CONGO (MOUNTAIN MISSION SCHOOL)

CAREER HIGHS

Points: – 6 vs. Southern (11/10/18); vs. Kansas (1/12/19)
FG: – 3 vs. Southern (11/10/18); vs. Kansas (1/12/19)
FGA: – 5 vs. Kansas (1/12/19)
3FG: –
3FGA: –
FT: – 3 vs. Nicholls (11/16/18); at Texas Tech (2/16/19)
FTA: – 4, four times
Rebounds: – 6, three times
Assists: – 3 vs. TCU (2/2/19)
Turnovers: – 2, seven times
Blocks: – 2, six times
Steals: – 1, six times
Minutes Played: – 21 at OSU (1/14/19); vs. Oklahoma (2/11/19)

MISCELLANEOUS

	18-19	BU RECORD
Double-Figure Points:	–	–
Double-Figure Rebounds:	–	–
Double-Doubles:	–	–
2+ Blocks:	6	5-1
Led team in Points:	–	–
Led team in Rebounds:	–	–
Led team in Blocks:	5	3-2
Led team in Assists:	–	–

THAMBA NOTEBOOK

- Sophomore big man with 7-foot-6 wingspan, originally from Kinshasa, Democratic Republic of the Congo
- Averaged 11.3 minutes in 20 games after Tristan Clark's injury – averaged 7.6 mpg prior to injury
- Came off bench in 33 of 34 games as freshman in 2018-19, including 15 games with double-digit minutes
- Had season-highs of 6 rebounds, 3 assists and 2 blocks in just 14 minutes vs. TCU (2/2/19)
- Born in Congo, lived in England, France and South Africa, emigrated to United States in 2014
- Averaged 14.0 points, 10.0 rebounds and 1.5 blocks as senior at Mountain Mission School in Grundy, Va.
- Late addition to 2018 signing class, ranked No. 243 overall and No. 34 center by 247Sports

2018-19 GAME-BY-GAME

OPPONENT	DATE	GS	MIN	FG	3FG	FT	OR-DR-TR	PF	A	T	B	S	PTS
Texas Southern	11/6	9	2-3	0-0	0-1	2-1-3	0	0	1	1	0	0	4
Southern	11/10	13	3-3	0-0	0-0	2-3-5	1	0	1	1	0	0	6
Prairie View A&M	11/12	4	1-1	0-0	0-0	0-0-0	2	0	0	0	0	0	2
Nicholls State	11/16	14	1-2	0-0	3-4	0-3-3	3	1	1	0	0	0	5
vs. Ole Miss	11/23		DNP										
vs. George Mason	11/24	19	0-0	0-0	2-4	1-0-1	3	1	0	1	0	0	2
South Dakota	11/27	4	0-2	0-0	0-0	2-0-2	1	0	0	0	0	0	0
at Wichita State	12/1	5	0-0	0-0	0-0	0-0-0	2	0	0	0	0	0	0
at Arizona	12/15	14	1-2	0-0	0-0	3-1-4	1	0	1	1	0	0	2
Stephen F. Austin	12/18	4	0-1	0-0	0-0	0-2-2	1	0	0	1	0	0	0
Oregon	12/21	2	0-0	0-0	0-0	0-0-0	0	0	0	0	0	0	0
New Orleans	12/29	11	0-0	0-0	2-2	2-1-3	4	0	2	2	1	2	2
at TCU	1/5	1	0-0	0-0	0-0	0-0-0	1	0	1	0	0	0	0
Iowa State	1/8	6	0-1	0-0	0-0	0-1-1	1	0	0	2	0	0	0
Kansas	1/12	13	3-5	0-0	0-0	3-3-6	1	0	1	1	1	1	6
at Oklahoma State	1/14	21	1-1	0-0	0-0	0-0-0	2	1	2	1	0	2	2
Texas Tech	1/19	16	0-0	0-0	1-2	0-2-2	2	0	2	0	1	1	1
at West Virginia	1/21	16	2-2	0-0	1-4	3-3-6	3	2	1	0	0	0	5
Alabama	1/26	17	0-2	0-0	0-0	1-4-5	1	0	0	2	0	0	0
at Oklahoma	1/28	11	2-2	0-0	0-0	0-1-1	4	0	1	1	0	0	4
TCU	2/2	14	1-1	0-0	0-0	3-3-6	2	3	0	2	0	0	2
at Texas	2/6	12	2-2	0-0	0-1	1-1-2	3	0	1	0	0	0	4
Kansas State	2/9	9	0-0	0-0	0-0	0-0-0	1	0	1	2	0	0	0
Oklahoma	2/11	21	0-0	0-0	0-0	1-3-4	2	2	0	2	0	0	0
at Texas Tech	2/16	17	1-3	0-0	3-4	2-3-5	4	0	2	0	0	0	5
at Iowa State	2/19	9	1-3	0-0	1-2	2-2-4	0	0	0	0	1	3	3
West Virginia	2/23	9	0-0	0-0	1-2	0-2-2	4	0	0	0	0	0	1
Texas	2/27	2	0-0	0-0	0-0	0-0-0	0	0	0	0	1	0	0
at Kansas State	3/2	5	0-1	0-0	1-2	1-1-2	2	0	2	0	0	0	1
Oklahoma State	3/6	2	0-0	0-0	0-0	0-0-0	0	0	0	0	0	0	0
at Kansas	3/9	16	0-2	0-0	1-2	1-1-2	5	0	2	0	1	1	1
vs. Iowa State	3/14	4	0-0	0-0	0-0	0-0-0	1	0	2	0	0	0	0
vs. Syracuse	3/21	8	0-0	0-0	0-0	1-0-1	1	1	0	0	0	0	0
vs. Gonzaga	3/23	3	0-0	0-0	0-0	0-0-0	1	0	0	1	0	0	0

THAMBA'S CAREER STATS																	
YEAR	GP-GS	MIN-AVG	FG-A	PCT	3FG-A	PCT	FT-A	PCT	OFF-DEF-TOT	AVG	PF-D	A	TO	B	S	TP	AVG
2018-19 (FR.)	33-0	331-10.0	21-39	.538	0-0	.000	16-30	.533	31-41-72	2.2	57-1	11	24	21	6	58	1.8
CAREER	33-0	331-10.0	21-39	.538	0-0	.000	16-30	.533	31-41-72	2.2	57-1	11	24	21	6	58	1.8



5 – JORDAN TURNER

G/F • 6-7 • 195 • FR. • HS
HOUSTON, TEXAS (SUNRISE CHRISTIAN)

SEASON/CAREER HIGHS

Points: –
FG: –
FGA: –
3FG: –
3FGA: –
FT: –
FTA: –
Rebounds: –
Assists: –
Steals: –
Blocks: –
Turnovers: –
Minutes Played: –

MISCELLANEOUS

	19-20	BU RECORD
Double-Figure Points:	–	–
Double-Figure Rebounds:	–	–
Double-Doubles:	–	–
2+ Blocks:	–	–
Led team in Points:	–	–
Led team in Rebounds:	–	–
Led team in Blocks:	–	–
Led team in Assists:	–	–


TURNER NOTEBOOK

- Freshman wing from Houston, attended Sunrise Christian in Bel Aire, Kan. for final 2 prep seasons
- Ranked No. 11 recruit in Texas and No. 24 SF nationally in 2019 signing class by ESPN
- Played first two prep seasons at Global Learning Village in Houston
- Twin brother, Jalyn, is freshman on Central Oklahoma basketball squad

2019-20 GAME-BY-GAME

OPPONENT	DATE	GS	MIN	FG	3FG	FT	OR-DR-TR	PF	A	T	B	S	PTS
Central Arkansas	11/5												
vs. Washington	11/8												
Texas State	11/15												
vs. Ohio	11/21												
vs. TBD	11/22												
vs. TBD	11/24												
Maryland-Eastern Shore	12/3												
Arizona	12/7												
Butler	12/10												
vs. UT Martin	12/18												
Jackson State	12/30												
Texas	1/4												
at Texas Tech	1/7												
at Kansas	1/11												
Iowa State	1/15												
at Oklahoma State	1/18												
Oklahoma	1/20												
at Florida	1/25												
at Iowa State	1/29												
TCU	2/1												
at Kansas State	2/3												
Oklahoma State	2/8												
at Texas	2/10												
West Virginia	2/15												
at Oklahoma	2/18												
Kansas	2/22												
Kansas State	2/25												
at TCU	2/29												
Texas Tech	3/2												
at West Virginia	3/7												

TURNER'S CAREER STATS																	
YEAR	GP-GS	MIN-AVG	FG-A	PCT	3FG-A	PCT	FT-A	PCT	OFF-DEF-TOT	AVG	PF-D	A	TO	B	S	TP	AVG
2019-20 (FR.)																	
CAREER																	



11 – MARK VITAL

G/F • 6-5 • 230 • R/JR • 2L

LAKE CHARLES, LA. (ADVANCED PREP INT'L (TEXAS))

SEASON HIGHS

Points: – 17 vs. Gonzaga (3/23/19)
FG: – 7 vs. Gonzaga (3/23/19)
FGA: – 13 vs. Kansas (1/12/19)
3FG: – 1, four times
3FGA: – 3 vs. Texas Southern (11/6/18); at Oklahoma (1/28/19)
FT: – 7 vs. Texas (2/27/19)
FTA: – 10 vs. Prairie View A&M (11/12/18); vs. Nicholls (11/16/18)
Rebounds: – 17 at Arizona (12/15/18)
Assists: – 5, three times
Turnovers: – 6 vs. SFA (12/18/18)
Blocks: – 3, three times
Steals: – 5 vs. SFA (12/18/18)
Minutes Played: – 41 vs. Texas (2/27/19)

CAREER HIGHS

Points: – 17 vs. Gonzaga (3/23/19)
FG: – 7 vs. Gonzaga (3/23/19)
FGA: – 13 vs. Kansas (1/12/19)
3FG: – 1, five times
3FGA: – 3 vs. Texas Southern (11/6/18); at Oklahoma (1/28/19)
FT: – 7 vs. Texas (2/27/19)
FTA: – 10 vs. Prairie View A&M (11/12/18); vs. Nicholls (11/16/18)
Rebounds: – 17 at Arizona (12/15/18)
Assists: – 8 vs. Oklahoma State (1/15/18)
Turnovers: – 7 vs. Kansas (2/10/18)
Blocks: – 3, four times
Steals: – 5 vs. SFA (12/18/18)
Minutes Played: – 41 vs. Texas (2/27/19)

MISCELLANEOUS

	18-19	CAREER	BU RECORD
Double-Figure Points:	10	19	9-10
Double-Figure Rebounds:	7	9	7-2
Double-Doubles:	2	2	2-0
5+ Assists:	3	7	6-1
2+ Blocks	10	14	9-5
Led team in Points:	2	3	0-3
Led team in Rebounds:	18	26	17-9
Led team in Assists:	7	13	7-6
Led team in Blocks:	11	15	8-7
Led team in Bench Points:	–	6	5-1

VITAL NOTEBOOK

- High-flying redshirt junior guard/forward from Lake Charles, La., sat out 2016-17 season before debuting in 2017-18
- Named 2019 All-Big 12 honorable mention and selected to Big 12 All-Defensive Team by league's coaches
- Started all 34 games last season (11 at 5-spot, 21 at 4-spot, 2 at 3-spot); has started 52 of team's last 56 games
- Shot 68% at foul line (38-of-56) over last half of 2018-19; shot 40% in first half of season (26-of-65)
- Has scored in double-figures 19 times during BU career, has 9 games with double-digit rebounds and 2 double-doubles
- Had career-high 17 points with 8 rebounds in 29 minutes of NCAA Tournament 2nd Round vs. Gonzaga (3/23/19)
- Went perfect 7-for-7 at foul line and posted 13 points, 8 rebounds and 3 assists in 84-83 OT win vs. Texas (2/27/17)
- Posted 2nd career double-double with career-high 15 points, 14 rebounds, 2 assists and 2 blocks in win vs. West Virginia (2/23/19)
- Had career-high 17 rebounds (9 offensive) in win at Arizona (12/15/18), out-rebounding all 9 Arizona players combined (14 rebounds)
- Career-first double-double with 11 points, 11 rebounds and 5 assists in 29 minutes vs. Nicholls State (11/16/18)
- Played in every game vs. NCAA opponents during Baylor career (lone missed game was vs. Randall in 2017-18)
- Nicknamed "Baby Rico" after former Baylor All-American power forward and fellow Louisianan Rico Gathers
- Committed to Baylor in September 2013, more than two years before signing day

2018-19 GAME-BY-GAME

OPPONENT	DATE	GS	MIN	FG	3FG	FT	OR-DR-TR	PF	A	T	B	S	PTS
Texas Southern	11/6	*	28	4-8	1-3	1-2	5-4-9	4	3	5	0	2	10
Southern	11/10	*	27	1-8	1-2	0-2	2-4-6	3	2	2	2	0	3
Prairie View A&M	11/12	*	30	0-3	0-1	4-10	0-3-3	2	4	3	1	1	4
Nicholls State	11/16	*	29	2-6	1-2	6-10	6-5-11	1	5	2	0	0	11
vs. Ole Miss	11/23	*	11	0-1	0-0	0-0	1-1-2	5	1	2	0	0	0
vs. George Mason	11/24	*	16	1-2	0-0	0-0	2-4-6	4	0	2	2	0	2
South Dakota	11/27	*	37	3-6	0-1	1-2	3-6-9	3	2	3	2	2	7
at Wichita State	12/1	*	33	3-4	0-0	3-4	3-5-8	3	2	3	2	1	9
at Arizona	12/15	*	36	2-6	0-2	1-7	9-8-17	3	2	2	1	1	5
Stephen F. Austin	12/18	*	36	3-5	0-1	1-5	7-5-12	2	1	6	0	5	7
Oregon	12/21	*	29	4-4	0-0	3-6	4-4-8	3	1	0	0	0	11
New Orleans	12/29	*	18	0-1	0-0	0-4	1-3-4	2	1	0	0	3	0
at TCU	1/5	*	33	4-5	0-0	3-5	3-1-4	4	4	1	0	2	11
Iowa State	1/8	*	16	1-3	0-1	2-2	2-0-2	2	0	1	0	1	4
Kansas	1/12	*	26	5-13	0-2	0-4	8-1-9	3	1	0	0	0	10
at Oklahoma State	1/14	*	32	2-8	0-0	1-1	6-7-13	1	5	2	1	2	5
Texas Tech	1/19	*	23	3-5	0-0	0-1	5-3-8	0	5	5	0	0	6
at West Virginia	1/21	*	15	0-1	0-0	2-2	2-2-4	4	3	1	0	2	2
Alabama	1/26	*	27	3-9	0-0	0-0	4-0-4	2	0	1	0	0	6
at Oklahoma	1/28	*	25	3-8	1-3	1-2	3-8-11	1	1	1	2	0	8
TCU	2/2	*	23	2-3	0-0	1-2	3-1-4	3	0	0	3	0	5
at Texas	2/6	*	29	6-8	0-0	2-3	0-3-3	3	0	0	0	1	14
Kansas State	2/9	*	35	3-5	0-1	1-1	2-3-5	5	4	2	3	0	7
Oklahoma	2/11	*	31	2-5	0-0	3-4	3-4-7	1	1	1	0	3	7
at Texas Tech	2/16	*	31	1-2	0-0	2-4	2-1-3	3	1	1	1	1	4
at Iowa State	2/19	*	22	3-8	0-0	0-0	5-0-5	4	2	0	1	0	6
West Virginia	2/23	*	33	5-10	0-0	5-9	5-9-14	1	2	1	2	0	15
Texas	2/27	*	41	3-9	0-0	7-7	5-3-8	2	3	1	1	0	13
at Kansas State	3/2	*	32	1-5	0-1	5-7	1-4-5	5	2	4	0	3	7
Oklahoma State	3/6	*	28	2-6	0-1	3-5	2-8-10	4	4	2	2	1	7
at Kansas	3/9	*	31	4-8	0-1	1-4	5-4-9	3	1	2	1	2	9
vs. Iowa State	3/14	*	27	4-6	0-0	2-2	3-5-8	4	1	3	3	0	10
vs. Syracuse	3/21	*	24	2-2	0-0	0-0	4-2-6	4	4	2	1	0	4
vs. Gonzaga	3/23	*	29	7-9	0-0	3-4	5-3-8	5	0	0	0	2	17

VITAL'S CAREER STATS

YEAR	GP-GS	MIN-AVG	FG-A	PCT	3FG-A	PCT	FT-A	PCT	OFF-DEF-TOT	AVG	PF-D	A	TO	B	S	TP	AVG
2016-17 (FR.)		-redshirt-															
2017-18 (RFR.)	33-18	786-23.8	87-181	.481	1-10	.100	47-93	.505	75-109-184	5.6	73-0	71	68	21	26	222	6.7
2018-19 (RSD.)	34-34	943-27.7	89-192	.464	4-22	.182	64-121	.529	121-124-245	7.2	99-4	68	61	31	35	246	7.2
CAREER	67-52	1729-25.8	176-373	.472	5-32	.156	111-214	.519	196-233-429	6.4	172-4	139	129	52	61	468	7.0

2018-19 SEASON STATISTICS



2018-19 BAYLOR BASKETBALL
 Baylor Combined Team Statistics (as of Mar 23, 2019)
 All games



BIG 12 CONFERENCE

RECORD:	OVERALL	HOME	AWAY	NEUTRAL
ALL GAMES	20-14	13-5	5-6	2-3
CONFERENCE	10-8	6-3	4-5	0-0
NON-CONFERENCE	10-6	7-2	1-1	2-3

##	Player	gp-gs	min	avg	Total		3-Point		F-Throw		Rebounds			pf	dq	a	to	blk	stl	pts	avg	
					fg-fga	fg%	3fg-fga	3fg%	ft-fga	ft%	off	def	tot									
10	Mason, Makai	28-28	899	32.1	134-337	.398	60-165	.364	90-110	.818	10	59	69	2.5	54	0	94	70	0	13	418	14.9
25	Clark, Tristan	14-14	417	29.8	84-114	.737	1-4	.250	36-54	.667	31	57	88	6.3	41	2	23	23	34	15	205	14.6
04	Kegler, Mario	28-28	791	28.3	105-244	.430	27-89	.303	56-86	.651	42	120	162	5.8	77	1	36	45	16	11	293	10.5
12	Butler, Jared	34-21	910	26.8	117-296	.395	60-171	.351	54-68	.794	22	84	106	3.1	77	2	93	67	3	33	348	10.2
03	McClure, King	29-26	808	27.9	95-236	.403	46-129	.357	24-35	.686	36	117	153	5.3	68	0	62	54	10	33	260	9.0
02	Bandoo, Devonte	34-7	717	21.1	98-218	.450	51-129	.395	39-43	.907	16	59	75	2.2	38	0	46	40	2	19	286	8.4
11	Vital, Mark	34-34	943	27.7	89-192	.464	4-22	.182	64-121	.529	121	124	245	7.2	99	4	68	61	31	35	246	7.2
98	Gillespie, Freddie	26-11	476	18.3	60-92	.652	0-0	.000	17-32	.531	55	59	114	4.4	71	2	9	26	28	17	137	5.3
24	Mayer, Matthew	33-0	388	11.8	51-154	.331	20-65	.308	31-47	.660	24	42	66	2.0	34	0	26	25	8	17	153	4.6
01	Allen, Darius	14-1	113	8.1	11-33	.333	3-20	.150	3-9	.333	4	9	13	0.9	13	0	5	5	6	8	28	2.0
00	Thamba, Flo	33-0	331	10.0	21-39	.538	0-0	.000	16-30	.533	31	41	72	2.2	57	1	11	24	21	6	58	1.8
15	Okeke, Obim	9-0	32	3.6	4-11	.364	2-9	.222	0-0	.000	1	2	3	0.3	7	0	0	2	0	2	10	1.1
Team											57	51	108		2		4					
Total.....		34	6825		869-1966	.442	274-803	.341	430-635	.677	450	824	1274	37.5	638	12	473	446	159	209	2442	71.8
Opponents.....		34	6825		795-1869	.425	246-714	.345	466-682	.683	343	737	1080	31.8	612	15	442	421	146	202	2302	67.7

TEAM STATISTICS	BU	OPP	Date	Opponent	Score	Att.
SCORING	2442	2302	11/06/18	TEXAS SOUTHERN	L 69-72	4327
Points per game	71.8	67.7	11/10/18	SOUTHERN	w 80-53	4344
Scoring margin	+4.1	-	11/12/18	PRAIRIE VIEW A&M	w 91-80	4019
FIELD GOALS-ATT	869-1966	795-1869	11/16/18	NICHOLLS STATE	w 81-54	8721
Field goal pct	.442	.425	11/23/18	vs Ole Miss	L 70-78	1250
3 POINT FG-ATT	274-803	246-714	11/24/18	vs George Mason	w 72-61	1250
3-point FG pct	.341	.345	11/27/18	SOUTH DAKOTA	w 63-57	4083
3-pt FG made per game	8.1	7.2	12/01/18	at Wichita St.	L 63-71	10506
FREE THROWS-ATT	430-635	466-682	12/15/18	at Arizona	w 58-49	13058
Free throw pct	.677	.683	12/18/18	STEPHEN F. AUSTIN	L 58-59	4336
F-Throws made per game	12.6	13.7	12/21/18	OREGON	w 57-47	7411
REBOUNDS	1274	1080	12/29/18	NEW ORLEANS	w 84-44	6123
Rebounds per game	37.5	31.8	* 01/05/19	at TCU	L 81-85	6396
Rebounding margin	+5.7	-	* 01/08/19	IOWA STATE	w 73-70	5930
ASSISTS	473	442	* 01/12/19	KANSAS	L 68-73	9091
Assists per game	13.9	13.0	* 01/14/19	at Oklahoma St.	w 73-69	8194
TURNOVERS	446	421	* 01/19/19	TEXAS TECH	w 73-62	9018
Turnovers per game	13.1	12.4	* 01/21/19	at West Virginia	w 85-73	9936
Turnover margin	-0.7	-	01/26/19	ALABAMA	w 73-68	7094
Assist/turnover ratio	1.1	1.0	* 01/28/19	at Oklahoma	w 77-47	10193
STEALS	209	202	* 02/02/19	TCU	w 90-64	7337
Steals per game	6.1	5.9	* 02/06/19	at Texas	L 72-84	9831
BLOCKS	159	146	* 02/09/19	KANSAS STATE	L 63-70	8466
Blocks per game	4.7	4.3	* 02/11/19	OKLAHOMA	w 59-53	4517
ATTENDANCE	111916	161188	* 02/16/19	at Texas Tech	L 61-86	14598
Home games-Avg/Game	18-6218	11-11177	* 02/19/19	at Iowa State	w 73-69	14084
Neutral site-Avg/Game	-	5-7647	* 02/23/19	WEST VIRGINIA	w 82-75	6262
			* 02/27/19	TEXAS	Wot 84-83	5796
			* 03/02/19	at Kansas State	L 60-66	9855
			* 03/06/19	OKLAHOMA ST.	L 64-67	5041
			* 03/09/19	at Kansas	L 70-78	16300
			03/14/19	vs Iowa State	L 66-83	18930
			03/21/19	vs Syracuse	w 78-69	16807
			03/23/19	vs Gonzaga	L 71-83	0

* = Conference game

2018-19 BIG 12 STATISTICS



2018-19 BAYLOR BASKETBALL
 Baylor Combined Team Statistics (as of Mar 09, 2019)
 Conference games only



RECORD:	OVERALL	HOME	AWAY	NEUTRAL
ALL GAMES	10-8	6-3	4-5	0-0
CONFERENCE	10-8	6-3	4-5	0-0
NON-CONFERENCE	0-0	0-0	0-0	0-0

#	Player	gp-gs	min	avg	Total		3-Point		F-Throw		Rebounds				pf	dq	a	to	blk	stl	pts	avg	
					fg-fga	fg%	3fg-fga	3fg%	ft-fa	ft%	off	def	tot	avg									
25	Clark, Tristan	2-2	69	34.5	13-23	.565	0-1	.000	8-12	.667	2	8	10	5.0	5	0	7	3	1	3	34	17.0	
10	Mason, Makai	15-15	482	32.1	70-185	.378	35-92	.380	51-62	.823	4	27	31	2.1	31	0	49	38	0	3	226	15.1	
12	Butler, Jared	18-16	542	30.1	77-181	.425	43-102	.422	28-35	.800	18	50	68	3.8	48	2	61	49	0	18	225	12.5	
04	Kegler, Mario	18-18	506	28.1	68-148	.459	18-51	.353	36-55	.655	25	79	104	5.8	48	1	25	24	9	7	190	10.6	
02	Bandoo, Devonte	18-2	419	23.3	59-130	.454	37-84	.440	24-27	.889	12	35	47	2.6	27	0	26	25	2	9	179	9.9	
11	Vital, Mark	18-18	506	28.1	50-112	.446	1-10	.100	39-63	.619	62	62	124	6.9	49	2	39	25	17	18	140	7.8	
03	McClure, King	13-11	344	26.5	35-94	.372	16-51	.314	9-15	.600	17	60	77	5.9	31	0	24	18	3	8	95	7.3	
98	Gillespie, Freddie	16-8	322	20.1	44-68	.647	0-0	.000	16-27	.593	40	45	85	5.3	47	2	6	17	21	15	104	6.5	
24	Mayer, Matthew	17-0	196	11.5	22-73	.301	10-34	.294	15-24	.625	12	19	31	1.8	19	0	13	12	1	13	69	4.1	
00	Thamba, Flo	18-0	200	11.1	13-23	.565	0-0	.000	9-19	.474	17	26	43	2.4	35	1	8	16	11	5	35	1.9	
15	Okeke, Obim	4-0	22	5.5	3-6	.500	1-4	.250	0-0	.000	1	1	2	0.5	4	0	0	1	0	1	7	1.8	
01	Allen, Darius	6-0	17	2.8	2-6	.333	0-3	.000	0-0	.000	0	1	1	0.2	5	0	1	0	0	2	4	0.7	
Team											33	27	60			2			1				
Total.....		18	3625		456-1049	.435	161-432	.373	235-339	.693	243	440	683	37.9	351	8	259	229	65	102	1308	72.7	
Opponents.....		18	3625		433-989	.438	129-368	.351	279-408	.684	177	389	566	31.4	316	8	247	193	83	106	1274	70.8	

TEAM STATISTICS	BU	OPP	Date	Opponent	Score	Att.
SCORING	1308	1274	* 01/05/19	at TCU	L 81-85	6396
Points per game	72.7	70.8	* 01/08/19	IOWA STATE	W 73-70	5930
Scoring margin	+1.9	-	* 01/12/19	KANSAS	L 68-73	9091
FIELD GOALS-ATT	456-1049	433-989	* 01/14/19	at Oklahoma St.	W 73-69	8194
Field goal pct	.435	.438	* 01/19/19	TEXAS TECH	W 73-62	9018
3 POINT FG-ATT	161-432	129-368	* 01/21/19	at West Virginia	W 85-73	9936
3-point FG pct	.373	.351	* 01/28/19	at Oklahoma	W 77-47	10193
3-pt FG made per game	8.9	7.2	* 02/02/19	TCU	W 90-64	7337
FREE THROWS-ATT	235-339	279-408	* 02/06/19	at Texas	L 72-84	9831
Free throw pct	.693	.684	* 02/09/19	KANSAS STATE	L 63-70	8466
F-Throws made per game	13.1	15.5	* 02/11/19	OKLAHOMA	W 59-53	4517
REBOUNDS	683	566	* 02/16/19	at Texas Tech	L 61-86	14598
Rebounds per game	37.9	31.4	* 02/19/19	at Iowa State	W 73-69	14084
Rebounding margin	+6.5	-	* 02/23/19	WEST VIRGINIA	W 82-75	6262
ASSISTS	259	247	* 02/27/19	TEXAS	Wot 84-83	5796
Assists per game	14.4	13.7	* 03/02/19	at Kansas State	L 60-66	9855
TURNOVERS	229	193	* 03/06/19	OKLAHOMA ST.	L 64-67	5041
Turnovers per game	12.7	10.7	* 03/09/19	at Kansas	L 70-78	16300
Turnover margin	-2.0	-				
Assist/turnover ratio	1.1	1.3	* = Conference game			
STEALS	102	106				
Steals per game	5.7	5.9				
BLOCKS	65	83				
Blocks per game	3.6	4.6				
ATTENDANCE	61458	99387				
Home games-Avg/Game	9-6829	9-11043				
Neutral site-Avg/Game	-	0-0				

Score by Periods	1st	2nd	OT	Totals
Baylor	608	687	13	1308
Opponents	612	650	12	1274

THE LAST TIME ...

THE LAST TIME A BAYLOR TEAM...

Scored 110 Points	118 vs. Savannah State (12/17/17)
Scored 100 Points	118 vs. Savannah State (12/17/17)
Scored 90 Points	90 vs. TCU (2/2/19)
Scored Fewer than 50 Points	44 at Kansas (1/14/13)
Won by 40 Points	40 vs. New Orleans (12/29/18)
Won by 30 Points	30 at Oklahoma (1/28/19)
Shot 65 pct from floor	66.1 (41-62) vs. Texas Southern (12/14/17)
Shot 60 pct from floor	60.8 (31-51) vs. PVAMU (11/12/18)
Shot less than 30 pct from floor	29.8 (17-57) at TCU (1/10/15)
Shot 65 pct from 3FG	70.6 (12-17) vs. Central Arkansas (11/10/17)
Shot 60 pct from 3FG	60.0 (15-25) at Oklahoma State (1/14/19)
Shot less than 15 pct from 3FG	111 (2-18) vs. Ole Miss (11/23/18)
Shot less than 10 pct from 3FG	.083 (1-12) vs. TCU (1/2/18)
Made 15 3-point field goals	16 vs. Syracuse (3/21/19)
Failed to make a 3FG	0-8 at Texas Tech (2/21/90)
Shot 95 pct from FT line	100.0 (9-9) at Oklahoma State (2/6/18)
Shot 90 pct from FT line	100.0 (9-9) at Oklahoma State (2/6/18)
Shot less than 40 pct from FT line	27.3 (3-11) vs. Texas Southern (1/16/18)
Had 60 Rebounds	60 vs. Houston-Tillotson (1/21/15)
Had 55 Rebounds	58 vs. Savannah State (12/17/17)
Had 50 Rebounds	51 at Arizona (12/15/18)
Had 20 Offensive Rebounds	26 vs. Kansas (1/12/19)
Had 40 Defensive Rebounds	43 vs. Savannah State (12/17/17)
Had 35 Assists	40 vs. Hardin-Simmons (12/16/15)
Had 30 Assists	32 vs. Savannah State (12/17/17)
Had 25 Assists	32 vs. Savannah State (12/17/17)
Had 25 Turnovers	29 at West Virginia (1/10/17)
Had 20 Turnovers	20 at Arizona (12/15/18)
Had fewer than 5 Turnovers	4 at West Virginia (2/22/14)
Had 15 Steals	16 vs. Savannah State (11/23/15)
Had 12 Steals	14 vs. New Orleans (12/29/18)
Had 12 Blocked Shots	12 vs. New Orleans (12/29/18)
Had 10 Blocked Shots	10 vs. TCU (2/2/19)
Had no Blocked Shots	at West Virginia (1/21/19)
Had two 20-point scorers	Mario Kegler (23), Devonte Bando (22) vs. West Virginia (2/13/19)
Had two 25-point scorers	Jo Lual-Acuil Jr. (31), Manu Lecomte (25) vs. Savannah State (12/17/17)
Had seven double-figure scorers	vs. Long Beach State (3/20/13)
Had six double-figure scorers	vs. Kansas State (1/22/18)
Had five double-figure scorers	vs. Nicholls State (11/16/18)
Had all five starters score in double figures	vs. Randall (12/9/17)
Had all five starters score 15+ points	vs. Central Arkansas (11/10/17)
Had no players score in double figures	vs. Texas A&M (3/5/08)
Had no starters score in double figures	at Kansas State (3/3/18)
Had four players score 15+ points	vs. PVAMU (11/12/18)
Had five players score 15+ points	vs. Central Arkansas (11/10/17)
Had four players score 18+ points	vs. Savannah State (12/17/17)
Had four players with 5+ assists	vs. Savannah State (12/17/17)
Had two double-doubles	Mario Kegler (23p/10r), Mark Vital (15p/14r) vs. West Virginia (2/23/19)
Had two double-figure rebounders	Mark Vital (14), Mario Kegler (10) vs. West Virginia (2/23/19)
Scored 50-plus points in first half	61 vs. Savannah State (12/17/17)
Scored 50-plus points in second half	51 vs. TCU (2/2/19)
Scored 50-plus points in both halves	vs. Savannah State (12/17/17)
Scored 60-plus points in first half	61 vs. Savannah State (12/17/17)
Scored 60-plus points in second half	60 at Iowa State (1/9/16)
Scored fewer than 20 points in 1st half	15 at Wichita State (12/1/18)
Scored 20 points or fewer in 1st half	20 at Arizona (12/15/18)
Scored 20 points or fewer in 2nd half	20 at Texas Tech (2/17/15)
Overcame a 20-point deficit to win	vs. Louisville, trailed 32-10, won 66-63 (11/25/16)
Overcame a 15-pt deficit with less than 10 min left to win	vs. Texas, trailed 55-36, won 84-83 (2/27/19)
Overcame a 20-point deficit	vs. Mississippi State, trailed 40-20 (3/18/18)
Overcame a 15-point halftime deficit to win	vs. Louisville, trailed 39-24, won 66-63 (11/25/16)
Overcame a 10-point halftime deficit to win	vs. Texas, trailed 40-29, won 84-83 (2/27/19)
Failed to make a 3FG	vs. Texas Tech, 0-8 (2/20/90)
Won an OT game	84-83 vs. Texas (2/27/19)
Lost an OT game	78-81 vs. TCU (1/2/18)
Won a 2OT game	74-73 at Texas (2/12/18)
Lost a 2OT game	84-91 to Colorado (3/13/08)
Won a 3OT game	Never
Lost a 3OT game	93-97 at SMU (1/9/88)
Won a 4OT game	96-95 vs. North Texas (12/17/88)
Lost a 4OT game	Never
Won a 5OT game	116-110 at Texas A&M (1/23/08)
Lost a 5OT game	Never

THE LAST TIME A BAYLOR PLAYER...

Recorded a Triple-Double (Pts/Reb/Ast)	Kenny Chery (20/10/12) vs. Kansas State (2/15/14)
Recorded a Triple-Double (Pts/Reb/Blk)	Ekpe Udoh (18/17/10) vs. Morgan State (1/6/10)
Recorded a Double-Double Off the Bench	Terry Maston (12p/10r) vs. TAMU-CC (11/13/17)
Recorded a Double-Double Before Halftime	King McClure (12p/10r) vs. George Mason (11/24/18)
Scored 35 Points	Makai Mason (40) vs. TCU (2/2/19)
Scored 30 Points	Jared Butler (31) at Kansas (3/9/19)
Scored 20 Points in a 1st Half	King McClure (20) at Oklahoma State (1/14/19)
Scored 25 Points in a 2nd Half	Makai Mason (27) vs. TCU (2/2/19)
Scored 20 Points in a 2nd Half	Jared Butler (23) at Kansas (3/9/19)
Scored 30 Points off the Bench	Nuni Omot (30) at Kansas State (3/3/18)
Scored 25 Points off the Bench	Terry Maston (26) vs. Mississippi State (3/18/18)
Scored 20 Points off the Bench	Devonte Bando (22) vs. West Virginia (2/23/19)
Made 5+ 3-pointers in a 1st Half	King McClure (6-7) at Oklahoma State (1/14/19)
Made 5+ 3-pointers in a 2nd Half	Makai Mason (6-8) vs. TCU (2/2/19)
Had 20 Rebounds	Jo Lual-Acuil Jr. (20) vs. Savannah State (12/17/17)
Had 15 Rebounds	Mark Vital (17) at Arizona (12/15/18)
Had 8+ Offensive Rebounds	Mark Vital (9) at Arizona (12/15/18)
Had 9+ Offensive Rebounds	Mark Vital (8) vs. Kansas (1/12/19)
Had 12 Rebounds in a Half	Johnathan Motley (14 in 2nd half) vs. Texas (1/17/17)
Had 10 Rebounds in a Half	King McClure (10 in 1st half) vs. George Mason (11/24/18)
Had 10 Assists	Tyson Jolly (10) vs. Randall (12/9/17)
Had 10+ Assists and 0 Turnovers	Jake Lindsey (11 AST/0 TO) vs. Kansas State (3/9/17)
Had 5 Blocked Shots	Tristan Clark (5) vs. New Orleans (12/29/18)
Had 6 Blocked Shots	Tristan Clark (6) vs. South Dakota (11/27/18)
Had 7 Blocked Shots	Jo Lual-Acuil Jr. (7) vs. Oklahoma (2/21/17)
Had 5 Steals	King McClure (5) vs. Oregon (12/12/18)
Had 6 Steals	Lester Medford (7) vs. Savannah State (11/23/15)
Played 45+ Minutes	Jo Lual-Acuil Jr. (48) & Manu Lecomte (46) at Texas (2/12/18)
Made a Game-Winning Shot	Terry Maston (2FG) vs. Texas Tech, 59-57 (2/17/18)
Made a Game-Winning Shot in Final 10 Seconds	Jo Lual-Acuil Jr. (Dunk) at Texas, 74-73 2ot (2/12/18)
Made a Game-Winning Shot at Buzzer	Lester Medford (3FG) at Texas Tech, 63-60 (1/16/16)
Made a Game-Winning FT in Final 10 Seconds	Mario Kegler vs. Texas, 84-83 OT (2/29/19)

THE LAST TIME A BAYLOR OPPONENT...

Scored 100 Points	102 at Kansas (1/2/16)
Scored 90 Points	90 vs. Kansas State (1/22/18)
Scored Fewer than 50 Points at Home	47 at Oklahoma (1/28/19)
Scored Fewer than 50 Points	47 at Oklahoma (1/28/19)
Scored Fewer than 40 Points	39 vs. McNeese State (11/14/14)
Won by 30 Points	40 at Oklahoma (1/20/07)
Shot 65 pct from floor	66.1 (39-59) at Oklahoma (2/26/05)
Shot 60 pct from floor	62.0 (31-50) vs. Oklahoma (1/23/16)
Shot less than 25 pct from floor	23.4 (11-47) vs. Prairie View A&M (12/21/15)
Shot 55 pct from 3FG	55.7 (15-27) vs. Texas (2/27/19)
Shot less than 15 pct from 3FG	143 (2-14) vs. George Mason (11/24/18)
Made 15 3-point field goals	15 vs. Texas (2/27/19)
Shot 95 pct from FT line	95.7 (22-23) at Ole Miss (12/18/17)
Shot less than 50 pct from FT line	33.3 (2-6) at Arizona (12/15/18)
Had 50 Rebounds	62 vs. Wake Forest (Anaheim) (11/30/08)
Had fewer than 20 Rebounds	18 vs. Oregon (12/21/18)
Had 20 Offensive Rebounds	20 vs. Wagner (3/13/18)
Had 25 Assists	29 vs. Oklahoma (1/23/16)
Had 20 Turnovers	22 vs. New Orleans (12/29/18)
Had fewer than 5 Turnovers	4 at West Virginia (2/22/14)
Had 13 Steals	15 at West Virginia (1/10/17)
Had 12 Steals	12 vs. West Virginia (3/9/17)
Had 12+ Blocked Shots	13 vs. West Virginia (2/20/18)
Had 10+ Blocked Shots	11 vs. Kansas (1/12/19)
Had no Blocked Shots	at Oklahoma State (2/8/17)
Had two 20-point scorers	Barry Brown (34), Dean Wade (24) vs. Kansas State (1/22/18)
Had three 20-point scorers	Abdel Nader (26), Georges Niang (24), Monte Morris (20) vs. Iowa State (2/16/16)
Had five double-figure scorers	vs. PVAMU (11/12/18)
Had four 15+ point scorers	at Texas (2/12/18)
Had two double-figure rebounders	Kenrich Williams (12), Vlad Brodziansky (10) at TCU (1/21/17)
Scored 50-plus points in 1st half	51 at Texas A&M (12/19/15)
Scored 50-plus points in 2nd half	52 at Texas Tech (2/13/17)
Scored 20 points or fewer in 1st half	16 vs. Oregon (12/21/18)
Scored 20 points or fewer in 2nd half	20 vs. Texas (1/16/18)
Failed to make a 3FG	vs. Oklahoma, 0-12 (2/25/12)

THE LAST TIME A BAYLOR OPPOSING PLAYER

Scored 30 Points	Brandon Clarke (36) vs. Gonzaga (3/23/19)
Had 20 Rebounds	Jamahl Mosley (20) vs. Colorado (Kansas City) (3/8/01)
Had 15 Rebounds	Mohamed Bamba (16) at Texas (2/12/18)
Had 10 Assists	Courtney Ramey (10) vs. Texas (2/27/19)
Had 8 Turnovers	Trae Young (8) vs. Oklahoma (2/27/18)
Had 7 Turnovers	Jarrett Culver (7) vs. Texas Tech (1/19/19)
Had 7 Blocked Shots	Sagaba Konate (9) vs. West Virginia (2/20/18)
Had 6 Blocked Shots	Yor Anei (6) vs. Oklahoma State (3/6/19)
Had 5 Steals	Dedric Lawson (5) vs. Kansas (1/12/19)
Had 6 Steals	Jevon Carter (6) vs. West Virginia (3/9/18)

2018-19 INDIVIDUAL SUPERLATIVES

CATEGORY	BAYLOR	OPPONENT
Points Scored	40, Makai Mason vs. TCU (2/2)	36, Brandon Clarke vs. Gonzaga (3/23)
Field Goals Made	14, Makai Mason vs. TCU (2/2)	15, Brandon Clarke vs. Gonzaga (3/23)
FGs Attempted	21, Jared Butler at Kansas (3/9)	18, Otis Livingston vs. George Mason (11/24) 18, Davonte Fitzgerald vs. SFA (12/18) 18, Brandon Clarke vs. Gonzaga (3/23)
Highest FG % (min 5 made)	1.000 (9-9), Tristan Clark vs. SFA (12/18) 1.000 (5-5), Tristan Clark vs. PVAMU (11/12)	1.000 (6-6), Riley Norris vs. Alabama (1/26)
3-Point FGs Made	9, Makai Mason vs. TCU (2/2)	7, Jase Febres vs. Texas (2/27)
3-Point FGs Attempted	12, Makai Mason vs. TCU (2/2)	14, Jase Febres vs. Texas (2/27)
3-Point FG % (min 5 att)	.750 (9-12), Makai Mason vs. TCU (2/2)	1.000 (5-5), Darius Williams vs. PVAMU (11/12)
Free Throws Made	9, Mario Kegler vs. West Virginia (2/23)	13, Breein Tyree vs. Ole Miss (11/23)
Free Throws Attempted	11, Mario Kegler vs. West Virginia (2/23)	17, Breein Tyree vs. Ole Miss (11/23)
Free Throw % (min 7 att)	1.000 (8-8), Makai Mason vs. George Mason (11/24) 1.000 (7-7), Devonte Bando vs. Southern (11/10) 1.000 (7-7), Mark Vital vs. Texas (2/27)	1.000 (10-10), James Bolden at West Virginia (1/21) 1.000 (7-7), Kamau Stokes vs. Kansas State (2/9)
Offensive Rebounds	9, Mark Vital at Arizona (12/15)	6, Gerard Andrus vs. PVAMU (11/12) 6, Trey Burch-Manning vs. South Dakota (11/27) 6, Dean Wade vs. Kansas State (2/9)
Defensive Rebounds	11, King McClure vs. George Mason (11/24) 11, Tristan Clark vs. New Orleans (12/29)	10, Dedric Lawson at Kansas (3/9)
Total Rebounds	17, Mark Vital at Arizona (12/15)	14, Trey Burch-Manning vs. South Dakota (11/27) 14, Dedric Lawson at Kansas (3/9)
Assists	8, Makai Mason vs. Oklahoma (2/11)	10, Alex Robinson at TCU (1/5) 10, Courtney Ramey vs. Texas (2/27)
Turnovers	7, Jared Butler at Texas Tech (2/16)	7, Eddie Reese vs. Southern (11/10) 7, Jarrett Culver vs. Texas Tech (1/19)
Blocked Shots	6, Tristan Clark vs. South Dakota (11/27)	6, Yor Anei vs. Oklahoma State (3/6)
Steals	5, Mark Vital vs. SFA (12/18) 5, King McClure vs. Oregon (12/21)	5, Dedric Lawson vs. Kansas (1/12)
Minutes Played	41, Mario Kegler vs. Texas (2/27) 41, Mark Vital vs. Texas (2/27)	43, Courtney Ramey vs. Texas (2/27) 43, Jase Febres vs. Texas (2/27)

2018-19 TEAM SUPERLATIVES

BAYLOR HIGH	BAYLOR LOW	CATEGORY	OPPONENT HIGH	OPPONENT LOW
91 vs. PVAMU (11/12)	57 vs. Oregon (12/21)	Points Scored	86 at Texas Tech (2/16)	44 vs. New Orleans (12/29)
47 vs. PVAMU (11/12)	15 at Wichita State (12/1)	Points, 1st Half	45 at Texas (2/6) & at TTU (2/16)	16 vs. Oregon (12/21)
53 at TCU (1/5)	25 vs. SFA (12/18)	Points, 2nd Half	46 at Kansas (3/9)	22 vs. Oklahoma (2/11)
13 vs. Texas (2/27)	13 vs. Texas (2/27)	Points/Overtime	12 vs. Texas (2/27)	12 vs. Texas (2/27)
35 vs. TCU (2/2)	17 at Texas Tech (2/16)	Field Goals Made	31 vs. Texas (2/27) & vs. Gonzaga (3/23)	15 at Oklahoma (1/28)
75 vs. Kansas (1/12)	44 vs. Oregon (12/21) & at K-State (3/2)	Field Goal Attempts	66 at Wichita State (12/1)	44 vs. Ore. (12/21) & vs. KU (1/12)
.608 (31-51) vs. PVAMU (11/12)	.333 (25-75) vs. Kansas (1/12)	FG Percentage	.566 (30-53) at TCU (1/5)	.262 (16-61) vs. New Orleans (12/29)
16 vs. Syracuse (3/21)	2 vs. Ole Miss (11/23)	3-Point FGs Made	15 vs. Texas (2/27)	2 vs. George Mason (11/24)
34 vs. Syracuse (3/21)	15 vs. Oregon (12/21)	3-Point FG Attempts	32 at Wichita State (12/1)	12 vs. Southern (11/10)
.600 (15-25) at OSU (1/14)	.111 (2-18) vs. Ole Miss (11/23)	3-Point FG Percentage	.563 (9-16) vs. Kansas (1/12)	.143 (2-14) vs. George Mason (11/24)
26 vs. West Virginia (2/23)	3 vs. Texas So. (11/6)	Free Throws Made	30 at Texas Tech (2/16)	2 at Arizona (12/15)
35 vs. West Virginia (2/23)	7 at Iowa State (2/19)	Free Throw Attempts	36 vs. Ole Miss (11/23)	6 at Ariz. (12/15) & vs. Ore. (12/21)
.875 (14-16) vs. Texas Tech (1/19)	.273 (3-11) vs. Texas So. (11/6)	Free Throw Percentage	.882 (15-17) vs. Kansas State (2/9)	.333 (2-6) at Arizona (12/15)
26 vs. Kansas (1/12)	7 vs. PVAMU (11/12) & at K-State (3/2)	Offensive Rebounds	16, three times	4, three times
36 vs. Oklahoma State (3/6)	15 vs. Gonzaga (3/23)	Defensive Rebounds	32 vs. Oklahoma State (3/6)	14 at Ariz. (12/15) & vs. Ore. (12/21)
51 at Arizona (12/15)	27 vs. Gonzaga (3/23)	Total Rebounds	44 at Wichita State (12/1)	18 vs. Oregon (12/21)
22 vs. New Orleans (12/29)	5 at Wichita State (12/1)	Assists	22 at TCU (1/5)	5 vs. George Mason (11/24)
20 at Arizona (12/15)	8, three times	Turnovers	22 vs. New Orleans (12/29)	5 at Iowa State (2/19)
12 vs. USD (11/27) & vs. UNO (12/29)	0 at West Virginia (1/21)	Blocked Shots	11 vs. Kansas (1/12)	1 vs. PVAMU (11/12)
14 vs. SFA (12/18) & vs. UNO (12/29)	1 vs. TCU (2/2)	Steals	11 at West Virginia (1/21)	2 vs. TCU (2/2)
28 at Texas (2/6)	11 vs. Alabama (1/26)	Fouls	28 vs. West Virginia (2/23)	12 at Oklahoma State (1/14)



2019-20

0-0

BIG 12

0-0

AP

16th

COACHES

18th

KENPOM

13th

BAYLOR vs. CENTRAL ARKANSAS | GAME 1
Nov. 5, 2019 (Waco, Texas / Ferrell Center)

Baylor Broadcast Notes

0
2
5
11
12
13
15
24
25
31
33
45



Flo Thamba

F • 6-10 • 245 • So. • Kinshasa, Congo

	MIN	PTS	REB	BLK	FG%	3FG%	FT%
SEA	10.0	1.8	2.2	0.6	.538	.000	.533
B12	11.1	1.9	2.4	0.6	.565	.000	.474
CAR	10.0	1.8	2.2	0.6	.538	.000	.533

- Sophomore big man with 7-foot-6 wingspan, originally from Democratic Republic of the Congo
- Averaged 11.3 minutes in 20 games after Tristan Clark's injury — averaged 7.6 mpg prior to injury
- Had season-highs of 6 rebounds, 3 assists and 2 blocks in just 14 minutes on Feb. 2 vs. TCU
- Born in Congo, lived in England, France and South Africa, emigrated to United States in 2014
- Averaged 14.0 points, 10.0 rebounds and 1.5 blocks as senior at Mountain Mission School in Grundy, Va.



Devonte Bando

G • 6-1 • 185 • Sr. • Mississauga, Ontario

	MIN	PTS	REB	AST	FG%	3FG%	FT%
SEA	21.1	8.4	2.2	1.4	.450	.395	.907
B12	23.3	9.9	2.6	1.4	.454	.440	.889
CAR	21.1	8.4	2.2	1.4	.450	.395	.907

- Canadian JuCo transfer senior guard, made 40% of 3-pointers in first season at BU (1.5 3FG/m)
- Big 12's 4th-best 3-point shooter in league play (44%), made a 3-pointer in 16 of 18 Big 12 games
- Played in all 34 games last season, making 7 starts; finished 6th in Big 12 with .395 3FG%
- Scored 10+ points in 7 of last 12 games (11.3 ppg) after doing so in 3 of 19 preceding games
- Scored 1,072 points over 72 games during JuCo career, averaging 14.9 points in 27.1 minutes per game



Jordan Turner

G/F • 6-7 • 195 • Fr. • Houston, Texas

	MIN	PTS	REB	AST	FG%	3FG%	FT%
SEA	—	—	—	—	—	—	—
B12	—	—	—	—	—	—	—
CAR	—	—	—	—	—	—	—

- Freshman wing from Houston, attended Sunrise Christian in Bel Aire, Kan. for final 2 prep seasons
- Ranked No. 11 recruit in Texas and No. 24 SF nationally in 2019 signing class by ESPN
- Played first two prep seasons at Global Learning Village in Houston
- Twin brother, Jaly'n, is freshman on Central Oklahoma basketball squad



Mark Vital (VYE-tuhl)

G/F • 6-5 • 230 • R.Jr. • Lake Charles, La.

	MIN	PTS	REB	AST	FG%	3FG%	FT%
SEA	27.7	7.2	7.2	2.0	.464	.182	.529
B12	26.5	7.3	5.9	1.8	.372	.314	.600
CAR	25.8	7.0	6.4	2.1	.472	.156	.519

- Started all 34 games last season, only BU player to start more than 28 games in 2018-19
- Stepped into 5-spot after Tristan Clark's injury, making 11 starts at 5-spot, 21 as 4-man and 2 at 3-spot.
- Named HM All-Big 12 and All-Defensive; ranked 7th nationally and led B12 in offensive reb. (3.56/m)
- Shot 68% at foul line (38-of-56) over last half of 2018-19; shot 40% in first half of season (26-of-65)
- Had career-high 17 points with 8 rebounds in 29 minutes of NCAA Tournament 2nd Round vs. Gonzaga



Jared Butler

G • 6-3 • 190 • So. • Reserve, La.

	MIN	PTS	REB	AST	FG%	3FG%	FT%
SEA	26.8	10.2	3.1	2.7	.395	.351	.794
B12	30.1	12.5	3.8	3.4	.425	.422	.800
CAR	26.8	10.2	3.1	2.7	.395	.351	.794

- Sophomore guard, joined started lineup midway through 2018-19 freshman season; started last 20 gms
- Named HM All-Big 12 and Big 12 All-Freshman Team; had 31-point game at Kansas (23 in 2nd half) on 3/9
- Became starter after Tristan Clark's injury, in 20 starts averaged 12.9 ppg, 3.9 rpg, 3.4 apg in 31.1 mpg
- Made 3-pointer in 19 of last 20 games; shot 39% (50-127) on 3FGs after becoming starter (23% prior)
- From same hometown as former Baylor stars Tweety Carter and Rico Gathers



Jackson Moffatt

G/F • 6-6 • 210 • R.Fr. • Magnolia, Texas

	MIN	PTS	REB	AST	FG%	3FG%	FT%
SEA	—	—	—	—	—	—	—
B12	—	—	—	—	—	—	—
CAR	—	—	—	—	—	—	—

- Redshirt freshman walk-on wing from Magnolia High School, played on practice squad last season
- Scored 2,066 points during prep career, becoming Magnolia's all-time leading scorer
- Named 2018 District 20-5A Offensive MVP after averaging 25.5 points and 8.0 rebounds
- 3-time first-team All-District 20-5A honoree and 2-time TABC All-Region selection
- Holds MHS record for single-game scoring with 45-point game



Obim Okeke (OH-bihm OH-kay-kay)

G • 6-0 • 225 • Sr. • Las Vegas, Nev.

	MIN	PTS	REB	AST	FG%	3FG%	FT%
SEA	3.6	1.1	0.3	0.0	.364	.222	.000
B12	5.5	1.8	0.5	0.0	.500	.250	.000
CAR	3.3	0.8	0.3	0.2	.263	.188	.000

- Senior walk-on guard, played 3 seasons on BU football team, switched to MBB after 2017 FB season
- Played 20 minutes off bench over last 12 games after 12 minutes total in season's first 22 games
- Came off bench to play in 9 games last season, totaling 10 points in 32 minutes of action
- Played in 5 football games over 2016-17 seasons as running back and kick returner
- Won 5 state titles at Bishop Gorman HS, 3 in basketball and 2 in football



Matthew Mayer (MYE-er)

G/F • 6-9 • 210 • So. • Austin, Texas

	MIN	PTS	REB	AST	FG%	3FG%	FT%
SEA	11.8	4.6	2.0	0.8	.331	.308	.660
B12	11.5	4.1	1.8	0.8	.301	.294	.625
CAR	11.8	4.6	2.0	0.8	.331	.308	.660

- Sophomore wing with length, range and quick release, provides instant offense off bench
- Has 5 games with 10+ pts off bench, including 17 at TCU (11/5) and 18 vs. Nicholls State (11/16)
- Scored 17 points (5-of-9 shooting) in just 14 minutes off bench in Big 12 opener at TCU (1/5)
- 4-star recruit from Austin's Westlake High School, ranked among top-100 recruits nationally in 2018 class
- Led WHS to 36-4 in 2017-18, playing with Xavier's Keonte Kennedy and Texas' Brock Cunningham



Tristan Clark

F • 6-10 • 245 • Jr. • San Antonio, Texas

	MIN	PTS	REB	BLK	FG%	3FG%	FT%
SEA	29.8	14.6	6.3	2.4	.737	.250	.667
B12	34.5	17.0	5.0	0.5	.565	.000	.667
CAR	22.9	9.1	5.0	1.3	.663	.273	.661

- Strong, skilled junior forward; missed last 20 games after undergoing knee surgery in January
- Led nation with .737 field goal pct. (84-of-114) until he dropped from minimum 75% of games on Jan. 26
- Named Dec. 31 Big 12 Player of the Week for 17 points (8-9 FGs), 12 rebounds, 6 blocks vs. UNO (12/29)
- Double-figure scoring in 11 of 14 games last season after doing so in 10 of 33 games last year
- Career .6629 FG% (177-267) would break program record if he met 200 FGM min. (Josh Lomers .6627)



MaCio Teague (may-SEE-oh)

G • 6-3 • 195 • R.Jr. • Cincinnati, Ohio

	MIN	PTS	REB	AST	FG%	3FG%	FT%
SEA	—	—	—	—	—	—	—
B12	—	—	—	—	—	—	—
CAR	34.7	16.1	4.5	2.6	.441	.437	.876

- Redshirt junior guard, sat out last season as transfer from UNC Asheville; played on practice squad
- Two-time first-team All-Big South honoree at UNC Asheville, 3x Big South Player of the Week
- Scored 1,078 points over 2 seasons at UNCA, 4th player in Big South history to reach 1k as soph.
- Played all 68 games (67 starts) at UNCA, scored in double-figures 54 times, had 20 games w/20+ pts
- Career .437 3-point shooter, averaging 2.5 made 3s per game (167-of-382 over 68 games)



Freddie Gillespie

F • 6-9 • 245 • R.Sr. • St. Paul, Minn.

	MIN	PTS	REB	BLK	FG%	3FG%	FT%
SEA	18.3	5.3	4.4	1.1	.652	.000	.531
B12	20.1	6.5	5.3	1.3	.647	.000	.593
CAR	18.3	5.3	4.4	1.1	.652	.000	.531

- Former walk-on forward, sat out 2017-18 after transferring from D3 Carleton College in Northfield, Minn.
- Second half of 2018-19 season: shot 69% (53-of-77), averaged 6.7 ppg, 5.2 rpg, 1.5 bpg in 21.2 mpg
- Started 9 of last 12 games; tied career-high with 14 points off bench on March 6 vs. Oklahoma State
- 20 gms after Clark injury: 6.3 ppg, 4.9 rpg, 1.3 bpg; had 11 pts, 16 reb, 3 blk over team's previous 14 gms
- Played only 16 minutes during 2015-16 freshman season at Carleton, totaling 4 pts, 7 reb and 2 blocks



Davion Mitchell (DAY-vee-ahn)

G • 6-2 • 195 • RSo. • Hinesville, Ga.

	MIN	PTS	REB	AST	FG%	3FG%	FT%
SEA	—	—	—	—	—	—	—
B12	—	—	—	—	—	—	—
CAR	17.1	3.7	1.1	1.9	.429	.288	.677

- Lightning quick redshirt sophomore guard, sat out last season after transferring from Auburn
- Played off bench in all 34 games as part of 2018 SEC champion Auburn team that went 26-8
- Consensus 4-star recruit, ranked as high as No. 33 nationally in 2017 class by 247Sports
- Auburn won all 12 games in which he played 20+ minutes off bench in 2017-18
- Ranked 2nd on Auburn team with .566 2-point FG percentage and 18.4 assist rate

Head Coach: Scott Drew (17th season at Baylor)
 Associate Head Coach: Jerome Tang (17th season at Baylor)
 Assistant Coach: Alvin Brooks III (4th season at Baylor)
 Assistant Coach: John Jakus (3rd season at Baylor)

Special Assistant & Director of Player Personnel: Jared Nunez
 Special Assistant to the Head Coach: Bill Peterson
 Director of Basketball Operations: Aditya Malhotra
 Director of Video Operations: Ty Beard
 Athletic Trainer: Dave Snyder
 Strength Coach: Charlie Melton