

GAME 5

RV/RV **BAYLOR** (4-0, 1-0 BIG 12) vs. RV/RV **KANSAS STATE** (3-1, 0-1 BIG 12)



Oct. 5, 2019 • 2:30 p.m. CT • TV: ESPN2 • Radio: Baylor Sports Network
Manhattan, Kansas • Snyder Family Football Stadium (50,000)

MEDIA INFORMATION

TV: ESPN2

Talent: Beth Mowins (pxp), Anthony Becht (analyst), Rocky Boiman (sideline)

Radio: Baylor Sports Network / ESPN Central Texas

Talent: John Morris (pxp), J.J. Joe (analyst), Ricky Thompson (sideline)

Satellite Radio: Sirius 99 / XM 207 / Internet 967

Live Stats: Baylor.StatBroadcast.com

Twitter: @BUFootball | #SicEm

BAYLOR 4-0, 1-0 Big 12

Ranking RV — AP, RV — Coaches

Last Game Sept. 28, 2019
win vs. Iowa State, 23-21

Head Coach Matt Rhule (Penn State, '97)

Career Record 40-40 (7th season)

Baylor Record 12-17 (3rd season)

vs. K-State 1-1

KANSAS STATE 3-1, 0-1 Big 12

Ranking RV — AP, RV — Coaches

Last Game Sept. 28, 2019
loss at Oklahoma St., 26-13

Head Coach Chris Klieman (Northern Iowa, '90)

Career Record 75-14 (7th season)

K-State Record 3-1 (1st season)

vs. Baylor 0-0

BAYLOR COACHING STAFF

On the Field

Matt Rhule Head Coach
Joey McGuire Associate HC/Defensive Ends
Phil Snow Defensive Coordinator/Safeties
Shawn Bell Offensive Line
Evan Cooper Corners
Frisman Jackson Wide Receivers/Passing Game Coord.
Marcus Satterfield Tight Ends
Frank Okam Defensive Line

In the Press Box

Jeff Nixon Co-Offensive Coord./Running Backs
Glenn Thomas Co-Offensive Coord./Quarterbacks
Mike Siravo Linebackers/Special Teams Coord.

BAYLOR ATHLETICS COMMUNICATIONS

TAYLOR BRYAN Primary Contact
254-709-4411 (cell) • Taylor_Bryan@baylor.edu

RACHEL CATON Secondary Contact
254-652-2061 (cell) • Rachel_Caton@baylor.edu

STORY LINES

- The Bears hit the road to face Kansas State in Manhattan in the first Big 12 road trip of 2019. BU has won six straight games for the first time since opening the 2016 season with a 6-0 mark.
- **Charlie Brewer** is one of only four QBs nationally with 10+ TDs and no INT (Tua Tagovailoa, J. Fields, J. Herbert).
- Head coach **Matt Rhule** and Baylor announced Sunday a contract extension through the 2027 season.
- Baylor ranks third in the Big 12 in yards per carry (5.96) and second in defensive yards allowed per carry (3.13).
- For their efforts against ISU, LB **Clay Johnston** and PK **John Mayers** earned Big 12 Player of the Week honors.
- Through four games, the Bears have held opponents to only 10 first-half points and an average of 297.5 yards per game (24th, NCAA) - 195.0 passing (4th, Big 12) and 102.5 rushing (2nd, Big 12 / 25th, NCAA).
- BU has out-scored its first four opponents a combined 98-10 in the first half. Thirteen different Baylor players have scored a touchdown, the second most among all FBS programs.
- Baylor's thrilling victory over Iowa State was the 600th win all-time in program history.
- BU has blocked seven kicks in the last nine games, and have 12 blocked kicks in 29 games under Rhule.
- Thirty-nine players have made their Baylor debuts in 2019. Baylor has played 81 different true or redshirt freshmen over the last two-plus seasons.
- The Baylor offense ranks eighth nationally in third down success rate converting at a 52.94 percent clip.
- BU's 63 points vs. UTSA are its highest total since putting up 66 vs. Kansas on Oct. 10, 2015. Baylor is third among Big 12 programs in scoring offense through four games (40.8 ppg).
- Baylor running backs have 134 receptions over the last 29 games after totaling only 40 catches from 2013-16.
- Baylor offensive lineman **Sam Tecklenburg** leads the team with 29 consecutive starts. Sixth-year senior wide receiver **Chris Platt** leads the roster with 47 career games played.
- **Denzel Mims** ranks ninth in BU history with 2,260 receiving yards, and has a catch in 28 straight games.
- **Matt Rhule** coached teams have won 36 straight games when leading entering the fourth quarter.
- Baylor is 77-15 since 2008 when scoring 30 points or more.

2019 SCHEDULE

	Aug. 31	STEPHEN F. AUSTIN vs. NR/RV BAYLOR	Big 12 Now	W, 56-17
		Seven different players responsible for scores in blow out opening day victory.		
	Sept. 7	UTSA vs. BAYLOR	FSN	W, 63-14
		Baylor piles up 546 yards and sets a new record for points scored by a Matt Rhule-coached team.		
	Sept. 21	Baylor at Rice	CBSSN	W, 21-13
		Charlie Brewer's 361 total yards and two touchdowns leads BU to victory in defensive struggle.		
	Sept. 28	RV/RV IOWA STATE vs. BAYLOR	ESPN	W, 23-20
		Charlie Brewer leads 4th career game-winning drive, John Mayers converts 38-yard field goal with :21 left.		
	Oct. 5	RV/RV Baylor at RV/RV Kansas State	ESPN2	2:30 p.m. CT
		Manhattan, Kansas / Bill Snyder Family Football Stadium (50,000) / K-State leads 9-7		
	Oct. 12	TEXAS TECH vs. BAYLOR (HC / TFB! Shootout)	FS1	3 p.m. CT
		Waco, Texas / McLane Stadium (45,140) / Series tied 38-38-1		
	Oct. 19	Baylor at Oklahoma State	TBA	TBA
		Stillwater, Okla. / Boone Pickens Stadium (60,218) / Oklahoma St. leads 20-17		
	Oct. 31	WEST VIRGINIA vs. BAYLOR	ESPN	7 p.m. CT
		Waco, Texas / McLane Stadium (45,140) / West Virginia leads 5-2		
	Nov. 9	Baylor at TCU	TBA	TBA
		Ft. Worth, Texas / Amon G. Carter Stadium (45,000) / TCU leads 55-52-7		
	Nov. 16	OKLAHOMA vs. BAYLOR	TBA	TBA
		Waco, Texas / McLane Stadium (45,140) / Oklahoma leads 25-3		
	Nov. 23	TEXAS vs. BAYLOR	TBA	TBA
		Waco, Texas / McLane Stadium (45,140) / Texas leads 78-26-4		
	Nov. 30	Baylor at Kansas	TBA	TBA
		Lawrence, Kansas / David Booth Kansas Memorial Stadium (50,071) / Baylor leads 14-4		



MATT RHULE

HEAD COACH, THIRD SEASON

THE RHULE FILE

PERSONAL

Born: January 31, 1975

Family: wife Julie; son Bryant; daughters Vivienne and Leona

EDUCATION

Penn State (1997, B.A. in Political Science)

Buffalo (2003, M.A. in Educational Psychology)

PLAYING EXPERIENCE

Penn State, 1994-97 (linebacker, Academic All-Big Ten [97])

COACHING EXPERIENCE

1998	Albright College, linebackers
1999	Buffalo, assistant defensive line
2000	Buffalo, defensive line
2001	UCLA, assistant defensive line
2002	Western Carolina, linebackers / special teams
2003-04	Western Carolina, asst. HC / LB / special teams
2005	Western Carolina, asst. HC / OL / ST / RGC
2006	Temple, defensive line
2007	Temple, quarterbacks / recruiting coord.
2008-10	Temple, offensive coord. / quarterbacks
2011	Temple, asst. OC / TE / recruiting coord.
2012	New York Giants, assistant offensive line
2013-16	Temple, head coach
2017-current	Baylor, head coach

THE RHULE WORKSHEET

YEAR	OVERALL		CONFERENCE
	SCHOOL	RECORD	RECORD, FINISH
2013	Temple	2-10	1-7, 1-9th (AAC)
2014	Temple	6-6	4-4, 6th (AAC)
2015	Temple	10-4	7-1, 1st (AAC East)
2016	Temple	10-3	7-1, 1st (AAC East)
2017	Baylor	1-11	1-8, 9th (Big 12)
2018	Baylor	7-6	4-5 (Big 12)
2019	Baylor	4-0	1-0 (Big 12)
TOTALS	7 seasons	40-40	25-26
	BU 3 seasons	12-17	6-13
	TU 4 seasons	28-23	19-13

K-STATE SERIES HISTORY

- Baylor heads on the road to face Kansas State in Manhattan in its first Big 12 road game of the year.
- BU trails the all-time series with K-State, 9-7, but picked up a thrilling 37-34 victory last season at McLane Stadium on the back of a 29-yard Connor Martin field goal with :08 remaining in the fourth quarter.
- In Manhattan, Kansas State holds a 5-2 advantage including a 33-20 victory in Rhule's first visit in 2017.
- Baylor won four straight in the series from 2012-15, including a 52-24 victory over the No. 2 ranked Wildcats at Floyd Casey Stadium in 2012.

NEXT UP

- Baylor is back on the Brazos for a homecoming matchup with Texas Tech, the first-ever visit by the Red Raiders to McLane Stadium. BU has won eight of its last nine homecoming games.
- The Bears, playing their 95th homecoming game, are 47-43-4 all-time in the annual fall celebration. BU has faced Tech on homecoming four times (0-4), the most recent a 38-7 loss at Floyd Casey in 2007.
- Baylor is 38-38-1 all-time against the Red Raiders and completed a 6-3 run of neutral matchups from 2010-18.
- In Waco, the Bears lead the all-time series 18-11. The all-time series dates to 1929 (W, 34-0; Waco).

BREWER THE CARDIAC KID

- In his time as Baylor's starting quarterback, Charlie Brewer has led the Bears on four game-winning drives, including the most recent victory over Iowa State. Below is a breakdown of those wins.

DATE	OPPONENT	DEFICIT	RESULT	FINAL SCORE
10/6/18	Kansas State	Tied 34-34, 4:26 left	Martin FG	W, 37-34
11/3/18	Oklahoma State	Trail 31-28, 3:12 left	Brewer to Mims TD	W, 35-31
12/27/18	Vanderbilt	Tied 38-38, 1:50 left	Brewer to M. Jones TD	W, 45-38
9/28/19	Iowa State	Trail 21-20, 3:45 left	Mayers FG	W, 23-21

THIRD DOWN AND REDZONE TRENDING UP

- Baylor struggled in 2017 converting only 32.8% of its third down chances, but made a big step in 2018 leaping from No. 115 to No. 29 (43.4%). The Bears are trending upward once again in 2019. NCAA rank in parentheses.

	2017	2018	2019
3RD DOWN %	32.8% (115th)	43.48% (29th)	52.9% (8th)

- The Bears have also showed improvement in red zone touchdown percentage after regressing in 2018. Baylor has also scored points on 14 of its 17 red zone trips (82.35%).

	2017	2018	2019
RZ %	45.0% (124th)	58.18% (95th)	76.47% (17th)

KEEPING IT 100

- Baylor has had a 100-yard performer in 19-of-29 (65.5 percent) games under head coach Matt Rhule, including six consecutive games through the 2019 victory over Iowa State. The Bears have had two 100-yard performers in nine games under Rhule. There have been 28 total 100-yard performances under Rhule.
- Since the start of 2018, Baylor is 10-1 when an individual records a 100-yard performance.


NAME	TOTAL SINCE '17	MOST RECENT
Denzel Mims	10	Iowa State, 2019
John Lovett	4	SFA, 2019
Trestan Ebner	3	Vanderbilt, 2018
Chris Platt	3	Texas Tech, 2018
Charlie Brewer	1	Vanderbilt, 2018
JaMycal Hasty	1	ACU, 2018
Tyquan Thornton	1	Iowa State, 2019

TOUGHNESS REWARDED

In 2017, head coach Matt Rhule began a new tradition at Baylor of rewarding the nine toughest players on the BU roster with single-digit jerseys. The jersey numbers are awarded to the student-athletes deemed by their teammates to be the toughest members of the team. Rhule began the tradition of honoring toughness with single digits during his tenure at Temple.



1 GRAYLAND ARNOLD
Junior




2 BLAKE LYNCH
Senior



3 CHRIS MILLER
Senior




4 CLAY JOHNSTON
Senior



5 DENZEL MIMS
Senior



6 JAMYCAL HASTY
Senior



7 JOHN LOVETT
Junior



8 HENRY BLACK
Senior



9 JAMES LOCKHART
Senior

RUN GAME SUCCESS

- Nine different players have scored a rushing touchdown for Baylor in 2019, and junior running back John Lovett leads the team with 238 total rushing yards to lead three rushers with more than 100 rushing yards.
- BU's 368 rushing yards on only 39 carries against UTSA set a new program record for yards on less than 40 carries. The Bears had only rushed for 350+ yards on fewer than 50 carries once before, 426 on 42 carries vs. Washington State in 2008.
- Baylor opened the 2019 season with another strong effort on the ground, posting 268 rushing yards against SFA - the third-best opening week total in the Big 12. Three different players recorded a rushing touchdown and John Lovett (108 yards) recorded his fourth career 100-yard performance.
- BU is averaging 222.2 rushing ypg at home since the start of 2018 and holds a 7-2 record in those contests. In the seven victories the average is 247.1 ypg and in the two losses it was 135.0 ypg.

JOHNSTON LEADING BU DEFENSE

- Clay Johnston racked up 13 tackles against Iowa State, 11 in the first half, his ninth career double-digit tackle performance. He added 1.5 TFL, 1.0 sack and two PBUs and was named Big 12 Defensive Player of the Week.
- The senior from Abilene, Texas, has 5.5 TFL (4th, Big 12) in the first four games and 24.0 for his career.
- Johnston has 2.5 sacks this season after recording only 2.0 in the first 33 games of his Baylor career.
- He ranks fourth in the Big 12 averaging 9.25 tackles per game. He's third with 18 assisted tackles.

BREWER AMONG BAYLOR'S BEST

- Junior quarterback Charlie Brewer has played in 25 games in his career with 20 starts. The Austin native has passed for 5,553 yards in his career which ranks sixth in Baylor history.
- Brewer has passed for 222.1 yards per game in his career with 40 touchdowns and 13 interceptions. He has completed 64.2 percent of his passes (458-of-713). He also has nine rushing touchdowns.
- **Brewer has completed 63.96 percent of his passes (339-of-530) in 17 career Big 12 games.**
- The Austin native has eclipsed 300 yards passing in nine games, tied for third-most in program history. He is joined by Bryce Petty, Robert Griffin III and Nick Florence. He has passed for 400+ yards twice, fifth most in BU history (Griffin, Petty, Szymanski, Florence).
- Brewer opened 2019 with a 66.4 percent completion rate, 972 yards and 10 touchdowns with no interceptions in four wins. He has completed greater than 60% of his passes in 14 of 20 career starts, including five of last six.

CAREER 300-YARD PASSING GAMES

1.	Bryce Petty (2011-14, 25 starts)	16
2.	Robert Griffin III (2008-11, 40 starts)	13
3.	Nick Florence (2009-12, 20 starts)	9
	Charlie Brewer (2017-, 20 starts)	9
5.	Seth Russell (2013-16, 17 starts)	6

CAREER COMPLETIONS OF 50+ YARDS

75/TD	Trestan Ebner (vs. Vandy, 2018)
58/TD	Trestan Ebner (at TCU, 2017)
56	Denzel Mims (at Kansas, 2017)
55	Denzel Mims (ACU, 2018)
54	Blake Lynch (at TCU, 2017)
52/TD	Trestan Ebner (WVU, 2017)
52	Blake Lynch (Texas, 2017)
52/TD	Marques Jones (vs. Vandy, 2018)
50/TD	Chris Platt (at Rice, 2019)

SHARING THE WEALTH ON OFFENSE

- Baylor has a multitude of talented players with which to distribute the football on offense and has made use of many of those options in its 4-0 start.
- That emerging offense ranks third in the Big 12 and 14th in the country at 40.8 ppg.
- The Bears have had 13 different players score a touchdown, a total that is tied for second nationally with six other programs.

RK.	TEAM	TOTAL
1.	Florida	14
2.	Baylor	13
	Oregon	13
	Appalachian State	13
	Notre Dame	13
	Ohio State	13
	Penn State	13
	UCF	13

NEW-LOOK DEFENSE TRENDING UP

- Transitioning to an odd front with three down linemen, three linebackers and five defensive backs, Baylor believed adding more speed to the back end would translate to results. So far they have been right.
- Through four games, the Bears have held opponents to only 10 first-half points and an average of 297.5 yards per game (2nd, B12 / 24th, NCAA). BU ranks 25th in rushing defense (102.5) and 36th in passing (195.0).
- With two takeaways against Iowa State, BU has now had 8 in the last 6 games after only 6 in the prior 14 games.
- Baylor has allowed only 12 plays of 20 or more yards, the second fewest in the Big 12.
- The Bears held Iowa State scoreless through the first three quarters, the first time a Baylor team has held an opponent scoreless through 3 quarters since a 28-7 win at Texas on Oct. 4, 2014.

RECORD BREAKDOWN

Current Streak	Win 6
Current Home Streak	Win 3
Current Away Streak	Win 3
Last Win	23-21 vs. Iowa State (9/28/19)
Last Home Win	23-21 vs. Iowa State (9/28/19)
Last Away Win	21-13 at Rice (9/21/19)
Last Loss	16-9 vs. TCU (11/17/18)
Last Home Loss	16-9 vs. TCU (11/17/18)
Last Away Loss	28-14 at #23 Iowa State (11/10/18)

RHULE BY THE NUMBERS

	2019	Under Rhule
Home	3-0	7-7
Road	1-0	3-9
Neutral	0-0	2-1
Natural Grass	0-0	0-4
Artificial Turf	4-0	12-13
Day Games	2-0	7-13
Night Games	2-0	5-4
Televised Games	4-0	12-17
vs. AP Ranked Opponents	0-0	0-8
August	1-0	1-0
September	3-0	6-7
October	0-0	1-5
November	0-0	3-5
December	0-0	1-0
January	0-0	0-0
Leading at Halftime	4-0	9-0
Trailing at Halftime	0-0	3-15
Tied at Halftime	0-0	0-2
Scoring First	4-0	8-5
Opponent Scoring First	0-0	3-13
Score < 20 Points	0-0	0-8
Score 20+ Points	2-0	3-5
Score 30+ Points	0-0	5-2
Score 40+ Points	2-0	4-2
Opponent Scores < 20 Points	3-0	6-2
Opponent Scores 20+ Points	1-0	3-3
Opponent Scores 30+ Points	0-0	3-5
Opponent Scores 40+ Points	0-0	0-7
Gain < 20 First Downs	0-0	0-7
Gain 20+ First Downs	4-0	12-10
Opponent Gains < 20 First Downs	3-0	7-4
Opponent Gains 20+ First Downs	1-0	5-13
More Rushing Yards Than Opponent	4-0	8-4
Fewer Rushing Yards Than Opponent	0-0	4-13
Rush For < 100 Yards	0-0	1-8
Rush For 100+ Yards	4-0	11-9
Opponent Rushes For < 100 Yards	2-0	3-1
Opponent Rushes For 100+ Yards	2-0	10-15
More Passing Yards Than Opponent	3-0	10-9
Fewer Passing Yards Than Opponent	1-0	2-8
Pass For < 200 Yards	1-0	2-4
Pass For 200+ Yards	3-0	10-13
Opponent Passes For < 200 Yards	3-0	7-6
Opponent Passes For 200+ Yards	1-0	5-11
More Total Yards Than Opponent	4-0	11-5
Fewer Total Yards Than Opponent	0-0	1-12
Gain < 300 Total Yards	0-0	0-3
Gain 300+ Total Yards	4-0	12-14
Opponent Gains < 300 Total Yards	3-0	6-0
Opponent Gains 300+ Total Yards	1-0	6-17
Commit No Turnovers	2-0	4-2
Commit < 3 Turnovers	2-0	8-11
Commit 3 or + Turnovers	0-0	0-7
Force < 3 Turnovers	4-0	10-18
Force 3 or + Turnovers	0-0	1-0
Commit < 6 Penalties	1-0	3-2
Commit 6 or + Penalties	3-0	9-14
3rd Down % < 25	0-0	1-6
3rd Down % 25-49	1-0	4-10
3rd Down % 50+	3-0	7-1
Opponent 3rd Down % < 25	0-0	1-2
Opponent 3rd Down % 25-49	4-0	8-10
Opponent 3rd Down % 50+	0-0	3-5
Trail Time of Possession	3-0	5-6
Lead Time of Possession	1-0	7-11
Overtime Games	0-0	0-0

GAME 5 - KANSAS STATE BAYLOR IN THE NFL - 2019

NAME	POS.	TEAM
Andrew Billings	DT	Cincinnati Bengals
Blake Blackmar	OL	Chicago Bears
Matt Bryant	K	Atlanta Falcons
Corey Coleman	WR	New York Giants
Rico Gathers	TE	Cleveland Browns
Josh Gordon	WR	New England Patriots
Robert Griffin III	QB	Baltimore Ravens
Bryce Hager	LB	Los Angeles Rams
Xavien Howard	CB	Miami Dolphins
Jalen Hurd	WR	San Francisco 49ers
Ira Lewis	DE	Houston Texans
Greg Roberts	LB	Green Bay Packers
Orion Stewart	S	Tampa Bay Buccaneers
Jon Weeks	LS	Houston Texans

• Fourteen former Bears earned spots on NFL opening week rosters as of Sept. 1.

• **Spencer Drango** (Chargers) and **Kyle Fuller** (Seahawks) secured practice squad spots.

• **Jalen Hurd** was drafted in the third round by the San Francisco 49ers in 2019

• Baylor had 17 former lettermen with NFL teams during the 2018 preseason, representing 15 different NFL teams.

• Baylor has had 21 players selected in the first round including four players selected No. 2 overall with Robert Griffin III the most recent selection at No. 2 by the Washington Redskins in 2012.

• The Bears have had 127 players drafted overall since 1970 and 40 players compete in the Super Bowl including Atlanta Falcon **Matt Bryant** in Super Bowl LI.

TRACKING BAYLOR IN THE TOP 25

WEEK	W/L	AP	COACHES	CFP
PRE	0-0	—	RV	—
1	1-0	—	—	—
2	2-0	—	—	—
3	2-0	—	—	—
4	3-0	—	—	—
5	4-0	RV	RV	—
6				
7				
8				
9				
10				
11				
12				
13				
14				

BAYLOR WHEN RANKED...

Baylor as a ranked team: 111-55-2

Ranked Baylor vs. ranked opponent: 23-29-1

Baylor vs. ranked opponents: 54-183-6

Baylor vs. No. 1-ranked opponents: 0-11-1

Baylor vs. Top 10 opponents: 18-93-2

2019 BAYLOR FOOTBALL GAME NOTES

ARNOLD'S RETURN FOR THE RECORD BOOK

- Junior safety Grayland Arnold busted loose for a 73-yard punt return touchdown against UTSA. It was the first punt return touchdown of Arnold's career and the first for Baylor since Levi Norwood in 2013.
- At 73 yards, Arnold's return was the longest for Baylor since Shaun Rochon had an 85-yarder against Samford in 2005 and it tied with Don Huggins (1970 vs. TCU) for the ninth longest in program history.
- Arnold's score was the first allowed by UTSA in program history (nine seasons) and he is one of just 19 players in FBS to return a punt for a score over the season's first five weeks.

MORE BREWER NOTABLES

- With 303 yards against Rice, Charlie Brewer became only the ninth quarterback in Baylor history to throw for more than 9,000 yards. He owns the Baylor single-game records for completions (43) and attempts (63).
- Dating to the Texas Bowl, Brewer has thrown 121 consecutive pass attempts without an interception, 10th-best nationally.
- The junior from Austin is ranks third in the Big 12 in adjusted completion percentage (77.5) behind Oklahoma's Jalen Hurts (80.5) and Texas' Sam Ehlinger (79.1).
- Brewer's 50-yard touchdown throw to Chris Platt at Rice was the fifth-longest TD toss of his career.

RHULE'S NEW SCORING RECORD

- Baylor's 63 points against UTSA established a new scoring record for a Matt Rhule-coached team. In his six seasons as a head coach, Rhule had never had a team tally more than 60 points in a game.
- Rhule's previous high-water mark was the 60 points tallied by Temple in a 60-40 victory at SMU in 2015.
- BU established new high-scoring totals under Rhule in consecutive games following the 56 scored against SFA in the opener.
- The last time the Bears scored 60+ points was when they scored 66 on Oct. 10, 2015 when they scored 66 in a 66-7 victory at Kansas.

HIGH SCHOOL CONNECTIONS

- Baylor head coach Matt Rhule and co-offensive coordinator Jeff Nixon join elite company among college football coaches that played as high school teammates. Rhule and Nixon are both 1994 graduates of State College (Pa.) High School.
- Rhule and Nixon are joined by Temple OC Mike Uremovich/DC Jeff Knowles; UMass HC Walt Bell/AHC Luke Paschall; Navy HC Ken Niumatalolo/Co-DC Brian Norwood.

BLOCK PARTY

- Over the last 29 games, Baylor has showed the ability to make plays on special teams including blocking kicks and punts. Below is a list of Baylor's 12 blocks since the beginning of 2017.
- BU led the country in 2018 with seven blocks. As a head coach, Rhule's teams have blocked 31 kicks since 2013 (13-16, Temple; 17-current, Baylor). BU is one of five teams in FBS with three blocks in 2019.
- Baylor's seven blocked kicks in 2018 were the most since the team recorded nine in 1989.
- The Bears have blocked seven kicks in its last nine games dating back to Oklahoma State 2018.

Name	Type	Opp. (Year)	MOST BLOCKED KICKS IN A SEASON		
			Year	Blocks	
Greg Roberts	FG	UTSA (2017)	1.	1980	13
Greg Roberts	FG	Texas (2017)	2.	1989	9
Christian Morgan	Punt	Duke (2018)	3.	1984	7
BJ Thompson	XP	Kansas St. (2018)		2018	7
James Lynch	FG	at WVU (2018)	4.	1998	6
Christian Morgan	Punt	Oklahoma St. (2018)	5.	2009	5
Bravion Roy	FG	Oklahoma St. (2018)			
BJ Thompson	Punt	TCU (2018)			
BJ Thompson	XP	TCU (2018)			
Blake Lynch	Punt	SFA (2019)			
Gabe Hall	FG	SFA (2019)			
James Lynch	FG	Iowa State (2019)			

BEVY OF BAYLOR DEBUTS UNDER RHULE

- After ranking among the top teams in the country to feature freshmen in 2017 and 2018, Baylor continued to introduce new players into its lineups in the opening weeks of 2019.
- Against SFA and UTSA, Baylor had 39 players make their first appearances in a Bears' uniform, including 21 true freshmen (Brandon Bass, Davis Baucum, Will Baxter, Blake Bedier, Jacoby Clarke, Colby Delashaw, TJ Franklin, Blake George, Jackson Gleeson, Gabe Hall, Bryson Jackson, Colby Johnston, Matt Jones, Quanlan Jones, Josh Landry, Alex Lanham, Collin Losack, Paul Matavao-Poialii, Cole Maxwell, Michael McNair, Tripp Mitchell, Kyle Peterson, Casey Phillips, Prince Pines, Garmon Randolph, Noah Rauschenberg, Trystan Slinker, Shevin Smith, Sam Snyder, Yusuf Terry, Solo Turner, Brayden Utley, Skyler Wetzell, Brandon White, Harrison White, Jonah White, Kolby White, Will Williams, Niadre Zouzoua).
- Over the last two-plus seasons, Baylor has played 81 true or redshirt freshmen.

MULTIPLE TURNOVERS EQUALS WINS

- Matt Rhule defenses have forced two or more turnovers in 29 of 79 (36.7%) career games coached.
- His teams own a 21-8 record with 2+ turnovers forced, and have won 16 of the last 20 when doing so.
- Rhule's teams are 7-0 when forcing 4+ turnovers and 10-3 when creating 3+.
- His teams are 24-4 in games where they have a positive turnover margin, including 2019 wins over UTSA and ISU.

RHULE TEAMS' FOURTH QUARTER SUCCESS

- In Matt Rhule's six seasons as head coach, he has sealed the deal when leading or tied entering the fourth quarter. In his career, his teams are 20-10 when posting a fourth quarter shutout.
- Rhule-coached teams have won 36 straight games when leading or tied entering the fourth, and are 37-4 overall. All four losses came in his first season as head coach at Temple in 2013.
- When leading entering the 4Q, he has won 34 straight and is 35-3 overall with all three losses in 2013.
- Over the last four-plus seasons, Matt Rhule coached teams are 15-4 when recording a fourth-quarter shut-out. Baylor held ACU, Kansas, Texas, Iowa State and TCU scoreless in the final quarter in 2018.
- BU's second-half shutout of UT was the first under Rhule & the program's first in a B12 game since 2015 (at TCU).

PLATT IN RARE COMPANY FOR LONGEVITY

- Sixth-year senior wide receiver Chris Platt scored his first career rushing touchdown in Baylor's win over UTSA. That score placed him in elite company of players with touchdowns in five different seasons.
- Platt is just the fourth active player nationally to score in each season from 2015-19 joining Wake Forest WR Kendall Hinton, K-State RB James Gilbert and SMU RB Xavier Jones.
- His 50-yard touchdown catch from Charlie Brewer was his longest reception since 2017.
- Platt led the nation in receptions of 70+ yards in 2017 despite only playing in four games due to injury. For his career, he has five receptions of 70+ yards which is second most in Baylor history behind Melvin Bonner's six from 1989-92. Below is a list of Platt's 70-yard receptions at Baylor.

YARDS	DETAILS
89	from Seth Russell vs. Oklahoma State (2016)
79	from Zach Smith at Duke (2017)
75	from Anu Solomon vs. Liberty (2017)
73	from Zach Smith at Duke (2017)
72	from Zach Smith vs. Oklahoma (2017)

RHULE TEAMS IN YEAR THREE

- Baylor head coach Matt Rhule has experienced rebuilding projects in his career before and his time at Temple is very similar to the beginning of his tenure in Waco.
- After a 2-10 mark in 2013 with the Owls, Rhule guided the program to a 6-6 mark & bowl eligibility in 2014.
- Baylor finished 2017 with a 1-11 mark, made a big jump in year two finishing 7-6 with a bowl win.
- In his third season at Temple, Rhule led the Owls to a 10-4 record including a berth in the 2015 AAC Championship game. The Bears have opened 2019 with four consecutive wins.

SHUTTING DOWN THE RUNNING GAME

- The Baylor defense has taken pride in the shutting down its opponents on the ground in the early part of 2019. BU held Rice to only 63 rushing yards (2.2 ypc) and is allowing only 102.5 ypg in 2019 (2nd, Big 12).
- The Iowa State game was the fourth time under Rhule that Baylor had allowed less than 100 yards rushing (2019 vs. Rice; 2018 vs. UTSA; 2017 vs. Texas Tech).
- Rice's 64 rushing yards were the fewest allowed by Baylor against a FBS opponent and any opponent on the road since Nov. 21, 2015 at Oklahoma State (23 att., 8 yards, 0.3 ypc).
- Baylor allowed only 242 yards of total offense to Rice, the fewest given up since Oct. 15, 2016 against KU (217 yds). BU has only allowed 242 yards or less on the road twice since 2000 (Oct. 10, 2015 at KU, 227 yds).

MIMS IS ONE OF THE COUNTRY'S BEST

- A Preseason All-Big 12 selection, senior Denzel Mims is one of the top wide receivers in the country. Mims leads the Bears with 24 receptions, 355 yards and five touchdowns in 2019.
- The Daingerfield, Texas native ranks among Baylor's all-time greats with 2,260 yards (9th), 144 receptions (12th), 21 touchdowns (6th) and 10 100-yard games (7th).
- Mims is third among Big 12 receivers in career yards per game (57.9) behind only OU's CeeDee Lamb (74.3) and OSU's Tylan Wallace (71.8).
- His 2,260 receiving yards in his career ranks 8th among active FBS wideouts.
- Mims (2x) is one of only eight men in Baylor program history to catch three or more touchdowns in a game. He is joined by Melvin Bonner (2x), KD Cannon, Corey Coleman (4x), Lawrence Elkins, Jay Lee, Reggie Newhouse and Kendall Wright.
- Biletnikoff winner Coleman set the Baylor program record with four touchdown catches vs. Lamar in 2015.

2019 HONORS

GRAYLAND ARNOLD

Big 12 Special Teams Player of the Week (Sept. 9)

CHARLIE BREWER

Earl Campbell Tyler Rose Player of the Week (Sept. 30)
Preseason All-Big 12 fourth team (Phil Steele)
Davey O'Brien Award Watch List
Maxwell Award Watch List
Manning Award Watch List

TRESTAN EBNER

Preseason All-Big 12 third team (Athlon)
Preseason All-Big 12 fourth team (Phil Steele)

JOSH FLEEKES

Preseason All-Big 12 fourth team (Phil Steele)

CLAY JOHNSTON

Big 12 Defensive Player of the Week (Sept. 30)
Preseason All-Big 12 first team (Athlon, Lindy's, Phil Steele, Media, Waco Trib)
DCTF All-Texas College first team
Butkus Award Watch List
Nagurski Trophy Watch List

MARQUES JONES

Campbell Trophy Semifinalist
Big 12 Champions for Life selection
Lowe's Senior Class Award Nominee

JOHN LOVETT

Paul Hornung Award Watch List

BLAKE LYNCH

Preseason All-Big 12 second team (Phil Steele)

JAMES LYNCH

PFF National Team of the Week (Sept. 2)
Preseason All-Big 12 first team (Athlon, Lindy's, Phil Steele, Media, Waco Trib)
DCTF All-Texas College first team
Bednarik Award Watch List
Outland Trophy Watch List

ROSS MATISCIK

Preseason All-Big 12 second team (Phil Steele)
Patrick Mannelly Award Watch List

JOHN MAYERS

Big 12 Co-Special Teams Player of the Week (Sept. 30)

DENZEL MIMS

Big 12 Co-Offensive Player of the Week (Sept. 9)
Preseason All-Big 12 (Waco Trib)
Preseason All-Big 12 second team (Athlon, Phil Steele)
DCTF All-Texas College first team
Biletnikoff Award Watch List
Earl Campbell Tyler Rose Watch List

BRAVION ROY

Preseason All-Big 12 third team (Athlon)
Preseason All-Big 12 fourth team (Phil Steele)

SAM TECKLEBURG

Preseason All-Big 12 third team (Phil Steele)

RALEIGH TEXADA

Preseason All-Big 12 fourth team (Phil Steele)

CAREER RECORDS UPDATE

RECEIVING

YARDS

CAREER LEADERS

PLAYER	SEASONS	REC	AVG	YDS
1. Kendall Wright	2008-11	302	13.26	4,004
2. Terrance Williams	2009-12	202	16.50	3,334
3. KD Cannon	2014-16	195	15.96	3,113
4. Tevin Reese	2010-13	187	16.59	3,102
5. Corey Coleman	2013-15	173	17.39	3,009
6. Gerald McNeil	1980-83	163	16.26	2,651
7. Reggie Newhouse	1999-02	183	13.95	2,552
8. Antwan Goodley	2011-14	150	15.77	2,366
9. Denzel Mims	2016-	144	15.69	2,260
10. Lawrence Elkins	1962-64	144	14.54	2,094
11. Melvin Bonner	1989-92	92	21.57	1,984
12. Trent Shelton	2003-06	155	12.76	1,978
13. Dominique Zeigler	2003-06	166	11.58	1,923
14. Laneous Sampson	2009-12	165	11.55	1,905
15. Chris Platt	2015-	106	16.48	1,747

RECEPTIONS

CAREER LEADERS

PLAYER	SEASONS	YDS	AVG	REC
1. Kendall Wright	2008-11	4,004	13.26	302
2. Terrance Williams	2009-12	3,334	16.50	202
3. KD Cannon	2014-16	3,113	17.57	195
4. Tevin Reese	2010-13	3,102	16.59	187
5. Reggie Newhouse	1999-02	2,552	13.95	183
6. Corey Coleman	2013-15	3,009	17.39	173
7. Dominique Zeigler	2003-06	1,923	11.58	166
8. Laneous Sampson	2009-12	1,905	11.55	165
9. Gerald McNeil	1980-83	2,651	16.26	163
10. Trent Shelton	2003-06	1,978	12.76	155
11. Antwan Goodley	2011-14	2,366	15.77	150
12. Lawrence Elkins	1962-64	2,094	14.54	144
13. Denzel Mims	2016-	2,260	15.69	144
14. Robert Quiroga	2000-03	1,478	11.28	131
15. Levi Norwood	2011-14	1,626	12.70	128
16. Brandon Whitaker	2003-07	782	6.52	120
17. David Gettis	2006-09	1,555	13.41	116
18. Chris Platt	2015-	1,747	16.48	106

TOUCHDOWNS

CAREER LEADERS

PLAYER	SEASONS	REC	YDS	TD
1. Corey Coleman	2013-15	173	3,009	33
2. Kendall Wright	2008-11	302	4,004	30
3. Terrance Williams	2009-12	202	3,334	27
4. KD Cannon	2014-16	195	3,113	27
5. Tevin Reese	2010-13	187	3,102	24
6. Antwan Goodley	2011-14	150	2,366	21
7. Denzel Mims	2016-	144	2,260	21
8. Lawrence Elkins	1962-64	144	2,094	19
9. Melvin Bonner	1989-92	92	1,984	19
10. Gerald McNeil	1980-83	163	2,651	17
11. Chris Platt	2015-	105	1,740	12

RECEPTIONS OF 70+ YARDS

CAREER LEADERS

PLAYER	SEASONS	TOTAL
1. Melvin Bonner	1989-92	6
2. Terrance Williams	2009-12	5
3. Chris Platt	2015-	5
4. KD Cannon	2014-16	3
5. Corey Coleman	2013-15	3
6. Tevin Reese	2010-13	2
7. Antwan Goodley	2011-14	2
8. Denzel Mims	2016-	2
9. 32 times		1

PASSING

COMPLETION PERCENTAGE

CAREER LEADERS MINIMUM 250 ATTEMPTS

PLAYER	SEASONS	ATT	CMP	PCT
1. Robert Griffin III	2008-11	1,192	800	.671
2. Charlie Brewer	2017-	713	458	.642
3. Bryce Petty	2011-14	845	530	.627
4. Nick Florence	2009-12	754	466	.618
5. Shawn Bell	2003-06	914	559	.612

PASSING EFFICIENCY

CAREER LEADERS MINIMUM 300 ATTEMPTS

PLAYER	SEASONS	CMP	ATT	PCT	YDS	TD	INT	RATING
1. Bryce Petty	2011-14	530	845	.627	8,195	62	10	166.03
2. Seth Russell	2013-16	345	606	.569	5,461	60	18	159.40
3. Robert Griffin III	2008-11	800	1,192	.671	10,366	78	17	158.90
4. Charlie Brewer	2017-	458	713	.642	5,553	40	13	144.52
5. Nick Florence	2009-12	466	754	.618	6,301	41	22	144.11
6. J.J. Joe	1990-93	347	665	.522	5,995	31	28	134.87
7. Shawn Bell	2003-06	559	914	.612	5,666	38	17	123.23

YARDS

CAREER LEADERS

PLAYER	SEASONS	ATT	CMP	PCT	YDS
1. Robert Griffin III	2008-11	1,192	800	.671	10,366
2. Bryce Petty	2011-14	845	530	.627	8,195
3. Nick Florence	2009-12	754	466	.618	6,301
4. J.J. Joe	1990-93	665	347	.522	5,995
5. Shawn Bell	2003-06	914	559	.612	5,666
6. Charlie Brewer	2017-	713	458	.642	5,553

ATTEMPTS

CAREER LEADERS

PLAYER	SEASONS	CMP	YDS	ATT
1. Robert Griffin III	2008-11	800	10,366	1,192
2. Shawn Bell	2003-06	559	5,666	914
3. Bryce Petty	2011-14	530	8,195	845
4. Jeff Watson	1994-97	425	5,531	802
5. Nick Florence	2009-12	466	6,301	754
6. Brad Goebel	1987-90	375	5,026	730
7. Charlie Brewer	2017-	458	5,553	713

COMPLETIONS

CAREER LEADERS

PLAYER	SEASONS	ATT	YARDS	CMP
1. Robert Griffin III	2008-11	1,192	10,366	800
2. Shawn Bell	2003-06	914	5,666	559
3. Bryce Petty	2011-14	845	8,195	530
4. Nick Florence	2009-12	754	6,301	466
5. Charlie Brewer	2017-	713	5,553	458

TOUCHDOWNS

CAREER LEADERS

PLAYER	SEASONS	YDS	INT	TD
1. Robert Griffin III	2008-11	10,366	16	78
2. Bryce Petty	2011-14	8,195	10	62
3. Seth Russell	2013-16	5,461	18	60
4. Nick Florence	2009-12	6,301	22	41
5. Charlie Brewer	2017-	5,553	13	40

TOUCHDOWN-TO-INTERCEPTION RATIO

CAREER LEADERS MINIMUM 20 TOUCHDOWNS

PLAYER	SEASONS	TD	INT	PCT.
1. Bryce Petty	2011-14	62	10	6.200
2. Robert Griffin III	2008-11	78	16	4.875
3. Seth Russell	2013-16	60	18	3.333
4. Charlie Brewer	2017-	40	13	3.077
5. Shawn Bell	2003-06	38	17	2.235
6. Nick Florence	2009-12	41	22	1.864

INTERCEPTION PERCENTAGE

CAREER LEADERS MINIMUM 300 ATTEMPTS

PLAYER	SEASONS	INT	ATT	PCT.
1. Bryce Petty	2011-14	10	845	.0118
2. Robert Griffin III	2008-11	17	1,192	.0142
-- Charlie Brewer	2017-	13	713	.0182
3. Shawn Bell	2003-06	17	914	.0186
4. Nick Florence	2009-12	22	754	.0292
5. Seth Russell	2013-16	18	606	.0336

TOTAL OFFENSE

TOTAL PLAYS

CAREER LEADERS

PLAYER	SEASONS	RUSH	PASS	PLAYS
1. Robert Griffin III	2008-11	528	1,192	1,720
2. J.J. Joe	1990-93	408	665	1,073
3. Bryce Petty	2011-14	192	845	1,037
4. Jeff Watson	1994-97	216	802	1,018
5. Shawn Bell	2003-06	101	914	1,015
6. Nick Florence	2009-12	205	754	959
7. Charlie Brewer	2017-	229	713	942

TOTAL YARDS

CAREER LEADERS

PLAYER	SEASONS	RUSH	PASS	YDS
1. Robert Griffin III	2008-11	2,254	10,366	12,620
2. Bryce Petty	2011-14	338	8,195	8,533
3. Nick Florence	2009-12	651	6,301	6,952
4. J.J. Joe	1990-93	820	5,995	6,815
5. Charlie Brewer	2017-	637	5,553	6,190

DEFENSE

SACKS

CAREER LEADERS

PLAYER	SEASONS	SACKS
1. Shawn Oakman	2013-15	17.5
2. Taylor Young	2014-17	15.5
3. Daryl Gardener	1992-95	15.0
Chris McAllister	2010-13	15.0
5. Scotty Lewis	1990, 92-94	14.0
6. James Francis	1986-89	13.5
Matthew Pearson	1991-92	13.5
8. John Garrett	2000-03	13.0
Jamal Palmer	2012-15	13.0
10. K.J. Smith	2014-17	12.0
Santana Dotson	1988-91	12.0
Glenn Coy	1994-97	12.0
-- James Lynch	2017-	11.5

TACKLES FOR LOSS

CAREER LEADERS

PLAYER	SEASONS	YDS	TFL
1. Charles Benson	1979-82	259	49.0
2. Shawn Oakman	2013-15	176	46.5
3. Taylor Young	2014-17	161	39.0
4. John Garrett	2000-03	131	38.5
5. Robin Jones	1988-91	164	38.0
6. Mike Singletary	1977-80	103	34.0
7. Justin Crooks	2001-04	108	33.5
8. Scotty Lewis	1990, 92-94	114	33.0
9. Daryl Gardener	1992-95	111	32.5
10. Santana Dotson	1988-91	117	30.0
Andrew Billings	2013-15	112	30.0
-- Clay Johnston	2016-	91	24.0

RUSHING

YARDS

CAREER LEADERS

PLAYER	SEASONS	ATT	AVG	YDS
1. Shock Linwood	2013-16	713	5.91	4,213
2. Walter Abercrombie	1978-81	732	5.01	3,665
3. Jerod Douglas	1994-97	522	5.39	2,811
4. Jay Finley	2007-10	478	5.56	2,660
5. Alfred Anderson	1980-83	554	4.38	2,424
6. Robert Griffin III	2008-11	528	4.27	2,254
7. Darrell Bush	1997-00	503	4.47	2,249
8. Dennis Gentry	1977, 79-81	414	5.39	2,231
9. Lache Seastrunk	2012-13	289	7.57	2,189
10. David Mims	1989-92	364	5.66	2,060
11. Terrance Ganaway	2009-11	364	5.61	2,042
12. Eldwin Raphael	1987-90	435	4.42	1,921
13. Terence Williams	2015-17	346	5.37	1,859
14. Robert Strait	1990-93	428	4.34	1,856
15. Rashad Armstrong	2002-03	417	4.13	1,721
16. Paul Mosley	2003-06	408	4.21	1,718
17. Larry Hickman	1956-58	388	4.41	1,713
18. Glasco Martin	2010-13	348	4.85	1,687
19. Pinkie Palmer	1966-68	444	3.50	1,554
20. Cleveland Franklin	1973-76	303	5.08	1,538
21. Jerry Coody	1951-53	345	4.45	1,536
22. Johnny Jefferson	2014-15	236	6.46	1,524
23. Brandell Jackson	1992-94	290	5.11	1,482
24. JaMycal Hasty	2016-	304	4.81	1,463
25. Pat McNeil	1973-75	277	5.28	1,462
26. Steve Beaird	1973-74	335	4.33	1,449
27. L.G. Dupre	1952-54	311	4.58	1,423
28. John Henry	1990-93	285	4.82	1,375
29. Ronnie Bull	1959-61	295	4.59	1,354
30. Del Shofner	1954-56	220	6.12	1,346
31. Gary Lacy	1972-73	314	4.25	1,335
32. Jarred Salubi	2009-12	250	5.23	1,308
33. Devin Chafin	2013-15	222	5.68	1,261
34. John Lovett	2017-	241	5.21	1,256
35. Bradford Lewis	1991-94	324	3.80	1,230
36. Mathew Williams	1970-71	339	3.48	1,180
37. Gary Blair	1976-77	292	4.01	1,170
38. Brandon Whitaker	2003-07	275	4.25	1,169
39. Allen Rice	1982-83	238	4.25	1,011
-- Trestan Ebner	2017-	109	6.13	668
-- Charlie Brewer	2017-	229	2.78	637

DEPTH CHART VS. KANSAS STATE

OFFENSE

WR	14 CHRIS PLATT (5-11, 172, 6SR.)
	21 Josh Fleeks (5-11, 188, So.)
WR	81 TYQUAN THORNTON (6-3, 176, SO.) <u>OR</u>
	84 MARQUES JONES (6-2, 211, SR.)
WR	5 DENZEL MIMS (6-3, 215, SR.)
	16 Jared Atkinson (6-3, 216, Jr.)
WR	13 RJ SNEED (6-1, 200, SO.)
	80 Jackson Gleeson (6-0, 180, R-Fr.)
LT	76 CONNOR GALVIN (6-7, 302, SO.)
	57 Johncarlo Valentin (6-4, 320, SR.)
LG	52 SAM TECKLENBURG (6-4, 310, Sr.)
	61 Khalil Keith (6-5, 320, So.)
C	63 JAKE FRUHMORGEN (6-6, 305, SR.)
	55 Xavier Newman (6-2, 307, Jr.)
RG	74 PRINCE PINES (6-4, 339, R-FR.)
	77 Jason Moore (6-3, 296, So.)
RT	56 BLAKE BEDIER (6-5, 302, JR.) <u>OR</u>
	79 CASEY PHILLIPS (6-5, 303, R-FR.)
TE	91 ROB SAULIN (6-5, 302, SO.) <u>OR</u>
	87 CHRISTOPH HENLE (6-6, 259, SO.)
QB	12 CHARLIE BREWER (6-1, 206, JR.)
	11 Gerry Bohanon (6-3, 221, R-Fr.)
RB	6 JAMYCAL HASTY (5-9, 205, SR.) <u>OR</u>
	25 TRESTAN EBNER (5-11, 208, JR.) <u>OR</u>
	7 JOHN LOVETT (6-0, 212, JR.) <u>OR</u>

DEFENSE

END	9 JAMES LOCKHART (6-2, 263, SR.)
	97 Niadré Zouzoua (6-4, 237, Jr.)
NT	99 BRAVVION ROY (6-1, 333, SR.)
	95 Gabe Hall (6-5, 305, Fr.)
END	93 JAMES LYNCH (6-4, 295, JR.)
	98 Chidi Ogbonnaya (6-5, 290, So.)
WLB	26 TERREL BERNARD (6-1, 222, SO.) <u>OR</u>
	38 JORDAN WILLIAMS (6-0, 223, SR.)
MLB	4 CLAY JOHNSTON (6-1, 232, SR.)
	52 Matt Jones (6-3, 237, Fr.)
SLB	2 BLAKE LYNCH (6-3, 225, SR.)
	24 Jalen Pitre (6-0, 212, Jr.)
CB	11 JAMESON HOUSTON (5-11, 200, SR.)
	37 Mark Milton (6-1, 182, R-Fr.)
S	1 GRAYLAND ARNOLD (5-10, 190, JR.)
	42 Jairon McVea (5-9, 185, Jr.)
S	3 CHRIS MILLER (6-0, 191, SR.)
	22 JT Woods (6-2, 190, So.)
S	8 HENRY BLACK (6-0, 206, SR.)
	15 Christian Morgan (6-1, 211, So.)
CB	13 RALEIGH TEXADA (5-10, 180, JR.)
	12 Kalon Barnes (6-0, 186, So.)

SPECIAL TEAMS

FG	95 JOHN MAYERS (5-10, 184, R-FR.)
	99 Noah Rauschenberg (6-1, 203, Fr.)
KO	89 JAY SEDWICK (5-11, 211, SO.) <u>OR</u>
	99 NOAH RAUSCHENBERG (6-1, 203, FR.)
P	43 ISSAC POWER (6-1, 200, R-FR.)
	99 Noah Rauschenberg (6-1, 203, Fr.)
KR	7 JOHN LOVETT (6-0, 212, JR.)
	21 Josh Fleeks (5-11, 188, So.)
PR	1 GRAYLAND ARNOLD (5-10, 190, JR.) <u>OR</u>
	13 RJ SNEED (6-1, 200, SO.)
LS	46 ROSS MATISCIK (6-0, 235, SR.)
	67 Thor Rodoni (6-2, 211, Jr.)
H	32 SKYLER WETZEL (5-9, 190, JR.)
	89 Jay Sedwick (5-11, 211, So.)

CAREER STARTS

32	Sam Tecklenburg
29	Chris Platt
27	Denzel Mims
25	Clay Johnston
23	Blake Lynch
20	Charlie Brewer, Bravvion Roy
19	Grayland Arnold
17	James Lynch, Chris Miller
16	Jake Fruhmorgen (9), Jordan Williams
14	Henry Black, JaMycal Hasty
11	Xavier Newman
10	Connor Galvin, Marques Jones, Raleigh Texada
9	Jalen Pitre, Johncarlo Valentin
8	Christoph Henle, Jameson Houston, John Lovett
7	James Lockhart
5	Terrel Bernard
4	Blake Bedier, Gavin Holmes, Prince Pines, RJ Sneed, Tyquan Thornton
3	Jared Atkinson, Christian Morgan
2	Trestan Ebner, Josh Fleeks, Ross Maticcik, Ryan Miller
1	Kalon Barnes, Tyler Henderson, Jairon McVea, Rob Saulin

CONSECUTIVE STARTS

29	Sam Tecklenburg
17	James Lynch
13	Clay Johnston
12	Blake Lynch

CAREER GAMES PLAYED

47	Chris Platt
42	Henry Black, Ross Maticcik, Sam Tecklenburg, Jordan Williams
40	Blake Lynch
39	Denzel Mims
38	Jameson Houston, Bravvion Roy
37	Clay Johnston
35	JaMycal Hasty, Chris Miller
33	James Lockhart (16)
30	Jake Fruhmorgen (19)
29	Jared Atkinson
28	Grayland Arnold, Trestan Ebner, Marques Jones, James Lynch
27	John Lovett, Jairon McVea
26	Jalen Pitre, Trystan Slinker
25	Charlie Brewer
23	Ryan Miller
20	Zeke Brown, Raleigh Texada
19	Xavier Newman
18	Koby Bullard
17	Terrel Bernard, Connor Galvin, Christoph Henle, Tyquan Thornton
16	Josh Fleeks, Christian Morgan
15	Kalon Barnes
14	Ashton Logan, Chidi Ogbonnaya, Rob Saulin, RJ Sneed, Skyler Wetzel (10)
13	Tyler Henderson, Owen Rogers, Jay Sedwick
11	Jake Copeland, Gavin Holmes, Russell Morrison, Johncarlo Valentin
10	Khalil Keith, Abram Smith
7	Cody George, Mark Milton
6	Gerry Bohanon, Jason Moore, Ben Sims, Bralen Taylor
5	John Mayers, Issac Power
4	Blake Bedier, Gabe Hall, Bryson Jackson, Michael McNair, Casey Phillis, Prince Pines, Brayden Utley, Will Williams, Niadre Zouzoua
3	Dru Dixon, Garret McGuire, Ty Smith, Jim Threet
2	Davis Baucum, Will Baxter, Blake George, Colby Johnston, Matt Jones, Qualan Jones, Josh Landry, Alex Lanham, Paul Matavao-Poialii, Cole Maxwell, Tripp Mitchell, Kyle Peterson, Garmon Randolph, Noah Rauschenberg, Thor Rodoni, Harrison White, Kolby White, Craig Williams
1	Brandon Bass, Jacoby Clarke, Colby Delashaw, TJ Franklin, Jackson Gleeson, Collin Losack, Shevin Smith, Yusuf Terry, Solo Turner, Brandon White, Jonah White

(italics represent previous school total)

PRONUNCIATION GUIDE

GRAYLAND Arnold	GRAY-lund
KALON Barnes	KAY-lun
BLAKE BEDIER	BEH-dee-YAY
TERREL Bernard	TUH-rell
GERRY Bohanon	Gary
Davis DIVALL	Davis DUH-VOL
Trestan EBNER	TRESS-tan EBB-nurr
Jake FRUHMORGEN	froo-MOHR-gen
CHRISTOPH HENLE	KRISS-toff HEN-lee
MARQUES Jones	MAR-kuss
QUALAN Jones	KWAY-lun
KHALIL Keith	KUH-leal
Henry KLINGE	Cling
Paul MATAVAO-POIALII	Mot-UH-vow POE-uh-LEE-ee
ROSS MATISCIK	Mat-IZ-sick
JAIRON MCVEA	JARE-un MICK-vay

XAVIER Newman	ex-AY-vee-uhr
CHIDI OGBONNAYA	CHEE-dee OH-bug-nye-uh
Jalen PITRE	PEE-tree
Noah RAUSCHENBERG	RAW-shin-BURG
Thor RODONI	RUH-dohn-ee
BRAVVION Roy	BRAY-vee-on
BRALEN Taylor	BRAY-lin
YUSUF Terry	You-SUFF
RALEIGH TEXADA	RAW-lee tuh-HAH-duh
TYQUAN Thornton	tye-KWON
Johncarlo VALENTIN	Val-in-tine
Skyler WETZEL	Wet-ZULL
Jacob ZENO	ZEE-no
Niadré ZOUZOUA	KNEE-ah-DRAY ZOO-zwah

PLAYER SPOTLIGHTS



1 GRAYLAND ARNOLD

S • 5-10 • 190 • JR. • 2L
KOUNTZE, TEXAS (KOUNTZE HS)

Veteran defensive back that redshirted 2018 ... Ranks 7th among Baylor active leaders in career starts (19) ... voted a single digit by teammates in 2017 and 2018

2019 (Junior): Has started all four games on the season at safety ... Had 3 tackles (2 solo) and returned 2 punts vs. ISU (9/28) ... Tallied 4 tackles (2 solo), including 1.0 TFL in a victory at Rice (9/21) ... Named Big 12 Special Teams Player of the Week after returning a punt 73 yards for a touchdown vs. UTSA (9/7), the first punt return TD for the Bears since 2013, tied for the ninth longest in program history, also collected three tackles on the day ... Against SFA (8/31), made 4 tackles (2 solo) and a half TFL, also returned 2 punts for a total of 17 yards, including a career-long 13 yard return.

DEFENSIVE

YEAR	G/GS	UT	AT	TT	TFL-YD	QBS-YD	FF/FR	PBU	INT-YD
2016	11/4	17	3	20	2.0-10	0-0	0/0	4	0-0
2017	9/9	26	9	35	3.0-8	0-0	1/1	8	1-20
2018	4/2	6	0	6	0-0	0-0	0/0	0	0-0
2019	4/4	9	5	14	1.5-2	0-0	0/0	0	0-0
CAREER	28/19	58	17	75	6.5-20	0-0	1/1	12	1-20

PUNT RETURNS

YEAR	G/GS	NO	YD	AVG	TD	LP/OPPONENT
2016	11/4	0	0	0.0	0	--
2017	9/9	0	0	0.0	0	--
2018	4/2	2	12	6.0	0	11/Kansas
2019	4/4	7	103	14.7	1	73/UTSA
CAREER	28/19	9	115	12.8	1	73/UTSA (2019)

CAREER BESTS

Tackles: 6 vs. Texas Tech (11/11/17); at TCU (11/24/17)
Solo Tackles: 5 at TCU (11/24/17)
Tackles-For-Loss: 2 vs. Boise State (12/27/16)
Interceptions: 1 vs. Texas (10/28/17)
Forced Fumbles: 1 at Oklahoma State (10/14/17)
Fumble Recoveries: 1 at Oklahoma State (10/14/17)
Pass Breakups: 2 at WVU (12/3/16); vs. ISU (11/18/17)



16 JARED ATKINSON

WR • 6-3 • 216 • JR. • 2L
MESQUITE, TEXAS (HORN HS)

2019 (Junior): Has appeared in all four games on the year ... Recorded his second catch of the season, a 9-yd reception vs. ISU (9/28) ... made an appearance at Rice (9/21) and had one pass attempt to his credit, but did not record a catch ... Made an appearance vs. UTSA (9/7) but did not catch a pass ... Caught one pass for 16 yards vs. SFA (8/31).

ATKINSON CAREER STATISTICS

RECEIVING

YEAR	G/GS	REC	YD	AVG	TD	LP/OPPONENT
2016	9/0	4	44	11.0	0	20/at West Virginia
2017	12/2	5	73	14.6	0	25/at TCU
2018	4/1	0	0	0.0	0	0/0
2019	4/0	2	25	12.5	0	16/SFA
CAREER	29/3	11	142	12.9	0	25/at TCU

PASSING

YEAR	G/GS	CMP	ATT	PCT	YDS	INT	TD	EFF.	LP/OPPONENT
2016	9/0	0	0	0.0	0	0	0	0.0	0
2017	12/2	1	1	100.0	20	0	0	268.0	20/
2018	4/0	1	1	100.0	36	0	0	402.4	36/UTSA
2019	4/0	0	1	0.0	0	0	0	0.0	-
CAREER	29/2	2	3	66.7	56	0	0	223.5	36/UTSA

RUSHING

YEAR	G/GS	ATT	YD	AVG/A	TD	LP/OPPONENT
2016	9/0	1	1	1.0	0	1
2017	12/2	2	15	7.5	0	8/Iowa State
2018	4/0	0	0	0.0	0	-
2019	4/0	0	0	0.0	0	-
CAREER	29/2	3	16	5.3	0	8/Iowa State

CAREER BESTS

Receptions: 3 at TCU (11/24/17)
Receiving Yards: 49 at TCU (11/24/17)
Touchdowns: --
Longest Reception: 25 at TCU (11/24/17)
100-Yard Games: Season (0); Career (0)
200-Yard Games: Season (0); Career (0)



12 KALON BARNES

CB • 6-0 • 186 • SO. • 1L
SILSBEE, TEXAS (SILSBEE HS)

One of the fastest player in the nation ... member of Baylor track and field team ... all conditions 100 meter personal best of 10.04 during senior year of high school ... won Texas high school 100 and 200 meter titles in both 2017 and 2018 ... nickname is "Boogie" ... moved to corner from wide receiver during 2018 fall camp.

2019 (Sophomore): Had 1 tackle and 1 pass breakup in victory over ISU (9/28) ... Tallied 1 tackle and forced his first-career fumble at Rice (9/21) ... Collected a career-high 4 tackles (2 solo) and was credited with one pass breakup vs. UTSA (9/7) ... Made his season debut in the opener vs. SFA (8/31), making one tackle, also credited with one pass defense.

BARNES CAREER STATISTICS

DEFENSIVE

YEAR	G/GS	UT	AT	TT	TFL-YD	QBS-YD	FF/FR	PBU	INT-YD
2018	11/1	7	3	10	0-0	0-0	0/0	1	0-0
2019	4/0	3	4	7	0.5-0	0-0	1/0	2	0-0
CAREER	15/1	10	7	17	0.5-0	0-0	1/0	3	0-0

DEFENSIVE CAREER BESTS

Tackles: 4, vs. UTSA (9/7/19)
Solo Tackles: 3, vs. Oklahoma State (11/3/18)
Tackles-For-Loss: N/R
Interceptions: N/R
Forced Fumbles: 1 at Rice (9/21/19)
Fumble Recoveries: N/R
Pass Breakups: 1, 2x, vs. ISU (9/28/19), vs. UTSA (9/7/19), vs. Kansas State (10/6/18)

PLAYER SPOTLIGHTS



26
TERREL BERNARD
 LB • 6-1 • 222 • SO. • 1L
 LA PORTE, TEXAS (LA PORTE HS)

2019 (Sophomore): Has appeared in all four games on the season and started three games so far on the season at WLB ... finished tied for second on the team with a season-high 6 tackles (2 solo) vs. ISU (9/28) ... tallied 5 tackles (3 solo) at Rice (9/21) ... collected 4 tackles (1 solo) and was credited with 1 QBH vs. UTSA (9/7)... in the season opener vs. SFA (8/31), collected 4 total tackles (2 solo).

BERNARD CAREER STATISTICS									
DEFENSIVE									
YEAR	G/GS	UT	AT	TT	TFL-YD	QBS-YD	FF/FR	PBU	INT-YD
2017	2/0	0	0	0	0-0	0-0	0/0	0	0-0
2018	11/2	22	22	44	3.0-15	1-12	0/0	1	1-28
2019	4/3	8	11	19	0-0	0-0	0/0	1	0-0
CAREER	17/5	33	33	66	3.0-15	1-12	0/0	2	1-28

CAREER BESTS
Tackles: 7, three times, last vs. Kansas (9/22/18)
Solo Tackles: 5 vs. Kansas (9/22/18)
Tackles-For-Loss: 1 twice, last vs. Kansas (9/22/18)
Sacks: 1 at UTSA (9/8/18)
Interceptions: 1 vs. ACU (9/1/18)
Forced Fumbles: --
Fumble Recoveries: --
QB Hurries: 1 vs. UTSA (9/7/19)



8
HENRY BLACK
 S • 6-0 • 206 • SR. • 3L
 SHREVEPORT, LA. (WOODLAWN HS)

Ranks second among active Baylor players in career games played with 42 Voted a single-digit by his teammates in Aug. 2019 and 2018 ... Completed undergraduate degree in December 2018.

2019 (Senior): Has started all four games on the season ... finished with 3 tackles (all solo) with 1 pass breakup, the first of his career in a victory over ISU (9/28) ... had 2 tackles in the Bears' victory at Rice (9/21) ... finished with 5 tackles vs. UTSA (9/7), second most on the team. against SFA (8/31), made 1 tackle in the win.

BLACK CAREER STATISTICS									
DEFENSIVE									
YEAR	G/GS	UT	AT	TT	TFL-YD	QBS-YD	FF/FR	PBU	INT-YD
2015									redshirt
2016	13/0	6	2	8	0-0	0-0	0/0	0	0-0
2017	12/6	13	12	25	0-0	0-0	0/0	0	1-0
2018	13/4	18	6	24	3.0-21	2.0-18	0/0	0	0-0
2019	4/4	6	5	11	0-0	0-0	0/0	1	0-0
CAREER	41/13	40	25	65	3.0-21	2.0-18	0/0	1	1-0

CAREER BESTS
Tackles: 8 vs. TCU (11/17/18)
Solo Tackles: 6 vs. TCU (11/17/18)
Tackles-For-Loss: 2.0 vs. TCU (11/17/18)
Sacks: 1.0, 2x, vs. TCU (11/17/18) vs. Kansas State (10/6/18)
Interceptions: 1 at Duke (9/16/17)
Forced Fumbles: --
Fumble Recoveries: --
Pass Breakups: --1 vs. Iowa State (9/27/19)



11
GERRY BOHANON
 QB • 6-3 • 221 • R-FR. • RS
 EARLE, ARK. (EARLE HS)

Physical, athletic quarterback prospect expected to backup Charlie Brewer in 2019 ... saw action in three games as true freshman, but earned redshirt ... enrolled January 2018 ... Spring 2018 Big 12 Commissioner's Honor Roll.

2019 (RS-Freshman): Made his third appearance of the season vs. Iowa State (9/28) ... against UTSA (9/7) rushed for 93 yards on 7 carries, including his first career rushing TD, also was 4-for-7 passing for 15 yards ... in the season opener vs. SFA (8/31), was 5-for-6 for 51 yards passing, tossed his first career TD pass, a 9-yd pass to Tyquan Thornton, also rushed for 84 yards on six carries with a long of 39.

BOHANON CAREER STATISTICS										
PASSING										
YEAR	G/GS	CMP	ATT	PCT	YDS	INT	TD	EFF.	LP/OPPONENT	
2018	3/0	0	1	0.0	0	0	0	0.0	0	
2019	3/0	9	13	69.0	66	0	1	137.3	16/SFA	
CAREER	6/0	9	14	69.0	66	0	1	127.5	16/SFA	

RUSHING						
YEAR	G/GS	ATT	YD	AVG/A	TD	LP/OPPONENT
2018	3/0	2	5	2.5	0	3/Oklahoma State
2019	3/0	14	176	12.6	1	38/UTSA
CAREER	6/0	16	181	11.3	1	38/UTSA



12
CHARLIE BREWER
 QB • 6-1 • 206 • JR. • 2L
 AUSTIN, TEXAS (LAKE TRAVIS HS)

Athletic, accurate, smart QB with outstanding intangibles ... has started 19 of last 20 games for Baylor ... 2019 Preseason All-Big 12 selection (Phil Steele) ... 2019 Davey O'Brien Award watch list ... 2019 Maxwell Award watch list ... 2017 Big 12 Co-Offensive Freshman of the Year (Coaches) ... Career completion percentage of .642 is second-best in BU history (RGIII, .671) ... Has posted 13 career 200+ passing yard games, good for 7th most in program history ... The Austin native has eclipsed 300 yards passing nine times, becoming the fourth player in program history with nine or more games of 300+ yards passing ... Brewer has passed for 400+ yards twice, fifth most in BU history (Robert Griffin III, Bryce Petty, Blake Szymanski, Nick Florence) ... Has nine career rushing TDs, 7th-most by a Baylor quarterback in program history ... 2017 Big 12 Offensive Freshman of the Year (Waco Trib and Athlon Sports) ... Set national high school completion percentage record as all-state senior while winning state title ... Father, uncle and older brother all played quarterback in college.

2019 (Junior): Riding a strong second-half performance, Brewer had his second-straight 300+ passing yards performance vs. Iowa State (9/28), throwing for 307 yards on 26-of-45 passing, tying his career high of 3 TD passes, also rushed 13 times for 29 yards in the victory, named The Earl Campbell Tyler Rose Award Player of the Week ... was 20-for-27 for 303 yards and 1 TD, including a season-long pass of 50 yards (a TD to Platt), also led the team in rushing as he rushed 12 times for 58 yards, including 1 TD at Rice (9/21) ... against UTSA (9/7), was 12-for-16 passing for 163 yards and 3 TD passes, also rushed 4 times for 10 yards, including his eighth-career rushing TD on a 5-yd scamper, did not throw an interception ... in the season opener vs. SFA (8/31), threw for 199 yards on 21-of-31 passing, with three passing TDs and no interceptions.

BREWER CAREER STATISTICS

PASSING

YEAR	G/GS	CMP	ATT	PCT	YDS	INT	TD	EFF.	LP/OPPONENT
2017	8/4	139	204	68.1	1,562	4	11	146.33	58/at TCU (TD)
2018	13/12	240	390	62.0	3,019	9	19	138.0	75/Vanderbilt
2019	4/4	79	119	66.4	972	0	10	162.7	50/Rice (TD)
CAREER	25/20	458	713	64.2	5,553	13	40	144.5	75/Vanderbilt (TD)

RUSHING


YEAR	G/GS	ATT	YD	AVG/A	TD	LP/OPPONENT
2017	8/4	65	166	2.6	0	51/at TCU
2018	13/12	133	375	2.8	7	38/Vanderbilt
2019	4/4	31	96	3.1	2	25/Rice (TD)
CAREER	25/20	229	637	2.8	9	51/at TCU

RECEIVING

YEAR	G/GS	REC	YD	AVG	TD	LP/OPPONENT
2017	8/1	1	20	20.0	0	20/Kansas
2018	13/12	1	36	36.0	0	36/UTSA
2019	4/4	0	0	0	0	-
CAREER	25/20	2	56	28.0	0	36/UTSA (2018)

CAREER BESTS
PASSING
Attempts: 63 vs. Texas Tech (11/11/17)
Completions: 43 vs. Texas Tech (11/11/17)
Yards: 417 vs. Texas Tech (11/11/17)
Touchdowns: 3, 6 times, vs. Iowa State (9/27/19), vs. Texas Tech (11/24/18); vs. Kansas (9/22/18); at UTSA (9/8/18); at Kansas (11/4/17); vs. Texas Tech (11/11/17)
Longest Pass: 75 vs. Vanderbilt (12/27/18)
200-Yard Games: Season (2); Career (13) (Last at Rice 9/21/19)
300-Yard Games: Season (2); Career (9) (Last at Rice 9/21/19)
400-Yard Games: Season (0); Career (2) (Last at Oklahoma 9/29/18)

RUSHING
Attempts: 18 vs. TCU (11/17/18)
Yards: 109 vs. Vanderbilt (12/27/18)
Touchdowns: 2 vs. Duke (9/15/18)
Longest Rush: 51 at TCU (11/24/17)
100-Yard Games: Season (0); Career (1)
200-Yard Games: Season (0); Career (0)



25
TRESTAN EBNER
 RB • 5-11 • 208 • JR. • 2L
 HENDERSON, TEXAS (HENDERSON HS)

Quick runner with elite pass-catching skills ... 10th among Power 5 running backs with 29 receptions in 2018 ... three career 100-yard games (two receiving, one rushing) ... 2019 Preseason All-Big third team (Athlon), 2019 Preseason All-Big 12 fourth team (Phil Steele)
2019 (Junior): Rushed 4 times for 16 yards in a victory over ISU (9/28) ... at Rice (9/1) carried the ball 7 times for 10 yards, also had 1 reception for 5 yards ... against UTSA (9/7) rushed 4 times for 76 yards with a long of 55 yards, a new career best ... had a career day in the season opener vs. SFA (8/31), scored a career-high three touchdowns (two rushing, one receiving), opened up scoring with a 16-yard receiving TD and then in the second quarter had back-to-back scores, a 21-yard rushing TD and an 11-yd rushing TD, finished with 2 carries (both scores) for 32 yards and 5 receptions for 40 yards.

EBNER CAREER STATISTICS

RUSHING

YEAR	G/GS	ATT	YD	AVG	TD	LP/OPPONENT
2017	11/0	23	121	5.3	2	40/WVU (TD)
2018	13/1	69	413	6.0	1	34/Vanderbilt (TD)
2019	4/1	17	134	7.9	2	55/UTSA
CAREER	28/2	109	668	6.1	5	55/UTSA

RECEIVING

YEAR	G/GS	REC	YD	AVG	TD	LP/OPPONENT
2017	11/0	20	267	13.4	3	58/at TCU (TD)
2018	13/1	29	348	12.0	1	75/Vanderbilt (TD)
2019	4/1	6	45	7.5	1	16/SFA
CAREER	28/2	55	660	12.0	5	75/Vanderbilt (2018)

PUNT RETURNS

YEAR	G/GS	NO	YD	AVG	TD	LP/OPPONENT
2017	11/0	0	0	0	0	0.0
2018	13/1	0	7	0.7	1	7 vs. OSU (TD)
2019	4/1	0	0	0.0	0	--
CAREER	28/2	0	7	0.3	1	7 vs. OSU (11/13/18)

PASSING

YEAR	G/GS	CMP	ATT	PCT	YDS	INT	TD	EFF.	LP/OPPONENT
2017	11/0	0	0	0.0	0	0	0	0.0	--
2018	13/1	0	1	0.0	0	1	0	-200.0	--
2019	4/1	0	0	0.0	0	0	0	0.0	--
CAREER	28/2	0	1	0.0	0	1	0	-200.0	--

CAREER BESTS
RUSHING
Attempts: 17 vs. Kansas State (10/6/18)
Yards: 100 vs. Kansas State (10/6/18)
Touchdowns: 2 vs. SFA (8/31/19)
Longest Rush: 55 vs. UTSA (9/7/19)
100-Yard Games: Season (0); Career (1) vs. Kansas State (10/6/18)
200-Yard Games: Season (0); Career (0)

CAREER BESTS
RECEIVING
Receptions: 6 at TCU (11/24/17)
Receiving Yards: 109, twice vs. Vanderbilt (12/27/18); vs. West Virginia (10/22/17)
Touchdowns: 2 vs. West Virginia (10/22/17)
Longest Reception: 75 vs. Vanderbilt (12/27/18)
100-Yard Games: Season (0); Career (2) (Last vs. Vanderbilt 12/27/18)
200-Yard Games: Season (0); Career (0)



21
JOSH FLEEKE
 WR • 5-11 • 188 • SO. • 1L
 DALLAS, TEXAS (CEDAR HILL HS)

Speedy, elusive slot receiver that excels with ball in his hands ... 2019 Preseason All-Big 12 fourth team (Phil Steele)
2019 (Sophomore): Made an appearance vs. ISU (9/28), but did not record a stat ... rushed for his first TD of the year, a 6-yd scamper at Rice (9/21), overall had 2 carries for 5 yards and returned 1 kick for 14 yards ... had 1 kick return for 25 yards vs. UTSA (9/7) ... in the season opener vs. SFA (8/31), caught 4 passes for 37 yards, also returned 1 kickoff for 16 yards.

FLEEKE CAREER STATISTICS

RECEIVING

YEAR	G/GS	REC	YD	AVG	TD	LP/OPPONENT
2018	12/1	14	126	9.0	1	34/Kansas (9/22/18)
2019	4/0	4	37	9.2	0	12/SFA (8/31/19)
CAREER	16/1	18	163	9.1	1	34/Kansas (2018)

RUSHING

YEAR	G/GS	ATT	YD	AVG	TD	LP/OPPONENT
2018	12/1	9	16	1.8	1	17/OSU (11/3/18)
2019	4/0	2	5	2.5	1	6/Rice (TD) (9/21/19)
CAREER	16/1	11	21	1.9	2	17/OSU (2018)

PLAYER SPOTLIGHTS

KICK RETURNS

YEAR	G/GS	NO	YD	TD	LONG	AVG/R
2018	12/1	21	380	0	41	18.1
2019	4/0	3	55	0	25	18.3
CAREER	16/1	24	435	0	41	18.1

ALL-PURPOSE

YEAR	G/GS	RUSH	RCV	PR	KR	TOTAL	AVG/G
2018	12/1	16	126	0	380	522	43.5
2019	4/0	5	37	0	55	97	32.3
CAREER	16/1	21	163	0	435	619	41.3

CAREER BESTS

RUSHING

Attempts: 2, 3x, vs. OSU (11/3/18), at West Virginia (10/25/18), vs. ACU (9/1/18)

Yards: 18, vs. OSU (11/3/18)

Touchdowns: 1, 2x, at Rice (9/21/19), at West Virginia (10/25/18)

Longest Rush: 17, vs. OSU (11/3/18)

100-Yard Games: --

200-Yard Games: --

RECEIVING

Receptions: 5 vs. Kansas (9/22/18)

Receiving Yards: 65 vs. Kansas (9/22/18)

Touchdowns: 1 vs. Kansas (9/22/18)

Longest Reception: 34 yards vs. Kansas (9/22/18)

100-Yard Receiving Games: --

200-Yard Receiving Games: --



95

GABE HALL

DT • 6-5 • 305 • FR. • HS
WALLER, TEXAS (WALLER HS)

2019 (Freshman): Has appeared in all four games on the season ... Was credited with 2 QB hurries, the first of his career, in a victory over ISU (9/28) ... Has blocked 1 of 2 kicks for the Bears this year ... Appeared for the Bears at DT at Rice (9/21) ... Made an appearance vs. UTSA (9/7), but did not record a stat ... Made his collegiate debut vs. SFA (8/31), came up with his first career blocked kick as he blocked an SFA field goal attempt.

HALL CAREER STATISTICS

DEFENSIVE

YEAR	G/GS	UT	AT	TT	TFL-YD	QBS-YD	FF/FR	QBH	INT-YD
2019	4/0	0	0	0	0-0	0-0	0/0	2	0-0

CAREER BESTS

Tackles: N/A

Solo Tackles: N/A

Tackles-For-Loss: N/A

Sacks: N/A

Forced Fumbles: N/A

Fumbles Recovered: N/A

QB Hurries: 2 - vs. Iowa State (9/27/19)

Pass Breakups: N/A

Blocked Kick: 1 vs. SFA (8/31)



6

JAMYCAL HASTY

RB • 5-9 • 205 • SR. • 3L
LONGVIEW, TEXAS (LONGVIEW HS)

Elusive and quick fifth-year senior running back ... 35 games played with 15 career starts ... Rushed for 434 yards on 82 carries, 4 rushing TDs, 1 receiving TD in 2018 ... Ran for 314 yards and one TD in injury-marred sophomore season ... Rushed for 623 yards and three scores as a redshirt freshman in 2016 ... Sat out 2015 as redshirt ... 2018 Big 12 All-Academic second team selection ... Graduated with a degree in health, kinesiology and leisure studies in August 2018 ... selected by his teammates for a single-digit jersey number in 2019 and 2018.

2019 (Senior): Had 3 carries for 10 yards and 3 receptions, a season high, for 14 yards in a victory over ISU (9/28) ... rushed 7 times for 39 yards, with a long of 21 yards, also had 1 reception for 6 yards and had 1 kick return for 11 yards at Rice (9/21) ... rushed 7 times for 18 yards and his first TD of the year, also caught 2 passes for 8 yards vs. UTSA (9/7) ... Made his 14th career start in the season opener vs. SFA (8/31), collected 25 yards rushing on 10 carries, also tallied 2 receptions for 6 yards.

HASTY CAREER STATISTICS

RUSHING

YEAR	G/GS	ATT	YD	AVG	TD	LP/OPPONENT
2015			redshirt			
2016	12/0	119	623	5.2	3	31/at Rice
2017	8/3	76	314	4.1	1	41/Iowa State
2018	11/10	82	434	5.3	4	54/ACU (TD)
2019	4/2	27	92	3.4	1	21/Rice
CAREER	35/15	304	1463	4.8	9	54/ACU (TD)

RECEIVING

YEAR	G/GS	REC	YD	AVG	TD	LP/OPPONENT
2015			redshirt			
2016	12/0	3	26	8.7	0	21/at Rice
2017	8/3	25	105	4.2	0	17/Texas Tech
2018	11/10	26	170	6.5	1	34/ACU
2019	4/2	8	34	4.2	0	15/Iowa State
CAREER	35/15	62	335	5.4	1	34/ACU

PUNT RETURNS

YEAR	G/GS	NO	YD	AVG	TD	LP/OPPONENT
2015			redshirt			
2016	12/0	0	0	0.0	0	0/0
2017	0/0	0	0	0.0	0	0/0
2018	11/10	0	33	0.0	1	33/Duke
2019	4/1	0	0	0.0	0	0/0
CAREER	35/15	0	33	0.0	1	0/0

CAREER BESTS

RUSHING

Attempts: 19 at Oklahoma (11/12/16)

Yards: 105 at Rice (9/16/16)

Touchdowns: 2, vs. ACU (9/1/18)

Longest Rush: 51 vs. ACU (9/1/18)

100-Yard Games: Season (0); Career (2) (Last 9/1/18 vs. ACU)

200-Yard Games: Season (0); Career (0)

CAREER BESTS

Receptions: 9 vs. Texas Tech (11/11/17)

Receiving Yards: 67 vs. ACU (9/1/18)

Touchdowns: 1 at UTSA (9/8/18)

Longest Reception: 34 vs. ACU (9/1/18)

100-Yard Games: Season (0); Career (0)

200-Yard Games: Season (0); Career (0)

PLAYER SPOTLIGHTS



87

CHRISTOPH HENLE

TE • 6-6 • 259 • SO. • 1L
INNSBRUCK, AUSTRIA (THE OAKRIDGE SCHOOL)

Physical blocker that served as primary tight end during 2018 season ... Enrolled January 2018 ... originally from Innsbruck, Austria ... attended high school in Arlington, Texas ... spring 2018 Big 12 Commissioner's Honor Roll selection.

2019 (Sophomore): Has appeared in all four games this season at tight end ... made an appearance vs. ISU (9/27), but did not record a stat ... hauled in his second catch of the season, a season-long 11-yd reception at Rice (9/21) ... earned his first start of the season vs. UTSA (9/7) but did not record a catch ... had 1 reception for 8 yards in the season opener vs. SFA (8/31).

HENLE CAREER STATISTICS

RECEIVING

YEAR	G/GS	REC	YD	AVG	TD	LP/OPPONENT
2018	13/6	7	58	8.3	0	13/Kansas (9/22/18)
2019	4/1	2	19	9.5	0	11/Rice (9/21/19)
CAREER	17/7	9	77	8.6	0	13/Kansas (2018)

CAREER BESTS

Receptions: 2, vs. Vanderbilt (12/27/18)
Receiving Yards: 13 vs. Kansas (9/22/18)
Touchdowns: --
Longest Reception: 13 vs. Kansas (9/22/18)
100-Yard Games: --



11

JAMESON HOUSTON

CB • 5-11 • 200 • SR. • 3L
AUSTIN, TEXAS (ST. MICHAEL'S ACADEMY)

2019 (Senior): Has appeared in all 4 games on the season, starting all 4 at cornerback ... collected 2 tackles vs. ISU (9/28) ... at Rice (9/21), tallied a season-best 4 tackles (2 solo) along with 1 pass break up ... started at cornerback vs. UTSA (9/7) collected 2 tackles on the day ... was named a game team captain for the season opener vs. SFA (8/31), started at cornerback, did not record a stat.

HOUSTON CAREER STATISTICS

DEFENSIVE

YEAR	G/GS	UT	AT	TT	TFL-YD	QBS-YD	FF/FR	QBH	INT-YD
2016	11/2	13	2	15	0.5-1	0-0	1/1	0	0-0
2017	11/2	16	2	18	1.0-4	0-0	0/0	1	0-0
2018	12/0	6	3	9	0-0	0-0	0/0	0	0-0
2019	4/4	4	4	8	0-0	0-0	0/0	0	0-0
CAREER	38/8	39	11	50	1.5-5	0-0	1/1	1	0-0

CAREER BESTS

Tackles: 6 vs. Texas (10/28/17)
Solo Tackles: 5 vs. Texas (10/28/17)
Tackles-For-Loss: 1.0 vs. Texas Tech (11/11/17)
PBUs: 1, nine times, last at Rice (9/21/19)
Forced Fumbles: 1 at Texas (10/29/16)
Recovered Fumbles: 1 at Texas (10/29/16)



4

CLAY JOHNSTON

LB • 6-1 • 232 • SR. • 3L
ABILENE, TEXAS (WYLIE HS)

One of the top linebackers in the Big 12 Conference ... fifth-year senior returning starter at the MIKE position ... 203 career tackles leads team ... has had 9 double-digit tackle performances in his career ... 2019 Preseason All-Big 12 first team selection (Athlon, Lindy's, Phil Steele, Media) ... Butkus Award Watch List ... Nagurski Trophy Watch List ... DCTF All-Texas College first team ... Father, Kent, spent over two decades as strength and conditioning coach, most recently with the NFL's San Diego Chargers and currently serves as injury return specialist with Baylor sports medicine ... completed undergraduate degree in December 2018 ... pursuing master's in sport pedagogy ... 2018 All-Big 12 coaches second team selection ... AP All-Big 12 second team honoree ... Waco Tribune-Herald All-Big 12 second team ... Earned team's Fellowship of Christian Athletes (FCA) Award in the spring ... Earned a single digit jersey in Aug. 2019.

2019 (Senior): Started all four games so far on the year at MLB ... for the second-straight game had a team-high 13 tackles vs. ISU (9/28), also had 1.5 TFL, a season-high 2 pass breakups and 1.0 sack for 5 yards, named Big 12 Defensive Player of the Week ... tallied a team-high 13 tackles (7 solo), with 2.0 TFL and 1 pass break up at Rice (9/21) ... led the team with 6 tackles (2 solo), a career-best 1.5 sacks for 8 yards vs. UTSA (9/7) ... in the season opener vs. SFA (8/31), finished second on the team with 5 tackles (3 solo) with a half TFL and one pass breakup ...

JOHNSTON CAREER STATISTICS

DEFENSIVE

YEAR	G/GS	UT	AT	TT	TFL-YD	QBS-YD	FF/FR	QBH	INT-YD
2015									
2016	13/2	14	12	26	4.0-14	0-0	0/0	1	1-65
2017	8/8	34	20	54	9.0-29	1.0-7	1/0	3	0-0
2018	12/11	64	35	99	5.5-26	1.0-12	0/0	0	0-0
2019	4/4	19	18	37	5.5-22	2.5-13	0/0	1	0-0
CAREER	37/25	131	85	216	24.0-91	4.5-32	1/0	5	1-65

CAREER BESTS

Tackles: 17, vs. Oklahoma State (11/3/18)
Solo Tackles: 14, vs. Oklahoma State (11/3/18)
Tackles-For-Loss: 3.0 at Duke (9/16/17)
Sacks: 1.5 vs. UTSA (9/7/19)
Interceptions: 1 vs. Kansas (10/15/16)
Forced Fumbles: 1 vs. Liberty (9/2/17)
Fumble Recoveries: --
QB Hurries: 2 at Duke (9/16/17)



84

MARQUES JONES

WR • 6-2 • 211 • SR. • 2L
MCKINNEY, TEXAS (MCKINNEY HS)

Speedy wide receiver and scholar athlete ... Named Baylor's 2018-19 engineering student of the year ... Scored first and last touchdowns of 2018 season for Baylor including the game-winner vs. Vanderbilt in Texas Bowl ... Has played in 28 career games with 10 starts ... 2018 Gerald Lage Academic Achievement Award from Big 12 ... 2018 and 2017 Academic All-Big 12 first team ... Completed a 4.0 GPA in Electrical and Computer Engineering for spring 2019 ... Earned a scholarship at the end of 2018 fall camp.

2019 (Senior): Has appeared in 3-of-4 games on the season for the Bears ... made his second-straight start of the season at receiver vs. UTSA (9/7) ... started at wide receiver in the season opener vs. SFA (8/31), did not record a stat.

PLAYER SPOTLIGHTS

M. JONES CAREER STATISTICS

RECEIVING

YEAR	G/GS	REC	YD	AVG	TD	LP/OPPONENT
2015			redshirt			
2016	0/0	0	0	0.0	0	--
2017	12/1	3	35	11.7	0	14/Texas
2018	13/7	21	242	11.5	2	52/Vanderbilt (TD)
2019	3/2	0	0	0.0	0	--
CAREER	28/10	24	277	11.5	2	52/Vanderbilt (TD)

CAREER BESTS

Receptions: 3, 3x, at Iowa State (11/10/18), at Oklahoma (9/29/18), vs. Duke (9/15/18)
Receiving Yards: 52 vs. Vanderbilt (12/27/18)
Touchdowns: 1, vs. Vanderbilt (12/27/18); vs. ACU (9/1/18)
Longest Reception: 52 vs. Vanderbilt (12/27/18)
100-Yard Games: Season (0); Career (0)
200-Yard Games: Season (0); Career (0)



9

JAMES LOCKHART

DE • 6-2 • 263 • SR. • 1L
 ENNIS, TEXAS (TEXAS A&M)

Fifth-year senior leader on the defensive line ... hailed by coaching staff for having best spring of all defensive linemen, named Most Improved Defensive Player in the spring ... Has played in 33 career games with six starts ... 2018 Big 12 All-Academic second team honoree ... Transfer from Texas A&M enrolled at Baylor in January 2017 ... Redshirted the 2017 season and retained two years of eligibility ... Played in 16 games in his career at Texas A&M ... earned bachelor's degree in May 2019 ... pursuing master's degree in sport pedagogy

2019 (RS Senior - Baylor): Has started at defensive end in all four games on the season ... tallied 2 tackles, 1.0 sack, 1.0 TFL in the Bears' victory over ISU (9/28), also forced a fumble on the Cyclones' final drive to solidify the win for the Bears ... collected a season-best 4 tackles (3 solo), with 2.0 TFL, including his first sack of the year, 1 fumble recovery and 1 pass break up and 2 QB hurries as the Bears won a defensive battle at Rice (9/21) ... collected 3 tackles (1 solo) in the victory over UTSA (9/7) ... in the season opener vs. SFA (8/31), collected 1 solo tackle, a TFL for 6 yards in the victory.

LOCKHART CAREER STATISTICS

DEFENSIVE

YEAR	G/GS	UT	AT	TT	TFL-YD	QBS-YD	FF/FR	QBH	INT-YD
2015 (A&M)	4/0	1	3	4	0-0	0-0	0/0	0	0-0
2016 (A&M)	12/0	7	4	11	1.0-5	0-0	0/0	0	0-0
2017 (BU)					redshirt				
2018 (BU)	13/2	7	4	11	3.0-7	1.0-5	0/0	2	0-0
2019 (BU)	4/4	9	3	10	4.0-21	2.0-11	1/1	4	0-0
CAREER	33/6	22	14	36	7.0-28	3.0-16	1/1	6	0-0

CAREER BESTS

Tackles: 4, 2x, at Rice (9/21/19), vs. ACU (9/1/18)
Solo Tackles: 4 vs. ACU (9/1/18)
Tackles-For-Loss: 2.0 at Rice (9/21/19)
Sacks: 1.0, 3x, vs. ISU (9/28/19), at Rice (9/21/19), vs. ACU (9/1/18)



7

JOHN LOVETT

RB • 6-0 • 212 • JR. • 2L
 BURLINGTON, N.J. (CHEROKEE HS)

Physical, attacking running back and ... spent spring 2019 learning safety position ... could see time at running back and safety in 2019 ... Paul Hornung Award Watch List ... led Baylor in rushing during 2017-18 seasons ... Lovett became the 39th Baylor player in program history to rush for 1,000 yards ... Has 1,256 yards rushing in his career, good for 38th-best in program history ... Voted single-digit number by teammates in 2017 and 2018.

2019 (Junior): Had 12 carries for 52 yards and returned one kick for 25 yards vs. ISU (9/28) ... earned his first start of the season at Rice (9/21), rushing for 9 yards on 5 carries, also returned 1 kick for 20 yards ... rushed 9 times for 69 yards, a long of 19, also hauled in one pass for 13 yards vs. UTSA (9/7) ... rushed for 100+ yards for the fourth time in his career in the season opener vs. SFA (8/31), finished with a team-high 108 yards on 8 carries with a long of 38, averaged 13.5 yards per carry and 1 TD.

LOVETT CAREER STATISTICS

RUSHING

YEAR	G/GS	ATT	YD	AVG	TD	LP/OPPONENT
2017	11/4	98	445	4.5	5	74/at Kansas State (TD)
2018	12/3	109	573	5.3	6	75/vs. OSU (TD)
2019	4/1	34	238	7.0	1	38/SFA (8/31/19)
CAREER	27/8	241	1256	5.2	12	75/vs. OSU (TD) (11/3/18)

RECEIVING

YEAR	G/GS	REC	YD	AVG	TD	LP/OPPONENT
2017	11/4	7	20	2.9	0	6/ISU
2018	12/3	5	48	9.6	0	10/Kansas
2019	4/1	1	13	13.0	0	13/UTSA
CAREER	27/8	13	81	6.2	0	13/UTSA (2019)

KICK RETURNS

YEAR	G/GS	NO	YD	AVG	TD	LP/OPPONENT
2017	11/4	7	125	17.9	0	33
2018	12/3	1	14	14.0	0	14/ACU
2019	4/1	4	90	22.5	0	26/UTSA
CAREER	27/8	12	229	19.1	0	33 (2017)

CAREER BESTS


RUSHING

Attempts: 28 vs. Texas Tech (11/24/18)
Yards: 125 vs. Texas Tech (11/24/18)
Touchdowns: 3 vs. ACU (9/1/18)
Longest Rush: 75 vs. OSU (11/3/18) (TD)
100-Yard Games: Season (1); Career (4) vs. SFA (8/31/19), vs. Texas Tech (11/24/18), vs. OSU (11/3/18), vs. ACU (9/1/18)
200-Yard Games: Season (0); Career (0)

RECEIVING

Receptions: 3 vs. UTSA (9/9/17)
Receiving Yards: 18, at West Virginia (10/25/18)
Touchdowns: --
Longest Reception: 6 vs. ISU (11/18/17)
100-Yard Games: Season (0); Career (0)
200-Yard Games: Season (0); Career (0)

PLAYER SPOTLIGHTS



2
BLAKE LYNCH
LB • 6-3 • 225 • SR. • 3L
GILMER, TEXAS (GILMER HS)

One of the most multi-talented players in the country ... Has made 22 career starts at five different positions (corner, linebacker, safety, wide receiver, running back) ... started at safety once and linebacker nine times in 2018 ... played both corner and wide receiver in 2017, making starts at both positions ... Saw action at both running back and receiver in 2016 ... has also seen game action at wildcat quarterback in his career ... 2019 Preseason All-Big 12 second team selection (Phil Steele) ... Former prep All-American ... Served on mission trip to Brazil during summer 2017 ... Earned his undergraduate degree in December 2018.

2019 (Senior): Started the first four games of the season at SLB ... made three tackles against Iowa State (9/28) ... finished with a season-high 4 tackles (2 solo) at Rice (9/21) ... tallied his second career sack vs. UTSA (9/7), finished with 2 total tackles in the victory ... in the season opener vs. SFA (8/31), hauled in his second-career interception, collected 2 tackles (1 solo), a half TFL, 1 pass break up and blocked the first kick of his career, a punt in the first quarter.

B. LYNCH CAREER STATISTICS

DEFENSIVE									
YEAR	G/GS	UT	AT	TT	TFL-YD	QBS-YD	FF/FR	PBU	INT-YD
2015									
				redshirt					
2016	11/3	1	0	1	0-0	0-0	0/0	0	0-0
2017	12/5	13	5	18	0-0	0-0	0/0	6	0-0
2018	13/10	31	16	47	4.0-18	1.5-5	0/1	2	1-15
2019	4/4	6	5	11	1.5-3	1-1	0/0	2	1-1
CAREER	40/21	51	26	77	5.5-21	2.5-6	0/1	10	2-16

DEFENSE

Tackles: 10 at Texas (10/13/18)
Solo Tackles: 9 at Texas (10/13/18)
Tackles-For-Loss: 2.0 vs. Vanderbilt (12/27/18)
Interception: 1, 2x, vs. SFA (8/31/19), vs. Texas Tech (11/24/18)
PBUs: 2 vs. Liberty (9/2/17); at Oklahoma State (10/14/17)
Sack: 1.0, 2x, vs. UTSA (9/7/19), vs. Vanderbilt (12/27/18)
Blocked Kick: 1 vs. SFA (8/31/19)

CAREER BESTS

RECEIVING

Receptions: 7 vs. Texas Tech (11/11/17)
Receiving Yards: 110 at TCU (11/24/17)
Longest Reception: 57 at ISU (10/1/16)
Touchdowns: 1, four times, last at TCU (11/24/17)
100-Yard Games: Season (1); Career (1)
200-Yard Games: Season (0); Career (0)

RUSHING

Attempts: 6 at Oklahoma (11/12/16)
Yards: 58 at Oklahoma (11/12/16)
Touchdowns: --
Longest Rush: 21 at Oklahoma (11/12/16)
100-Yard Games: Season (0); Career (0)



93
JAMES LYNCH
DT • 6-4 • 295 • JR. • 2L
ROUND ROCK, TEXAS (ROUND ROCK HS)

Athletic, physical defender with pass rushing skills ... 2019 Preseason All-Big 12 first team (Athlon, Lindy's, Phil Steele, Media) ... 2019 DCTF All-Texas College first team ... Named to the watch lists for the Bednarik Award and Outland Trophy ... Career totals of 18.5 TFL and 12.5 sacks lead the Baylor roster ... 2018 All-Big 12 second team selection (coaches) ... 2018 AP All-Big 12 first team ... 2018 Waco Tribune-Herald All-Big 12 first team ... 2018 Academic All-Big 12 second team honoree ... 2017 ESPN Freshman All-American.

2019 (Junior): Has started all four games on the year at defensive end ... collected 2 tackles, 1.0 TFL, recovered his first fumble since 2017 to secure the Bears' victory over Iowa State (9/28), also blocked an ISU field goal attempt, his first of the season and second of his career ... had a career-high 2.0 sacks for 15 yards along with 2 tackles (2 solo) at Rice (9/21) ... collected 2 QB hurries and 2 tackles in a victory over UTSA (9/7) ... in the season opener had his first sack of the season for six yards, tied career-best with 2 QB hurries, finished with 2 tackles (one solo) and 1.5 TFL vs. SFA (8/31).

J. LYNCH CAREER STATISTICS

DEFENSIVE									
YEAR	G/GS	UT	AT	TT	TFL-YD	QBS-YD	FF/FR	QBH	INT-YD
2017	11/0	15	5	20	5.0-21	3.0-18	0/1	0	0-0
2018	13/13	24	16	40	9.0-58	5.5-45	0/0	6	0-0
2019	4/4	6	2	8	4.5-25	3.0-21	0/1	5	0-0
CAREER	28/17	45	23	68	18.5-104	11.5-84	0/2	11	0-0

CAREER BESTS

Tackles: 7 at TCU (11/24/17)
Solo Tackles: 5 at TCU (11/24/17)
Tackles-For-Loss: 2.0, twice, last vs. K-State (10/6/18)
Sacks: 2.0 at Rice (9/21/19)
Forced Fumbles: --
Fumbles Recovered: 1, 2x, vs. Iowa State (9/28/19), at Kansas (11/4/17)
QB Hurries: 2, 2x, vs. SFA (8/31/19), vs. Duke (9/15/18)
Pass Breakups: 1, 2x, vs. ACU (9/1/18), vs. Duke (9/15/18)
Blocked Kick: 1, 2x, vs. Iowa State (9/28/19), at West Virginia (10/25/18)



95
JOHN MAYERS
K • 5-10 • 184 • R-FR. • RS
FLOWER MOUND, TEXAS (MARCUS HS)

2019 (RS-Freshman): Kicked the eventual game-winning field goal with 21 seconds left vs. Iowa State (9/28), a 38-yarder, his first-career made field goal, also was 2-for-2 in extra points, named Big 12 Co-Special Teams Player of the Week ... finished 3-for-3 in extra points vs. Rice (9/21), missed first career field goal attempt from 37 yards ... was 7-for-7 in extra points vs. UTSA (9/7), a new career best ... was 6-for-6 in extra points in the season opener vs. SFA (8/31), did not attempt a field goal

MAYERS CAREER STATISTICS

PLACE-KICKING						
YEAR	G	PAT-A	PCT	FG-A	PCT	TP
2018	1	3-3	1.000	0-0	--	3
2019	4	18-18	1.000	1-3	33.3	21
CAREER	5	21-21	1.000	1-3	33.3	24

CAREER BESTS

Longest FG: 38 yds vs. Iowa State (9/28/19)
Most FGs: 1 vs. Iowa State (9/28/19)
Most PATs: 7 vs. UTSA (9/7/19)
Most Points: 7 vs. UTSA (9/7/19)

PLAYER SPOTLIGHTS



3

CHRIS MILLER

S • 6-0 • 191 • SR. • 3L
FRISCO, TEXAS (LONE STAR HS)

Returning starter at safety ... has played in 35 career games with 17 starts ... 2018 Big 12 honorable mention ... Voted into single-digit jersey by teammates for 2017, 2018 and 2019 seasons

2019 (Senior): Started all four games on the year at safety ... collected 5 tackles (all solo) in a victory over ISU (9/28) ... had 5 tackles (3 solo) with 1.0 TFL at Rice (9/21) ... finished tied for second on the team with 5 tackles (2 solo) in the victory over UTSA (9/7) ... in the season opener SFA (8/31), making 5 tackles (4 solo), tied for second-most on the team, with 0.5 TFL.

C. MILLER CAREER STATISTICS

DEFENSIVE										
YEAR	G/GS	UT	AT	TT	TFL-YD	QBS-YD	FF/FR	PBU	INT-YD	
2016	8/0	4	2	6	0-0	0-0	0/0	0	0-0	
2017	11/1	15	13	28	0-0	0-0	0/1	2	0-0	
2018	12/12	50	17	67	1.5-9	1.0-9	1/1	2	0-0	
2019	4/4	14	6	20	1.5-3	0-0	0/0	0	0-0	
CAREER	35/17	83	38	121	3.0-12	1.0-9	1/2	4	0-0	

CAREER BESTS

Tackles: 10, vs. Texas Tech (11/24/18)
Solo Tackles: 8, vs. OSU (11/3/18)
Tackles-For-Loss: 1.0 2x, at Rice (9/21/19), vs. OSU (11/3/18)
Interceptions: 1.0 vs. OSU (11/3/18)
Forced Fumbles: 1 vs. K-State (10/6/18)
Fumble Recoveries: 1, twice, last vs. K-State (10/6/18)
Pass Breakups: 1, vs. Vanderbilt (12/27/18), vs. Duke (9/15/18), at OSU (10/14/17); at TCU (11/24/17)



5

DENZEL MIMS

WR • 6-3 • 215 • SR. • 3L
DAINGERFIELD, TEXAS (DAINGERFIELD HS)

One of the top returning receivers in the Big 12 Conference ... ranks 9th on Baylor's career receiving yards list (2,260) ... Ranks tied for 12th in Baylor history with 144 career receptions ... Ranks tied for 6th in BU history with 21 receiving touchdowns in his career ... 10 career 100-yard receiving games ... Preseason All-Big 12 second team (Athlon, Phil Steele) ... DCTF All-Texas College first team ... three time Biletnikoff Award Watch List honoree ... Earned a single digit jersey in Aug. 2019.

2019 (Senior): Has started all four games this season at wide receiver ... collected his third-straight 100+ yards receiving performance as he tallied 106 yards on 6 catches with 2 TDs in a victory over ISU (9/28) ... at Rice (9/21) had his second-straight 100+ receiving performance as he collected 102 yards on six receptions with a season-long of 35 yards ... tied his career-best with three receiving touchdowns and had his seventh-career 100+ yard receiving performance as he finished with 101 yards on seven receptions vs. UTSA (9/7), as he was named Big 12 Co-Offensive Player of the Week for his performance ... in the season opener against SFA (8/31), hauled in five passes (tied for the team high) for 46 yards and a long of 21 yards.

MIMS CAREER STATISTICS

RECEIVING							
YEAR	G/GS	REC	YD	AVG	TD	LP/OPPONENT	
2016	11/1	4	24	6.0	0	10/at Rice	
2017	12/11	61	1,087	17.8	8	71/Oklahoma (TD)	
2018	12/10	55	794	14.4	8	55/ACU	
2019	4/4	24	355	14.8	5	46/ISU	
CAREER	39/26	144	2,260	15.7	21	71/Oklahoma (TD) (2017)	

CAREER BESTS

Receptions: 12 vs. Texas Tech (11/11/17)
Receiving Yards: 192 vs. Oklahoma (9/23/17)
Touchdowns: 3, 2x, vs. UTSA (9/7/19) vs. Oklahoma (9/23/17)
Longest Reception: 71 vs. Oklahoma (9/23/17) (TD)
100-Yard Games: Season (3); Career (10) (Last vs. ISU (9/28/19))



15

CHRISTIAN MORGAN

S • 6-1 • 211 • SO. • 1L
HOUSTON, TEXAS (PORTER HS)

Athletic, rangy safety ... shown a knack for blocking kicks with two in his freshman season ... Enrolled January 2018

2019 (Sophomore): Made an appearance vs. ISU (9/28) but did not record a stat ... tallied 3 tackles (1 solo) at Rice (9/21) ... made his season debut vs. UTSA (9/7), did not record a stat ... did not make an appearance in the season opener vs. SFA (8/31) ...

MORGAN CAREER STATISTICS

DEFENSIVE										
YEAR	G/GS	UT	AT	TT	TFL-YD	QBS-YD	FF/FR	PBU	INT-YD	
2018	13/3	13	5	18	1.5-2	0-0	1/0	1	1--2	
2019	3/0	1	2	3	0-0	0-0	0/0	0	0-0	
CAREER	16/3	14	7	21	1.5-2	0-0	1/0	1	1--2	

CAREER BESTS

Tackles: 5 at Texas (10/13/18)
Solo Tackles: 4 vs. K-State (10/6/18)
Tackles-For-Loss: 1.0 at West Virginia (10/25/18)
Interceptions: 1 vs. K-State (10/6/18)
Forced Fumbles: 1, at West Virginia (10/25/18)
Fumble Recoveries: --
Pass Breakups: --
Blocked Punts: 1, 2x, vs. Oklahoma State (11/3/18), vs. Duke (9/15/18)



98

CHIDI OGBONNAYA

DT • 6-5 • 290 • SO. • 1L
HOUSTON, TEXAS (LANGHAM CREEK HS)

2019 (Sophomore): Collected 1 tackle vs. ISU (9/28) .. tallied 1 tackle at Rice (9/1) ... recorded his first career tackle for loss vs. UTSA (9/7) ... made his season debut in the opener vs. SFA (8/31), but did not record a stat.

OGBONNAYA CAREER STATISTICS

DEFENSIVE										
YEAR	G/GS	UT	AT	TT	TFL-YD	QBS-YD	FF/FR	QBH	INT-YD	
2018	10/0	3	2	5	0-0	0-0	0/0	0	0-0	
2019	3/0	2	0	2	1-1	0-0	0/0	0	0-0	
CAREER	13/0	5	2	7	1-1	0-0	0/0	0	0-0	

PLAYER SPOTLIGHTS



14 CHRIS PLATT

WR • 5-11 • 172 • 6SR. • 4L
WILLIS, TEXAS (WILLIS HS)

Sixth-year senior ultra-fast receiver and returner ... granted sixth year of NCAA eligibility in January 2019 ... Has played in 46 career games with 28 starts ... Ranks 15th on Baylor's career receiving yards list (1,747) ... Five of 12 career TD catches have been 70 or more yards, four came in 2017 ... Tied for second in BU history with Terrance Williams in career catches of 70 or more yards with five ... Missed final eight games of 2017 with knee injury ... competed for Baylor track and field squad in 2015, 2017 and 2019 ... Earned All-American honors in 4x400m relay in both 2017 and 2019 ... Helped 4x400m team to Big 12 title in 2017 ... completed undergraduate degree in May 2018.

2019 (6-Yr Senior): Had 1 reception for 7 yards vs. ISU (9/28) ... tallied 5 receptions for 85 yards, including a 50-yard TD reception, his longest reception since 2017, also rushed for 5 yards on 1 carry at Rice (9/21) ... recorded 1 catch vs. UTSA (9/7), also rushed for a 15-yd TD, his first score of the year, making him just one of four active players in NCAA Division I to score a TD in five different seasons (2015-19) ... started the season opener vs. SFA (8/31) at wide receiver, hauling in one reception for 23 yards.

PLATT CAREER STATISTICS

RECEIVING						
YEAR	G/GS	REC	YD	AVG	TD	LP/OPPONENT
2014			redshirt			
2015	13/1	11	155	14.1	1	42/SMU (TD)
2016	13/9	35	567	16.2	4	89/Oklahoma State (TD)
2017	4/4	16	401	25.1	5	79/at Duke (TD)
2018	13/12	36	511	14.2	1	45/at Oklahoma
2019	4/3	8	113	14.1	1	50/Rice (TD)
CAREER	47/29	106	1,747	16.5	12	89/Oklahoma St. 2016 (TD)

KICK RETURNS						
YEAR	G/GS	NO	YD	AVG	TD	LP/OPPONENT
2014			redshirt			
2015	13/1	13	359	27.6	0	84/West Virginia
2016	13/9	0	0	0.0	0	--
2017	4/4	2	24	12.0	0	14/Liberty
2018	13/12	2	47	23.5	0	24/West Virginia
2019	4/3	0	0	0	0	--
CAREER	46/28	17	430	25.3	0	84/West Virginia (2015)

PUNT RETURNS						
YEAR	G/GS	NO	YD	AVG	TD	LP/OPPONENT
2014			redshirt			
2015	13/1	0	0	0.0	0	--
2016	13/9	0	0	0.0	0	--
2017	4/4	0	0	0.0	0	--
2018	13/12	2	-24	-12.0	0	--
2019	4/3	0	0	0.0	0	--
CAREER	47/29	2	-24	-12.0	0	--

RUSHING						
YEAR	G/GS	ATT	YD	AVG	TD	LP/OPPONENT
2015	13/1	0	0	0.0	0	--
2016	13/9	1	8	8.0	0	8/Kansas
2017	4/4	4	36	9.0	0	26/UTSA
2018	13/12	2	31	15.5	0	19/Kansas
2019	4/3	2	20	10.0	1	15/UTSA
CAREER	47/29	9	95	10.6	1	26/UTSA (2017)

CAREER BESTS
Receptions: 6 vs. Boise State (12/27/16)
Receiving Yards: 148 at Duke (9/16/17)
Longest Reception: 89 vs. Oklahoma State (9/24/16) (TD)
Touchdowns: 2 vs. Oklahoma State (9/24/16); vs. Liberty (9/2/17); at Duke (9/16/17)
100-Yard Games: Season (0); Career (4) (Last vs. Texas Tech, 2018)
200-Yard Games: Season (0); Career (0)



43 ISSAC POWER

P • 6-1 • 200 • R-FR. • RS
CASTLE ROCK, COLO. (PONDEROSA HS)

2019 (RS Freshman): At Rice (9/21), punted 3 times for 107 yards (35.7 average) ... vs. UTSA (9/7) punted 3 times for 131 total yards, average of 43.67 per punt with a career-best long of 51 yards, with 1 downed within the 20 yard line ... in the opener vs. SFA (8/31), punted four times for 146 yards, average of 38.6 yards per punt with a career-long punt of 50 yards.

POWER CAREER STATISTICS

PUNTING							
YEAR	G	NO	YDS	AVG	50+	IN20	LP/OPPONENT
2018	1	1	47	47	-	-	47/vs. Vanderbilt
2019	4	16	645	40.3	3	4	51/vs. UTSA
CAREER	5	17	692	40.7	3	4	51/ vs. UTSA (2019)

CAREER BESTS
PUNTING
Punts: 6 vs. Iowa State (9/28/19)
Punting Yards: 261 vs. Iowa State (9/28/19)
Longest Punt: 51 vs. UTSA (9/7/19)



99 NOAH RAUSCHENBERG

K • 6-1 • 203 • FR. • HS
TULSA, OKLA. (UNION HS)

2019 (Freshman): Boasts a touchback percentage of 83.3 percent on the year (15-of-18) ... missed the Rice and Iowa State contests due to injury ... vs. UTSA (9/7) kicked off nine times for 581 yards, with 7 touchbacks, also made two extra points ... in his collegiate debut vs. SFA (8/31), kicked off 9 times for 8 touchbacks, 585 yards (65.0 yards per kick), along with nailing 2 extra points.

RAUSCHENBERG CAREER STATISTICS

PLACE-KICKING						
YEAR	G	PAT-A	PCT	FG-A	PCT	TP
2019	2	4-4	100.0	0-0	0.00	4

CAREER BESTS
Longest FG: N/A
Most FGs: N/A
Most PATs: 2, 2x, vs. UTSA (9/7/19), vs. SFA (8/31/19)
Most Points: 2, 2x, vs. UTSA (9/7/19), vs. SFA (8/31/9)
Most Kickoffs: 9, 2x, vs. UTSA (9/7/19), vs. SFA (8/31/19)
Most Touchbacks: 8 vs. SFA (8/31/19)

PLAYER SPOTLIGHTS



99
BRAVVION ROY
 DT • 6-1 • 333 • SR. • 3L
 SPRING, TEXAS (SPRING HS)

Senior defensive tackle, one of the strongest players on the team ... Has played in 38 games with 20 starts in his career ... 2019 Preseason All-Big 12 (Athlon, Phil Steele)

2019 (Senior): Started all four games on the season ... against Iowa State (9/28), finished with 3 tackles, including 1.0 TFL and a half sack, was also credited with 1 QB hurry ... at Rice (9/21), collected 5 tackles (4 solo) and forced a fumble, the first of his career that was recovered by the Bears in the victory (9/21) ... vs. UTSA (9/7), finished with 1 tackle and 1 QBH ... started the season opener vs. SFA (8/31) at nose tackle, led the team with 6 total tackles (4 solo), also was credited with 1 QBH.

ROY CAREER STATISTICS									
DEFENSIVE									
YEAR	G/GS	UT	AT	TT	TFL-YD	QBS-YD	FF/FR	QBH	INT-YD
2016	9/1	5	2	7	0-0	0-0	0/0	1	0-0
2017	12/4	16	15	31	3.0-4	0.5-0	0/0	0	0-0
2018	13/11	15	19	34	3.0-7	1.5-4	0/0	0	0-0
2019	4/4	10	5	15	1.0-5	0.5-5	1/0	3	0-0
CAREER	38/20	46	41	87	7.0-16	2.5-9	1/0	4	0-0

CAREER BESTS

- Tackles: 8 at Duke (9/16/17)
- Solo Tackles: 4 at Texas (10/13/18)
- Tackles for loss: 1.5, 2x, vs. OSU (11/3/18), at Duke (9/16/17)
- Sacks: 1.5 vs. OSU (11/3/18)
- QB Hurries: 1, 4x, last vs. Iowa State (9/28/19)
- Forced Fumbles: 1 at Rice (9/21/19)
- Fumbles Recovered: --
- Safeties: 1 at TCU (11/24/17)



91
ROB SAULIN
 TE/DT • 6-5 • 302 • SO. • 1L
 PENNSVILLE, N.J. (PENNSVILLE MEMORIAL HS)

2019 (Sophomore): Made appearance vs. Iowa State (9/28) at Rice (9/7), vs. UTSA (9/7) but did not record a stat in any contest ... made his season debut in the opener vs. SFA (8/31), playing on the offensive side of the ball at tight end.

SAULIN CAREER STATISTICS									
DEFENSIVE									
YEAR	G/GS	UT	AT	TT	TFL-YD	QBS-YD	FF/FR	QBH	INT-YD
2017	4/0	0	0	0	0-0	0-0	0/0	0	0-0
2018	6/0	1	0	1	0-0	0-0	0/0	0	0-0
2019	4/0	0	0	0	0-0	0-0	0/0	0	0-0
CAREER	14/0	1	0	1	0-0	0-0	0/0	0	0-0

RECEIVING									
YEAR	G/GS	REC	YD	AVG	TD	LP/OPPONENT			
2019	4/0	0	0	0.0	0	0/0			
2018	6/0	0	0	0.0	0	0/0			
2019	4/0	0	0	0.0	0	0/0			
CAREER	14/0	0	0	0.0	0	0/0			



13
RJ SNEED
 WR • 6-1 • 200 • SO. • RS
 CYPRESS, TEXAS (CYPRESS RANCH HS)

2019 (Sophomore): Hauled in 4 receptions for 30 yards, including a long of 20 yards vs. Iowa State (9/28) ... finished with 3 receptions for 24 yards and a long of 15 yards at Rice (9/21) ... had 3 catches for 40 yards vs. UTSA (9/7) ... had a career performance in the season opener vs. SFA (8/31), averaging scoring a career-high 2 touchdowns on a career-best 5 receptions for 57 yards, including a career-long 21-yard TD reception.

SNEED CAREER STATISTICS						
RECEIVING						
YEAR	G/GS	REC	YD	AVG	TD	LP/OPPONENT
2017	7/1	5	53	10.6	0	19/vs. West Virginia
2018	3/0	1	4	4.0	0	0/0
2019	4/3	15	151	10.1	2	21/vs. SFA
CAREER	14/4	21	208	9.9	2	21/vs. SFA (2019)

PUNT RETURNS						
YEAR	G/GS	NO	YD	AVG	TD	LP/OPPONENT
2017	7/1	1	-10	-10.0	0	
2018	3/0	1	-3	-3.0	0	
2019	4/3	1	1	1.0	0	vs. SFA (8/31)
CAREER	14/4	3	-12	-4.0	0	1/vs. SFA (2019)

ALL-PURPOSE							
YEAR	G/GS	RUSH	RCV	PR	KR	TOTAL	AVG/G
2017	7/1	0	53	-10	0	43	6.1
2018	3/0	0	0	-3	0	-3	-1.5
2019	4/3	0	97	1	0	98	49.0
CAREER	14/4	0	154	-12	0	142	11.8

CAREER BESTS

- Receptions: 5 vs. SFA (8/31/19)
- Receiving Yards: 57 vs. SFA (8/31/19)
- Touchdowns: -- 1 vs. SFA (8/31/19)
- Longest Reception: 21 vs. SFA (8/31/19)



13
RALEIGH TEXADA
 CB • 5-10 • 180 • JR. • 1L
 FRISCO, TEXAS (CENTENNIAL HS)

Speedy corner with coverage skills ... 2019 Preseason All-Big 12 (Phil Steele) ... four PBU in 2018 was second on team ... 2018 All-Big 12 honorable mention selection (coaches) ... Competed as a sprinter on the Baylor track and field team in 2018 and 2019

2019 (Junior): Has started all four games at corner ... collected a season-high 5 tackles (4 solo) vs. Iowa State (9/28) ... finished with 4 tackles, along with 2 pass breakups at Rice (9/21) ... helped the defense hold UTSA (9/7) to just 14 points, recorded 1 pass breakup ... started the season opener vs. SFA (8/31) at corner, collected 1 tackle on the day.

TEXADA CAREER STATISTICS									
DEFENSIVE									
YEAR	G/GS	UT	AT	TT	TFL-YD	QBS-YD	FF/FR	PD	INT-YD
2016									
2017	3/0	2	0	2	0-0	0-0	0/0	0	0-0
2018	13/6	23	8	30	1.0-2	0-0	1/0	6	2-0
2019	4/4	8	2	10	0-0	0-0	0/0	3	0-0
CAREER	20/10	33	10	44	1.0-2	0-0	1/0	9	2-0

PLAYER SPOTLIGHTS

CAREER BESTS

Tackles: 9 vs. OSU (11/3/18)
Solo Tackles: 6 vs. OSU (11/3/18)
Tackles for loss: 1.0, at West Virginia (10/25/18)
Interceptions: 1, twice, vs. Texas Tech (11/24/18), at Texas (10/13/18)
Sacks: --
Forced Fumbles: 1, at Iowa State (11/10/18)
Fumbles Recovered: --
QB Hurries: --



81 TYQUAN THORNTON

WR • 6-3 • 176 • SO. • 1L
MIAMI, FLA. (BOOKER T. WASHINGTON HS)

2019 (Sophomore): Had a career night vs. Iowa State (9/28), recording his first career 100+ yard passing performance with 141 yards on a career-best 11 receptions, tying for 15th most in Baylor history in a single game, also had 1 TD reception ... hauled in 3 receptions, including a career-long of 44 yards at Rice (9/21) ... caught one pass for 16-yd pass vs. UTSA (9/7) ... caught his first touchdown pass of the year, a 9-yd reception, his only catch of the day vs. SFA (8/31).

THORNTON CAREER STATISTICS

RECEIVING

YEAR	G/GS	REC	YD	AVG	TD	LP/OPPONENT
2018	13/2	20	354	17.7	3	41/Texas Tech
2019	4/2	16	236	14.8	2	44/Rice
CAREER	17/4	36	590	16.4	5	44/RICE (2019)

RUSHING

YEAR	G/GS	ATT	YD	AVG	TD	LP/OPPONENT
2018	13/2	2	2	1.0	0	3/ACU
2019	4/2	0	0	0.0	0	--
CAREER	17/4	2	2	1.0	0	--

KICK RETURNS

YEAR	G/GS	NO	YD	AVG	TD	LP/OPPONENT
2018	13/2	5	83	16.6	0	26/ACU
2019	4/2	0	0	0.0	0	0/0
CAREER	16/3	5	83	16/6	0	26/ACU (2018)

CAREER BESTS

Receptions: 3, 4x, at Rice (9/21/19), at West Virginia (10/25/18), vs. Kansas (9/22/18); vs. Duke (9/15/18)
Receiving Yards: 92 vs. Duke (9/15/18)
Touchdowns: 1, 4x, last vs. SFA (8/31/19)
Longest Reception: 44 yards at Rice (9/21/19)
100-Yard Games: --
200-Yard Games: --



38 JORDAN WILLIAMS

LB • 6-0 • 223 • SR. • 3L
PARIS, TEXAS (PARIS HS)

Returning starter at WILL linebacker ... has played in 42 games with 17 starts ... 119 career tackles entering 2019 ... completed undergraduate degree in December 2018 ... Was named a season-long team captain, along with OL Sam Tecklenburg.

2019 (Senior): Appeared in all 4 games so far on the season ... earned his first start of the year vs. Iowa State (9/28), collected his first career interception and a career-high 3 pass breakups, also finished second on the team with 6 total tackles, a half TFL, half sack ... tallied 3 tackles (2 solo) at Rice (9/21) ... finished tied for second on the team with 5 tackles vs. UTSA (9/7), was also credited with 1 pass breakup ... collected 3 solo tackles in the season opener vs. SFA (8/31).

J. WILLIAMS CAREER STATISTICS

DEFENSIVE

YEAR	G/GS	UT	AT	TT	TFL-YD	QBS-YD	FF/FR	QBH	INT-YD
2015									
2016	13/1	20	9	29	3.0-9	1.0-3	1/0	0	0-0
2017	12/3	24	14	38	3.0-10	1.0-6	1/0	0	0-0
2018	13/11	28	24	52	4.0-10	0-0	0/0	2	0-0
2019	4/1	10	7	17	0.5-5	0.5-5	0/0	0	1-0
CAREER	42/17	82	54	136	10.5-34	2.5-14	2/0	2	1-0

CAREER BESTS

Tackles: 14 at Oklahoma (11/12/16)
Solo Tackles: 9 at Oklahoma (11/12/16)
Tackles-For-Loss: 2.0 vs. Kansas (10/15/16)
Sacks: 1.0 vs. Kansas (10/15/16); vs. Texas Tech (11/11/17)
Forced Fumbles: 1, 2x, at West Virginia (12/3/16); vs. Texas Tech (11/11/17)
Fumbles Recovered: --
Interceptions: 1 vs. Iowa State (9/28/19)
Pass Breakup: 3 vs. Iowa State (9/28/19)



22 JT WOODS

S • 6-2 • 190 • SO. • 1L
SAN ANTONIO, TEXAS (STEELE HS)

Enrolled January 2018 ... competed in the 110m hurdles on the Baylor track and field team in 2019 ... named to the spring 2018 Big 12 Commissioner's Honor Roll.

2019 (Sophomore): Finished with 2 tackles vs. Iowa State (9/28) ... had 1 tackle at Rice (9/21) ... recovered a fumble vs. UTSA (9/7), also made 2 tackles ... made 2 tackles (1 solo) and was credited with 1 QB hurry in the season opener vs. SFA (8/31).

WOODS CAREER STATISTICS

DEFENSIVE

YEAR	G/GS	UT	AT	TT	TFL-YD	QBS-YD	FF/FR	PBU	INT-YD
2018	13/0	13	5	18	1.0-11	1.0-11	0/0	2	0-0
2019	4/0	4	3	7	0-0	0-0	0/1	0	0-0
CAREER	17/0	17	8	25	1.0-11	1.0-11	0/1	2	0-0

CAREER BESTS

Tackles: 4 at Texas (10/6/18)
Solo Tackles: 3 at Texas (10/6/18)
Tackles-For-Loss: 1.0 vs. Kansas (9/22/18)
Sacks: 1 vs. Kansas (9/22/18)
Pass Breakups: 1, twice, last at Oklahoma (9/29/18)
QB Hurry: 1 vs. SFA (8/31/19)
Recovered Fumbles: 1 vs. UTSA (9/7/19)

BAYLOR FOOTBALL 2019

OVERALL: 4-0 (HOME 3-0, ROAD 1-0, NEUTRAL 0-0) | BIG 12 CONFERENCE: 1-0 (HOME 1-0, ROAD 0-0, NEUTRAL 0-0)

RESULTS 4-0 (1-0 BIG 12)

DATE	OPPONENT	RESULT	SCORE	ATTEND.	AP RANK	TV
Aug. 31	STEPHEN F. AUSTIN	W	56-17	43,013	— —	ESPN+
Sept. 7	UTSA	W	63-14	40,274	— —	FSN
Sept. 21	at Rice	W	21-13	20,198	— —	CBSSN
Sept. 28	IOWA STATE	W	23-21	42,359	— —	ESPN
Oct. 5	at Kansas State					
Oct. 12	TEXAS TECH					
Oct. 19	at Oklahoma State					
Oct. 31	WEST VIRGINIA					
Nov. 9	at TCU					
Nov. 16	OKLAHOMA					
Nov. 23	TEXAS					
Nov. 30	at Kansas					

TEAM STATISTICS

	BAYLOR	OPPONENTS
SCORING	163	65
Points Per Game	40.8	16.2
Points Off Turnovers	14	6
FIRST DOWNS	99	67
Rushing	43	22
Passing	51	40
Penalty	5	5
RUSHING YARDAGE	864	410
Yards gained rushing	921	526
Yards lost rushing	57	116
Rushing Attempts	145	131
Average Per Rush	6.0	3.1
Average Per Game	216.0	102.5
TDs Rushing	11	6
PASSING YARDAGE	1038	780
Comp-Att-Int	88-133-0	78-136-2
Average Per Pass	7.8	5.7
Average Per Catch	11.8	10.0
Average Per Game	259.5	195.0
TDs Passing	11	2
TOTAL OFFENSE	1902	1190
Total Plays	278	267
Average Per Play	6.8	4.5
Average Per Game	475.5	297.5
KICK RETURNS: #-Yards	8-156	6-117
PUNT RETURNS: #-Yards	8-104	3-28
INT RETURNS: #-Yards	2-1	0-0
KICK RETURN AVERAGE	19.5	19.5
PUNT RETURN AVERAGE	13.0	9.3
INT RETURN AVERAGE	0.5	0.0
FUMBLES-LOST	7-3	6-3
PENALTIES-Yards	24-215	14-138
Average Per Game	53.8	34.5
PUNTS-Yards	16-645	25-972
Average Per Punt	40.3	38.9
Net punt average	38.6	34.7
KICKOFFS-Yards	28-1749	15-941
Average Per Kick	62.5	62.7
Net kick average	40.4	40.7
TIME OF POSSESSION/Game	29:06	30:54
3RD-DOWN Conversions	27/51	28/67
3rd-Down Pct	53%	42%
4TH-DOWN Conversions	3/5	3/6
4th-Down Pct	60%	50%
SACKS BY-Yards	12-66	6-26
MISC YARDS	57	0
TOUCHDOWNS SCORED	23	8
FIELD GOALS-ATTEMPTS	1-3	3-7
ON-SIDE KICKS	0-0	0-0
RED-ZONE SCORES	(14-17) 82%	(9-11) 82%
RED-ZONE TOUCHDOWNS	(13-17) 76%	(6-11) 55%
PAT-ATTEMPTS	(22-23) 96%	(8-8) 100%
ATTENDANCE	125646	20198
Games/Avg Per Game	3/41882	1/20198
Neutral Site Games		0/0

SCORE BY QUARTERS

	1st	2nd	3rd	4th	Total
Baylor	35	63	41	24	163
Opponents	7	3	10	45	65

RUSHING

	GP	ATT.	GAIN	LOSS	NET	AVG.	TD	LONG	YPG
Lovett, John	4	34	240	2	238	7.0	1	38	59.5
Bohanon, Gerry	3	14	180	4	176	12.6	1	38	58.7
Ebner, Trestan	4	17	140	6	134	7.9	2	55	33.5
Brewer, Charlie	4	31	125	29	96	3.1	2	25	24.0
Hasty, JaMycal	4	27	98	6	92	3.4	1	21	23.0
Jones, Qualan	2	5	69	1	68	13.6	1	61	34.0
Smith, Abram	4	7	33	4	29	4.1	1	15	7.2
Platt, Chris	4	2	20	0	20	10.0	1	15	5.0
Clarke, Jacoby	1	2	7	0	7	3.5	0	4	7.0
Fleeks, Josh	4	2	6	1	5	2.5	1	6	1.2
White, Jonah	1	1	2	0	2	2.0	0	2	2.0
Bullard, Koby	4	1	1	0	1	1.0	0	1	0.2
TM	2	2	0	4	-4	-2.0	0	0	-2.0
Total.....	4	145	921	57	864	6.0	11	61	216.0
Opponents.....	4	131	526	116	410	3.1	6	54	102.5

PASSING

	G	EFF	CMP-ATT-I	PCT	YDS	TD	LONG	AVG/G
Brewer, Charlie	4	162.73	79-119-0	66.4	972	10	50	243.0
Bohanon, Gerry	3	137.26	9-13-0	69.2	66	1	16	22.0
Atkinson, Jared	4	0.00	0-1-0	0.0	0	0	0	0.0
Total.....	4	159.02	88-133-0	66.2	1038	11	50	259.5
Opponents.....	4	107.44	78-136-2	57.4	780	2	34	195.0

RECEIVING

	G	NO	YDS	AVG	TD	LONG	AVG/G
Mims, Denzel	4	24	355	14.8	5	46	88.8
Thornton, Tyquan	4	16	236	14.8	2	44	59.0
Sneed, R.J.	4	15	151	10.1	2	21	37.8
Platt, Chris	4	8	113	14.1	1	50	28.2
Hasty, JaMycal	4	8	34	4.2	0	15	8.5
Ebner, Trestan	4	6	45	7.5	1	16	11.2
Fleeks, Josh	4	4	37	9.2	0	12	9.2
Atkinson, Jared	4	2	25	12.5	0	16	6.2
Henle, Christoph	4	2	19	9.5	0	11	4.8
Lovett, John	4	1	13	13.0	0	13	3.2
Bullard, Koby	4	1	8	8.0	0	8	2.0
Baucum, Davis	2	1	2	2.0	0	2	1.0
Total.....	4	88	1038	11.8	11	50	259.5
Opponents.....	4	78	780	10.0	2	34	195.0

TOTAL OFFENSE

	G	PLAYS	RUSH	PASS	TOTAL	AVG/G
Brewer, Charlie	4	150	96	972	1068	267.0
Bohanon, Gerry	3	27	176	66	242	80.7
Lovett, John	4	34	238	0	238	59.5
Ebner, Trestan	4	17	134	0	134	33.5
Hasty, JaMycal	4	27	92	0	92	23.0
Jones, Qualan	2	5	68	0	68	34.0
Smith, Abram	4	7	29	0	29	7.2
Platt, Chris	4	2	20	0	20	5.0
Clarke, Jacoby	1	2	7	0	7	7.0
Fleeks, Josh	4	2	5	0	5	1.2
White, Jonah	1	1	2	0	2	2.0
Bullard, Koby	4	1	1	0	1	0.2
TM	2	2	-4	0	-4	-2.0
Total.....	4	278	864	1038	1902	475.5
Opponents.....	4	267	410	780	1190	297.5

BAYLOR FOOTBALL 2019

OVERALL: 3-0 (HOME 2-0, ROAD 1-0, NEUTRAL 0-0) | BIG 12 CONFERENCE: 0-0 (HOME 0-0, ROAD 0-0, NEUTRAL 0-0)

SCORING

	TD	FGS	PATs					SAF	PTS
			KICK	RUSH	RCV	PASS	DXP		
Mims,Denzel	5	0-0	0-0	0-0	0	0-0	0	0	30
Mayers,John	0	1-3	18-18	0-0	0	0-0	0	0	21
Ebner,Trestan	3	0-0	0-0	0-0	0	0-0	0	0	18
Thornton,Tyquan	2	0-0	0-0	0-0	0	0-0	0	0	12
Sneed,R.J.	2	0-0	0-0	0-0	0	0-0	0	0	12
Platt,Chris	2	0-0	0-0	0-0	0	0-0	0	0	12
Brewer,Charlie	2	0-0	0-0	0-0	0	0-0	0	0	12
Arnold,Grayland	1	0-0	0-0	0-0	0	0-0	0	0	6
Bohanon,Gerry	1	0-0	0-0	0-0	0	0-0	0	0	6
Jones,Qualan	1	0-0	0-0	0-0	0	0-0	0	0	6
Smith,Abram	1	0-0	0-0	0-0	0	0-0	0	0	6
Hasty,JaMycal	1	0-0	0-0	0-0	0	0-0	0	0	6
Fleeks,Josh	1	0-0	0-0	0-0	0	0-0	0	0	6
Lovett,John	1	0-0	0-0	0-0	0	0-0	0	0	6
Rauschenberg,Noah	0	0-0	4-4	0-0	0	0-0	0	0	4
TM	0	0-0	0-1	0-0	0	0-0	0	0	0
Total.....	23	1-3	22-23	0-0	0	0-0	0	0	163
Opponents.....	8	3-7	8-8	0-0	0	0-0	0	0	65

PUNT RETURNS

	NO	YDS	AVG	TD	LONG
Arnold,Grayland	7	103	14.7	1	73
Sneed,R.J.	1	1	1.0	0	1
Total.....	8	104	13.0	1	73
Opponents.....	3	28	9.3	0	17

KICK RETURNS

	NO	YDS	AVG	TD	LONG
Lovett,John	4	90	22.5	0	26
Fleeks,Josh	3	55	18.3	0	25
Hasty,JaMycal	1	11	11.0	0	11
Total.....	8	156	19.5	0	26
Opponents.....	6	117	19.5	0	26

INTERCEPTIONS

	NO	YDS	AVG	TD	LONG
Williams,Jordan	1	0	0.0	0	0
Lynch,Blake	1	1	1.0	0	1
Total.....	2	1	0.5	0	1
Opponents.....	0	0	0.0	0	0

FUMBLE RETURNS

	NO	YDS	AVG	TD	LONG
Total.....	0	0	0.0	0	0
Opponents.....	0	0	0.0	0	0

ALL-PURPOSE YARDS

	G	RUSH	REC	PR	KOR	IR	TOT	AVG/G
Mims,Denzel	4	0	355	0	0	0	355	88.8
Lovett,John	4	238	13	0	90	0	341	85.2
Thornton,Tyquan	4	0	236	0	0	0	236	59.0
Ebner,Trestan	4	134	45	0	0	0	179	44.8
Bohanon,Gerry	3	176	0	0	0	0	176	58.7
Sneed,R.J.	4	0	151	1	0	0	152	38.0
Hasty,JaMycal	4	92	34	0	11	0	137	34.2
Platt,Chris	4	20	113	0	0	0	133	33.2
Arnold,Grayland	4	0	0	103	0	0	103	25.8
Fleeks,Josh	4	5	37	0	55	0	97	24.2
Brewer,Charlie	4	96	0	0	0	0	96	24.0
Jones,Qualan	2	68	0	0	0	0	68	34.0
Smith,Abram	4	29	0	0	0	0	29	7.2
Atkinson,Jared	4	0	25	0	0	0	25	6.2
Henle,Christoph	4	0	19	0	0	0	19	4.8
Bullard,Koby	4	1	8	0	0	0	9	2.2
Clarke,Jacoby	1	7	0	0	0	0	7	7.0
White,Jonah	1	2	0	0	0	0	2	2.0
Baucum,Davis	2	0	2	0	0	0	2	1.0
Lynch,Blake	4	0	0	0	0	1	1	0.2
TM	2	-4	0	0	0	0	-4	-2.0
Total.....	4	864	1038	104	156	1	2163	540.8
Opponents.....	4	410	780	28	117	0	1335	333.8

PUNTING

	NO	YDS	AVG	LONG	TB	FC	I20	50+	BLKD
Power,Issac	16	645	40.3	51	0	9	4	3	0
Total.....	16	645	40.3	51	0	9	4	3	0
Opponents.....	25	972	38.9	56	0	4	6	4	1

FIELD GOALS

	FGM-FGA	PCT	01-19	20-29	30-39	40-49	50-99	LG	BLK
Mayers,John	1-3	33.3	0-0	0-0	1-3	0-0	0-0	38	0

KICKOFFS

	NO	YDS	AVG	TB	OB	RETN	NET	YDLN
Rauschenberg,Noah	18	1166	64.8	15	0			
Sedwick,Jay	10	583	58.3	5	0			
Total.....	28	1749	62.5	20	0	117	40.4	24
Opponents.....	15	941	62.7	7	0	156	40.7	24

BAYLOR FOOTBALL 2019

OVERALL: 3-0 (HOME 2-0, ROAD 1-0, NEUTRAL 0-0) | BIG 12 CONFERENCE: 0-0 (HOME 0-0, ROAD 0-0, NEUTRAL 0-0)

DEFENSIVE STATISTICS

	GP-GS	SOLO	AST	TOTAL	TFL-YDS	SACKS-YDS	INT-YDS	PBU	QBH	FR-YDS	FF	BLOCK	SAFETY
Johnston,Clay	4-4	19	18	37	5.5-22	2.5-13	.	4	1
Miller,Chris	4-4	14	6	20	1.5-3
Bernard,Terrel	4-3	8	11	19	.	.	.	1	1
Williams,Jordan	4-1	10	7	17	0.5-5	0.5-5	1-0	4
Roy,Bravvion	4-4	10	5	15	1.0-5	0.5-5	.	.	3	.	1	.	.
Arnold,Grayland	4-4	9	5	14	1.5-2
Lynch,Blake	4-4	6	5	11	1.5-3	1.0-1	1-1	1	.	.	.	1	.
Black,Henry	4-4	6	5	11	.	.	.	1
Lockhart,James	4-4	7	3	10	4.0-21	2.0-11	.	1	4	1-0	1	.	.
Texada,Raleigh	4-4	8	2	10	.	.	.	3
Houston,Jameson	4-4	4	4	8	.	.	.	1
McVea,Jairon	4-0	5	3	8	1.0-3
Lynch,James	4-4	6	2	8	4.5-25	3.0-21	.	1	5	1-0	.	1	.
Barnes,Kalon	4-0	3	4	7	0.5-0	.	.	2	.	.	1	.	.
Woods,J.T.	4-0	4	3	7	1	1-0	.	.	.
Zouzoua,Niadre	4-0	3	1	4	2.0-10	1.0-5
Jones,Matt	2-0	1	3	4	0.5-2	0.5-2
Jackson,Bryson	4-0	.	4	4	1
Morgan,Christian	3-0	1	2	3
Williams,Will	4-0	3	.	3	1
Taylor,Bralen	4-0	1	2	3	0.5-1	0.5-1
Smith,Abram	4-0	1	1	2
Delashaw,Colby	1-0	1	1	2
Ogbonnaya,Chidi	4-0	2	.	2	1.0-1
Utley,Brayden	4-0	1	1	2	0.5-2	0.5-2
Logan,Ashton	4-0	1	1	2
Milton,Mark	4-0	.	2	2
Pitre,Jalen	1-0	1	1	2
Randolph,Garmon	1-0	1	.	1
Maxwell,Cole	2-0	1	.	1
Maticcik,Ross	4-0	.	1	1
Hasty,JaMycal	4-0	1	.	1
Brown,Zeke	4-0	1	.	1
Hanspard Jr., Byron	1-0	.	1	1
Hall,Gabe	4-0	2	.	.	1	.
Total.....	4	139	104	243	26-105	12-66	2-1	19	19	3-0	3	3	.
Opponents.....	4	152	78	230	20.0-52	6-26	.	11	18	3-0	4	.	.

BAYLOR FOOTBALL 2019

OVERALL: 3-0 (HOME 2-0, ROAD 1-0, NEUTRAL 0-0) | BIG 12 CONFERENCE: 0-0 (HOME 0-0, ROAD 0-0, NEUTRAL 0-0)

GAME-BY-GAME TEAM STATS

GAME	FINAL SCORE	QUARTERS					1ST DOWNS		RUSHING		PASSING		TOT OFF		PUNTS		PEN		3RD	4TH	RED	SACKS	FIELD	POSSESSION TIME				
		1	2	3	4	OT	R-P-PE	TOT	NO-YDS	TD	C-A-I	YDS	TD	ATT-YDS	NO-AVG	F-FL	NO-YDS	DNS	DNS	ZONE	NO-YDS	GOALS	1	2	3	4	TOT	
Baylor	56	14	21	14	7	15-13-2	30	37-268-4	26-37-0	250	4	74-518	4-36.5	2-1	5-30	8-13	1-1	6-6	3-15	0-0	5:28	9:39	6:45	8:01	29:53			
Stephen F. Austin	17	7	0	0	10	7-6-0	13	32-119-2	16-30-1	158	0	62-277	8-31.0	0-0	4-50	6-16	0-0	3-4	0-0	1-2	9:32	5:21	8:15	6:59	30:07			
Baylor	63	14	21	14	14	13-9-3	25	39-368-5	16-23-0	178	3	62-546	3-43.7	1-0	6-50	6-9	0-0	5-5	3-10	0-0	6:30	8:08	6:28	7:23	28:29			
UTSA	14	0	0	7	7	6-7-1	14	36-164-2	17-30-0	102	0	66-266	8-43.0	3-1	7-58	7-18	2-3	1-1	1-2	0-0	8:30	6:52	8:32	7:37	31:31			
Baylor	21	7	14	0	0	7-13-0	20	35-124-2	20-28-0	303	1	63-427	3-35.7	3-2	6-60	7-12	0-1	1-2	3-16	0-1	9:57	5:13	5:00	7:35	27:45			
at Rice	13	0	3	3	7	7-9-1	17	35-64-1	18-31-0	178	0	66-242	4-45.8	2-1	1-5	8-18	1-2	2-3	2-8	2-2	5:03	9:47	10:00	7:25	32:15			
Baylor	23	0	7	13	3	8-16-0	24	34-104-0	26-45-0	307	3	79-411	6-43.5	1-0	7-75	6-17	2-3	2-4	3-25	1-2	4:30	7:39	9:06	9:02	30:17			
Iowa State	21	0	0	0	21	2-18-3	23	28-63-1	27-45-1	342	2	73-405	5-39.4	1-1	2-25	7-15	0-1	3-3	3-16	0-2	10:30	7:21	5:54	5:58	29:43			

Baylor
 at Kansas State
 Baylor
 Texas Tech
 Baylor
 at Oklahoma State
 Baylor
 West Virginia
 Baylor
 at TCU
 Baylor
 Oklahoma
 Baylor
 Texas
 Baylor
 at Kansas

GAME-BY-GAME OFFENSIVE STARTERS

OPPONENT	WR	LT	LG	C	RG	RT	TE	WR	QB	RB	WR	WR
SFA	Mims	Galvin	Tecklenburg	Fruhorgen	Pines	Bedier	—	M. Jones	C. Brewer	Hasty	Sneed	Platt
UTSA	Mims	Galvin	Tecklenburg	Fruhorgen	Pines	Bedier	Henle	M. Jones	C. Brewer	Ebner	Sneed	—
at Rice	Mims	Galvin	Tecklenburg	Fruhorgen	Pines	Bedier	Henle	Thornton	C. Brewer	Lovett	Platt	—
Iowa State	Mims	Galvin	Tecklenburg	Fruhorgen	Pines	Bedier	—	Thornton	C. Brewer	Hasty	Sneed	Platt

at Kansas State
 Texas Tech
 at Oklahoma State
 West Virginia
 at TCU
 Oklahoma
 Texas
 at Kansas

GAME-BY-GAME DEFENSIVE STARTERS

OPPONENT	END	NT	END	WLB	MLB	SLB	RLB	CB	S	S	CB
SFA	Lockhart	Roy	J. Lynch	Bernard	Johnston	B. Lynch	Black	Houston	Arnold	Miller	Texada
UTSA	Lockhart	Roy	J. Lynch	Bernard	Johnston	B. Lynch	Black	Houston	Arnold	Miller	Texada
at Rice	Lockhart	Roy	J. Lynch	Bernard	Johnston	B. Lynch	Black	Houston	Arnold	Miller	Texada
Iowa State	Lockhart	Roy	J. Lynch	J. Williams	Johnston	B. Lynch	Black	Houston	Arnold	Miller	Texada

at Kansas State
 Texas Tech
 at Oklahoma State
 West Virginia
 at TCU
 Oklahoma
 Texas
 at Kansas

BAYLOR FOOTBALL 2019

OVERALL: 3-0 (HOME 2-0, ROAD 1-0, NEUTRAL 0-0) | BIG 12 CONFERENCE: 0-0 (HOME 0-0, ROAD 0-0, NEUTRAL 0-0)

GAME-BY-GAME PASSING

CHARLIE BREWER	CMP	ATT	INT	PCT	YDS	TD	LONG	SACKS	EFF.	GERRY BOHANON	CMP	ATT	INT	PCT	YDS	TD	LONG	SACKS	EFF.
Stephen F. Austin	21	31	0	67.7	199	3	23	0	153.60	Stephen F. Austin	5	6	0	83.3	51	1	16	0	209.73
UTSA	12	16	0	75.0	163	3	30	0	222.45	UTSA	4	7	0	57.1	15	0	13	1	75.14
at Rice	20	27	0	74.1	303	1	50	2	180.56	at Rice	DNP								
Iowa State	26	45	0	57.8	307	3	46	3	137.08	Iowa State	0	0	0	—	0	0	0	0	—
at Kansas State										at Kansas State									
Texas Tech										Texas Tech									
at Oklahoma State										at Oklahoma State									
West Virginia										West Virginia									
at TCU										at TCU									
Oklahoma										Oklahoma									
Texas										Texas									
at Kansas										at Kansas									

GAME-BY-GAME RUSHING (No.-Yards-TDs)

PLAYER	NO-YDS-TD	SFA	UTSA	at Rice	ISU	at KSU	TTU	at OSU	WVU	at TCU	OU	UT	at KU
Lovett, John	34-238-1	8-108-1	9-69-0	5-9-0	12-52-0								
Bohanon, Gerry	14-176-1	6-84-0	7-93-1	DNP	1-(-1)-0								
Ebner, Trestan	17-134-2	2-32-2	4-76-0	7-10-0	4-16-0								
Brewer, Charlie	31-96-2	2-(-1)-0	4-10-1	12-58-1	13-29-0								
Hasty, JaMycal	27-92-1	10-25-0	7-18-1	7-39-0	3-10-0								
Jones, Qualan	5-68-1	3-5-0	2-63-1	DNP	DNP								
Smith, Abram	7-29-1	4-8-1	3-21-0	0-0-0	0-0-0								
Platt, Chris	2-20-1	0-0-0	1-15-1	1-5-0	0-0-0								
Clarke, Jacoby	2-7-0	2-7-0	DNP	DNP	DNP								
Fleeks, Josh	2-5-1	0-0-0	0-0-0	2-5-1	0-0-0								
White, Jonah	1-2-0	DNP	1-2-0	DNP	DNP								
Bullard, Koby	1-1-0	0-0-0	1-1-0	0-0-0	0-0-0								

GAME-BY-GAME RECEIVING (No.-Yards-TDs)

PLAYER	NO-YDS-TD	SFA	UTSA	at Rice	ISU	at KSU	TTU	at OSU	WVU	at TCU	OU	UT	at KU
Mims, Denzel	24-355-5	5-46-0	7-101-3	6-102-0	6-106-2								
Thornton, Tyquan	16-236-2	1-9-1	1-16-0	3-70-0	11-141-1								
Sneed, R.J.	15-151-2	5-57-2	3-40-0	3-24-0	4-30-0								
Platt, Chris	8-113-1	1-23-0	1-(-2)-0	5-85-1	1-7-0								
Ebner, Trestan	6-45-1	5-40-1	0-0-0	1-5-0	0-0-0								
Fleeks, Josh	4-37-0	4-37-0	0-0-0	0-0-0	0-0-0								
Hasty, JaMycal	8-34-0	2-6-0	2-8-0	1-6-0	3-14-0								
Atkinson, Jared	2-25-0	1-16-0	0-0-0	0-0-0	1-9-0								
Henle, Christoph	2-19-0	1-8-0	0-0-0	1-11-0	0-0-0								
Lovett, John	1-13-0	0-0-0	1-13-0	0-0-0	0-0-0								
Bullard, Koby	1-8-0	1-8-0	0-0-0	0-0-0	0-0-0								
Baucum, Davis	1-2-0	0-0-0	1-2-0	DNP	DNP								

GAME-BY-GAME KICKING

JOHN MAYERS	PAT	ATT	PCT	FG	ATT	PCT	LONG	PTS
Stephen F. Austin	6	6	100.0	—	—	—	—	6
UTSA	7	7	100.0	—	—	—	—	7
at Rice	3	3	100.0	0	1	0.0	—	3
Iowa State	2	2	100.0	1	2	50.0	38	5
at Kansas State								
Texas Tech								
at Oklahoma State								
West Virginia								
at TCU								
Oklahoma								
Texas								
at Kansas								

GAME-BY-GAME PUNTING

ISAAC POWER	NO	YDS	AVG	LONG	I20	TB	50+	60+
Stephen F. Austin	4	146	36.5	50	0	0	1	0
UTSA	3	131	43.7	51	1	0	1	0
at Rice	3	107	35.7	43	0	0	0	0
Iowa State	6	261	43.5	50	3	0	1	0
at Kansas State								
Texas Tech								
at Oklahoma State								
West Virginia								
at TCU								
Oklahoma								
Texas								
at Kansas								

NOAH RAUSCHENBURG PAT ATT PCT FG ATT PCT LONG PTS

Stephen F. Austin	2	2	100.0	—	—	—	—	2
UTSA	2	2	100.0	—	—	—	—	2
at Rice	DNP							
Iowa State	DNP							
at Kansas State								
Texas Tech								
at Oklahoma State								
West Virginia								
at TCU								
Oklahoma								
Texas								
at Kansas								

BAYLOR FOOTBALL 2019

OVERALL: 3-0 (HOME 2-0, ROAD 1-0, NEUTRAL 0-0) | BIG 12 CONFERENCE: 0-0 (HOME 0-0, ROAD 0-0, NEUTRAL 0-0)

GAME-BY-GAME TACKLES (UT-AT-TOT)

PLAYER	UT-AT-TOTAL	SFA	UTSA	at Rice	ISU	at KSU	TTU	at OSU	WVU	at TCU	OU	UT	at KU
Johnston, Clay	19-18-37	3-2-5	2-4-6	7-6-13	7-6-13								
Miller, Chris	14-6-20	4-1-5	2-3-5	3-2-5	5-0-5								
Bernard, Terrel	8-11-19	2-2-4	1-3-4	3-2-5	2-4-6								
Williams, Jordan	10-7-17	3-0-3	3-2-5	2-1-3	2-4-6								
Roy, Bravvion	10-5-15	4-2-6	1-0-1	4-1-5	1-2-3								
Arnold, Grayland	9-5-14	2-2-4	3-0-3	2-2-4	2-1-3								
Lynch, Blake	6-5-11	1-1-2	1-1-2	2-2-4	2-1-3								
Black, Henry	6-5-11	1-0-1	2-3-5	0-2-2	3-0-3								
Texada, Raleigh	8-2-10	0-1-1	0-0-0	4-0-4	4-1-5								
Lockhart, James	7-3-10	1-0-1	1-2-3	3-1-4	2-0-2								
Lynch, James	6-2-8	1-1-2	1-1-2	2-0-2	2-0-2								
McVea, Jairon	5-3-8	2-0-2	2-2-4	1-1-2	0-0-0								
Houston, Jameson	4-4-8	0-0-0	1-1-2	2-2-4	1-1-2								
Barnes, Kalon	3-4-7	0-1-1	2-2-4	1-0-1	0-1-1								
Woods, J.T.	4-3-7	1-1-2	1-1-2	0-1-1	2-0-2								
Zouzoua, Niadre	3-1-4	2-0-2	1-1-2	0-0-0	0-0-0								
Jones, Matt	1-3-4	1-2-3	0-1-1	DNP	0-0-0								
Jackson, Bryson	0-4-4	0-3-3	0-1-1	0-0-0	0-0-0								
Williams, Will	3-0-3	2-0-2	1-0-1	0-0-0	0-0-0								
Taylor, Bralen	1-2-3	1-0-1	0-2-2	0-0-0	0-0-0								
Morgan, Christian	1-2-3	0-0-0	0-0-0	1-2-3	0-0-0								
Ogbonnaya, Chidi	2-0-2	0-0-0	1-0-1	1-0-1	0-0-0								
Delashaw, Colby	1-1-2	1-1-2	DNP	DNP	DNP								
Utley, Brayden	1-1-2	1-1-2	0-0-0	0-0-0	0-0-0								
Smith, Abram	1-1-2	1-0-1	0-0-0	0-1-1	0-0-0								
Logan, Ashton	1-1-2	0-0-0	1-1-2	0-0-0	0-0-0								
Pitre, Jalen	1-1-2	DNP	DNP	DNP	1-1-2								
Milton, Mark	0-2-2	0-0-0	0-1-1	0-0-0	0-1-1								
Randolph, Garmon	1-0-1	1-0-1	0-0-0	DNP	DNP								
Brown, Zeke	1-0-1	0-0-0	1-0-1	0-0-0	0-0-0								
Maxwell, Cole	1-0-1	DNP	1-0-1	DNP	0-0-0								
Hasty, JaMycal	1-0-1	0-0-0	0-0-0	0-0-0	1-0-1								
Hanspard, Byron	0-1-1	0-1-1	DNP	DNP	DNP								
Maticcik, Ross	0-1-1	0-0-0	0-0-0	0-0-0	0-1-1								

GAME-BY-GAME TACKLES FOR LOSS (TFL-YADS)

PLAYER	TFL-YDS	SFA	UTSA	at Rice	ISU	at KSU	TTU	at OSU	WVU	at TCU	OU	UT	at KU
Johnston, Clay	5.5-22	0.5-3	1.5-8	2.0-5	1.5-6								
Lynch, James	4.5-33	1.5-8	0.0-0	2.0-15	1.0-10								
Lockhart, James	3.0-11	1.0-6	0.0-0	2.0-5	0.0-0								
Lynch, Blake	2.5-5	0.5-2	1.0-1	0.0-0	1.0-2								
Zouzoua, Niadre	2.0-10	1.0-5	1.0-5	0.0-0	0.0-0								
Miller, Chris	1.5-3	0.5-1	0.0-0	1.0-2	0.0-0								
Arnold, Grayland	1.5-2	0.5-1	0.0-0	1.0-1	0.0-0								
Roy, Bravvion	1.0-5	0.0-0	0.0-0	0.0-0	1.0-5								
McVea, Jairon	1.0-3	1.0-3	0.0-0	0.0-0	0.0-0								
Ogbonnaya, Chidi	1.0-1	0.0-0	1.0-1	0.0-0	0.0-0								
Williams, Jordan	0.5-5	0.0-0	0.0-0	0.0-0	0.5-5								
Jones, Matt	0.5-2	0.5-2	0.0-0	DNP	0.0-0								
Utley, Brayden	0.5-2	0.5-2	0.0-0	0.0-0	0.0-0								
Taylor, Bralen	0.5-1	0.0-0	0.5-1	0.0-0	0.0-0								
Barnes, Kalon	0.5-0	0.5-0	0.0-0	0.0-0	0.0-0								

GAME-BY-GAME SACKS (SACKS-YADS)

PLAYER	SACKS-YDS	SFA	UTSA	at Rice	ISU	at KSU	TTU	at OSU	WVU	at TCU	OU	UT	at KU
Lynch, James	3.0-21	1.0-6	0.0-0	2.0-15	0.0-0								
Johnston, Clay	2.5-13	0.0-0	1.5-8	0.0-0	1.0-5								
Lockhart, James	2.0-11	0.0-0	0.0-0	1.0-1	1.0-10								
Zouzoua, Niadre	1.0-5	1.0-5	0.0-0	0.0-0	0.0-0								
Lynch, Blake	1.0-1	0.0-0	1.0-1	0.0-0	0.0-0								
Williams, Jordan	0.5-5	0.0-0	0.0-0	0.0-0	0.5-5								
Roy, Bravvion	0.5-5	0.0-0	0.0-0	0.0-0	0.5-5								
Jones, Matt	0.5-2	0.5-2	0.0-0	DNP	0.0-0								
Utley, Brayden	0.5-2	0.5-2	0.0-0	0.0-0	0.0-0								
Taylor, Bralen	0.5-1	0.0-0	0.5-1	0.0-0	0.0-0								

BAYLOR FOOTBALL 2019

OVERALL: 3-0 (HOME 2-0, ROAD 1-0, NEUTRAL 0-0) | BIG 12 CONFERENCE: 0-0 (HOME 0-0, ROAD 0-0, NEUTRAL 0-0)

SCORING DRIVES

OPPONENT	PLAYS	YDS	DRIVE		DRIVE	
			TIME	CLOCK	START	PLAY
Stephen F. Austin	6	45	1:34	1st/11:48	SFA45	Ebner 16 pass from Brewer
Stephen F. Austin	5	46	1:51	1st/8:13	SFA46	Sneed 11 pass from Brewer
Stephen F. Austin	6	34	2:20	2nd/10:53	SFA34	Ebner 21 rush
Stephen F. Austin	7	81	2:34	2nd/6:48	BU19	Ebner 11 rush
Stephen F. Austin	8	45	3:11	2nd/2:20	SFA45	Lovett 19 rush
Stephen F. Austin	4	75	1:20	3rd/13:40	BU25	Sneed 21 pass from Brewer
Stephen F. Austin	6	63	2:39	3rd/10:07	BU37	Thornton 9 pass from Bohanon
Stephen F. Austin	11	80	6:50	4th/4:26	BU20	A. Smith 9 rush
UTSA	4	70	1:23	1st/8:22	BU30	Mims 9 pass from Brewer
UTSA	9	79	3:50	1st/0:43	BU21	Brewer 5 rush
UTSA	8	72	4:02	2nd/9:27	BU28	Mims 30 pass from Brewer
UTSA*	—	—	—	2nd/7:09	—	Arnold 73 punt return
UTSA	9	75	4:06	2nd/1:30	BU25	Mims 25 pass from Brewer
UTSA	8	70	3:35	3rd/11:25	BU30	Bohanon 3 rush
UTSA	6	82	2:50	3rd/6:11	BU18	Hasty 1 rush
UTSA	2	16	0:43	4th/8:30	UTSA16	Platt 15 rush
UTSA	3	65	1:37	4th/5:33	BU35	Q. Jones 61 rush
at Rice	9	86	4:01	1st/3:12	BU14	Fleeks 6 rush
at Rice	7	84	3:07	2nd/5:02	BU16	Platt 50 pass from Brewer
at Rice	5	74	0:29	2nd/0:15	BU26	Brewer 25 rush
Iowa State	12	68	5:03	2nd/0:58	BU32	Mims 9 pass from Brewer
Iowa State	12	75	5:00	3rd/10:00	BU25	Mims 24 pass from Brewer
Iowa State	7	90	3:11	3rd/1:26	BU10	Thornton 35 pass from Brewer
Iowa State	14	54	3:24	4th/0:21	BU25	Mayers 38 FG
AVERAGE DRIVE	7.3	66.5	2:59			

* - not counted toward average drive length

DRIVES SUPERLATIVES

MOST PLAYS:	14 vs. Iowa State (FG)	FEWEST PLAYS:	2 vs. UTSA (TD)
MOST YARDS:	90 vs. Iowa State (TD)	FEWEST YARDS:	16 vs. UTSA (TD)
LONGEST TIME:	6:50 vs. SFA (TD)	SHORTEST TIME:	0:29 at Rice (TD)

LONG PLAYS FROM SCRIMMAGE (25-Plus Yards)

YDS	PLAY	OPPONENT (QTR)
61	Q. Jones rush [TD]	UTSA (4th)
55	Ebner rush	UTSA (1st)
50	Platt pass from Brewer [TD]	at Rice (2nd)
46	Mims pass from Brewer	Iowa State (1st)
44	Thornton pass from Brewer	at Rice (3rd)
38	Lovett rush	Stephen F. Austin (3rd)
38	Bohanon rush	UTSA (3rd)
35	Mims pass from Brewer	at Rice (1st)
35	Thornton pass from Brewer	Iowa State (3rd)
34	Bohanon rush	Stephen F. Austin (4th)
34	Bohanon rush	UTSA (3rd)
30	Mims pass from Brewer [TD]	UTSA (2nd)
26	Mims pass from Brewer [TD]	UTSA (2nd)
26	Thornton pass from Brewer	Iowa State (4th)
25	Brewer rush [TD]	at Rice (2nd)

MISCELLANEOUS INFORMATION

OPPONENT	BAYLOR CAPTAINS	COIN TOSS	BAYLOR KO/REC	BAYLOR FIRST PLAY	OPP. FIRST POSSESSION	KICKOFF TIME (SITE)	GAME LENGTH	BU UNIFORM	GAME TIME TEMP	SURFACE	RESULT
Stephen F. Austin	Houston, Sneed, Tecklenburg, J. Williams	BU	KO	Mims 8 pass from Brewer	Punt	6:05 pm	3:18	Green/Green/Green	91	Turf	W, 56-17
UTSA	Fruhmoegen, Roy, Tecklenburg, J. Williams	BU	KO	Mims 1 pass from Brewer	Punt	3:05 pm	3:16	Green/Green/Green	101	Turf	W, 63-14
at Rice	Black, Platt, Tecklenburg, J. Williams	RU	REC	Platt 5 rush	Punt	6:07 pm	3:35	White/White/White	86	Turf	W, 21-13
Iowa State	B. Lynch, Mims, Tecklenburg, J. Williams	BU	KO	Mims 46 pass from Brewer	Punt	2:35 pm	3:38	Green/Green/Green	93	Turf	W, 23-21
at Kansas State											
Texas Tech											
at Oklahoma State											
West Virginia											
at TCU											
Oklahoma											
Texas											
at Kansas											

BAYLOR FOOTBALL 2019

OVERALL: 3-0 (HOME 2-0, ROAD 1-0, NEUTRAL 0-0) | BIG 12 CONFERENCE: 0-0 (HOME 0-0, ROAD 0-0, NEUTRAL 0-0)

BAYLOR SUPERLATIVES

INDIVIDUAL		
Rushes	13	Brewer, Charlie vs Iowa State (Sep 28, 2019)
Yards Rushing	108	Lovett, John vs SFA (Aug 31, 2019)
TD Rushes	2	Ebner, Trestan vs SFA (Aug 31, 2019)
Long Rush	61	Jones, Qualan vs UTSA (Sep 07, 2019)
Pass attempts	45	Brewer, Charlie vs Iowa State (Sep 28, 2019)
Pass completions	26	Brewer, Charlie vs Iowa State (Sep 28, 2019)
Yards Passing	307	Brewer, Charlie vs Iowa State (Sep 28, 2019)
TD Passes	3	three times
Long Pass	50	Brewer, Charlie at Rice (Sep 21, 2019)
Receptions	11	Thornton, Tyquan vs Iowa State (Sep 28, 2019)
Yards Receiving	141	Thornton, Tyquan vs Iowa State (Sep 28, 2019)
TD Receptions	3	Mims, Denzel vs UTSA (Sep 07, 2019)
Long Reception	50	Platt, Chris at Rice (Sep 21, 2019)
Field Goals	1	Mayers, John vs Iowa State (Sep 28, 2019)
Long Field Goal	38	Mayers, John vs Iowa State (Sep 28, 2019)
Punts	6	Power, Issac vs Iowa State (Sep 28, 2019)
Punting Avg	43.7	Power, Issac vs UTSA (Sep 07, 2019)
Long Punt	51	Power, Issac vs UTSA (Sep 07, 2019)
Punts inside 20	3	Power, Issac vs Iowa State (Sep 28, 2019)
Long Punt Return	73	Arnold, Grayland vs UTSA (Sep 07, 2019)
Long Kickoff Return	26	Lovett, John vs UTSA (Sep 07, 2019)
Tackles	13	Johnston, Clay at Rice (Sep 21, 2019)
		Johnston, Clay vs Iowa State (Sep 28, 2019)
Sacks	2.0	Lynch, James at Rice (Sep 21, 2019)
Tackles For Loss	2.0	Johnston, Clay at Rice (Sep 21, 2019)
		Lockhart, James at Rice (Sep 21, 2019)
		Lynch, James at Rice (Sep 21, 2019)
Interceptions	1	Lynch, Blake vs SFA (Aug 31, 2019)
		Williams, Jordan vs Iowa State (Sep 28, 2019)

TEAM

Rushes	39	vs UTSA (Sep 07, 2019)
Yards Rushing	368	vs UTSA (Sep 07, 2019)
Yards Per Rush	9.4	vs UTSA (Sep 07, 2019)
TD Rushes	5	vs UTSA (Sep 07, 2019)
Pass attempts	45	vs Iowa State (Sep 28, 2019)
Pass completions	26	vs SFA (Aug 31, 2019); vs Iowa State (Sep 28, 2019)
Yards Passing	307	vs Iowa State (Sep 28, 2019)
Yards Per Pass	10.8	at Rice (Sep 21, 2019)
TD Passes	4	vs SFA (Aug 31, 2019)
Total Plays	79	vs Iowa State (Sep 28, 2019)
Total Offense	546	vs UTSA (Sep 07, 2019)
Yards Per Play	8.8	vs UTSA (Sep 07, 2019)
Points	63	vs UTSA (Sep 07, 2019)
Sacks By	3	four times
First Downs	30	vs SFA (Aug 31, 2019)
Penalties	7	vs Iowa State (Sep 28, 2019)
Penalty Yards	75	vs Iowa State (Sep 28, 2019)
Turnovers	2	at Rice (Sep 21, 2019)
Interceptions By	1	vs SFA (Aug 31, 2019); vs Iowa State (Sep 28, 2019)
Punts	6	vs Iowa State (Sep 28, 2019)
Punting Avg	43.7	vs Iowa State (Sep 07, 2019)
Long Punt	51	vs UTSA (Sep 07, 2019)
Punts inside 20	3	vs Iowa State (Sep 28, 2019)
Long Punt Return	73	vs UTSA (Sep 07, 2019)

OPPONENT SUPERLATIVES

INDIVIDUAL		
Rushes	14	Walter, Aston, at Rice (Sep 21, 2019)
Yards Rushing	87	McCormick, S., vs UTSA (Sep 07, 2019)
TD Rushes	2	McCormick, S., vs UTSA (Sep 07, 2019)
Long Rush	54	McCormick, S., vs UTSA (Sep 07, 2019)
Pass attempts	45	Purdy, Brock, vs Iowa State (Sep 28, 2019)
Pass completions	27	Purdy, Brock, vs Iowa State (Sep 28, 2019)
Yards Passing	342	Purdy, Brock, vs Iowa State (Sep 28, 2019)
TD Passes	2	Purdy, Brock, vs Iowa State (Sep 28, 2019)
Long Pass	34	Self, Trae, vs SFA (Aug 31, 2019)
Receptions	7	Rozner, Brad, at Rice (Sep 21, 2019)
		Jones, D., vs Iowa State (Sep 28, 2019)
Yards Receiving	100	Rozner, Brad, at Rice (Sep 21, 2019)
TD Receptions	1	Kolar, Charlie, vs Iowa State (Sep 28, 2019)
		Lang, Johnnie, vs Iowa State (Sep 28, 2019)
Long Reception	34	Gipson, Xavier, vs SFA (Aug 31, 2019)
Field Goals	2	Harrison, Will, at Rice (Sep 21, 2019)
Long Field Goal	32	Ruiz, Storm, vs SFA (Aug 31, 2019)
Punts	8	Dean, Lucas, vs UTSA (Sep 07, 2019)
Punting Avg	48.0	Nunez, Adam, at Rice (Sep 21, 2019)
Long Punt	56	Dean, Lucas, vs UTSA (Sep 07, 2019)
Punts inside 20	2	Quick, Max, vs SFA (Aug 31, 2019)
		Rivera, Joe, vs Iowa State (Sep 28, 2019)
Long Punt Return	17	Bentley, Romell, vs SFA (Aug 31, 2019)
Long Kickoff Return	26	Trammell, A., at Rice (Sep 21, 2019)
Tackles	10	Jones, Quin, vs SFA (Aug 31, 2019)
Sacks	2.0	Vance, O'Rien, vs Iowa State (Sep 28, 2019)
Tackles For Loss	2.0	Allredge, B., at Rice (Sep 21, 2019)
		Vance, O'Rien, vs Iowa State (Sep 28, 2019)
		Hummel, Jake, vs Iowa State (Sep 28, 2019)

TEAM

Rushes	36	vs UTSA (Sep 07, 2019)
Yards Rushing	164	vs UTSA (Sep 07, 2019)
Yards Per Rush	4.6	vs UTSA (Sep 07, 2019)
TD Rushes	2	vs SFA (Aug 31, 2019); vs UTSA (Sep 07, 2019)
Pass attempts	45	vs Iowa State (Sep 28, 2019)
Pass completions	27	vs Iowa State (Sep 28, 2019)
Yards Passing	342	vs Iowa State (Sep 28, 2019)
Yards Per Pass	7.6	vs Iowa State (Sep 28, 2019)
TD Passes	2	vs Iowa State (Sep 28, 2019)
Total Plays	73	vs Iowa State (Sep 28, 2019)
Total Offense	405	vs Iowa State (Sep 28, 2019)
Yards Per Play	5.5	vs Iowa State (Sep 28, 2019)
Points	21	vs Iowa State (Sep 28, 2019)
Sacks By	3	vs Iowa State (Sep 28, 2019)
First Downs	23	vs Iowa State (Sep 28, 2019)
Penalties	7	vs UTSA (Sep 07, 2019)
Penalty Yards	58	vs UTSA (Sep 07, 2019)
Turnovers	2	vs Iowa State (Sep 28, 2019)
Interceptions By	0	
Punts	8	vs SFA (Aug 31, 2019); vs UTSA (Sep 07, 2019)
Punting Avg	45.8	at Rice (Sep 21, 2019)
Long Punt	56	vs UTSA (Sep 07, 2019)
Punts inside 20	2	vs SFA (Aug 31, 2019); vs Iowa State (Sep 28, 2019)
Long Punt Return	17	vs SFA (Aug 31, 2019)

RED ZONE

OPPONENT	TIMES IN	SCORE	RED ZONE	SCORES	POINTS	TDS	RUSH	PASS	FAILED TO SCORE INSIDE 20						GAME	
									TDS	FGS	FGA	DOWN	INT	FUM		PUNT
Stephen F. Austin	56-17	6	6	6	42	6	3	3	0	0	0	0	0	0	0	0
UTSA	63-14	5	5	5	35	5	4	1	0	0	0	0	0	0	0	0
at Rice	21-13	2	1	7	7	1	1	0	0	1	0	0	0	0	0	0
Iowa State	23-21	4	2	10	10	1	0	1	1	2	1	0	0	0	0	0
at Kansas State																
Texas Tech																
at Oklahoma State																
West Virginia																
at TCU																
Oklahoma																
Texas																
at Kansas																
Totals		17	14	94	13	8	5	1	3	1	0	0	0	0	0	0
Opponents		11	9	50	6	5	1	3	4	1	0	0	0	0	0	0

SEASON PCT. (OVERALL): 14 of 17 (82%) SEASON PCT. (TDS): 13 of 17 (76%)
 SEASON PCT. (NO SCORE): 3 of 17 (18%) SEASON PCT. (FGS): 1 of 17 (6%)

BAYLOR ROSTER

ALPHABETICAL ROSTER

NO.	PLAYER, POS.
1	Grayland Arnold, CB
16	Jared Atkinson, WR
12	Kalon Barnes, CB
18	Brandon Bass, QB
29	Davis Baucum, WR
30	Will Baxter, WR
56	Blake Bedier, OL
36	Ricardo Benitez, CB
26	Terrel Bernard, LB
8	Henry Black, S
11	Gerry Bohanon, QB
16	Bo Brewer, QB
12	Charlie Brewer, QB
32	Tyrone Brown, LB
23	Zeke Brown, CB
38	Koby Bullard, FB
31	Jacoby Clarke, RB
41	Jake Copeland, LB
39	Colby Delashaw, S
73	Davis DiVall, OL
44	Dru Dixon, RB
25	Trestan Ebner, RB
75	Elijah Ellis, OL
84	Jaylen Ellis, WR
21	Josh Fleeks, WR
90	TJ Franklin, DT
63	Jake Fruhmorgen, OL
76	Connor Galvin, OL
65	Blake George, OL
37	Cody George, TE
80	Jackson Gleeson, WR
95	Gabe Hall, DT
25	Byron Hanspard, Jr., CB
6	JaMycal Hasty, RB
82	Tyler Henderson, TE
87	Christoph Henle, TE
18	Gavin Holmes, WR
11	Jameson Houston, CB
45	Bryson Jackson, LB
4	Clay Johnston, LB
66	Colby Johnston, OL
84	Marques Jones, WR
52	Matt Jones, LB
27	Qualan Jones, RB
61	Khalil Keith, OL
70	Jackson Kimble, OL
78	Henry Klinge III, OL
92	Josh Landry, DT
47	Alex Lanham, CB
9	James Lockhart, DE
50	Ashton Logan, LB
48	Collin Losack, S
7	John Lovett, RB
2	Blake Lynch, LB
93	James Lynch, DT
50	Paul Matavao-Poialli, OL
46	Ross Matiscik, LS
96	Cole Maxwell, DT
95	John Mayers, K
17	Garret McGuire, QB
58	Michael McNair, LB
42	Jairon McVea, S
3	Chris Miller, S
64	Ryan Miller, DT
37	Mark Milton, CB
5	Denzel Mims, WR
15	Tripp Mitchell, WR
77	Jason Moore, OL

NUMERICAL ROSTER

No.	Name	Pos.	Ht.	Wt.	Class.	Exp.	Hometown / Previous
1	Grayland Arnold	CB	5-10	190	Jr.	2L	Kountze, Texas / Kountze HS
2	Blake Lynch	LB	6-3	225	Sr.	3L	Gilmer, Texas / Gilmer HS
3	Chris Miller	S	6-0	191	Sr.	3L	Frisco, Texas / Lone Star HS
4	Clay Johnston	LB	6-1	232	Sr.	3L	Abilene, Texas / Wylie HS
5	Denzel Mims	WR	6-3	215	Sr.	3L	Daingerfield, Texas / Daingerfield HS
6	JaMycal Hasty	RB	5-9	205	Sr.	3L	Longview, Texas / Longview HS
7	John Lovett	RB	6-0	212	Jr.	2L	Burlington, N.J. / Cherokee HS
8	Henry Black	S	6-0	206	Sr.	3L	Shreveport, La. / Woodlawn HS
9	James Lockhart	DE	6-2	263	Sr.	1L	Ennis, Texas / Ennis HS / Texas A&M
11	Gerry Bohanon	QB	6-3	221	R-Fr.	RS	Earle, Ark. / Earle HS
11	Jameson Houston	CB	5-11	200	Sr.	3L	Austin, Texas / St. Michael's Academy
12	Kalon Barnes	CB	6-0	186	So.	1L	Silsbee, Texas / Silsbee HS
12	Charlie Brewer	QB	6-1	206	Jr.	2L	Austin, Texas / Lake Travis HS
13	R.J. Sneed	WR	6-1	200	So.	1L	Cypress, Texas / Cypress Ranch HS
13	Raleigh Texada	CB	5-10	180	Jr.	1L	Frisco, Texas / Centennial HS
14	Chris Platt	WR	5-11	172	Gr.	4L	Willis, Texas / Willis HS
14	Jacob Zeno	QB	6-1	204	Fr.	HS	San Antonio, Texas / John Jay HS
15	Tripp Mitchell	WR/QB	6-1	190	Fr.	HS	Camarillo, Calif. / Oaks Christian HS
15	Christian Morgan	S	6-1	211	So.	1L	Houston, Texas / Porter HS
16	Jared Atkinson	WR	6-3	216	Jr.	2L	Mesquite, Texas / Horn HS
16	Bo Brewer	QB	5-11	190	Fr.	HS	Richardson, Texas / Pearce HS
17	Garret McGuire	QB	5-10	185	So.	SQ	Cedar Hill, Texas / Cedar Hill HS
18	Brandon Bass	QB	5-10	190	R-Fr.	RS	Addison, Texas / Trinity Christian
18	Gavin Holmes	WR	5-11	193	So.	1L	Justin, Texas / Northwest HS
19	Yusuf Terry	WR	6-3	189	Fr.	HS	Philadelphia, Pa. / Imhotep Institute Charter
20	Craig Williams	RB	5-8	173	R-Fr.	RS	Crosby, Texas / Crosby HS
20	Brandon White	CB	6-0	181	Fr.	HS	Amarillo, Texas / Tascosa HS
21	Josh Fleeks	WR	5-11	188	So.	1L	Dallas, Texas / Cedar Hill HS
22	JT Woods	S	6-2	190	So.	1L	San Antonio, Texas / Steele HS
23	Zeke Brown	CB	6-0	180	Jr.	1L	Midlothian, Texas / Midlothian HS
24	Jalen Pitre	LB	6-0	212	Jr.	2L	Stafford, Texas / Stafford HS
25	Trestan Ebner	RB	5-11	208	Jr.	2L	Henderson, Texas / Henderson HS
25	Byron Hanspard, Jr.	CB	6-0	181	R-Fr.	RS	DeSoto, Texas / DeSoto HS
26	Terrel Bernard	LB	6-1	222	So.	1L	La Porte, Texas / La Porte HS
27	Qualan Jones	RB	5-11	230	Fr.	HS	Grand Prairie, Texas / Trinity Christian
28	Abram Smith	RB	5-11	205	So.	1L	Abilene, Texas / Abilene HS
29	Davis Baucum	WR	5-10	189	R-Fr.	TR	Mesquite, Texas / Dallas Christian / Jacksonville
30	Will Baxter	S	6-0	193	R-Fr.	RS	Amarillo, Texas / Tascosa HS
30	Hakeem Vance	S	6-1	207	Fr.	HS	Olive Branch, Miss. / Hattiesburg HS
31	Jacoby Clarke	RB	6-0	195	Fr.	HS	The Woodlands, Texas / HS
31	Griffin Speaks	S	6-0	185	Fr.	HS	Auburn, Ala. / HS
32	Tyrone Brown	LB	6-4	205	Fr.	HS	Beaumont, Texas / Beaumont United HS
32	Skyler Wetzell	RB	5-9	190	Jr.	TR	San Antonio, Texas / Reagan HS / Tarleton St.
33	Jonah White	RB	6-0	208	Fr.	HS	Merkel, Texas / HS
33	Will Williams	S	6-2	205	Fr.	HS	El Paso, Texas / Chapin HS
34	Blake Perdue	WR	6-0	189	Jr.	JC	Amarillo, Texas / Midland College
34	Owen Rogers	LB	6-2	211	Sr.	1L	Phoenix, Ariz. / Brophy College Prep / Arizona State
35	Trystan Slinker	LB	5-11	222	Jr.	TR	Cache, Okla. / Cache HS / Southern Nazarene
35	Shevin Smith	CB	5-11	165	Fr.	HS	Savannah, Ga. / Islands HS
36	Ricardo Benitez	CB	4-2	110	R-Fr.	RS	Plano, Texas / Plano West HS
36	Solo Turner	LB	6-1	230	Fr.	HS	Frisco, Texas / Prestonwood Christian
37	Cody George	TE	6-2	256	Sr.	SQ	Lorena, Texas / Lorena HS
37	Mark Milton	CB	6-1	182	R-Fr.	RS	Houston, Texas / Clear Brook HS
38	Koby Bullard	FB	6-1	231	Jr.	1L	La Vernia, Texas / La Vernia HS
38	Jordan Williams	LB	6-0	223	Sr.	3L	Paris, Texas / Paris HS
39	Colby Delashaw	S	6-0	194	R-Fr.	RS	Frisco, Texas / Wakeland HS
40	Kolby White	WR	5-8	170	Fr.	HS	Sugar Land, Texas / Elkins HS
41	Jake Copeland	LB	6-0	220	Jr.	1L	Southlake, Texas / Southlake HS / Navarro JC
42	Jairon McVea	S	5-9	185	Jr.	2L	Richmond, Texas / George Ranch HS
43	Issac Power	P	6-1	200	R-Fr.	RS	Castle Rock, Colo. / Ponderosa HS
44	Dru Dixon	RB	6-0	255	So.	SQ	Phoenix, Ariz. / Pinnacle HS
45	Bryson Jackson	LB	6-2	211	So.	SQ	Mansfield, Texas / Lake Ridge HS
46	Ross Matiscik	LS	6-0	235	Sr.	3L	McKinney, Texas / McKinney Boyd HS
46	Garmon Randolph	DE	6-7	242	Fr.	HS	Jefferson, Ga. / HS
47	Alex Lanham	CB	5-10	165	Fr.	HS	Trabuco Canyon, Calif. / St. Margaret's Episcopal
48	Collin Losack	S	5-10	180	Fr.	HS	Colleyville, Texas / Heritage HS

BAYLOR ROSTER**NUMERICAL ROSTER**

No.	Name	Pos.	Ht.	Wt.	Class.	Exp.	Hometown / Previous
50	Ashton Logan	LB	6-1	232	So.	1L	Temple, Texas / Temple HS
50	Paul Matavao-Poialii	OL	6-4	277	Fr.	HS	Daly City, Calif. / Jefferson HS
51	Jackson Shupp	DE	6-4	246	R-Fr.	RS	The Woodlands, Texas / The Woodlands HS
52	Matt Jones	LB	6-3	237	Fr.	HS	Odessa, Texas / Odessa Permian HS
52	Sam Tecklenburg	OL	6-4	310	Sr.	3L	Plano, Texas / Plano HS
54	Brayden Utley	DT	6-1	257	R-Fr.	RS	Huntington Beach, Calif. / Loyola HS
55	Xavier Newman	OL	6-2	307	Jr.	2L	Desoto, Texas / Desoto HS
56	Blake Bedier	OL	6-5	302	Jr.	JC	Lehi, Utah / Lehi HS / Snow College
57	Johncarlo Valentin	OL	6-4	320	Sr.	1L	Philadelphia, Pa. / Imhotep Charter / ASA College
58	Michael McNair	LB	6-2	236	Jr.	SQ	Richardson, Texas / Plano East
58	Ty Smith	OL	6-3	294	So.	SQ	Argyle, Texas / Argyle HS
61	Khalil Keith	OL	6-5	320	So.	1L	Alpine, Ala. / Winterboro HS
63	Jake Fruhmorgen	OL	6-6	305	Sr.	1L	Tampa, Fla. / Plant HS / Clemson
64	Ryan Miller	DT	6-2	289	Jr.	2L	Southlake, Texas / Carroll HS
65	Blake George	OL	6-4	255	Fr.	HS	Lorena, Texas / HS
66	Colby Johnston	OL	6-4	270	Fr.	HS	Plano, Texas / Plano East HS
67	Thor Rodoni	LS	6-2	211	Jr.	SQ	Los Banos, Calif. / Pacheco HS
70	Jackson Kimble	OL	6-3	303	R-Fr.	RS	Southlake, Texas / Carroll HS
71	Jim Threet	OL	6-5	310	Jr.	SQ	Sunnyvale, Texas / Sunnyvale HS
73	Davis DiVall	OL	6-4	293	Fr.	HS	Scottsdale, Ariz. / Notre Dame Prep / Bridgton Academy
74	Prince Pines	OL	6-4	339	R-Fr.	RS	Baton Rouge, La. / Tara HS
75	Elijah Ellis	OL	6-6	279	Fr.	HS	Paris, Texas / HS
76	Connor Galvin	OL	6-7	302	So.	1L	Katy, Texas / Katy HS
77	Jason Moore	OL	6-3	296	So.	SQ	Frisco, Texas / Independence HS
78	Henry Klinge III	OL	6-5	304	So.	SQ	Southlake, Texas / Carroll HS
79	Casey Phillips	OL	6-5	303	R-Fr.	RS	Franklin, Texas / Franklin HS
80	Jackson Gleeson	WR	6-0	185	R-Fr.	RS	Mansfield, Texas / Mansfield HS
81	Tyquan Thornton	WR	6-3	176	So.	1L	Miami, Fla. / Booker T. Washington HS
82	Tyler Henderson	TE	6-4	248	So.	1L	Kyle, Texas / Lehman HS
82	Kyle Peterson	WR	6-0	163	Jr.	JC	Thousand Oaks, Calif. / Thousand Oaks HS / Moorpark College
83	Russell Morrison	WR	5-11	192	Jr.	SQ	Katy, Texas / Cinco Ranch HS
84	Jaylen Ellis	WR	6-0	186	Fr.	HS	Round Rock, Texas / Cedar Ridge HS
84	Marques Jones	WR	6-2	211	Sr.	2L	McKinney, Texas / McKinney HS
85	Sam Snyder	TE	6-5	209	Fr.	HS	Fleming Island, Fla. / Fleming Island HS
86	Ben Sims	TE	6-4	256	R-Fr.	RS	San Antonio, Texas / Clark HS
87	Christoph Henle	TE	6-6	259	So.	1L	Innsbruck, Austria / The Oakridge School
88	Bralen Taylor	DE	6-7	261	R-Fr.	RS	Cuero, Texas / Cuero HS
89	Jay Sedwick	K	5-11	211	So.	1L	Arlington, Texas / Grace Prep
90	TJ Franklin	DT	6-4	294	Fr.	HS	Temple, Texas / Temple HS
91	Rob Saulin	TE/DT	6-5	302	So.	1L	Pennsville, N.J. / Pennsville Memorial HS
92	Josh Landry	DT	6-1	277	R-Fr.	RS	Houston, Texas / Lamar HS
93	James Lynch	DT	6-4	295	Jr.	2L	Round Rock, Texas / Round Rock HS
94	Harrison White	DT	6-5	263	Fr.	HS	Houston, Texas / Klein HS
95	Gabe Hall	DT	6-5	305	Fr.	HS	Waller, Texas / HS
95	John Mayers	K	5-10	184	R-Fr.	RS	Flower Mound, Texas / Marcus HS
96	Cole Maxwell	DT	6-5	295	So.	SQ	Allen, Texas / Allen HS
97	Niadré Zouzoua	DE	6-4	237	Jr.	JC	Brockton, Mass. / Brockton HS / Monroe College
98	Chidi Ogbonnaya	DT	6-5	290	So.	1L	Houston, Texas / Langham Creek HS
99	Noah Rauschenberg	K	6-1	203	Fr.	HS	Tulsa, Okla. / Union HS
99	Bravvion Roy	DT	6-1	333	Sr.	3L	Spring, Texas / Spring HS

ALPHABETICAL ROSTER

NO.	PLAYER, POS.
15	Christian Morgan, S
83	Russell Morrison, WR
55	Xavier Newman, OL
98	Chidi Ogbonnaya, DT
34	Blake Perdue, WR
82	Kyle Peterson, OL
79	Casey Phillips, OL
74	Prince Pines, OL
24	Jalen Pitre, LB
14	Chris Platt, WR
43	Issac Power, P
46	Garmon Randolph, DE
99	Noah Rauschenberg, K
67	Thor Rodoni, LS
34	Owen Rogers, LB
99	Bravvion Roy, DT
91	Rob Saulin, DT
89	Jay Sedwick, K
51	Jackson Shupp, DE
86	Ben Sims, TE
35	Trystan Slinker, LB
28	Abram Smith, RB
35	Shevin Smith, CB
58	Ty Smith, OL
13	R.J. Sneed, WR
85	Sam Snyder, TE
31	Griffin Speaks, S
88	Bralen Taylor, DE
52	Sam Tecklenburg, OL
19	Yusuf Terry, WR
13	Raleigh Texada, CB
81	Tyquan Thornton, WR
71	Jim Threet, OL
36	Solo Turner, LB
54	Brayden Utley, DT
57	Johncarlo Valentin, OL
30	Hakeem Vance, S
32	Skyler Wetzel, RB
20	Brandon White, CB
94	Harrison White, DT
33	Jonah White, RB
40	Kolby White, CB
20	Craig Williams, RB
38	Jordan Williams, LB
33	Will Williams, S
22	JT Woods, S
14	Jacob Zeno, QB
97	Niadré Zouzoua, DE

COACHING STAFF

Head Coach: Matt Rhule (Penn State, 1997)

Associate Head Coach/Defensive Ends: Joey McGuire (UT Arlington, 1995)

Defensive Coordinator: Phil Snow (Cal State Hayward, 1978)

Co-Offensive Coordinator/Running Backs: Jeff Nixon (Penn State, 1998)

Co-Offensive Coordinator/Quarterbacks: Glenn Thomas (Texas Tech, 1998)

Asst. Coach/Offensive Line: Shawn Bell (Baylor, 2006)

Asst. Coach/Cornerbacks/Recruiting Coordinator: Evan Cooper (Temple, 2009)

Asst. Coach/Wide Receivers/Passing Game Coordinator: Frisman Jackson (Northern Illinois, 2009)

Asst. Coach/Defensive Line: Frank Okam (Texas, 2007)

Asst. Coach/Tight Ends: Marcus Satterfield (ETSU, 1999)

Asst. Coach/Special Teams Coordinator/Linebackers: Mike Siravo (Boston College, 1998)

2019 GAME RECAPS

OVERALL: 4-0 (HOME 3-0, ROAD 1-0, NEUTRAL 0-0) | BIG 12 CONFERENCE: 1-0 (HOME 1-0, ROAD 0-0, NEUTRAL 0-0)

BAYLOR 56, STEPHEN F. AUSTIN 17

MCLANE STADIUM • WACO, TEXAS

AUG. 31, 2019 • ATTENDANCE: 43,013

Running back **Trestan Ebner's** winding 21-yard run was the first of his three touchdowns, Charlie Brewer threw for 215 yards and three scores in barely more than a half and Baylor handed the Lumberjacks their seventh straight season-opening loss with a 56-17 victory Saturday night.

After scoring a TD on a 3-yard run for those first SFA points in a series that dates back to 1928, SFA's Trae Self's pass was intercepted by **Blake Lynch**, who partially blocked a punt on the opening series. Ebner's highlight-reel TD came six plays after Lynch's interception.

Ebner's other touchdowns were also in the first half on a 16-yard pass from Brewer and an 11-yard run.

R.J. Sneed had a pair of TD catches with a team-leading 57 yards receiving. Sneed, Ebner and **Denzel Mims** had five catches apiece.

John Lovett ran for 108 yards on eight carries, including a 19-yard touchdown to give Baylor a 35-7 halftime lead.

POSTGAME NOTES

- Baylor is now 78-36-4 all-time in season openers, a 13-10 mark in the Big 12 era (since 1996).
- The Bears are 18-1 all-time against four members (Abilene Christian, Lamar, Northwestern State, Stephen F. Austin, Sam Houston State) of the Southland Conference.
- The 56 points are the third-most points ever scored by a **Matt Rhule** coached team. The record is 60 points scored in a 60-40 win for Temple at SMU on Nov. 6, 2015.
- The 56 points scored are the most points for Baylor since putting up 62 vs. West Virginia on Oct. 17, 2015.
- LB Blake Lynch** blocked the first kick of his career, a punt in the first quarter. **DT Gabe Hall** blocked a field goal attempt in the third quarter, the first of his young career. Lynch and Hall are the fifth and sixth different players to do so in the Rhule era.
- RB Trestan Ebner's** three-TD performance is a career best, his previous high was two vs. Vanderbilt in the Texas Bowl and two rushing TDs vs. West Virginia in 2017. He is the first Baylor player to score three TDs in a game since **RB John Lovett** collected three in last year's season opener vs. Abilene Christian.
- RB John Lovett** finished with 108 yards, his fourth-career 100+ rushing performance.

SCORING SUMMARY

ABILENE CHRISTIAN	7	13	7	0	--	27
BAYLOR	13	21	10	7	--	55

1st	11:48	BU	Ebner, Trestan 16 yd pass from Brewer, Charlie (Mayers, John kick)
	08:13	BU	Sneed, R.J. 11 yd pass from Brewer, Charlie (Mayers, John kick)
	03:17	SFA	Self, Trae 3 yd run (Ruiz, Storm kick)
2nd	10:53	BU	Ebner, Trestan 21 yd run (Mayers, John kick)
	06:48	BU	Ebner, Trestan 11 yd run (Mayers, John kick)
	02:20	BU	Lovett, John 19 yd run (Mayers, John kick)
3rd	13:40	BU	Sneed, R.J. 21 yd pass from Brewer, Charlie (Mayers, John kick)
	10:07	BU	Thornton, Tyquan 9 yd pass from Bohanon, Gerry (Rauschenberg, Noah kick)
4th	11:16	SFA	Ruiz, Storm 32 yd field goal
	04:26	BU	Smith, Abram 9 yd run (Rauschenberg, Noah kick)
	01:04	SFA	McGowen, Josh 1 yd run (Ruiz, Storm kick)

STATISTICS

TEAM STATS	SFA	BU
FIRST DOWNS	13	30
RUSHES-YARDS (NET)	32-119	37-268
PASSING YDS (NET)	158	250
Passes Att-Comp-Int	30-16-1	37-26-0
TOTAL OFFENSE PLAYS-YARDS	62-277	74-518
Fumble Returns-Yards	0-0	0-0
Punt Returns-Yards	1-17	3-18
Kickoff Returns-Yards	1-16	2-35
Interception Returns-Yards	0-0	1-1
Punts (Number-Avg)	8-31.0	4-36.5
Fumbles-Lost	0-0	2-1
Penalties-Yards	4-50	5-30
Possession Time	30:07	29:53
Third-Down Conversions	6 of 16	8 of 13
Fourth-Down Conversions	0 of 0	1 of 1
Red-Zone Scores-Chances	3-4	6-6
Sacks By: Number-Yards	0-0	3-15

INDIVIDUAL STATISTICS

RUSHING: Stephen F. Austin-Hutchings, Thomas 10-68; McGowen, Josh 7-38; Ward, Da'Leon 9-10; Arnold, Cam 2-7; Self, Trae 4-4; Baylor-Lovett, John 8-108; Bohanon, Gerry 6-84; Ebner, Trestan 2-32; Hasty, Ja'Mycal 10-25; Smith, Abram 4-8; Clarke, Jacoby 2-7; Jones, Qualan 3-5; Brewer, Charlie 2-1.

PASSING: Stephen F. Austin - Self, Trae 15-21-1-140; Arnold, Cam 1-1-0-18. Baylor - Brewer, Charlie 21-31-0-199; Bohanon, Gerry 5-6-0-51.

RECEIVING: Stephen F. Austin - Gipson, Xavier 3-61-0; Simmons, Remi 3-16-0; Clater, Calvin 3-11-0; Williams, Cody 2-9-0; Borders, Quentryan 2-6-0; Rikel, Lawton 1-23-0; Thompson, Josh 1-18-0; Ward, Da'Leon 1-8-0; Hutchings, Thomas 1-6-0. Baylor - Sneed, R.J. 5-57-2; Mims, Denzel 5-46-0; Ebner, Trestan 5-40-1; Fleeke, Josh 4-37-0; Hasty, Ja'Mycal 2-6-0; Platt, Chris 1-23-0; Atkinson, Jared 1-16-0; Thornton, Tyquan 1-9-1; Bullard, Koby 1-8-0; Henle, Christoph 1-8-0.

INTERCEPTIONS: Stephen F. Austin - none. Baylor - Lynch, Blake 1-1

FUMBLES: Stephen F. Austin - none. Baylor - Arnold, Grayland 1-0; Smith, Abram 1-1.

SACKS: Stephen F. Austin - none. Baylor - Miller, Chris 0.5-1; Johnson, Clay 0.5-3; Arnold, Grayland 0.5-1; Jones, Matt 0.5-2; Zouzoua, Niadre 1.0-5; McVea 1.0-3; Lynch, James 1.5-8; Utley, Brayden 0.5-2; Lynch, Blake 0.5-2; Lockhart, James 1.0-6; Barnes, Kalon 0.5-0.

TACKLES (UA-A): Stephen F. Austin - Jones, Quin 8-2; Roland, Galvin 4-5; Morris, Bert 6-0; Bakari, Taaj 3-2; Gordon, Trenton 3-2; Hendrix, Aretavious 3-0; Lawton, Caleb 2-1; Sampson, Gary 1-2; Heard, Myles 2-0; McKnight, Gerard 2-0; Jones, Eli 1-1; Williams II, Rason 0-2; TEAM 1-0; Rikel, Lawton 1-0; Britton, Teddy 1-0; Smith, Marje 1-0; Mosley, Marcus 1-0; Clankle, Brevin 1-0; Brown, A.J. 1-0; Murray, Amad 1-0; Jacobs, Anthony 1-0; Hutchings, Thomas 1-0. Baylor - Roy, Bravion 4-2; Miller, Chris 4-1; Johnson, Clay 3-2; Arnold, Grayland 2-2; Bernard, Terrel 2-2; Williams, Jordan 3-0; Jones, Matt 1-2; Jackson, Bryson 0-3; Williams, Will 2-0; Zouzoua, Niadre 2-0; McVea 2-0; Lynch, James 1-1; Woods, J.T. 1-1; Utley, Brayden 1-1; Delashaw, Colby 1-1; Lynch, Blake 1-1; Randolph, Garmon 1-0; Black, Henry 1-0; Taylor, Bralen 1-1; Lockhart, James 1-0; Smith, Abram 1-0; Texada, Raleigh 0-1; Barnes, Kalon 0-1; Hanspard Jr., Byron 0-1.

BAYLOR 63, UTSA 14

MCLANE STADIUM • WACO, TEXAS

SEPT. 7, 2019 • ATTENDANCE: 40,274

Denzel Mims was a little slow getting up after a play when he saw Baylor's call for the next snap. The senior receiver quickly waved off another player heading on to the field to take his place.

Mims then caught the second of his three touchdowns before Grayland Arnold's 73-yard punt return for a score in Baylor's 63-14 win over UTSA on Saturday.

Charlie Brewer completed 12 of 16 passes for 163 yards and the three TDs to Mims while playing only the first half, when the Bears (2-0) built a 35-0 lead. Brewer also had a 5-yard touchdown run on a blistering hot day.

Mims had all seven of his catches for 101 yards in the first half of his second career three-TD game. He was wide open in the end zone for a 9-yard TD to start the scoring when cornerback Cassius Grady fell down. Mims got behind the same defender along the sideline for a 30-yard TD and then kicked over the pylon to make it 21-0 on the play he stayed on the field.

The Roadrunners (1-1) trailed 49-0 before a 16-play drive capped by true freshman Sincere McCormick's 2-yard TD run at the end of the third quarter. He added a 54-yard score after that.

Arnold had Baylor's first punt return for a touchdown since 2005 midway through the second quarter. After fielding the ball and sliding to his right, Arnold sprinted down the sideline and got some nice down-field blocks.

POSTGAME NOTES

- The 63 points scored are the most ever by a Matt Rhule coached team. The previous record was 60 points scored in a 60-40 win for Temple at SMU on Nov. 6, 2015.
- The last time the Bears scored 60+ points was when they scored 66 on Oct. 10, 2015 when they scored 66 in a 66-7 victory at Kansas.
- The Bears allowed just 102 passing yards, the fewest since allowing just 31 to Rice, Sept. 16, 2016.
- WR Denzel Mims** had his second-career 3 TD performance (first in 2017 vs. OU). He hauled in his first TD reception of the year, a 9-yd reception for the Bears' first score of the day. He then added a 30-yd TD reception in the second quarter and a 26-yd reception in the second quarter for his third TD of the day.
- WR Denzel Mims** now has 19 career touchdowns, good for sole possession of ninth place on the Baylor receivers all-time TD list.
- CB Grayland Arnold** took a 73-yd punt return to the house, the first punt return TD of his career and the Rhule era. Overall, it is the first Baylor punt return TD since Nov. 16, 2013 when Levi Norwood had a 58-yd punt return vs. Texas Tech at AT&T Stadium. The 73-yd punt return TD is tied for the ninth longest in Baylor history (Don Huggins, 73 yards vs. TCU in 1970) and the longest since Shaun Rochon's 85-yd punt return TD vs. Samford in 2005.
- WR Chris Platt** becomes just the fourth active player nationally to score a TD in five different seasons (2015-19).

SCORING SUMMARY

ABILENE CHRISTIAN	7	13	7	0	--	27
BAYLOR	13	21	10	7	--	55

1st	08:22	BU	Mims, Denzel 9 yd pass from Brewer, Charlie (Mayers, John kick)
	00:43	BU	Brewer, Charlie 5 yd run (Mayers, John kick)
2nd	09:27	BU	Mims, Denzel 30 yd pass from Brewer, Charlie (Mayers, John kick)
	07:09	BU	Arnold, Grayland 73 yd punt return (Mayers, John kick)
	01:30	BU	Mims, Denzel 26 yd pass from Brewer, Charlie (Mayers, John kick)
3rd	11:25	BU	Bohanon, Gerry 3 yd run (Mayers, John kick)
	06:11	BU	Hasty, Ja'Mycal 1 yd run (Mayers, John kick)
	00:03	UTSA	McCORMICK, S. 2 yd run (DUPLESSIS, H. kick)
4th	12:22	UTSA	McCORMICK, S. 54 yd run (DUPLESSIS, H. kick)
	08:30	BU	Platt, Chris 15 yd run (Rauschenberg, Noah kick)
	05:33	BU	Jones, Qualan 61 yd run (Rauschenberg, Noah kick)

STATISTICS

TEAM STATS	UTSA	BU
FIRST DOWNS	14	25
RUSHES-YARDS (NET)	36-164	39-368
PASSING YDS (NET)	102	178
Passes Att-Comp-Int	30-17-0	23-16-0
TOTAL OFFENSE PLAYS-YARDS	66-266	62-546
Fumble Returns-Yards	0-0	0-0
Punt Returns-Yards	1-2	3-83
Kickoff Returns-Yards	2-37	2-51
Interception Returns-Yards	0-0	0-0
Punts (Number-Avg)	8-43.0	3-43.7
Fumbles-Lost	3-1	1-0
Penalties-Yards	7-58	6-50
Possession Time	31:31	28:29
Third-Down Conversions	7 of 18	6 of 9
Fourth-Down Conversions	2 of 3	0 of 0
Red-Zone Scores-Chances	1-1	5-5
Sacks By: Number-Yards	1-2	3-10

INDIVIDUAL STATISTICS

RUSHING: UTSA - McCormick, S. 12-87; Boston, Deven 5-33; Brady, Brenden 6-26; Narcisse, Lowell 3-12; Harris, Frank 9-3; Daniels, B.J. 1-3. Baylor - Bohanon, Gerry 7-93; Ebner, Trestan 4-76; Lovett, John 9-69; Jones, Qualan 2-63; Smith, Abram 3-21; Hasty, Ja'Mycal 7-18; Platt, Chris 1-15; Brewer, Charlie 4-10; White, Jonah 1-2; Bullard, Koby 1-1.

PASSING: UTSA - Harris Frank 15-21-0-93; Narcisse, Lowell 2-6-0-9. Baylor - Brewer, Charlie 12-16-0-163; Bohanon, Gerry 4-7-0-15.

RECEIVING: UTSA - Ogle-Kellogg, T. 4-15-0; Moorhead, Blaze 3-21-0; Cephus, J. 2-23. Strickland, C. 2-11-0; Jones, Sheldon 2-10-0; Woolen, Tariq 1-7-0; Boston, Deven 1-6-0; Franklin, Z. 1-6-0; Griffin, Dywan 1-3-0. Baylor: Mims, Denzel 7-101-3; Sneed, R.J. 3-40-0; Hasty, Ja'Mycal 2-8-0; Thornton, Tyquan 1-16-0; Lovett, John 1-13-0; Baucum, Davis 1-2-0; Platt, Chris 1-2-0.

INTERCEPTIONS: UTSA - none. Baylor - none.

FUMBLES: UTSA - Harris, Frank 2-0; Johnson, Krik 1-1. Baylor - Hasty, Ja'Mycal 1-1.

SACKS: UTSA - Wisdom, Rashad 1.0-2. Baylor - Johnson, Clay 1.5-8; Lynch, Blake 1.0-1; Taylor, Bralen 0.5-1.

TACKLES (UA-A): UTSA - Austin III 4-2; Sam, Jahmal 4-1; Harris, SaVion 3-2; McFarland, L. 3-2; Mayfield, Corey 4-0; Mahnke, Tyler 2-1; Martel, Andrew 2-1; Wisdom, Rashad 1-2; Nwachuku, K. 2-0; Banks, Eric 1-1; Henry, D. 1-0; Dantzler, L. 1-0; Harmonson, T. 1-0; Grady, Cassius 1-0; Preston, J. 1-0; Baker, Baylen 1-0; Robinson, Ken 1-0; Boston, Deven 1-0; Benning, Myles 1-0; Carter-McLin, J. 1-0; Nelson, Kevin 1-0; Matternson, B. 1-0. Baylor - Johnson - Johnston, Clay 2-4; Williams, Jordan 3-2; Miller, Chris 2-3; Black, Henry 2-3; Barnes, Kalon 2-2; McVea, Jairon 2-2; Bernard, Terrel 1-3; Arnold, Grayland 3-0; Lockhart, James 1-2; Zouzoua, Niadre 1-1; Lynch, Blake 1-1; Lynch, James 1-1; Woods, J.T. 1-1; Houston, Jameson 1-1; Logan, Ashton 1-1; Taylor, Bralen 0-2; Brown, Zeke 1-0; Maxwell, Cole 1-0; Ogbonaya, Chidi 1-0; Williams, Will 1-0; Roy, Bravion 1-0; Jackson, Bryson 0-1; Milton, Mark 0-1; Jones, Matt 0-1.

2019 GAME RECAPS

OVERALL: 4-0 (HOME 3-0, ROAD 1-0, NEUTRAL 0-0) | BIG 12 CONFERENCE: 1-0 (HOME 1-0, ROAD 0-0, NEUTRAL 0-0)

BAYLOR 21, RICE 13

RICE STADIUM • HOUSTON, TEXAS
SEPT. 21, 2019 • ATTENDANCE: 20,198

Baylor was happy to escape with a win against Rice on Saturday night. The Bears might have been even happier with the wakeup call they received. Charlie Brewer threw for 303 yards and a touchdown, Denzel Mims caught six passes for 102 yards and Baylor held on to beat Rice 21-13.

Brewer threw a 50-yard touchdown pass to Chris Platt with five minutes left in the second quarter, and ran for a 25-yard touchdown with 15 seconds left in the first half as the Bears (3-0) built a 21-3 halftime lead. Brewer finished 20 of 27 and rushed 12 times for 58 yards.

Platt finished with 85 yards with the touchdown on five catches. Josh Fleeks put Baylor on the board with three minutes left in the first quarter. Baylor outgained Rice 427-242.

Wiley Green finished 13-of-23 passing for 128 yards in his return after missing last week with a neck injury. Tom Stewart was 5 of 8 for 50 yards and rushed for a 21-yard touchdown with 8:42 left in the fourth quarter to pull Rice within eight. Brad Rozner caught seven passes for 100 yards for the Owls (0-4).

The Owls had the ball and a chance to tie with three minutes left in the game, but two sacks ended the drive.

The Bears iced the game with a 13-yard pass from Brewer to Mims with a minute left for a first down.

POSTGAME NOTES

- The Bears have won five straight games for the first time since opening the 2016 season 6-0.
- With Fleeks' TD run, 13 different Bears have accounted for a touchdown this season.
- The Bears' 86-yard TD drive to open up scoring in the game is Baylor's longest since a 10-play, 88-yd TD drive in last year's Texas Bowl.
- WR Denzel Mims finished with 102 receiving yards on six catches, giving the Bears a 100-yard performer in 18-of-28 games under head coach Matt Rhule, including five consecutive games through the victory over Rice. There have been 26 total 100-yard performances under Rhule.
- Josh Fleeks rushed for his second-career rushing TD (3rd career TD), his first of the 2019 campaign, a 6-yd run to open up scoring in the first quarter.
- WR Chris Platt hauled in a 50-yd TD reception in the second quarter, his longest pass reception since a 79-yarder (TD) at Duke in 2017. The TD is the 6th career reception of 50+ yards for Platt.
- The 50-yd TD pass from QB Charlie Brewer to WR Chris Platt is the 9th completion of 50 or more yards of Brewer's career.
- QB Charlie Brewer finished with 303 yards passing, his 8th game in 19 starts with 300+ yards passing. He remains in fourth on the all-time Baylor list and is one away from tying Nick Florence for third with 9 games.
- DT James Lynch finished with a career-high 2 sacks, giving him 11.5 career sacks.
- DE James Lockhart collected his first career fumble recovery to end a sequence of three plays where he recorded a pass break up, a tackle for loss and a fumble recovery.
- DE James Lockhart collected his first sack of the season, second of his career. He finished with 4 tackles (tied career high), 1.0 sack, 2.0 TFL, 2 QB hurry, 1 pass break up and 1 fumble recovery.

SCORING SUMMARY

BAYLOR	7	14	0	0	--	21
RICE	0	3	3	7	--	13

1st 03:12	BU	Fleeks, Josh 6 yd run (Mayers,John kick)
2nd 08:09	RICE	Harrison, Will 28 yd field goal
05:02	BU	Platt, Chris 50 yd pass from Brewer, Charlie (Mayers, John kick)
00:15	BU	Brewer, Charlie 25 yd run (Mayers, John kick)
3rd 03:50	RICE	Harrison, Will 24 yd field goal
4th 08:42	BU	STEWART, Tom 21 yd run (Harrison, Will kick)

STATISTICS

TEAM STATS	BU	RICE
FIRST DOWNS	20	17
RUSHES-YARDS (NET)	35-124	35-64
PASSING YDS (NET)	303	178
Passes Att-Comp-Int	28-20-0	31-18-0
TOTAL OFFENSE PLAYS-YARDS	63-427	66-242
Fumble Returns-Yards	0-0	0-0
Punt Returns-Yards	0-0	0-0
Kickoff Returns-Yards	3-45	2-41
Interception Returns-Yards	0-0	0-0
Punts (Number-Avg)	3-107	4-183
Fumbles-Lost	3-2	2-1
Penalties-Yards	6-60	1-5
Possession Time	27:45	32:15
Third-Down Conversions	7 of 12	8 of 18
Fourth-Down Conversions	0 of 1	1 of 2
Red-Zone Scores-Chances	1-2	2-3
Sacks By: Number-Yards	3-16	2-8

INDIVIDUAL STATISTICS

RUSHING: Baylor - Brewer, Charlie 12-58; Hasty, JaMycal 7-39; Ebner, Trestan 7-10; Lovett, John 5-9; Fleeks, Josh 2-5; Platt, Chris 1-5; Team 1- -2. Rice - Booker, Charlie 12-29; Green, Wiley 4-18; Walter, Aston 14-11; Stewart, Tom 4-5; Montgomery, C. 1-1.

PASSING: Baylor - Brewer, Charlie 20-27-0-303; Atkinson, Jared 0-1-0-0. Rice - Green, Wiley 13-23-0-128; Stewart, Tom 5-8-0-50.

RECEIVING: Baylor - Mims, Denzel 6-102-0; Platt, Chris 5-85-1; Thornton, Tyquan 3-70-0; Sneed, R.J. 3-24-0; Henle, Christoph 1-11-0; Hasty, JaMycal 1-6-0; Ebner, Trestan 1-5-0. Rice - Rozner, Brad 7-100-0; Myers, Jordan 3-13-0; Trammell, A. 2-27-0; Pitre III, A. 2-16-0; Walter, Aston 2-14-0; Bradley, Jack 1-8-0; Montgomery, C. 1-0-0.

INTERCEPTIONS: Baylor - none. Rice - none.

FUMBLES: Baylor - Lovett, John 1-1; Brewer, Charlie 1-1. Rice - Montgomery, C. 1-1; Rozner, Brad 1-0.

SACKS: Baylor - Lockhart, James 1.0-1; Lynch, James 2.0-15. Rice - Chamberlain, T. 0.5-1; Ekpe, Anthony 0.5-1.

TACKLES (UA-A): Baylor - Johnston, Clay 7-6; Roy, Bravion 4-1; Miller, Chris 3-2; Bernard, Terrel 3-2; Texada, Raleigh 4-0; Lockhart, James 3-1; Lynch, Blake 2-2; Houston, Jameson 2-2; Arnold, Grayland 2-2; Williams, Jordan 2-1; Morgan, C. 1-2; Lynch, James 2-0; McVea, Jairon 1-1; Black, Henry 0-2; Barnes, Kalon 1-0; Ogbonnaya, Chidi 1-0; Woods, J.T. 0-1; Smith, Abram 0-1. Rice - Alldredge, B. 6-2; Smith, Naeem 4-3; Montero, A. 3-4; Chamberlain, T. 2-4; Bird, Andrew 3-1; Enechukwu, I. 1-2; Garcia, Elijah 1-2; Hubbard, J. 2-0; Ekpe, Anthony 1-1; Adams, Myles 1-1; Ellerbe, N. 1-1; Richardson, I. 1-1; Nyakwol, George 0-2; Myers, Jordan 1-0; Calderon, Prudy 1-0; White, Jason 1-0; Thornton, Tyrae 1-0; Carroll, D. 1-0; Doddridge, J. 0-1; Newsome, D. 0-1; Page, Kebreyun 0-1; Floyd, Izeya 0-1; Orji, Kenneth 0-0.

BAYLOR 23, IOWA STATE 21

MCLANE STADIUM • WACO, TEXAS
SEPT. 28, 2019 • ATTENDANCE: 42,359

Baylor coach Matt Rhule passed on a field goal try early in Iowa State's huge fourth-quarter comeback because redshirt freshman John Mayers badly missed a kick in the first half.

After the Bears had blown the rest of their 20-point lead, Rhule faced another decision from the same distance as the early miss -- 38 yards -- only this time it was into the wind, with less than half a minute remaining, and his team down one.

The kid got another chance.

Mayers slipped the 38-yarder just inside the right upright with 21 seconds left for the first field goal of his career, lifting Baylor to a 23-21 victory over Iowa State on a steamy Saturday after the Bears blew their big lead and were behind for the first time this season.

Charlie Brewer answered the last of three fourth-quarter TD drives engineered by Brock Purdy, taking the Bears 54 yards in 14 plays. Among the three third-down conversions was a 10-yard run by Brewer on third-and-9 and completions of 15 and 13 yards to Tyquan Thornton.

After an Iowa State timeout, Mayers touched off a wild celebration as the Bears (4-0, 1-0 Big 12) extended their best start in three years under Rhule and won their sixth straight game going back to last season. It's the longest active winning streak in the Big 12.

POSTGAME NOTES

- The last time Iowa State was held scoreless through three-straight quarters was on Sept. 8, 2018 at Iowa, when they were shutout through the final three quarters.
- WR Denzel Mims finished with 106 receiving yards on 6 catches and WR Tyquan Thornton finished with 141 receiving yards on 11 catches, giving the Bears at least one 100-yard performer in 19-of-29 games under head coach Matt Rhule, including six consecutive games through the victory over Iowa State. There have been 28 total 100-yard performances under Rhule.
- The Bears have had two 100-yard performers in nine games under Rhule.
- The Bears are 10-1 when an individual records a 100-yard performance.
- QB Charlie Brewer ties his career high with three TD passes, the sixth time in his career he has done so.
- WR Tyquan Thornton has a career-best 141 receiving yards, the first 100+ receiving yard performances of his career. His 11 receptions were also a career high and rank tied for 15th-most in a single game in school history.
- WR Denzel Mims finished with 106 yards, his 3rd 100+ receiving yard performance this year (last three-straight games), 10th of his career.
- LB Clay Johnston finished with 13 tackles, his 9th career double-digit tackle game and second straight. He had 11 tackles in the first half alone.
- QB Charlie Brewer finished with 307 yards passing, his 9th game in 20 starts with 300+ yards passing. He is now tied for third with Nick Florence on the all-time Baylor list with 9 games of 300+ yards passing.

SCORING SUMMARY

IOWA STATE	0	0	0	21	--	21
BAYLOR	0	7	13	3	--	23

2nd 00:58	BU	Mims,Denzel 9 yd pass from Brewer,Charlie (Mayers,John kick)
3rd 10:00	BU	Mims,Denzel 24 yd pass from Brewer,Charlie (TEAM rush fumbld)
01:26	BU	Thornton,Tyquan 35 yd pass from Brewer,Charlie (Mayers,John kick)
4th 14:34	ISU	Lang, Johnnie 3 yd run (Assalley, C. kick)
07:24	ISU	Lang, Johnnie 12 yd pass from Purdy, Brock (Assalley, C. kick)
03:45	ISU	Kolar, Charlie 20 yd pass from Purdy, Brock (Assalley, C. kick)
00:21	BU	Mayers,John 38 yd field goal

STATISTICS

TEAM STATS	ISU	BU
FIRST DOWNS	23	24
RUSHES-YARDS (NET)	28-63	34-104
PASSING YDS (NET)	342	307
Passes Att-Comp-Int	45-27-1	45-26-0
TOTAL OFFENSE PLAYS-YARDS	73-405	79-411
Fumble Returns-Yards	0-0	0-0
Punt Returns-Yards	1-9	2-3
Kickoff Returns-Yards	1-23	1-25
Interception Returns-Yards	0-0	1-0
Punts (Number-Avg)	5-39.4	3-43.5
Fumbles-Lost	1-1	1-0
Penalties-Yards	2-25	7-75
Possession Time	29:43	30:17
Third-Down Conversions	7 of 15	6 of 17
Fourth-Down Conversions	0 of 1	2 of 3
Red-Zone Scores-Chances	3-3	2-4
Sacks By: Number-Yards	3-16	3-25

INDIVIDUAL STATISTICS

RUSHING: ISU - Lang, Johnnie 6-35; Nwangwu, Kene 3-13; Croney, Sheldon 6-12; Purdy, Brock 13-3. BU - Lovett, John 12-52; Brewer, Charlie 13-29; Ebner, Trestan 4-16; Hasty, JaMycal 3-10; Bohannon, Gerry 1- -1.

PASSING: ISU - Purdy, Brock 27-45-2-342; BU - Brewer, Charlie 26-45-3-307

RECEIVING: ISU - Jones, D. - 7-7-0; Kolar, Charlie 5-727-1; Milton, Tanique 3-40-0; Allen, Chase 2-37-0; Wilson, Darren 2-36-0; Shaw, Sean 1-33-0; Croney, Sheldon 5-21-0; Pettway, L. 1-14-0; Lang, Johnnie 1-12-1. BU - Tyquan, Thornton 11-141-1; Mims, Denzel 6-106-2; Sneed, R.J. 4-30-0; Hasty, JaMycal 3-14-0; Atkinson, Jared 1-9-0; Platt, Chris 1-7-0.

INTERCEPTIONS: ISU - None. BU - Williams, Jordan 1-0.

FUMBLES: ISU - Purdy, Brock 1-1. BU - Brewer, Charlie 1-0.

SACKS: ISU - Vance, O'Rien 2.0-10; Spears, Marcel 1.0-6. BU - Johnston, Clay 1.0-5; Williams, Jordan 0.5-5; Roy, Bravion 0.5-5; Lockhart, James 1.0-10.

TACKLES (UA-A): ISU - Vance, O'Rien 6-3; White, Lawrence 4-2; Spears, Marcel 2-4; Johnson, An. 4-1; Hummel, Jake 4-1; Eisworth, Greg 3-1; Lewis, Braxton 3-1; Rose, Mike 2-2; Azunna, Arnold 2-0; Lima, Ray 1-1; Young, Datrone 1-1; Bickham, Justin 1-1; Kolar, Charlie 1-0; Akers, Landon 1-0; Uwazurike, E. 1-0; Grant, Jatairis 1-0; Petersen, Zach 1-0; Wirtel, Steve 1-0; Miller, D.J. 0-1; Johnson, Jamahl 0-1. BU - Johnston, Clay 7-6; Bernard, Terrel 2-4; Williams, Jordan 2-4; Miller, Chris 5-0; Texada, Raleigh 4-1; Black, Henry 3-0; Arnold, Grayland 2-1; Lynch, Blake 2-1; Roy, Bravion 1-2; Lockhart, James 2-0; Lynch, James 2-0; Woods, J.T. 2-0; Houston, Jameson 1-1; Pitre, Jalen 1-1; Hasty, JaMycal 1-0; Barnes, Kalon 0-1; Maticic, Ross 0-1; Milton, Mark 0-1.