

GAME 1

NR/RV **BAYLOR** (0-0, 0-0 BIG 12) vs. NR/NR **STEPHEN F. AUSTIN** (0-0, 0-0 SOUTHLAND)



Aug. 31, 2019 • 6 p.m. CT • TV: Big 12 Now / ESPN+ • Radio: Baylor Bears Sports Network
Waco, Texas • McLane Stadium (45,140)

MEDIA INFORMATION

TV: Big 12 Now / ESPN+

Talent: Joel Meyers (pxp), Barrett Brooks (analyst)

Radio: Baylor IMG Sports Network / ESPN Central Texas

Talent: John Morris (pxp), J.J. Joe (analyst),
Ricky Thompson (sideline)

Satellite Radio: Sirius 113 / XM 207 / Internet 967

Live Stats: Baylor.StatBroadcast.com

Twitter: @BUFootball | #SicEm

BAYLOR 0-0, 0-0 Big 12

Ranking NR — AP, RV — Coaches

Last Game Dec. 27, 2018
win vs. Vanderbilt, 45-38

Head Coach Matt Rhule (Penn State, '97)

Career Record 36-40 (7th season)

Baylor Record 8-17 (3rd season)

vs. SFA 0-0

STEPHEN F. AUSTIN 0-0, 0-0 SOUTHLAND

Ranking NR — AP, NR — Coaches

Last Game Nov. 24, 2018
win vs. Tennessee, 38-13

Head Coach Colby Carthel (Angelo St., '00)

Career Record 59-18 (7th season)

SFA Record 0-0 (1st season)

vs. Baylor 0-0

BAYLOR COACHING STAFF

On the Field

Matt Rhule Head Coach
Joey McGuire Associate HC/Defensive Ends
Phil Snow Defensive Coordinator/Safeties
Shawn Bell Offensive Line
Evan Cooper Corners
Frisman Jackson Wide Receivers/Passing Game Coord.
Marcus Satterfield Tight Ends
Frank Okam Defensive Line

In the Press Box

Jeff Nixon Co-Offensive Coord./Running Backs
Glenn Thomas Co-Offensive Coord./Quarterbacks
Mike Siravo Linebackers/Special Teams Coord.

BAYLOR ATHLETICS COMMUNICATIONS

TAYLOR BRYAN Primary Contact
254-709-4411 (cell) • Taylor_Bryan@baylor.edu

RACHEL CATON Secondary Contact
254-652-2061 (cell) • Rachel_Caton@baylor.edu

STORY LINES

- Baylor opens the 2019 season and year three under **Matt Rhule** with a 6 pm CT matchup with Stephen F. Austin. Saturday's game is the first-ever Baylor football game broadcast on Big 12 Now and ESPN+.
- Baylor is 77-36-4 all-time in season openers, including a 12-10 mark in the Big 12 era (since 1996).
- Head coach **Matt Rhule** is 3-3 in season openers over his six-year career as a head coach.
- BU's +6 win improvement from 2017-18 is tied with Florida and Syracuse for largest among Power 5 teams.
- Baylor has 14 graduates on its 2019 roster, including nine student-athletes enrolled in graduate school.
- **Matt Rhule** was only the second Baylor coach in last 50 years to take his 2nd BU team to a bowl game (Reedy).
- Senior linebacker **Clay Johnston** and junior defensive lineman **James Lynch** were both named to the 2019 Preseason All-Big 12 by the league's media.
- Baylor's seven blocked kicks in 2018 led the nation. The Bears have nine blocks in the last 25 games.
- Baylor had 17 lettermen on NFL rosters during the 2019 preseason, representing 15 different franchises.
- BU returns 38 players in 2019 that started at least one game, including 20 on offense and 18 on defense.
- Baylor has played 48 different freshmen or redshirt freshmen over the last two seasons.
- Baylor running backs have 119 receptions over the last 25 games after totaling only 40 catches from 2013-16.
- **John Lovett** is the fourth man in BU history with multiple rushes of 70+ yards (Ganaway, Finley, Seastrunk)
- Baylor offensive lineman **Sam Tecklenburg** leads the team with 25 consecutive starts. Sixth-year senior **Chris Platt** leads the roster with 43 career games played.
- 100 percent of Baylor's record-setting 663 Texas Bowl offensive yards return for 2019.
- Led by Tecklenburg, there are 55 returning starts on the offensive line, including 7 players with at least 6 starts.
- Nine different Baylor players were named to 2019 Preseason national awards watch lists.
- **Denzel Mims** ranks t-13th in Baylor history with 1,905 receiving yards, and has a catch in 24 straight games played.
- **Matt Rhule** coached teams have won 32 straight games when leading entering the fourth quarter.
- BU had a record 22 players named to the 2018 Academic All-Big 12 team & 41 over last 2 years under Rhule.
- The Bears had 25 student-athletes earn their degree during the 2018-19 academic year.
- Baylor returns 83% of last season's tackle production, good for seventh in the NCAA and first in the Big 12.
- The 2019 edition of Baylor football features 15 returning starters, 12 of which are seniors.
- BU is playing its 118th season of football. BU holds a 595-574-44 (.511) record all-time. Baylor has scored in a school-record 150 straight games — the previous record was 89 games from Dec. 31, 1979 - Oct. 23, 1987.

2019 SCHEDULE

	Aug. 31	STEPHEN F. AUSTIN vs. NR/RV BAYLOR	Big 12 Now	6 p.m. CT
		Waco, Texas / McLane Stadium (45,140) / Baylor leads 4-0		
	Sept. 7	UTSA vs. BAYLOR	FSN	3 p.m. CT
		Waco, Texas / McLane Stadium (45,140) / Series tied 1-1		
	Sept. 21	Baylor at Rice	CBSSN	6 p.m. CT
		Houston, Texas / Rice Stadium (47,000) / Baylor leads 49-30-2		
	Sept. 28	IOWA STATE vs. BAYLOR	TBA	TBA
		Waco, Texas / McLane Stadium (45,140) / Baylor leads 9-8		
	Oct. 5	Baylor at Kansas State	TBA	TBA
		Manhattan, Kansas / Bill Snyder Family Football Stadium (50,000) / Kansas St. leads 9-7		
	Oct. 12	TEXAS TECH vs. BAYLOR (HC / TFBI Shootout)	TBA	TBA
		Waco, Texas / McLane Stadium (45,140) / Series tied 38-38-1		
	Oct. 19	Baylor at Oklahoma State	TBA	TBA
		Stillwater, Okla. / Boone Pickens Stadium (60,218) / Oklahoma St. leads 20-17		
	Oct. 31	WEST VIRGINIA vs. BAYLOR	TBA	TBA
		Waco, Texas / McLane Stadium (45,140) / West Virginia leads 5-2		
	Nov. 9	Baylor at TCU	TBA	TBA
		Ft. Worth, Texas / Amon G. Carter Stadium (45,000) / TCU leads 55-52-7		
	Nov. 16	OKLAHOMA vs. BAYLOR	TBA	TBA
		Waco, Texas / McLane Stadium (45,140) / Oklahoma leads 25-3		
	Nov. 23	TEXAS vs. BAYLOR	TBA	TBA
		Waco, Texas / McLane Stadium (45,140) / Texas leads 78-26-4		
	Nov. 30	Baylor at Kansas	TBA	TBA
		Lawrence, Kansas / David Booth Kansas Memorial Stadium (50,071) / Baylor leads 14-4		



MATT RHULE

HEAD COACH, THIRD SEASON

THE RHULE FILE

PERSONAL

Born: January 31, 1975

Family: wife Julie; son Bryant; daughters Vivienne and Leona

EDUCATION

Penn State (1997, B.A. in Political Science)

Buffalo (2003, M.A. in Educational Psychology)

PLAYING EXPERIENCE

Penn State, 1994-97 (linebacker, Academic All-Big Ten [97])

COACHING EXPERIENCE

1998	Albright College, linebackers
1999	Buffalo, assistant defensive line
2000	Buffalo, defensive line
2001	UCLA, assistant defensive line
2002	Western Carolina, linebackers / special teams
2003-04	Western Carolina, asst. HC / LB / special teams
2005	Western Carolina, asst. HC / OL / ST / RGC
2006	Temple, defensive line
2007	Temple, quarterbacks / recruiting coord.
2008-10	Temple, offensive coord. / quarterbacks
2011	Temple, asst. OC / TE / recruiting coord.
2012	New York Giants, assistant offensive line
2013-16	Temple, head coach
2017-current	Baylor, head coach

THE RHULE WORKSHEET

YEAR	OVERALL		CONFERENCE
	SCHOOL	RECORD	RECORD, FINISH
2013	Temple	2-10	1-7, 1-9th (AAC)
2014	Temple	6-6	4-4, 6th (AAC)
2015	Temple	10-4	7-1, 1st (AAC East)
2016	Temple	10-3	7-1, 1st (AAC East)
2017	Baylor	1-11	1-8, 9th (Big 12)
2018	Baylor	7-6	4-5 (Big 12)
2019	Baylor	0-0	0-0 (Big 12)
TOTALS	7 seasons	36-40	24-26
	BU 3 seasons	8-17	5-13
	TU 4 seasons	28-23	19-13

SFA SERIES HISTORY

- Baylor will host Stephen F. Austin to open the 2019 season for the 5th overall meeting between the two programs.
- The Bears are 4-0 all-time against SFA with the most recent meeting a 48-0 victory at Floyd Casey Stadium in 2011. In that matchup, Robert Griffin III kickstarted his Heisman campaign with 343 total yards and three scores, while Kendall Wright added 123 receiving yards.
- The Bears are 17-1 all-time against four members (Abilene Christian, Lamar, Northwestern St., Stephen F. Austin, Sam Houston State) of the Southland Conference. BU is scheduled to face Incarnate Word in 2020.
- Baylor's last meeting with a member of the Southland was a 55-27 victory over ACU in the 2018 opener at McLane Stadium.
- The Bears hold a 373-231-31 all-time record against current Division I schools in the state of Texas.

ONE OF THE NATION'S BIGGEST TURNAROUNDS

- From one win in 2017, to seven victories as season ago, Baylor enjoyed one of the top turnarounds in all of college football. Below are charts illustrating the turnaround relative to the nation.
- Baylor's +6 win turnaround tied for third in Big 12 history behind TCU (+8, 2013-14), Colorado (+7, 2000-01 and Kansas (+6, 2006-07).

Largest Win Improvement in '18		Largest Win Improvement in last 5 yrs		Best Win Improvement in last 5 yrs	
Among Power 5 Teams		Among Big 12 teams		Among 0 or 1-win teams	
Baylor	+6	2013-14	TCU	+8	2016 Fresno St.
Florida	+6	2017-18	Baylor	+6	2013 Western Michigan
Syracuse	+6	2016-17	Iowa St.	+5	2015 UCF
		2016-17	TCU	+5	2018 Baylor

RUN GAME ROAD TO VICTORY

- In Baylor's seven victories in 2018 the Bears averaged 219.3 rushing yards per game and 5.29 yards per carry. In losses, that total drops to just 110.5 yards per game including three games with less than 90 yards.
- The Bears have rushed for 231.6 yards per game in their three Big 12 home wins and are rushing for 210.0 yards per game overall at McLane Stadium in 2018.
- BU ranked fourth in the Big 12 in rushing offense with an average of 169.08 ypg in 2019. Four different Baylor players had at least three rushing touchdowns (Brewer, Lovett, Hurd, Hasty).

BEVY OF BAYLOR DEBUTS IN '18

- After ranking among the top teams in the country to feature freshmen in 2017, Baylor continued to introduce new players into its lineups in 2018.
- In 13 games, Baylor had 34 players make their first appearances in a Bears' uniform. That total includes 15 true freshmen (Kalon Barnes, Gerry Bohanon, Josh Fleeks, Connor Galvin, BJ Hanspard, Christoph Henle, John Mayers, Mark Milton, Christian Morgan, Issac Power, Bralen Taylor, Tyquan Thornton, Ben Sims, Marje Smith, Craig 'Sqwirl' Williams and JT Woods).
- The Bears have also had 10 RS freshmen, one sophomore, two juniors, two seniors and three graduate transfers appear in a Baylor uniform for the first time.
- Baylor has had 20 first time starters (six true freshmen), with the most recent Trestan Ebner vs. Vanderbilt.
- **From 2017-18, Baylor has played 50 true or redshirt freshmen.**

HIGH SCHOOL CONNECTIONS


- Baylor head coach Matt Rhule and co-offensive coordinator Jeff Nixon join elite company among college football coaches that played as high school teammates. Rhule and Nixon are both 1994 graduates of State College (Pa.) High School.
- Rhule and Nixon are joined by Temple OC Mike Uremovich/DC Jeff Knowles; UMass HC Walt Bell/AHC Luke Paschall; Navy HC Ken Niumatalolo/Co-DC Brian Norwood.

TOUGHNESS REWARDED

In 2017, head coach Matt Rhule began a new tradition at Baylor of rewarding the nine toughest players on the BU roster with single-digit jerseys. The jersey numbers are awarded to the student-athletes deemed by their teammates to be the toughest members of the team. Rhule began the tradition of honoring toughness with single digits during his tenure at Temple.



1 GRAYLAND ARNOLD
Junior




2 BLAKE LYNCH
Senior



3 CHRIS MILLER
Senior



4 CLAY JOHNSTON
Senior



5 DENZEL MIMS
Senior



6 JAMYCAL HASTY
Senior



7 JOHN LOVETT
Junior



8 HENRY BLACK
Senior



9 JAMES LOCKHART
Senior

BLOCK PARTY

- Over the last 25 games, Baylor has showed the ability to make plays on special teams including blocking kicks and punts. Below is a list of Baylor's nine blocks since the beginning of 2017.
- BU led the country in 2018 with seven blocks. **As a head coach, Rhule's teams have blocked 28 kicks since 2013 (2013-16 at Temple; 2017-current at Baylor).**
- Baylor's seven blocked kicks were the most since the team recorded nine in 1989.
- BJ Thompson (3) and Christian Morgan (2) ranked second and fifth nationally in blocks. Thompson's three blocks on the year are the most for a Baylor player since James Francis had eight in 1988.

Name	Type	Opp. (Year)	MOST BLOCKED KICKS IN A SEASON	
			Year	Blocks
Greg Roberts	FG	UTSA (2017)		
Greg Roberts	FG	Texas (2017)	1.	1980 13
Christian Morgan	Punt	Duke (2018)	2.	1989 9
BJ Thompson	XP	Kansas St. (2018)	3.	1984 7
James Lynch	FG	at WVU (2018)		2018 7
Christian Morgan	Punt	Oklahoma St. (2018)	4.	1998 6
Bravvion Roy	FG	Oklahoma St. (2018)	5.	2009 5
BJ Thompson	Punt	TCU (2018)		
BJ Thompson	XP	TCU (2018)		

BREWER AS A RUNNER

- Charlie Brewer turned his legs into a weapon in 2018. The now junior QB displayed his athleticism and recorded a team-best 133 rushing attempts, third most for a Big 12 QB.
- Brewer led the Bears with six rushing touchdowns, fourth-most among passers in the Big 12 Conference.
- The Austin native ran for 50 or more yards four times in 2018, including a career-best 109 rushing yards on 16 attempts in the bowl win over Vanderbilt.
- Brewer's six rushing touchdowns in 2018 were the eighth-most by a Baylor quarterback since 1980.
- His 542 career rushing yards through 21 games rank fourth by BU quarterbacks since 2007 behind Robert Griffin III (2,254; 2008-11), Seth Russell (1,240; 2012-16) and Nick Florence (651; 2009-12)

SINGLE-SEASON QB RUSHING YARDS

No.	Name	Year	Yards
1.	Robert Griffin III	2008	843
2.	Robert Griffin III	2011	699
3.	Robert Griffin III	2010	635
4.	Nick Florence	2012	568
5.	Seth Russell	2016	506

10.	JJ Joe	1992	378
11.	Charlie Brewer	2018	375
12.	Mike Brannan	1979	356
	Cody Carlson	1986	356

SINGLE-SEASON QB RUSHING TD

No.	Name	Year	Att.	Yards	TD
1.	Bryce Petty	2013	94	209	14
2.	Robert Griffin III	2008	173	843	13
3.	Robert Griffin III	2011	179	699	10
	Nick Florence	2012	139	568	10
	Don Trull	1963	98	119	10
6.	Robert Griffin III	2010	149	635	8
	Seth Russell	2016	94	506	8
8.	Charlie Brewer	2018	133	375	7
9.	JJ Joe	1991	116	147	6
	Bryce Petty	2014	84	101	6
	Seth Russell	2015	49	402	6

RETURNING RECEIVING STARS

- Baylor welcomes back for 2019 a plethora of wide receivers with big time results and experience. Led by senior Denzel Mims, the receiving corps is primed for success.
- Mims (120/1,905 yards) and Chris Platt (98/1,634) are two of the top 16 receivers in program history. Fellow senior Marques Jones had 21 receptions for 242 yards and scored twice in 2018.
- Sophomores Tyquan Thornton (354 yards, 3 TD), Josh Fleeks (126 yards, TD) and RJ Sneed (57 career yards) add key depth. Junior Jared Atkinson has nine career receptions for 117 yards.
- The Bears also feature freshman receivers in Jackson Gleeson, Peyton Powell and Yusuf Terry.

CONTROLLING THE CLOCK

- One staple of Matt Rhule coached teams is controlling time of possession. After holding the ball for an average of 29:48 in 2017 (6th, Big 12), the Bears put an even greater emphasis on possession in 2018.
- BU was first in the Big 12 and 17th nationally with an average time of possession of 32:40 last season.
- Baylor won the time of possession battle in nine of 13 games in 2018. Baylor has controlled the ball 35+ minutes eight times in last 25 games.
- Baylor's 15-play, 92-yard scoring drive that lasted 7:36 against Iowa State was its longest in TOP since 2011 and its highest number of plays in a scoring drive in 2018. BU has 16 scoring drives of 10+ plays in 2018.
- The Bears' first scoring drive against Texas Tech went for 19 plays and 9:10, the longest drive in TOP since 2005 and its longest by plays since 2011 (21 plays vs. Oklahoma State).

RECORD BREAKDOWN

Current Streak	Win 2
Current Home Streak	Loss 1
Current Away Streak	Win 2
Last Win	45-38 vs. Vanderbilt (12/27/18)
Last Home Win	35-31 vs. Oklahoma St. (11/3/18)
Last Away Win	45-38 vs. Vanderbilt (12/27/18)
Last Loss	16-9 vs. TCU (11/17/18)
Last Home Loss	16-9 vs. TCU (11/17/18)
Last Away Loss	28-14 at #23 Iowa State (11/10/18)

RHULE BY THE NUMBERS

	2018	Under Rhule
Home	4-2	4-7
Road	1-4	2-9
Neutral	2-0	2-1
Natural Grass	0-2	0-4
Artificial Turf	7-4	8-13
Day Games	4-5	5-13
Night Games	3-1	3-4
Televised Games	7-6	8-17
vs. AP Ranked Opponents	0-4	0-8
August	0-0	0-0
September	3-2	3-7
October	1-2	1-5
November	2-2	3-5
December	1-0	1-0
January	0-0	0-0
Leading at Halftime	4-0	5-0
Trailing at Halftime	3-6	3-15
Tied at Halftime	0-0	0-2
Scoring First	4-0	4-5
Opponent Scoring First	2-7	3-13
Score < 20 Points	0-4	0-8
Score 20+ Points	1-1	1-5
Score 30+ Points	4-1	5-2
Score 40+ Points	2-0	2-2
Opponent Scores < 20 Points	2-1	3-2
Opponent Scores 20+ Points	2-2	2-3
Opponent Scores 30+ Points	3-0	3-5
Opponent Scores 40+ Points	0-3	0-7
Gain < 20 First Downs	0-2	0-7
Gain 20+ First Downs	7-4	8-10
Opponent Gains < 20 First Downs	3-1	4-4
Opponent Gains 20+ First Downs	4-5	4-13
More Rushing Yards Than Opponent	4-1	4-4
Fewer Rushing Yards Than Opponent	3-5	4-13
Rush For < 100 Yards	1-3	1-8
Rush For 100+ Yards	6-3	7-9
Opponent Rushes For < 100 Yards	1-0	1-1
Opponent Rushes For 100+ Yards	6-6	8-15
More Passing Yards Than Opponent	6-4	7-9
Fewer Passing Yards Than Opponent	1-2	1-8
Pass For < 200 Yards	1-1	1-4
Pass For 200+ Yards	6-5	7-13
Opponent Passes For < 200 Yards	3-2	4-6
Opponent Passes For 200+ Yards	4-4	4-11
More Total Yards Than Opponent	6-2	7-5
Fewer Total Yards Than Opponent	1-4	1-12
Gain < 300 Total Yards	0-1	0-3
Gain 300+ Total Yards	7-5	8-14
Opponent Gains < 300 Total Yards	2-0	3-0
Opponent Gains 300+ Total Yards	5-6	5-17
Commit No Turnovers	1-1	2-2
Commit < 3 Turnovers	5-5	6-11
Commit 3 or + Turnovers	0-2	0-7
Force < 3 Turnovers	5-7	6-18
Force 3 or + Turnovers	1-0	1-0
Commit < 6 Penalties	2-0	2-2
Commit 6 or + Penalties	5-5	6-14
3rd Down % < 25	1-1	1-6
3rd Down % 25-49	2-5	3-10
3rd Down % 50+	4-0	4-1
Opponent 3rd Down % < 25	0-1	1-2
Opponent 3rd Down % 25-49	4-2	4-10
Opponent 3rd Down % 50+	5-3	3-5
Trail Time of Possession	2-2	2-6
Lead Time of Possession	5-4	6-11
Overtime Games	0-0	0-0

BAYLOR IN THE NFL - 2019

NAME	POS.	TEAM
Andrew Billings	DT	Cincinnati Bengals
Blake Blackmar	OL	Chicago Bears
Corey Coleman	WR	New York Giants
Spencer Drango	OL	Los Angeles Chargers
Kyle Fuller	OL	Miami Dolphins
Rico Gathers	TE	Cleveland Browns
Josh Gordon	WR	New England Patriots
Robert Griffin III	QB	Baltimore Ravens
Bryce Hager	LB	Los Angeles Rams
Xavien Howard	CB	Miami Dolphins
Jalen Hurd	WR	San Francisco 49ers
Patrick Lawrence	OL	Arizona Cardinals
Ira Lewis	DE	Houston Texans
Jalan McClendon	QB	Washington Redskins
Greg Roberts	LB	Green Bay Packers
Orion Stewart	S	Tampa Bay Buccaneers
Jon Weeks	LS	Houston Texans

• 17 former Bears earned spots on NFL training camp rosters as of August 16.

• **Jalen Hurd** was drafted in the third round by the San Francisco 49ers in 2019

• Baylor had 19 former lettermen with NFL teams during the 2018 preseason, representing 13 different NFL teams.

• Baylor has had 21 players selected in the first round including four players selected No. 2 overall with Robert Griffin III the most recent selection at No. 2 by the Washington Redskins in 2012.

• The Bears have had 127 players drafted overall since 1970 and 40 players compete in the Super Bowl including Atlanta Falcon **Matt Bryant** in Super Bowl LI.

TRACKING BAYLOR IN THE TOP 25

WEEK	W/L	AP	COACHES	CFP
PRE	0-0	—	RV	—
1				
2				
3				
4				
5				
6				
7				
8				
9				
10				
11				
12				
13				
14				

BAYLOR WHEN RANKED...

- Baylor as a ranked team: 111-55-2
- Ranked Baylor vs. ranked opponent: 23-29-1
- Baylor vs. ranked opponents: 54-183-6
- Baylor vs. No. 1-ranked opponents: 0-11-1
- Baylor vs. Top 10 opponents: 18-93-2

RHULE TEAMS IN THE FOURTH QUARTER

- In Matt Rhule's five seasons as head coach, he has sealed the deal when leading or tied entering the fourth quarter. In his career, his teams are 20-10 when posting a fourth quarter shutout.
- Rhule-coached teams have won 32 straight games when leading or tied entering the fourth, and are 33-4 overall. All four losses came in his first season as head coach at Temple in 2013.
- When leading entering the 4Q, he has won 30 straight and is 31-3 overall with all three losses in 2013.
- Over the last four seasons, Matt Rhule coached teams are 15-4 when recording a fourth-quarter shutout. Baylor held ACU, Kansas, Texas, Iowa State and TCU scoreless in the final quarter in 2018.
- BU's second-half shutout of UT was the first under Rhule & the program's first in a B12 game since 2015 (at TCU).

100-YARD PERFORMERS IN 2018

- In 2018, Baylor has 15 100-yard performances led by four from Jalen Hurd. The six 100-yard rushing games in 2018 are the first under head coach Matt Rhule at Baylor. Total includes rushing, receiving and combined.
- The Bears totaled ten 100-yard performances, all receiving, in 2017. Below is a breakdown of all 15 in 2018. Seven different players have recorded a 100-yard game in 2018.
- Baylor is 6-1 this season in games with with two 100-yard performers.

Name	Opp.	Stats	Name	Opp.	Stats
JaMycal Hasty	ACU	102 rushing	John Lovett	OSU	104 rushing
John Lovett	ACU	115 rushing	Jalen Hurd	OSU	123 total
Jalen Hurd	at UTSA	136 receiving	Jalen Hurd	Iowa St.	127 total
Denzel Mims	at UTSA	133 receiving	John Lovett	Texas Tech	125 rushing
Jalen Hurd	at OU	104 receiving	Chris Platt	Texas Tech	114 receiving
Denzel Mims	at OU	114 receiving	Charlie Brewer	Vanderbilt	109 rushing
Trestan Ebner	K-State	100 rushing	Trestan Ebner	Vanderbilt	109 receiving
Jalen Hurd	K-State	135 receiving			

RHULE TEAMS IN YEAR THREE

- Baylor head coach Matt Rhule has experienced rebuilding projects in his career before and his time at Temple is very similar to year one in Waco.
- After a 2-10 mark in 2013 with the Owls, Rhule guided the program to a 6-6 mark & bowl eligibility in 2014.
- Baylor finished 2017 with a 1-11 mark, made a big jump in year two finishing 7-6 with a bowl win.
- In his third season at Temple, Rhule led the Owls to a 10-4 record including a berth in the 2015 AAC Championship game.

2019 ROSTER FEATURES 14 GRADUATES

- Preparing Champions for Life is not just a slogan at Baylor and coach Matt Rhule's team is proving it. The 2019 Baylor roster features 14 college graduates including three graduate transfers.
- The list of graduates is as follows: Henry Black, Koby Bullard, JaMycal Hasty, Jameson Houston, Clay Johnston, Marques Jones, James Lockhart, Blake Lynch, Ross Matisick, Chris Platt, JD Pickell, Owen Rogers, Sam Tecklenburg and Skyler Wetzel. That total ranks seventh nationally.
- Additionally, former letterman and graduate Lenoy Jones serves as a student coach on defense.
- Two other members of the Baylor roster are scheduled to graduate in December. The Bears boast 19 seniors.

JOHNSTON, LYNCH TO LEAD NEW-LOOK DEFENSE

- Preseason All-Big 12 picks LB Clay Johnston and DL James Lynch are being counted on to anchor a new-look Baylor defense in 2019.
- Johnston (179 career tackles) will man the middle linebacker spot and James Lynch (14.0 TFL, 8.5 sacks) will play a key role as one of three down linemen in a new 3-3 stack defensive system.
- Junior Grayland Arnold (24 games, 12 PBU) moves from corner to safety following a redshirt season and will join seniors Chris Miller and Henry Black as likely starters at safety.
- By dropping from four to three defensive linemen, Baylor is able to add an extra playmaker to the back end and take advantage of its team speed, one of the roster's strengths.

MARQUES JONES EXCELS ON FIELD AND IN CLASSROOM

- Baylor senior Marques Jones is one of the top student-athletes in the country and a nominee for the Campbell Trophy and the Lowe's Senior Class award.
- Jones earned a 3.95 GPA in Electrical and Computer Engineering before completing his degree in May 2019. He was honored as a 2018 Gerald Lage Academic Achievement Award from Big 12.
- Jones was awarded with a scholarship at the conclusion of fall camp in 2018. He has played in 25 games in his career with eight starts. The junior had 21 receptions for 242 yards and two scores in 2018.

BREWER EXCELLING OVER FIRST TWO SEASONS

- Sophomore quarterback Charlie Brewer has played in 21 games in his career with 16 starts. The Austin native has passed for 4,581 yards in his career which ranks 10th in Baylor history.
- Brewer has passed for 218.1 yards per game in his career with 30 touchdowns and 13 interceptions. He has completed 63.8 percent of his passes (379-of-594). He also has six rushing touchdowns.
- **Brewer has completed 64.54 percent of his passes (313-of-485) in 16 career Big 12 games.**
- The Austin native have eclipsed 300 yards passing in seven games, fourth-most in program history. He is joined by Bryce Petty, Robert Griffin III and Nick Florence. He has passed for 400+ yards twice, fifth most in BU history (Griffin, Petty, Szymanski, Florence).

CAREER 300-YARD PASSING GAMES

1. Bryce Petty (2011-14, 25 starts)	16
2. Robert Griffin III (2008-11, 40 starts)	13
3. Nick Florence (2009-12, 20 starts)	9
4. Charlie Brewer (2017-, 16 starts)	7
5. Seth Russell (2013-16, 17 starts)	6

CAREER COMPLETIONS OF 50+ YARDS

75/TD	Tresthan Ebner (vs. Vandy, 2018)
58/TD	Trestan Ebner (at TCU, 2017)
56	Denzel Mims (at Kansas, 2017)
55	Denzel Mims (ACU, 2018)
54	Blake Lynch (at TCU, 2017)
52/TD	Trestan Ebner (WVU, 2017)
52	Blake Lynch (Texas, 2017)
52/TD	Marques Jones (vs. Vandy, 2018)

MULTIPLE TURNOVERS EQUALS WINS

- Matt Rhule defenses have forced two or more turnovers in 28 of 75 (37.3%) career games coached.
- His teams own a 20-8 record with 2+ turnovers forced, and have won 15 of the last 19 when doing so.
- Rhule's teams are 7-0 when forcing 4+ turnovers and 10-3 when creating 3+.
- His teams are 22-4 in games where they have a positive turnover margin, including 2018 wins over K-State and Texas Tech.

PLATT GOING DEEP

- Sixth-year senior wide receiver Chris Platt led the nation in receptions of 70+ yards in 2017 despite only playing in four games due to injury. For his career, he has five receptions of 70+ yards which is second most in Baylor history behind Melvin Bonner's six from 1989-92. Below is a list of Platt's 70-yard receptions at Baylor.

Yards	Details
89	from Seth Russell vs. Oklahoma State (2016)
79	from Zach Smith at Duke (2017)
75	from Anu Solomon vs. Liberty (2017)
73	from Zach Smith at Duke (2017)
72	from Zach Smith vs. Oklahoma (2017)

ABUNDANCE OF NFL EXPERIENCE

- Including head coach Matt Rhule's 2012 stint with the New York Giants, there are five on-field coaches on the Baylor staff with 23 years combined experience in the National Football League, sixth-best in the country.
- Three of the five coaches on offense spent time in the NFL including co-offensive coordinators Jeff Nixon (10 years) and Glenn Thomas (seven years). Frisman Jackson has one year of coaching experience.
- Defensive coordinator Phil Snow was a Detroit assistant for four seasons.
- Additionally, senior offensive consultant George DeLeone has spent six seasons in professional football over three stints. Injury prevention specialist Kent Johnston has 25 years experience in the NFL. With those two staff members added to the total it reaches 54 years.

ALL-TIME TOP 10 GAMES STARTED

Rk	Name	Games
1.	Spencer Drango (2012-15)	48
2.	Ivory Wade (2009-12)	46
3.	Lanear Sampson (2009-12)	44
4.	Terrance Lloyd (2010-13)	43
	Joe Pawelek (2006-09)	43
6.	Cyril Richardson (2010-13)	42
	Kendall Wright (2008-11)	42
8.	Robert Griffin III (2008-11)	40
	Jason Lamb (2006-09)	40
	Taylor Young (2014-17)	40
10.	Kyle Fuller (2013-16)	39
	Jason Smith (2005-08)	39

ALL-TIME TOP 10 GAMES PLAYED

Rk	Name	Games
1.	Jerod Monk (2009-13)	53
2.	Kyle Fuller (2013-16)	52
	Aaron Jones (2010-13)	52
	Chris McAllister (2010-13)	52
	Brody Trahan (2010-13)	52
6.	Pat Levels (2013-16)	51
	Pat Colbert (2012-15)	51
	Cyril Richardson (2010-13)	51
9.	Beau Blackshear (2012-15)	50
	Ahmad Dixon (2010-13)	50
	Sam Holl (2010-13)	50
	Cameron Kaufhold (2009-12)	50
	Jarred Salubi (2009-12)	50
	Lanear Sampson (2009-12)	50
	Terrance Williams (2009-12)	50
	Kendall Wright (2008-11)	50

2019 HONORS

CHARLIE BREWER

- Preseason All-Big 12 fourth team (Phil Steele)
- Davey O'Brien Award Watch List
- Maxwell Award Watch List
- Manning Award Watch List

TRESTAN EBNER

- Preseason All-Big 12 third team (Athlon)
- Preseason All-Big 12 fourth team (Phil Steele)

JOSH FLEEKES

- Preseason All-Big 12 fourth team (Phil Steele)

CLAY JOHNSTON

- Preseason All-Big 12 first team (Athlon, Lindy's, Phil Steele, Media, Waco Trib)
- DCTF All-Texas College first team
- Butkus Award Watch List
- Nagurski Trophy Watch List

MARQUES JONES

- Big 12 Champions for Life selection
- Campbell Trophy Nominee
- Lowe's Senior Class Award Nominee

JOHN LOVETT

- Paul Hornung Award Watch List

BLAKE LYNCH

- Preseason All-Big 12 second team (Phil Steele)

JAMES LYNCH

- Preseason All-Big 12 first team (Athlon, Lindy's, Phil Steele, Media, Waco Trib)
- DCTF All-Texas College first team
- Bednarik Award Watch List
- Outland Trophy Watch List

ROSS MATISCIK

- Preseason All-Big 12 second team (Phil Steele)
- Patrick Mannelly Award Watch List

DENZEL MIMS

- Preseason All-Big 12 (Waco Trib)
- Preseason All-Big 12 second team (Athlon, Phil Steele)
- DCTF All-Texas College first team
- Biletnikoff Award Watch List
- Earl Campbell Tyler Rose Watch List

BRAVVION ROY

- Preseason All-Big 12 third team (Athlon)
- Preseason All-Big 12 fourth team (Phil Steele)

SAM TECKLEBURG

- Preseason All-Big 12 third team (Phil Steele)

RALEIGH TEXADA

- Preseason All-Big 12 fourth team (Phil Steele)

CAREER RECORDS UPDATE

RECEIVING

YARDS

CAREER LEADERS

PLAYER	SEASONS	REC	AVG	YDS
1. Kendall Wright	2008-11	302	13.26	4,004
2. Terrance Williams	2009-12	202	16.50	3,334
3. KD Cannon	2014-16	195	15.96	3,113
4. Tevin Reese	2010-13	187	16.59	3,102
5. Corey Coleman	2013-15	173	17.39	3,009
6. Gerald McNeil	1980-83	163	16.26	2,651
7. Reggie Newhouse	1999-02	183	13.95	2,552
8. Antwan Goodley	2011-14	150	15.77	2,366
9. Lawrence Elkins	1962-64	144	14.54	2,094
10. Melvin Bonner	1989-92	92	21.57	1,984
11. Trent Shelton	2003-06	155	12.76	1,978
12. Dominique Zeigler	2003-06	166	11.58	1,923
13. Laneous Sampson	2009-12	165	11.55	1,905
Denzel Mims	2016-current	120	15.88	1,905
15. Jay Lee	2012-15	101	16.83	1,700
16. Chris Platt	2015-current	98	16.67	1,634

RECEPTIONS

CAREER LEADERS

PLAYER	SEASONS	YDS	AVG	REC
1. Kendall Wright	2008-11	4,004	13.26	302
2. Terrance Williams	2009-12	3,334	16.50	202
3. KD Cannon	2014-16	3,113	17.57	195
4. Tevin Reese	2010-13	3,102	16.59	187
5. Reggie Newhouse	1999-02	2,552	13.95	183
6. Corey Coleman	2013-15	3,009	17.39	173
7. Dominique Zeigler	2003-06	1,923	11.58	166
8. Laneous Sampson	2009-12	1,905	11.55	165
9. Gerald McNeil	1980-83	2,651	16.26	163
10. Trent Shelton	2003-06	1,978	12.76	155
11. Antwan Goodley	2011-14	2,366	15.77	150
12. Lawrence Elkins	1962-64	2,094	14.54	144
13. Robert Quiroga	2000-03	1,478	11.28	131
14. Levi Norwood	2011-14	1,626	12.70	128
15. Brandon Whitaker	2003-07	782	6.52	120
Denzel Mims	2016-current	1,905	15.88	120
17. David Gettis	2006-09	1,555	13.41	116
18. Jay Lee	2012-15	1,700	16.83	101
19. Kalief Muhammad	1993-96	1,300	13.27	98
Chris Platt	2015-current	1,634	16.67	98

TOUCHDOWNS

CAREER LEADERS

PLAYER	SEASONS	REC	YDS	TD
1. Corey Coleman	2013-15	173	3,009	33
2. Kendall Wright	2008-11	302	4,004	30
3. Terrance Williams	2009-12	202	3,334	27
KD Cannon	2014-16	195	3,113	27
5. Tevin Reese	2010-13	187	3,102	24
6. Antwan Goodley	2011-14	150	2,366	21
7. Lawrence Elkins	1962-64	144	2,094	19
Melvin Bonner	1989-92	92	1,984	19
9. Gerald McNeil	1980-83	163	2,651	17
10. Denzel Mims	2016-curr.	114	1,810	16

RECEPTIONS OF 70+ YARDS

CAREER LEADERS

PLAYER	SEASONS	TOTAL
1. Melvin Bonner	1989-92	6
2. Terrance Williams	2009-12	5
Chris Platt	2015-current	5
4. KD Cannon	2014-16	3
Corey Coleman	2013-15	3
6. Tevin Reese	2010-13	2
Antwan Goodley	2011-14	2
Denzel Mims	2016-current	2
9. 32 times		1

PASSING

COMPLETION PERCENTAGE

CAREER LEADERS MINIMUM 250 ATTEMPTS

PLAYER	SEASONS	ATT	CMP	PCT
1. Robert Griffin III	2008-11	1,192	800	.671
-- Charlie Brewer	2017-	594	379	.638
2. Bryce Petty	2011-14	845	530	.627
3. Nick Florence	2009-12	754	466	.618
4. Shawn Bell	2003-06	914	559	.612

PASSING EFFICIENCY

CAREER LEADERS MINIMUM 300 ATTEMPTS

PLAYER	SEASONS	CMP	ATT	PCT	YDS	TD	INT	RATING
1. Bryce Petty	2011-14	530	845	.627	8,195	62	10	166.03
2. Seth Russell	2013-16	345	606	.569	5,461	60	18	159.40
3. Robert Griffin III	2008-11	800	1,192	.671	10,366	78	17	158.90
4. Nick Florence	2009-12	466	754	.618	6,301	41	22	144.11
-- Charlie Brewer	2017-	379	594	.638	4,581	30	13	140.88
5. J.J. Joe	1990-93	347	665	.522	5,995	31	28	134.87
6. Shawn Bell	2003-06	559	914	.612	5,666	38	17	123.23

YARDS

CAREER LEADERS

PLAYER	SEASONS	ATT	CMP	PCT	YDS
1. Robert Griffin III	2008-11	1,192	800	.671	10,366
2. Bryce Petty	2011-14	845	530	.627	8,195
3. Nick Florence	2009-12	754	466	.618	6,301
4. J.J. Joe	1990-93	665	347	.522	5,995
5. Shawn Bell	2003-06	914	559	.612	5,666
6. Jeff Watson	1994-97	802	425	.530	5,531
7. Seth Russell	2013-16	606	345	.569	5,461
8. Cody Carlson	1983-86	705	366	.519	5,411
9. Brad Goebel	1987-90	730	375	.514	5,026
10. Charlie Brewer 2017-curr.	594	379	.638	4,581	

ATTEMPTS

CAREER LEADERS

PLAYER	SEASONS	CMP	YDS	ATT
1. Robert Griffin III	2008-11	800	10,366	1,192
2. Shawn Bell	2003-06	559	5,666	914
3. Bryce Petty	2011-14	530	8,195	845
4. Jeff Watson	1994-97	425	5,531	802
5. Nick Florence	2009-12	466	6,301	754
6. Brad Goebel	1987-90	375	5,026	730
7. Cody Carlson	1983-86	366	5,411	705
8. Blake Szymanski	2006-09	387	4,166	678
9. J.J. Joe	1990-93	347	5,995	665
10. Jermaine Alfred	1995-99	322	3,968	644
-- Charlie Brewer 2017-curr.	379	4,481	594	

COMPLETIONS

CAREER LEADERS

PLAYER	SEASONS	ATT	YARDS	CMP
1. Robert Griffin III	2008-11	1,192	10,366	800
2. Shawn Bell	2003-06	914	5,666	559
3. Bryce Petty	2011-14	845	8,195	530
4. Nick Florence	2009-12	754	6,301	466
5. Jeff Watson	1994-97	802	5,531	425
6. Charlie Brewer 2017-	594	4,481	379	
7. Brad Goebel	1987-90	730	5,026	375
8. Cody Carlson	1983-86	705	5,411	366

TOUCHDOWNS

CAREER LEADERS

PLAYER	SEASONS	YDS	INT	TD
1. Robert Griffin III	2008-11	10,366	16	78
2. Bryce Petty	2011-14	8,195	10	62
3. Seth Russell	2013-16	5,461	18	60
4. Nick Florence	2009-12	6,301	22	41
5. Shawn Bell	2003-04	5,666	17	38
6. Cody Carlson	1983-86	5,411	34	32
7. J.J. Joe	1990-93	5,995	28	31
8. Jeff Watson	1994-97	5,531	27	30
Charlie Brewer	2017-	4,581	13	30
10. Terry Southall	1964-66	4,100	45	29
Tom Muecke	1982-85	3,688	27	29

TOUCHDOWN-TO-INTERCEPTION RATIO

CAREER LEADERS MINIMUM 20 TOUCHDOWNS

PLAYER	SEASONS	TD	INT	PCT.
1. Bryce Petty	2011-14	62	10	6.200
2. Robert Griffin III	2008-11	78	16	4.875
3. Seth Russell	2013-16	60	18	3.333
4. Charlie Brewer	2017-	30	13	2.308
5. Shawn Bell	2003-06	38	17	2.235
6. Nick Florence	2009-12	41	22	1.864
7. Adrian Burk	1948-49	20	13	1.538
8. Jeff Watson	1994-97	30	27	1.111
9. J.J. Joe	1990-93	31	28	1.107
10. Tom Muecke	1982-85	29	27	1.074
11. Blake Szymanski	2006-08	26	25	1.040

INTERCEPTION PERCENTAGE

CAREER LEADERS MINIMUM 300 ATTEMPTS

PLAYER	SEASONS	INT	ATT	PCT.
1. Bryce Petty	2011-14	10	845	.0118
2. Robert Griffin III	2008-11	17	1,192	.0142
3. Shawn Bell	2003-06	17	914	.0186
-- Charlie Brewer	2017-	13	594	.0219
4. Nick Florence	2009-12	22	754	.0292
5. Seth Russell	2013-16	18	606	.0336
6. Jeff Watson	1994-97	27	802	.0337
7. Jermaine Alfred	1995-99	22	644	.0342
8. Zach Smith	2016-17	15	397	.0378
9. Adrian Burk	1948-49	13	312	.0417
10. J.J. Joe	1990-93	28	665	.0421
11. Don Trull	1961-63	24	537	.0447

RUSHING

YARDS

CAREER LEADERS

PLAYER	SEASONS	ATT	AVG	YDS
1. Shock Linwood	2013-16	713	5.91	4,213
2. Walter Abercrombie	1978-81	732	5.01	3,665
..				
23. Brandell Jackson	1992-94	290	5.11	1,482
24. Pat McNeil	1973-75	277	5.28	1,462
25. Steve Beaird	1973-74	335	4.33	1,449
26. L.G. Dupre	1952-54	311	4.58	1,423
27. John Henry	1990-93	285	4.82	1,375
28. Ronnie Bull	1959-61	295	4.59	1,354
29. Del Shofner	1954-56	220	6.12	1,346
30. Gary Lacy	1972-73	314	4.25	1,335
31. JaMycal Hasty	2016-current	277	4.95	1,371
32. Jarred Salubi	2009-12	250	5.23	1,308
33. Devin Chafin	2013-15	222	5.68	1,261
34. Bradford Lewis	1991-94	324	3.80	1,230
35. Mathew Williams	1970-71	339	3.48	1,180
36. Gary Blair	1976-77	292	4.01	1,170
37. Brandon Whitaker	2003-07	275	4.25	1,169
38. John Lovett	2017-current	207	4.92	1,018
39. Allen Rice	1982-83	238	4.25	1,011

SCORING

FIELD GOALS MADE

CAREER LEADERS

PLAYER	SEASONS	PCT	FGA	FGM
1. Aaron Jones	2010-13	.628	94	59
2. Jeff Ireland	1988-91	.563	80	45
3. Terry Syler	1985-88	.731	52	38
4. Chris Callahan	2014-16	.667	54	36
5. Connor Martin	2016-current	.729	48	35

FIELD GOAL PERCENTAGE

CAREER LEADERS MINIMUM 8 MADE

PLAYER	SEASONS	FGM	FGA	PCT
1. Terry Syler	1985-88	38	52	.731
2. Ryan Havens	2003-06	27	37	.730
3. Connor Martin	2016-current	35	48	.729

CAREER LEADERS

PLAYER	SEASONS	FG	PAT	PTS
1. Aaron Jones	2010-13	59	274	451
2. Chris Callahan	2014-16	36	211	319
3. Terry Syler	1985-88	38	101	215
4. Jeff Ireland	1988-91	45	78	213
5. Robert Bledsoe	1977-80	31	111	204
6. Jarvis Van Dyke	1993-95	29	110	197
7. Marty Jimmerson	1981-84	31	88	181
8. Connor Martin	2016-current	35	74	179

TOTAL OFFENSE

TOTAL PLAYS

CAREER LEADERS

PLAYER	SEASONS	RUSH	PASS	PLAYS
1. Robert Griffin III	2008-11	528	1,192	1,720
2. J.J. Joe	1990-93	408	665	1,073
3. Bryce Petty	2011-14	192	845	1,037
4. Jeff Watson	1994-97	216	802	1,018
5. Shawn Bell	2003-06	101	914	1,015
6. Nick Florence	2009-12	205	754	959
7. Brad Goebel	1987-90	171	730	901
8. Cody Carlson	1983-86	195	705	900
9. Blake Szymanski	2006-09	127	678	805
Seth Russell	2012-16	199	606	805
-- Charlie Brewer	2017-	198	594	792

TOTAL YARDS

CAREER LEADERS

PLAYER	SEASONS	RUSH	PASS	YDS
1. Robert Griffin III	2008-11	2,254	10,366	12,620
..				
7. Shawn Bell	2003-06	-212	5,666	5,454
8. Charlie Brewer	2017-	541	4,581	5,122
9. Brad Goebel	1987-90	-310	5,026	4,716
10. Don Trull	1961-63	358	4,143	4,501

DEFENSE

SACKS

CAREER LEADERS

PLAYER	SEASONS	SACKS
1. Shawn Oakman	2013-15	17.5
..		
6. James Francis	1986-89	13.5
Matthew Pearson	1991-92	13.5
8. John Garrett	2000-03	13.0
Jamal Palmer	2012-15	13.0
10. K.J. Smith	2014-17	12.0
Santana Dotson	1988-91	12.0
Glenn Coy	1994-97	12.0
-- James Lynch	2017-current	8.5

DEPTH CHART VS. STEPHEN F. AUSTIN

OFFENSE

- WR 14 CHRIS PLATT (5-11, 172, 6SR.)**
21 Josh Fleeks (5-11, 188, So.)
- WR 84 MARQUES JONES (6-2, 211, SR.)**
81 Tyquan Thornton (6-3, 176, So.)
- WR 5 DENZEL MIMS (6-3, 215, SR.)**
16 Jared Atkinson (6-3, 216, Jr.)
- WR 13 RJ SNEED (6-1, 200, SO.)**
80 Jackson Gleeson (6-0, 180, R-Fr.)
- LT 76 CONNOR GALVIN (6-7, 302, SO.)**
57 Johncarlo Valentin (6-4, 320, SR.)
- LG 52 SAM TECKLENBURG (6-4, 310, Sr.)**
61 Khalil Keith (6-5, 320, So.)
- C 63 JAKE FRUHMORGEN (6-6, 305, SR.)**
55 Xavier Newman (6-2, 307, Jr.)
- RG 74 PRINCE PINES (6-4, 339, R-FR.)**
77 Jason Moore (6-3, 296, So.)
- RT 56 BLAKE BEDIER (6-5, 302, JR.)**
79 Casey Phillips (6-5, 303, R-Fr.)
- TE 91 ROB SAULIN (6-5, 302, SO.) OR**
87 CHRISTOPH HENLE (6-6, 259, SO.)
- QB 12 CHARLIE BREWER (6-1, 206, JR.)**
11 Gerry Bohanon (6-3, 221, R-Fr.)
- RB 6 JAMYCAL HASTY (5-9, 205, SR.) OR**
25 TRESTAN EBNER (5-11, 208, JR.) OR
7 JOHN LOVETT (6-0, 212, JR.) OR

DEFENSE

- END 9 JAMES LOCKHART (6-2, 263, SR.)**
90 TJ Franklin (6-4, 294, Fr.)
- NT 99 BRAVVION ROY (6-1, 333, SR.)**
95 Gabe Hall (6-5, 305, Fr.)
- END 93 JAMES LYNCH (6-4, 295, JR.)**
98 Chidi Ogbonnaya (6-5, 290, So.)
- WLB 26 TERREL BERNARD (6-1, 222, SO.) OR**
38 JORDAN WILLIAMS (6-0, 223, SR.)
- MLB 4 CLAY JOHNSTON (6-1, 232, SR.)**
24 Jalen Pitre (6-0, 212, So.)
- SLB 2 BLAKE LYNCH (6-3, 225, SR.)**
45 Bryson Jackson (6-2, 211, So.)
- RLB 8 HENRY BLACK (6-0, 206, SR.)**
33 Will Williams (6-2, 205, Fr.)
- CB 11 JAMESON HOUSTON (5-11, 200, SR.)**
37 Mark Milton (6-1, 182, R-Fr.)
- S 1 GRAYLAND ARNOLD (5-10, 190, JR.)**
42 Jairon McVea (5-9, 185, Jr.)
- S 3 CHRIS MILLER (6-0, 191, SR.)**
22 JT Woods (6-2, 190, So.)
- CB 13 RALEIGH TEXADA (5-10, 180, JR.)**
25 BJ Hanspard (6-0, 181, R-Fr.)

SPECIAL TEAMS

- FG 95 JOHN MAYERS (5-10, 184, R-FR.)**
99 Noah Rauschenberg (6-1, 203, Fr.)
- KO 99 NOAH RAUSCHENBERG (6-1, 203, FR.)**
97 Issac Power (6-1, 200, R-Fr.)
- P 97 ISSAC POWER (6-1, 200, R-FR.)**
99 Noah Rauschenberg (6-1, 203, Fr.)
- KR 7 JOHN LOVETT (6-0, 212, JR.)**
21 Josh Fleeks (5-11, 188, So.)
- PR 1 GRAYLAND ARNOLD (5-10, 190, JR.) OR**
13 RJ SNEED (6-1, 200, SO.)
- LS 46 ROSS MATISCIK (6-0, 235, SR.)**
67 Thor Rodoni (6-2, 211, Jr.)
- H 32 SKYLER WETZEL (5-9, 190, JR.)**
89 Jay Sedwick (5-11, 211, So.)

CAREER STARTS

- 28 Sam Tecklenburg
- 26 Chris Platt
- 23 Denzel Mims
- 21 Clay Johnston
- 19 Blake Lynch
- 16 Charlie Brewer, Bravvion Roy
- 15 Grayland Arnold, Jordan Williams
- 13 James Lynch, Chris Miller
- 12 Jake Fruhmorgen (9), JaMycal Hasty
- 11 Xavier Newman
- 10 Henry Black
- 9 Jalen Pitre, Johncarlo Valentin
- 8 Marques Jones
- 7 John Lovett
- 6 Connor Galvin, Christoph Henle, Raleigh Texada
- 4 Gavin Holmes, Jameson Houston
- 3 Jared Atkinson, Christian Morgan
- 2 Terrel Bernard, Josh Fleeks, James Lockhart, Ross Maticcik, Ryan Miller, Tyquan Thornton
- 1 Kalon Barnes, Trestan Ebner, Tyler Henderson, Jairon McVea, Rob Saulin, RJ Sneed

CONSECUTIVE STARTS

- 25 Sam Tecklenburg

CAREER GAMES PLAYED

- 43 Chris Platt
- 38 Ross Maticcik, Sam Tecklenburg, Jordan Williams
- 36 Henry Black
- 35 Jameson Houston, Blake Lynch, Denzel Mims
- 34 Bravvion Roy
- 33 Clay Johnston
- 31 JaMycal Hasty, Chris Miller
- 29 James Lockhart (16)
- 26 Jake Fruhmorgen (19), Marques Jones, Jalen Pitre
- 25 Jared Atkinson
- 24 Grayland Arnold, Trestan Ebner, James Lynch
- 23 John Lovett, Jairon McVea, Ryan Miller
- 21 Charlie Brewer
- 18 Xavier Newman
- 16 Zeke Brown
- 15 Raleigh Texada
- 14 Terrel Bernard, Koby Bullard
- 13 Connor Galvin, Tyler Henderson, Christoph Henle, Christian Morgan, Owen Rogers, Tyquan Thornton
- 12 Kalon Barnes, Josh Fleeks
- 11 Jake Copeland, Gavin Holmes, Chidi Ogbonnaya, Jay Sedwick, RJ Sneed, Johncarlo Valentin
- 10 Rob Saulin, Skyler Wetzel (10)
- 9 Ashton Logan
- 7 Russell Morrison
- 6 Khalil Keith, Abram Smith
- 5 Cody George
- 3 Gerry Bohanon, Dru Dixon, BJ Hanspard, Mark Milton, Jason Moore, Ben Sims
- 2 Henry Klinge, Bralen Taylor, Craig Williams
- 1 John Mayers, Garret McGuire, Issac Power, Thor Rodoni, Ty Smith, Jim Threet

(italics represent previous school total)

PRONUNCIATION GUIDE

GRAYLAND Arnold	GRAY-lund
KALON Barnes	KAY-lun
TERREL Bernard	TUH-rell
GERRY Bohanon	Gary
Davis DIVALL	Davis DUH-VOL
Trestan EBNER	TRESS-tan EBB-nurr
Jake FRUHMORGEN	froo-MOHR-gen
CHRISTOPH HENLE	KRISS-toff HEN-lee
MARQUES Jones	MAR-kuss
QUALAN Jones	KWAY-lun
KHALIL Keith	KUH-leal
Henry KLINGE	Cling
Paul MATAVAO-POIALII	Mot-UH-vow POE-uh-LEE-ee
Ross MATISCIK	Mat-IZ-sick
JAIRON MCVEA	JARE-un MICK-vay
XAVIER Newman	ex-AY-vee-uhr

CHIDI OGBONNAYA	CHEE-dee OH-bug-nye-uh
Jalen PITRE	PEE-tree
Noah RAUSCHENBERG	ROW (like cow)-shin-BURG
Thor RODONI	RUH-dohn-ee
BRAVVION Roy	BRAY-vee-on
BRALEN Taylor	BRAY-lin
YUSUF Terry	You-SUFF
RALEIGH TEXADA	RAW-lee tuh-HAH-duh
TYQUAN Thornton	tye-KWON
Johncarlo VALENTIN	Val-in-tine
Skyler WETZEL	Wet-ZULL
Jacob ZENO	ZEE-no
Niadré ZOUZOUA	KNEE-ah-DRAY ZOO-zwah

PLAYER SPOTLIGHTS



1 GRAYLAND ARNOLD

S • 5-10 • 190 • JR. • 2L
KOUNTZE, TEXAS (KOUNTZE HS)

Veteran defensive back that redshirted 2018 ... Ranks 10th among Baylor active leaders in career starts (15) ... voted a single digit by teammates in 2017 and 2018

2019 (Senior):

ARNOLD CAREER STATISTICS

DEFENSIVE

YEAR	G/GS	UT	AT	TT	TFL-YD	QBS-YD	FF/FR	PBU	INT-YD
2016	11/4	17	3	20	2.0-10	0-0	0/0	4	0-0
2017	9/9	26	9	35	3.0-8	0-0	1/1	7	1-20
2018	4/2	6	0	6	0-0	0-0	0/0	0	0-0
CAREER	24/15	49	12	61	5.0-18	0-0	1/1	11	1-20

PUNT RETURNS

YEAR	G/GS	NO	YD	AVG	TD	LP/OPPONENT
2016	11/4	0	0	0.0	0	--
2017	9/9	0	0	0.0	0	--
2018	4/2	2	12	6.0	0	11/Kansas
CAREER	24/15	2	12	6.0	0	11/Kansas (2018)

CAREER BESTS

Tackles: 6 vs. Texas Tech (11/11/17); at TCU (11/24/17)
Solo Tackles: 5 at TCU (11/24/17)
Tackles-For-Loss: 2 vs. Boise State (12/27/16)
Interceptions: 1 vs. Texas (10/28/17)
Forced Fumbles: 1 at Oklahoma State (10/14/17)
Fumble Recoveries: 1 at Oklahoma State (10/14/17)
Pass Breakups: 2 at WVU (12/3/16); vs. ISU (11/18/17)



16 JARED ATKINSON

WR • 6-3 • 216 • JR. • 2L
MESQUITE, TEXAS (HORN HS)

2019 (Senior):

ATKINSON CAREER STATISTICS

RECEIVING

YEAR	G/GS	REC	YD	AVG	TD	LP/OPPONENT
2016	9/0	4	44	11.0	0	20/at West Virginia
2017	12/2	5	73	14.6	0	25/at TCU
2018	4/1	0	0	0.0	0	0/0
CAREER	25/3	9	117	13.0	0	25/at TCU

PASSING

YEAR	G/GS	CMP	ATT	PCT	YDS	INT	TD	EFF.	LP/OPPONENT
2016	9/0	0	0	0.0	0	0	0	0.0	0
2017	122	1	1	100.0	20	0	0	268.0	20/
2018	4/0	1	1	100.0	36	0	0	402.4	36/UTSA
CAREER	25/2	2	2	100.0	56	0	0	335.2	36/UTSA

RUSHING

YEAR	G/GS	ATT	YD	AVG/A	TD	LP/OPPONENT
2016	9/0	1	1	1.0	0	1
2017	12/2	2	15	7.5	0	8/Iowa State
CAREER	25/1	3	16	5.3	0	8/Iowa State

CAREER BESTS

Receptions: 3 at TCU (11/24/17)
Receiving Yards: 49 at TCU (11/24/17)
Touchdowns: --
Longest Reception: 25 at TCU (11/24/17)
100-Yard Games: Season (0); Career (0)
200-Yard Games: Season (0); Career (0)



12 KALON BARNES

CB • 6-0 • 186 • SO. • 1L
SILSBEE, TEXAS (SILSBEE HS)

One of the fastest player in the nation ... member of Baylor track and field team ... all conditions 100 meter personal best of 10.04 during senior year of high school ... won Texas high school 100 and 200 meter titles in both 2017 and 2018 ... nickname is "Boogie" ... moved to corner from wide receiver during 2018 fall camp.

2019 (Sophomore):

BARNES CAREER STATISTICS

DEFENSIVE

YEAR	G/GS	UT	AT	TT	TFL-YD	QBS-YD	FF/FR	PBU	INT-YD
2018	11/1	7	3	10	0-0	0-0	0/0	1	0-0

DEFENSIVE CAREER BESTS

Tackles: 3, vs. Oklahoma State (11/3/18)
Solo Tackles: 3, vs. Oklahoma State (11/3/18)
Tackles-For-Loss: N/R
Interceptions: N/R
Forced Fumbles: N/R
Fumble Recoveries: N/R
Pass Breakups: 1, vs. Kansas State (10/6/18)



26 TERREL BERNARD

LB • 6-1 • 222 • SO. • 1L
LA PORTE, TEXAS (LA PORTE HS)

2019 (Sophomore):

BERNARD CAREER STATISTICS

DEFENSIVE

YEAR	G/GS	UT	AT	TT	TFL-YD	QBS-YD	FF/FR	PBU	INT-YD
2017	2/0	0	0	0	0-0	0-0	0/0	0	0-0
2018	11/2	22	22	44	3.0-15	1-12	0/0	1	1-28
CAREER	13/2	25	22	47	3.0-15	1-12	0/0	1	1-28

CAREER BESTS

Tackles: 7, three times, last vs. Kansas (9/22/18)
Solo Tackles: 5 vs. Kansas (9/22/18)
Tackles-For-Loss: 1 twice, last vs. Kansas (9/22/18)

PLAYER SPOTLIGHTS

Sacks: 1 at UTSA (9/8/18)
Interceptions: 1 vs. ACU (9/1/18)
Forced Fumbles: --
Fumble Recoveries: --
QB Hurries: --



8

HENRY BLACK

S • 6-0 • 206 • SR. • 3L
SHREVEPORT, LA. (WOODLAWN HS)

Ranks ninth among active Baylor players in career games played with 38 Voted a single-digit by his teammates in Aug. 2019 and 2018 ... Completed undergraduate degree in December 2018.

2019 (Senior):

BLACK CAREER STATISTICS

DEFENSIVE									
YEAR	G/GS	UT	AT	TT	TFL-YD	QBS-YD	FF/FR	PBU	INT-YD
2015									redshirt
2016	13/0	6	2	8	0-0	0-0	0/0	0	0-0
2017	12/6	13	12	25	0-0	0-0	0/0	0	1-0
2018	13/4	18	6	24	3.0-21	2.0-18	0/0	0	0-0
CAREER	38/10	37	20	57	3.0-21	2.0-18	0/0	0	1-0

CAREER BESTS

Tackles: 8 vs. TCU (11/17/18)
Solo Tackles: 6 vs. TCU (11/17/18)
Tackles-For-Loss: 2.0 vs. TCU (11/17/18)
Sacks: 1.0, 2x, vs. TCU (11/17/18) vs. Kansas State (10/6/18)
Interceptions: 1 at Duke (9/16/17)
Forced Fumbles: --
Fumble Recoveries: --
Pass Breakups: --



12

CHARLIE BREWER

QB • 6-1 • 206 • JR. • 2L
AUSTIN, TEXAS (LAKE TRAVIS HS)

Athletic, accurate, smart QB with outstanding intangibles ... has started 16 of last 17 games for Baylor ... 2019 Preseason All-Big 12 selection (Phil Steele) ... 2019 Davey O'Brien Award watch list ... 2019 Maxwell Award watch list ... 2017 Big 12 Co-Offensive Freshman of the Year (Coaches) ... Career completion percentage of .638 is second-best in BU history (RGIII, .671) ... Has posted 11 career 200+ passing yard games, tied for 7th most in program history ... The Austin native has eclipsed 300 yards passing seven times, becoming the fifth player in program history with six or more games of 300+ yards passing ... He is joined by Bryce Petty, Robert Griffin III, Nick Florence and Seth Russell and currently ranks fourth with seven career 200+ yd passing performances ... Brewer has passed for 400+ yards twice, fifth most in BU history (Robert Griffin III, Bryce Petty, Blake Szymanski, Nick Florence) ... Has seven career rushing TDs, 8th-most by a Baylor quarterback in program history ... 2017 Big 12 Offensive Freshman of the Year (Waco Trib and Athlon Sports) ... Set national high school completion percentage record as all-state senior while winning state title ... Father, uncle and older brother all played quarterback in college.

2019 (Junior):

BREWER CAREER STATISTICS

PASSING									
YEAR	G/GS	CMP	ATT	PCT	YDS	INT	TD	EFF.	LP/OPPONENT
2017	8/4	139	204	68.1	1,562	4	11	146.33	58/at TCU (TD)
2018	13/12	240	390	62.0	3,019	9	19	138.0	75/Vanderbilt
CAREER	21/16	379	594	64.0	4,581	13	30	140.9	75/Vanderbilt (TD)

RUSHING

YEAR	G/GS	ATT	YD	AVG/A	TD	LP/OPPONENT
2017	8/4	65	166	2.6	0	51/at TCU
2018	13/12	133	375	2.8	7	38/Vanderbilt
CAREER	21/16	198	541	2.7	7	51/at TCU

RECEIVING


YEAR	G/GS	REC	YD	AVG	TD	LP/OPPONENT
2017	8/1	1	20	20.0	0	20/Kansas
2018	13/12	1	36	36.0	0	36/UTSA
CAREER	21/16	2	56	28.0	0	36/UTSA (2018)

CAREER BESTS

PASSING
Attempts: 63 vs. Texas Tech (11/11/17)
Completions: 43 vs. Texas Tech (11/11/17)
Yards: 417 vs. Texas Tech (11/11/17)
Touchdowns: 3, 5 times, vs. Texas Tech (11/24/18); vs. Kansas (9/22/18); at UTSA (9/8/18); at Kansas (11/4/17); vs. Texas Tech (11/11/17)
Longest Pass: 75 vs. Vanderbilt (12/27/18)
200-Yard Games: Season (8); Career (11) (Last vs. Vanderbilt 12/27/18)
300-Yard Games: Season (4); Career (7) (Last vs. Vanderbilt 12/27/18)
400-Yard Games: Season (1); Career (2) (Last at Oklahoma 9/29/18)

RUSHING

Attempts: 18 vs. TCU (11/17/18)
Yards: 109 vs. Vanderbilt (12/27/18)
Touchdowns: 2 vs. Duke (9/15/18)
Longest Rush: 51 at TCU (11/24/17)
100-Yard Games: Season (1); Career (1)
200-Yard Games: Season (0); Career (0)



25

TRESTAN EBNER

RB • 5-11 • 208 • JR. • 2L
HENDERSON, TEXAS (HENDERSON HS)

Quick runner with elite pass-catching skills ... 615 career receiving yards is sixth in BU history ... sixth in Baylor history with 49 career receptions ... third with four receiving touchdowns ... 10th among Power 5 running backs with 29 receptions in 2018 ... three career 100-yard games (two receiving, one rushing) ... 2019 Preseason All-Big third team (Athlon), 2019 Preseason All-Big 12 fourth team (Phil Steele)

2019 (Junior):

EBNER CAREER STATISTICS

RUSHING						
YEAR	G/GS	ATT	YD	AVG	TD	LP/OPPONENT
2017	11/0	23	121	5.3	2	40/WVU (TD)
2018	13/1	69	413	6.0	1	34/Vanderbilt (TD)
CAREER	24/1	92	534	5.8	2	40/WVU (TD)

RECEIVING

YEAR	G/GS	REC	YD	AVG	TD	LP/OPPONENT
2017	11/0	20	267	13.4	3	58/at TCU (TD)
2018	13/1	29	348	12.0	1	75/Vanderbilt (TD)
CAREER	24/1	49	615	12.6	4	75/Vanderbilt (TD)

PLAYER SPOTLIGHTS

PUNT RETURNS

YEAR	G/GS	NO	YD	AVG	TD	LP/OPPONENT
2017	11/0	0	0	0	0	0.0
2018	13/1	0	7	0.7	1	7 vs. OSU (TD)
CAREER	24/1	0	7	0.3	1	7 vs. OSU (11/3/18) (TD)

PASSING

YEAR	G/GS	CMP	ATT	PCT	YDS	INT	TD	EFF.	LP/OPPONENT
2017	11/0	0	0	0.0	0	0	0	0.0	--
2018	13/1	0	1	0.0	0	1	0	-200.0	--
CAREER	24/1	0	1	0.0	0	1	0	-200.0	--

CAREER BESTS

RUSHING

Attempts: 17 vs. Kansas State (10/6/18)
Yards: 100 vs. Kansas State (10/6/18)
Touchdowns: 1, three times
Longest Rush: 40 vs. West Virginia (10/22/17)
100-Yard Games: Season (1); Career (1) vs. Kansas State (10/6/18)
200-Yard Games: Season (0); Career (0)

CAREER BESTS

RECEIVING

Receptions: 6 at TCU (11/24/17)
Receiving Yards: 109, twice vs. Vanderbilt (12/27/18); vs. West Virginia (10/22/17)
Touchdowns: 2 vs. West Virginia (10/22/17)
Longest Reception: 75 vs. Vanderbilt (12/27/18)
100-Yard Games: Season (1); Career (2) (Last vs. Vanderbilt 12/27/18)
200-Yard Games: Season (0); Career (0)



21

JOSH FLEEKS

WR • 5-11 • 188 • SO. • 1L
 DALLAS, TEXAS (CEDAR HILL HS)

Speedy, elusive slot receiver that excels with ball in his hands ... 2019 Preseason All-Big 12 fourth team (Phil Steele)

2019 (Sophomore):

FLEEKS CAREER STATISTICS

RECEIVING

YEAR	G/GS	REC	YD	AVG	TD	LP/OPPONENT
2018	12/1	14	126	9.0	1	34/Kansas (9/22/18)

RUSHING

YEAR	G/GS	ATT	YD	AVG	TD	LP/OPPONENT
2018	12/1	9	16	1.8	1	17/OSU (11/3)

KICK RETURNS

YEAR	G/GS	NO	YD	TD	LONG	AVG/R
2018	12/1	21	380	0	41	18.1

ALL-PURPOSE

YEAR	G/GS	RUSH	RCV	PR	KR	TOTAL	AVG/G
2018	12/1	16	126	0	380	522	43.5

CAREER BESTS

RUSHING

Attempts: 2, 3x, vs. OSU (11/3/18), at West Virginia (10/25/18), vs. ACU (9/1/18)
Yards: 18, vs. OSU (11/3/18)
Touchdowns: 1, at West Virginia (10/25/18)
Longest Rush: 17, vs. OSU (11/3/18)
100-Yard Games: --
200-Yard Games: --

RECEIVING

Receptions: 5 vs. Kansas (9/22/18)
Receiving Yards: 65 vs. Kansas (9/22/18)
Touchdowns: 1 vs. Kansas (9/22/18)
Longest Reception: 34 yards vs. Kansas (9/22/18)
100-Yard Receiving Games: --
200-Yard Receiving Games: --



90

TJ FRANKLIN

DT • 6-4 • 294 • FR. • HS
 TEMPLE, TEXAS (TEMPLE HS)

2019 (Freshman):

FRANKLIN CAREER STATISTICS

DEFENSIVE

YEAR	G/GS	UT	AT	TT	TFL-YD	QBS-YD	FF/FR	QBH	INT-YD
2019									



95

GABE HALL

DT • 6-5 • 305 • FR. • HS
 WALLER, TEXAS (WALLER HS)

2019 (Freshman):

HALL CAREER STATISTICS

DEFENSIVE

YEAR	G/GS	UT	AT	TT	TFL-YD	QBS-YD	FF/FR	QBH	INT-YD
2019									

CAREER BESTS

Tackles:
Solo Tackles:
Tackles-For-Loss:
Sacks:
Forced Fumbles:
Fumbles Recovered:
QB Hurries:
Pass Breakups:
Blocked Kick:

PLAYER SPOTLIGHTS



6
JAMYCAL HASTY
 RB • 5-9 • 205 • SR. • 3L
 LONGVIEW, TEXAS (LONGVIEW HS)

Elusive and quick fifth-year senior running back ... 31 games played with 13 career starts ... Rushed for 434 yards on 82 carries, 4 rushing TDs, 1 receiving TD ... Ran for 314 yards and one TD in injury-marred sophomore season ... Rushed for 623 yards and three scores as a redshirt freshman in 2016 ... Sat out 2015 as redshirt ... 2018 Big 12 All-Academic second team selection ... Graduated with a degree in health, kinesiology and leisure studies in August 2018 ... selected by his teammates for a single-digit jersey number in 2018.

2019 (Senior):

HASTY CAREER STATISTICS

RUSHING

YEAR	G/GS	ATT	YD	AVG	TD	LP/OPPONENT
2015			redshirt			
2016	12/0	119	623	5.2	3	31/at Rice
2017	8/3	76	314	4.1	1	41/Iowa State
2018	11/10	82	434	5.3	4	54/ACU (TD)
CAREER	31/13	277	1371	4.9	8	54/ACU (TD)

RECEIVING

YEAR	G/GS	REC	YD	AVG	TD	LP/OPPONENT
2015			redshirt			
2016	12/0	3	26	8.7	0	21/at Rice
2017	8/3	25	105	4.2	0	17/Texas Tech
2018	11/10	26	170	6.5	1	34/ACU
CAREER	31/13	54	301	5.6	1	34/ACU

PUNT RETURNS

YEAR	G/GS	NO	YD	AVG	TD	LP/OPPONENT
2018	11/10	0	33	0.0	1	33/Duke

CAREER BESTS

RUSHING

Attempts: 19 at Oklahoma (11/12/16)
 Yards: 105 at Rice (9/16/16)
 Touchdowns: 2, vs. ACU (9/1/18)
 Longest Rush: 51 vs. ACU (9/1/18)
 100-Yard Games: Season (1); Career (2) (Last 9/1/18 vs. ACU)
 200-Yard Games: Season (0); Career (0)

CAREER BESTS

Receptions: 9 vs. Texas Tech (11/11/17)
 Receiving Yards: 67 vs. ACU (9/1/18)
 Touchdowns: 1 at UTSA (9/8/18)
 Longest Reception: 34 vs. ACU (9/1/18)
 100-Yard Games: Season (0); Career (0)
 200-Yard Games: Season (0); Career (0)



87
CHRISTOPH HENLE
 TE • 6-6 • 259 • SO. • 1L
 INNSBRUCK, AUSTRIA (THE OAKRIDGE SCHOOL)

Physical blocker that served as primary tight end during 2018 season ... Enrolled January 2018 ... originally from Innsbruck, Austria ... attended high school in Arlington, Texas ... spring 2018 Big 12 Commissioner's Honor Roll selection.

2019 (Sophomore):

HENLE CAREER STATISTICS

RECEIVING

YEAR	G/GS	REC	YD	AVG	TD	LP/OPPONENT
2018	13/6	7	58	8.3	0	13/Kansas (9/22/18)

CAREER BESTS

Receptions: 2, vs. Vanderbilt (12/27/18)
 Receiving Yards: 13 vs. Kansas (9/22/18)
 Touchdowns: --
 Longest Reception: 13 vs. Kansas (9/22/18)
 100-Yard Games: --



11
JAMESON HOUSTON
 CB • 5-11 • 200 • SR. • 3L
 AUSTIN, TEXAS (ST. MICHAEL'S ACADEMY)

2019 (Senior):

HOUSTON CAREER STATISTICS

DEFENSIVE

YEAR	G/GS	UT	AT	TT	TFL-YD	QBS-YD	FF/FR	QBH	INT-YD
2016	11/2	13	2	15	0.5-1	0-0	1/1	0	3-116
2017	11/2	16	2	18	1.0-4	0-0	0/0	1	0-0
2018	12/0	6	3	9	0-0	0-0	0/0	0	0-0
CAREER	34/4	35	7	42	1.5-5	0-0	1/1	1	0-0

CAREER BESTS

Tackles: 6 vs. Texas (10/28/17)
 Solo Tackles: 5 vs. Texas (10/28/17)
 Tackles-For-Loss: 1.0 vs. Texas Tech (11/11/17)
 PBUs: 1, eight times, last at Texas (10/13/18)
 Forced Fumbles: 1 at Texas (10/29/16)
 Recovered Fumbles: 1 at Texas (10/29/16)

PLAYER SPOTLIGHTS



4

CLAY JOHNSTON

LB • 6-1 • 232 • SR. • 3L
ABILENE, TEXAS (WYLIE HS)

One of the top linebackers in the Big 12 Conference ... fifth-year senior returning starter at the MIKE position ... 179 career tackles leads team ... 2019 Preseason All-Big 12 first team selection (Athlon, Lindy's, Phil Steele, Media) ... Butkus Award Watch List ... Nagurski Trophy Watch List ... DCTF All-Texas College first team ... Father, Kent, spent over two decades as strength and conditioning coach, most recently with the NFL's San Diego Chargers and currently serves as injury return specialist with Baylor sports medicine ... completed undergraduate degree in December 2018 ... pursuing master's in sport pedagogy ... 2018 All-Big 12 coaches second team selection ... AP All-Big 12 second team honoree ... Waco Tribune-Herald All-Big 12 second team ... Earned team's Fellowship of Christian Athletes (FCA) Award in the spring ... Earned a single digit jersey in Aug. 2019.
2019 (Senior):

JOHNSTON CAREER STATISTICS

DEFENSIVE									
YEAR	G/GS	UT	AT	TT	TFL-YD	QBS-YD	FF/FR	QBH	INT-YD
2015				redshirted					
2016	13/2	14	12	26	4.0-14	0-0	0/0	1	1-65
2017	8/8	34	20	54	9.0-29	1.0-7	1/0	3	0-0
2018	12/11	64	35	99	5.5-26	1.0-12	0/0	0	0-0
CAREER	33/21	112	67	179	18.5-69	2.0-19	1/0	4	1-65

CAREER BESTS

Tackles: 17, vs. Oklahoma State (11/3/18)
Solo Tackles: 14, vs. Oklahoma State (11/3/18)
Tackles-For-Loss: 3.0 at Duke (9/16/17)
Sacks: 1.0, twice, at Texas (10/13/18), at Duke (9/16/17)
Interceptions: 1 vs. Kansas (10/15/16)
Forced Fumbles: 1 vs. Liberty (9/2/17)
Fumble Recoveries: -
QB Hurries: 2 at Duke (9/16/17)



84

MARQUES JONES

WR • 6-2 • 211 • SR. • 2L
MCKINNEY, TEXAS (MCKINNEY HS)

Speedy wide receiver and scholar athlete ... Named Baylor's 2018-19 engineering student of the year ... Scored first and last touchdowns of 2018 season for Baylor including the game-winner vs. Vanderbilt in Texas Bowl ... Has played in 25 career games with eight starts ... 2018 Gerald Lage Academic Achievement Award from Big 12 ... 2018 and 2017 Academic All-Big 12 first team ... Completed a 4.0 GPA in Electrical and Computer Engineering for spring 2019 ... Earned a scholarship at the end of 2018 fall camp.
2019 (Senior):

M. JONES CAREER STATISTICS

RECEIVING						
YEAR	G/GS	REC	YD	AVG	TD	LP/OPPONENT
2015			0	0.0	0	--
2016	0/0	0	0	0.0	0	--
2017	12/1	3	35	11.7	0	14/Texas
2018	13/7	21	242	11.5	2	52/Vanderbilt (TD)
CAREER	25/8	24	277	11.5	2	52/Vanderbilt (TD)

CAREER BESTS

Receptions: 3, 3x, at Iowa State (11/10/18), at Oklahoma (9/29/18), vs. Duke (9/15/18)
Receiving Yards: 52 vs. Vanderbilt (12/27/18)
Touchdowns: 1, vs. Vanderbilt (12/27/18); vs. ACU (9/1/18)
Longest Reception: 52 vs. Vanderbilt (12/27/18)
100-Yard Games: Season (0); Career (0)
200-Yard Games: Season (0); Career (0)



9

JAMES LOCKHART

DE • 6-2 • 263 • SR. • 1L
ENNIS, TEXAS (TEXAS A&M)

Fifth-year senior leader on the defensive line ... hailed by coaching staff for having best spring of all defensive linemen, named Most Improved Defensive Player in the spring ... Has played in 29 career games with two starts ... 2018 Big 12 All-Academic second team honoree ... Transfer from Texas A&M enrolled at Baylor in January 2017 ... Redshirted the 2017 season and retained two years of eligibility ... Played in 16 games in his career at Texas A&M ... earned bachelor's degree in May 2019 ... pursuing master's degree in sport pedagogy
2019 (RS Senior - Baylor):

LOCKHART CAREER STATISTICS

DEFENSIVE									
YEAR	G/GS	UT	AT	TT	TFL-YD	QBS-YD	FF/FR	QBH	INT-YD
2015 (A&M)	4/0	1	3	4	0-0	0-0	0/0	0	0-0
2016 (A&M)	12/0	7	4	11	1.0-5	0-0	0/0	0	0-0
2017 (BU)				redshirt					
2018 (BU)	13/2	7	4	11	3.0-7	1.0-5	0/0	2	0-0
CAREER	29/2	15	11	26	4.0-12	1.0-5	0/0	2	0-0

CAREER BESTS

Tackles: 4 vs. ACU (9/1/18)
Solo Tackles: 4 vs. ACU (9/1/18)
Tackles-For-Loss: 1.0, 3x, last vs. K-State (10/6/18)
Sacks: 1.0 vs. ACU (9/1/18)

PLAYER SPOTLIGHTS



7
JOHN LOVETT
 RB • 6-0 • 212 • JR. • 2L
 BURLINGTON, N.J. (CHEROKEE HS)

Physical, attacking running back and ... spent spring 2019 learning safety position ... could see time at running back and safety in 2019 ... Paul Hornung Award Watch List ... led Baylor in rushing during 2017-18 seasons ... Lovett became the 39th Baylor player in program history to rush for 1,000 yards ... Has 1,018 yards rushing in his career, good for 38th-best in program history ... Voted single-digit number by teammates in 2017 and 2018.

2019 (Junior):

LOVETT CAREER STATISTICS


RUSHING						
YEAR	G/GS	ATT	YD	AVG	TD	LP/OPPONENT
2017	11/4	98	445	4.5	5	74/at Kansas State (TD)
2018	12/3	109	573	5.3	6	75/vs. OSU (TD)
CAREER	23/7	207	1018	4.9	11	75/vs. OSU (TD) (11/3/18)

RECEIVING						
YEAR	G/GS	REC	YD	AVG	TD	LP/OPPONENT
2017	11/4	7	20	2.9	0	6/ISU
2018	12/3	5	48	9.6	0	10/Kansas
CAREER	23/7	12	68	5.7	0	6/ISU (2017)

KICK RETURNS						
YEAR	G/GS	NO	YD	AVG	TD	LP/OPPONENT
2018	11/4	7	125	17.9	0	33/
2019	12/3	1	14	14.0	0	14/ACU
CAREER	23/7	8	139	17.4	0	33/

CAREER BESTS
RUSHING
Attempts: 28 vs. Texas Tech (11/24/18)
Yards: 125 vs. Texas Tech (11/24/18)
Touchdowns: 3 vs. ACU (9/1/18)
Longest Rush: 75 vs. OSU (11/3/18) (TD)
100-Yard Games: Season (3); Career (3) vs. Texas Tech (11/24/18), vs. OSU (11/3/18), vs. ACU (9/1/18)
200-Yard Games: Season (0); Career (0)

RECEIVING
Receptions: 3 vs. UTSA (9/9/17)
Receiving Yards: 18, at West Virginia (10/25/18)
Touchdowns: --
Longest Reception: 6 vs. ISU (11/18/17)
100-Yard Games: Season (0); Career (0)
200-Yard Games: Season (0); Career (0)



2
BLAKE LYNCH
 LB • 6-3 • 225 • SR. • 3L
 GILMER, TEXAS (GILMER HS)

One of the most multi-talented players in the country ... Has made 18 career starts at five different positions (corner, linebacker, safety, wide receiver, running back) ... started at safety once and linebacker nine times in 2018 ... played both corner and wide receiver in 2017, making starts at both positions ... Saw action at both running back and receiver in 2016 ... has also seen game action at wildcat quarterback in his career ... 2019 Preseason All-Big 12 second team selection (Phil Steele) ... Former prep All-American ... Served on mission trip to Brazil during summer 2017 ... Earned his undergraduate degree in December 2018.

2019 (Senior):

B. LYNCH CAREER STATISTICS

DEFENSIVE									
YEAR	G/GS	UT	AT	TT	TFL-YD	QBS-YD	FF/FR	PBU	INT-YD
2015									
									redshirt
2016	11/3	1	0	1	0-0	0-0	0/0	0	0-0
2017	12/5	13	5	18	0-0	0-0	0/0	6	0-0
2018	13/10	31	16	47	4.0-18	1.5-5	0/1	0	1-15
CAREER	36/18	45	21	66	4.0-18	1.5-5	0/0	6	1-15

DEFENSE
Tackles: 10 at Texas (10/13/18)
Solo Tackles: 9 at Texas (10/13/18)
Tackles-For-Loss: 2.0 vs. Vanderbilt (12/27/18)
Interception: 1 vs. Texas Tech (11/24/18)
PBUs: 2 vs. Liberty (9/2/17); at Oklahoma State (10/14/17)
Sack: 1.0 vs. Vanderbilt (12/27/18)

CAREER BESTS
RECEIVING
Receptions: 7 vs. Texas Tech (11/11/17)
Receiving Yards: 110 at TCU (11/24/17)
Longest Reception: 57 at ISU (10/11/16)
Touchdowns: 1, four times, last at TCU (11/24/17)
100-Yard Games: Season (1); Career (1)
200-Yard Games: Season (0); Career (0)
RUSHING
Attempts: 6 at Oklahoma (11/12/16)
Yards: 58 at Oklahoma (11/12/16)
Touchdowns: --
Longest Rush: 21 at Oklahoma (11/12/16)
100-Yard Games: Season (0); Career (0)

PLAYER SPOTLIGHTS



93

JAMES LYNCH

DT • 6-4 • 295 • JR. • 2L
ROUND ROCK, TEXAS (ROUND ROCK HS)

Athletic, physical defender with pass rushing skills ... 2019 Preseason All-Big 12 first team (Athlon, Lindy's, Phil Steele, Media) ... 2019 DCTF All-Texas College first team ... Named to the watch lists for the Bednarik Award and Outland Trophy ... Career totals of 14.0 TFL and 8.5 sacks lead the Baylor roster ... 2018 All-Big 12 second team selection (coaches) ... 2018 AP All-Big 12 first team ... 2018 Waco Tribune-Herald All-Big 12 first team ... 2018 Academic All-Big 12 second team honoree ... 2017 ESPN Freshman All-American.

2019 (Junior):

J. LYNCH CAREER STATISTICS									
DEFENSIVE									
YEAR	G/GS	UT	AT	TT	TFL-YD	QBS-YD	FF/FR	QBH	INT-YD
2017	11/0	15	5	20	5.0-21	3.0-18	0/1	0	0-0
2018	13/13	24	16	40	9.0-58	5.5-45	0/0	6	0-0
CAREER	24/13	39	21	60	14.0-79	8.5-63	0/1	6	0-0

CAREER BESTS

- Tackles: 7 at TCU (11/24/17)
- Solo Tackles: 5 at TCU (11/24/17)
- Tackles-For-Loss: 2.0, twice, last vs. K-State (10/6/18)
- Sacks: 1.0 8 times, last at West Virginia (10/25/18)
- Forced Fumbles: --
- Fumbles Recovered: 1 at Kansas (11/4/17)
- QB Hurries: 2 vs. Duke (9/15/18)
- Pass Breakups: 1, 2x, vs. ACU (9/1/18), vs. Duke (9/15/18)
- Blocked Kick: 1, at West Virginia (10/25/18)



95

JOHN MAYERS

K • 5-10 • 184 • R-FR. • RS
FLOWER MOUND, TEXAS (MARCUS HS)

2019 (RS-Freshman):

MAYERS CAREER STATISTICS						
PLACE-KICKING						
YEAR	G	PAT-A	PCT	FG-A	PCT	TP
2018	1	3-3	1.000	0-0	--	3

CAREER BESTS

- Longest FG:
- Most FGs:
- Most PATs: 3 vs. Vanderbilt (12/27/18)
- Most Points: 3 vs. Vanderbilt (12/27/18)



3

CHRIS MILLER

S • 6-0 • 191 • SR. • 3L
FRISCO, TEXAS (LONE STAR HS)

Returning starter at safety ... has played in 31 career games with 13 starts ... 2018 Big 12 honorable mention ... Voted into single-digit jersey by teammates for 2017, 2018 and 2019 seasons

2019 (Senior):

C. MILLER CAREER STATISTICS									
DEFENSIVE									
YEAR	G/GS	UT	AT	TT	TFL-YD	QBS-YD	FF/FR	PBU	INT-YD
2016	8/0	4	2	6	0-0	0-0	0/0	0	0-0
2017	11/1	15	13	28	0-0	0-0	0/1	2	0-0
2018	12/12	50	17	67	1.5-9	1.0-9	1/1	2	0-0
CAREER	31/13	69	32	101	1.5-9	1.0-9	1/2	4	0-0

CAREER BESTS

- Tackles: 10, vs. Texas Tech (11/24/18)
- Solo Tackles: 8, vs. OSU (11/3/18)
- Tackles-For-Loss: 1.0 vs. OSU (11/3/18)
- Interceptions: 1.0 vs. OSU (11/3/18)
- Forced Fumbles: 1 vs. K-State (10/6/18)
- Fumble Recoveries: 1, twice, last vs. K-State (10/6/18)
- Pass Breakups: 1, vs. Vanderbilt (12/27/18), vs. Duke (9/15/18), at Oklahoma State (10/14/17); at TCU (11/24/17)



5

DENZEL MIMS

WR • 6-3 • 215 • SR. • 3L
DAINGERFIELD, TEXAS (DAINGERFIELD HS)

One of the top returning receivers in the Big 12 Conference ... ranks 13th on Baylor's career receiving yards list (1,905) ... Ranks 15th in Baylor history with 120 career receptions ... Ranks 10th in BU history with 16 receiving touchdowns in his career ... six career 100-yard receiving games ... Preseason All-Big 12 second team (Athlon, Phil Steele) ... DCTF All-Texas College first team ... three time Biletnikoff Award Watch List honoree ... Earned a single digit jersey in Aug. 2019.

2019 (Senior):

MIMS CAREER STATISTICS							
RECEIVING							
YEAR	G/GS	REC	YD	AVG	TD	LP/OPPONENT	
2016	11/1	4	24	6.0	0	10/at Rice	
2017	12/11	61	1,087	17.8	8	71/Oklahoma (TD)	
2018	12/10	55	794	14.4	8	55/ACU	
CAREER	35/22	120	1,905	15.9	16	71/Oklahoma (TD) (2017)	

CAREER BESTS

- Receptions: 12 vs. Texas Tech (11/11/17)
- Receiving Yards: 192 vs. Oklahoma (9/23/17)
- Touchdowns: 3 vs. Oklahoma (9/23/17)
- Longest Reception: 71 vs. Oklahoma (9/23/17) (TD)
- 100-Yard Games: Season (1); Career (6) (Last at UTSA (9/8/18))

PLAYER SPOTLIGHTS



29

CHRISTIAN MORGAN

S • 6-1 • 211 • SO. • 1L
HOUSTON, TEXAS (PORTER HS)

Athletic, rangy safety ... shown a knack for blocking kicks with two in his freshman season ... Enrolled January 2018

2019 (Sophomore):

MORGAN CAREER STATISTICS									
DEFENSIVE									
YEAR	G/GS	UT	AT	TT	TFL-YD	QBS-YD	FF/FR	PBU	INT-YD
2018	13/3	13	5	18	1.5-2	0-0	1/0	1	1- -2

CAREER BESTS

- Tackles: 5 at Texas (10/13/18)
- Solo Tackles: 4 vs. K-State (10/6/18)
- Tackles-For-Loss: 1.0 at West Virginia (10/25/18)
- Interceptions: 1 vs. K-State (10/6/18)
- Forced Fumbles: 1, at West Virginia (10/25/18)
- Fumble Recoveries: --
- Pass Breakups: --
- Blocked Punts: 1, 2x, vs. Oklahoma State (11/3/18), vs. Duke (9/15/18)



98

CHIDI OGBONNAYA

DT • 6-5 • 290 • SO. • 1L
HOUSTON, TEXAS (LANGHAM CREEK HS)

2019 (Sophomore):

OGBONNAYA CAREER STATISTICS									
DEFENSIVE									
YEAR	G/GS	UT	AT	TT	TFL-YD	QBS-YD	FF/FR	QBH	INT-YD
2018	10/0	3	2	5	0-0	0-0	0/0	0	0-0



14

CHRIS PLATT

WR • 5-11 • 172 • 6SR. • 4L
WILLIS, TEXAS (WILLIS HS)

Sixth-year senior ultra-fast receiver and returner ... granted sixth year of NCAA eligibility in January 2019 ... Has played in 43 career games with 26 starts ... Ranks 16th on Baylor's career receiving yards list (1,627) ... Five of 11 career TD catches have been 70 or more yards, four came in 2017 ... Tied for second in BU history with Terrance Williams in career catches of 70 or more yards with five ... Missed final eight games of 2017 with knee injury ... competed for Baylor track and field squad in 2015, 2017 and 2019 ... Earned All-American honors in 4x400m relay in both 2017 and 2019 ... Helped 4x400m team to Big 12 title in 2017 ... completed undergraduate degree in May 2018.

2019 (6-Yr Senior):

PLATT CAREER STATISTICS						
RECEIVING						
YEAR	G/GS	REC	YD	AVG	TD	LP/OPPONENT
2014			redshirt			
2015	13/1	11	155	14.1	1	42/SMU (TD)
2016	13/9	35	567	16.2	4	89/Oklahoma State (TD)
2017	4/4	16	401	25.1	5	79/at Duke (TD)
2018	13/12	36	511	14.2	1	45/at Oklahoma
CAREER	43/26	98	1,634	16.7	11	89/Oklahoma St. 2016 (TD)

KICK RETURNS						
YEAR	G/GS	NO	YD	AVG	TD	LP/OPPONENT
2014			redshirt			
2015	13/1	13	359	27.6	0	84/West Virginia
2016	13/9	0	0	0.0	0	--
2017	4/4	2	24	12.0	0	14/Liberty
2018	13/12	2	47	23.5	0	24/West Virginia
CAREER	43/26	17	430	25.3	0	84/West Virginia (2015)

PUNT RETURNS						
YEAR	G/GS	NO	YD	AVG	TD	LP/OPPONENT
2014			redshirt			
2015	13/1	0	0	0.0	0	--
2016	13/9	0	0	0.0	0	--
2017	4/4	0	0	0.0	0	--
2018	13/12	2	-24	-12.0	0	--
CAREER	43/26	2	-24	-12.0	0	--

RUSHING						
YEAR	G/GS	ATT	YD	AVG	TD	LP/OPPONENT
2015	13/1	0	0	0.0	0	--
2016	13/9	1	8	8.0	0	8/Kansas
2017	4/4	4	36	9.0	0	26/UTSA
2018	13/12	2	31	15.5	0	19/Kansas
CAREER	43/26	7	75	10.7	0	26/UTSA (2017)

CAREER BESTS

- Receptions: 6 vs. Boise State (12/27/16)
- Receiving Yards: 148 at Duke (9/16/17)
- Longest Reception: 89 vs. Oklahoma State (9/24/16) (TD)
- Touchdowns: 2 vs. Oklahoma State (9/24/16); vs. Liberty (9/2/17); at Duke (9/16/17)
- 100-Yard Games: Season (2); Career (3) (Last at Duke 9/16/17)
- 200-Yard Games: Season (0); Career (0)

PLAYER SPOTLIGHTS



97

ISSAC POWER

P • 6-1 • 200 • R-FR. • RS
CASTLE ROCK, COLO. (PONDEROSA HS)

2019 (RS Freshman):

POWER CAREER STATISTICS

PUNTING							
YEAR	G	NO	YDS	AVG	50+	IN20	LP/OPPONENT
2018	1	1	47	47			47/vs. Vanderbilt
CAREER	1	1	47	47			47/vs. Vanderbilt

CAREER BESTS

PUNTING

Punts: 1 vs. Vanderbilt (12/27/18)
Punting Yards: 47 vs. Vanderbilt (12/27/18)
Longest Punt: 47 vs. Vanderbilt (12/27/18)



99

NOAH RAUSCHENBERG

K • 6-1 • 203 • FR. • HS
TULSA, OKLA. (UNION HS)

2019 (Freshman):

RAUSCHENBERG CAREER STATISTICS

PLACE-KICKING							
YEAR	G	PAT-A	PCT	FG-A	PCT	TP	
2019							

CAREER BESTS

Longest FG:
Most FGs:
Most PATs:
Most Points:



99

BRAVVION ROY

DT • 6-1 • 333 • SR. • 3L
SPRING, TEXAS (SPRING HS)

Senior defensive tackle, one of the strongest players on the team ... Has played in 34 games with 16 starts in his career ... 2019 Preseason All-Big 12 (Athlon, Phil Steele)
2019 (Senior):

ROY CAREER STATISTICS

DEFENSIVE										
YEAR	G/GS	UT	AT	TT	TFL-YD	QBS-YD	FF/FR	QBH	INT-YD	
2016	9/1	5	2	7	0-0	0-0	0/0	1	0-0	
2017	12/4	16	15	31	3-0-4	0-5-0	0/0	0	0-0	
2018	13/11	15	19	34	3-0-7	1-5-4	0/0	0	0-0	
CAREER	34/16	36	36	72	6-0-11	2-0-4	0/0	1	0-0	

CAREER BESTS

Tackles: 8 at Duke (9/16/17)
Solo Tackles: 4 at Texas (10/13/18)
Tackles for loss: 1.5, 2x, vs. OSU (11/3/18), at Duke (9/16/17)
Sacks: 1.5 vs. OSU (11/3/18)
QB Hurries: 1 vs. SMU (9/10/16)
Forced Fumbles: --
Fumbles Recovered: --
Safeties: 1 at TCU (11/24/17)



91

ROB SAULIN

TE/DT • 6-5 • 302 • SO. • 1L
PENNSVILLE, N.J. (PENNSVILLE MEMORIAL HS)

2019 (Sophomore):

SAULIN CAREER STATISTICS

DEFENSIVE										
YEAR	G/GS	UT	AT	TT	TFL-YD	QBS-YD	FF/FR	QBH	INT-YD	
2018	6/0	1	0	1	0-0	0-0	0/0	0	0-0	

PLAYER SPOTLIGHTS



13

RJ SNEED

WR • 6-1 • 200 • SO. • RS
CYPRESS, TEXAS (CYPRESS RANCH HS)

2019 (Sophomore):

SNEED CAREER STATISTICS

RECEIVING							
YEAR	G/GS	REC	YD	AVG	TD	LP/OPPONENT	
2017	7/1	5	53	10.6	0	19/vs. West Virginia	
2018	3/0	1	4	4.0	0	0/0	
CAREER	10/1	6	57	9.5	0	19/West Virginia	

PUNT RETURNS							
YEAR	G/GS	NO	YD	AVG	TD	LP/OPPONENT	
2017	7/1	1	-10	-10.0	0		
2018	2/0	1	-3	-3.0	0		
CAREER	10/1	2	-13	-6.5	0		

ALL-PURPOSE							
YEAR	G/GS	RUSH	RCV	PR	KR	TOTAL	AVG/G
2017	7/1	0	53	-10	0	43	6.1
2018	2/0	0	0	-3	0	-3	-1.5
CAREER	9/1	0	53	-13	0	40	4.4

CAREER BESTS

RECEIVING
 Receptions: 2 vs. Oklahoma (9/23/17)
 Receiving Yards: 19 vs. West Virginia (10/21/17)
 Touchdowns: --
 Longest Reception: 19 vs. West Virginia (10/21/17)



13

RALEIGH TEXADA

CB • 5-10 • 180 • JR. • 1L
FRISCO, TEXAS (CENTENNIAL HS)

Speedy corner with coverage skills ... 2019 Preseason All-Big 12 (Phil Steele) ... four PBU in 2018 was second on team ... 2018 All-Big 12 honorable mention selection (coaches) ... Competed as a sprinter on the Baylor track and field team in 2018 and 2019

2019 (Junior):

TEXADA CAREER STATISTICS

DEFENSIVE									
YEAR	G/GS	UT	AT	TT	TFL-YD	QBS-YD	FF/FR	PD	INT-YD
2016									
2017	3/0	2	0	2	0-0	0-0	0/0	0	0-0
2018	13/6	23	8	30	1.0-2	0-0	1/0	5	2-0
CAREER	16/6	26	8	34	1.0-2	0-0	1/0	5	2-0

CAREER BESTS

Tackles: 9 vs. OSU (11/3/18)
 Solo Tackles: 6 vs. OSU (11/3/18)
 Tackles for loss: 1.0, at West Virginia (10/25/18)
 Interceptions: 1, twice, vs. Texas Tech (11/24/18), at Texas (10/13/18)
 Sacks: --
 Forced Fumbles: 1, at Iowa State (11/10/18)
 Fumbles Recovered: --
 QB Hurries: --



81

TYQUAN THORNTON

WR • 6-3 • 176 • SO. • 1L
MIAMI, FLA. (BOOKER T. WASHINGTON HS)

2019 (Sophomore):

THORNTON CAREER STATISTICS

RECEIVING							
YEAR	G/GS	REC	YD	AVG	TD	LP/OPPONENT	
2018	13/2	20	354	17.7	3	41/Texas Tech	

RUSHING							
YEAR	G/GS	ATT	YD	AVG	TD	LP/OPPONENT	
2018	13/2	2	2	1.0	0	3/ACU	

KICK RETURNS							
YEAR	G/GS	NO	YD	AVG	TD	LP/OPPONENT	
2018	13/2	5	83	16.6	0	26/ACU	

CAREER BESTS

Receptions: 3, 3x, at West Virginia (10/25), vs. Kansas (9/22/18); vs. Duke (9/15/18)
 Receiving Yards: 92 vs. Duke (9/15/18)
 Touchdowns: 1, 3x, vs. Texas Tech (11/24/18), vs. Kansas (9/22/18), vs. Duke (9/15/18)
 Longest Reception: 41 yards vs. Texas Tech (11/24/18)
 100-Yard Games: --
 200-Yard Games: --



38

JORDAN WILLIAMS

LB • 6-0 • 223 • SR. • 3L
PARIS, TEXAS (PARIS HS)

Returning starter at WILL linebacker ... has played in 38 games with 15 starts ... 119 career tackles entering 2019 ... completed undergraduate degree in December 2018.

2019 (Senior):

J. WILLIAMS CAREER STATISTICS

DEFENSIVE									
YEAR	G/GS	UT	AT	TT	TFL-YD	QBS-YD	FF/FR	QBH	INT-YD
2015									
2016	13/1	20	9	29	3.0-9	1.0-3	1/0	0	0-0
2017	12/3	24	14	38	3.0-10	1.0-6	1/0	0	0-0
2018	13/11	28	24	52	4.0-10	0-0	0/0	2	0-0
CAREER	38/15	72	47	119	10.0-29	2.0-9	2/0	2	0-0

CAREER BESTS

Tackles: 14 at Oklahoma (11/12/16)
 Solo Tackles: 9 at Oklahoma (11/12/16)
 Tackles-For-Loss: 2.0 vs. Kansas (10/15/16)
 Sacks: 1.0 vs. Kansas (10/15/16); vs. Texas Tech (11/11/17)
 Forced Fumbles: 1 at West Virginia (12/3/16); vs. Texas Tech (11/11/17)
 Fumbles Recovered: --
 Interceptions: --
 Pass Breakup: 1, 3X, last vs. Texas Tech (11/24/18)

PLAYER SPOTLIGHTS



22

JT WOODS

S • 6-2 • 190 • SO. • 1L

SAN ANTONIO, TEXAS (STEELE HS)

Enrolled January 2018 ... competed in the 110m hurdles on the Baylor track and field team in 2019 ... named to the spring 2018 Big 12 Commissioner's Honor Roll.

2019 (Sophomore):

WOODS CAREER STATISTICS

DEFENSIVE

YEAR	G/GS	UT	AT	TT	TFL-YD	QBS-YD	FF/FR	PBU	INT-YD
2018	13/0	13	5	18	1.0-11	1.0-11	0/0	2	0-0

CAREER BESTS

Tackles: 4 at Texas (10/6/18)

Solo Tackles: 3 at Texas (10/6/18)

Tackles-For-Loss: 1.0 vs. Kansas (9/22/18)

Sacks: 1 vs. Kansas (9/22/18)

Pass Breakups: 1, twice, last at Oklahoma (9/29/18)

Interceptions: --

Forced Fumbles: --

Recovered Fumbles: --

BAYLOR FOOTBALL 2018

OVERALL: 7-6 (HOME 4-2, ROAD 1-4, NEUTRAL 2-0) | BIG 12 CONFERENCE: 4-5 (HOME 3-1, ROAD 0-4, NEUTRAL 1-0)

RESULTS 7-6 (4-5 BIG 12)

DATE	OPPONENT	RESULT	SCORE	ATTEND.	AP RANK	TV
Sept. 1	ABILENE CHRISTIAN	W	55-27	45,330	—	FSN
Sept. 8	at UTSA	W	37-20	42,017	—	Facebook
Sept. 15	DUKE	L	27-40	40,442	—	FS1
Sept. 22	KANSAS	W	26-7	36,725	—	FS1
Sept. 29	at Oklahoma	L	33-66	86,642	— 6	ABC
Oct. 6	KANSAS STATE	W	37-34	36,888	—	FS1
Oct. 13	at Texas	L	17-23	93,882	— 9	ESPN
Oct. 25	at West Virginia	L	14-58	53,117	— 13	FS1
Nov. 3	OKLAHOMA STATE	W	35-31	43,493	—	FS1
Nov. 10	at Iowa State	L	14-28	53,860	— 22	FS1
Nov. 17	TCU	L	9-16	41,540	—	FS1
Nov. 24	vs. Texas Tech	W	35-24	27,308	—	FS1
Dec. 27	vs. Vanderbilt	W	45-38	51,104	—	ESPN

TEAM STATISTICS

	BAYLOR	OPPONENTS
SCORING	384	412
Points Per Game	29.5	31.7
Points Off Turnovers	38	81
FIRST DOWNS	331	267
Rushing	146	116
Passing	156	127
Penalty	29	24
RUSHING YARDAGE	2198	2385
Yards gained rushing	2582	2694
Yards lost rushing	384	309
Rushing Attempts	502	440
Average Per Rush	4.4	5.4
Average Per Game	169.1	183.5
TDs Rushing	25	25
PASSING YARDAGE	3770	3147
Comp-Att-Int	296-486-13	247-412-7
Average Per Pass	7.8	7.6
Average Per Catch	12.7	12.7
Average Per Game	290.0	242.1
TDs Passing	22	25
TOTAL OFFENSE	5968	5532
Total Plays	988	852
Average Per Play	6.0	6.5
Average Per Game	459.1	425.5
KICK RETURNS: #-Yards	29-524	27-580
PUNT RETURNS: #-Yards	17-112	11-96
INT RETURNS: #-Yards	7-37	13-193
KICK RETURN AVERAGE	18.1	21.5
PUNT RETURN AVERAGE	6.6	8.7
INT RETURN AVERAGE	5.3	14.8
FUMBLES-LOST	22-6	10-3
PENALTIES-Yards	100-895	81-727
Average Per Game	68.8	55.9
PUNTS-Yards	52-2211	55-2299
Average Per Punt	42.5	41.8
Net punt average	39.5	38.3
KICKOFFS-Yards	72-4482	81-4859
Average Per Kick	62.2	60.0
Net kick average	40.7	39.9
TIME OF POSSESSION/Game	32:41	27:19
3RD-DOWN Conversions	80/184	78/177
3rd-Down Pct	43%	44%
4TH-DOWN Conversions	13/22	8/15
4th-Down Pct	59%	53%
SACKS BY-Yards	25-189	39-241
MISC YARDS	0	0
TOUCHDOWNS SCORED	49	51
FIELD GOALS-ATTEMPTS	15-24	19-29
ON-SIDE KICKS	1-4	0-0
RED-ZONE SCORES	(41-55) 75%	(33-36) 92%
RED-ZONE TOUCHDOWNS	(32-55) 58%	(21-36) 58%
PAT-ATTEMPTS	(43-48) 90%	(47-50) 94%
ATTENDANCE	248017	329572
Games/Avg Per Game	6/41336	5/65914
Neutral Site Games		2/39206

SCORE BY QUARTERS	1st	2nd	3rd	4th	Total
Baylor	73	90	121	100	384
Opponents	92	144	91	85	412

RUSHING

	GP	ATT.	GAIN	LOSS	NET	AVG.	TD	LONG	YPG
Lovett, John	12	109	595	22	573	5.3	6	75	47.8
Hasty, JaMycal	11	82	470	36	434	5.3	4	54	39.5
Ebner, Trestan	13	69	427	14	413	6.0	1	34	31.8
Brewer, Charlie	13	133	600	225	375	2.8	7	38	28.8
Hurd, Jalen	12	48	218	9	209	4.4	3	37	17.4
McClendon, Jalen	9	34	153	51	102	3.0	2	21	11.3
Williams, Craig	2	2	35	0	35	17.5	1	21	17.5
Platt, Chris	13	2	31	0	31	15.5	0	19	2.4
Fleeks, Josh	12	9	32	16	16	1.8	1	17	1.3
Smith, Abram	6	4	11	0	11	2.8	0	6	1.8
Bohanon, Gerry	3	2	5	0	5	2.5	0	3	1.7
McGuire, Garret	1	1	2	0	2	2.0	0	2	2.0
Thornton, Tyquan	13	2	3	1	2	1.0	0	3	0.2
Bullard, Koby	13	1	0	0	0	0.0	0	0	0.0
TEAM	9	4	0	10	-10	-2.5	0	0	-1.1
Total.....	13	502	2582	384	2198	4.4	25	75	169.1
Opponents.....	13	440	2694	309	2385	5.4	25	79	183.5

PASSING

	G	EFF	CMP-ATT-I	PCT	YDS	TD	LONG	AVG/G
Brewer, Charlie	13	138.02	240-390-9	61.5	3019	19	75	232.2
McClendon, Jalen	9	130.73	55-91-3	60.4	715	3	43	79.4
Galitz, Drew	12	0.00	0-1-0	0.0	0	0	0	0.0
Atkinson, Jared	4	402.40	1-1-0	100.0	36	0	36	9.0
TEAM	9	0.00	0-1-0	0.0	0	0	0	0.0
Ebner, Trestan	13	-200.00	0-1-1	0.0	0	0	0	0.0
Bohanon, Gerry	3	0.00	0-1-0	0.0	0	0	0	0.0
Total.....	13	135.65	296-486-13	60.9	3770	22	75	290.0
Opponents.....	13	140.74	247-412-7	60.0	3147	25	86	242.1

RECEIVING

	G	NO	YDS	AVG	TD	LONG	AVG/G
Hurd, Jalen	12	69	946	13.7	4	38	78.8
Mims, Denzel	12	55	794	14.4	8	55	66.2
Platt, Chris	13	36	511	14.2	1	45	39.3
Ebner, Trestan	13	29	348	12.0	1	75	26.8
Hasty, JaMycal	11	26	170	6.5	1	34	15.5
Jones, Marques	13	21	242	11.5	2	52	18.6
Thornton, Tyquan	13	20	354	17.7	3	41	27.2
Fleeks, Josh	12	14	126	9.0	1	34	10.5
Stricklin, Pooh	12	9	123	13.7	1	25	10.2
Henle, Christoph	13	7	58	8.3	0	13	4.5
Lovett, John	12	5	48	9.6	0	18	4.0
Henderson, Tyler	13	2	7	3.5	0	8	0.5
Brewer, Charlie	13	1	36	36.0	0	36	2.8
Sneed, R.J.	3	1	4	4.0	0	4	1.3
Smith, Abram	6	1	3	3.0	0	3	0.5
Total.....	13	296	3770	12.7	22	75	290.0
Opponents.....	13	247	3147	12.7	25	86	242.1

TOTAL OFFENSE

	G	PLAYS	RUSH	PASS	TOTAL	AVG/G
Brewer, Charlie	13	523	375	3019	3394	261.1
McClendon, Jalen	9	125	102	715	817	90.8
Lovett, John	12	109	573	0	573	47.8
Hasty, JaMycal	11	82	434	0	434	39.5
Ebner, Trestan	13	70	413	0	413	31.8
Hurd, Jalen	12	48	209	0	209	17.4
Atkinson, Jared	4	1	0	36	36	9.0
Williams, Craig	2	2	35	0	35	17.5
Platt, Chris	13	2	31	0	31	2.4
Fleeks, Josh	12	9	16	0	16	1.3
Smith, Abram	6	4	11	0	11	1.8
Bohanon, Gerry	3	3	5	0	5	1.7
Thornton, Tyquan	13	2	2	0	2	0.2
McGuire, Garret	1	1	2	0	2	2.0
TEAM	9	5	-10	0	-10	-1.1
Total.....	13	988	2198	3770	5968	459.1
Opponents.....	13	852	2385	3147	5532	425.5

BAYLOR FOOTBALL 2018

OVERALL: 7-6 (HOME 4-2, ROAD 1-4, NEUTRAL 2-0) | BIG 12 CONFERENCE: 4-5 (HOME 3-1, ROAD 0-4, NEUTRAL 1-0)

SCORING

	TD	FGS	PATs					SAF	PTS
			KICK	RUSH	RCV	PASS	DXP		
Martin, Connor	0	15-24	40-44	0-0	0	0-0	0	0	85
Mims, Denzel	8	0-0	0-0	0-0	0	0-0	0	0	48
Hurd, Jalen	7	0-0	0-0	0-0	0	0-0	0	0	42
Brewer, Charlie	7	0-0	0-0	0-0	0	1-1	0	0	42
Lovett, John	6	0-0	0-0	0-0	0	0-0	0	0	36
Hasty, JaMycal	6	0-0	0-0	0-0	0	0-0	0	0	36
Thornton, Tyquan	3	0-0	0-0	0-0	0	0-0	0	0	18
Ebner, Trestan	3	0-0	0-0	0-0	0	0-0	0	0	18
Jones, Marques	2	0-0	0-0	0-0	0	0-0	0	0	12
Fleeks, Josh	2	0-0	0-0	0-0	0	0-0	0	0	12
McClendon, Jalan	2	0-0	0-0	0-0	0	0-0	0	0	12
Platt, Chris	1	0-0	0-0	0-0	1	0-0	0	0	8
Stricklin, Pooh	1	0-0	0-0	0-0	0	0-0	0	0	6
Williams, Craig	1	0-0	0-0	0-0	0	0-0	0	0	6
Mayers, John	0	0-0	3-3	0-0	0	0-0	0	0	3
Hand, Harrison	0	0-0	0-0	0-0	0	0-0	0	0	0
TEAM	0	0-0	0-1	0-0	0	0-0	0	0	0
Total.....	49	15-24	43-48	0-0	1	1-1	0	0	384
Opponents.....	51	19-29	47-50	0-0	1	1-1	0	0	412

PUNT RETURNS

	NO	YDS	AVG	TD	LONG
Nicholson, Tony	3	34	11.3	0	21
Arnold, Grayland	2	12	6.0	0	11
TEAM	2	4	2.0	0	0
Morgan, Christian	2	31	15.5	0	0
Hurd, Jalen	2	13	6.5	0	13
Platt, Chris	2	-24	-12.0	0	0
Stricklin, Pooh	1	2	2.0	0	2
Sneed, R.J.	1	-3	-3.0	0	0
White, Trevor	1	-3	-3.0	0	0
Thompson, BJ	1	6	6.0	0	0
Hasty, JaMycal	0	33	0.0	1	33
Ebner, Trestan	0	7	0.0	1	7
Total.....	17	112	6.6	2	33
Opponents.....	11	96	8.7	0	39

KICK RETURNS

	NO	YDS	AVG	TD	LONG
Fleeks, Josh	21	380	18.1	0	41
Thornton, Tyquan	5	83	16.6	0	26
Platt, Chris	2	47	23.5	0	24
Lovett, John	1	14	14.0	0	14
Total.....	29	524	18.1	0	41
Opponents.....	27	580	21.5	0	62

INTERCEPTIONS

	NO	YDS	AVG	TD	LONG
Texada, Raleigh	2	0	0.0	0	0
McVea, Jairon	1	3	3.0	0	3
Thomas, Derrek	1	-7	-7.0	0	0
Bernard, Terrel	1	28	28.0	0	28
Lynch, Blake	1	15	15.0	0	15
Morgan, Christian	1	-2	-2.0	0	0
Total.....	7	37	5.3	0	28
Opponents.....	13	193	14.8	1	75

FUMBLE RETURNS

	NO	YDS	AVG	TD	LONG
Total.....	0	0	0.0	0	0
Opponents.....	1	4	4.0	0	4

ALL-PURPOSE YARDS

	G	RUSH	REC	PR	KOR	IR	TOT	AVG/G
Hurd, Jalen	12	209	946	13	0	0	1168	97.3
Mims, Denzel	12	0	794	0	0	0	794	66.2
Ebner, Trestan	13	413	348	7	0	0	768	59.1
Hasty, JaMycal	11	434	170	33	0	0	637	57.9
Lovett, John	12	573	48	0	14	0	635	52.9
Platt, Chris	13	31	511	-24	47	0	565	43.5
Fleeks, Josh	12	16	126	0	380	0	522	43.5
Thornton, Tyquan	13	2	354	0	83	0	439	33.8
Brewer, Charlie	13	375	36	0	0	0	411	31.6
Jones, Marques	13	0	242	0	0	0	242	18.6
Stricklin, Pooh	12	0	123	2	0	0	125	10.4
McClendon, Jalan	9	102	0	0	0	0	102	11.3
Henle, Christoph	13	0	58	0	0	0	58	4.5
Williams, Craig	2	35	0	0	0	0	35	17.5
Nicholson, Tony	3	0	0	34	0	0	34	11.3
Morgan, Christian	13	0	0	31	0	-2	29	2.2
Bernard, Terrel	11	0	0	0	0	28	28	2.5
Lynch, Blake	13	0	0	0	0	15	15	1.2
Smith, Abram	6	11	3	0	0	0	14	2.3
Arnold, Grayland	4	0	0	12	0	0	12	3.0
Henderson, Tyler	13	0	7	0	0	0	7	0.5
Thompson, BJ	10	0	0	6	0	0	6	0.6
Bohanon, Gerry	3	5	0	0	0	0	5	1.7
McVea, Jairon	13	0	0	0	0	3	3	0.2
McGuire, Garret	1	2	0	0	0	0	2	2.0
Sneed, R.J.	3	0	4	-3	0	0	1	0.3
White, Trevor	12	0	0	-3	0	0	-3	-0.2
TEAM	9	-10	0	4	0	0	-6	-0.7
Thomas, Derrek	13	0	0	0	0	-7	-7	-0.5
Total.....	13	2198	3770	112	524	37	6641	510.8
Opponents.....	13	2385	3147	96	580	193	6401	492.4

PUNTING

	NO	YDS	AVG	LONG	TB	FC	I20	50+	BLKD
Galitz, Drew	51	2164	42.4	62	3	24	18	14	0
Power, Issac	1	47	47.0	47	0	1	0	0	0
Total.....	52	2211	42.5	62	3	25	18	14	0
Opponents.....	55	2299	41.8	65	4	15	21	19	3

FIELD GOALS

	FGM-FGA	PCT	01-19	20-29	30-39	40-49	50-99	LG	BLK
Martin, Connor	15-24	62.5	0-0	4-7	7-9	3-6	1-2	50	1

KICKOFFS

	NO	YDS	AVG	TB	OB	RETN	NET	YDLN
Galitz, Drew	56	3474	62.0	32	3			
Sedwick, Jay	16	1008	63.0	7	1			
Total.....	72	4482	62.2	39	4	580	40.7	24
Opponents.....	81	4859	60.0	44	2	524	39.9	25

BAYLOR FOOTBALL 2018

OVERALL: 7-6 (HOME 4-2, ROAD 1-4, NEUTRAL 2-0) | BIG 12 CONFERENCE: 4-5 (HOME 3-1, ROAD 0-4, NEUTRAL 1-0)

DEFENSIVE STATISTICS

	GP-GS	SOLO	AST	TOTAL	TFL-YDS	SACKS-YDS	INT-YDS	PBU	QBH	FR-YDS	FF	BLOCK	SAFETY
Johnston,Clay	12-11	64	35	99	5.5-26	1.0-12	.	2
Miller,Chris	12-12	50	17	67	1.5-9	1.0-9	.	2	.	1-0	1	.	.
Vaughns,Verkedric	12-9	38	19	57	5.0-11	.	.	4
Williams,Jordan	13-11	28	24	52	4.0-10	.	.	3	2
Lynch,Blake	13-10	31	16	47	4.0-18	1.5-5	1-15	1	1	1-0	.	.	.
Bernard,Terrel	11-2	25	22	47	3.0-15	1.0-12	1-28
Lynch,James	13-13	24	16	40	9.0-58	5.5-45	.	2	6	.	.	1	.
Roy,Bravvion	13-11	15	19	34	3.0-7	1.5-4	1	.
Roberts,Greg	12-10	21	12	33	8.0-28	3.0-18	.	2	1	.	1	.	.
Texada,Raleigh	13-6	24	8	32	1.0-2	.	2-0	4	.	.	1	.	.
Lewis,Ira	13-13	17	12	29	3.5-21	2.5-19	.	.	4
Black,Henry	13-4	18	6	24	3.0-21	2.0-18	.	.	1	.	1	.	.
Thomas,Derrek	13-11	17	4	21	.	.	1-7	7
Morgan,Christian	13-3	13	5	18	1.5-2	.	1-2	.	.	.	1	2	.
Woods,JT	13-0	13	5	18	1.0-11	1.0-11	.	2
Thompson,BJ	10-2	10	5	15	5.0-33	4.0-31	.	1	3	.	.	3	.
Hand,Harrison	10-6	12	1	13	1.0-3	.	.	3
Lockhart,James	13-2	7	4	11	3.0-7	1.0-5	.	1	2
Maticcik,Ross	13-2	7	4	11	1
Pitre,Jalen	13-1	5	6	11	2.0-6
Kelly,Chad	11-0	9	2	11	1.0-2
Williams,Deonte	7-0	5	6	11	3.0-13	.	.	.	1
Barnes,Kalon	11-2	7	3	10	.	.	.	1
Houston,Jameson	12-0	6	3	9	.	.	.	3
Copeland,Jake	11-0	4	3	7
Arnold,Grayland	4-2	6	.	6
Ogbonnaya,Chidi	10-0	3	2	5
McVea,Jairon	13-0	3	1	4	.	.	1-3
Hunt,Tyrone	8-0	1	2	3
Ebner,Trestan	13-0	2	.	2
Rogers,Owen	13-0	1	1	2
Jones,Xavier	6-0	1	1	2	1.0-1
Brewer,Charlie	13-0	1	.	1
Blackmar,Blake	13-0	1	.	1
Saulin,Rob	6-0	1	.	1
Lovett,John	12-0	.	1	1
Mims,Denzel	12-0	1	.	1
Logan,Ashton	10-0	.	1	1
Valentin,Johncarlo	11-0	1	.	1
Smith,Abram	6-0	1	.	1
Hanspard Jr.,Byron	3-0	1	.	1
Hurd,Jalen	12-0	1	.	1	1-0	.	.	.
Total.....	13	495	266	761	69-304	25-189	7-37	38	22	3-0	5	7	.
Opponents.....	13	585	292	877	93.0-379	39-241	13-193	45	40	6-4	13	2	.

BAYLOR FOOTBALL 2018

OVERALL: 7-6 (HOME 4-2, ROAD 1-4, NEUTRAL 2-0) | BIG 12 CONFERENCE: 4-5 (HOME 3-1, ROAD 0-4, NEUTRAL 1-0)

GAME-BY-GAME TEAM STATS

GAME	FINAL SCORE	QUARTERS				1ST DOWNS R-P-PE TOT	RUSHING NO-YDS-TD	PASSING C-A-I YDS TD	TOT OFF ATT-YDS NO-AVG	PUNTS NO-AVG	PEN F-FL NO-YDS	3RD DNS	4TH DNS	RED ZONE	SACKS NO-YDS	FIELD GOALS	POSSESSION TIME								
		1	2	3	4												OT	1	2	3	4	TOT			
Baylor	55	17	21	10	7	14-12-0	26	36-295-5	18-28-1	311	2	64-606	3-42.7	2-0	5-53	2-9	0-0	5-5	2-7	2-2	7:23	5:33	7:07	9:56	29:59
Abilene Christian	27	7	13	7	0	8-9-2	19	27-220-1	27-40-1	246	2	67-466	7-43.1	0-0	5-37	6-15	0-1	2-3	0-0	2-2	7:37	9:27	7:53	5:04	30:01
Baylor	37	10	10	7	10	7-16-3	26	31-91-1	27-41-0	403	3	72-494	3-41.3	1-1	7-70	8-14	0-0	4-4	3-29	3-3	8:04	7:42	8:23	10:59	35:08
at UTSA	20	3	10	0	7	5-11-0	16	26-98-1	18-33-1	157	1	59-255	5-43.0	0-0	6-30	5-12	0-1	2-2	3-12	2-2	6:56	7:18	6:37	4:01	24:52
Baylor	27	0	0	13	14	9-12-0	21	32-130-2	24-42-1	270	1	74-400	6-48.0	3-1	5-44	7-15	0-0	2-2	0-0	0-2	10:13	9:08	5:39	8:17	33:17
Duke	40	7	16	7	10	12-7-1	20	44-225-1	12-30-0	174	3	74-399	6-34.7	0-0	0-0	8-18	1-2	3-3	2-15	2-2	4:47	5:52	9:21	6:43	26:43
Baylor	26	7	16	3	0	10-10-2	22	39-189-0	20-29-0	257	3	68-446	5-45.6	1-0	13-140	7-14	0-0	2-2	4-29	2-2	9:06	8:39	7:53	9:27	35:05
Kansas	7	0	0	7	0	5-5-4	14	28-122-0	16-27-0	149	1	55-271	3-47.6	0-0	7-55	4-13	0-1	1-1	3-19	0-1	5:54	6:21	7:07	5:33	24:55
Baylor	33	6	3	14	10	11-18-4	33	38-77-2	40-63-0	416	2	101-493	5-38.8	3-1	9-75	9-20	2-4	5-5	2-15	2-2	9:07	9:09	9:19	9:45	37:20
at Oklahoma	66	14	14	21	17	8-12-2	22	32-166-3	17-23-0	441	6	55-607	3-45.7	1-0	7-80	4-8	0-0	3-3	6-41	1-1	5:53	5:51	5:41	5:15	22:40
Baylor	37	3	9	8	17	17-19-2	38	48-261-3	30-45-2	296	1	93-557	1-51.0	3-0	2-10	10-17	0-0	5-6	3-27	3-6	9:23	9:08	6:22	9:21	34:14
Kansas State	34	7	7	0	20	15-5-0	20	35-319-4	15-26-2	149	1	61-468	2-43.5	3-1	6-55	6-12	0-1	0-1	4-25	0-1	5:37	5:52	8:38	5:39	25:46
Baylor	17	7	3	7	0	8-10-1	19	34-88-1	20-40-1	240	1	74-328	7-43.3	1-0	10-92	8-17	0-0	2-3	1-12	1-1	5:49	7:46	8:54	5:13	27:42
at Texas	23	3	20	0	0	9-13-3	25	41-170-1	24-39-1	219	1	80-389	4-47.8	0-0	8-52	9-18	1-1	2-3	3-11	3-5	9:11	7:14	6:06	9:47	32:18
Baylor	14	0	0	14	0	7-9-1	17	36-82-2	17-29-3	205	0	65-287	8-41.1	3-1	8-75	5-14	0-1	2-3	1-15	0-0	5:45	8:07	9:39	8:19	31:50
at West Virginia	58	10	31	10	7	5-13-4	22	33-172-3	21-31-0	396	4	64-568	2-50.0	1-0	6-64	1-10	1-1	4-4	5-37	3-5	9:15	6:53	5:13	6:41	28:02
Baylor	35	0	14	7	14	12-6-8	26	39-244-2	14-26-1	158	2	65-402	3-44.7	0-0	6-69	4-10	0-1	2-5	4-22	0-1	9:31	6:29	7:18	4:36	27:54
Oklahoma State	31	7	3	14	7	13-16-3	32	47-212-3	25-42-0	311	1	89-523	3-39.3	1-1	12-133	7-16	2-3	5-5	2-13	1-3	5:29	9:31	7:42	10:24	32:06
Baylor	14	0	0	7	7	9-15-1	25	32-146-0	29-48-0	359	2	80-505	2-31.5	0-0	7-70	6-15	3-5	2-7	1-8	0-0	9:26	7:27	9:54	8:12	34:59
at Iowa State	28	7	10	11	0	8-12-1	21	32-125-2	18-25-0	230	1	57-355	3-41.3	1-0	4-30	7-11	0-0	5-5	1-8	2-2	5:34	7:33	5:06	6:48	25:01
Baylor	9	6	0	3	0	10-7-3	20	40-140-1	14-29-1	163	0	69-303	5-40.0	2-2	9-66	2-13	2-4	2-3	1-8	1-1	8:15	4:06	7:19	6:11	25:51
TCU	16	3	6	7	0	10-4-0	14	42-160-1	15-21-0	151	1	63-311	8-36.4	2-0	8-80	4-15	1-1	1-1	5-28	1-1	6:45	10:54	7:41	8:49	34:09
Baylor	35	7	7	14	7	13-11-4	28	51-170-2	22-31-2	308	3	82-478	3-40.7	3-0	12-80	6-11	1-2	4-4	2-14	0-0	9:37	8:20	7:23	10:44	36:04
vs. Texas Tech	24	10	7	0	7	7-11-2	20	30-100-1	21-37-2	247	2	67-347	3-38.0	0-0	8-85	10-16	1-1	2-2	3-26	1-2	5:23	6:40	7:37	4:16	23:56
Baylor	45	10	7	14	14	19-11-0	30	46-284-4	21-35-1	384	2	81-668	1-47.0	0-0	7-50	6-15	5-5	4-6	1-3	1-2	9:46	11:11	7:08	7:21	35:26
vs. Vanderbilt	38	14	7	7	10	11-9-2	22	24-287-4	18-38-0	286	1	62-573	2-39.5	1-1	4-26	7-13	1-2	3-3	2-6	1-2	5:14	3:49	7:52	7:39	24:34

GAME-BY-GAME OFFENSIVE STARTERS

OPPONENT	WR	LT	LG	C	RG	RT	TE	WR	QB	RB	WR	WR/TE
ACU	Platt	Malin	Beard	Tecklenburg	Blackmar	Lawrence	—	Mims	Brewer	Hasty	Hurd	M. Jones
at UTSA	Platt	Anderson	Newman	Tecklenburg	Blackmar	Lawrence	Henle	Mims	Brewer	Hasty	Hurd	
Duke	Platt	Anderson	Newman	Tecklenburg	Blackmar	Lawrence	—	Atkinson	Brewer	Hasty	Hurd	M. Jones
Kansas	Platt	Fruhmorgen	Newman	Tecklenburg	Blackmar	Lawrence	—	Mims	Brewer	Lovett	Hurd	M. Jones
at Oklahoma	Platt	Fruhmorgen	Valentin	Tecklenburg	Blackmar	Lawrence	—	Mims	Brewer	Hasty	Fleeks	M. Jones
Kansas State	Platt	Fruhmorgen	Valentin	Tecklenburg	Blackmar	Lawrence	Henle	Mims	Brewer	Hasty	Hurd	
at Texas	Platt	Malin	Valentin	Tecklenburg	Blackmar	Lawrence	Henle	Mims	Brewer	Hasty	Hurd	
at West Virginia	Platt	Galvin	Valentin	Tecklenburg	Blackmar	Lawrence	—	Mims	Brewer	Hasty	Hurd	M. Jones
Oklahoma State	Platt	Galvin	Valentin	Tecklenburg	Blackmar	Lawrence	—	Thornton	McClendon	Hasty	Hurd	M. Jones
at Iowa State	Platt	Galvin	Valentin	Tecklenburg	Blackmar	Lawrence	—	Thornton	Brewer	Hasty	Hurd	M. Jones
TCU	Platt	Galvin	Valentin	Tecklenburg	Blackmar	Lawrence	Henle	Mims	Brewer	Lovett	Hurd	
vs. Texas Tech	—	Galvin	Valentin	Tecklenburg	Blackmar	Lawrence	Henle	Mims	Brewer	Lovett	Hurd	Henderson
vs. Vanderbilt	Platt	Galvin	Valentin	Tecklenburg	Blackmar	Lawrence	Henle	Mims	Brewer	Ebner	Fleeks	

GAME-BY-GAME DEFENSIVE STARTERS

OPPONENT	DE	NT	DT	RE	WLB	MLB	SLB	CB	RS	LS	CB	SAFETY
ACU	J. Lynch	Roy	Lewis	Lockhart	J. Williams	Maticcik	Black	Arnold	Vaughns	Miller	Texada	
at UTSA	J. Lynch	Roy	Lewis	Lockhart	J. Williams	Maticcik	Black	Arnold	B. Lynch	Miller	Thomas	
Duke	J. Lynch	Roy	Lewis	Roberts	J. Williams	Johnston	Black	Hand	Vaughns	Miller	Thomas	
Kansas	J. Lynch	Roy	Lewis	Roberts	J. Williams	Johnston	Pitre	Hand	Vaughns	Miller	Thomas	
at Oklahoma	Roberts	Lewis	J. Lynch	Thompson	J. Williams	Johnston	B. Lynch	Hand	Vaughns	Miller	Thomas	
Kansas State	Roberts	Lewis	J. Lynch	Thompson	J. Williams	Johnston	B. Lynch	Barnes	Morgan	Miller	Texada	
at Texas	J. Lynch	Lewis	Roy	Roberts	J. Williams	Johnston	B. Lynch	Texada	Morgan	Miller	Thomas	
at West Virginia	J. Lynch	Lewis	Roy	Roberts	J. Williams	Johnston	B. Lynch	Texada	Morgan	Vaughns	Thomas	
Oklahoma State	J. Lynch	Lewis	Roy	Roberts	Bernard	Johnston	B. Lynch	Texada	Vaughns	Miller	Thomas	
at Iowa State	J. Lynch	Lewis	Roy	Roberts	Bernard	Johnston	B. Lynch	Texada	Vaughns	Miller	Thomas	
TCU	J. Lynch	Roy	—	Lewis	J. Williams	Johnston	B. Lynch	Hand	Vaughns	Miller	Thomas	Black
vs. Texas Tech	J. Lynch	Lewis	Roy	Roberts	J. Williams	Johnston	B. Lynch	Hand	Vaughns	Miller	Thomas	
vs. Vanderbilt	J. Lynch	Lewis	Roy	Roberts	J. Williams	Johnston	B. Lynch	Hand	Vaughns	Miller	Thomas	

BAYLOR FOOTBALL 2018

OVERALL: 7-6 (HOME 4-2, ROAD 1-4, NEUTRAL 2-0) | BIG 12 CONFERENCE: 4-5 (HOME 3-1, ROAD 0-4, NEUTRAL 1-0)

GAME-BY-GAME PASSING

CHARLIE BREWER	CMP	ATT	INT	PCT	YDS	TD	LONG	SACKS	EFF.	JALAN McCLENDON	CMP	ATT	INT	PCT	YDS	TD	LONG	SACKS	EFF.
ACU	8	15	1	53.3	138	0	55	0	130.61	ACU	10	13	0	76.9	173	2	34	0	239.48
at UTSA	23	34	0	67.6	328	3	42	2	177.80	at UTSA	3	6	0	50.0	39	0	17	1	104.60
Duke	14	26	0	53.8	175	0	39	1	110.38	Duke	10	16	1	62.5	95	1	25	1	120.50
Kansas	19	27	0	70.4	221	3	39	2	175.79	Kansas	1	2	0	50.0	36	0	36	1	201.20
at Oklahoma	38	60	0	63.3	400	2	45	6	130.33	at Oklahoma	2	3	0	66.7	16	0	9	0	111.47
Kansas State	30	44	1	68.2	296	1	21	4	127.65	Kansas State	DNP								
at Texas	20	39	1	51.3	240	1	45	3	106.31	at Texas	DNP								
at West Virginia	1	8	3	12.5	22	0	22	3	-39.40	at West Virginia	16	21	0	76.2	183	0	23	2	149.39
Oklahoma State	4	8	0	50.0	56	2	36	0	191.30	Oklahoma State	10	17	1	58.8	102	0	27	2	97.46
at Iowa State	26	36	0	72.2	288	2	28	1	157.76	at Iowa State	3	12	0	25.0	71	0	43	0	74.70
TCU	14	29	1	48.3	163	0	31	5	88.59	TCU	DNP								
vs. Texas Tech	22	30	1	73.3	308	3	41	3	185.91	vs. Texas Tech	0	1	1	0.0	0	0	0	0	-200.00
vs. Vanderbilt	21	34	1	61.8	384	2	75	2	170.16	vs. Vanderbilt	DNP								

GAME-BY-GAME RUSHING (No.-Yards-TDs)

PLAYER	NO-YDS-TD	ACU	at UTSA	DUKE	KU	at OU	KSU	at UT	at WVU	OSU	at ISU	TCU	vs. TTU	vs. VU
Lovett, John	103-449-5	12-115-3	9-47-0	5-12-0	9-23-0	9-36-0	DNP	5-21-0	2-(-1)-0	6-104-1	4-9-0	11-55-0	28-125-1	9-27-1
Hasty, JaMycal	78-411-4	10-102-2	10-7-1	4-13-0	5-60-0	10-43-0	9-60-0	7-16-0	9-37-0	4-23-0	6-15-0	DNP	DNP	8-58-1
Ebner, Trestan	67-402-1	3-28-0	1-5-0	3-11-0	5-20-0	1-6-0	17-100-0	3-16-0	3-23-0	2-11-0	2-4-0	6-35-0	10-64-0	13-90-1
Brewer, Charlie	127-346-7	1-15-0	8-22-0	8-32-2	12-56-0	11-(-20)-1	12-10-1	13-22-0	7-(-15)-0	6-28-0	12-72-0	18-54-1	9-(-11)-1	16-109-1
Hurd, Jalen	39-182-3	0-0-0	0-0-0	1-12-0	4-19-0	6-12-1	8-56-1	6-13-1	2-20-0	9-27-0	8-46-0	4-4-0	0-0-0	DNP
McClendon, Jalen	26-74-1	2-7-0	2-(-2)-0	10-51-0	1-(-4)-0	0-0-0	DNP	DNP	11-22-1	8-28-1	0-0-0	DNP	0-0-0	DNP
Williams, Craig	2-35-1	DNP	DNP	DNP	DNP	DNP	2-35-1	0-0-0	DNP	DNP	DNP	DNP	DNP	DNP
Platt, Chris	2-31-0	0-0-0	1-12-0	0-0-0	1-19-0	0-0-0	0-0-0	0-0-0	0-0-0	0-0-0	0-0-0	0-0-0	0-0-0	0-0-0
Smith, Abram	4-11-0	4-11-0	DNP	0-0-0	0-0-0	0-0-0	0-0-0	0-0-0	DNP	DNP	DNP	DNP	DNP	DNP
Bohanon, Gerry	2-5-0	DNP	DNP	DNP	DNP	DNP	DNP	DNP	DNP	2-5-0	DNP	0-0-0	DNP	0-0-0
Thornton, Tyquan	2-2-0	1-3-0	0-0-0	1-(-1)-0	0-0-0	0-0-0	0-0-0	0-0-0	0-0-0	0-0-0	0-0-0	0-0-0	0-0-0	0-0-0
McGuire, Garret	1-2-0	1-2-0	DNP	DNP	DNP	DNP	DNP	DNP	DNP	DNP	DNP	DNP	DNP	DNP
Bullard, Koby	1-0-0	0-0-0	0-0-0	0-0-0	0-0-0	0-0-0	0-0-0	0-0-0	0-0-0	0-0-0	0-0-0	0-0-0	1-0-0	0-0-0
Fleeks, Josh	7-(-2)-1	2-12-0	DNP	0-0-0	1-(-2)-0	1-0-0	0-0-0	0-0-0	2-(-4)-1	2-18-0	0-0-0	1-(-8)-0	0-0-0	0-0-0

GAME-BY-GAME RECEIVING (No.-Yards-TDs)

PLAYER	NO-YDS-TD	ACU	at UTSA	DUKE	KU	at OU	KSU	at UT	at WVU	OSU	at ISU	TCU	vs. TTU	vs. VU
Hurd, Jalen	69-966-4	4-58-1	8-136-1	6-57-0	4-60-0	9-104-1	11-135-0	5-72-0	3-38-0	7-96-1	5-81-0	4-68-0	3-41-0	DNP
Mims, Denzel	55-794-8	3-80-0	8-133-1	DNP	2-32-0	11-114-1	8-90-1	3-80-1	2-29-0	1-6-1	5-43-1	1-27-0	5-65-2	6-95-0
Platt, Chris	36-511-1	3-40-0	4-53-0	2-25-0	3-29-1	2-54-0	3-30-0	5-26-0	2-38-0	0-0-0	2-66-0	3-29-0	6-114-0	1-7-0
Thornton, Tyquan	20-354-3	0-0-0	2-22-0	3-92-1	3-50-1	1-11-0	1-0-0	0-0-0	3-36-0	0-0-0	2-20-0	0-0-0	2-51-1	3-72-0
Ebner, Trestan	29-348-1	2-39-0	1-9-0	3-19-0	1-4-0	5-63-0	3-13-0	0-0-0	2-15-0	2-14-0	3-38-0	3-26-0	1-9-0	3-109-1
Jones, Marques	21-242-2	1-20-1	0-0-0	3-38-0	1-4-0	3-26-0	2-17-0	1-5-0	1-22-0	2-19-0	3-23-0	2-11-0	1-5-0	1-52-1
Hasty, JaMycal	26-170-1	4-67-0	1-3-1	4-10-0	0-0-0	7-42-0	2-11-0	1-5-0	3-9-0	1-2-0	3-21-0	DNP	DNP	0-0-0
Fleeks, Josh	12-126-1	0-0-0	DNP	0-0-0	5-65-1	0-0-0	0-0-0	2-7-0	0-0-0	1-21-0	1-0-0	0-0-0	1-(-1)-0	4-34-0
Stricklin, Pooh	9-123-1	0-0-0	0-0-0	1-9-0	0-0-0	0-0-0	0-0-0	2-39-0	0-0-0	DNP	5-67-1	0-0-0	1-8-0	0-0-0
Henle, Christoph	7-58-0	1-7-0	1-12-0	0-0-0	1-13-0	1-9-0	0-0-0	1-6-0	0-0-0	0-0-0	0-0-0	0-0-0	0-0-0	2-11-0
Lovett, John	5-48-0	0-0-0	0-0-0	2-20-0	0-0-0	0-0-0	DNP	0-0-0	1-18-0	0-0-0	0-0-0	1-2-0	1-8-0	0-0-0
Brewer, Charlie	1-36-0	0-0-0	1-36-0	0-0-0	0-0-0	0-0-0	0-0-0	0-0-0	0-0-0	0-0-0	0-0-0	0-0-0	0-0-0	0-0-0
Henderson, Tyler	2-5-0	0-0-0	1-(-3)-0	0-0-0	0-0-0	0-0-0	0-0-0	0-0-0	0-0-0	0-0-0	0-0-0	0-0-0	1-8-0	0-0-0
Sneed, R.J.	1-4-0	DNP	DNP	DNP	DNP	DNP	DNP	DNP	DNP	0-0-0	0-0-0	DNP	DNP	1-4-0
Smith, Abram	1-3-0	0-0-0	DNP	0-0-0	0-0-0	1-3-0	0-0-0	0-0-0	DNP	DNP	DNP	DNP	DNP	DNP

GAME-BY-GAME KICKING

CONNOR MARTIN	PAT	ATT	PCT	FG	ATT	PCT	LONG	PTS
Abilene Christian	7	7	100.0	2	2	100.0	50	13
at UTSA	4	4	100.0	3	3	100.0	47	13
Duke	3	3	100.0	0	2	0.0	—	3
Kansas	2	3	66.7	2	2	100.0	45	8
at Oklahoma	3	4	75.0	2	2	100.0	39	9
Kansas State	2	3	66.7	3	6	50.0	35	11
at Texas	2	2	100.0	1	1	100.0	46	5
at West Virginia	2	2	100.0	0	0	—	—	2
Oklahoma State	5	5	100.0	0	1	0.0	—	5
at Iowa State	2	2	100.0	0	2	0.0	—	2
TCU	0	1	0.0	1	1	100.09	33	3
vs. Texas Tech	5	5	100.0	0	0	—	—	5
vs. Vanderbilt	3	3	100.0	1	2	50.0	23	6

GAME-BY-GAME PUNTING

DREW GALITZ	NO	YDS	AVG	LONG	I20	TB	50+	60+
Abilene Christian	3	128	42.7	45	1	0	0	0
at UTSA	3	124	41.3	50	2	0	1	0
Duke	6	288	48.0	60	0	0	3	1
Kansas	5	228	45.6	58	5	0	2	0
at Oklahoma	5	194	38.8	44	1	1	0	0
Kansas State	1	51	51.0	51	0	0	1	0
at Texas	7	303	43.3	56	3	0	3	0
at West Virginia	8	329	41.1	52	1	1	1	0
Oklahoma State	3	134	44.7	62	1	0	2	1
at Iowa State	2	63	31.5	32	0	1	0	0
TCU	5	200	40.0	49	3	0	0	0
vs. Texas Tech	3	122	40.7	54	1	0	1	0
vs. Vanderbilt	DNP							

JOHN MAYERS

PAT	ATT	PCT	FG	ATT	PCT	LONG	PTS
First 12 Games	DNP						
vs. Vanderbilt	3	3	100.0	0	0	—	3

ISAAC POWER

NO	YDS	AVG	LONG	I20	TB	50+	60+
First 12 Games	DNP						
vs. Vanderbilt	1	47	47.0	47	0	0	0

BAYLOR FOOTBALL 2018

OVERALL: 7-6 (HOME 4-2, ROAD 1-4, NEUTRAL 2-0) | BIG 12 CONFERENCE: 4-5 (HOME 3-1, ROAD 0-4, NEUTRAL 1-0)

GAME-BY-GAME TACKLES (UT-AT-TOT)

PLAYER	UT-AT-TOTAL	ACU	at UTSA	DUKE	KU	at OU	KSU	at UT	at WVU	OSU	at ISU	TCU	vs. TTU	vs. VU
Johnston, Clay	64-35-99	DNP	2-3-5	8-3-11	1-3-4	0-0-0	2-1-3	10-3-13	5-1-6	14-3-17	3-6-9	10-5-15	6-6-12	3-1-4
Miller, Chris	50-17-67	5-2-7	3-1-4	5-0-5	3-1-4	2-4-6	6-2-8	1-0-1	DNP	8-0-8	2-3-5	3-0-3	6-4-10	6-0-6
Vaughns, Verkedric	38-19-57	4-0-4	0-0-0	3-4-7	6-1-7	2-3-5	DNP	1-0-1	6-0-6	4-2-6	7-6-13	5-0-5	0-1-1	0-2-2
Williams, Jordan	28-25-53	3-1-4	0-1-1	5-0-5	0-4-4	2-4-6	3-4-7	2-2-4	1-1-2	0-0-0	1-5-6	5-1-6	3-2-5	3-0-3
Bernard, Terrel	25-22-47	1-0-1	4-3-7	3-4-7	5-2-7	0-5-5	0-0-0	2-3-5	2-0-2	3-3-6	2-2-4	DNP	DNP	3-0-3
Lynch, Blake	31-15-46	1-1-2	3-0-3	1-0-1	0-0-0	0-0-0	3-0-3	9-1-10	3-0-3	1-6-7	1-2-3	1-0-1	3-5-8	5-0-5
Lynch, James	24-16-40	2-0-2	2-2-4	1-1-2	2-0-2	3-2-5	3-2-5	1-2-3	3-0-3	2-3-5	2-2-4	0-1-1	3-1-4	0-0-0
Roberts, Greg	22-12-34	DNP	0-1-1	3-3-6	3-0-3	5-0-5	0-0-0	2-3-5	5-0-5	1-4-5	0-1-1	0-0-0	2-0-2	1-0-1
Roy, Bravvion	15-19-34	0-0-0	3-2-5	1-2-3	0-1-1	0-1-1	0-0-0	4-0-4	1-0-1	2-2-4	0-4-4	2-3-5	0-4-4	2-0-2
Texada, Raleigh	24-8-32	0-0-0	0-1-1	0-0-0	0-0-0	3-0-3	4-1-5	2-1-3	3-0-3	6-3-9	2-1-3	2-0-2	1-1-2	1-0-1
Lewis, Ira	17-12-29	1-1-2	2-0-2	2-2-4	0-1-1	1-0-1	1-1-2	1-0-1	0-0-0	3-1-4	0-3-3	3-1-4	2-2-4	1-0-1
Black, Henry	18-7-25	3-2-5	2-1-3	0-0-0	DNP	DNP	1-0-1	0-0-0	3-0-3	0-1-1	0-0-0	6-2-8	2-0-2	1-0-1
Thomas, Derrek	17-4-21	1-0-1	1-0-1	2-0-2	0-0-0	1-0-1	0-0-0	5-1-6	1-0-1	1-0-1	2-2-4	1-1-2	2-0-2	0-0-0
Morgan, Christian	13-5-18	0-0-0	0-1-1	0-1-1	0-0-0	1-1-2	4-0-4	3-2-5	2-0-2	1-0-1	0-0-0	0-0-0	1-0-1	1-0-1
Woods, JT	13-5-18	1-0-1	0-1-1	0-0-0	2-1-3	1-0-1	0-0-0	3-1-4	2-0-2	1-0-1	0-0-0	1-1-2	1-0-1	1-1-2
Thompson, BJ	10-5-15	DNP	DNP	DNP	1-1-2	3-1-4	1-2-3	0-1-1	1-0-1	0-0-0	1-0-1	0-0-0	2-0-2	1-0-1
Hand, Harrison	12-1-13	0-0-0	1-0-1	0-0-0	2-0-2	1-1-2	0-0-0	DNP	DNP	DNP	1-0-1	2-0-2	2-0-2	3-0-3
Kelly, Chad	9-2-11	5-1-6	1-0-1	1-1-2	0-0-0	0-0-0	0-0-0	1-0-1	1-0-1	0-0-0	0-0-0	0-0-0	DNP	DNP
Lockhart, James	7-4-11	4-0-4	1-1-2	0-0-0	0-0-0	0-1-1	1-0-1	0-1-1	1-0-1	0-0-0	0-1-1	0-0-0	0-0-0	0-0-0
Maticcik, Ross	7-4-11	3-2-5	1-0-1	0-0-0	1-0-1	0-0-0	0-0-0	0-1-1	1-0-1	0-0-0	0-0-0	0-0-0	0-0-0	1-1-2
Williams, Deonte	5-6-11	0-0-0	1-1-2	1-2-3	1-0-1	1-0-1	1-1-2	0-2-2	DNP	DNP	DNP	DNP	DNP	DNP
Pitre, Jalen	5-6-11	1-2-3	1-1-2	0-1-1	1-1-2	1-0-1	1-0-1	0-0-0	0-0-0	0-0-0	0-0-0	0-0-0	0-1-1	0-0-0
Barnes, Kalon	7-3-10	0-1-1	1-1-2	1-0-1	0-0-0	0-0-0	1-0-1	0-1-1	0-0-0	3-0-3	1-0-1	0-0-0	DNP	DNP
Houston, Jameson	6-3-9	0-0-0	1-0-1	0-1-1	1-0-1	0-1-1	0-0-0	1-1-2	2-0-2	0-0-0	DNP	0-0-0	0-0-0	1-0-1
Copeland, Jake	4-3-7	DNP	DNP	0-0-0	1-0-1	0-1-1	0-0-0	0-1-1	1-0-1	0-0-0	2-0-2	0-1-1	0-0-0	0-0-0
Arnold, Grayland	6-0-6	4-0-4	0-0-0	0-0-0	2-0-2	DNP	DNP	DNP	DNP	DNP	DNP	DNP	DNP	DNP
Ogbonnaya, Chidi	3-2-5	0-1-1	0-0-0	0-1-1	0-0-0	0-0-0	0-0-0	1-0-1	2-0-2	0-0-0	0-0-0	0-0-0	DNP	DNP
McVea, Jairon	2-1-3	0-0-0	0-0-0	0-0-0	1-0-1	0-0-0	1-0-1	0-0-0	0-0-0	0-0-0	0-0-0	0-1-1	0-0-0	1-0-1
Hunt, Tyrone	1-2-3	DNP	DNP	DNP	DNP	0-0-0	0-0-0	0-1-1	0-0-0	0-0-0	1-0-1	0-1-1	DNP	0-0-0
Ebner, Trestan	2-0-2	0-0-0	0-0-0	0-0-0	0-0-0	0-0-0	0-0-0	0-0-0	0-0-0	0-0-0	1-0-1	1-0-1	0-0-0	0-0-0
Jones, Xavier	1-1-2	1-0-1	0-1-1	DNP	DNP	DNP	DNP	DNP	DNP	0-0-0	0-0-0	DNP	DNP	0-0-0
Rogers, Owen	1-1-2	0-0-0	0-0-0	0-0-0	0-0-0	0-0-0	0-0-0	0-0-0	0-0-0	0-0-0	0-0-0	0-0-0	1-0-1	0-1-1
Saulin, Rob	1-0-1	0-0-0	1-0-1	0-0-0	0-0-0	0-0-0	DNP	DNP	0-0-0	DNP	DNP	DNP	DNP	DNP
Smith, Abram	1-0-1	0-0-0	DNP	0-0-0	1-0-1	0-0-0	0-0-0	0-0-0	DNP	DNP	DNP	DNP	DNP	DNP
Mims, Denzel	1-0-1	0-0-0	0-0-0	DNP	0-0-0	0-0-0	0-0-0	0-0-0	1-0-1	0-0-0	0-0-0	0-0-0	0-0-0	0-0-0
Blackmar, Blake	1-0-1	0-0-0	0-0-0	0-0-0	0-0-0	0-0-0	0-0-0	0-0-0	1-0-1	0-0-0	0-0-0	0-0-0	0-0-0	0-0-0
Brewer, Charlie	1-0-1	0-0-0	0-0-0	0-0-0	0-0-0	0-0-0	0-0-0	0-0-0	1-0-1	0-0-0	0-0-0	0-0-0	0-0-0	0-0-0
Hurd, Jalen	1-0-1	0-0-0	0-0-0	0-0-0	0-0-0	0-0-0	0-0-0	0-0-0	0-0-0	0-0-0	0-0-0	1-0-1	0-0-0	DNP
Hanspard, Byron	1-0-1	DNP	DNP	DNP	DNP	DNP	0-0-0	0-0-0	DNP	DNP	DNP	DNP	1-0-1	DNP
Valentin, Johncarlo	1-0-1	0-0-0	0-0-0	0-0-0	0-0-0	0-0-0	0-0-0	0-0-0	0-0-0	0-0-0	0-0-0	0-0-0	1-0-1	0-0-0
Lovett, John	0-1-1	0-0-0	0-1-1	0-0-0	0-0-0	0-0-0	DNP	0-0-0	0-0-0	0-0-0	0-0-0	0-0-0	0-0-0	0-0-0
Logan, Ashton	0-1-1	0-0-0	0-0-0	0-0-0	0-0-0	0-0-0	0-0-0	0-0-0	0-0-0	0-0-0	0-0-0	0-0-0	0-1-1	0-0-0

BAYLOR FOOTBALL 2018

OVERALL: 7-6 (HOME 4-2, ROAD 1-4, NEUTRAL 2-0) | BIG 12 CONFERENCE: 4-5 (HOME 3-1, ROAD 0-4, NEUTRAL 1-0)

GAME-BY-GAME TACKLES FOR LOSS (TFL-YARDS)

PLAYER	TFL-YDS	ACU	at UTSA	DUKE	KU	at OU	KSU	at UT	at WVU	OSU	at ISU	TCU	vs. TTU	vs. VU
Roberts, Greg	9.0-35	DNP	0.0-0	0.0-0	2.0-6	3.0-22	0.0-0	0.5-1	1.0-2	0.5-1	0.0-0	0.0-0	2.0-3	0.0-0
Lynch, James	8.5-58	1.0-2	2.5-17	0.0-0	1.0-9	0.0-0	2.0-10	0.0-0	1.0-15	0.5-4	0.0-0	0.5-1	0.0-0	0.0-0
Johnston, Clay	5.5-26	DNP	0.0-0	0.0-0	0.0-0	0.0-0	0.0-0	1.5-13	1.0-2	0.0-0	0.5-1	1.5-8	1.0-2	0.0-0
Thompson, BJ	5.0-33	0.0-0	0.0-0	0.0-0	1.0-6	1.0-2	1.0-9	0.0-0	0.0-0	0.0-0	1.0-8	0.0-0	1.0-8	0.0-0
Lynch, Blake	4.0-18	0.0-0	0.0-0	0.0-0	0.0-0	0.0-0	0.0-0	1.0-1	0.0-0	0.5-2	0.0-0	0.0-0	0.5-2	2.0-13
Williams, Jordan	4.0-10	1.0-1	0.0-0	0.0-0	0.5-1	0.5-1	0.0-0	0.0-0	0.0-0	0.0-0	0.5-1	1.0-4	0.5-2	0.0-0
Lewis, Ira	3.5-21	0.0-0	1.0-10	0.0-0	0.0-0	0.0-0	0.0-0	0.0-0	0.0-0	0.5-3	0.0-0	1.0-2	1.0-6	0.0-0
Vaughns, Verkedric	3.5-8	0.0-0	0.0-0	0.0-0	1.0-3	0.0-0	DNP	0.0-0	0.0-0	0.0-0	1.5-2	1.0-3	0.0-0	0.0-0
Black, Henry	3.0-16	0.0-0	0.0-0	0.0-0	DNP	DNP	1.0-5	0.0-0	0.0-0	0.0-0	0.0-0	2.0-11	0.0-0	0.0-0
Bernard, Terrel	3.0-15	0.0-0	1.0-12	0.0-0	1.0-2	0.5-0	0.0-0	0.0-0	0.0-0	0.5-1	0.0-0	DNP	DNP	0.0-0
Lockhart, James	3.0-7	1.0-5	0.5-0	0.0-0	0.0-0	0.0-0	1.0-2	0.5-0	0.0-0	0.0-0	0.0-0	0.0-0	0.0-0	0.0-0
Roy, Bravvion	3.0-7	0.0-0	0.0-0	0.0-0	0.5-2	0.0-0	0.0-0	0.0-0	0.0-0	1.5-4	0.0-0	0.0-0	0.0-0	1.0-1
Williams, Deonte	2.0-10	0.0-0	1.0-4	0.0-0	1.0-6	0.0-0	0.0-0	0.0-0	DNP	DNP	DNP	DNP	DNP	DNP
Pitre, Jalen	2.0-6	1.0-1	0.0-0	0.0-0	0.0-0	0.0-0	1.0-5	0.0-0	0.0-0	0.0-0	0.0-0	0.0-0	0.0-0	0.0-0
Miller, Chris	1.5-9	0.0-0	0.0-0	0.0-0	0.0-0	0.0-0	0.0-0	0.0-0	DNP	1.0-9	0.5-0	0.0-0	0.0-0	0.0-0
Morgan, Christian	1.5-2	0.0-0	0.0-0	0.0-0	0.0-0	0.0-0	0.0-0	0.5-1	1.0-1	0.0-0	0.0-0	0.0-0	0.0-0	0.0-0
Woods, JT	1.0-11	0.0-0	0.0-0	0.0-0	1.0-11	0.0-0	0.0-0	0.0-0	0.0-0	0.0-0	0.0-0	0.0-0	0.0-0	0.0-0
Hand, Harrison	1.0-3	0.0-0	0.0-0	0.0-0	0.0-0	0.0-0	0.0-0	DNP	DNP	DNP	0.0-0	1.0-3	0.0-0	0.0-0
Kelly, Chad	1.0-2	1.0-2	0.0-0	0.0-0	0.0-0	0.0-0	0.0-0	0.0-0	0.0-0	0.0-0	0.0-0	0.0-0	DNP	DNP
Texada, Raleigh	1.0-2	0.0-0	0.0-0	0.0-0	0.0-0	0.0-0	0.0-0	0.0-0	1.0-2	0.0-0	0.0-0	0.0-0	0.0-0	0.0-0
Arnold, Grayland	1.0-1	1.0-1	0.0-0	0.0-0	0.0-0	DNP	DNP	DNP	DNP	DNP	DNP	DNP	DNP	DNP
Jones, Xavier	1.0-1	1.0-1	0.0-0	DNP	DNP	DNP	DNP	DNP	DNP	0.0-0	0.0-0	DNP	0.0-0	0.0-0

GAME-BY-GAME SACKS (SACKS-YARDS)

PLAYER	SACKS-YARDS	ACU	at UTSA	DUKE	KU	at OU	KSU	at UT	at WVU	OSU	at ISU	TCU	vs. TTU	vs. VU
Lynch, James	6.0-45	1.0-2	1.0-7	0.5-0	1.0-9	0.0-0	1.0-8	0.0-0	1.0-15	0.5-4	0.0-0	0.0-0	0.0-0	0.0-0
Thompson, BJ	4.0-31	DNP	DNP	DNP	1.0-6	0.0-0	1.0-9	0.0-0	0.0-0	0.0-0	1.0-8	0.0-0	1.0-8	0.0-0
Roberts, Greg	3.0-18	DNP	0.0-0	0.0-0	1.0-3	2.0-15	0.0-0	0.0-0	0.0-0	0.0-0	0.0-0	0.0-0	0.0-0	0.0-0
Lewis, Ira	2.5-19	0.0-0	1.0-10	0.0-0	0.0-0	0.0-0	0.0-0	0.0-0	0.0-0	0.5-3	0.0-0	0.0-0	1.0-6	0.0-0
Black, Henry	2.0-18	0.0-0	0.0-0	0.0-0	DNP	DNP	1.0-10	0.0-0	0.0-0	0.0-0	0.0-0	1.0-8	0.0-0	0.0-0
Lynch, Blake	1.5-5	0.0-0	0.0-0	0.0-0	0.0-0	0.0-0	0.0-0	0.0-0	0.0-0	0.5-2	0.0-0	0.0-0	0.0-0	1.0-3
Roy, Bravvion	1.5-4	0.0-0	0.0-0	0.0-0	0.0-0	0.0-0	0.0-0	0.0-0	0.0-0	1.5-4	0.0-0	0.0-0	0.0-0	0.0-0
Bernard, Terrel	1.0-12	0.0-0	1.0-12	0.0-0	0.0-0	0.0-0	0.0-0	0.0-0	0.0-0	0.0-0	0.0-0	DNP	DNP	0.0-0
Johnston, Clay	1.0-12	DNP	0.0-0	0.0-0	0.0-0	0.0-0	0.0-0	1.0-12	0.0-0	0.0-0	0.0-0	0.0-0	0.0-0	0.0-0
Woods, JT	1.0-11	0.0-0	0.0-0	0.0-0	1.0-11	0.0-0	0.0-0	0.0-0	0.0-0	0.0-0	0.0-0	0.0-0	0.0-0	0.0-0
Miller, Chris	1.0-9	0.0-0	0.0-0	0.0-0	0.0-0	0.0-0	0.0-0	0.0-0	DNP	1.0-9	0.0-0	0.0-0	0.0-0	0.0-0
Lockhart, James	1.0-5	1.0-5	0.0-0	0.0-0	0.0-0	0.0-0	0.0-0	0.0-0	0.0-0	0.0-0	0.0-0	0.0-0	0.0-0	0.0-0
Williams, Deonte	1.0-3	0.0-0	0.0-0	1.0-3	0.0-0	0.0-0	0.0-0	0.0-0	DNP	DNP	DNP	DNP	DNP	DNP
Vaughns, Verkedric	0.5-2	0.0-0	0.0-0	0.5-2	0.0-0	0.0-0	DNP	0.0-0	0.0-0	0.0-0	0.0-0	0.0-0	0.0-0	0.0-0

BAYLOR FOOTBALL 2018

OVERALL: 7-6 (HOME 4-2, ROAD 1-4, NEUTRAL 2-0) | BIG 12 CONFERENCE: 4-5 (HOME 3-1, ROAD 0-4, NEUTRAL 1-0)

SCORING DRIVES

OPPONENT	PLAYS	YDS	TIME	CLOCK	DRIVE START	DRIVE PLAY
ACU	6	30	2:16	1st/9:39	ACU48	Martin 35 FG
ACU	5	80	1:18	1st/5:27	BU20	Hurd 25 pass from McClendon
ACU	2	16	0:47	1st/2:39	ACU16	M. Jones pass from McClendon
ACU	6	67	2:09	2nd/11:24	BU33	Hasty 3 run
ACU	3	71	1:22	2nd/4:08	BU29	Hasty 54 run
ACU	4	75	1:55	2nd/1:55	BU25	Lovett 31 run
ACU	6	85	2:40	3rd/10:55	BU15	Lovett 3 run
ACU	7	41	3:29	3rd/3:24	BU27	Martin 50 FG
ACU	6	55	2:22	4th/9:18	BU45	Lovett 7 run
at UTSA	9	50	4:26	1st/8:48	50	Hasty 3 pass from Brewer
at UTSA	4	2	1:27	1st/7:05	UTSA32	Martin 47 FG
at UTSA	7	97	4:09	2nd/4:03	BU03	Mims 22 pass from Brewer
at UTSA	5	36	2:07	2nd/1:56	BU49	Martin 32 FG
at UTSA	10	58	3:53	3rd/3:42	BU42	Hurd 7 pass from Brewer
at UTSA	9	44	3:38	4th/9:29	BU35	Martin 38 FG
at UTSA	12	78	6:57	4th/1:29	BU22	Hasty 1 run
DUKE	8	75	2:31	3rd/11:08	BU25	Brewer 3 run
*DUKE				3rd/6:39		Hasty 33 blocked punt return
DUKE	11	82	5:01	4th/9:44	BU18	Thornton 25 pass from McClendon
DUKE	6	75	1:43	4th/1:56	BU25	Brewer 2 run
KANSAS	6	47	3:48	1st/5:35	KU47	Platt 22 pass from Brewer
KANSAS	6	69	2:40	2nd/14:52	BU31	Thornton 39 pass from Brewer
KANSAS	12	55	6:43	2nd/4:32	BU17	Martin 45 FG
KANSAS	4	46	1:16	2nd/1:37	KU46	Fleeks 34 pass from Brewer
KANSAS	9	65	3:32	3rd/5:00	BU25	Martin 27 FG
at Oklahoma	12	75	5:56	1st/2:42	BU25	Mims 13 pass from Brewer
at Oklahoma	9	44	1:37	2nd/0:00	BU41	Martin 32 FG
at Oklahoma	13	75	4:38	3rd/10:22	BU25	Hurd 2 run
at Oklahoma	8	75	2:31	3rd/7:06	BU25	Brewer 1 run
at Oklahoma	11	53	3:15	4th/11:45	BU25	Martin 39 FG
at Oklahoma	9	75	3:56	4th/5:12	BU25	Hurd 4 pass from Brewer
KANSAS STATE	11	58	3:43	1st/11:17	BU25	Martin 35 FG
KANSAS STATE	9	51	2:22	2nd/14:40	BU38	Martin 28 FG
KANSAS STATE	10	43	3:32	2nd/9:47	KS43	Brewer 3 run
KANSAS STATE	2	19	0:28	3rd/14:28	KS19	Hurd 1 run
KANSAS STATE	7	71	2:06	4th/8:32	BU29	Mims 21 pass from Brewer
KANSAS STATE	4	67	1:05	4th/6:41	BU33	C. Williams 21 run
KANSAS STATE	12	76	4:18	4th/0:08	BU13	Martin 29 FG
at Texas	12	70	5:49	1st/3:08	BU30	Mims 19 pass from Brewer
at Texas	11	51	4:28	2nd/5:03	BU22	Martin 46 FG
at Texas	6	56	2:04	3rd/4:33	BU44	Hurd 2 run
at West Virginia	9	56	4:20	3rd/9:52	BU44	Fleeks 2 run
at West Virginia	10	75	5:11	3rd/0:23	BU25	McClendon 1 run
OKLAHOMA STATE	6	69	2:30	2nd/8:17	BU31	McClendon 1 run
*OKLAHOMA STATE				2nd/2:24		Ebner 7 blocked punt return
OKLAHOMA STATE	1	75	0:13	3rd/0:12	BU25	Lovett 75 run
OKLAHOMA STATE	8	86	3:12	4th/5:43	BU14	Hurd 36 pass from Brewer
OKLAHOMA STATE	8	55	1:24	4th/0:07	BU45	Mims 6 pass from Brewer
at Iowa State	15	92	7:36	3rd/1:56	BU8	Mims 6 pass from Brewer
at Iowa State	8	70	2:54	4th/12:25	BU30	Stricklin 7 pass from Brewer
TCU	9	80	3:47	1st/5:02	BU20	Brewer 7 run
TCU	10	64	3:38	3rd/6:25	BU20	Martin 33 FG
vs. Texas Tech	19	75	9:10	1st/2:54	BU25	Mims 6 pass from Brewer
vs. Texas Tech	5	75	1:17	2nd/14:10	BU25	Thornton 41 pass from Brewer
vs. Texas Tech	7	75	1:49	3rd/13:11	BU25	Brewer 1 run
vs. Texas Tech	9	67	2:39	3rd/9:57	BU33	Lovett 3 run
vs. Texas Tech	5	75	2:13	4th/12:41	BU25	Mims 16 pass from Brewer
vs. Vanderbilt	12	69	4:48	1st/9:16	BU25	Martin 23 FG
vs. Vanderbilt	9	73	4:35	1st/2:19	BU27	Lovett 12 run
vs. Vanderbilt	8	75	3:50	2nd/11:33	BU25	Hasty 18 run

SCORING DRIVES (CON'T.)

OPPONENT	PLAYS	YDS	TIME	CLOCK	DRIVE START	DRIVE PLAY
vs. Vanderbilt	6	75	2:06	3rd/12:54	BU25	Ebner 34 run
vs. Vanderbilt	10	88	3:42	3rd/4:51	BU12	Brewer 1 run
vs. Vanderbilt	1	75	0:12	4th/9:19	BU25	Ebner 75 pass from Brewer
vs. Vanderbilt	4	75	1:40	4th/1:50	BU25	M. Jones 52 pass from Brewer
AVERAGE DRIVE	7.9	64.2	3:09			

* - not counted toward average drive length

DRIVES SUPERLATIVES

MOST PLAYS:	19 vs. TTU (TD)	FEWEST PLAYS:	1, twice; vs. OSU & Vandy
MOST YARDS:	97 at UTSA (TD)	FEWEST YARDS:	4 at UTSA (FG)
LONGEST TIME:	9:10 vs. TTU (TD)	SHORTEST TIME:	0:12 vs. Vandy (TD)

LONG PLAYS FROM SCRIMMAGE (25-Plus Yards)

YDS	PLAY	OPPONENT (QTR)
75	Lovett run [TD]	OKLAHOMA STATE (3rd)
75	Ebner pass from Brewer [TD]	vs. Vanderbilt (4th)
55	Mims pass from Brewer	ACU (3rd)
54	Hasty run [TD]	ACU (2nd)
52	M. Jones pass from Brewer [TD]	vs. Vanderbilt (4th)
45	Platt pass from Brewer	at Oklahoma (4th)
45	Mims pass from Brewer	at Texas (3rd)
43	Platt pass from McClendon	at Iowa State (4th)
42	Mims pass from Brewer	at UTSA (2nd)
41	Thornton pass from Brewer [TD]	vs. Texas Tech (2nd)
39	Thornton pass from Brewer	DUKE (3rd)
39	Thornton pass from Brewer [TD]	KANSAS (2nd)
39	Platt pass from Brewer	vs. Texas Tech (3rd)
38	Hurd pass from Brewer	at UTSA (3rd)
38	Hasty run	KANSAS (3rd)
38	Brewer run	vs. Vanderbilt (3rd)
37	Hurd run	KANSAS STATE (2nd)
37	Platt pass from Brewer	vs. Texas Tech (4th)
36	Brewer pass from Atkinson	at UTSA (2nd)
36	Hurd pass from McClendon	KANSAS (4th)
36	Hurd pass from Brewer [TD]	OKLAHOMA STATE (4th)
34	Hasty pass from McClendon	ACU (1st)
34	Fleeks pass from Brewer [TD]	KANSAS (2nd)
34	Ebner run [TD]	vs. Vanderbilt (2nd)
33	Hasty blocked punt return [TD]	DUKE (3rd)
33	Ebner pass from Brewer	vs. Vanderbilt (3rd)
31	Lovett run [TD]	ACU (2nd)
31	Hurd pass from Brewer	TCU (2nd)
31	Mims pass from Brewer	vs. Vanderbilt (1st)
30	Mims pass from Brewer	vs. Vanderbilt (1st)
30	Thornton pass from Brewer	vs. Vanderbilt (2nd)
29	Platt pass from Brewer	at UTSA (4th)
28	Bernard interception return	ACU (1st)
28	M. Jones pass from Brewer	DUKE (4th)
28	Thornton pass from Brewer	DUKE (4th)
28	Hurd pass from Brewer	at Iowa State (2nd)
27	Hurd pass from McClendon	OKLAHOMA STATE (2nd)
27	Mims pass from Brewer	TCU (1st)
27	Mims pass from Brewer	vs. Texas Tech (3rd)
26	Hurd pass from Brewer	at Oklahoma (4th)
26	Hurd pass from Brewer	at Texas (2nd)
25	Hurd pass from McClendon [TD]	ACU (1st)
25	Thornton pass from Brewer	at UTSA (4th)
25	Thornton pass from McClendon [TD]	DUKE (4th)
25	Stricklin pass from Brewer	at Iowa State (3rd)

MISCELLANEOUS INFORMATION

OPPONENT	BAYLOR CAPTAINS	COIN TOSS	BAYLOR KO/REC	BAYLOR FIRST PLAY	OPP. FIRST POSSESSION	KICKOFF TIME (SITE)	GAME LENGTH	BU UNIFORM	BU GAME TIME	TEMP	SURFACE	RESULT
Abilene Christian	Jacobs, Lawrence, Lewis, Platt	ACU	REC	Hasty 13 run	Punt	7:05 p.m.	3:59	Green/Green/Gold	94	Turf	W, 55-27	
at UTSA	Blackmar, Galitz, Hurd, X. Jones	BU	KO	Hurd 22 pass from Brewer	Punt	6:05 p.m.	3:12	White/White/White	Indoors	Turf	W, 37-20	
Duke	Lewis, J. Lynch, Roberts, Roy	Duke	REC	Hurd 10 pass from Brewer	Punt	2:32 p.m.	3:31	Green/Gray/Green	89	Turf	L, 27-40	
Kansas	Lovett, Platt, Vaughns, J. Williams	KU	REC	Hurd 4 pass from Brewer	Punt	2:35 p.m.	3:17	Green/Green/White	73	Turf	W, 26-7	
at Oklahoma	Hasty, Johnston, C. Miller, Tecklenburg	BU	KO	Hasty 9 pass from Brewer	Punt	2:36 p.m.	3:47	Green/White/Green	71	Grass	L, 33-66	
Kansas State	Malin, Platt, Roberts, Thomas	KSU	REC	Hurd 12 pass from Brewer	TD	2:40 p.m.	3:37	Green/Gray/Gray	87	Turf	W, 37-34	
at Texas	Blackmar, Lawrence, Lewis, Roberts	BU	KO	Hasty 2 run	FG	2:35 p.m.	3:32	Green/White/White	86	Turf	L, 17-23	
at West Virginia	Blackmar, Hurd, B. Lynch, Roy	WVU	KO	Brewer 2 run	TD	7:05 p.m.	3:16	White/White/White	45	Turf	L, 14-58	
Oklahoma State	X. Jones, Lawrence, Lewis, Vaughns	OSU	REC	M. Jones 14 pass from McClendon	TD	11:05 a.m.	3:32	White/Green/White	68	Turf	W, 35-31	
at Iowa State	Blackmar, Roberts, Thomas, White	ISU	REC	M. Jones 6 pass from Brewer	TD	2:40 p.m.	3:31	White/White/Green	25	Grass	L, 14-28	
TCU	Johnston, Mims, Roy, Tecklenburg	BU	REC	Brewer -2 run	FG	11:05 a.m.	3:32	Black/Black/Gold	61	Turf	L, 9-16	
vs. Texas Tech	Blackmar, Lewis, Platt, Vaughns	TTU	KO	Brewer inc. pass	TD	11:05 a.m.	3:31	White/White/White	Indoors	Turf	W, 35-24	
vs. Vanderbilt	Blackmar, Lawrence, Lewis, Vaughns	VU	KO	Ebner 0 run	TD	8:05 p.m.	3:42	White/White/Gold	Indoors	Turf	W, 45-38	

BAYLOR FOOTBALL 2018

OVERALL: 7-6 (HOME 4-2, ROAD 1-4, NEUTRAL 2-0) | BIG 12 CONFERENCE: 4-5 (HOME 3-1, ROAD 0-4, NEUTRAL 1-0)

BAYLOR SUPERLATIVES

INDIVIDUAL		
Rushes	28	Lovett, John vs Texas Tech (Nov 24, 2018)
Yards Rushing	125	Lovett, John vs Texas Tech (Nov 24, 2018)
TD Rushes	3	Lovett, John vs ACU (Sept 1, 2018)
Long Rush	75	Lovett, John vs Oklahoma State (Nov 03, 2018)
Pass attempts	60	Brewer, Charlie at Oklahoma (Sep 29, 2018)
Pass completions	38	Brewer, Charlie at Oklahoma (Sep 29, 2018)
Yards Passing	400	Brewer, Charlie at Oklahoma (Sep 29, 2018)
TD Passes	3	three times
Long Pass	75	Brewer, Charlie vs Vanderbilt (Dec 27, 2018)
Receptions	11	Mims, Denzel at Oklahoma (Sep 29, 2018)
		Hurd, Jalen vs Kansas State (Oct 06, 2018)
Yards Receiving	136	Hurd, Jalen at UTSA (Sep 8, 2018)
TD Receptions	2	Mims, Denzel vs Texas Tech (Nov 24, 2018)
Long Reception	75	Ebner, Trestan vs Vanderbilt (Dec 27, 2018)
Field Goals	3	Martin, Connor at UTSA (Sep 8, 2018)
		Martin, Connor vs Kansas State (Oct 06, 2018)
Long Field Goal	50	Martin, Connor vs ACU (Sept 1, 2018)
Punts	8	Galitz, Drew at West Virginia (Oct 25, 2018)
Punting Avg	51.0	Galitz, Drew vs Kansas State (Oct 06, 2018)
Long Punt	62	Galitz, Drew vs Oklahoma State (Nov 03, 2018)
Punts inside 20	5	Galitz, Drew vs Kansas (Sep 22, 2018)
Long Punt Return	33	Hasty, JaMycal vs Duke (Sep 15, 2018)
Long Kickoff Return	41	Fleeks, Josh vs Duke (Sep 15, 2018)
Tackles	17	Johnston, Clay vs Oklahoma State (Nov 03, 2018)
Sacks	2.0	Roberts, Greg at Oklahoma (Sep 29, 2018)
Tackles For Loss	2.5	Lynch, James at UTSA (Sep 8, 2018)
Interceptions	1	seven times

TEAM

Rushes	51	vs Texas Tech (Nov 24, 2018)
Yards Rushing	295	vs ACU (Sept 1, 2018)
Yards Per Rush	8.2	vs ACU (Sept 1, 2018)
TD Rushes	5	vs ACU (Sept 1, 2018)
Pass attempts	63	at Oklahoma (Sep 29, 2018)
Pass completions	40	at Oklahoma (Sep 29, 2018)
Yards Passing	416	at Oklahoma (Sep 29, 2018)
Yards Per Pass	11.1	vs ACU (Sept 1, 2018)
TD Passes	3	three times
Total Plays	101	at Oklahoma (Sep 29, 2018)
Total Offense	668	vs Vanderbilt (Dec 27, 2018)
Yards Per Play	9.5	vs ACU (Sept 1, 2018)
Points	55	vs ACU (Sept 1, 2018)
Sacks By	4	vs Kansas (Sep 22, 2018); vs Oklahoma State (Nov 03, 2018)
First Downs	38	vs Kansas State (Oct 06, 2018)
Penalties	13	vs Kansas (Sep 22, 2018)
Penalty Yards	141	vs Kansas (Sep 22, 2018)
Turnovers	4	at West Virginia (Oct 25, 2018)
Interceptions By	2	vs Kansas State (Oct 06, 2018); vs Texas Tech (Nov 24, 2018)
Punts	8	at West Virginia (Oct 25, 2018)
Punting Avg	51.0	vs Kansas State (Oct 06, 2018)
Long Punt	62	vs Oklahoma State (Nov 03, 2018)
Punts inside 20	5	vs Kansas (Sep 22, 2018)
Long Punt Return	33	vs Duke (Sep 15, 2018)

OPPONENT SUPERLATIVES

INDIVIDUAL		
Rushes	22	Barnes, Alex, vs Kansas State (Oct 06, 2018)
Yards Rushing	250	Barnes, Alex, vs Kansas State (Oct 06, 2018)
TD Rushes	3	Barnes, Alex, vs Kansas State (Oct 06, 2018)
Long Rush	79	Bush, Tevin, at West Virginia (Oct 25, 2018)
Pass attempts	41	Cornelius, T., vs Oklahoma State (Nov 03, 2018)
Pass completions	26	Anthony, L., vs ACU (Sept 1, 2018)
Yards Passing	432	Murray, Kyler, at Oklahoma (Sep 29, 2018)
TD Passes	6	Murray, Kyler, at Oklahoma (Sep 29, 2018)
Long Pass	86	Murray, Kyler, at Oklahoma (Sep 29, 2018)
Receptions	11	Collin Johnson, at Texas (Oct 13, 2018)
Yards Receiving	139	Sills V, David, at West Virginia (Oct 25, 2018)
TD Receptions	2	five players
Long Reception	86	Lamb, CeeDee, at Oklahoma (Sep 29, 2018)
Field Goals	3	Cameron Dicker, at Texas (Oct 13, 2018)
		Staley, Evan, at West Virginia (Oct 25, 2018)
Long Field Goal	47	three players
Punts	7	three players
Punting Avg	59.0	Sinor, Zach, vs Oklahoma State (Nov 03, 2018)
Long Punt	65	Thompson, Kyle, vs Kansas (Sep 22, 2018)
Punts inside 20	4	Parker, A, vs Duke (Sep 15, 2018)
Long Punt Return	39	Bowman, De'Quan, vs Texas Tech (Nov 24, 2018)
Long Kickoff Return	62	Bowman, De'Quan, vs Texas Tech (Nov 24, 2018)
Tackles	17	Murray, Kenneth, at Oklahoma (Sep 29, 2018)
Sacks	2.0	Perkins, Ronnie, at Oklahoma (Sep 29, 2018)
		Kelly, Caleb, at Oklahoma (Sep 29, 2018)
		Charle Omenihu, at Texas (Oct 13, 2018)
Tackles For Loss	4.0	Banogu, Ben, vs TCU (Nov 17, 2018)
Interceptions	1	13 players

TEAM

Rushes	47	vs Oklahoma State (Nov 03, 2018)
Yards Rushing	319	vs Kansas State (Oct 06, 2018)
Yards Per Rush	12.0	vs Vanderbilt (Dec 27, 2018)
TD Rushes	4	vs Kansas State (Oct 06, 2018); vs Vanderbilt (Dec 27, 2018)
Pass attempts	42	vs Oklahoma State (Nov 03, 2018)
Pass completions	27	vs ACU (Sept 1, 2018)
Yards Passing	432	at Oklahoma (Sep 29, 2018)
Yards Per Pass	18.8	at Oklahoma (Sep 29, 2018)
TD Passes	6	at Oklahoma (Sep 29, 2018)
Total Plays	89	vs Oklahoma State (Nov 03, 2018)
Total Offense	607	at Oklahoma (Sep 29, 2018)
Yards Per Play	11.2	at Oklahoma (Sep 29, 2018)
Points	66	at Oklahoma (Sep 29, 2018)
Sacks By	6	at Oklahoma (Sep 29, 2018)
First Downs	32	vs Oklahoma State (Nov 03, 2018)
Penalties	12	vs Oklahoma State (Nov 03, 2018)
Penalty Yards	133	vs Oklahoma State (Nov 03, 2018)
Turnovers	3	vs Kansas State (Oct 06, 2018)
Interceptions By	3	at West Virginia (Oct 25, 2018)
Punts	8	vs TCU (Nov 17, 2018)
Punting Avg	50.0	at West Virginia (Oct 25, 2018)
Long Punt	65	vs Kansas (Sep 22, 2018)
Punts inside 20	4	vs Duke (Sep 15, 2018)
Long Punt Return	39	vs Texas Tech (Nov 24, 2018)

RED ZONE

OPPONENT	SCORE	TIMES IN		POINTS	TDS	RUSH TDS	PASS TDS	FGS	FGA	DOWNS	FAILED TO SCORE INSIDE 20					GAME
		RED ZONE	SCORES								INT	FUM	PUNT	HALF		
Abilene Christian	55-27	5	5	31	4	3	1	1	1	0	0	0	0	0	0	
at UTSA	37-20	4	4	24	3	1	2	1	1	0	0	0	0	0	0	
Duke	27-40	2	2	13	2	2	0	0	0	0	0	0	0	0	0	
Kansas	26-7	2	2	10	1	0	1	1	1	0	0	0	0	0	0	
at Oklahoma	33-66	5	5	30	4	2	2	1	1	0	0	0	0	0	0	
Kansas State	37-34	6	5	22	2	2	0	3	4	0	0	0	0	0	0	
at Texas	17-23	3	2	14	2	1	1	0	0	0	0	0	0	0	1	
at West Virginia	14-58	3	2	14	2	2	0	0	0	1	0	0	0	0	0	
Oklahoma State	35-31	5	2	14	2	0	2	0	0	1	0	0	0	0	0	
at Iowa State	14-28	7	2	14	2	0	2	0	2	2	0	0	1	0	0	
TCU	9-16	3	2	9	1	1	0	1	1	0	0	1	0	0	0	
vs. Texas Tech	35-24	4	4	28	4	2	2	0	0	0	0	0	0	0	0	
vs. Vanderbilt	45-38	6	4	24	3	3	0	1	2	0	1	0	0	0	0	
Totals		55	41	247	32	19	13	9	13	6	1	1	1	0	1	
Opponents		36	33	167	21	13	8	12	14	1	0	0	0	0	0	

SEASON PCT. (OVERALL):	41 of 55 (75%)	SEASON PCT. (TDS):	32 of 55 (58%)
SEASON PCT. (NO SCORE):	14 of 55 (25%)	SEASON PCT. (FGS):	9 of 55 (16%)

BAYLOR ROSTER

ALPHABETICAL ROSTER

NO.	PLAYER, POS.
1	Grayland Arnold, CB
16	Jared Atkinson, WR
12	Kalon Barnes, CB
18	Brandon Bass, QB
29	Davis Baucum, WR
30	Will Baxter, WR
56	Blake Bedier, OL
36	Ricardo Benitez, CB
26	Terrel Bernard, LB
8	Henry Black, S
11	Gerry Bohanon, QB
16	Bo Brewer, QB
12	Charlie Brewer, QB
32	Tyrone Brown, LB
23	Zeke Brown, CB
38	Koby Bullard, FB
31	Jacoby Clarke, RB
89	Logan Compton, TE
41	Jake Copeland, LB
39	Colby Delashaw, S
73	Davis DiVall, OL
44	Dru Dixon, RB
25	Trestan Ebner, RB
75	Elijah Ellis, OL
84	Jaylen Ellis, WR
21	Josh Fleeks, WR
90	TJ Franklin, DT
63	Jake Fruhmorgen, OL
76	Connor Galvin, OL
65	Blake George, OL
37	Cody George, TE
80	Jackson Gleeson, WR
98	Josh Grant, K
95	Gabe Hall, DT
25	Byron Hanspard, Jr., CB
6	JaMycal Hasty, RB
82	Tyler Henderson, TE
87	Christoph Henle, TE
18	Gavin Holmes, WR
11	Jameson Houston, CB
45	Bryson Jackson, LB
4	Clay Johnston, LB
66	Colby Johnston, OL
84	Marques Jones, WR
52	Matt Jones, LB
22	Qualan Jones, RB
61	Khalil Keith, OL
70	Jackson Kimble, OL
78	Henry Klinge III, OL
92	Josh Landry, DT
47	Alex Lanham, CB
9	James Lockhart, DE
50	Ashton Logan, LB
49	Collin Losack, S
7	John Lovett, RB
2	Blake Lynch, LB
93	James Lynch, DT
50	Paul Matavao-Poialli, OL
46	Ross Maticscik, LS
96	Cole Maxwell, DT
95	John Mayers, K
17	Garret McGuire, QB
58	Michael McNair, LB
42	Jairon McVea, S
3	Chris Miller, S
64	Ryan Miller, DT
37	Mark Milton, CB
5	Denzel Mims, WR
15	Tripp Mitchell, WR
77	Jason Moore, OL

NUMERICAL ROSTER

No.	Name	Pos.	Ht.	Wt.	Class.	Exp.	Hometown / Previous
1	Grayland Arnold	CB	5-10	190	Jr.	2L	Kountze, Texas / Kountze HS
2	Blake Lynch	LB	6-3	225	Sr.	3L	Gilmer, Texas / Gilmer HS
3	Chris Miller	S	6-0	191	Sr.	3L	Frisco, Texas / Lone Star HS
4	Clay Johnston	LB	6-1	232	Sr.	3L	Abilene, Texas / Wylie HS
5	Denzel Mims	WR	6-3	215	Sr.	3L	Daingerfield, Texas / Daingerfield HS
6	JaMycal Hasty	RB	5-9	205	Sr.	3L	Longview, Texas / Longview HS
7	John Lovett	RB	6-0	212	Jr.	2L	Burlington, N.J. / Cherokee HS
8	Henry Black	S	6-0	206	Sr.	3L	Shreveport, La. / Woodlawn HS
9	James Lockhart	DE	6-2	263	Sr.	1L	Ennis, Texas / Ennis HS / Texas A&M
11	Gerry Bohanon	QB	6-3	221	R-Fr.	RS	Earle, Ark. / Earle HS
11	Jameson Houston	CB	5-11	200	Sr.	3L	Austin, Texas / St. Michael's Academy
12	Kalon Barnes	CB	6-0	186	So.	1L	Silsbee, Texas / Silsbee HS
12	Charlie Brewer	QB	6-1	206	Jr.	2L	Austin, Texas / Lake Travis HS
13	R.J. Sneed	WR	6-1	200	So.	1L	Cypress, Texas / Cypress Ranch HS
13	Raleigh Texada	CB	5-10	180	Jr.	1L	Frisco, Texas / Centennial HS
14	Chris Platt	WR	5-11	172	Gr.	4L	Willis, Texas / Willis HS
14	Jacob Zeno	QB	6-1	204	Fr.	HS	San Antonio, Texas / John Jay HS
15	Tripp Mitchell	WR/QB	6-1	190	Fr.	HS	Camarillo, Calif. / Oaks Christian HS
16	Jared Atkinson	WR	6-3	216	Jr.	2L	Mesquite, Texas / Horn HS
16	Bo Brewer	QB	5-11	190	Fr.	HS	Richardson, Texas / Pearce HS
17	Garret McGuire	QB	5-10	185	So.	SQ	Cedar Hill, Texas / Cedar Hill HS
17	Peyton Powell	WR/QB	6-1	187	Fr.	HS	Odessa, Texas / Odessa Permian HS
18	Brandon Bass	QB	5-10	190	R-Fr.	RS	Addison, Texas / Trinity Christian
18	Gavin Holmes	WR	5-11	193	So.	1L	Justin, Texas / Northwest HS
20	Craig Williams	RB	5-8	173	R-Fr.	RS	Crosby, Texas / Crosby HS
20	Brandon White	CB	6-0	181	Fr.	HS	Amarillo, Texas / Tascosa HS
21	Josh Fleeks	WR	5-11	188	So.	1L	Dallas, Texas / Cedar Hill HS
22	Qualan Jones	RB	5-11	230	Fr.	HS	Grand Prairie, Texas / Trinity Christian
22	JT Woods	S	6-2	190	So.	1L	San Antonio, Texas / Steele HS
23	Zeke Brown	CB	6-0	180	Jr.	1L	Midlothian, Texas / Midlothian HS
24	Jalen Pitre	LB	6-0	212	Jr.	2L	Stafford, Texas / Stafford HS
25	Trestan Ebner	RB	5-11	208	Jr.	2L	Henderson, Texas / Henderson HS
25	Byron Hanspard, Jr.	CB	6-0	181	R-Fr.	RS	DeSoto, Texas / DeSoto HS
26	Terrel Bernard	LB	6-1	222	So.	1L	La Porte, Texas / La Porte HS
28	Abram Smith	RB	5-11	205	So.	1L	Abilene, Texas / Abilene HS
28	Solo Turner	LB	6-1	230	Fr.	HS	Frisco, Texas / Prestonwood Christian
29	Davis Baucum	WR	5-10	189	R-Fr.	TR	Mesquite, Texas / Dallas Christian / Jacksonville
29	Christian Morgan	S	6-1	211	So.	1L	Houston, Texas / Porter HS
30	Will Baxter	S	6-0	193	R-Fr.	RS	Amarillo, Texas / Tascosa HS
30	Hakeem Vance	S	6-1	207	Fr.	HS	Olive Branch, Miss. / Hattiesburg HS
31	Jacoby Clarke	RB	6-0	195	Fr.	HS	The Woodlands, Texas / HS
31	Griffin Speaks	S	6-0	185	Fr.	HS	Auburn, Ala. / HS
32	Tyrone Brown	LB	6-4	205	Fr.	HS	Beaumont, Texas / Beaumont United HS
32	Skyler Wetzel	RB	5-9	190	Jr.	TR	San Antonio, Texas / Reagan HS / Tarleton St.
33	Jonah White	RB	6-0	208	Fr.	HS	Merkel, Texas / HS
33	Will Williams	S	6-2	205	Fr.	HS	El Paso, Texas / Chapin HS
34	Blake Perdue	WR	6-0	189	Jr.	JC	Amarillo, Texas / Midland College
34	Owen Rogers	LB	6-2	211	Sr.	1L	Phoenix, Ariz. / Brophy College Prep / Arizona State
35	Trystan Slinker	LB	5-11	222	Jr.	TR	Cache, Okla. / Cache HS / Southern Nazarene
35	Shevin Smith	CB	5-11	165	Fr.	HS	Savannah, Ga. / Islands HS
36	Ricardo Benitez	CB	4-2	110	R-Fr.	RS	Plano, Texas / Plano West HS
37	Cody George	TE	6-2	256	Sr.	SQ	Lorena, Texas / Lorena HS
37	Mark Milton	CB	6-1	182	R-Fr.	RS	Houston, Texas / Clear Brook HS
38	Koby Bullard	FB	6-1	231	Jr.	1L	La Vernia, Texas / La Vernia HS
38	Jordan Williams	LB	6-0	223	Sr.	3L	Paris, Texas / Paris HS
39	Colby Delashaw	S	6-0	194	R-Fr.	RS	Frisco, Texas / Wakeland HS
40	Kolby White	WR	5-8	170	Fr.	HS	Sugar Land, Texas / Elkins HS
41	Jake Copeland	LB	6-0	220	Jr.	1L	Southlake, Texas / Southlake HS / Navarro JC
42	Jairon McVea	S	5-9	185	Jr.	2L	Richmond, Texas / George Ranch HS
44	Dru Dixon	RB	6-0	255	So.	SQ	Phoenix, Ariz. / Pinnacle HS
45	Bryson Jackson	LB	6-2	211	So.	SQ	Mansfield, Texas / Lake Ridge HS
46	Ross Maticscik	LS	6-0	235	Sr.	3L	McKinney, Texas / McKinney Boyd HS
46	Garmon Randolph	DE	6-7	242	Fr.	HS	Jefferson, Ga. / HS
47	Alex Lanham	CB	5-10	165	Fr.	HS	Trabuco Canyon, Calif. / St. Margaret's Episcopal
49	Collin Losack	S	5-10	180	Fr.	HS	Colleyville, Texas / Heritage HS
50	Ashton Logan	LB	6-1	232	So.	1L	Temple, Texas / Temple HS
50	Paul Matavao-Poialli	OL	6-4	277	Fr.	HS	Daly City, Calif. / Jefferson HS

BAYLOR ROSTER**NUMERICAL ROSTER**

No.	Name	Pos.	Ht.	Wt.	Class.	Exp.	Hometown / Previous
51	Jackson Shupp	DE	6-4	246	R-Fr.	RS	The Woodlands, Texas / The Woodlands HS
52	Matt Jones	LB	6-3	237	Fr.	HS	Odessa, Texas / Odessa Permian HS
52	Sam Tecklenburg	OL	6-4	310	Sr.	3L	Plano, Texas / Plano HS
54	Brayden Utley	DT	6-1	257	R-Fr.	RS	Huntington Beach, Calif. / Loyola HS
55	Xavier Newman	OL	6-2	307	Jr.	2L	Desoto, Texas / Desoto HS
56	Blake Bedier	OL	6-5	302	Jr.	JC	Lehi, Utah / Lehi HS / Snow College
57	Johncarlo Valentin	OL	6-4	320	Sr.	1L	Philadelphia, Pa. / Imhotep Charter / ASA College
58	Michael McNair	LB	6-2	236	Jr.	SQ	Richardson, Texas / Plano East
58	Ty Smith	OL	6-3	294	So.	SQ	Argyle, Texas / Argyle HS
61	Khalil Keith	OL	6-5	320	So.	1L	Alpine, Ala. / Winterboro HS
63	Jake Fruhmorgen	OL	6-6	305	Sr.	1L	Tampa, Fla. / Plant HS / Clemson
64	Ryan Miller	DT	6-2	289	Jr.	2L	Southlake, Texas / Carroll HS
65	Blake George	OL	6-4	255	Fr.	HS	Lorena, Texas / HS
66	Colby Johnston	OL	6-4	270	Fr.	HS	Plano, Texas / Plano East HS
67	Thor Rodoni	LS	6-2	211	Jr.	SQ	Los Banos, Calif. / Pacheco HS
70	Jackson Kimble	OL	6-3	303	R-Fr.	RS	Southlake, Texas / Carroll HS
71	Jim Threet	OL	6-5	310	Jr.	SQ	Sunnyvale, Texas / Sunnyvale HS
73	Davis DiVall	OL	6-4	293	Fr.	HS	Scottsdale, Ariz. / Notre Dame Prep / Bridgton Academy
74	Prince Pines	OL	6-4	339	R-Fr.	RS	Baton Rouge, La. / Tara HS
75	Elijah Ellis	OL	6-6	279	Fr.	HS	Paris, Texas / HS
76	Connor Galvin	OL	6-7	302	So.	1L	Katy, Texas / Katy HS
77	Jason Moore	OL	6-3	296	So.	SQ	Frisco, Texas / Independence HS
78	Henry Klinge III	OL	6-5	304	So.	SQ	Southlake, Texas / Carroll HS
79	Casey Phillips	OL	6-5	303	R-Fr.	RS	Franklin, Texas / Franklin HS
80	Jackson Gleeson	WR	6-0	185	R-Fr.	RS	Mansfield, Texas / Mansfield HS
81	Tyquan Thornton	WR	6-3	176	So.	1L	Miami, Fla. / Booker T. Washington HS
82	Tyler Henderson	TE	6-4	248	So.	1L	Kyle, Texas / Lehman HS
82	Kyle Peterson	WR	6-0	163	Jr.	JC	Thousand Oaks, Calif. / Thousand Oaks HS / Moorpark College
83	Russell Morrison	WR	5-11	192	Jr.	SQ	Katy, Texas / Cinco Ranch HS
84	Jaylen Ellis	WR	6-0	186	Fr.	HS	Round Rock, Texas / Cedar Ridge HS
84	Marques Jones	WR	6-2	211	Sr.	2L	McKinney, Texas / McKinney HS
85	Sam Snyder	TE	6-5	209	Fr.	HS	Fleming Island, Fla. / Fleming Island HS
86	Ben Sims	TE	6-4	256	R-Fr.	RS	San Antonio, Texas / Clark HS
87	Christoph Henle	TE	6-6	259	So.	1L	Innsbruck, Austria / The Oakridge School
88	Bralen Taylor	DE	6-7	261	R-Fr.	RS	Cuero, Texas / Cuero HS
89	Logan Compton	TE	6-3	218	Fr.	HS	Cypress, Texas / Tomball HS
89	Jay Sedwick	K	5-11	211	So.	1L	Arlington, Texas / Grace Prep
89	Yusuf Terry	WR	6-3	189	Fr.	HS	Philadelphia, Pa. / Imhotep Institute Charter
90	TJ Franklin	DT	6-4	294	Fr.	HS	Temple, Texas / Temple HS
91	Rob Saulin	TE/DT	6-5	302	So.	1L	Pennsville, N.J. / Pennsville Memorial HS
92	Josh Landry	DT	6-1	277	R-Fr.	RS	Houston, Texas / Lamar HS
93	James Lynch	DT	6-4	295	Jr.	2L	Round Rock, Texas / Round Rock HS
94	Harrison White	DT	6-5	263	Fr.	HS	Houston, Texas / Klein HS
95	Gabe Hall	DT	6-5	305	Fr.	HS	Waller, Texas / HS
95	John Mayers	K	5-10	184	R-Fr.	RS	Flower Mound, Texas / Marcus HS
96	Cole Maxwell	DT	6-5	295	So.	SQ	Allen, Texas / Allen HS
97	Issac Power	P	6-1	200	R-Fr.	RS	Castle Rock, Colo. / Ponderosa HS
97	Niadré Zouzoua	DE	6-4	237	Jr.	JC	Brockton, Mass. / Brockton HS / Monroe College
98	Chidi Ogbonnaya	DT	6-5	290	So.	1L	Houston, Texas / Langham Creek HS
98	Josh Grant	K	6-0	185	So.	TR	Flower Mound, Texas / HS / Western Michigan
99	Noah Rauschenberg	K	6-1	203	Fr.	HS	Tulsa, Okla. / Union HS
99	Bravvion Roy	DT	6-1	333	Sr.	3L	Spring, Texas / Spring HS

ALPHABETICAL ROSTER

NO.	PLAYER, POS.
29	Christian Morgan, S
83	Russell Morrison, WR
55	Xavier Newman, OL
98	Chidi Ogbonnaya, DT
34	Blake Perdue, WR
82	Kyle Peterson, WR
79	Casey Phillips, OL
74	Prince Pines, OL
24	Jalen Pitre, LB
14	Chris Platt, WR
17	Peyton Powell, WR/QB
97	Issac Power, P
46	Garmon Randolph, DE
99	Noah Rauschenberg, K
67	Thor Rodoni, LS
34	Owen Rogers, LB
99	Bravvion Roy, DT
91	Rob Saulin, DT
89	Jay Sedwick, K
51	Jackson Shupp, DE
86	Ben Sims, TE
35	Trystan Slinker, LB
28	Abram Smith, RB
35	Shevin Smith, CB
58	Ty Smith, OL
13	R.J. Sneed, WR
85	Sam Snyder, TE
31	Griffin Speaks, S
88	Bralen Taylor, DE
52	Sam Tecklenburg, OL
89	Yusuf Terry, WR
13	Raleigh Texada, CB
81	Tyquan Thornton, WR
71	Jim Threet, OL
28	Solo Turner, LB
54	Brayden Utley, DT
57	Johncarlo Valentin, OL
30	Hakeem Vance, S
32	Skyler Wetzel, RB
20	Brandon White, CB
94	Harrison White, DT
33	Jonah White, RB
40	Kolby White, CB
20	Craig Williams, RB
38	Jordan Williams, LB
33	Will Williams, S
22	JT Woods, S
14	Jacob Zeno, QB
97	Niadré Zouzoua, DE

COACHING STAFF

Head Coach: Matt Rhule (Penn State, 1997)

Associate Head Coach/Defensive Ends: Joey McGuire (UT Arlington, 1995)

Defensive Coordinator: Phil Snow (Cal State Hayward, 1978)

Co-Offensive Coordinator/Running Backs: Jeff Nixon (Penn State, 1998)

Co-Offensive Coordinator/Quarterbacks: Glenn Thomas (Texas Tech, 1998)

Asst. Coach/Offensive Line: Shawn Bell (Baylor, 2006)

Asst. Coach/Cornerbacks/Recruiting Coordinator: Evan Cooper (Temple, 2009)

Asst. Coach/Wide Receivers/Passing Game Coordinator: Frisman Jackson (Northern Illinois, 2009)

Asst. Coach/Defensive Line: Frank Okam (Texas, 2007)

Asst. Coach/Tight Ends: Marcus Satterfield (ETSU, 1999)

Asst. Coach/Special Teams Coordinator/Linebackers: Mike Siravo (Boston College, 1998)