

BAYLOR

BASKETBALL GAME NOTES



Follow Baylor Basketball on Twitter, Instagram and Facebook: @BaylorMBB

GAME 29

NR/NR **BAYLOR** (19-9, 10-5 Big 12) vs. 16/15 **KANSAS STATE** (21-7, 11-4 Big 12)



March 2, 2019 • 7:05 p.m. CT • Watch: ESPN2 and ESPN App • Listen: ESPN Central Texas and Sirius/XM
Manhattan, Kan. • Bramlage Coliseum (12,528) • Social Media: @BaylorMBB | #SicKState | #1TGF

MEDIA INFORMATION

TV: ESPN2 and ESPN App

Talent: Rich Hollenberg (pxp), Robbie Hummel (analyst)

BU Radio: Baylor-IMG College / ESPN Central Texas

Talent: John Morris (pxp), Pat Nunley (analyst)

Satellite: XM 382, Internet 973

Social Media: @BaylorMBB | #SicKState | #1TGF

All-Time Series K-State leads 22-18

Waco Series tied 8-8

Manhattan K-State leads 11-8

Neutral K-State leads 3-2

Drew Era K-State leads 15-11

First Meeting 3/20/48 — BU 60-52 (Kansas City)

Last Season 1/22/18 — KSU 90-83 (Waco)

3/3/18 — KSU 77-67 (Manhattan)

This Season 2/9/19 — KSU 70-63 (Waco)

2018-19 SCHEDULE & RESULTS

DATE	BU	OPP	OPPONENT	TV	TIME
N6	—	—	TEXAS SOUTHERN	FSSW-Alt.	L, 69-72
N10	—	—	SOUTHERN ¹	FSSW	W, 80-53
N12	—	—	PRAIRIE VIEW A&M	FSSW-Alt.	W, 91-80
N16	—	—	NICHOLLS STATE ¹	FSSW	W, 81-54
N23	—	—	vs. Ole Miss ²	CBSSN	L, 70-78
N24	—	—	vs. George Mason ²	ECTV	W, 72-61
N27	—	—	SOUTH DAKOTA	FSSW+	W, 63-57
D1	—	—	at Wichita State	CBSSN	L, 63-71
D15	—	-/rv	at Arizona	ESPN2	W, 58-49
D18	—	—	STEPHEN F. AUSTIN	FSSW-Alt.	L, 58-59
D21	—	—	OREGON	ESPN2	W, 57-47
D29	—	—	NEW ORLEANS	FSSW+	W, 84-44
J5	—	rv/rv	• at TCU	ESPNU	L, 81-85
J8	—	20/21	• IOWA STATE	ESPNEWS	W, 73-70
J12	—	7/9	• KANSAS	ESPN	L, 68-73
J14	—	—	• at Oklahoma State	ESPNU	W, 73-69
J19	—	8/9	• TEXAS TECH	ESPN2	W, 73-62
J21	—	—	• at West Virginia	CBSSN	W, 85-73
J26	—	—	ALABAMA ³	ESPNU	W, 73-68
J28	-/rv	rv/rv	• at Oklahoma	ESPNU	W, 77-47
F2	-/rv	rv/rv	• TCU	ESPNU	W, 90-64
F6	rv/rv	-/rv	• at Texas	LHN	L, 72-84
F9	rv/rv	rv/rv	• KANSAS STATE	ESPN2	L, 63-70
F11	—	—	• OKLAHOMA	ESPN2	W, 59-53
F16	—	15/15	• at Texas Tech	ESPN	L, 61-86
F19	—	19/20	• at Iowa State	ESPN2	W, 73-69
F23	—	—	• WEST VIRGINIA	ESPNU	W, 82-75
F27	rv/rv	—	• TEXAS	ESPN2	W, 84-83 <i>OT</i>
M2	rv/rv	16/15	• at Kansas State	ESPN2	7 p.m.
M6	—	—	• OKLAHOMA STATE	ESPN2	8 p.m.
M9	—	—	• at Kansas	ESPN/2	1 p.m.
M13-16	—	—	Big 12 Championship ⁴	TBD	TBD

SCHEDULE KEY

1 — Emerald Coast Classic (Waco, Texas); 2 — Emerald Coast Classic (Niceville, Fla.); 3 — SEC/Big 12 Challenge (Waco, Texas);

4 — Big 12 Championship (Sprint Center; Kansas City, Mo.)

Rankings: AP/Coaches; All times Central

BAYLOR ATHLETICS COMMUNICATIONS

DAVID KAYE

Assistant AD

254-709-5147 • David_Kaye@baylor.edu

STORY LINES

- Baylor looks to avenge its loss 3 weeks ago in a rematch against K-State Saturday night in Manhattan.
- Saturday is the 41st all-time meeting between Baylor and K-State. BU is 18-22 against KSU.
- Baylor is 6-6 against Kansas State since 2014, but K-State has won 5 in a row against the Bears.
- With a win, BU can improve to 11-5 in Big 12 play, tying the 3rd-most conference wins in program history.
- Baylor has won 3 straight and its looking to tie the 7th-longest Big 12 winning streak in BU history.
- BU is coming off an 84-83 OT win vs. Texas. The Bears trailed by 17 with less than 9 minutes left.
- BU seeks its 5th Big 12 road win, which would tie its 3rd-most in a season (6-3 in 2012 & 2017).
- Baylor lost 70-63 when it faced K-State in Waco on Feb. 9. The Bears were without four projected starters, but led by 7 points with less than 10 minutes left before K-State closed on a 29-15 run.
- K-State out-rebounded BU 33-32, the only time BU has been out-rebounded in Big 12 play this year.
- Baylor has double-digit Big 12 wins for the 4th time in the last 5 seasons and 6th time in 10 years. Prior to 2010, Baylor hadn't won 10+ conference games since 1988 Southwest Conference play.
- **Jared Butler** is this week's Big 12 Newcomer of the Week after averaging 14.5 ppg, 4.5 apg and 4.0 rpg.
- **Mario Kegler** has averaged 23.5 points, 8.5 rebounds and 3.0 assists in Baylor's last 2 games.
- **Devonte Bando** is averaging a team-best 15.8 ppg and 2.8 made 3-pointers/gm in the last 6 games.
- **Makai Mason** has been limited in the last 6 games with a toe injury, **King McClure** has missed 5 of 6 with a knee injury, **Tristan Clark** has missed 14 straight games, and **Jake Lindsey** has missed the entire season.
- All told, those 4 projected starters have missed 56 total games, including 35 in Big 12 play.
- In 14 games since **Clark's** season-ending injury, BU is shooting 40% on 3-pointers, making 9.7 3FGs per game and scoring 73.8 ppg. Those numbers are up from 29%, 6.6 3FGs and 71.4 ppg prior to the injury.
- Four Bears are shooting 40%+ from 3-point range since Clark's injury — **Bando** (45%, 2.1/gm), **Butler** (44%, 2.7/gm), **McClure** (43%, 1.7/gm) and **Kegler** (41%, 1.3/gm).
- **Flo Thamba** and **Gillespie** have combined for 8.7 ppg, 8.3 rpg and 2.1 bpg in 32.7 mpg in 14 games since Clark's injury. Prior to the injury they averaged 2.4 ppg, 2.9 rpg and 0.9 bpg in 12.8 mpg.
- **Gillespie** is averaging 7.5 ppg, 5.9 rpg, 1.9 bpg and shooting 71% (35-49) over the last 10 games. He entered that stretch with 25 points, 30 rebounds and 4 blocks over his previous 10 games (2.5 ppg, 3.0 rpg, 0.4 bpg).
- **Butler** joined the starting lineup with Clark out and is averaging 12.7 ppg and 3.9 apg in 14 starts.
- **Butler** is shooting 44% on 3FGs (38-87) since becoming a starter after 23% (10-44) in his first 14 games.
- **Butler** is 5th in the Big 12 with 3.7 assists/gm in league play and has made a 3-pointer in 14 straight games.
- Over his last 10 games, **Kegler** is averaging a team-high 13.2 points and ranks 2nd with 5.8 rebounds.
- **Kegler** is shooting 46% on 3FGs (15-33) in his last 10 games after 14% (5-35) in his previous 12 games.
- **Mark Vital** leads the Big 12 and ranks 8th nationally with 3.6 offensive rebounds per game.
- BU is leads the nation in offensive rebounding percentage (39.3), its 6th straight year in the nation's top 10.
- In Big 12 play, Baylor leads the league in scoring offense (74.3), assists (14.9/gm), 3-point pct. (.393), 3-pointers made (9.5/gm), rebounding margin (+6.7/gm) and offensive efficiency (112.9).

TEAM INFORMATION

BAYLOR (19-9, 10-5 Big 12)	
Ranking	RV-31st — AP, RV-29th — Coaches
Head Coach	Scott Drew (Butler, 1993)
Career Record	335-215 (17th season)
BU Record	315-204 (16th season)
vs. Kansas State	11-15

KANSAS STATE (21-7, 11-4 Big 12)	
Ranking	16th — AP, 15th — Coaches
Head Coach	Bruce Weber (Wisconsin-Milwaukee, 1978)
Career Record	459-242 (21st season)
KSU Record	146-87 (7th season)
vs. Baylor	8-6
SID	Tom Gilbert — tgilbert@kstatesports.com

LAST GAME STARTERS

#	P	NAME	YR	PPG	RPG	APG	MPG
10	G	Makai Mason	RSr.	14.6	2.4	3.1	31.6
4	F	Mario Kegler	RSo.	10.7	6.0	1.3	27.8
12	G	Jared Butler	Fr.	9.6	3.0	2.9	25.9
11	F	Mark Vital	RSo.	6.9	7.1	2.0	27.6
33	F	Freddie Gillespie	RJr.	5.0	4.5	1.1*	17.2

#	P	NAME	YR	PPG	RPG	APG	MPG
5	G	Barry Brown	Sr.	15.3	4.1	2.6	34.6
32	F	Dean Wade	Sr.	12.9	6.3	2.7	29.7
20	G	Xavier Sneed	Jr.	10.3	5.4	2.0	30.7
3	G	Kamau Stokes	Sr.	10.1	2.8	3.3	31.4
14	F	Makol Mawien	Jr.	6.7	4.5	0.6*	21.2

* - Blocks per game

PRONUNCIATIONS

John JAKUS	JAYK-us
Matthew MAYER	MYE-er
OBIM OKEKE	OH-bihm oh-KAY-kay
MACIO Teague	may-SEE-oh
Mark VITAL	VYE-tuhl

PARTICIPATION

CONSECUTIVE STARTS

30	Mark Vital
22	Mario Kegler
14	Jared Butler
6	Freddie Gillespie
3	Makai Mason

CONSECUTIVE GAMES PLAYED

53	Mark Vital
28	Devonte Bando, Jared Butler, Matthew Mayer
23	Flo Thamba
22	Mario Kegler
14	Freddie Gillespie
3	Makai Mason
1	King McClure

CAREER STARTS

66	MaCio Teague (66 at UNC Asheville)
56	King McClure
53	Makai Mason (30 at Yale)
53	Mario Kegler (31 at Mississippi State)
46	Mark Vital
44	Tristan Clark
31	Freddie Gillespie (23 at Carleton)
18	Jake Lindsey
15	Jared Butler
7	Devonte Bando
1	Darius Allen

CAREER GAMES PLAYED (NCAA)

123	King McClure
103	Jake Lindsey
85	Makai Mason (62 at Yale)
67	MaCio Teague (67 at UNC Asheville)
61	Mark Vital
54	Mario Kegler (32 at Mississippi State)
51	Freddie Gillespie (31 at Carleton)
48	Tristan Clark
34	Davion Mitchell (34 at Auburn)
28	Devonte Bando, Jared Butler, Matthew Mayer
27	Flo Thamba
15	Obim Okeke
12	Darius Allen

ON THE CALL

- Saturday's game will be broadcast on ESPN2 with Rich Hollenberg and Robbie Hummel calling the action.
- Hollenberg is on his 4th BU game this season after games in Waco vs. Kansas (1/12), Alabama (1/26) and K-State (2/9).
- Hummel is calling his first BU game since Baylor's Big 12 Championship quarterfinal loss to WVU last season. Hummel also played against Baylor in **Scott Drew's** first NCAA Tournament game as head coach in 2008.

QUICK HITS

- Baylor has won 19+ games in 8 straight seasons and is seeking its 10th 20-win season in the last 12 years.
- **Scott Drew** is in his 16th season in Waco and is the Bears' all-time wins leader (315-204).
- Drew is coaching his 520th game at Baylor (315-204). His .607 winning percentage is best in BU history among coaches with 40+ games, and his teams have a .675 winning percentage since 2007-08 (281-135).
- Baylor is 34-36 in Big 12 road games since 2012, second-best in the league behind only Kansas (43-23).
- Baylor is 1 of 16 teams nationally to appear in every postseason since 2012 (5 NCAAs, 2 NITs).
- Baylor is 29-2 when leading at halftime since the start of the 2017-18 season (14-2 this season).
- BU is 87-18 since 2015-16 when leading at any point in the 2nd half of a game (19-3 this season).
- BU is 99-74 in Big 12 play in 10 seasons since 2010 after going 59-149 in the league's first 13 seasons.
- BU has won 8+ Big 12 games in 8 straight seasons after winning 8+ just 3 times in the league's first 15 years.
- Baylor is one of nine teams to be nationally ranked in each of the last 11 seasons dating back to 2007-08 – Baylor, Duke, Gonzaga, Kansas, Kentucky, Louisville, Michigan State, Notre Dame and North Carolina.
- BU is 41-69 against AP-ranked teams since 2007-08 after going 0-27 in Drew's first 4 rebuilding seasons.
- Baylor defeated 7 top-10 teams in the last 3 seasons, including a 6-3 mark vs. top-10 teams in Waco.
- Baylor is 12-22 against AP Top 10 teams since March 2012. BU started the Drew era 1-26 vs. top-10.
- Baylor has won 89% of its games when leading at the half since 2011-12 (148-18).
- Baylor is 190-88 over the last 7 seasons, averaging 24.4 wins per season since 2012.
- Baylor's 190 wins since 2011-12 are second-most in the Big 12 behind only Kansas (231).
- Baylor is 281-135 since 2007-08, the first year Drew's staff had a full allotment of scholarships.
- Baylor beat Alabama to move to 5-1 all-time in Big 12/SEC Challenges, the best record of any team in either league.
- Baylor has the nation's 11th-longest active streak with at least one 3-point FG made in 897 straight games – the last time Baylor failed to make a 3-pointer was more than 29 years ago, on Feb. 21, 1990 vs. Texas Tech (0-8).

SERIES HISTORY VS. KANSAS STATE

- Saturday is the 41st all-time series meeting. K-State leads the series 22-18, including 11-8 in Manhattan.
- K-State has won the last 5 series meetings after snapping Baylor's 4-game series winning streak in February 2017.
- Since Big 12 double round-robin play began in 2012, BU has swept the season series twice (2014, 2016) and K-State has swept the season series twice (2013, 2018). The teams split in 2012, 2015 and 2017.
- The Wildcats won 70-63 when the teams met in Waco on Feb. 9 this season.

FOUR PROJECTED STARTERS HAVE MISSED SIGNIFICANT TIME

- Baylor has had four projected starters miss significant time due to injuries. **Makai Mason** (toe) has missed 2 of the last 6 and **King McClure** (knee) has missed 5 of 6, while **Tristan Clark** (knee) and **Jake Lindsey** (hip) are out for the season.
- Those four starters all missed the Feb. 9 game vs. K-State and the Feb. 16 game at Texas Tech, both losses.
- All told, those four starters have combined to miss 56 games this season, including 35 games in Big 12 play.

2018-19 BAYLOR BASKETBALL ROSTER

NO.	NAME	POS	HT	WT	CL.-EXP.	HOMETOWN/PREVIOUS SCHOOL
0	Flo Thamba	F	6-10	245	Fr.-HS	Kinshasa, Democratic Republic of Congo/Mountain Mission School [Va.]
1	Darius Allen	G	6-4	205	Jr.-JC	Melbourne, Fla./Chaminade-Madonna Prep (Palm Beach [Fla.] State)
2	Devonte Bando	G	6-3	195	Jr.-JC	Brampton, Ont./Faith Baptist HS (Hutchinson [Kan.] CC)
3	King McClure	G	6-3	215	Sr.-3L	Dallas, Texas/Triple A Academy
4	Mario Kegler	G/F	6-7	230	RSo. [^] -SQ	Jackson, Miss./Oak Hill Academy (Mississippi State)
5	MaCio Teague	G	6-3	190	Jr. [#] -TR	Cincinnati, Ohio/Walnut Hills HS (UNC Asheville)
10	Makai Mason	G	6-1	185	RSr. [^] -TR	Greenfield, Mass./Hotchkiss School (Yale)
11	Mark Vital	G/F	6-5	230	RSo. [^] -1L	Lake Charles, La./Advanced Prep International
12	Jared Butler	G	6-3	185	Fr.-HS	Reserve, La./Riverside Academy
13	Jackson Moffatt	G/F	6-6	210	Fr.-HS	Magnolia, Texas/Magnolia HS
15	Obim Okeke	G	6-0	225	Jr.-SQ	Las Vegas, Nev./Bishop Gorman HS
22	Jake Lindsey	G	6-5	200	Sr.-3L	Houston, Texas/Olympus HS [Utah]
24	Matthew Mayer	G/F	6-9	200	Fr.-HS	Austin, Texas/Westlake HS
25	Tristan Clark	F	6-9	240	So.-1L	San Antonio, Texas/Wagner HS
33	Freddie Gillespie	F	6-8	240	RJr. [^] -SQ	St. Paul, Minn./East Ridge HS (Carleton)
45	Davion Mitchell	G	6-1	200	So. [#] -TR	Hinesville, Ga./Liberty County HS (Auburn)

[^] - sat out 2016-17 as redshirt * - sat out 2017-18 as redshirt # - will sit out 2018-19 to satisfy NCAA transfer rules

COACHING & SUPPORT STAFF

Head Coach: Scott Drew (Butler, 1993), 17th season overall, 16th season at Baylor
Associate Head Coach: Jerome Tang (Charter Oak State, 2007), 16th season
Assistant Coaches: Alvin Brooks III (Idaho State, 2002), 3rd season; John Jakus (Trinity International, 1999), 2nd season
Special Assistant & Director of Player Development: Jared Nuness (Valparaiso, 2001), 9th season
Director of Operations: Bill Peterson (Eckerd, 1979), 2nd season
Associate Director of Operations & Recruiting: Aditya Malhotra (Baylor, 2006), 6th season
Director of Video Operations: Ty Beard (Baylor, 2009), 2nd season

BEARS RALLY FROM 17 DOWN IN FINAL 9 MINUTES, BEAT TEXAS IN OVERTIME

- Baylor trailed 40-29 at halftime and 62-45 with 9 minutes left, but the Bears rallied to force overtime, and **Mario Kegler** hit the game-winning free throws with 3.2 seconds left to give Baylor an 84-83 win over Texas on Feb. 27.
- **Kegler** posted his 2nd-straight 20-point game with a career-high 24 points, while **Devonte Bando** scored 16 of his 18 points in the 2nd half, and **Jared Butler** hit crucial shots in crunch time as part of his 15 points.
- It was the largest deficit overcome in the last 10 minutes of a game in the Drew era, and the 19-point deficit overcome was Baylor's largest in a win since rallying from 22 down to beat Louisville in the 2016 Battle 4 Atlantis championship.

3-GUARD LINEUP AND UNHERALDED BIG MEN LEADING BEARS' RESURGENCE

- Baylor switched to a 3-guard lineup after **Tristan Clark's** season-ending injury, swapping freshman guard **Jared Butler** into the starting lineup. The Bears moved 6-foot-5 sophomore **Mark Vital** to the starting 5-spot.
- In 14 games without Clark, Baylor (10-4) is making 3.3more 3-pointers per game (9.7 from 6.4), shooting 11% higher from 3-point range (40% from 29%) and scoring 2.4 more points per game (73.8 from 71.4).
- **Butler** in 14 games since becoming a starter — 12.7 ppg, 3.9 rpg, 3.9 apg, 2.7 3FGM/gm and 44% on 3-pointers.
- **Butler's** first 14 games prior to Clark injury — 6.5 ppg, 2.0 rpg, 1.9 apg, 0.7 3FGM/gm and 23% on 3-pointers.
- **Freddie Gillespie** and **Flo Thamba** combined in 14 games since Clark's injury — 8.7 ppg, 8.3 rpg, 2.1 bpg in 32.7 mpg.
- Prior to the injury **Gillespie** and **Thamba** combined to average 2.4 ppg, 2.9 rpg and 0.9 bpg in 12.8 mpg.
- **Devonte Bando's** first 14 games — 6.8 ppg, 34% 3FGs; **Bando's** last 14 games — 10.6 ppg, 45% 3FGs.
- **Mario Kegler** is also averaging 11.8 ppg, up from 8.8 ppg, and shooting 3-pointers at 41% (18-44), up from 8% (2-24).

A WIN WOULD ...

- Be **Scott Drew's** 316th win at Baylor and the 336th of his Division I coaching career.
- Give BU 11 Big 12 wins, tying the 3rd-most in program history behind only the 12-6 records in 2012 and 2017.
- Move BU into a tie for 1st or 2nd in the Big 12 standings and clinch a top-5 seed at the Big 12 Championship.
- Be Baylor's 5th Big 12 road win of the season, tying the 3rd-most in program history (6-3 in 2012 and 2017).
- Extend Baylor's Big 12 winning streak to 4 games, tying the 7th-longest Big 12 winning streak in BU history.
- Snap a 5-game losing streak vs. K-State and improve Baylor's series record to 19-22, including 9-11 in Manhattan.
- Give BU 20+ wins in 10 of the last 12 seasons. BU had 20+ wins in only 3 seasons prior to that stretch.
- Improve Baylor's record to 100-74 in Big 12 play since 2010 after going 59-149 in the league's first 13 seasons.

ONE OF THE GREATEST REBUILDS IN NCAA HISTORY

- **Scott Drew** became Baylor head coach in 2003, starting of one of the greatest rebuilds in NCAA history.
- Drew is now in his 16th season at Baylor and is the school's all-time wins leader (315).
- Baylor is one of nine teams to be nationally ranked in each of the last 11 seasons dating back to 2007-08 — Baylor, Duke, Gonzaga, Kansas, Kentucky, Louisville, Michigan State, Notre Dame and North Carolina.
- Baylor has had a nation-leading four players selected in the NBA Draft since 2010 who weren't ranked in the ESPN100 out of high school — Quincy Acy, Ekpe Udoh, Pierre Jackson and Taurean Prince.
- Six Baylor players have been selected in the last six NBA Drafts, 10th-most nationally.
- In Drew's first 15 seasons at Baylor, 38 players have gone on to professional careers.
- Drew (48) is the youngest of 11 coaches to take his current program to four Sweet 16s since 2010.
- The Bears have advanced to postseason play in a school-record seven straight seasons (5 NCAA, 2 NIT).
- BU is 20-4 in regular-season tournaments since 2013-14, including wins in 14 of its last 15 games.
- Drew has won 20+ games in nine of the last 11 years — the Bears had 3 seasons of 20+ wins prior to his arrival.

DREW ERA HIGHLIGHTS

- Drew is coaching his 520th game at Baylor (315-204). His .607 winning percentage is best in BU history.
- Baylor has a .675 winning percentage (281-135) since Drew's first year with no scholarship restrictions in 2007-08 and a .683 winning percentage (190-88) over the last 7 seasons since 2011-12.
- In Drew's 16 seasons as Baylor head coach, BU has been ranked in 211 of 520 games. Prior to Drew, BU was ranked in 2 of 2,197 games over 97 seasons. In 11 seasons since 2008-09, BU has been ranked in 208 of 385 games.
- BU has graduated 91 percent of its scholarship seniors since Drew took over in 2003 (31 of 34).
- In Drew's first 15 seasons at Baylor, 38 players have gone on to professional careers.
- Baylor has won 5 tournament titles under Drew — 2007 Paradise Jam, 2011 Las Vegas Classic, 2013 Postseason NIT, 2016 Battle 4 Atlantis and 2017 Hall of Fame Classic. BU is 20-4 in regular-season tournaments since 2013-14.

DOMINANT DEFENSIVE PERFORMANCES

- Baylor's defense has held 3 high-major teams to their lowest scoring totals in more than 5 years.
- BU held Arizona to 49 points in Tucson on Dec. 1, becoming the first team to hold UA below 50 since Feb. 26, 2011.
- Baylor limited Oregon to 47 points on Dec. 15, the Ducks' fewest points in a game since Feb. 21, 2013.
- Baylor held Oklahoma to 47 points in Norman on Jan. 28, the Sooners' fewest in a game since Nov. 23, 2012.

TWENTY-THREE WINS VS. RANKED TEAMS IN LAST FIVE SEASONS

- Baylor has gone 23-29 against ranked teams since the start of the 2014-15 season (3-2 this season).
- BU is 3-2 vs. ranked opponents this season with wins vs. No. 8 Texas Tech, vs. No. 20 Iowa State and at No. 19 Iowa State, and losses to No. 7 Kansas and at No. 15 Texas Tech.
- BU is 41-69 against AP-ranked teams since 2007-08 after going 0-27 in Drew's first four rebuilding seasons.
- Baylor has won multiple games vs. AP Top 25 teams in each of the last 12 seasons.
- BU has knocked off seven AP top-10 teams in the last 3 seasons (7-7 vs. AP Top 10).



SCOTT DREW
HEAD COACH
16TH SEASON

THE DREW FILE

PERSONAL

Birthdate: Oct. 23, 1970
Birthplace: Kansas City, Mo.
Family: Wife, Kelly; daughter Mackenzie, sons Peyton and Brody

EDUCATION

College: Butler, 1993; Valparaiso, 1994 (Master's)

COACHING EXPERIENCE

1993-01 Valparaiso (assistant coach)
2001-02 Valparaiso (associate head coach)
2002-03 Valparaiso (head coach)
2003-pres. Baylor (head coach)

THE DREW WORKSHEET

YEAR	SCHOOL	OVERALL	CONF.
2002-03	Valparaiso	20-11	12-2
2003-04	Baylor	8-21	3-13
2004-05	Baylor	9-19	1-15
2005-06†	Baylor	4-13	4-12
2006-07	Baylor	15-16	4-12
2007-08	Baylor ¹	21-11	9-7
2008-09	Baylor ²	24-15	5-11
2009-10	Baylor ¹	28-8	11-5
2010-11	Baylor	18-13	7-9
2011-12	Baylor ¹	30-8	12-6
2012-13*	Baylor ²	23-14	9-9
2013-14	Baylor ¹	26-12	9-9
2014-15	Baylor ¹	24-10	11-7
2015-16	Baylor ¹	22-12	10-8
2016-17	Baylor ¹	27-8	12-6
2017-18	Baylor ²	19-15	8-10
2018-19	Baylor	19-9	10-5
TOTAL	17th season	335-215	135-146
BAYLOR	16th season	315-204	123-144

† Baylor played no non-conference schedule due to NCAA sanctions.
* Two of Baylor's wins were credited to interim head coach Jerome Tang.
¹ NCAA Tournament Appearances | ² NIT Appearances

DREW VS. 2018-19 OPPONENTS

OPPONENT	CAREER
Alabama	1-1
Arizona	1-0
George Mason	1-0
Iowa State	14-12
Kansas	4-23
Kansas State	11-15
New Orleans	1-0
Nicholls State	1-0
Oklahoma	12-22
Oklahoma State	17-15
Ole Miss	1-1
Oregon	2-1
Prairie View A&M	9-0
South Dakota	1-0
Southern	9-0
Stephen F. Austin	2-2
Texas	16-21
TCU	12-3
Texas Southern	8-1
Texas Tech	18-13
West Virginia	10-7
Wichita State	1-2
CAREER W-L TOTAL	335-215

MISCELLANEOUS STATISTICS

Current Streak.....	Won 3
Current Home Streak.....	Won 3
Current Road/Neutral Streak.....	Won 1
Last Win.....	Feb. 27 vs. Texas (84-83 07)
Last Home Win.....	Feb. 27 vs. Texas (84-83 07)
Last Away Win.....	Feb. 19 at Iowa State (73-69)
Last Loss.....	Feb. 16 at Texas Tech (61-86)
Last Home Loss.....	Feb. 9 vs. Kansas State (63-70)
Last Away Loss.....	Feb. 16 at Texas Tech (61-86)

2018-19 RECORD BY STARTING LINEUP

Mason (g), Butler (g), McClure (g), Kessler (f), Vital (f).....	6-2
Mason (g), McClure (g), Kessler (f), Vital (f), Clark (f).....	5-3
Mason (g), Butler (g), Kessler (f), Vital (f), Gillespie (f).....	4-0
Mason (g), McClure (g), Bando (g), Vital (f), Clark (f).....	2-1
McClure (g), Bando (g), Vital (g), Clark (f), Gillespie (f).....	2-0
Butler (g), Bando (g), Kessler (f), Vital (f), Gillespie (f).....	0-2
Butler (g), McClure (g), Allen (g), Vital (f), Clark (f).....	0-1

RECORD WHEN...

	2018-19	DREW	ERA
	ALL	B12	
Leading or tied at halftime	15-2	8-0	253-45
Trailing at halftime	4-7	2-5	64-159
Shoot 50 percent or higher	5-0	3-0	148-12
Shoot lower than 50 percent	14-9	7-5	169-192
Shoot higher pct than opponent	14-2	6-1	276-28
Shoot lower percentage than opp	5-7	4-4	41-176
Opp. shoot lower than 50 percent	16-6	8-2	300-109
Opp. shoot 50 percent or higher	3-3	2-3	17-95
Score fewer than 60 points	3-1	1-0	12-50
Score 60-plus points	16-8	9-5	305-154
Score 70-plus points	15-3	9-2	267-66
Score 80-plus points	9-1	5-1	135-12
Score 90-plus points	2-0	1-0	57-3
Score 100-plus points	0-0	0-0	20-0
Opp. score fewer than 50 points	4-0	1-0	33-1
Opp. score fewer than 60 points	8-1	2-0	115-9
Opp. score fewer than 70 points	14-1	6-0	222-51
Opp. score fewer than 80 points	17-6	9-2	298-137
Opp. score 80-plus points	2-3	1-3	19-67
Opp. score 90-plus points	0-0	0-0	3-19
More rebounds than opponent	18-5	10-3	243-76
Equal/fewer rebounds than opp.	1-4	0-2	74-128
40+ rebounds	8-2	4-1	125-30
Fewer than 40 rebounds	11-7	6-4	192-174
Fewer turnovers than opp.	9-2	4-0	156-65
Equal/more turnovers than opp.	10-7	6-5	161-139
Games decided by 5 or fewer pts	5-4	4-2	67-59
OT games	0-0	0-0	18-5
Games as AP ranked team	0-0	0-0	148-63
Games vs. AP ranked opponents	3-2	3-2	41-96
Games following a loss	8-2	4-1	105-94
Games following a win	11-6	6-4	211-111
More points in paint than opp.	9-8	2-4	224-84
Equal/fewer pts in paint than opp.	10-1	8-1	93-120
More points off TO than opp.	10-2	5-1	190-68
Equal/fewer pts off TO than opp.	9-7	5-4	127-136
More bench points than opp.	11-6	5-3	184-100
Equal/fewer bench points than opp.	8-3	5-2	133-104
More 2nd-chance points than opp.	16-6	9-4	183-107
Equal/fewer 2nd-ch. pts than opp.	3-3	1-1	134-97
Playing in November	5-2	0-0	72-14
Playing in December	3-2	0-0	73-19
Playing in January	6-2	5-2	68-63
Playing in February	5-3	5-3	60-68
Playing in March	0-0	0-0	42-39
Playing in April	0-0	0-0	2-1

BUTLER STEPS INTO STARTING ROLE WITH CLARK OUT

- Freshman guard **Jared Butler** leads the team with a 1.48 assist-to-turnover ratio (80a/54t). He's played in all 28 games and joined the starting lineup for the last 14 games with **Tristan Clark's** injury (2 starts at PG, 12 at SG).
- In 14 starts with Clark out, Butler is averaging 12.7 points, 3.9 assists and 3.9 rebounds in 31.2 minutes per game.
- Butler is shooting 44% on 3FGs (38-of-87) and has made at least one 3-pointer in all 14 games since becoming a starter after shooting 23% (10-of-44) in his first 14 games. He's made multiple 3-pointers in 12 of 14 games since Clark's injury.
- In Big 12 play, Butler ranks 5th in the league with 3.7 assists per game and 7th with a .434 3-point percentage.
- Butler has scored in double-figures in 7 straight and 11 of 14 games since joining the starting lineup.

KEGLER BREAKING OUT AFTER LONG LAYOFF

- **Mario Kessler** went 629 days between games after sitting out the 2017-18 following his transfer from Mississippi State and then missing the first 6 games this season. He has started the last 22 games.
- In his last 10 games, Kessler leads the team with 13.2 ppg and ranks 2nd on the squad with 5.8 rpg.
- Kessler's 3-point shooting has drastically improved from 8% (2-24) prior to the Clark injury to 41% (18-44) since.
- Kessler has posted career-high points in each of his last 2 games. He had his first double-double with 23 points and 10 rebounds vs. West Virginia, then followed with a career-high 24 points and 7 rebounds in an OT win vs. Texas.
- Kessler has made a 3-pointer in 7 straight games and is shooting 50% (13-26) from 3-point range in that stretch.
- Kessler has also posted 11 assists in his last 3 games (3.7 apg) after dishing 17 assists over his first 19 games (0.9 apg).

MASON PUTTING UP BIG NUMBERS AFTER MISSING TWO SEASONS

- **Makai Mason** has started 23 games after missing the majority of the previous 2+ seasons due to injury.
- He has been limited and missed 2 of the last 6 games after a toe injury in practice on Feb. 4. Baylor is 3-1 in games he's played since the injury (wins vs. OU, at ISU, vs. WVU; loss at UT) and 0-2 without him (losses vs. KSU and at TTU).
- In Big 12 play, Mason ranks 8th in the league with 15.1 points per game and 8th with 3.2 assists per game.
- Mason had the 7th 40-point game in program history vs. TCU (2/2). He set a program record for points in a Big 12 game and went 9-of-12 from 3-point range, tying the 2nd-most made 3-pointers in program history.
- Mason posted a then-season-high 29 points in 38 minutes of BU's win at West Virginia (1/21).
- Mason had a then-season-high 25 points in the win over No. 20 Iowa State (1/8), including 7 points in the final 2 minutes.
- Mason reached 1,000 points for his Division I career in the Feb. 19 win at Iowa State (680 at Yale, 335 at Baylor).

LONE RETURNING SENIOR MCCLURE RETURNS AFTER MISSING 5 STRAIGHT

- Senior **King McClure**, Baylor's lone player with 3+ years in the program, missed 5 games with knee soreness before returning Wednesday vs. Texas. He has played in 123 games at BU, including a team-high 56 career starts.
- McClure played 7 first-half minutes off the bench on Wednesday vs. Texas, but did not play after the break.
- McClure slid to the starting 3-spot with Clark's injury. He posted a career-high 29 points with 9 rebounds and 4 assists in a career-high 38 minutes of the Jan. 14 win at Oklahoma State.
- McClure has made 2 starts this season as point guard, 9 starts as shooting guard and 11 starts at the 3-spot.
- McClure has posted 20+ points 4 times this season after doing so in 1 of 100 games over his first 3 years.
- In 8 games played since Clark's injury, McClure is averaging 9.4 points, 6.1 rebounds, 2.1 assists and 1.0 steals.

VITAL DOING THE DIRTY WORK

- Despite being undersized at 6-foot-5, **Mark Vital** slid to the starting 5-spot with **Tristan Clark** out. Vital leads the Big 12 and ranks 8th nationally in offensive rebounding (3.6), and ranks 4th in the Big 12 in total rebounding (7.1 rpg).
- Vital stepped up with big men in foul trouble to post 15 points and 14 rebounds in the Feb. 23 win vs. West Virginia.
- Vital led the Bears with a then-career-high 14 points on 6-of-8 shooting in the Feb. 6 game at Texas.
- Vital had team-highs with 13 rebounds, 5 assists and 2 steals in 32 minutes of the Jan. 14 win at Oklahoma State.
- In 14 games with Clark out, Vital is averaging 7.7 ppg, 7.0 rpg (3.8 offensive), 2.0 apg and 1.0 bpg.
- Vital posted 17 rebounds in Baylor's win at Arizona, which were 3 more than all Arizona players combined (14).

PROTECTING HALFTIME LEADS

- Baylor went 15-0 last season when leading at halftime and is 32-2 in its last 34 games when leading at the half.
- Baylor has won 89% of its games (147-18) when leading at the half since 2011-12 (14-2 in 2018-19, 15-0 in 2017-18, 18-3 in 2016-17, 18-2 in 2015-16, 21-7 in 2014-15, 18-2 in 2013-14, 17-1 in 2012-13 and 26-1 in 2011-12).
- BU has won 38% of games in which its been tied or trailing at the half since 2011-12, going 43-70 in those.
- BU has led at halftime in 165 of 278 games over the last eight seasons, and BU is 190-88 since 2011-12.

NON-CONFERENCE HIGHLIGHTS

- Baylor finished 9-4 in non-conference play, with marquee wins at Arizona, vs. Oregon and vs. Alabama.
- BU out-rebounded Alabama 35-31 on Jan. 26, becoming the 2nd team to out-rebound UA in 19 games this season.
- BU held Oregon to 47 points on Dec. 15, the Ducks' fewest in a game since scoring 46 vs. Cal on Feb. 21, 2013.
- BU won 58-49 at Arizona on Dec. 1, becoming the first team to hold UA below 50 points since Feb. 26, 2011.
- The win at Arizona snapped the Wildcats 52-game non-conference home winning streak.
- Baylor improved to 11-4 vs. the Pac-12 in the Drew era and 10-5 against SEC teams since 2012-13.
- Baylor is 35-9 in games against non-Big 12 teams over the last 3 seasons, including home victories against No. 4 Oregon, No. 7 Xavier, Oregon and Alabama, neutral site wins vs. No. 10 Louisville, vs. No. 24 Michigan State, vs. VCU, vs. USC, vs. Wisconsin and vs. Creighton and road wins at Arizona and Ole Miss.

2018-19 BAYLOR BASKETBALL GAME NOTES

BEARS PICKED 9TH IN BIG 12 PRESEASON COACHES POLL

- Baylor was picked 9th in the 2019 Big 12 Preseason Coaches Poll, ahead of only Oklahoma State.
- BU received 20 points, one point back of Oklahoma in 8th and 10 points ahead of 10th place Oklahoma State.
- Baylor's 9th-place projection is the lowest the Bears have been picked since 2009-10, when BU was tabbed 10th, won 28 games and tied for second place in the league before advancing to the NCAA Tournament Elite Eight.

BEARS GRIND OUT WIN, SWEEP SEASON SERIES VS. WEST VIRGINIA

- Baylor trailed 70-66 with 3 minutes left, but BU went on a 10-0 run to pull out an 82-75 win over WVU on Feb. 23.
- **Mario Kegler's** 3-pointer with 2:23 left gave Baylor the lead for good, and **Jared Butler's** 3-point play with 1:21 remaining extended the lead to 75-70. **Kegler** made 6 straight free throws to close the game.
- **Kegler** had his first double-double with career-highs of 23 points and 10 rebounds, while **Mark Vital** added his 2nd double-double with 15 points and 14 rebounds. **Devonte Bando** had 22 points in 33 minutes off the bench.

BEARS COMPLETE SWEEP WITH WIN AT NO. 19 IOWA STATE

- Baylor pulled off an upset at No. 19 Iowa State on Feb. 19, beating the Cyclones 73-69 to finish a season sweep.
- Baylor became the only visiting team to win 3 games at Hilton Coliseum in the last 5 seasons (2015, 2016, 2019).
- There were 10 second-half lead changes, but BU never trailed by more than 2 points in the 2nd half.
- **Freddie Gillespie** had his first double-double with career-highs of 14 points and 10 rebounds, while **Jared Butler** added team-highs of 17 points and 5 assists. **Makai Mason** contributed 14 points in his return from a toe injury.

SHORT-HANDED BEARS SUFFER WORST LOSS SINCE 2016 AT NO. 15 TEXAS TECH

- Baylor again played without four projected starters in an 86-61 loss at No. 15 Texas Tech on Feb. 16.
- BU held Tech to .407 from the field (22-of-54), but the Red Raiders converted 30-of-35 free throws.
- Freshman **Jared Butler** had team-highs of 16 points, 4 assists and 37 minutes, while **Mario Kegler** added 15 points.
- The 25-point margin-of-defeat was Baylor's worst since Jan. 2, 2016 at Kansas.

BEARS GET BACK ON TRACK, SWEEP SEASON SERIES OVER OKLAHOMA

- Baylor got 19 points off the bench from **Devonte Bando**, including a 3-pointer that gave BU the lead for good as part of a game-ending 9-2 run to finish off a season sweep of Oklahoma with a 59-53 win on Monday.
- **Makai Mason** returned after missing one game and posted 8 assists, the most by a BU player this season.
- **Jared Butler** added 11 points and 5 rebounds and combined with Bando to go 8-of-13 from 3-point range.
- **Freddie Gillespie's** lone points came on a putback that gave BU a 57-53 lead with 36 seconds left.

SHORT-HANDED BEARS UNABLE TO FINISH POTENTIAL UPSET OF K-STATE

- A short-handed Baylor squad playing without 4 projected starters nearly pulled off an upset against the Big 12's top team before falling 70-63 on Feb. 9. The Bears led by 7 points with 9:50 remaining, but K-State closed on a 29-15 run.
- **Devonte Bando** posted a team-high 15 points in 36 minutes, both his most since Nov. 12.
- **Freddie Gillespie** made his first start since Nov. 12 and had career-highs with 13 points, 9 rebounds and 31 minutes.
- Walk-on **Obim Okeke** played a career-high 10 minutes as back-up point guard, doubling his previous career-high.

SIX-GAME WINNING STREAK SNAPPED AT TEXAS

- Baylor's 6-game winning streak ended with an 84-72 loss at Texas on Feb. 6. The Bears fell behind early with **Makai Mason** limited to 5 points in 23 minutes while playing through a toe injury suffered in practice two days prior.
- BU made one more field goal than Texas, but UT made up the difference with 13 more made free throws in 19 more attempts. BU got into early foul trouble and finished with a season-high 28 fouls. Seven Bears had 3+ fouls.
- The loss snapped Baylor's 6-game winning streak against Texas, which was the longest in series history.

MASON'S 40 KEY BAYLOR'S ROUT OF TCU

- **Makai Mason** posted the 7th 40-point game in program history, as the Bears routed TCU 90-64 on Feb. 2.
- Mason scored 27 points in the 2nd half, including going 8-of-8 from the field (6-of-6 from 3-point range) in the first 7:22 of game time after the break. His 40 points set the Baylor record for points in a Big 12 game.
- Mason finished 9-of-12 from 3-point range, tying the 2nd-most made 3-pointers in program history.
- **Freddie Gillespie** posted career-highs of 11 points, 7 rebounds and 3 blocks in just 17 minutes off the bench.

BALANCED BEARS DOMINATE AT OKLAHOMA

- **Makai Mason** led a balanced BU attack with 12 points, as the Bears rolled to a 77-47 win at Oklahoma on Jan. 28.
- All 11 Baylor players made field goals in the game, with 7 different players posting 7+ points.
- BU shot 54% from the field and 50% from 3-point range (10-of-20), while OU was held to 27% from the field.
- Baylor held OU to its fewest points in a home game since March 6, 2004, and the 30-point margin of victory was the largest by any team playing at Oklahoma since Kansas won by 31 points on Feb. 5, 1963.

KEGLER'S BIG DAY LEADS BU TO BIG 12/SEC CHALLENGE WIN OVER ALABAMA

- **Mario Kegler** had game-highs with 17 points and 7 rebounds to lead Baylor to a 73-68 win over Alabama on Jan. 26.
- There were 12 ties and 12 lead changes in the game, and BU trailed 59-56 with 5 minutes left.
- The Bears got 13 points and 4 assists from **Makai Mason**, while **Freddie Gillespie** chipped in a career-high 8 points in 16 minutes off the bench. **Matthew Mayer** added 9 points, 5 rebounds and 3 assists off the bench.
- BU controlled the glass 35-31, becoming the 2nd team to out-rebound Alabama in 19 games this season.

SEASON HONORS

JARED BUTLER

Big 12 Newcomer of the Week (Feb. 25)

TRISTAN CLARK

Big 12 Player of the Week (Dec. 31)
Emerald Coast Classic All-Tournament Team

FREDDIE GILLESPIE

Academic All-Big 12 First Team

JAKE LINDSEY

Academic All-Big 12 First Team

MAKAI MASON

Big 12 co-Newcomer of the Week (Jan. 28)
Big 12 Player of the Week (Feb. 4)
NCAA.com National Player of the Week (Feb. 4)
Google Cloud Academic All-District 7

KING MCCLURE

Big 12 co-Player of the Week (Jan. 21)

DOUBLE-FIGURE GAMES

POINTS	18-19	CAREER
Makai Mason	18	53 (35 at Yale)
Jared Butler	14	14
Tristan Clark	11	21
Mario Kegler	11	27 (16 at Mississippi State)
Devonte Bando	10	10
Mark Vital	8	17
King McClure	7	33
Matthew Mayer	5	5
Freddie Gillespie	3	17 (14 at Carleton)

REBOUNDS	18-19	CAREER
Mark Vital	6	8
Freddie Gillespie	2	11 (9 at Carleton)
King McClure	2	2
Mario Kegler	2	2
Tristan Clark	1	3

DOUBLE-DOUBLES	18-19	CAREER
Mark Vital	2	2
Freddie Gillespie	1	5 (4 at Carleton)
Tristan Clark	1	3
King McClure	1	1
Mario Kegler	1	1

20+ POINTS	18-19	CAREER
Makai Mason	4	13 (9 at Yale)
King McClure	4	5
Tristan Clark	2	2
Devonte Bando	2	2
Mario Kegler	2	2
Jared Butler	1	1
Freddie Gillespie	—	1 (1 at Carleton)

LARGEST LEADS & DEFICITS

	W/L	HALFTIME SCORE	HALFTIME MARGIN	LARGEST LEAD	LARGEST DEFICIT
Texas So.	L	69-72	+13 (40-27)	+17	-3
Southern	W	80-53	+3 (31-27)	+29	-2
PVAMU	W	91-80	+11 (47-36)	+18	—
Nicholls St.	W	81-54	+16 (37-21)	+40	-2
vs. Ole Miss	L	70-78	-4 (39-43)	+2	-13
vs. GMU	W	72-61	+1 (28-27)	+14	-4
South Dakota	W	63-57	-2 (27-29)	+6	-9
at Wichita State	L	63-71	-29 (15-44)	—	-33
at Arizona	W	58-49	-3 (20-23)	+11	-6
SFA	L	58-59	+8 (33-25)	+10	-3
Oregon	W	57-47	+12 (28-16)	+16	-2
New Orleans	W	84-44	+16 (37-21)	+45	-3
at TCU	L	81-85	-12 (28-40)	+2	-19
Iowa State	W	73-70	+8 (38-30)	+8	-7
Kansas	L	68-73	-10 (25-35)	+2	-23
at Oklahoma St.	W	73-69	+5 (40-35)	+5	-8
Texas Tech	W	73-62	+2 (33-31)	+13	-13
at West Virginia	W	85-73	+15 (46-31)	+21	-1
Alabama	W	73-68	+6 (36-30)	+6	-5
at Oklahoma	W	77-47	+18 (39-21)	+30	-2
TCU	W	90-64	+11 (39-28)	+29	-2
at Texas	L	72-84	-15 (30-45)	+2	-18
Kansas State	L	63-70	-2 (21-39)	+7	-9
Oklahoma	W	59-53	— (31-31)	+11	-7
at Texas Tech	L	61-86	-13 (32-45)	+2	-25
at Iowa State	W	73-69	+4 (38-34)	+10	-4
West Virginia	W	82-75	-3 (37-40)	+10	-7
Texas	W	84-83 OT	-11 (29-40)	+4	-19

GAME TRENDS

	W/L	SCORE	TIME LEADING	TIME TRAILING	TIME TIED
Texas So.	L	69-72	36:20	2:18	1:22
Southern	W	80-53	35:26	1:28	3:06
PVAMU	W	91-80	38:41	—	1:19
Nicholls St.	W	81-54	36:00	3:12	0:48
vs. Ole Miss	L	70-78	0:32	36:09	3:19
vs. GMU	W	72-61	29:55	8:18	1:47
South Dakota	W	63-57	8:05	30:13	1:42
at Wichita State	L	63-71	—	38:16	1:44
at Arizona	W	58-49	14:50	17:01	8:09
SFA	L	58-59	27:47	6:35	5:38
Oregon	W	57-47	38:25	0:50	0:45
New Orleans	W	84-44	31:53	5:22	2:45
at TCU	L	81-85	0:21	37:43	1:56
Iowa State	W	73-70	22:47	12:31	4:42
Kansas	L	68-73	0:19	38:25	1:16
at Oklahoma St.	W	73-69	16:34	19:23	4:03
Texas Tech	W	73-62	22:19	15:54	1:47
at West Virginia	W	85-73	39:38	0:09	0:13
Alabama	W	73-68	19:24	11:21	9:15
at Oklahoma	W	77-47	35:43	2:34	1:43
TCU	W	90-64	36:38	2:01	1:21
at Texas	L	72-84	0:19	38:46	0:55
Kansas State	L	63-70	19:28	12:16	8:16
Oklahoma	W	59-53	20:16	12:20	7:24
at Texas Tech	L	61-86	0:38	35:55	3:27
at Iowa State	W	73-69	30:55	5:46	3:19
West Virginia	W	82-75	6:32	29:39	3:49
Texas	W	84-83 OT	7:38	34:08	3:14
TOTAL			577:23	458:33	89:04

MASON AND KEGLER PUSH BEARS TO WIN AT WEST VIRGINIA

- **Makai Mason** and **Mario Kegler** guided Baylor to an 85-73 win at West Virginia on Jan. 21.
- The duo combined to shoot 13-of-13 on 2-point field goal attempts, with Mason posting a season-high 29 points (8-of-8 on 2FGs) and Kegler recording a career-high 18 points (5-of-5 on 2FGs).
- As a team, BU shot 68% (21-of-31) on 2-point field goals, helping to offset shooting 30% (8-of-27) on 3-pointers.
- BU turned the ball over only 2 times in the first half and built a 15-point halftime lead, which helped the Bears overcome 16 second-half turnovers. Despite the turnover woes, BU led by at least 8 points the entire 2nd half.

BUTLER'S STRONG SECOND HALF LEADS BEARS TO WIN OVER NO. 8 TEXAS TECH

- Freshman **Jared Butler** led the Bears with 19 points and 5 assists (14 points, 2 assists and 3 steals in the 2nd half), while **Makai Mason** added 16 points to help the Bears to a 73-62 win over No. 8 Texas Tech on Jan. 19.
- Baylor trailed 23-10 midway through the 1st half, but BU closed the half on a 23-8 run to lead 33-31 at halftime.
- Butler scored Baylor's first 8 points in the 2nd half, and after Tech cut the BU lead to 2 points with 5 minutes left, Butler made a 3-pointer and converted a 3-point play on consecutive possessions to extend the lead back to 8 points.
- BU went 10-of-10 at the foul line in the final 3 minutes, with **Freddie Gillespie** and Mason making 4 apiece.

MCCLURE'S CAREER NIGHT LEADS TO HUGE ROAD WIN AT OKLAHOMA STATE

- **King McClure** had a career-high 29 points with 9 rebounds and 4 assists in a career-high 38 minutes to lead Baylor to a crucial 73-69 win at Oklahoma State on Jan. 14. The Bears' 15 made 3-pointers were their most since 2014.
- BU shot 60% from 3-point range (15-of-25) and only 27% from inside the 3-point line (8-of-30).
- Baylor's trio of starting guards shot a combined 14-of-23 from 3-point range, with **Jared Butler** posting 16 points and 4 assists, including 4-of-7 on 3-pointers, and **Makai Mason** adding 13 points on 3-of-5 from downtown.
- OSU also had a hot shooting night, making 45% from downtown (13-of-29) and only 32% inside the arc (9-of-28).

TWO BIG DEFICITS TOO MUCH VS. NO. 7 KANSAS IN FIRST GAME WITHOUT CLARK

- Baylor lost 73-68 vs. No. 7 Kansas in its first game without **Tristan Clark** on Jan. 12. The Bears started 0-of-15 from the field and fell behind 18-2, then cut that deficit to 24-22 late in the first half.
- KU closed the half on an 11-3 run to take a 10-point halftime lead, and the Bears fell behind by as many as 23.
- BU trailed 68-48 with 4 minutes left and mounted a ferocious comeback to cut it to 72-68 in the final minute.
- Baylor out-rebounded Kansas 49-30, including 26-4 in offensive boards. **Mark Vital** had twice as many offensive rebounds (8) as the entire Kansas team (4) and finished with 10 points and 9 boards in his first start at the 5-spot.
- **Jared Butler** led BU with 14 points and 4 assists in his first start since the season opener.

BEARS CLOSE STRONG TO BEAT NO. 20 IOWA STATE

- **Makai Mason** scored 7 of his game-high 25 points in the final 2 minutes, helping BU beat No. 20 Iowa State 73-70 on Jan. 8. Mason hit the game-tying bucket with 1:48 to play, then gave BU the lead for good with 38 seconds left.
- The Bears won despite shooting 6.4% lower (BU-.436; ISU-.500) and attempting one fewer field goal than Iowa State. BU went a season-best 17-of-20 at the free throw line.
- **Devonte Bando** had 13 points off the bench, including 2 free throws with 5 seconds left to give BU a 3-point lead.

RALLY FROM 19 DOWN FALLS SHORT IN BIG 12 OPENER AT TCU

- Baylor rallied from 19 points down in the 2nd half to cut TCU's lead to 82-81 with 18 seconds left, but the Bears missed a potential game-tying 3-pointer with 8 seconds remaining and fell 85-81 in their Big 12 opener on Jan. 5.
- BU trailed by 12 at the break and got back in the game despite TCU shooting 65% in the 2nd half. BU's 53 points in the 2nd half were its most in a half in a Big 12 game since scoring 60 at in the 2nd half at Iowa State on Jan. 9, 2016.
- **Matthew Mayer** posted 17 points in 14 minutes off the bench, while **Tristan Clark** had 18 points, 6 rebounds and 4 assists, and **Makai Mason** recorded 15 points and 3 assists.

STRONG DEFENSIVE EFFORT LEADS BAYLOR PAST OREGON

- Baylor posted a strong defensive effort to earn a 57-47 win over Oregon on Dec. 21.
- BU held Oregon to 16 first-half points and limited the Ducks to their fewest points in a game since Feb. 21, 2013.
- Baylor built a 20-5 lead and led by 16 points in the 2nd half before a furious Oregon rally cut it to 47-45 with 3:32 to play. BU closed the game on a 10-2 run, with **Makai Mason** scoring 6 of his 14 points during the closing run.

BAYLOR SNAPS ARIZONA'S 52-GAME NON-CONFERENCE HOME WINNING STREAK

- An incredible rebounding effort helped the Bears record a marquee non-conference road win at Arizona, snapping the Wildcats' 52-game non-conference home winning streak with a 58-49 win on Dec. 15 in Tucson.
- Baylor became the first team to hold Arizona below 50 points since 2011 and the first to do so in Tucson since 2009.
- BU out-rebounded Arizona 51-19, and **Mark Vital's** 17 rebounds were 3 more than all 9 Arizona players combined (14 player rebounds, 5 team rebounds). The Bears had 19 offensive rebounds and led 19-2 in second-chance points.
- **Makai Mason** posted a game-high 22 points and a career-best 7 rebounds to lead the Bears to victory.

DREW JOINS ELITE COMPANY WITH 300TH WIN

- Head coach **Scott Drew** earned his 300th win at Baylor with the Bears' victory over George Mason on Nov. 24.
- Drew is 1 of 19 active coaches with 300+ wins at his current school (thru 2/28/19): Mike Krzyzewski (1051), Jim Boeheim (944), Tom Izzo (597), Bob McKillop (574), Mark Few (563), Bill Self (468), Roy Williams (447), Jay Wright (443), Phil Martelli (442), Mike Brey (416), Randy Bennett (412), Rick Byrd (412), Greg Kampe (352), Leonard Hamilton (327), Fran O'Hanlon (323), Matt Painter (316), **Scott Drew (315)**, James Jones (306), Dave Rose (302) and Gregg Marshall (300).
- Drew is 1 of 9 Power-5 Conference coaches on that list, joining Krzyzewski (Duke), Boeheim (Syracuse), Izzo (Michigan State), Self (Kansas), Williams (UNC), Brey (Notre Dame), Hamilton (Florida State) and Painter (Purdue).

2018-19 BAYLOR BASKETBALL GAME NOTES
BIG 12'S SECOND-BEST ROAD MARK SINCE 2012

- Baylor is 34-36 in Big 12 road games since 2012, 2nd-best in the league behind only Kansas (44-27) thru 3/1/19.
- BU is 25-27 in Big 12 road games since 2014, which is also second-best in the league behind only Kansas (31-22).

LAST 8 YEARS (2012-PRES.)	LAST 6 YEARS (2014-PRES.)
Kansas — 44-27	Kansas — 31-22
Baylor — 34-36	Baylor — 25-27
West Virginia — 25-35	West Virginia — 22-29
Kansas State — 29-41	Iowa State — 20-31
Iowa State — 27-42	Kansas State — 18-34
Oklahoma — 21-48	Oklahoma — 17-34
Texas — 19-51	Texas — 14-38
Oklahoma State — 19-52	Oklahoma State — 13-40
Texas Tech — 13-57	Texas Tech — 12-40
TCU — 7-54	TCU — 7-46

SECOND-MOST WINS AMONG BIG 12 TEAMS LAST 8 YEARS

- Baylor's 190-88 record since 2011-12 trails only Kansas (231-57) among Big 12 teams (thru 3/1/19).
- Iowa State (180-89) is 3rd, Kansas State (168-98) is 4th, West Virginia (165-106) is 5th, Oklahoma (158-102) is 6th, Texas (145-120) is 7th, Oklahoma State (141-120) is 8th, Texas Tech (132-122) is 9th and TCU (132-131) is 10th.
- Baylor has averaged 24.4 wins per season over six seasons since 2011-12.

GRADUATING 91 PERCENT OF SENIORS

- Since **Scott Drew** took over the Baylor Basketball program in 2003, 31 of 34 scholarship players who have played their fourth years under Drew have graduated from Baylor.
- **King McClure** officially graduated from Baylor on Dec. 15, the same day the Bears won at Arizona.
- Players recruited by Drew to graduate at Baylor: Tim Bush, Patrick Fields, Aaron Bruce, Mamadou Diene, Delbert Simpson, Curtis Jerrells, Henry Dugat, Kevin Rogers, Tweety Carter, Josh Lomers, Ekpe Udoh, Fred Ellis, Quincy Acy, Anthony Jones, J'mison Morgan, A.J. Walton, Cory Jefferson, Brady Heslip, Gary Franklin, Kenny Chery, Royce O'Neale, Lester Medford, Rico Gathers, Taurean Prince, Al Freeman, Johnathan Motley, Ishmail Wainright, Manu Lecomte, Jo Lual-Acuil Jr., Nuni Omot and King McClure.

POINT GUARDS THRIVE IN DREW'S SYSTEM

- Seven of Baylor's eight starting point guards during the **Scott Drew** era have earned All-Big 12 recognition.
- Baylor's starting point guard has earned All-Big 12 recognition in 13 of 14 seasons since 2004-05.
- Manu Lecomte (2017, 2018), Lester Medford (2016), Kenny Chery (2014, 2015), Pierre Jackson (2012, 2013), Tweety Carter (2010), Curtis Jerrells (2007, 2008, 2009) and Aaron Bruce (2005, 2006, 2007) have been named All-Big 12.

38 PRO PLAYERS IN DREW ERA

- In Scott Drew's 15 years at Baylor, 38 of his players have gone on to professional careers, including all four seniors from last year's squad — Manu Lecomte, Jo Lual-Acuil Jr., Terry Maston and Nuni Omot.
- Five of Drew's players are currently playing in the NBA, and they all graduated from Baylor — Quincy Acy (Nets), Johnathan Motley (Clippers), Royce O'Neale (Jazz), Taurean Prince (Hawks) and Ekpe Udoh (Jazz).
- A complete list of pro players from the Drew era is on page 155 of the 2018-19 men's basketball media almanac.

FROM UNRANKED TO NBA DRAFT PICKS

- Baylor has had a nation-leading four players selected in the NBA Draft since 2010 who weren't ranked in the ESPN100 out of high school.
- The only other schools with three such players were Colorado, Marquette, Missouri, New Mexico and Connecticut.
- Baylor developed **Quincy Acy**, **Ekpe Udoh**, **Pierre Jackson** and **Taurean Prince** into NBA Draft picks after joining the program as unranked recruits.

SIX NBA DRAFT PICKS IN LAST SEVEN SEASONS

- Baylor's six NBA Draft picks over the last seven years are the nation's 10th most, trailing only Kentucky, Duke, Syracuse, Kansas, North Carolina, UCLA, Arizona, Louisville and Michigan.
- A program-record three Baylor players were selected in the 2012 NBA Draft — Perry Jones III (28th pick; Oklahoma City Thunder), Quincy Acy (37th pick; Toronto Raptors) and Quincy Miller (38th pick; Denver Nuggets). Pierre Jackson (42nd pick, Philadelphia 76ers; traded to New Orleans Pelicans) was chosen in the 2013 draft, Cory Jefferson (60th pick; San Antonio Spurs; traded to Brooklyn Nets) was selected in 2014 and Taurean Prince (12th pick; Utah Jazz; traded to Atlanta Hawks) was chosen in 2016.

SCOTT DREW COACHING TREE

- Three current DI head coaches got their first DI head coaching jobs immediately after stints on Scott Drew's BU staff.
- Matthew Driscoll is in his 10th season as head coach at North Florida after six seasons as a Baylor assistant.
- Grant McCasland is in his second season as head coach at North Texas. He spent five years as a Baylor assistant before taking over as Arkansas State head coach for one season in 2016-17.
- Paul Mills is in his second season as head coach at Oral Roberts. He was a member of Drew's original Baylor staff in 2003-04 and spent 14 years with Drew, the final eight as an assistant coach.
- Those three former Baylor assistants have combined to win 206 games as head coaches (thru 11/18/18).

GAME 29 — at KANSAS STATE

SPECIALTY STATISTICS

[PP - Points in the paint; POT - Points off turnovers; 2nd - Second chance points; BP - Points off the bench]

OPPONENT	[BAYLOR-OPPONENT]			
	PP	POT	2ND	BP
Texas Southern	42-32	20-14	15-11	21-5
Southern	36-24	33-4	14-6	33-16
Prairie View A&M	38-20	17-23	10-12	33-17
Nicholls State	28-14	15-8	22-13	31-21
vs. Ole Miss	38-30	9-20	4-13	25-13
vs. George Mason	22-22	19-21	10-2	11-8
South Dakota	28-26	10-12	9-19	11-9
at Wichita State	32-26	18-20	15-19	11-23
at Arizona	32-18	2-11	19-2	10-13
SFA	28-22	11-14	16-7	11-5
Oregon	34-12	15-10	12-2	4-9
New Orleans	40-18	33-11	19-11	36-18
at TCU	44-38	8-15	11-6	21-15
Iowa State	24-32	7-9	13-5	15-16
Kansas	32-24	17-15	14-5	24-13
at Oklahoma State	14-16	10-15	12-21	9-23
Texas Tech	26-24	13-18	11-2	15-20
at West Virginia	32-34	16-13	20-12	20-52
Alabama	38-48	24-13	18-9	21-22
at Oklahoma	38-18	20-12	8-8	28-18
TCU	30-32	17-17	18-8	29-9
at Texas	36-36	7-11	16-4	24-14
Kansas State	34-16	9-19	13-10	7-10
Oklahoma	22-28	10-6	13-9	24-7
at Texas Tech	16-14	13-25	14-22	16-31
at Iowa State	30-32	7-11	18-12	13-19
West Virginia	24-26	15-10	19-15	26-21
Texas	24-30	19-15	23-7	18-12
BAYLOR TOTAL	862	414	406	547
Baylor Average	30.8	14.8	14.5	19.5
OPP TOTAL	712	392	282	461
Opp Average	25.4	14.0	10.1	16.5

GAME-BY-GAME STARTERS

	1	2	3	4	5
Texas So.	Butler	McClure	Allen	Vital	Clark
Southern	McClure	Bandoo	Vital	Clark	Gillespie
PVAMU	McClure	Bandoo	Vital	Clark	Gillespie
Nicholls St.	Mason	Bandoo	McClure	Vital	Clark
vs. Ole Miss	Mason	Bandoo	McClure	Vital	Clark
vs. GMU	Mason	Bandoo	McClure	Vital	Clark
South Dakota	Mason	McClure	Kegler	Vital	Clark
at Wichita St.	Mason	McClure	Kegler	Vital	Clark
at Arizona	Mason	McClure	Kegler	Vital	Clark
SFA	Mason	McClure	Kegler	Vital	Clark
Oregon	Mason	McClure	Kegler	Vital	Clark
New Orleans	Mason	McClure	Kegler	Vital	Clark
at TCU	Mason	McClure	Kegler	Vital	Clark
Iowa State	Mason	McClure	Kegler	Vital	Clark
Kansas	Mason	Butler	McClure	Kegler	Vital
at OSU	Mason	Butler	McClure	Kegler	Vital
Texas Tech	Mason	Butler	McClure	Kegler	Vital
at WVU	Mason	Butler	McClure	Kegler	Vital
Alabama	Mason	Butler	McClure	Kegler	Vital
at Oklahoma	Mason	Butler	McClure	Kegler	Vital
TCU	Mason	Butler	McClure	Kegler	Vital
at Texas	Mason	Butler	McClure	Kegler	Vital
Kansas State	Butler	Bandoo	Kegler	Vital	Gillespie
Oklahoma	Mason	Butler	Kegler	Vital	Gillespie
at Texas Tech	Butler	Bandoo	Kegler	Vital	Gillespie
at Iowa State	Mason	Butler	Kegler	Vital	Gillespie
West Virginia	Mason	Butler	Kegler	Vital	Gillespie
Texas	Mason	Butler	Kegler	Vital	Gillespie

TEAM NATIONAL RANKINGS

Games Thru Feb. 28, 2019

	NAT'L
Adjusted Offensive Efficiency (114.9).....	20th
Adjusted Defensive Efficiency (98.2).....	69th
Scoring Defense (66.3).....	51st
Effective FG Percentage Defense (.483).....	66th
Rebounding Margin (+ 6.5).....	19th
Blocked Shots Per Game (5.0).....	14th
Block Percentage (14.7).....	13th
Offensive Rebounds Per Game (13.6).....	10th
Offensive Rebound Percentage (39.3).....	1st

BIG 12/NATIONAL RANKINGS

Games Thru Feb. 28, 2019

DEVONTE BANDO

	BIG 12	NAT'L
3-Point Percentage (.407).....	6th	

JARED BUTLER

	BIG 12	NAT'L
Assists (2.9).....	14th	
3-Point Percentage (.366).....	15th	
3-Point FG Made (1.7).....	13th	

FREDDIE GILLESPIE

	BIG 12	NAT'L
Double-Doubles (1).....	18th	

MARIO KEGLER

	BIG 12	NAT'L
Scoring (10.7).....	23rd	
Rebounding (6.0).....	12th	
Defensive Rebounding (4.3).....	10th	
Double-Doubles (1).....	18th	

MAKAI MASON

	BIG 12	NAT'L
Scoring (14.6).....	9th	
Assists (3.1).....	10th	
Free Throw Percentage (.826).....	4th	
3-Point FG Made (2.0).....	7th	
Assist-to-Turnover Ratio (1.2).....	13th	
Minutes (31.6).....	13th	

KING MCCLURE

	BIG 12	NAT'L
Steals (1.3).....	9th	
3-Point Percentage (.392).....	8th	
3-Pointers Made/Game (1.7).....	12th	
Double-Doubles (1).....	18th	

FLO THAMBA

	BIG 12	NAT'L
Blocks (0.7).....	13th	

MARK VITAL

	BIG 12	NAT'L
Rebounding (7.1).....	4th	
Blocked Shots (0.9).....	9th	
Offensive Rebounding (3.6).....	1st	
Double-Doubles (2).....	12th	

FOUR NCAA TOURNAMENT APPEARANCES IN LAST FIVE SEASONS

- Baylor has its school-record streak of four consecutive NCAA Tournament appearances snapped in 2018.
- BU is 1 of 29 teams to appear in four NCAA Tournaments since 2014, joining Arizona, Butler, Cincinnati, Dayton, Duke, Gonzaga, Iowa State, Kansas, Kentucky, Michigan, Michigan State, New Mexico State, North Carolina, Oklahoma, Oregon, Providence, Purdue, SFA, Texas, Texas Southern, UCLA, VCU, Villanova, Virginia, West Virginia, Wichita State, Wisconsin and Xavier.

SEVEN CONSECUTIVE POSTSEASON BERTHS

- Baylor is on a school-record streak of seven consecutive postseason berths, matching the total number of postseason berths in the program's 97 seasons prior to the **Scott Drew** era.
- Baylor is 1 of 16 teams to appear in every postseason since 2012, joining Arizona, BYU, Cincinnati, Duke, Gonzaga, Iowa, Kansas, Kentucky, Michigan State, New Mexico State, North Carolina, Oregon, Saint Mary's, Virginia and Wichita State.
- The Bears earned NCAA Tournament bids in 2012, 2014, 2015, 2016 and 2017 and NIT bids in 2013 and 2018.
- Baylor has made postseason appearances in 10 of 11 seasons since 2008. Prior to that, Baylor's only postseason berths were in 1946 (NCAA), 1948 (NCAA), 1950 (NCAA), 1987 (NIT), 1988 (NCAA), 1990 (NIT) and 2001 (NIT).
- Baylor is 20-9 in postseason national tournaments during the Drew era after going 3-9 prior to Drew's arrival.

RANKED IN 11 STRAIGHT SEASONS

- Baylor is one of nine teams to be nationally ranked in each of the last 11 seasons dating back to 2007-08 – Baylor, Duke, Gonzaga, Kansas, Kentucky, Louisville, Michigan State, Notre Dame and North Carolina.
- BU cracked a string of 38 consecutive unranked seasons when it was tabbed No. 25 in 2007-08.
- The Bears reached as high as No. 19 in 2008-09, No. 19 in 2009-10, No. 9 in 2010-11, No. 3 in 2011-12, No. 16 in 2012-13, No. 7 in 2013-14, No. 14 in 2014-15, No. 13 in 2015-16, No. 1 in 2016-17 and No. 16 in 2017-18.

HISTORY OF DEVELOPMENT WITH REDSHIRTS

- Baylor has a track record of success when players redshirt under Scott Drew. **Ekpe Udoh**, **Johnathan Motley**, **Cory Jefferson**, **Brady Heslip**, **Royce O'Neale**, **Jo Lual-Acuil Jr.** and **Manu Lecomte** have all gone on to professional careers after redshirting.
- **Mark Vital**, **Mario Kegler** and **Freddie Gillespie** have all redshirted while at Baylor.
- **Davion Mitchell** and **MaCio Teague** are both redshirting this season while sitting out to satisfy NCAA transfer rules.

BEARS INK JORDAN TURNER FOR 2019-20

- Baylor signed Jordan Turner to a National Letter of Intent in November. He'll join the program in the summer of 2019.
- Turner, a 6-foot-7, 180-pound forward, is the No. 11 recruit in the state of Texas. He's currently playing his senior season at Sunrise Christian Academy in Bel Aire, Kansas.
- Turner recently had 30 points and 8 rebounds in Sunrise Christian's 65-53 win over Holy Spirit.

ONE OF 16 TEAMS WITH FOUR SWEET 16 APPEARANCES SINCE 2010

- Baylor is one of 16 teams nationally to make four Sweet 16 appearances in the last nine years.
- The Bears are joined by Arizona, Duke, Florida, Gonzaga, Kansas, Kentucky, Louisville, Michigan, Michigan State, North Carolina, Ohio State, Syracuse, West Virginia, Wisconsin and Xavier.
- **Scott Drew** is the youngest of 11 coaches nationally to lead his current program to four Sweet 16s since 2010. **Drew** (48) is joined by Arizona's Sean Miller (49), Gonzaga's Mark Few (55), Kansas' Bill Self (55), Kentucky's John Calipari (59), Michigan State's Tom Izzo (63), North Carolina's Roy Williams (68), Duke's Mike Krzyzewski (71), Syracuse's Jim Boeheim (73),

ENTIRE STAFF RETURNS

- Scott Drew's entire coaching staff returns for the 2018-19 season.
- Jerome Tang is in his second season as associate head coach and has been on Drew's staff all 16 seasons at Baylor.
- Assistant coaches Alvin Brooks III (third season) and John Jakus (second season) also return to the bench.
- Special assistant & director of player development Jared Nuness is back for his 9th season, while associate director of operations & recruiting Aditya Malhotra returns for his 6th season. Director of operations Bill Peterson and director of video operations Ty Beard are both back for their second seasons.

BAYLOR BASKETBALL ON THE RADIO

- Baylor basketball is aired live via the Baylor-IMG College Radio Network on ESPN Central Texas and flagship station 1660AM ESPN Radio (KRZI) in Waco and worldwide on Sirius/XM and Tune-In Radio.
- Games are broadcast by the "Voice of the Bears" John Morris and former Baylor basketball standout Pat Nunley.
- Morris is in his 35th year doing Baylor broadcasts and is in his 24th season as the signature Voice of the Bears, while Nunley is in his 38th season as Baylor basketball color analyst.

UP NEXT

- BU returns home to host Oklahoma State for Senior Night at 8 p.m. CT Wednesday on ESPN2.
- The Bears wrap up the regular season with a trip to Lawrence, Kan., to face Kansas at 1 p.m. CT on March 9.



1 — DARIUS ALLEN

G • 6-4 • 205 • JR. • JC
MELBOURNE, FLA. (PALM BEACH STATE)

SEASON/CAREER HIGHS

Points: — 6 vs. Southern (11/10/18)
FG: — 2 vs. Southern (11/10/18); vs. Prairie View A&M (11/12/18)
FGA: — 7 vs. Southern (11/10/18); vs. Prairie View A&M (11/12/18)
3FG: — 1, three times
3FGA: — 6 vs. Southern (11/10/18)
FT: — 1, three times
FTA: — 3 vs. Southern (11/10/18)
Rebounds: — 5 vs. Texas Southern (11/6/18)
Assists: — 2 vs. Prairie View A&M (11/12/18)
Turnovers: — 2 vs. Texas Southern (11/6/18)
Blocks: — 2 vs. Southern (11/10/18); vs. Nicholls (11/16/18)
Steals: — 2 vs. Ole Miss (11/23/18)
Minutes Played: — 26 vs. Texas Southern (11/6/18)

MISCELLANEOUS

	18-19	BU RECORD
Double-Figure Points:	—	—
Double-Figure Rebounds:	—	—
Double-Doubles:	—	—
5+ Assists:	—	—
2+ Blocks:	2	2-0
Led team in Points:	—	—
Led team in Rebounds:	—	—
Led team in Blocks:	2	2-0
Led team in Assists:	—	—

ALLEN NOTEBOOK

- JuCo transfer guard, played previous two seasons at Palm Beach State in Palm Beach Gardens, Fla.
- Has played in 13 games, coming off bench 12 times and making 1 start
- Seen action in 6 of last 11 games after playing in 1 of previous 11 games
- Played 3 minutes off bench in win at Oklahoma (1/28), recording a dunk and an assist
- Saw first action in more than 3 weeks when he played 2 minutes off bench late in 1st half at West Virginia (1/21)
- Started and played 26 minutes in Baylor debut vs. Texas Southern (11/6), had 2 points and 5 rebounds
- Scored in double-figures in 34 in 59 career JuCo games played, including seven games of 20+ points
- Averaged 14.5 points, 4.5 rebounds and 2.0 steals per game as sophomore in 2017-18
- Recorded 4 double-doubles at Palm Beach State, averaging 25.5 points and 10.3 rebounds in those 4 games
- Played high school basketball at Florida Air Academy as junior and at Chaminade-Madonna Prep as senior
- Dunked so hard in a game at Florida Air Academy that lights went out in gym at City of Palms Classic

2018-19 GAME-BY-GAME

OPPONENT	DATE	GS	MIN	FG	3FG	FT	OR-DR-TR	PF	A	T	B	S	PTS
Texas Southern	11/6	*	26	1-5	0-3	0-2	2-3-5	0	1	2	1	1	2
Southern	11/10		19	2-7	1-6	1-3	1-1-2	1	0	0	2	1	6
Prairie View A&M	11/12		16	2-7	1-4	0-0	0-1-1	2	2	1	0	1	5
Nicholls State	11/16		11	1-3	0-1	1-2	1-0-1	1	0	0	2	0	3
vs. Ole Miss	11/23		13	1-2	0-1	0-0	0-1-1	4	1	1	1	2	2
vs. George Mason	11/24		5	1-2	0-1	1-2	0-1-1	0	0	1	0	0	3
South Dakota	11/27												DNP
at Wichita State	12/1												DNP
at Arizona	12/15												DNP
Stephen F. Austin	12/18												DNP
Oregon	12/21												DNP
New Orleans	12/29		4	1-1	1-1	0-0	0-1-1	0	0	0	0	0	3
at TCU	1/5												DNP
Iowa State	1/8												DNP
Kansas	1/12												DNP
at Oklahoma State	1/14												DNP
Texas Tech	1/19												DNP
at West Virginia	1/21		2	0-0	0-0	0-0	0-0-0	0	0	0	0	1	0
Alabama	1/26												DNP
at Oklahoma	1/28		3	1-1	0-0	0-0	0-0-0	0	1	0	0	0	2
TCU	2/2		3	0-2	0-1	0-0	0-0-0	0	0	0	0	0	0
at Texas	2/6		5	0-0	0-0	0-0	0-1-1	4	0	0	0	0	0
Kansas State	2/9		0+	0-0	0-0	0-0	0-0-0	0	0	0	0	0	0
Oklahoma	2/11												DNP
at Texas Tech	2/16		4	1-3	0-2	0-0	0-0-0	1	0	0	0	1	2
at Iowa State	2/19												DNP
West Virginia	2/23												DNP
Texas	2/27												DNP
at Kansas State	3/2												
Oklahoma State	3/6												
at Kansas	3/9												

ALLEN'S CAREER STATS																	
YEAR	GP-GS	MIN-AVG	FG-A	PCT	3FG-A	PCT	FT-A	PCT	OFF-DEF-TOT	AVG	PF-D	A	TO	B	S	TP	AVG
2018-19 (JR.)	13-1	111-8.5	11-33	.333	3-20	.150	3-9	.333	4-9-13	1.0	13-0	5	5	6	7	28	2.2
CAREER	13-1	111-8.5	11-33	.333	3-20	.150	3-9	.333	4-9-13	1.0	13-0	5	5	6	7	28	2.2



2 — DEVONTE BANDO

G • 6-3 • 195 • JR. • JC
BRAMPTON, ONTARIO (HUTCHINSON CC)

SEASON/CAREER HIGHS

Points: — 25 vs. Southern (11/10/18)
FG: — 7 vs. Southern (11/10/18); vs. West Virginia (2/23/19)
FGA: — 14 vs. West Virginia (2/23/19)
3FG: — 5 vs. Oklahoma (2/11/19)
3FGA: — 10 vs. West Virginia (2/23/19)
FT: — 7 vs. Southern (11/10/18)
FTA: — 7 vs. Southern (11/10/18)
Rebounds: — 6 vs. Southern (11/10/18); at Texas Tech (2/16/19)
Assists: — 4 vs. New Orleans (12/29/18); at West Virginia (11/21/19)
Turnovers: — 4 at Texas Tech (2/16/19)
Blocks: — 1 at Oklahoma State (1/14/19); vs. Texas Tech (1/19/19)
Steals: — 3 vs. Southern (11/10/18)
Minutes Played: — 37 vs. Prairie View A&M (11/12/18)

MISCELLANEOUS

	18-19	BU RECORD
Double-Figure Points:	10	8-2
Double-Figure Rebounds:	—	—
Double-Doubles:	—	—
20+ Points:	2	2-0
5+ Assists:	—	—
Led team in Points:	3	2-1
Led team in Rebounds:	2	1-1
Led team in Assists:	1	1-0
Led team in Blocks:	1	1-0
Led team in Bench Points:	10	8-2

BANDOO NOTEBOOK

- Canadian JuCo transfer guard, played previous two seasons at Hutchinson (Kan.) Community College
- Has seen action in all 28 games, making 7 starts; played 30+ minutes in 7 games and 20+ minutes 14 times
- Last 6 Games: averaging team-high 15.3 ppg, 4.0 rpg, 2.8 3FG/game while playing at least 29 minutes each game
- Big 12's 4th-best 3-point shooter in league play at .465 (33-of-71); ranks 6th in Big 12 overall in 3-point shooting at .407
- Made at least one 3-pointer in 9 straight games (44%; 22-of-50) and in 14 consecutive Big 12 games (47%; 33-of-70)
- Posted double-figure scoring in 5 of last 6 games (15.3 ppg) after doing so in 5 of first 22 games (6.9 ppg)
- Scored 14 pts in 7-minute span as BU came from 17 down with 9 minutes left to beat Texas (2/27); game-tying 3FG with 2:01 left
- Posted 22 points, added 4 rebounds and 2 assists in 33 minutes off bench to lead Bears to win vs. West Virginia (2/23)
- Led team with 19 points in 29 minutes off bench vs. OU (2/11); went 5-of-7 from 3-pt range, including late go-ahead trey
- Made first Big 12 start and led team with 15 points in 36 minutes vs. K-State (2/9); most points and minutes since Nov. 12
- Came off bench to score 13 points in 11 minutes in win over No. 20 Iowa State (1/8). Hit clutch free throws with 5 seconds left
- Made first start at Baylor and had game-highs in points (25), rebounds (6), steals (3) and minutes (34) vs. Southern (11/10)
- Played 30 minutes off bench in Baylor debut vs. Texas Southern (11/6), posting 10 points, 2 rebounds and 2 assists
- Scored 1,072 points over 72 games during JuCo career, averaging 14.9 points in 27.1 minutes per game
- Hutchinson went 63-9 in games Bando played; scored in double-figures in 60 of 72 games, including 11 games with 20+ points
- Finished JuCo career with streak of 21 consecutive games scoring in double-figures, averaging 19.0 ppg during streak
- Started 35 games as sophomore at Hutch, averaging 16.6 points, 5.8 rebounds and 2.9 assists in 32.1 minutes per game
- Shot .438 from 3-point range in 2017-18, connecting on 64-of-146 attempts
- Helped Hutchinson win 2017 NJCAA Division I national title, scoring team-high 22 points in championship game

2018-19 GAME-BY-GAME

OPPONENT	DATE	GS	MIN	FG	3FG	FT	OR-DR-TR	PF	A	T	B	S	PTS
Texas Southern	11/6		30	4-8	1-2	1-1	0-2-2	1	2	2	0	0	10
Southern	11/10	*	34	7-12	4-8	7-7	1-5-6	0	2	0	0	3	25
Prairie View A&M	11/12	*	37	6-9	2-5	2-2	0-1-1	3	2	2	0	0	16
Nicholls State	11/16	*	24	3-6	1-3	0-0	0-1-1	1	2	0	0	2	7
vs. Ole Miss	11/23	*	7	0-2	0-0	0-0	0-1-1	0	0	1	0	0	0
vs. George Mason	11/24	*	20	3-6	1-4	0-0	0-3-3	1	0	1	0	0	7
South Dakota	11/27		7	0-0	0-0	0-0	0-0-0	0	2	0	0	0	0
at Wichita State	12/1		17	1-5	0-2	0-0	0-2-2	0	0	1	0	0	2
at Arizona	12/15		13	1-4	0-1	0-0	1-2-3	1	0	0	0	0	2
Stephen F. Austin	12/18		16	0-4	0-4	3-4	0-2-2	0	2	1	0	0	3
Oregon	12/21		11	1-4	0-2	0-0	0-0-0	1	2	1	0	0	2
New Orleans	12/29		16	3-7	2-5	0-0	0-1-1	0	4	1	0	0	8
at TCU	1/5		4	0-1	0-1	0-0	0-0-0	1	0	0	0	0	0
Iowa State	1/8		11	4-5	3-4	2-2	0-0-0	0	1	1	0	0	13
Kansas	1/12		14	3-6	2-4	1-1	1-1-2	3	0	2	0	0	9
at Oklahoma State	1/14		18	1-5	1-2	0-0	0-2-2	1	0	2	1	0	3
Texas Tech	1/19		20	2-7	2-4	2-2	0-1-1	0	0	0	1	0	8
at West Virginia	1/21		28	4-9	3-6	2-2	0-1-1	2	4	1	0	1	13
Alabama	1/26		12	2-5	0-1	0-0	2-0-2	1	1	0	0	2	4
at Oklahoma	1/28		17	3-5	1-3	0-0	0-1-1	2	2	2	0	2	7
TCU	2/2		21	3-6	3-5	0-0	0-1-1	0	3	1	0	1	9
at Texas	2/6		14	1-2	1-1	0-0	0-1-1	3	0	0	0	0	3
Kansas State	2/9	*	36	6-13	1-6	2-2	0-5-5	2	3	2	0	2	15
Oklahoma	2/11		29	6-9	5-7	2-2	1-1-2	0	1	2	0	0	19
at Texas Tech	2/16	*	34	2-10	1-7	3-4	6-0-6	3	1	4	0	0	8
at Iowa State	2/19		30	4-9	2-6	0-0	1-4-5	2	1	1	0	1	10
West Virginia	2/23		33	7-14	4-10	4-6	1-3-4	2	2	1	0	1	22
Texas	2/27		29	5-6	4-5	4-4	0-2-2	2	2	3	0	1	18
at Kansas State	3/2												
Oklahoma State	3/6												
at Kansas	3/9												

BANDOO'S CAREER STATS

YEAR	GP-GS	MIN-AVG	FG-A	PCT	3FG-A	PCT	FT-A	PCT	OFF-DEF-TOT	AVG	PF-D	A	TO	B	S	TP	AVG
2018-19 (JR.)	28-7	581-20.8	82-179	.458	44-108	.407	35-39	.897	14-43-57	2.0	32-0	39	32	2	16	243	8.7
CAREER	28-7	581-20.8	82-179	.458	44-108	.407	35-39	.897	14-43-57	2.0	32-0	39	32	2	16	243	8.7



12 — JARED BUTLER

G • 6-3 • 185 • FR. • HS
RESERVE, LA. (RIVERSIDE ACADEMY)

SEASON/CAREER HIGHS

Points: — 22 vs. Prairie View A&M (11/12/18)
FG: — 7 vs. Prairie View A&M (11/12/18); vs. Texas Tech (1/19/19)
FGA: — 15 vs. Texas Tech (1/19/19); vs. Kansas State (2/9/19)
3FG: — 5 at Iowa State (2/19/19)
3FGA: — 10 vs. Kansas State (2/9/19)
FT: — 6 vs. New Orleans (12/29/18)
FTA: — 8 vs. New Orleans (12/29/18)
Rebounds: — 6 at Iowa State (2/19/19)
Assists: — 6 vs. New Orleans (12/29/18); at Texas (2/6/19)
Turnovers: — 7 at Texas Tech (2/16/19)
Blocks: — 1, three times
Steals: — 3 vs. Texas Tech (1/19/19)
Minutes Played: — 37 at Texas (2/6/19); at Texas Tech (2/16/19)

MISCELLANEOUS

	18-19	BU RECORD
Double-Figure Points:	14	9-5
Double-Figure Rebounds:	—	—
Double-Doubles:	—	—
20+ Points:	1	1-0
5+ Assists:	7	6-1
Led team in Points:	5	3-2
Led team in Rebounds:	—	—
Led team in Assists:	10	7-3
Led team in Blocks:	1	1-0
Led team in Bench Points:	6	5-1

BUTLER NOTEBOOK

- Consensus top-100 national recruit, ranked as high as No. 75 nationally in 2018 recruiting class
- True freshman PG, has played in every game and made 15 starts, including each of last 14 games
- Moved to starting lineup after Tristan Clark's injury — in 14 games since, averaging 12.7 points and 3.9 assists.
- Named Big 12 Newcomer of the Week (2/25) after wins at Iowa State and vs. WVU — averaged 14.5 ppg, 4.5 apg, 4.0 rpg
- 7 straight games scoring in double-figures; 13.9 ppg, 3.9 apg, 1.0 spg, 33.9 mpg and 43% 3-point pct. (21-of-49) during streak
- Shooting 44% (38-of-87) from 3-point range since joining starting lineup; shot 15% (4-of-26) from 3-point range in 10 games prior
- Scored in double-figures in 11 of 14 games since joining starting lineup after doing so in 3 of first 14 games
- Made at least one 3-pointer in all 14 games since joining starting lineup, 2+ 3FGs in 12 of 14 games, 3+ 3FGs in 7 of 14 games
- Has recorded multiple assists in 18 consecutive games after doing so in 1 of first 10 games
- Posted 15 points (5 in OT) in win vs. Texas (2/27); hit team's last 2 regulation FGs, game-tying FG with 28 secs left to force OT
- Had 12 points, including 3-point play with 1:21 left to give BU 4-point lead, and team-high 4 assists in win vs. West Virginia (2/23)
- Led team with 17 points and 5 assists in win at No. 19 Iowa State (2/19) — hit 3-pointer to give BU 69-65 lead with 2 min. left
- Posted team-highs with 16 points, 4 assists and 37 minutes, went 4-of-5 on 3-pointers in loss at No. 15 Texas Tech (2/16)
- Led Bears with 19 points and 5 assists in win vs. No. 8 Texas Tech (1/19) — had 14 pts, 2 assts and 3 steals in 2nd half
- Had 22 points in 31 mins off bench vs. PVAMU (11/12) — first BU true freshman with 20+ pts since Isaiah Austin on 2/27/13
- Became first BU freshman point guard to start in collegiate debut since Curtis Jerrells in 2005, logged 21 minutes vs. TXSO (11/6)
- Originally enrolled at Alabama in summer 2018, but transferred to Baylor in August and received immediate eligibility
- Two-time All-State selection at Riverside, helped team win three state championships, including first as 8th grader in 2014
- Earned first-team All-State honors after averaging 27.4 points, 8.8 rebounds, 8.4 assists and 3.0 steals in 2017-18
- New Orleans Times-Picayune 2017-18 Player of the Year
- From same hometown as former Baylor stars Tweety Carter and Rico Gathers

2018-19 GAME-BY-GAME

OPPONENT	DATE	GS	MIN	FG	3FG	FT	OR-DR-TR	PF	A	T	B	S	PTS
Texas Southern	11/6	*	21	1-6	0-3	0-0	0-0-0	4	1	3	0	2	2
Southern	11/10		20	3-7	2-4	1-2	0-2-2	2	5	0	0	1	9
Prairie View A&M	11/12		31	7-10	3-5	5-6	1-3-4	2	1	1	1	0	22
Nicholls State	11/16		25	1-9	1-6	2-2	0-4-4	1	1	1	0	0	5
vs. Ole Miss	11/23		33	4-11	0-5	3-3	0-5-5	2	1	2	0	2	11
vs. George Mason	11/24		22	0-5	0-5	4-4	0-0-0	4	1	1	0	1	4
South Dakota	11/27		16	1-5	0-1	0-0	0-3-3	3	0	0	1	1	2
at Wichita State	12/1		12	2-3	1-2	0-0	0-0-0	0	0	1	0	0	5
at Arizona	12/15		13	2-4	1-3	0-0	0-1-1	1	0	1	1	1	5
Stephen F. Austin	12/18		14	0-5	0-4	2-2	0-1-1	1	1	0	0	1	2
Oregon	12/21		15	1-2	0-0	0-0	1-0-1	1	3	1	0	1	2
New Orleans	12/29		25	4-7	2-4	6-8	0-2-2	0	6	1	0	1	16
at TCU	1/5		19	2-4	0-1	0-0	1-2-3	5	4	0	0	0	4
Iowa State	1/8		22	0-2	0-1	2-2	0-2-2	1	2	3	0	1	2
Kansas	1/12	*	31	4-9	4-8	2-2	1-3-4	3	4	3	0	1	14
at Oklahoma State	1/14	*	35	6-12	4-7	0-0	0-3-3	3	4	2	0	1	16
Texas Tech	1/19	*	29	7-15	2-8	3-3	1-0-1	2	5	1	0	3	19
at West Virginia	1/21	*	22	2-6	2-4	2-4	1-3-4	4	2	3	0	0	8
Alabama	1/26	*	31	3-8	2-6	1-2	0-4-4	2	5	1	0	1	9
at Oklahoma	1/28	*	28	4-9	2-3	0-0	1-3-4	2	5	4	0	2	10
TCU	2/2	*	24	2-6	1-2	0-0	2-3-5	3	2	3	0	0	5
at Texas	2/6	*	37	5-14	2-8	1-1	1-2-3	2	6	4	0	2	13
Kansas State	2/9	*	34	5-15	3-10	0-0	2-2-4	1	2	3	0	1	13
Oklahoma	2/11	*	27	4-9	3-6	0-0	0-5-5	3	2	2	0	0	11
at Texas Tech	2/16	*	37	5-9	4-5	2-3	1-4-5	1	4	7	0	1	16
at Iowa State	2/19	*	36	6-12	5-8	0-0	1-5-6	3	5	2	0	1	17
West Virginia	2/23	*	31	5-11	1-4	1-1	2-0-2	4	4	1	0	2	12
Texas	2/27	*	35	6-14	3-8	0-0	2-3-5	3	4	3	0	0	15
at Kansas State	3/2												
Oklahoma State	3/6												
at Kansas	3/9												

BUTLER'S CAREER STATS

YEAR	GP-GS	MIN-AVG	FG-A	PCT	3FG-A	PCT	FT-A	PCT	OFF-DEF-TOT	AVG	PF-D	A	TO	B	S	TP	AVG
2018-19 (FR.)	28-15	725-25.9	92-229	.402	48-131	.366	37-45	.822	18-65-83	3.0	63-1	80	54	3	27	269	9.6
CAREER	28-15	725-25.9	92-229	.402	48-131	.366	37-45	.822	18-65-83	3.0	63-1	80	54	3	27	269	9.6



25 — TRISTAN CLARK

F • 6-9 • 240 • SO. • 1L

SAN ANTONIO, TEXAS (WAGNER HS)

SEASON HIGHS

Points: — 27 vs. Ole Miss (11/23/18)
FG: — 11 vs. Ole Miss (11/23/18)
FGA: — 13 vs. Ole Miss (11/23/18); at TCU (1/5/19)
3FG: — 1 vs. Texas Southern (11/6/18)
3FGA: — 1, four times
FT: — 7 vs. Prairie View A&M (11/12/18)
FTA: — 10 vs. SFA (12/18/18)
Rebounds: — 12 vs. New Orleans (12/29/18)
Assists: — 4, three times
Turnovers: — 4 vs. Oregon (12/21/18)
Blocks: — 6 vs. South Dakota (11/27/18)
Steals: — 3 vs. SFA (12/18/18)
Minutes Played: — 38 vs. Oregon (12/21/18)

CAREER HIGHS

Points: — 27 vs. Ole Miss (11/23/18)
FG: — 11 vs. Ole Miss (11/23/18)
FGA: — 13, three times
3FG: — 1, three times
3FGA: — 2 at Iowa State (1/13/18)
FT: — 7 vs. Prairie View A&M (11/12/18)
FTA: — 10 vs. SFA (12/18/18)
Rebounds: — 15 at Iowa State (1/13/18)
Assists: — 4, four times
Turnovers: — 4 vs. Oregon (12/21/18)
Blocks: — 6 vs. South Dakota (11/27/18)
Steals: — 3 vs. SFA (12/18/18)
Minutes Played: — 38 vs. Oregon (12/21/18)

MISCELLANEOUS

	18-19	CAREER	BU RECORD
Double-Figure Points:	11	21	13-8
Double-Figure Rebounds:	1	3	2-1
Double-Doubles:	1	3	2-1
20+ Points:	2	2	0-2
2+ Blocks:	11	20	13-7
Led team in Points:	5	6	1-5
Led team in Rebounds:	5	11	5-6
Led team in Blocks:	12	19	10-9
Led team in Assists:	3	5	3-2

CLARK NOTEBOOK


- Strong, skilled sophomore power forward; consensus four-star recruit out of San Antonio's Wagner High School
- Ruled out for season after suffering left-knee injury on Jan. 8 vs. Iowa State – expected to have surgery next week
- Led nation with .737 field goal percentage until he fell from qualification on Jan. 26 (min. 75% games played)
- Scored in double-figures in 11 of 14 games this season after doing so in 10 of 33 games last year
- Started first 14 games this season and recorded multiple blocks in 11 of 14 games, including 3 games with 5+ blocks
- Earned first Big 12 Player of the Week honor after 17 points (8-of-9 FGs), 12 rebounds and 5 blocks vs. New Orleans (12/29/18)
- Shot perfect 9-of-9 from field for 24 points in career-high 37 minutes vs. SFA (12/18/18)
- Blocked career-high 6 shots vs. South Dakota (11/27/18), helping team record 12 blocks, tied for 4th-most in program history
- Scored career-high 27 points on 11-of-13 shooting in career-high 35 minutes vs. Ole Miss (11/23/18)
- Notched then-career-highs in points (17), blocks (5) and assists (4) in 27 minutes of win vs. Prairie View A&M (11/12/18)
- Current .6629 career FG% (177-of-267) would break program record if he met the 200 FGM minimum (Josh Lomers .6627)
- Led team with .608 field goal percentage in 2017-18, 2nd-best by a freshman in program history (Quincy Acy .655)
- 30 starts last season were 3rd-most by a true freshman in program history (Quincy Miller 36 in 2012, Isaiah Austin 35 in 2013)
- Named 2017 GA Player of the Year by Texas Association of Basketball Coaches
- Ranked No. 8 recruit in Texas and No. 106 overall in 2017 class by 247Sports composite rankings
- Played all 39 games as senior, averaging 17.5 points, 10.1 rebounds, 2.8 assists and 2.1 blocks per game

2018-19 GAME-BY-GAME

OPPONENT	DATE	GS	MIN	FG	3FG	FT	OR-DR-TR	PF	A	T	B	S	PTS
Texas Southern	11/6	*	19	5-7	1-1	0-0	2-1-3	5	0	1	2	0	11
Southern	11/10	*	22	8-9	0-0	1-1	4-2-6	4	1	1	2	0	17
Prairie View A&M	11/12	*	27	5-5	0-0	7-9	2-5-7	3	4	2	5	1	17
Nicholls State	11/16	*	25	5-7	0-0	0-1	2-3-5	2	4	1	2	1	10
vs. Ole Miss	11/23	*	35	11-13	0-0	5-8	1-5-6	4	1	1	2	0	27
vs. George Mason	11/24	*	34	2-4	0-0	3-4	2-2-4	5	1	1	2	2	7
South Dakota	11/27	*	27	3-5	0-0	2-2	2-4-6	3	0	0	6	0	8
at Wichita State	12/1	*	29	5-8	0-1	2-3	4-4-8	2	1	3	3	1	12
at Arizona	12/15	*	26	4-5	0-1	0-0	2-4-6	3	2	3	0	1	8
Stephen F. Austin	12/18	*	37	9-9	0-0	6-10	4-3-7	2	1	1	2	3	24
Oregon	12/21	*	38	6-10	0-0	1-3	3-5-8	2	1	4	2	1	13
New Orleans	12/29	*	29	8-9	0-0	1-1	1-11-12	1	0	2	5	2	17
at TCU	1/5	*	35	7-13	0-1	4-6	2-4-6	2	4	3	1	1	18
Iowa State	1/8	*	34	6-10	0-0	4-6	0-4-4	3	3	0	0	2	16
Kansas	1/12												DNP
at Oklahoma State	1/14												DNP
Texas Tech	1/19												DNP
at West Virginia	1/21												DNP
Alabama	1/26												DNP
at Oklahoma	1/28												DNP
TCU	2/2												DNP
at Texas	2/6												DNP
Kansas State	2/9												DNP
Oklahoma	2/11												DNP
at Texas Tech	2/16												DNP
at Iowa State	2/19												DNP
West Virginia	2/23												DNP
Texas	2/27												DNP
at Kansas State	3/2												DNP
Oklahoma State	3/6												DNP
at Kansas	3/9												DNP

CLARK'S CAREER STATS

YEAR	GP-GS	MIN-AVG	FG-A	PCT	3FG-A	PCT	FT-A	PCT	OFF-DEF-TOT	AVG	PF-D	A	TO	B	S	TP	AVG
2017-18 (FR.)	33-30	657-19.9	93-153	.608	2-7	.286	36-55	.655	47-101-148	4.5	80-3	25	38	29	18	224	6.8
2018-19 (SO.)	14-14	417-29.8	84-114	.737	1-4	.250	36-54	.667	31-57-88	6.3	41-2	23	23	34	15	205	14.6
CAREER	47-44	1074-22.9	177-267	.663	3-11	.273	72-109	.661	78-158-236	5.0	121-5	48	61	63	33	429	9.1



33 — FREDDIE GILLESPIE

F • 6-8 • 240 • R.J.R. • SO

ST. PAUL, MINN. (CARLETON)

SEASON/CAREER HIGHS

Points: — 14 at Iowa State (2/19/19)
FG: — 7 at Iowa State (2/19/19)
FGA: — 8 at Iowa State (2/19/19)
3FG: —
3FGA: —
FT: — 4 at Oklahoma State (1/14/19); vs. Texas Tech (1/19/19)
FTA: — 4, three times
Rebounds: — 11 vs. Texas (2/27/19)
Assists: — 2 vs. Kansas State (2/9/19)
Turnovers: — 3 vs. Kansas (1/12/19); vs. Kansas State (2/9/19)
Blocks: — 4 vs. Texas (2/27/19)
Steals: — 2 vs. Kansas (1/12/19); vs. Texas (2/27/19)
Minutes Played: — 36 vs. Texas (2/27/19)

MISCELLANEOUS

	18-19	BU RECORD
Double-Figure Points:	3	2-1
Double-Figure Rebounds:	2	2-0
Double-Doubles:	1	1-0
2+ Blocks:	7	6-1
Led team in Points:	—	—
Led team in Rebounds:	6	4-2
Led team in Blocks:	7	5-2
Led team in Assists:	—	—
Led team in Bench Points:	3	3-0

GILLESPIE NOTEBOOK

- Former walk-on forward, sat out 2017-18 after transferring from Division III Carleton College in Northfield, Minn.
- Has seen 271 minutes of action over 14 games since Tristan Clark's injury; played in only 1 of 9 games immediately before injury
- In 14 games since Clark injury: 6.4 ppg, 5.2 rpg, 1.4 bpg, 19.4 mpg; in team's previous 14 gms, totaled 11 points, 16 rebounds, 3 blocks
- Last 10 Games: shooting 71% (35-of-49) while averaging 7.5 points, 5.9 rebounds, 1.8 blocks in 22.1 minutes per game
- Career-highs of 11 rebounds, 4 blocks and 36 minutes in OT win vs. Texas (2/27); added 8 points and 2 steals
- Career-first double-double with 14 points (7-8 FGs) and 10 rebounds, 2 blocks in 31 minutes of win at No. 19 Iowa State (2/19)
- Had crucial offensive rebound and putback to extend Baylor lead to 57-53 with 35 seconds left in win vs. Oklahoma (2/11)
- Posted then-career-highs with 13 points, 9 rebounds and 31 minutes in first Big 12 start vs. K-State (2/9)
- Scored then-career-high 11 points on 5-of-6 shooting, added 7 rebounds and 3 blocks in 17 minutes vs. TCU (2/2)
- Played 20 minutes off bench in win over No. 8 Texas Tech (1/19), posting 6 points and 5 rebounds, including 4 late free throws
- Awarded scholarship prior to 2018-19 season
- Played only 16 minutes during 2015-16 freshman season at Carleton, totaling 4 points, 7 rebounds and 2 blocks
- Developed into 2nd-team All-MIAC and All-MIAC Defensive Team selection as sophomore in 2016-17
- Averaged 10.0 points, 8.3 rebounds and 23.6 blocks in 22.8 minutes per game during sophomore season
- First played organized basketball in eighth grade and missed parts of three high school seasons with injuries
- AP distinction scholar and summa cum laude graduate at East Ridge High School in Woodbury, Minn.

2018-19 GAME-BY-GAME

OPPONENT	DATE	GS	MIN	FG	3FG	FT	OR-DR-TR	PF	A	T	B	S	PTS
Texas Southern	11/6		18	3-4	0-0	1-3	5-2-7	4	0	1	0	0	7
Southern	11/10	*	22	0-1	0-0	0-0	4-2-6	4	0	0	0	0	0
Prairie View A&M	11/12	*	16	0-1	0-0	0-0	0-2-2	2	1	2	2	0	0
Nicholls State	11/16		8	0-1	0-0	0-1	0-0-0	3	0	0	0	0	0
vs. Ole Miss	11/23		5	0-0	0-0	0-0	1-0-1	1	0	2	0	0	0
vs. George Mason	11/24			DNP									
South Dakota	11/27			DNP									
at Wichita State	12/1			DNP									
at Arizona	12/15			DNP									
Stephen F. Austin	12/18			DNP									
Oregon	12/21			DNP									
New Orleans	12/29		4	2-2	0-0	0-0	0-0-0	0	0	0	1	0	4
at TCU	1/5			DNP									
Iowa State	1/8			DNP									
Kansas	1/12		13	1-4	0-0	0-0	2-1-3	1	0	3	1	2	2
at Oklahoma State	1/14		9	0-0	0-0	4-4	1-1-2	2	0	0	0	1	4
Texas Tech	1/19		20	1-2	0-0	4-4	2-3-5	3	0	1	0	1	6
at West Virginia	1/21		8	1-2	0-0	0-0	3-1-4	4	0	0	0	0	2
Alabama	1/26		16	4-6	0-0	0-0	1-0-1	2	1	1	0	0	8
at Oklahoma	1/28		20	4-6	0-0	0-0	2-5-7	2	0	1	2	0	8
TCU	2/2		17	5-6	0-0	1-2	3-4-7	2	1	1	3	0	11
at Texas	2/6		23	3-3	0-0	1-2	2-2-4	2	1	1	0	1	7
Kansas State	2/9	*	31	6-7	0-0	1-4	6-3-9	4	2	3	2	1	13
Oklahoma	2/11	*	15	1-2	0-0	0-0	2-2-4	3	0	0	3	1	2
at Texas Tech	2/16	*	18	1-4	0-0	0-0	2-4-6	5	0	2	1	0	2
at Iowa State	2/19	*	31	7-8	0-0	0-0	3-7-10	4	0	2	2	0	14
West Virginia	2/23	*	14	0-0	0-0	2-2	0-0-0	5	0	0	1	0	2
Texas	2/27	*	36	4-7	0-0	0-0	4-7-11	2	1	1	4	2	8
at Kansas State	3/2												
Oklahoma State	3/6												
at Kansas	3/9												

GILLESPIE'S CARLETON STATS

YEAR	GP-GS	MIN-AVG	FG-A	PCT	3FG-A	PCT	FT-A	PCT	OFF-DEF-TOT	AVG	PF-D	A	TO	B	S	TP	AVG
2015-16 (FR.)	4-0	16-4.0	1-2	.500	0-0	.000	2-8	.250	0-7-7	1.8	2-0	1	0	2	1	4	1.0
2016-17 (SO.)	27-23	616-22.8	117-220	.532	0-0	.000	35-60	.583	72-152-224	8.3	75-3	22	37	69	15	269	10.0
CAREER	31-23	632-20.4	118-222	.532	0-0	.000	37-68	.544	72-159-231	7.5	77-3	23	37	71	16	273	8.8

GILLESPIE'S BAYLOR STATS

YEAR	GP-GS	MIN-AVG	FG-A	PCT	3FG-A	PCT	FT-A	PCT	OFF-DEF-TOT	AVG	PF-D	A	TO	B	S	TP	AVG
2018-19 (RJR.)	20-8	344-17.2	43-66	.652	0-0	.000	14-22	.636	43-46-89	4.5	55-2	7	21	22	9	100	5.0
BU CAREER	20-8	344-17.2	43-66	.652	0-0	.000	14-22	.636	43-46-89	4.5	55-2	7	21	22	9	100	5.0
NCAA CAREER	51-31	976-19.1	161-288	.559	0-0	.000	51-90	.567	115-205-320	6.3	132-5	30	58	93	25	373	7.3



4 — MARIO KEGLER

G/F • 6-7 • 230 • RSO. • SO
JACKSON, MISS. (MISSISSIPPI STATE)

KEGLER NOTEBOOK

- Long, athletic wing, sat out 2017-18 season after transferring following freshman year Mississippi State
- Has scored 10+ points in 11 games at Baylor and has grabbed 5+ rebounds in 17 of 22 games played at BU
- Last 10 Games: leads team with 13.2 points per game, 2nd with 5.8 rebounds per game; shooting 57% on 2-pointers (36-of-63)
- Shooting 46% (15-of-33) from 3-point range over last 10 games after shooting 14% (5-35) from downtown in previous 12 games
- Recorded 2nd-straight 20-point game with career-high 24 points in OT win vs. Texas (2/27), hit game-winning FTs with :03 left
- Posted career-first double-double with career-highs of 23 points and 10 boards, added 3 assists in win vs. West Virginia (2/23)
- Had 17 points and 7 rebounds in 27 minutes of Big 12/SEC Challenge win over Alabama (1/26)
- Posted then-career-high 18 points with 7 rebounds in 27 minutes of win at West Virginia (1/21)
- Had career-high 10 rebounds to go with 7 points, 2 assists, 1 block and 1 steal in win over No. 20 Iowa State (1/8/19)
- Scored 13 points, including crucial late-game 3-pointer, in only 22 minutes of win at Arizona (12/15/18)
- Posted 12 points, 6 rebounds and career-high 3 blocks in 31 minutes vs. South Dakota (11/27/18)
- Made BU debut on Nov. 27 vs. South Dakota, going 629 days between last game at MSU and first game at Baylor
- Started 31 games as true freshman at Mississippi State in 2016-17, averaging 9.7 points and 5.5 rebounds in 28.2 minutes
- Started all 18 games in SEC play, averaging 10.8 points, 5.6 rebounds and 1.6 assists in 29.2 minutes per game
- Scored in double-figures in 16 of 32 games at MSU, including career-highs of 17 points and 9 boards at Tennessee (2/4/17)
- Sank multiple 3-pointers in 13 games, including 5-game stretch when he went a combined 13-of-22 from downtown
- Ranked No. 47 recruit nationally in 2016 ESPN100 and No. 52 overall in 247Sports composite rankings

2018-19 GAME-BY-GAME

OPPONENT	DATE	GS	MIN	FG	3FG	FT	OR-DR-TR	PF	A	T	B	S	PTS
Texas Southern	11/6			DNP									
Southern	11/10			DNP									
Prairie View A&M	11/12			DNP									
Nicholls State	11/16			DNP									
vs. Ole Miss	11/23			DNP									
vs. George Mason	11/24			DNP									
South Dakota	11/27	*	31	4-11	1-6	3-8	2-4-6	1	1	1	3	0	12
at Wichita State	12/1	*	34	5-16	0-6	2-2	3-3-6	4	0	2	0	0	12
at Arizona	12/15	*	22	4-9	1-3	4-4	1-5-6	4	0	5	0	0	13
Stephen F. Austin	12/18	*	23	0-6	0-2	0-0	1-4-5	4	1	3	1	1	0
Oregon	12/21	*	28	2-5	0-2	3-5	0-6-6	4	2	4	0	0	7
New Orleans	12/29	*	30	5-9	0-2	0-0	2-6-8	3	1	2	1	2	10
at TCU	1/5	*	29	4-7	0-1	1-2	1-4-5	4	1	3	0	1	9
Iowa State	1/8	*	32	3-10	0-2	1-1	3-7-10	1	2	2	1	1	7
Kansas	1/12	*	31	2-8	1-4	0-1	2-4-6	3	3	2	1	2	5
at Oklahoma State	1/14	*	17	0-4	0-0	1-4	1-2-3	3	0	2	3	0	1
Texas Tech	1/19	*	21	4-8	1-3	0-0	1-4-5	3	0	1	0	0	9
at West Virginia	1/21	*	27	6-9	1-4	5-5	1-6-7	3	1	2	0	1	18
Alabama	1/26	*	27	7-13	1-4	2-3	3-4-7	1	0	0	0	0	17
at Oklahoma	1/28	*	21	4-5	1-1	2-3	0-4-4	2	0	0	0	0	11
TCU	2/2	*	23	3-7	0-2	0-0	0-6-6	2	2	1	0	0	6
at Texas	2/6	*	20	4-9	1-2	1-3	1-2-3	3	1	0	1	0	10
Kansas State	2/9	*	29	3-8	1-3	1-2	2-2-4	1	1	0	0	0	8
Oklahoma	2/11	*	31	4-9	1-2	0-2	3-4-7	4	1	1	0	1	9
at Texas Tech	2/16	*	28	4-9	3-6	4-5	1-3-4	4	0	1	0	0	15
at Iowa State	2/19	*	33	4-9	1-4	0-0	3-3-6	1	5	0	0	0	9
West Virginia	2/23	*	34	6-7	2-3	9-11	2-8-10	3	3	4	0	0	23
Texas	2/27	*	41	7-15	4-6	6-8	3-4-7	2	3	1	2	0	24
at Kansas State	3/2												
Oklahoma State	3/6												
at Kansas	3/9												

SEASON HIGHS

Points: — 24 vs. Texas (2/27/19)
FG: — 7 vs. Alabama (1/26/19); vs. Texas (2/27/19)
FGA: — 16 at Wichita State (12/1/18)
3FG: — 4 vs. Texas (2/27/19)
3FGA: — 6, four times
FT: — 9 vs. West Virginia (2/23/19)
FTA: — 11 vs. West Virginia (2/23/19)
Rebounds: — 10 vs. Iowa State (1/8/19); vs. West Virginia (2/23/19)
Assists: — 5 at Iowa State (2/19/19)
Turnovers: — 5 at Arizona (12/15/18)
Blocks: — 3 vs. South Dakota (11/27/18); at Oklahoma State (1/14/19)
Steals: — 2 vs. New Orleans (12/29/18); vs. Kansas (1/12/19)
Minutes Played: — 41 vs. Texas (2/27/19)

CAREER HIGHS

Points: — 24 vs. Texas (2/27/19)
FG: — 7, three times
FGA: — 16 at Wichita State (12/1/18)
3FG: — 4, three times
3FGA: — 8 vs. Georgia State (12/4/16)
FT: — 9 vs. West Virginia (2/23/19)
FTA: — 11 vs. West Virginia (2/23/19)
Rebounds: — 10 vs. Iowa State (1/8/19); vs. West Virginia (2/23/19)
Assists: — 5 at Arkansas (1/10/17); at Iowa State (2/19/19)
Turnovers: — 5 at South Carolina (2/28/17); at Arizona (12/15/18)
Blocks: — 3 vs. South Dakota (11/27/18); at Oklahoma State (1/14/19)
Steals: — 2, eight times
Minutes Played: — 41 vs. Texas (2/27/19)

MISCELLANEOUS

	18-19	BU RECORD
Double-Figure Points:	11	8-3
Double-Figure Rebounds:	2	2-0
Double-Doubles:	1	1-0
20+ Points:	2	2-0
5+ Assists:	1	1-0
2+ Blocks:	3	3-0
Led team in Points:	4	3-1
Led team in Rebounds:	3	3-0
Led team in Blocks:	2	1-1
Led team in Assists:	1	1-0

KEGLER'S MISSISSIPPI STATE STATS

YEAR	GP-GS	MIN-AVG	FG-A	PCT	3FG-A	PCT	FT-A	PCT	OFF-DEF-TOT	AVG	PF-D	A	TO	B	S	TP	AVG
2016-17 (FR.)	32-31	901-28.2	106-252	.421	40-116	.345	58-88	.659	37-138-175	5.5	78-2	37	60	8	22	310	9.7
MSU CAREER	32-31	901-28.2	106-252	.421	40-116	.345	58-88	.659	37-138-175	5.5	78-2	37	60	8	22	310	9.7

KEGLER'S BAYLOR STATS

YEAR	GP-GS	MIN-AVG	FG-A	PCT	3FG-A	PCT	FT-A	PCT	OFF-DEF-TOT	AVG	PF-D	A	TO	B	S	TP	AVG
2018-19 (RSO.)	22-22	612-27.8	85-193	.440	20-68	.294	45-69	.652	36-95-131	6.0	60-0	28	37	13	9	235	10.7
BU CAREER	22-22	612-27.8	85-193	.440	20-68	.294	45-69	.652	36-95-131	6.0	60-0	28	37	13	9	235	10.7
NCAA CAREER	54-53	1513-28.0	191-445	.429	60-184	.326	103-157	.656	73-233-306	5.7	138-2	65	97	21	31	545	10.1



10 — MAKAI MASON

G • 6-1 • 185 • RSR. • TR
GREENFIELD, MASS. (YALE)

SEASON HIGHS

Points: — 40 vs. TCU (2/2/19)
FG: — 14 vs. TCU (2/2/19)
FGA: — 20 vs. TCU (2/2/19)
3FG: — 9 vs. TCU (2/2/19)
3FGA: — 12 vs. TCU (2/2/19)
FT: — 8 vs. George Mason (11/24/18)
FTA: — 9 at West Virginia (1/21/19)
Rebounds: — 7 at Arizona (12/15/18)
Assists: — 8 vs. Oklahoma (2/11/19)
Turnovers: — 5 at West Virginia (1/21/19)
Blocks: —
Steals: — 2 vs. New Orleans (12/29/18)
Minutes Played: — 38, three times

CAREER HIGHS

Points: — 40 vs. TCU (2/2/19)
FG: — 14 vs. TCU (2/2/19)
FGA: — 20 vs. TCU (2/2/19)
3FG: — 9 vs. TCU (2/2/19)
3FGA: — 12 vs. TCU (2/2/19)
FT: — 11 vs. Baylor (3/19/16)
FTA: — 11 vs. Baylor (3/19/16); at SMU (11/22/15)
Rebounds: — 7 at Arizona (12/15/18)
Assists: — 8 at Duke (11/25/15); vs. Oklahoma (2/11/19)
Turnovers: — 6 at Princeton (2/19/16); vs. Vermont (12/5/15)
Blocks: — 1, four times
Steals: — 3, three times
Minutes Played: — 40 vs. Duke (3/19/16); vs. Dartmouth (2/27/16)

MISCELLANEOUS

	18-19	BU RECORD
Double-Figure Points:	18	14.4
Double-Doubles:	—	—
20+ Points:	4	4.0
5+ Assists:	3	2.1
Led team in Points:	6	6.0
Led team in Rebounds:	—	—
Led team in Assists:	8	6.2

MASON NOTEBOOK

- First graduate transfer in program history, joined Bears after graduating from Yale in May 2018 with political science degree
- Committed to Baylor in summer 2017, prior to fourth and final season at Yale
- Started and played 20+ minutes in all 23 games played; scored 10+ points in 18 of 23 games
- Had career-best streak of 13 straight games with 10+ points snapped at Texas (2/6) while limited due to toe injury
- Posted 7th 40-point game in program history with 40 points on 14-of-20 FGs, 9-of-12 3FGs in win vs. TCU (2/2)
- Led BU to win at West Virginia (1/21/19) with season-high 29 points in 38 minutes, including 8-of-8 on 2-point field goals
- Scored 25 points, including 7 points in final 2 minutes, to lead Baylor to 73-70 win over No. 20 Iowa State (1/8/19)
- Posted 22 points and career-high 7 rebounds in 35 minutes of win at Arizona (12/15/18)
- Had 18 points in both Emerald Coast Classic games in Florida, vs. Ole Miss (11/23/18) and George Mason (11/24/18)
- Made Baylor debut vs. Nicholls (11/16/18), posted 11 points in 21 minutes while limited due to ankle sprain
- Has scored in double-figures in 53 of 85 career games (18 of 23 at Baylor), including 13 games of 20+ points (4 at BU)
- Played 61 games over first two seasons at Yale, but limited to just 1 game over final two seasons by injuries
- Helped Bulldogs to 45-17 record in 62 career games played, including 24-5 in Ivy League
- Three-time Ivy League Player of the Week and 2016 first-team All-Ivy selection
- Started all 30 games and averaged 16.0 points and 3.8 assists in 32.7 minutes per game as sophomore in 2015-16
- Scored Yale-career-high 31 points and went perfect 11-of-11 at foul line in 2016 NCAA Tournament first round win over Baylor

2018-19 GAME-BY-GAME

OPPONENT	DATE	GS	MIN	FG	3FG	FT	OR-DR-TR	PF	A	T	B	S	PTS
Texas Southern	11/6			DNP									
Southern	11/10			DNP									
Prairie View A&M	11/12			DNP									
Nicholls State	11/16	*	21	4-7	3-5	0-0	1-1-2	0	1	2	0	1	11
vs. Ole Miss	11/23	*	35	6-14	1-5	5-5	0-0-0	4	5	1	0	1	18
vs. George Mason	11/24	*	38	5-14	0-4	8-8	0-1-1	3	2	3	0	0	18
South Dakota	11/27	*	30	3-8	2-4	2-5	1-3-4	0	4	3	0	0	10
at Wichita State	12/1	*	30	2-11	1-5	4-4	0-3-3	4	1	3	0	0	9
at Arizona	12/15	*	35	8-15	2-7	4-6	2-5-7	2	1	3	0	0	22
Stephen F. Austin	12/18	*	33	5-10	1-3	0-0	0-3-3	2	4	4	0	1	11
Oregon	12/21	*	34	5-10	2-6	2-2	0-3-3	1	4	0	0	0	14
New Orleans	12/29	*	26	4-8	2-5	3-4	1-4-5	1	5	3	0	2	13
at TCU	1/5	*	33	4-12	2-7	5-6	0-3-3	3	3	3	0	1	15
Iowa State	1/8	*	38	8-15	4-9	5-6	0-3-3	2	3	2	0	0	25
Kansas	1/12	*	32	3-12	2-8	3-4	0-1-1	4	2	3	0	0	11
at Oklahoma State	1/14	*	28	4-10	3-5	2-2	0-2-2	4	2	2	0	0	13
Texas Tech	1/19	*	32	4-10	4-7	4-4	0-0-0	4	2	1	0	0	16
at West Virginia	1/21	*	38	10-16	2-8	7-9	0-4-4	1	4	5	0	1	29
Alabama	1/26	*	31	5-10	1-4	2-2	0-3-3	1	4	4	0	1	13
at Oklahoma	1/28	*	29	5-9	1-3	1-4	0-1-1	1	4	1	0	1	12
TCU	2/2	*	33	14-20	9-12	3-4	0-0-0	4	4	3	0	0	40
at Texas	2/6	*	23	1-7	0-1	3-3	0-0-0	1	2	3	0	0	5
Kansas State	2/9			DNP									
Oklahoma	2/11	*	35	2-14	0-5	2-2	0-1-1	0	8	2	0	0	6
at Texas Tech	2/16			DNP									
at Iowa State	2/19	*	31	4-18	2-10	4-5	2-3-5	0	3	4	0	0	14
West Virginia	2/23	*	33	0-7	0-2	4-4	0-1-1	1	1	3	0	0	4
Texas	2/27	*	29	1-10	1-4	3-3	2-2-4	2	3	1	0	0	6
at Kansas State	3/2												
Oklahoma State	3/6												
at Kansas	3/9												

MASON'S YALE STATS

YEAR	GP-GS	MIN-AVG	FG-A	PCT	3FG-A	PCT	FT-A	PCT	OFF-DEF-TOT	AVG	PF-D	A	TO	B	S	TP	AVG
2014-15 (FR.)	31-0	595-19.2	63-139	.453	17-48	.354	48-66	.727	14-55-69	2.2	52-0	49	33	2	20	191	6.2
2015-16 (SO.)	30-30	980-32.7	161-377	.427	55-154	.357	104-129	.806	15-68-83	2.8	55-0	115	91	2	25	481	16.0
2016-17 (JR.)		-redshirt-															
2017-18 (RJR.)	1-0	21-21.0	2-6	.333	2-3	.667	2-5	.400	0-0-0	0.0	0-0	1	1	0	0	8	8.0
CAREER	62-30	1596-25.7	226-522	.433	74-205	.361	154-200	.770	29-123-152	2.5	107-0	165	125	4	45	680	11.0

MASON'S BAYLOR STATS

YEAR	GP-GS	MIN-AVG	FG-A	PCT	3FG-A	PCT	FT-A	PCT	OFF-DEF-TOT	AVG	PF-D	A	TO	B	S	TP	AVG
2018-19 (RSR.)	23-23	727-31.6	107-267	.401	45-129	.349	76-92	.826	9-47-56	2.4	45-0	72	59	0	10	335	14.6
BU CAREER	23-23	727-31.6	107-267	.401	45-129	.349	76-92	.826	9-47-56	2.4	45-0	72	59	0	10	335	14.6
NCAA CAREER	85-53	2323-27.3	333-789	.422	119-334	.356	230-292	.788	38-170-208	2.4	152-0	237	184	4	55	1015	11.9



24 – MATTHEW MAYER

G/F • 6-9 • 200 • FR. • HS

AUSTIN, TEXAS (WESTLAKE HS)

SEASON/CAREER HIGHS

Points: – 18 vs. Nicholls (11/16/18)
 FG: – 7 vs. Nicholls (11/16/18)
 FGA: – 12 vs. Nicholls (11/16/18)
 3FG: – 3 vs. Nicholls (11/16/18)
 3FGA: – 6 vs. Nicholls (11/16/18)
 FT: – 5, three times
 FTA: – 8 at Texas Tech (2/16/19)
 Rebounds: – 7 vs. Ole Miss (11/23/18)
 Assists: – 3 vs. Alabama (1/26/19); vs. TCU (2/2/19)
 Turnovers: – 5 vs. Ole Miss (11/23/18)
 Blocks: – 2 vs. Alabama (1/26/19)
 Steals: – 4 at Oklahoma (1/28/19)
 Minutes Played: – 30 vs. Ole Miss (11/23/18)

MISCELLANEOUS

	18-19	BU RECORD
Double-Figure Points:	5	2-3
Double-Figure Rebounds:	–	–
Double-Doubles:	–	–
5+ Assists:	–	–
Led team in Points:	1	1-0
Led team in Rebounds:	1	0-1
Led team in Blocks:	2	1-1
Led team in Assists:	–	–
Led team in Bench Points:	10	4-6

MAYER NOTEBOOK

- Freshman wing with length, range and ability to score in bunches
- Played off bench in all 28 games this season, including 20 games with double-digit minutes played
- Last 10 Games: 50 points, 26 rebounds, 11 assists, 7 steals; Prior 5 Games: 7 points, 6 rebounds, 2 assists, 4 steals
- Has scored in double-figures off bench in 5 games this season, including 18 vs. Nicholls State, 17 at TCU and 10 at Texas
- Played solid floor game with 9 points, 5 rebounds, 3 assists, 2 blocks and 1 steal in 22 minutes off bench vs. Alabama (1/26)
- Scored 17 points on just 5-of-9 shooting in 14 minutes off bench at TCU (1/5)
- Posted game-high 18 points in just 18 minutes off bench vs. Nicholls State (11/16)
- Came off bench for 12 points, 2 rebounds and 2 assists in 16 minutes vs. Southern (11/10)
- Had 6 rebounds (5 offensive) in just 11 minutes off bench in collegiate debut vs. Texas Southern (11/6)
- Four-star recruit from Austin's Westlake High School, ranked among top-100 recruits nationally in 2018 class
- Helped Westlake to 36-4 record as senior in 2017-18, playing alongside Xavier's Keonte Kennedy and Texas' Brock Cunningham
- Scored 15 points during a 12-minute scrimmage period at Vanderbilt in October
- Committed to Baylor in June 2017, more than a year prior to enrolling at BU

2018-19 GAME-BY-GAME

OPPONENT	DATE	GS	MIN	FG	3FG	FT	OR-DR-TR	PF	A	T	B	S	PTS
Texas Southern	11/6	11	0-8	0-2	0-1	5-1-6	0	0	2	0	0	0	0
Southern	11/10	16	3-9	1-4	5-6	0-2-2	2	2	0	0	1	12	
Prairie View A&M	11/12	9	2-4	0-0	0-0	0-2-2	2	1	0	1	0	4	
Nicholls State	11/16	18	7-12	3-6	1-2	1-4-5	1	0	0	1	0	18	
vs. Ole Miss	11/23	30	3-7	1-4	5-6	2-5-7	4	1	5	0	0	12	
vs. George Mason	11/24	10	1-4	0-1	0-0	0-1-1	2	0	2	0	0	2	
South Dakota	11/27	15	3-9	2-4	1-2	0-4-4	1	2	0	0	0	9	
at Wichita State	12/1	11	1-3	0-1	2-3	1-0-1	1	0	0	1	0	4	
at Arizona	12/15	14	0-3	0-1	1-2	1-0-1	1	2	0	0	0	1	
Stephen F. Austin	12/18	7	2-5	2-3	0-0	1-0-1	1	0	0	1	1	6	
Oregon	12/21	9	0-1	0-1	0-0	0-0-0	0	0	2	0	0	0	
New Orleans	12/29	12	1-6	1-2	0-0	0-0-0	0	2	0	1	1	3	
at TCU	1/5	14	5-9	2-3	5-7	0-2-2	0	1	0	0	1	17	
Iowa State	1/8	8	0-2	0-2	0-0	0-0-0	0	0	1	0	1	0	
Kansas	1/12	12	3-10	0-2	1-1	2-1-3	3	1	0	0	1	7	
at Oklahoma State	1/14	2	0-1	0-0	0-0	0-0-0	0	0	0	0	1	0	
Texas Tech	1/19	3	0-2	0-2	0-0	0-1-1	1	0	0	0	1	0	
at West Virginia	1/21	13	0-3	0-2	0-2	1-1-2	1	1	0	0	0	0	
Alabama	1/26	22	4-8	0-2	1-1	1-4-5	0	3	1	2	1	9	
at Oklahoma	1/28	21	1-3	1-2	1-2	0-3-3	1	2	2	0	4	4	
TCU	2/2	18	2-7	1-4	0-0	2-3-5	1	3	0	0	0	5	
at Texas	2/6	14	4-7	2-4	0-0	2-1-3	3	1	3	0	1	10	
Kansas State	2/9	16	2-7	1-3	2-2	2-1-3	1	1	2	0	0	7	
Oklahoma	2/11	11	2-6	1-2	0-0	0-1-1	1	0	2	0	0	5	
at Texas Tech	2/16	22	1-6	1-3	4-8	0-1-1	4	0	1	1	1	7	
at Iowa State	2/19	8	0-0	0-0	0-0	1-1-2	0	0	0	0	0	0	
West Virginia	2/23	13	1-4	1-2	0-0	1-2-3	3	0	0	0	0	3	
Texas	2/27	5	0-1	0-1	0-0	0-0-0	0	1	0	0	0	0	
at Kansas State	3/2												
Oklahoma State	3/6												
at Kansas	3/9												

MAYER'S CAREER STATS

YEAR	GP-GS	MIN-AVG	FG-A	PCT	3FG-A	PCT	FT-A	PCT	OFF-DEF-TOT	AVG	PF-D	A	TO	B	S	TP	AVG
2018-19 (FR.)	28-0	364-13.0	48-147	.327	20-63	.317	29-45	.644	23-41-64	2.3	34-0	24	23	8	15	145	5.2
CAREER	28-0	364-13.0	48-147	.327	20-63	.317	29-45	.644	23-41-64	2.3	34-0	24	23	8	15	145	5.2



3 — KING MCCLURE

G • 6-3 • 215 • SR. • 3L
DALLAS, TEXAS (TRIPLE A ACADEMY)

SEASON HIGHS

Points: — 29 at Oklahoma State (11/14/19)
FG: — 10 vs. Texas Southern (11/6/18)
FGA: — 18 vs. Texas Southern (11/6/18)
3FG: — 7 at Oklahoma State (11/14/19)
3FGA: — 11 vs. GMU (11/24/18); at Oklahoma State (11/14/19)
FT: — 6 vs. George Mason (11/24/18)
FTA: — 7 vs. George Mason (11/24/18)
Rebounds: — 14 vs. George Mason (11/24/18)
Assists: — 7 vs. Southern (11/10/18)
Turnovers: — 5, three times
Blocks: — 2 vs. New Orleans (12/29/18); vs. TCU (2/2/19)
Steals: — 5 vs. Oregon (12/21/18)
Minutes Played: — 38 at Oklahoma State (11/14/19)

CAREER HIGHS

Points: — 29 at Oklahoma State (11/14/19)
FG: — 10 vs. Texas Southern (11/6/18)
FGA: — 18 vs. Texas Southern (11/6/18)
3FG: — 7 at Oklahoma State (11/14/19)
3FGA: — 12 vs. Randall (12/9/17)
FT: — 7 vs. Texas Tech (2/17/18)
FTA: — 8 vs. Texas Tech (2/17/18)
Rebounds: — 14 vs. George Mason (11/24/18)
Assists: — 7 vs. Southern (11/10/18)
Turnovers: — 5, four times
Blocks: — 2 vs. New Orleans (12/29/18); vs. TCU (2/2/19)
Steals: — 5 vs. Savannah State (11/23/15); vs. Oregon (12/21/18)
Minutes Played: — 38 at Oklahoma State (11/14/19)

MISCELLANEOUS

	18-19	CAREER	BU RECORD
Double-Figure Points:	7	33	23-10
Double-Figure Rebounds:	2	2	1-1
Double-Doubles:	1	1	1-0
20+ Points:	4	5	4-1
5+ Assists:	2	5	3-2
Led team in Points:	4	9	6-3
Led team in Rebounds:	5	5	3-2
Led team in Assists:	4	5	3-2
Led team in Bench Points:	—	12	7-5

MCCLURE NOTEBOOK

- Strong, physical senior guard, has played 123 games and made 56 starts during 4-year Baylor career
- Switched from No. 22 to No. 3 prior to senior season to honor teammate Jake Lindsey, who will miss 2018-19 season
- Shifted from shooting guard to 3-spot in 3-guard lineup with Tristan Clark out, but missed 5 straight games with knee injury
- Has scored 20+ points in 4 games this season after doing so in 1 of 100 games over first 3 seasons at Baylor
- Returned to rotation in OT win vs. Texas (2/27) after missing 5 straight games with knee injury; played 7 minutes off bench
- Posted career-highs in points (29), minutes (38) and 3FGs (7-of-11), added 9 rebounds and 4 assists in win at OSU (11/14/19)
- Recorded career-first double-double with 27 points, 14 rebounds, 4 assists and 3 steals in 36 minutes vs. George Mason (11/24/18)
- Set school record for rebounds by a guard with 14 vs. GMU and had double-double before halftime (12p/10r)
- Set then-career highs in points (23), field goals made (10) and attempted (18) and minutes (36) in season opener vs. TXSO (11/6/18)
- Told basketball career was over due to heart condition in June 2015; had procedure and was cleared to resume in September 2015
- Scored in double-figures 13 times last season, has 33 career games of 10+ points, including 5 games with 20-plus points
- Posted then-career-highs of 19 points and 32 minutes in Hall of Fame Classic title game win vs. Creighton (11/21/17)
- Sparked comeback vs. Louisville (11/25/16) in Battle 4 Atlantis championship with 15 2nd-half points; played final 15 minutes
- Consensus top-100 recruit in 2015 class, ranked No. 54 nationally by 247Sports.com
- Three-time All-State selection, averaged at least 21 ppg in all four years of high school

2018-19 GAME-BY-GAME

OPPONENT	DATE	GS	MIN	FG	3FG	FT	OR-DR-TR	PF	A	T	B	S	PTS
Texas Southern	11/6	*	36	10-18	3-5	0-1	0-5-5	3	5	2	1	1	23
Southern	11/10	*	25	1-6	0-2	0-0	0-3-3	3	7	4	0	1	2
Prairie View A&M	11/12	*	30	8-11	5-8	0-0	1-7-8	2	2	5	1	1	21
Nicholls State	11/16	*	21	5-8	1-4	0-0	1-2-3	3	3	1	1	1	11
vs. Ole Miss	11/23	*	31	0-4	0-3	0-0	1-1-2	3	1	3	0	2	0
vs. George Mason	11/24	*	36	8-17	5-11	6-7	3-11-14	3	4	2	0	3	27
South Dakota	11/27	*	33	6-11	3-6	0-0	1-5-6	2	0	1	0	0	15
at Wichita State	12/1	*	29	4-12	2-5	0-0	1-5-6	2	1	0	0	1	10
at Arizona	12/15	*	27	0-3	0-1	0-1	0-2-2	1	3	5	0	4	0
Stephen F. Austin	12/18	*	30	2-10	1-7	0-0	0-3-3	3	1	2	0	2	5
Oregon	12/21	*	34	2-8	2-4	2-2	1-3-4	2	1	4	0	5	8
New Orleans	12/29	*	24	3-8	2-5	0-0	2-1-3	2	3	3	2	2	8
at TCU	1/5	*	32	3-8	0-2	1-1	1-3-4	2	2	0	0	0	7
Iowa State	1/8	*	33	2-7	1-4	1-1	3-3-6	4	1	0	0	0	6
Kansas	1/12	*	28	1-8	0-3	2-2	3-7-10	2	2	0	0	2	4
at Oklahoma State	1/14	*	38	9-14	7-11	4-4	2-7-9	1	4	1	0	0	29
Texas Tech	1/19	*	37	3-9	2-5	0-0	1-5-6	2	4	2	0	4	8
at West Virginia	1/21	*	31	4-10	0-3	0-3	2-6-8	4	0	5	0	1	8
Alabama	1/26	*	17	2-6	2-5	1-2	2-0-2	1	0	0	1	1	7
at Oklahoma	1/28	*	24	3-8	2-4	0-0	0-3-3	3	2	0	0	0	8
TCU	2/2	*	22	2-4	1-2	0-0	1-4-5	0	3	1	2	0	5
at Texas	2/6	*	23	2-5	1-2	1-2	1-5-6	3	2	2	0	0	6
Kansas State	2/9												DNP
Oklahoma	2/11												DNP
at Texas Tech	2/16												DNP
at Iowa State	2/19												DNP
West Virginia	2/23												DNP
Texas	2/27		7	0-0	0-0	0-2	0-0-0	0	0	1	0	0	0
at Kansas State	3/2												
Oklahoma State	3/6												
at Kansas	3/9												

MCCLURE'S CAREER STATS

YEAR	GP-GS	MIN-AVG	FG-A	PCT	3FG-A	PCT	FT-A	PCT	OFF-DEF-TOT	AVG	PF-D	A	TO	B	S	TP	AVG
2015-16 (FR.)	34-0	444-13.1	52-116	.448	29-77	.377	18-27	.667	8-31-39	1.1	47-0	22	14	4	30	151	4.4
2016-17 (SO.)	32-13	459-14.3	54-122	.443	28-77	.364	24-32	.750	9-31-40	1.3	41-0	26	25	2	14	160	5.0
2017-18 (JR.)	34-21	814-23.9	93-237	.392	42-120	.350	49-64	.766	16-68-84	2.5	79-0	57	53	1	31	277	8.1
2018-19 (SR.)	23-22	648-28.2	80-195	.410	40-102	.392	18-28	.643	27-91-118	5.1	51-0	51	44	8	31	218	9.5
CAREER	123-56	2365-19.2	279-670	.416	139-376	.370	109-151	.722	60-221-281	2.3	218-0	156	136	15	106	806	6.6



15 – OBIM OKEKE

G • 6-0 • 225 • JR. • SO
LAS VEGAS, NEV. (BISHOP GORMAN HS)

SEASON HIGHS

Points: – 3 at Oklahoma (1/28/19)
FG: – 1, three times
FGA: – 3 at Texas Tech (2/16/19)
3FG: – 1 at Oklahoma (1/28/19)
3FGA: – 2 vs. Nicholls State (11/16/18); at Texas Tech (2/16/19)
FT: –
FTA: –
Rebounds: – 1 vs. TCU (2/2/19); vs. Kansas State (2/9/19)
Assists: –
Turnovers: – 1 vs. Southern (11/10/18); at Texas Tech (2/16/19)
Blocks: –
Steals: – 1 vs. Southern (11/10/18); vs. Kansas State (2/9/19)
Minutes Played: – 10 vs. Kansas State (2/9/19)

CAREER HIGHS

Points: – 3 vs. Texas Southern (12/14/17); at Oklahoma (1/28/19)
FG: – 1, four times
FGA: – 3 vs. Texas Southern (12/14/17); at Texas Tech (2/16/19)
3FG: – 1 vs. Texas Southern (12/14/17); at Oklahoma (1/28/19)
3FGA: – 2, four times
FT: –
FTA: –
Rebounds: – 2 vs. Savannah State (12/17/17)
Assists: – 1, three times
Turnovers: – 2 vs. Southern (12/20/17)
Blocks: –
Steals: – 1, three times
Minutes Played: – 10 vs. Kansas State (2/9/19)

MISCELLANEOUS

	18-19	BU RECORD
Double-Figure Points:	–	–
Led team in Points:	–	–
Led team in Rebounds:	–	–
Led team in Assists:	–	–

OKEKE NOTEBOOK

- Junior walk-on guard, played 3 seasons on Baylor football team before switching to MBB after 2017 FB season
- Has come off bench to play 8 games this season, including 4 of last 9 games
- Appeared in 15 games during 2 seasons on basketball team, totaling 10 points, 4 rebounds, 3 assists and 3 steals in 52 minutes
- Played career-high 10 minutes vs. K-State (2/9/19), filling in as back-up point guard with Mason and McClure injured
- Made Baylor MBB debut vs. Sam Houston State on Dec. 4, 2017, just 10 days after finishing football season
- Played in 5 football games during 2 seasons of action with Baylor football as running back and kick returner
- Won 5 state titles at Bishop Gorman HS in Las Vegas, 3 in basketball and 2 in football

2018-19 GAME-BY-GAME

OPPONENT	DATE	GS	MIN	FG	3FG	FT	OR-DR-TR	PF	A	T	B	S	PTS
Texas Southern	11/6	2	0-0	0-0	0-0	0-0-0	2	0	0	0	0	0	0
Southern	11/10	2	0-1	0-1	0-0	0-0-0	0	0	1	0	1	0	0
Prairie View A&M	11/12		DNP										
Nicholls State	11/16	4	0-2	0-2	0-0	0-0-0	1	0	0	0	0	0	0
vs. Ole Miss	11/23		DNP										
vs. George Mason	11/24		DNP										
South Dakota	11/27		DNP										
at Wichita State	12/1		DNP										
at Arizona	12/15		DNP										
Stephen F. Austin	12/18		DNP										
Oregon	12/21		DNP										
New Orleans	12/29	1	0-1	0-1	0-0	0-0-0	0	0	0	0	0	0	0
at TCU	1/5		DNP										
Iowa State	1/8		DNP										
Kansas	1/12		DNP										
at Oklahoma State	1/14		DNP										
Texas Tech	1/19		DNP										
at West Virginia	1/21		DNP										
Alabama	1/26		DNP										
at Oklahoma	1/28	1	1-1	1-1	0-0	0-0-0	1	0	0	0	0	0	3
TCU	2/2	2	1-1	0-0	0-0	1-0-1	0	0	0	0	0	0	2
at Texas	2/6		DNP										
Kansas State	2/9	10	0-1	0-1	0-0	0-1-1	2	0	0	0	0	1	0
Oklahoma	2/11		DNP										
at Texas Tech	2/16	9	1-3	0-2	0-0	0-0-0	1	0	1	0	0	0	2
at Iowa State	2/19		DNP										
West Virginia	2/23		DNP										
Texas	2/27		DNP										
at Kansas State	3/2												
Oklahoma State	3/6												
at Kansas	3/9												

OKEKE'S CAREER STATS

YEAR	GP-GS	MIN-AVG	FG-A	PCT	3FG-A	PCT	FT-A	PCT	OFF-DEF-TOT	AVG	PF-D	A	TO	B	S	TP	AVG
2017-18 (SO.)	7-0	21-3.0	1-8	.125	1-7	.143	0-0	.000	1-1-2	0.3	1-0	3	3	0	1	3	0.4
2018-19 (JR.)	8-0	31-3.9	3-10	.300	1-8	.125	0-0	.000	1-1-2	0.3	7-0	0	2	0	2	7	0.9
CAREER	15-0	52-3.5	4-18	.222	2-15	.133	0-0	.000	2-2-4	0.3	8-0	3	5	0	3	10	0.7



0 — FLO THAMBA

F • 6-10 • 245 • FR. • HS
KINSHASA, CONGO (MOUNTAIN MISSION SCHOOL)

SEASON/CAREER HIGHS

Points: — 6 vs. Southern (11/10/18); vs. Kansas (1/12/19)
FG: — 3 vs. Southern (11/10/18); vs. Kansas (1/12/19)
FGA: — 5 vs. Kansas (1/12/19)
3FG: —
3FGA: —
FT: — 3 vs. Nicholls (11/16/18); at Texas Tech (2/16/19)
FTA: — 4, four times
Rebounds: — 6, three times
Assists: — 3 vs. TCU (2/2/19)
Turnovers: — 2, four times
Blocks: — 2, six times
Steals: — 1, five times
Minutes Played: — 21 at OSU (1/14/19); vs. Oklahoma (2/11/19)

MISCELLANEOUS

	18-19	BU RECORD
Double-Figure Points:	—	—
Double-Figure Rebounds:	—	—
Double-Doubles:	—	—
2+ Blocks:	6	5-1
Led team in Points:	—	—
Led team in Rebounds:	—	—
Led team in Blocks:	4	3-1
Led team in Assists:	—	—

THAMBA NOTEBOOK


- Freshman big man with 7-foot-5 wingspan, originally from Kinshasa, Democratic Republic of the Congo
- Averaging 13.4 minutes in 14 games since Tristan Clark’s injury — saw 15+ minutes just once in 14 games prior to injury
- Has played off bench in all but 1 game this season, including 14 games with double-digit minutes
- Had season-highs with 6 rebounds, 3 assists and 2 blocks in 14 minutes of win vs. TCU (2/2)
- Chipped in 5 points, career-high 6 rebounds and career-high 2 assists in 16 minutes of win at West Virginia (1/21)
- Played career-high 21 minutes off bench in win at Oklahoma State (1/14), team was +13 when he was on floor
- Had career-highs of 6 points and 6 rebounds in just 13 minutes off bench on Saturday vs. Kansas
- Posted 6 points, 5 rebounds and 1 block in 13 minutes off bench vs. Southern (11/10)
- Had 4 points, 3 rebounds and 1 block in 9 minutes off bench in collegiate debut vs. Texas Southern (11/6)
- Grew up in South Africa, emigrated to United States in 2014
- Late addition to 2018 signing class, ranked No. 243 overall and No. 34 center by 247Sports
- Averaged 14.0 points, 10.0 rebounds and 1.5 blocks per game as senior at Mountain Mission School in Grundy, Va.

2018-19 GAME-BY-GAME

OPPONENT	DATE	GS	MIN	FG	3FG	FT	OR-DR-TR	PF	A	T	B	S	PTS
Texas Southern	11/6	9	2-3	0-0	0-1	2-1-3	0	0	1	1	0	0	4
Southern	11/10	13	3-3	0-0	0-0	2-3-5	1	0	1	1	0	0	6
Prairie View A&M	11/12	4	1-1	0-0	0-0	0-0-0	2	0	0	0	0	0	2
Nicholls State	11/16	14	1-2	0-0	3-4	0-3-3	3	1	1	0	0	0	5
vs. Ole Miss	11/23		DNP										
vs. George Mason	11/24	19	0-0	0-0	2-4	1-0-1	3	1	0	1	0	0	2
South Dakota	11/27	4	0-2	0-0	0-0	2-0-2	1	0	0	0	0	0	0
at Wichita State	12/1	5	0-0	0-0	0-0	0-0-0	2	0	0	0	0	0	0
at Arizona	12/15	14	1-2	0-0	0-0	3-1-4	1	0	1	1	0	0	2
Stephen F. Austin	12/18	4	0-1	0-0	0-0	0-2-2	1	0	0	1	0	0	0
Oregon	12/21	2	0-0	0-0	0-0	0-0-0	0	0	0	0	0	0	0
New Orleans	12/29	11	0-0	0-0	2-2	2-1-3	4	0	2	2	1	0	2
at TCU	1/5	1	0-0	0-0	0-0	0-0-0	1	0	1	0	0	0	0
Iowa State	1/8	6	0-1	0-0	0-0	0-1-1	1	0	0	2	0	0	0
Kansas	1/12	13	3-5	0-0	0-0	3-3-6	1	0	1	1	1	0	6
at Oklahoma State	1/14	21	1-1	0-0	0-0	0-0-0	2	1	2	1	0	0	2
Texas Tech	1/19	16	0-0	0-0	1-2	0-2-2	2	0	2	0	1	0	1
at West Virginia	1/21	16	2-2	0-0	1-4	3-3-6	3	2	1	0	0	0	5
Alabama	1/26	17	0-2	0-0	0-0	1-4-5	1	0	0	2	0	0	0
at Oklahoma	1/28	11	2-2	0-0	0-0	0-1-1	4	0	1	1	0	0	4
TCU	2/2	14	1-1	0-0	0-0	3-3-6	2	3	0	2	0	0	2
at Texas	2/6	12	2-2	0-0	0-1	1-1-2	3	0	1	0	0	0	4
Kansas State	2/9	9	0-0	0-0	0-0	0-0-0	1	0	1	2	0	0	0
Oklahoma	2/11	21	0-0	0-0	0-0	1-3-4	2	2	0	2	0	0	0
at Texas Tech	2/16	17	1-3	0-0	3-4	2-3-5	4	0	2	0	0	0	5
at Iowa State	2/19	9	1-3	0-0	1-2	2-2-4	0	0	0	0	1	0	3
West Virginia	2/23	9	0-0	0-0	1-2	0-2-2	4	0	0	0	0	0	1
Texas	2/27	2	0-0	0-0	0-0	0-0-0	0	0	0	0	0	1	0
at Kansas State	3/2												
Oklahoma State	3/6												
at Kansas	3/9												

THAMBA’S CAREER STATS

YEAR	GP-GS	MIN-AVG	FG-A	PCT	3FG-A	PCT	FT-A	PCT	OFF-DEF-TOT	AVG	PF-D	A	TO	B	S	TP	AVG
2018-19 (FR.)	27-0	293-10.9	21-36	.583	0-0	.000	14-26	.538	28-39-67	2.5	47-0	10	18	20	5	56	2.1
CAREER	27-0	293-10.9	21-36	.583	0-0	.000	14-26	.538	28-39-67	2.5	47-0	10	18	20	5	56	2.1



11 – MARK VITAL

G/F • 6-5 • 230 • RSO. • 1L

LAKE CHARLES, LA. (ADVANCED PREP INT'L (TEXAS))

SEASON HIGHS

Points: – 15 vs. West Virginia (2/23/19)
FG: – 6 at Texas (2/6/19)
FGA: – 13 vs. Kansas (1/12/19)
3FG: – 1, four times
3FGA: – 3 vs. Texas Southern (11/6/18); at Oklahoma (1/28/19)
FT: – 7 vs. Texas (2/27/19)
FTA: – 10 vs. Prairie View A&M (11/12/18); vs. Nicholls (11/16/18)
Rebounds: – 17 at Arizona (12/15/18)
Assists: – 5, three times
Turnovers: – 6 vs. SFA (12/18/18)
Blocks: – 3 vs. TCU (2/2/19); vs. Kansas State (2/9/19)
Steals: – 5 vs. SFA (12/18/18)
Minutes Played: – 41 vs. Texas (2/27/19)

CAREER HIGHS

Points: – 15 vs. West Virginia (2/23/19)
FG: – 6 at Texas (2/6/19)
FGA: – 13 vs. Kansas (1/12/19)
3FG: – 1, five times
3FGA: – 3 vs. Texas Southern (11/6/18); at Oklahoma (1/28/19)
FT: – 7 vs. Texas (2/27/19)
FTA: – 10 vs. Prairie View A&M (11/12/18); vs. Nicholls (11/16/18)
Rebounds: – 17 at Arizona (12/15/18)
Assists: – 8 vs. Oklahoma State (1/15/18)
Turnovers: – 7 vs. Kansas (2/10/18)
Blocks: – 3, three times
Steals: – 5 vs. SFA (12/18/18)
Minutes Played: – 41 vs. Texas (2/27/19)

MISCELLANEOUS

	18-19	CAREER	BU RECORD
Double-Figure Points:	8	17	9-8
Double-Figure Rebounds:	6	8	7-1
Double-Doubles:	2	2	2-0
5+ Assists:	3	7	6-1
2+ Blocks	8	12	9-3
Led team in Points:	1	2	0-2
Led team in Rebounds:	13	21	16-5
Led team in Assists:	7	13	7-6
Led team in Blocks:	8	12	8-4
Led team in Bench Points:	–	6	5-1

VITAL NOTEBOOK

- High-flying redshirt sophomore guard/forward from Lake Charles, La., sat out 2016-17 season before debuting in 2017-18
- Started all 28 games this season (8 at 5-spot, 18 at 4-spot, 2 at 3-spot); has started 46 of team's last 50 games
- Went perfect 7-for-7 at foul line and posted 13 points, 8 rebounds and 3 assists in 84-83 OT win vs. Texas (2/27/17)
- Posted 2nd career double-double with career-high 15 points, 14 rebounds, 2 assists and 2 blocks in win vs. West Virginia (2/23/19)
- Scored then-career-high 14 points on 6-of-8 shooting in 29 minutes at Texas (2/6/19)
- Led team with 13 rebounds, 5 assists and 2 steals in 32 minutes of win at Oklahoma State (1/14/19)
- Had career-high 17 rebounds (9 offensive) in win at Arizona (12/15/18), out-rebounding all 9 Arizona players combined (14 rebounds)
- Career-first double-double with 11 points, 11 rebounds and 5 assists in 29 minutes vs. Nicholls State (11/16/18)
- Has scored in double-figures 17 times during BU career, has 8 games with double-digit rebounds and 2 double-doubles
- Played in 33 games during redshirt freshman season, came off bench in first 11 games, then started 18 of final 22
- Nicknamed "Baby Rico" after former Baylor All-American power forward and fellow Louisianan Rico Gatherers
- Ranked No. 1 in Louisiana and No. 55 nationally in 2016 recruiting class by 247Sports.com
- Featured by Yahoo! as "Middle School Basketball's Most Impressive Dunker" in 2012
- Known for highlight-reel dunks, including jumping over four players in a slam dunk contest
- Committed to Baylor in September 2013, more than two years before signing day

2018-19 GAME-BY-GAME

OPPONENT	DATE	GS	MIN	FG	3FG	FT	OR-DR-TR	PF	A	T	B	S	PTS
Texas Southern	11/6	*	28	4-8	1-3	1-2	5-4-9	4	3	5	0	2	10
Southern	11/10	*	27	1-8	1-2	0-2	2-4-6	3	2	2	2	0	3
Prairie View A&M	11/12	*	30	0-3	0-1	4-10	0-3-3	2	4	3	1	1	4
Nicholls State	11/16	*	29	2-6	1-2	6-10	6-5-11	1	5	2	0	0	11
vs. Ole Miss	11/23	*	11	0-1	0-0	0-0	1-1-2	5	1	2	0	0	0
vs. George Mason	11/24	*	16	1-2	0-0	0-0	2-4-6	4	0	2	2	0	2
South Dakota	11/27	*	37	3-6	0-1	1-2	3-6-9	3	2	3	2	2	7
at Wichita State	12/1	*	33	3-4	0-0	3-4	3-5-8	3	2	3	2	1	9
at Arizona	12/15	*	36	2-6	0-2	1-7	9-8-17	3	2	2	1	1	5
Stephen F. Austin	12/18	*	36	3-5	0-1	1-5	7-5-12	2	1	6	0	5	7
Oregon	12/21	*	29	4-4	0-0	3-6	4-4-8	3	1	0	0	0	11
New Orleans	12/29	*	18	0-1	0-0	0-4	1-3-4	2	1	0	0	3	0
at TCU	1/5	*	33	4-5	0-0	3-5	3-1-4	4	4	1	0	2	11
Iowa State	1/8	*	16	1-3	0-1	2-2	2-0-2	2	0	1	0	1	4
Kansas	1/12	*	26	5-13	0-2	0-4	8-1-9	3	1	0	0	0	10
at Oklahoma State	1/14	*	32	2-8	0-0	1-1	6-7-13	1	5	2	1	2	5
Texas Tech	1/19	*	23	3-5	0-0	0-1	5-3-8	0	5	5	0	0	6
at West Virginia	1/21	*	15	0-1	0-0	2-2	2-2-4	4	3	1	0	2	2
Alabama	1/26	*	27	3-9	0-0	0-0	4-0-4	2	0	1	0	0	6
at Oklahoma	1/28	*	25	3-8	1-3	1-2	3-8-11	1	1	1	2	0	8
TCU	2/2	*	23	2-3	0-0	1-2	3-1-4	3	0	0	3	0	5
at Texas	2/6	*	29	6-8	0-0	2-3	0-3-3	3	0	0	0	1	14
Kansas State	2/9	*	35	3-5	0-1	1-1	2-3-5	5	4	2	3	0	7
Oklahoma	2/11	*	31	2-5	0-0	3-4	3-4-7	1	1	1	0	3	7
at Texas Tech	2/16	*	31	1-2	0-0	2-4	2-1-3	3	1	1	1	1	4
at Iowa State	2/19	*	22	3-8	0-0	0-0	5-0-5	4	2	0	1	0	6
West Virginia	2/23	*	33	5-10	0-0	5-9	5-9-14	1	2	1	2	0	15
Texas	2/27	*	41	3-9	0-0	7-7	5-3-8	2	3	1	1	0	13
at Kansas State	3/2												
Oklahoma State	3/6												
at Kansas	3/9												

VITAL'S CAREER STATS

YEAR	GP-GS	MIN-AVG	FG-A	PCT	3FG-A	PCT	FT-A	PCT	OFF-DEF-TOT	AVG	PF-D	A	TO	B	S	TP	AVG
2016-17 (FR.)		-redshirt-															
2017-18 (RFR.)	33-18	786-23.8	87-181	.481	1-10	.100	47-93	.505	75-109-184	5.6	73-0	71	68	21	26	222	6.7
2018-19 (RSO.)	28-28	772-27.6	69-156	.442	4-19	.211	50-99	.505	101-98-199	7.1	74-2	56	48	24	27	192	6.9
CAREER	61-46	1558-25.5	156-337	.463	5-29	.172	97-192	.505	176-207-383	6.3	147-2	127	116	45	53	414	6.8

2018-19 SEASON STATISTICS



2018-19 BAYLOR BASKETBALL
 Baylor Combined Team Statistics (as of Feb 27, 2019)
 All games



RECORD:	OVERALL	HOME	AWAY	NEUTRAL
ALL GAMES	19-9	13-4	5-4	1-1
CONFERENCE	10-5	6-2	4-3	0-0
NON-CONFERENCE	9-4	7-2	1-1	1-1

#	Player	gp-gs	min	avg	Total		3-Point		F-Throw		Rebounds				pf	dq	a	to	blk	stl	pts	avg
					fg-fga	fg%	3fg-fga	3fg%	ft-fa	ft%	off	def	tot	avg								
25	Clark, Tristan	14-14	417	29.8	84-114	.737	1-4	.250	36-54	.667	31	57	88	6.3	41	2	23	23	34	15	205	14.6
10	Mason, Makai	23-23	727	31.6	107-267	.401	45-129	.349	76-92	.826	9	47	56	2.4	45	0	72	59	0	10	335	14.6
04	Kegler, Mario	22-22	612	27.8	85-193	.440	20-68	.294	45-69	.652	36	95	131	6.0	60	0	28	37	13	9	235	10.7
12	Butler, Jared	28-15	725	25.9	92-229	.402	48-131	.366	37-45	.822	18	65	83	3.0	63	1	80	54	3	27	269	9.6
03	McClure, King	23-22	648	28.2	80-195	.410	40-102	.392	18-28	.643	27	91	118	5.1	51	0	51	44	8	31	218	9.5
02	Bandoo, Devonte	28-7	581	20.8	82-179	.458	44-108	.407	35-39	.897	14	43	57	2.0	32	0	39	32	2	16	243	8.7
11	Vital, Mark	28-28	772	27.6	69-156	.442	4-19	.211	50-99	.505	101	98	199	7.1	74	2	56	48	24	27	192	6.9
24	Mayer, Matthew	28-0	364	13.0	48-147	.327	20-63	.317	29-45	.644	23	41	64	2.3	34	0	24	23	8	15	145	5.2
98	Gillespie, Freddie	20-8	344	17.2	43-66	.652	0-0	.000	14-22	.636	43	46	89	4.5	55	2	7	21	22	9	100	5.0
01	Allen, Darius	13-1	111	8.5	11-33	.333	3-20	.150	3-9	.333	4	9	13	1.0	13	0	5	5	6	7	28	2.2
00	Thamba, Flo	27-0	293	10.9	21-36	.583	0-0	.000	14-26	.538	28	39	67	2.5	47	0	10	18	20	5	56	2.1
15	Okeke, Obim	8-0	31	3.9	3-10	.300	1-8	.125	0-0	.000	1	1	2	0.3	7	0	0	2	0	2	7	0.9
Team											46	43	89		2		2					
Total.....		28	5625		725-1625	.446	226-652	.347	357-528	.676	381	675	1056	37.7	524	7	395	368	140	173	2033	72.6
Opponents.....		28	5625		641-1533	.418	198-578	.343	376-551	.682	286	588	874	31.2	513	15	356	361	113	162	1856	66.3

TEAM STATISTICS	BU	OPP	Date	Opponent	Score	Att.
SCORING	2033	1856	11/06/18	TEXAS SOUTHERN	L 69-72	4327
Points per game	72.6	66.3	11/10/18	SOUTHERN	w 80-53	4344
Scoring margin	+6.3	-	11/12/18	PRAIRIE VIEW A&M	w 91-80	4019
FIELD GOALS-ATT	725-1625	641-1533	11/16/18	NICHOLLS STATE	w 81-54	8721
Field goal pct	.446	.418	11/23/18	vs Ole Miss	L 70-78	1250
3 POINT FG-ATT	226-652	198-578	11/24/18	vs George Mason	w 72-61	1250
3-point FG pct	.347	.343	11/27/18	SOUTH DAKOTA	w 63-57	4083
3-pt FG made per game	8.1	7.1	12/01/18	at Wichita St.	L 63-71	10506
FREE THROWS-ATT	357-528	376-551	12/15/18	at Arizona	w 58-49	13058
Free throw pct	.676	.682	12/18/18	STEPHEN F. AUSTIN	L 58-59	4336
F-Throws made per game	12.8	13.4	12/21/18	OREGON	w 57-47	7411
REBOUNDS	1056	874	12/29/18	NEW ORLEANS	w 84-44	6123
Rebounds per game	37.7	31.2	* 01/05/19	at TCU	L 81-85	6396
Rebounding margin	+6.5	-	* 01/08/19	IOWA STATE	w 73-70	5930
ASSISTS	395	356	* 01/12/19	KANSAS	L 68-73	9091
Assists per game	14.1	12.7	* 01/14/19	at Oklahoma St.	w 73-69	8194
TURNOVERS	368	361	* 01/19/19	TEXAS TECH	w 73-62	9018
Turnovers per game	13.1	12.9	* 01/21/19	at West Virginia	w 85-73	9936
Turnover margin	-0.2	-	01/26/19	ALABAMA	w 73-68	7094
Assist/turnover ratio	1.1	1.0	* 01/28/19	at Oklahoma	w 77-47	10193
STEALS	173	162	* 02/02/19	TCU	w 90-64	7337
Steals per game	6.2	5.8	* 02/06/19	at Texas	L 72-84	9831
BLOCKS	140	113	* 02/09/19	KANSAS STATE	L 63-70	8466
Blocks per game	5.0	4.0	* 02/11/19	OKLAHOMA	w 59-53	4517
ATTENDANCE	106875	99296	* 02/16/19	at Texas Tech	L 61-86	14598
Home games-Avg/Game	17-6287	9-10755	* 02/19/19	at Iowa State	w 73-69	14084
Neutral site-Avg/Game	-	2-1250	* 02/23/19	WEST VIRGINIA	w 82-75	6262
			* 02/27/19	TEXAS	Wot 84-83	5796

Score by Periods	1st	2nd	OT	Totals
Baylor	932	1088	13	2033
Opponents	886	958	12	1856

* = Conference game

2018-19 BIG 12 STATISTICS



2018-19 BAYLOR BASKETBALL
Baylor Combined Team Statistics (as of Feb 27, 2019)
Conference games only



BIG 12 CONFERENCE

RECORD:	OVERALL	HOME	AWAY	NEUTRAL
ALL GAMES	10-5	6-2	4-3	0-0
CONFERENCE	10-5	6-2	4-3	0-0
NON-CONFERENCE	0-0	0-0	0-0	0-0

#	Player	gp-gs	min	avg	Total			3-Point		F-Throw		Rebounds				pf	dq	a	to	blk	stl	pts	avg	
					fg-fga	fg%	3fg-fga	3fg%	ft-fa	ft%	off	def	tot	avg										
25	Clark, Tristan	2-2	69	34.5	13-23	.565	0-1	.000	8-12	.667	2	8	10	5.0	5	0	7	3	1	3	34	17.0		
10	Mason, Makai	13-13	414	31.8	60-160	.375	30-81	.370	46-56	.821	4	21	25	1.9	27	0	41	33	0	3	196	15.1		
12	Butler, Jared	15-13	447	29.8	63-147	.429	36-83	.434	13-16	.813	16	40	56	3.7	40	1	55	41	0	15	175	11.7		
04	Kegler, Mario	15-15	417	27.8	58-124	.468	17-43	.395	31-47	.660	24	63	87	5.8	39	0	23	20	8	6	164	10.9		
02	Bandoo, Devonte	15-2	337	22.5	51-107	.477	33-71	.465	22-25	.880	10	23	33	2.2	23	0	20	22	2	9	157	10.5		
03	McClure, King	10-9	275	27.5	29-73	.397	14-36	.389	9-15	.600	14	43	57	5.7	21	0	20	12	2	7	81	8.1		
11	Vital, Mark	15-15	415	27.7	43-93	.462	1-7	.143	30-47	.638	54	46	100	6.7	37	1	32	17	14	12	117	7.8		
98	Gillespie, Freddie	13-6	255	19.6	34-51	.667	0-0	.000	13-18	.722	32	40	72	5.5	39	2	5	15	19	9	81	6.2		
24	Mayer, Matthew	15-0	180	12.0	21-68	.309	10-32	.313	13-22	.591	11	18	29	1.9	19	0	11	11	1	11	65	4.3		
00	Thamba, Flo	15-0	177	11.8	13-20	.650	0-0	.000	7-15	.467	15	24	39	2.6	28	0	8	12	11	4	33	2.2		
15	Okeke, Obim	4-0	22	5.5	3-6	.500	1-4	.250	0-0	.000	1	1	2	0.5	4	0	0	1	0	1	7	1.8		
01	Allen, Darius	6-0	17	2.8	2-6	.333	0-3	.000	0-0	.000	0	1	1	0.2	5	0	1	0	0	2	4	0.7		
Team											26	21	47					2						
Total.....		15	3025		390-878	.444	142-361	.393	192-273	.703	209	349	558	37.2	289	4	223	187	58	82	1114	74.3		
Opponents.....		15	3025		361-819	.441	113-306	.369	228-330	.691	153	304	457	30.5	266	8	207	165	66	85	1063	70.9		

TEAM STATISTICS	BU	OPP	Date	Opponent	Score	Att.
SCORING	1114	1063	* 01/05/19	at TCU	L 81-85	6396
Points per game	74.3	70.9	* 01/08/19	IOWA STATE	w 73-70	5930
Scoring margin	+3.4	-	* 01/12/19	KANSAS	L 68-73	9091
FIELD GOALS-ATT	390-878	361-819	* 01/14/19	at Oklahoma St.	w 73-69	8194
Field goal pct	.444	.441	* 01/19/19	TEXAS TECH	w 73-62	9018
3 POINT FG-ATT	142-361	113-306	* 01/21/19	at West Virginia	w 85-73	9936
3-point FG pct	.393	.369	* 01/28/19	at Oklahoma	w 77-47	10193
3-pt FG made per game	9.5	7.5	* 02/02/19	TCU	w 90-64	7337
FREE THROWS-ATT	192-273	228-330	* 02/06/19	at Texas	L 72-84	9831
Free throw pct	.703	.691	* 02/09/19	KANSAS STATE	L 63-70	8466
F-Throws made per game	12.8	15.2	* 02/11/19	OKLAHOMA	w 59-53	4517
REBOUNDS	558	457	* 02/16/19	at Texas Tech	L 61-86	14598
Rebounds per game	37.2	30.5	* 02/19/19	at Iowa State	w 73-69	14084
Rebounding margin	+6.7	-	* 02/23/19	WEST VIRGINIA	w 82-75	6262
ASSISTS	223	207	* 02/27/19	TEXAS	Wot 84-83	5796
Assists per game	14.9	13.8				
TURNOVERS	187	165	* = Conference game			
Turnovers per game	12.5	11.0				
Turnover margin	-1.5	-				
Assist/turnover ratio	1.2	1.3				
STEALS	82	85				
Steals per game	5.5	5.7				
BLOCKS	58	66				
Blocks per game	3.9	4.4				
ATTENDANCE	56417	73232				
Home games-Avg/Game	8-7052	7-10462				
Neutral site-Avg/Game	-	0-0				

Score by Periods	1st	2nd	OT	Totals
Baylor	514	587	13	1114
Opponents	517	534	12	1063

TEAM GAME-BY-GAME

Opponent	Date	Score	Total		3-Pointers		Free throws		Rebounds				pf	a	t/o	blk	stl	pts	avg	
			fg-fga	pct	3fg-fga	pct	ft-fa	pct	off	def	tot	avg								
TEXAS SOUTHERN	11/06/18	69-72	L	30-67	.448	6-19	.316	3-11	.273	21	19	40	40.0	23	12	19	5	6	69	69.0
SOUTHERN	11/10/18	80-53	W	28-63	.444	9-27	.333	15-21	.714	15	24	39	39.5	20	19	9	7	8	80	74.5
PRAIRIE VIEW A&M	11/12/18	91-80	W	31-51	.608	11-23	.478	18-27	.667	7	25	32	37.0	20	17	16	11	4	91	80.0
NICHOLLS STATE	11/16/18	81-54	W	29-63	.460	10-29	.345	13-22	.591	16	28	44	38.8	17	17	8	6	5	81	80.2
vs Ole Miss	11/23/18	70-78	L	25-54	.463	2-18	.111	18-22	.818	8	23	31	37.2	27	11	18	3	7	70	78.2
vs George Mason	11/24/18	72-61	W	21-54	.389	6-26	.231	24-29	.828	10	24	34	36.7	25	9	13	5	6	72	77.2
SOUTH DAKOTA	11/27/18	63-57	W	23-57	.404	8-22	.364	9-19	.474	11	30	41	37.3	14	11	8	12	3	63	75.1
at Wichita St.	12/01/18	63-71	L	23-62	.371	4-22	.182	13-16	.813	13	24	37	37.2	18	5	13	6	4	63	73.6
at Arizona	12/15/18	58-49	W	22-51	.431	4-19	.211	10-20	.500	19	32	51	38.8	17	10	20	3	7	58	71.9
STEPHEN F. AUSTIN	12/18/18	58-59	L	21-55	.382	4-24	.167	12-21	.571	14	25	39	38.8	16	11	18	5	14	58	70.5
OREGON	12/21/18	57-47	W	21-44	.477	4-15	.267	11-18	.611	11	22	33	38.3	14	14	17	2	7	57	69.3
NEW ORLEANS	12/29/18	84-44	W	31-59	.525	10-25	.400	12-19	.632	11	31	42	38.6	13	22	14	12	14	84	70.5
at TCU	01/05/19	81-85	L	29-59	.492	4-16	.250	19-27	.704	11	22	33	38.2	23	19	11	1	6	81	71.3
IOWA STATE	01/08/19	73-70	W	24-55	.436	8-23	.348	17-20	.850	10	23	33	37.8	14	12	10	3	6	73	71.4
KANSAS	01/12/19	68-73	L	25-75	.333	9-31	.290	9-15	.600	26	23	49	38.5	23	13	14	3	9	68	71.2
at Oklahoma St.	01/14/19	73-69	W	23-55	.418	15-25	.600	12-15	.800	12	24	36	38.4	17	16	13	6	5	73	71.3
TEXAS TECH	01/19/19	73-62	W	24-58	.414	11-29	.379	14-16	.875	12	19	31	37.9	17	16	13	1	10	73	71.4
at West Virginia	01/21/19	85-73	W	29-58	.500	8-27	.296	19-31	.613	16	29	45	38.3	26	17	18	0	7	85	72.2
ALABAMA	01/26/19	73-68	W	30-67	.448	6-22	.273	7-10	.700	16	19	35	38.2	11	14	8	5	6	73	72.2
at Oklahoma	01/28/19	77-47	W	31-57	.544	10-20	.500	5-11	.455	8	31	39	38.2	19	17	12	5	9	77	72.4
TCU	02/02/19	90-64	W	35-63	.556	15-28	.536	5-8	.625	15	25	40	38.3	15	21	10	10	1	90	73.3
at Texas	02/06/19	72-84	L	28-57	.491	7-18	.389	9-15	.600	10	19	29	37.9	28	13	14	1	5	72	73.2
KANSAS STATE	02/09/19	63-70	L	25-56	.446	6-24	.250	7-11	.636	15	17	32	37.6	17	13	13	7	5	63	72.8
OKLAHOMA	02/11/19	59-53	W	21-54	.389	10-22	.455	7-10	.700	11	23	34	37.5	14	15	10	5	5	59	72.2
at Texas Tech	02/16/19	61-86	L	17-49	.347	9-25	.360	18-28	.643	15	19	34	37.3	26	6	19	3	4	61	71.8
at Iowa State	02/19/19	73-69	W	29-67	.433	10-28	.357	5-7	.714	18	26	44	37.6	14	16	9	3	3	73	71.8
WEST VIRGINIA	02/23/19	82-75	W	24-53	.453	8-21	.381	26-35	.743	11	26	37	37.6	23	12	10	3	3	82	72.2
TEXAS	02/27/19	84-83	Wot	26-62	.419	12-24	.500	20-24	.833	19	23	42	37.7	13	17	11	7	4	84	72.6
Baylor		2033		725-1625	.446	226-652	.347	357-528	.676	381	675	1056	37.7	524	395	368	140	173	2033	72.6
Opponents		1856		641-1533	.418	198-578	.343	376-551	.682	286	588	874	31.2	513	356	361	113	162	1856	66.3

OPPONENT GAME-BY-GAME

Opponent	Date	Score	fg-fga	pct	3fg-fga	pct	ft-fa	pct	off	def	tot	avg	pf	a	t/o	blk	stl	pts	avg	
TEXAS SOUTHERN	11/06/18	69-72	L	25-52	.481	9-21	.429	13-21	.619	12	23	35	35.0	17	18	18	4	5	72	72.0
SOUTHERN	11/10/18	80-53	W	17-45	.378	4-12	.333	15-21	.714	7	24	31	33.0	22	7	21	2	4	53	62.5
PRAIRIE VIEW A&M	11/12/18	91-80	W	28-61	.459	11-22	.500	13-25	.520	15	16	31	32.3	22	14	13	1	8	80	68.3
NICHOLLS STATE	11/16/18	81-54	W	18-55	.327	4-26	.154	14-18	.778	11	23	34	32.8	20	7	13	4	4	54	64.8
vs Ole Miss	11/23/18	70-78	L	22-56	.393	5-20	.250	29-36	.806	11	24	35	33.2	21	14	13	4	8	78	67.4
vs George Mason	11/24/18	72-61	W	18-49	.367	2-14	.143	23-31	.742	7	20	27	32.2	23	5	14	2	4	61	66.3
SOUTH DAKOTA	11/27/18	63-57	W	22-63	.349	5-23	.217	8-11	.727	13	29	42	33.6	19	9	8	4	5	57	65.0
at Wichita St.	12/01/18	63-71	L	26-66	.394	10-32	.313	9-17	.529	16	28	44	34.9	17	13	15	3	6	71	65.8
at Arizona	12/15/18	58-49	W	19-53	.358	9-28	.321	2-6	.333	5	14	19	33.1	21	15	10	3	7	49	63.9
STEPHEN F. AUSTIN	12/18/18	58-59	L	22-52	.423	7-17	.412	8-14	.571	8	26	34	33.2	19	10	19	5	10	59	63.4
OREGON	12/21/18	57-47	W	18-44	.409	7-18	.389	4-6	.667	4	14	18	31.8	16	12	17	4	6	47	61.9
NEW ORLEANS	12/29/18	84-44	W	16-61	.262	7-22	.318	5-8	.625	15	21	36	32.2	15	8	22	4	7	44	60.4
at TCU	01/05/19	81-85	L	30-53	.566	6-14	.429	19-34	.559	8	21	29	31.9	20	22	10	3	6	85	62.3
IOWA STATE	01/08/19	73-70	W	28-56	.500	7-18	.389	7-8	.875	4	22	26	31.5	17	14	10	2	6	70	62.9
KANSAS	01/12/19	68-73	L	24-44	.545	9-16	.563	16-27	.593	4	26	30	31.4	19	13	14	11	6	73	63.5
at Oklahoma St.	01/14/19	73-69	W	22-57	.386	13-29	.448	12-17	.706	13	22	35	31.6	12	17	10	7	5	69	63.9
TEXAS TECH	01/19/19	73-62	W	21-45	.467	5-15	.333	15-19	.789	8	21	29	31.5	18	12	17	3	8	62	63.8
at West Virginia	01/21/19	85-73	W	24-62	.387	4-17	.235	21-34	.618	16	19	35	31.7	26	11	13	4	11	73	64.3
ALABAMA	01/26/19	73-68	W	29-57	.509	5-17	.294	5-7	.714	9	22	31	31.6	15	17	13	7	3	68	64.5
at Oklahoma	01/28/19	77-47	W	15-55	.273	4-20	.200	13-17	.765	9	23	32	31.7	14	11	14	3	3	47	63.6
TCU	02/02/19	90-64	W	24-57	.421	4-14	.286	12-17	.706	11	15	26	31.4	14	9	9	6	2	64	63.6
at Texas	02/06/19	72-84	L	27-49	.551	8-20	.400	22-34	.647	8	21	29	31.3	16	13	9	5	5	84	64.5
KANSAS STATE	02/09/19	63-70	L	23-57	.404	9-26	.346	15-17	.882	16	17	33	31.3	14	17	11	2	5	70	64.8
OKLAHOMA	02/11/19	59-53	W	21-54	.389	3-16	.188	8-15	.533	13	20	33	31.4	14	11	10	2	8	53	64.3
at Texas Tech	02/16/19	61-86	L	22-54	.407	12-29	.414	30-35	.857	13	17	30	31.4	25	12	9	5	7	86	65.2
at Iowa State	02/19/19	73-69	W	26-60	.433	8-23	.348	9-11	.818	8	20	28	31.2	13	13	5	6	4	69	65.3
WEST VIRGINIA	02/23/19	82-75	W	23-54	.426	6-22	.273	23-34	.676	12	21	33	31.3	28	11	11	2	3	75	65.7
TEXAS	02/27/19	84-83	Wot	31-62	.500	15-27	.556	6-11	.545	10	19	29	31.2	16	21	13	5	6	83	66.3
Opponents		1856		641-1533	.418	198-578	.343	376-551	.682	286	588	874	31.2	513	356	361	113	162	1856	66.3
Baylor		2033		725-1625	.446	226-652	.347	357-528	.676	381	675	1056	37.7	524	395	368	140	173	2033	72.6

GAME 29 – at KANSAS STATE

2018-19 BAYLOR BASKETBALL GAME NOTES

GAME 1 – TEXAS SOUTHERN 72, BAYLOR 69

GAME 2 – BAYLOR 80, SOUTHERN 53



Official Basketball Box Score -- Game Totals -- Final Statistics
Texas Southern vs Baylor
11/06/18 8:30 pm at Ferrell Center (Waco, Texas)



Texas Southern 72 • 1-0

#	Player	Total		3-Ptr		Rebounds			PF	TP	A	TO	Blk	Stl	Min
		FG-FGA	FG-FGA	FT-FTA	Off	Def	Tot								
00	Devocio Butler	f	5-9	3-3	0-1	3	3	6	2	13	1	1	0	1	32
01	Jeremy Combs	f	4-8	0-1	3-6	3	5	8	4	11	2	2	0	1	24
05	Trayvon Reed	c	7-9	0-0	1-3	4	8	12	2	15	3	2	2	1	32
03	Jaylyn Patterson	g	6-14	5-11	6-6	0	3	3	2	23	6	5	1	0	36
11	Cainan McClelland	g	1-2	1-2	2-2	0	1	1	1	5	1	1	0	1	18
04	Derrick Bruce	g	0-3	0-3	0-0	0	2	2	3	0	4	3	1	1	22
12	John Jones	g	0-1	0-1	0-0	0	0	0	2	0	1	0	0	0	8
15	Justin Hopkins	g	2-5	0-0	1-3	1	1	2	0	5	0	1	0	0	21
20	Tyrik Armstrong	g	0-1	0-0	0-0	0	0	0	0	0	1	2	0	0	4
44	Michael Dobbins	g	0-0	0-0	0-0	0	0	0	1	0	0	0	0	0	3
Team						1	0	1							
Totals			25-52	9-21	13-21	12	23	35	17	72	18	18	4	5	200
FG % 1st Half:		8-25	32.0%	2nd half:	17-27	63.0%	Game:		25-52	48.1%					
3FG % 1st Half:		3-10	30.0%	2nd half:	6-11	54.5%	Game:		9-21	42.9%					
FT % 1st Half:		8-13	61.5%	2nd half:	5-8	62.5%	Game:		13-21	61.9%					

Baylor 69 • 0-1

#	Player	Total		3-Ptr		Rebounds			PF	TP	A	TO	Blk	Stl	Min
		FG-FGA	FG-FGA	FT-FTA	Off	Def	Tot								
25	Clark, Tristan	f	5-7	1-1	0-0	2	1	3	5	11	0	1	2	0	19
01	Allen, Darius	g	1-5	0-3	0-2	2	3	5	0	2	1	2	1	1	26
03	McClure, King	g	10-18	3-5	0-1	0	5	5	3	23	5	2	1	1	36
11	Vital, Mark	g	4-8	1-3	1-2	5	4	9	4	10	3	5	0	2	28
12	Butler, Jared	g	1-6	0-3	0-0	0	0	0	4	2	1	3	0	2	21
00	Thamba, Flo	g	2-3	0-0	0-1	2	1	3	0	4	0	1	1	0	9
02	Bando, Devonte	g	4-8	1-2	1-1	0	2	2	1	10	2	2	0	0	30
15	Okeke, Obim	g	0-0	0-0	0-0	0	0	0	2	0	0	0	0	0	2
24	Mayer, Matthew	g	0-8	0-2	0-1	5	1	6	0	0	0	2	0	0	11
33	Gillespie, Freddie	g	3-4	0-0	1-3	5	2	7	4	7	0	1	0	0	18
Team						0	0	0							
Totals			30-67	6-19	3-11	21	19	40	23	69	12	19	5	6	200
FG % 1st Half:		17-33	51.5%	2nd half:	13-34	38.2%	Game:		30-67	44.8%					
3FG % 1st Half:		4-9	44.4%	2nd half:	2-10	20.0%	Game:		6-19	31.8%					
FT % 1st Half:		2-7	28.6%	2nd half:	1-4	25.0%	Game:		3-11	27.3%					

Officials: Darron George, Jeb Hartness, Tommy Short
Technical fouls: Texas Southern-Jeremy Combs, Derrick Bruce, Baylor-Vital, Mark
Attendance: 4327
Fouled Out: BU: #25 Clark 3:18

Score by periods	1st	2nd	Total
Texas Southern	27	45	72
Baylor	40	29	69

Last FG - TSUM 2nd-00:21, BU 2nd-00:37.
Largest lead - TSUM by 3 2nd-00:04, BU by 17 2nd-13:57.
TSUM led for 02:18, BU led for 36:20. Game was tied for 01:22.

Score tied - 2 times.
Lead changed - 4 times.



Official Basketball Box Score -- Game Totals -- Final Statistics
Southern vs Baylor
11/10/18 5:00 pm at Ferrell Center (Waco, Texas)



Southern 53 • 0-2

#	Player	Total		3-Ptr		Rebounds			PF	TP	A	TO	Blk	Stl	Min
		FG-FGA	FG-FGA	FT-FTA	Off	Def	Tot								
20	Sydney Urnude	f	2-6	0-0	0-2	0	5	5	0	4	0	0	0	1	23
21	Bryan Assie	f	1-4	0-0	2-3	1	2	3	2	4	0	1	2	0	23
14	Aaron Ray	g	0-1	0-1	0-0	0	4	4	0	5	0	2	1	0	22
22	Eddie Reese	g	6-9	1-2	5-6	1	3	4	2	18	0	7	0	1	31
32	Jayden Stadler	g	3-8	0-1	5-5	0	1	1	2	11	3	4	0	0	31
00	Richard Lee	g	2-7	2-5	0-0	0	0	0	2	6	0	1	0	0	15
03	Trevor Blackmon	g	0-0	0-0	1-3	0	0	0	3	1	1	2	0	1	10
04	Isaiah Rollins	g	0-2	0-1	2-2	0	0	0	0	2	0	0	0	0	6
10	Hassan Husein	g	0-0	0-0	0-0	1	0	1	0	0	0	0	0	0	7
12	Alex Ennis	g	1-1	0-0	0-0	1	1	2	2	2	0	1	0	0	10
13	Torrey Mayo	g	0-0	0-0	0-0	0	0	0	0	0	0	0	0	0	1
23	Marcel Burton	g	1-4	1-2	0-0	0	1	1	3	3	0	1	0	0	11
24	Osa Wilson	g	1-2	0-0	0-0	0	2	2	1	2	0	2	0	0	6
25	Brendon Brooks	g	0-1	0-0	0-0	0	1	1	0	0	1	0	0	0	7
Team						3	4	7							
Totals			17-45	4-12	15-21	7	24	31	22	53	7	21	2	4	200
FG % 1st Half:		9-21	42.9%	2nd half:	8-24	33.3%	Game:		17-45	37.8%					
3FG % 1st Half:		3-4	75.0%	2nd half:	1-8	12.5%	Game:		4-12	33.3%					
FT % 1st Half:		6-9	66.7%	2nd half:	9-12	75.0%	Game:		15-21	71.4%					

Baylor 80 • 1-1

#	Player	Total		3-Ptr		Rebounds			PF	TP	A	TO	Blk	Stl	Min
		FG-FGA	FG-FGA	FT-FTA	Off	Def	Tot								
25	Clark, Tristan	f	8-9	0-0	1-1	4	2	6	4	17	1	1	2	0	22
33	Gillespie, Freddie	f	0-1	0-0	0-0	4	2	6	0	0	0	0	0	0	22
02	Bando, Devonte	g	7-12	4-8	7-7	1	5	6	0	25	2	0	0	3	34
03	McClure, King	g	1-6	0-2	0-0	0	3	3	3	2	7	4	0	1	25
11	Vital, Mark	g	1-8	1-2	0-2	2	4	6	3	3	2	2	2	0	27
00	Thamba, Flo	g	3-3	0-0	0-0	2	3	5	1	6	0	1	1	0	13
01	Allen, Darius	g	2-7	1-6	1-3	1	1	2	1	6	0	0	2	1	19
12	Butler, Jared	g	3-7	2-4	1-2	0	2	2	2	9	5	0	0	1	20
15	Okeke, Obim	g	0-1	0-1	0-0	0	0	0	0	0	0	1	0	1	2
24	Mayer, Matthew	g	3-9	1-4	5-6	0	2	2	2	12	2	0	0	1	16
Team						1	0	1							
Totals			28-63	9-27	15-21	15	24	39	20	80	19	9	7	8	200
FG % 1st Half:		11-27	40.7%	2nd half:	17-36	47.2%	Game:		28-63	44.4%					
3FG % 1st Half:		3-12	25.0%	2nd half:	6-15	40.0%	Game:		9-27	33.3%					
FT % 1st Half:		6-8	75.0%	2nd half:	9-13	69.2%	Game:		15-21	71.4%					

Officials: Doug Simmons, Byron Jarrett, Brent Hampton
Technical fouls: Southern-None, Baylor-None.
Attendance: 4344
Delayed start due to basket issue. Start time approximately 5:50.
Fouled Out: Southern: #14 Ray 8:30

Score by periods	1st	2nd	Total
Southern	27	26	53
Baylor	31	49	80

Last FG - SU 2nd-00:01, BU 2nd-01:42.
Largest lead - SU by 2 1st-18:06, BU by 29 2nd-00:58.
SU led for 01:28, BU led for 35:26. Game was tied for 03:06.

Score tied - 3 times.
Lead changed - 4 times.

GAME 3 – BAYLOR 91, PRAIRIE VIEW A&M 80

GAME 4 – BAYLOR 81, NICHOLLS STATE 54



Official Basketball Box Score -- Game Totals -- Final Statistics
Prairie View A&M vs Baylor
11/12/18 7:00 pm at Ferrell Center (Waco, Texas)



Prairie View A&M 80 • 1-1

#	Player	Total		3-Ptr		Rebounds			PF	TP	A	TO	Blk	Stl	Min
		FG-FGA	FG-FGA	FT-FTA	Off	Def	Tot								
13	Iwin Ellis	f	1-1	0-0	2-2	2	1	3	5	4	0	0	0	1	16
01	Taishawn Johnson	g	3-7	0-1	5-10	0	3	3	1	11	3	2	0	0	36
02	Darius Williams	g	5-7	5-5	1-3	0	0	0	2	16	0	0	0	0	10
03	Gary Blackston	g	7-15	2-6	2-4	1	5	6	3	18	3	5	0	2	32
15	Gerard Andrews	g	7-13	0-0	0-2	6	3	9	3	14	1	2	0	1	39
00	Chancellor Ellis	g	4-9	4-9	0-0	1	1	2	3	12	2	1	0	0	22
04	Antione Lister	g	0-0	0-0	0-0	0	0	0	0	0	0	1	0	0	4
05	Keavonte Corley	g	0-1	0-0	0-0	0	0	0	2	0	0	0	1	1	4
10	Tyler Singleton	g	0-0	0-0	0-0	0	0	0	0	0	0	0	0	0	2
11	Dennis Jones	g	1-6	0-1	1-2	1	1	2	2	3	5	0	0	1	24
14	Leon Sneed	g	0-2												

GAME 5 – OLE MISS 78, BAYLOR 70



Official Basketball Box Score -- Game Totals -- Final Statistics
Baylor vs Ole Miss
11/23/18 8:30 PM at The Arena (Niceville, Fla.)



Baylor 70 • 3-2

#	Player	Total		3-Ptr		Rebounds			PF	TP	A	TO	Blk	Stl	Min													
		FG-FGA	FG-FGA	FT-FTA	Off	Def	Tot																					
02	Bandoo, Devonte	0-2	0-0	0-0	0	1	1	0	0	1	0	0	0	7														
03	McClure, King	0-4	0-3	0-0	1	1	2	3	0	0	1	3	0	31														
10	Mason, Makai	6-14	1-5	5-5	0	0	0	4	18	5	1	0	1	35														
11	Vital, Mark	0-1	0-0	0-0	1	1	2	5	0	1	2	0	0	11														
25	Clark, Tristan	11-13	0-0	5-8	1	5	6	4	27	1	1	2	0	35														
01	Allen, Darius	1-2	0-1	0-0	0	1	1	4	2	1	1	1	2	13														
12	Butler, Jared	4-11	0-5	3-3	0	5	5	2	11	1	2	0	2	33														
24	Mayer, Matthew	3-7	1-4	5-6	2	5	7	4	12	1	5	0	0	30														
33	Gillespie, Freddie	0-0	0-0	0-0	1	0	1	1	0	0	2	0	0	5														
Team						2		4		6																		
Totals		25-54		2-18		18-22			8		23		31		27		70		11		18		3		7		200	

FG % 1st Half:	12:26	46.2%	2nd half:	13:28	46.4%	Game:	25-54	46.3%	Rebounds
3FG % 1st Half:	1-6	16.7%	2nd half:	1-12	8.3%	Game:	2-18	11.1%	1
FT % 1st Half:	14-16	87.5%	2nd half:	4-6	66.7%	Game:	18-22	81.8%	

Ole Miss 78 • 3-1

#	Player	Total		3-Ptr		Rebounds			PF	TP	A	TO	Blk	Stl	Min													
		FG-FGA	FG-FGA	FT-FTA	Off	Def	Tot																					
00	Hinson, B.	3-10	1-6	2-2	2	1	3	3	9	1	1	1	1	29														
02	Shuler, D.	1-5	0-2	2-3	0	4	4	1	4	3	3	0	2	38														
03	Davis, T.	2-11	0-3	3-4	1	3	4	5	7	2	2	1	1	24														
12	Stevens, B.	7-13	1-2	2-2	3	5	8	2	17	1	4	0	1	33														
21	Tyree, B.	6-11	3-5	13-17	1	1	2	3	28	3	0	0	2	33														
01	Naylor, Z.	0-0	0-0	0-0	0	0	0	1	0	1	0	0	0	3														
13	Olejniczak, D.	0-0	0-0	0-0	0	3	3	2	0	0	1	1	0	7														
14	Buffen, K.	3-5	0-2	3-3	1	6	7	2	9	2	1	1	0	23														
20	Davis, D.	0-0	0-0	2-3	0	0	0	1	2	1	0	0	1	5														
23	Rodriguez, L.	0-1	0-0	2-2	1	1	2	1	2	0	1	0	0	5														
Team						2		0		2																		
Totals		22-56		5-20		29-36			11		24		35		21		78		14		13		4		8		200	

FG % 1st Half:	12:32	37.5%	2nd half:	10:24	41.7%	Game:	22-56	39.3%	Rebounds
3FG % 1st Half:	3-12	25.0%	2nd half:	2-8	25.0%	Game:	5-20	25.0%	7
FT % 1st Half:	16-19	84.2%	2nd half:	13-17	76.5%	Game:	29-36	80.6%	

Officials: Mike Eades, Doug Shows, Pat Adams
Technical fouls: Baylor-None, Ole Miss-None.
Attendance: 1250

Score by periods	1st	2nd	Total
Baylor	39	31	70
Ole Miss	43	35	78

Last FG - BU 2nd-00:04, MISS 2nd-02:45.
Largest lead - BU by 2 1st-19:11, MISS by 13 1st-13:16.
BU led for 00:32, MISS led for 36:09. Game was tied for 03:19.

Points In Off 2nd Fast Bench
BU 38 9 4 0 25
MISS 30 20 13 0 13

Score tied - 5 times.
Lead changed - 3 times.

GAME 7 – BAYLOR 63, SOUTH DAKOTA 57



Official Basketball Box Score -- Game Totals -- Final Statistics
South Dakota vs Baylor
11/27/18 7:00 pm at Ferrell Center, Waco, Texas



South Dakota 57 • 3-3

#	Player	Total		3-Ptr		Rebounds			PF	TP	A	TO	Blk	Stl	Min											
		FG-FGA	FG-FGA	FT-FTA	Off	Def	Tot																			
12	Trey Burch-Manning	6-13	0-1	5-5	6	8	14	4	17	1	0	0	1	37												
13	Matt Johns	2-2	2-2	0-0	0	2	2	1	6	0	1	0	1	20												
22	Tyler Peterson	4-15	0-4	2-2	3	5	8	4	10	1	2	1	0	29												
03	Triston Simpson	3-9	2-7	0-1	2	4	6	2	8	6	2	0	0	37												
20	Brandon Armstrong	3-11	1-5	0-1	1	5	6	4	7	0	1	0	2	38												
00	Stanley Ulmude	3-7	0-0	1-2	1	3	4	3	7	1	2	1	1	16												
32	Jay Harvey	0-0	0-0	0-0	0	2	2	0	0	0	0	2	0	5												
33	Logan Power	1-6	0-4	0-0	0	0	0	1	2	0	0	0	0	18												
Team						0		0																		
Totals		22-63		5-23		8-11			13		29		42		19		57		9		8		4		200	

FG % 1st Half:	11:23	47.8%	2nd half:	11:40	27.5%	Game:	22-63	34.9%	Rebounds
3FG % 1st Half:	4-7	57.1%	2nd half:	1-6	6.3%	Game:	5-23	21.7%	25
FT % 1st Half:	3-5	60.0%	2nd half:	5-6	83.3%	Game:	8-11	72.7%	0.2

Baylor 63 • 5-2

#	Player	Total		3-Ptr		Rebounds			PF	TP	A	TO	Blk	Stl	Min											
		FG-FGA	FG-FGA	FT-FTA	Off	Def	Tot																			
25	Clark, Tristan	3-5	0-0	2-2	2	4	6	3	8	0	0	6	0	27												
03	McClure, King	6-11	3-6	0-0	1	5	6	2	15	0	1	0	0	33												
04	Kegler, Mario	4-11	1-6	3-8	2	4	6	1	12	1	1	3	0	31												
10	Mason, Makai	3-8	2-4	2-5	1	3	4	0	10	4	3	0	0	30												
11	Vital, Mark	3-6	0-1	1-2	3	6	9	3	7	2	3	2	2	37												
00	Thamba, Flo	0-2	0-0	0-0	2	0	2	1	0	2	0	0	0	4												
02	Bandoo, Devonte	0-0	0-0	0-0	0	0	0	0	0	2	0	0	0	7												
12	Butler, Jared	1-5	0-1	0-0	0	3	3	2	0	0	0	1	1	16												
24	Mayer, Matthew	3-9	2-4	1-2	0	4	4	1	9	2	0	0	0	15												
Team						0		1																		
Totals		23-57		8-22		9-19			11		30		41		14		63		11		8		12		200	

FG % 1st Half:	10:31	32.3%	2nd half:	13:26	50.0%	Game:	23-57	40.4%	Rebounds
3FG % 1st Half:	4-14	28.6%	2nd half:	4-8	50.0%	Game:	8-22	36.4%	2.1
FT % 1st Half:	3-8	37.5%	2nd half:	6-11	54.5%	Game:	9-19	47.4%	

Officials: Joe DeRosa, Keith Kimball, Nathan Ferrell
Technical fouls: South Dakota-None, Baylor-None.
Attendance: 4083

Score by periods	1st	2nd	Total
South Dakota	29	28	57
Baylor	27	36	63

Last FG - USD 2nd-04:58, BU 2nd-01:00.
Largest lead - USD by 9 1st-10:23, BU by 6 2nd-00:30.
USD led for 30:13, BU led for 08:05. Game was tied for 01:42.

Points In Off 2nd Fast Bench
BU 28 12 9 2 11

Score tied - 5 times.
Lead changed - 9 times.

GAME 6 – BAYLOR 72, GEORGE MASON 61



Official Basketball Box Score -- Game Totals -- Final Statistics
George Mason vs Baylor
11/24/18 3:00 PM at The Arena (Niceville, Fla.)



George Mason 61 • 2-5

#	Player	Total		3-Ptr		Rebounds			PF	TP	A	TO	Blk	Stl	Min													
		FG-FGA	FG-FGA	FT-FTA	Off	Def	Tot																					
01	Kier, J.	3-9	0-2	0-0	2	4	6	3	6	1	2	0	2	36														
04	Livingston, O.	8-18	2-7	8-9	1	2	3	2	26	1	4	0	1	37														
05	Grayer, J.	0-4	0-3	2-4	0	0	0	3	2	1	2	2	0	16														
23	Greene, J.	2-4	0-1	0-0	2	2	4	4	0	1	0	0	0	26														
31	Reuter, J.	2-5	0-0	11-14	0	2	2	2	15	1	2	0	1	25														
00	Mar, G.	0-0	0-0	0-0	0	0	0	0	2	0	1	0	0	9														
10	Hartwell, J.	0-1	0-0	0-0	0	1	1	0	0	0	0	0	0	5														
12	Wilson, A.	0-3	0-0	0-0	0	0	0	1	0	0	1	0	0	8														
20	Douglas-Stanley, J.	0-0	0-0	0-0	0	0	0	1	0	0	0	0	0	3														
32	Boyd, I.	1-3	0-1	2-4	0	3	3	3	4	1	0	0	0	23														
33	Caldix, G.	2-2	0-0	0-0	1	2	3	2	4	0	1	0	0	12														
Team						3		4																				
Totals		18-49		2-14		23-31			7		20		27		23		61		5		14		2		4		200	

FG % 1st Half:	8:24	33.3%	2nd half:	10:25	40.0%	Game:	18-49	36.7%	Rebounds
3FG % 1st Half:	1-6	16.7%	2nd half:	1-8	12.5%	Game:	2-14	14.3%	6.3
FT % 1st Half:	10-13	76.9%	2nd half:	13-18	72.2%	Game:	23-31	74.2%	

Baylor 72 • 4-2

#	Player	Total		3-Ptr		Rebounds			PF	TP	A	TO	Blk	Stl	Min
		FG-FGA	FG-FGA	FT-FTA	Off	Def	Tot								
02	Bandoo, Devonte	3-6	1-4	0-0	0	3	3	1	7						

GAME 9 – BAYLOR 58, ARIZONA 49

GAME 10 – SFA 59, BAYLOR 58



Official Basketball Box Score -- Game Totals -- Final Statistics
Baylor vs Arizona
12/15/18 9:00 pm at McKale Center (Tucson, Ariz.)



Baylor 58 • 6-3

#	Player	Total			3-Ptr			Rebounds			PF	TP	A	TO	Blk	Stl	Min
		FG-FGA	FG-FGA	FT-FTA	Off	Def	Tot	Off	Def	Tot							
04	Kegler, Mario	f	4-9	1-3	4-4	1	5	6	4	13	0	5	0	0	22		
11	Vital, Mark	f	2-6	0-2	1-7	9	8	17	3	5	2	2	1	1	36		
25	Clark, Tristan	f	4-5	0-1	0-0	2	4	6	3	8	2	3	0	1	26		
03	McClure, King	g	0-3	0-1	0-1	0	2	2	1	0	3	5	0	4	27		
10	Mason, Makai	g	8-15	2-7	4-6	2	5	7	2	22	1	3	0	0	35		
00	Thamba, Flo	g	1-2	0-0	0-0	3	1	4	1	2	0	1	1	0	14		
02	Bandoo, Devonte	g	1-4	0-1	0-0	1	2	3	1	2	0	0	0	0	13		
12	Butler, Jared	g	2-4	1-3	0-0	0	1	1	1	5	0	1	1	1	13		
24	Mayer, Matthew	g	0-3	0-1	1-2	1	0	1	1	1	2	0	0	0	14		
Team						0	4	4									
Totals			22-51	4-19	10-20	19	32	51	17	58	10	20	3	7	200		
FG % 1st Half:		8-29	27.6%	2nd half:	14-22	63.6%	Game:		22-51	43.1%	Deadball						
3FG % 1st Half:		2-13	15.4%	2nd half:	2-6	33.3%	Game:		4-19	21.1%	Rebounds						
FT % 1st Half:		2-4	50.0%	2nd half:	8-16	50.0%	Game:		10-20	50.0%	6						

Arizona 49 • 7-4

#	Player	Total			3-Ptr			Rebounds			PF	TP	A	TO	Blk	Stl	Min
		FG-FGA	FG-FGA	FT-FTA	Off	Def	Tot	Off	Def	Tot							
04	Chase Jeter	c	3-4	0-0	0-3	1	1	2	4	6	1	2	0	3	26		
02	Brandon Williams	g	1-9	1-7	0-1	0	3	3	3	3	4	3	0	2	29		
05	Brandon Randolph	g	6-16	3-8	0-0	0	0	0	3	15	1	0	1	2	28		
12	Justin Coleman	g	2-6	1-4	2-2	0	1	1	1	7	3	0	0	0	34		
02	Emmanuel Akot	g	2-5	1-2	0-0	0	0	0	2	5	2	0	0	0	15		
03	Dylan Smith	g	3-5	3-5	0-0	0	2	2	1	9	2	3	1	0	21		
10	Ryan Luther	g	0-1	0-1	0-0	0	1	1	4	0	1	1	0	0	19		
11	Ira Lee	g	2-5	0-0	0-0	0	5	5	3	4	0	1	1	0	20		
23	Alex Barcello	g	0-2	0-1	0-0	0	0	0	0	0	1	0	0	0	8		
Team						4	1	5									
Totals			19-53	9-28	2-6	5	14	19	21	49	15	10	3	7	200		
FG % 1st Half:		9-23	39.1%	2nd half:	10-30	33.3%	Game:		19-53	35.8%	Deadball						
3FG % 1st Half:		3-10	30.0%	2nd half:	6-16	37.5%	Game:		9-28	32.1%	Rebounds						
FT % 1st Half:		2-5	40.0%	2nd half:	0-1	0.0%	Game:		2-6	33.3%	1						

Officials: Michael Greenstein, Tony Padilla, John Higgins
Technical fouls: Baylor-None, Arizona-None.
Attendance: 13068

Score by periods	1st	2nd	Total
Baylor	20	38	58
Arizona	23	26	49

Last FG - BU 2nd-02:54, UA 2nd-00:45.
Largest lead - BU by 11 2nd-03:18, UA by 6 2nd-19:43.
BU led for 14:50, UA led for 17:01. Game was tied for 08:09.

Score tied - 8 times.
Lead changed - 4 times.



Official Basketball Box Score -- Game Totals -- Final Statistics
Stephen F. Austin vs Baylor
12/18/18 7:30 pm at Ferrell Center (Waco, Texas)



Stephen F. Austin 59 • 6-4

#	Player	Total			3-Ptr			Rebounds			PF	TP	A	TO	Blk	Stl	Min
		FG-FGA	FG-FGA	FT-FTA	Off	Def	Tot	Off	Def	Tot							
03	Seraille, Mitchell	f	1-1	0-0	0-0	1	1	2	2	2	2	1	4	2	1	25	
04	Fitzgerald, Davonte	f	6-18	0-3	3-4	0	6	6	4	15	0	1	0	3	35		
23	Bain, Nathan	f	2-5	0-0	1-3	1	7	8	1	5	1	2	0	1	36		
01	Harris, Kevon	g	4-8	3-4	0-1	1	6	7	2	11	1	2	2	1	37		
05	Bogues, Shannon	g	8-17	4-9	1-2	0	2	2	1	21	5	4	0	2	38		
02	Hughes, Jock	g	0-1	0-1	0-0	1	1	2	1	0	0	2	0	0	12		
11	Walker, Oddyst	g	0-0	0-0	0-0	1	0	1	3	0	0	2	0	0	4		
25	Nicholas, Karl	g	1-2	0-0	3-4	1	1	2	5	5	2	2	1	2	13		
Team						2	2	4									
Totals			22-52	7-17	8-14	8	26	34	19	59	10	19	5	10	200		
FG % 1st Half:		9-27	33.3%	2nd half:	13-25	52.0%	Game:		22-52	42.3%	Deadball						
3FG % 1st Half:		2-8	25.0%	2nd half:	5-9	55.6%	Game:		7-17	41.2%	Rebounds						
FT % 1st Half:		5-10	50.0%	2nd half:	3-4	75.0%	Game:		8-14	57.1%	0						

Baylor 58 • 6-4

#	Player	Total			3-Ptr			Rebounds			PF	TP	A	TO	Blk	Stl	Min
		FG-FGA	FG-FGA	FT-FTA	Off	Def	Tot	Off	Def	Tot							
25	Clark, Tristan	f	9-9	0-0	6-10	4	3	7	2	24	1	1	2	3	37		
03	McClure, King	g	2-10	1-7	0-0	0	3	3	3	5	1	2	0	2	30		
04	Kegler, Mario	g	0-6	0-2	0-0	1	4	5	4	0	1	3	1	1	23		
10	Mason, Makai	g	5-10	1-3	0-0	0	3	3	2	11	4	4	0	1	33		
11	Vital, Mark	g	3-5	0-1	1-5	7	5	12	2	7	1	6	0	5	36		
00	Thamba, Flo	g	0-1	0-0	0-0	0	2	2	1	0	0	0	1	0	4		
02	Bandoo, Devonte	g	0-4	0-4	3-4	0	2	2	0	3	2	1	0	0	16		
12	Butler, Jared	g	0-5	0-4	2-2	0	1	1	1	2	1	0	0	1	14		
24	Mayer, Matthew	g	2-5	2-3	0-0	1	0	1	1	6	0	0	1	1	7		
Team						1	2	3									
Totals			21-55	4-24	12-21	14	25	39	16	58	11	18	5	14	200		
FG % 1st Half:		12-25	48.0%	2nd half:	9-30	30.0%	Game:		21-55	38.2%	Deadball						
3FG % 1st Half:		3-13	23.1%	2nd half:	1-11	9.1%	Game:		4-24	16.7%	Rebounds						
FT % 1st Half:		6-9	66.7%	2nd half:	6-12	50.0%	Game:		12-21	57.1%	3.3						

Officials: Gerry Pollard, Rick Crawford, Pat Driscoll
Technical fouls: Stephen F. Austin-None, Baylor-None.
Attendance: 4336
Fouled Out: SFA: #25 Nicholas 8:02

Score by periods	1st	2nd	Total
Stephen F. Austin	25	34	59
Baylor	33	25	58

Last FG - SFA 2nd-00:00, BU 2nd-04:21.
Largest lead - SFA by 3 1st-05:53, BU by 10 1st-00:31.
SFA led for 06:35, BU led for 27:47. Game was tied for 05:38.

Score tied - 8 times.
Lead changed - 11 times.

GAME 11 – BAYLOR 57, OREGON 47

GAME 12 – BAYLOR 84, NEW ORLEANS 44



Official Basketball Box Score -- Game Totals -- Final Statistics
Oregon vs Baylor
12/21/18 6:00 pm at Ferrell Center (Waco, Texas)



Oregon 47 • 8-4

#	Player	Total			3-Ptr			Rebounds			PF	TP	A	TO	Blk	Stl	Min
		FG-FGA	FG-FGA	FT-FTA	Off	Def	Tot	Off	Def	Tot							
02	King, Louis	f	2-8	0-2	1-2	1	1	2	2	5	4	2	0	2	26		
13	White, Paul	f	2-10	1-3	0-0	0	2	2	5	5	0	5	0	0	31		
14	Wooten, Kenny	f	2-2	0-0	0-0	3	1	4	3	4	0	2	4	0	31		
00	Richardson, Will	g	3-4	1-1	3-4	0	2	2	3	10	3	4	0	4	30		
03	Pritchard, Payton	g	5-13	4-10	0-0	0	3	3	1	14	3	1	0	0	39		
04	Amin, Ehab	g	0-1	0-0	0-0	0	0	0	0	0	0	0	0	0	7		
10	Bailey Jr., Victor	g	3-5	1-2	0-0	0	1	1	1	7	1	2	0	0	27		
33	Okoro, Francis	g	1-1	0-0	0-0	0	1	1	1	2	1	0	0	0	9		
Team						0	3	3									
Totals			18-44	7-18	4-6	4	14	18	16	47	12	17	4	6	200		
FG % 1st Half:		7-24	29.2%	2nd half:	11-20	55.0%	Game:		18-44	40.9%	Deadball						
3FG % 1st Half:		1-6	16.7%	2nd half:	6-12	50.0%	Game:		7-18	38.9%	Rebounds						
FT % 1st Half:		1-2	50.0%	2nd half:	3-4	75.0%	Game:		4-6	66.7%	2						

Baylor 57 • 7-4

#	Player	Total			3-Ptr			Rebounds			PF	TP	A	TO	Blk	Stl	Min
		FG-FGA	FG-FGA	FT-FTA	Off	Def	Tot	Off	Def	Tot							
25	Clark, Tristan	f	6-10	0-0	1-3	3	5	8	2	13	1	4	2	1	38		
03	McClure, King	g	2-8	2-4	2-2	1	3	4	2	8	1	4	0	5	34		
04	Kegler, Mario	g	2-5	0-2	3-5	0	6	6	4	7	2	4					

GAME 13 – TCU 85, BAYLOR 81



Official Basketball Box Score -- Game Totals -- Final Statistics
Baylor vs TCU
01/05/19 3:05 PM at Schollmaier Arena (Fort Worth, Texas)



Baylor 81 • 8-5, 0-1

#	Player	Total		3-Ptr		Rebounds			PF	TP	A	TO	Blk	Stl	Min
		FG-FGA	FT-FTA	FG-FGA	FT-FTA	Off	Def	Tot							
25	Clark, Tristan	f	7-13	0-1	4-6	2	4	6	2	18	4	3	1	1	35
03	McClure, King	g	3-8	0-2	1-1	1	3	4	2	7	2	0	0	0	32
04	Kegler, Mario	g	4-7	0-1	1-2	1	4	5	4	9	1	3	0	1	29
10	Mason, Makai	g	4-12	2-7	5-6	0	3	3	3	15	3	3	0	1	33
11	Vital, Mark	g	4-5	0-0	3-5	3	1	4	4	11	4	1	0	2	33
00	Thamba, Flo	g	0-0	0-0	0-0	0	0	0	1	0	0	1	0	0	1
02	Bando, Devonte	g	0-1	0-1	0-0	0	0	0	1	0	0	0	0	0	4
12	Butler, Jared	g	2-4	0-1	0-0	1	2	3	5	4	4	0	0	0	19
24	Mayer, Matthew	g	5-9	2-3	5-7	0	2	2	0	17	1	0	0	1	14
Team						3	3	6	1						
Totals			29-59	4-16	19-27	11	22	33	23	81	19	11	1	6	200
FG % 1st Half:			11-27	40.7%	2nd half:	18-32	56.3%	Game:	29-59	49.2%					Deadball
3FG % 1st Half:			2-9	22.2%	2nd half:	2-7	28.6%	Game:	4-16	25.0%					Rebounds
FT % 1st Half:			4-7	57.1%	2nd half:	15-20	75.0%	Game:	19-27	70.4%					5

TCU 85 • 12-1, 1-0

#	Player	Total		3-Ptr		Rebounds			PF	TP	A	TO	Blk	Stl	Min
		FG-FGA	FT-FTA	FG-FGA	FT-FTA	Off	Def	Tot							
15	MILLER, JD	f	4-7	0-0	5-9	3	7	10	1	13	4	1	0	1	33
21	SAMUEL, Kevin	c	3-6	0-0	1-4	3	4	7	3	7	0	1	2	1	31
01	BANE, Desmond	g	8-11	3-4	3-3	1	4	5	5	22	3	1	0	1	28
22	NEMBARD, RJ	g	3-5	2-3	2-0	2	2	3	10	3	0	1	0	33	
05	ROBINSON, Alex	g	6-14	0-3	6-10	0	0	0	4	18	10	4	0	2	36
11	DAVIS, Kendrick	g	2-3	0-1	2-4	0	1	1	2	6	1	2	0	1	15
11	MAYEN, Lat	g	0-0	0-0	0-0	0	1	1	0	0	0	1	0	0	4
12	NOI, Kouat	g	4-7	1-3	0-0	0	1	1	2	9	1	0	0	0	20
Team						1	1	2							
Totals			30-53	6-14	19-34	8	21	29	20	85	22	10	3	6	200
FG % 1st Half:			13-27	48.1%	2nd half:	17-26	65.4%	Game:	30-53	56.6%					Deadball
3FG % 1st Half:			3-7	42.9%	2nd half:	3-7	42.9%	Game:	6-14	42.9%					Rebounds
FT % 1st Half:			11-14	78.6%	2nd half:	8-20	40.0%	Game:	19-34	55.9%					9

Officials: Kelly Self, Darron George, Lee Cassell
Technical fouls: Baylor-TEAM, TCU-None.
Attendance: 6396

Score by periods	1st	2nd	Total
Baylor	28	53	81
TCU	40	45	85

Last FG - BU 2nd-00:18, TCU 2nd-02:56.
Largest lead - BU by 2 1st-18:04, TCU by 19 2nd-16:37.
BU led for 00:21, TCU led for 37:43. Game was tied for 01:56.

	In	Off	2nd	Fast	Bench
Points	Paint	T/O	Chance	Break	
BU	44	8	11	12	21
TCU	38	15	6	10	15

Score tied - 0 times.
Lead changed - 1 time.

GAME 14 – BAYLOR 73, #20 IOWA STATE 70



Official Basketball Box Score -- Game Totals -- Final Statistics
Iowa State vs Baylor
01/08/19 6:00 pm CT at Ferrell Center (Waco, Texas)



Iowa State 70 • 12-3, 2-1 #20/21

#	Player	Total		3-Ptr		Rebounds			PF	TP	A	TO	Blk	Stl	Min
		FG-FGA	FT-FTA	FG-FGA	FT-FTA	Off	Def	Tot							
12	Jacobson, Michael	f	4-8	0-1	3-4	1	2	3	2	11	1	0	0	0	22
01	Weiler-Babb, Nick	g	4-12	1-3	0-0	2	4	6	4	9	3	2	0	1	37
03	Shayok, Marial	g	9-15	1-2	0-0	1	3	4	2	19	3	4	0	1	38
11	Horton-Tucker, Talen	g	3-5	2-4	0-0	0	5	5	2	8	2	1	1	0	30
22	Halliburton, Tyrese	g	3-5	1-3	0-0	0	3	3	2	7	2	1	1	2	30
02	Lard, Cameron	g	1-1	0-0	1-1	0	1	1	0	3	0	1	0	0	7
05	Wigginton, Lindell	g	3-8	2-5	3-3	0	3	3	2	11	2	1	0	1	24
23	Talley Jr., Zoran	g	0-0	0-0	0-0	0	0	0	0	0	1	0	0	0	1
33	Young, Solomon	g	1-2	0-0	0-0	0	1	1	3	2	0	0	0	1	11
Team						0	0	0							
Totals			28-56	7-18	7-8	4	22	26	17	70	14	10	2	6	200
FG % 1st Half:			11-25	44.0%	2nd half:	17-31	54.8%	Game:	28-56	50.0%					Deadball
3FG % 1st Half:			3-6	50.0%	2nd half:	4-12	33.3%	Game:	7-18	38.9%					Rebounds
FT % 1st Half:			5-6	83.3%	2nd half:	2-2	100.0%	Game:	7-8	87.5%					1,1

Baylor 73 • 9-5, 1-1

#	Player	Total		3-Ptr		Rebounds			PF	TP	A	TO	Blk	Stl	Min
		FG-FGA	FT-FTA	FG-FGA	FT-FTA	Off	Def	Tot							
25	Clark, Tristan	f	6-10	0-0	4-6	0	4	4	3	16	3	0	0	2	34
03	McClure, King	g	2-7	1-4	1-1	3	4	7	6	6	1	0	0	0	33
04	Kegler, Mario	g	3-10	0-2	1-1	3	7	10	1	7	2	2	1	1	32
10	Mason, Makai	g	8-15	4-9	5-6	0	3	3	2	25	3	2	0	0	38
11	Vital, Mark	g	1-3	0-1	2-2	2	0	2	2	4	0	1	0	1	16
00	Thamba, Flo	g	0-1	0-0	0-0	0	1	1	1	0	0	0	2	0	6
02	Bando, Devonte	g	4-5	3-4	2-2	0	0	0	0	13	1	1	0	0	11
12	Butler, Jared	g	0-2	0-1	2-2	0	2	2	1	2	2	3	0	1	22
24	Mayer, Matthew	g	0-2	0-2	0-0	0	0	0	0	0	0	1	0	1	8
Team						2	3	5							
Totals			24-55	8-23	17-20	10	23	33	14	73	12	10	3	6	200
FG % 1st Half:			15-29	51.7%	2nd half:	9-26	34.6%	Game:	24-55	43.6%					Deadball
3FG % 1st Half:			5-14	35.7%	2nd half:	3-9	33.3%	Game:	8-23	34.8%					Rebounds
FT % 1st Half:			3-3	100.0%	2nd half:	14-17	82.4%	Game:	17-20	85.0%					1,1

Officials: Gary Maxwell, Roger Ayers, Marques Pettigrew
Technical fouls: Iowa State-None, Baylor-None.
Attendance: 5930

Score by periods	1st	2nd	Total
Iowa State	30	40	70
Baylor	38	35	73

Last FG - ISU 2nd-01:48, BU 2nd-01:48.
Largest lead - ISU by 7 1st-07:11, BU by 8 1st-00:01.
ISU led for 12:31, BU led for 22:47. Game was tied for 04:42.

	In	Off	2nd	Fast	Bench
Points	Paint	T/O	Chance	Break	
ISU	32	9	5	6	16
BU	24	7	13	4	15

Score tied - 6 times.
Lead changed - 10 times.

GAME 15 – #7 KANSAS 73, BAYLOR 68



Official Basketball Box Score -- Game Totals -- Final Statistics
Kansas vs Baylor
01/12/19 3:00 pm CT at Ferrell Center (Waco, Texas)



Kansas 73 • 14-2, 3-1 #7/9

#	Player	Total		3-Ptr		Rebounds			PF	TP	A	TO	Blk	Stl	Min
		FG-FGA	FT-FTA	FG-FGA	FT-FTA	Off	Def	Tot							
01	Dedric Lawson	f	7-12	0-0	3-6	1	2	3	2	17	1	4	5	5	32
00	Marcus Garrett	f	1-2	0-0	2-4	1	2	3	4	4	4	2	1	0	25
05	Quentin Grimes	g	2-7	1-4	2-2	0	6	6	1	7	1	1	2	0	27
11	Devon Dotson	g	3-4	1-1	7-10	0	5	5	5	14	5	3	1	0	33
24	Lagerald Vick	g	6-10	6-8	0-0	0	3	3	1	18	2	4	1	0	36
02	Charlie Moore	g	0-2	0-1	0-0	0	0	0	0	0	0	0	0	0	6
13	K.J. Lawson	g	1-2	0-0	1-2	1	0	1	1	3	0	0	0	0	11
30	Ochai Agbaji	g	4-5	1-2	1-2	1	2	3	2	10	0	0	0	1	21
33	David McCormack	g	0-0	0-0	0-0	0	0	0	1	0	0	0	0	0	6
44	Mitch Lightfoot	g	0-0	0-0	0-0	0	2	2	0	0	0	1	0	3	3
Team						0	4	4							
Totals			24-44	9-16	16-27	4	26	30	19	73	13	14	11	6	200
FG % 1st Half:			13-26	50.0%	2nd half:	11-18	61.1%	Game:	24-44	54.5%					Deadball
3FG % 1st Half:			5-10	50.0%	2nd half:	4-6	66.7%	Game:	9-16	56.3%					Rebounds
FT % 1st Half:			4-6	66.7%	2nd half:	12-21	57.1%	Game:	16-27						

GAME 17 – BAYLOR 73, #8 TEXAS TECH 62

GAME 18 – BAYLOR 85, WEST VIRGINIA 73



Official Basketball Box Score – Game Totals – Final Statistics
Texas Tech vs Baylor
01/19/19 5:00 pm CT at Waco, Texas (Ferrell Center)



Texas Tech 62 • 15-3, 4-2 #8/9

#	Player	Total		3-Ptr		Rebounds			PF	TP	A	TO	Blk	Stl	Min
		FG-FGA	FG-FGA	FT-FTA	Off	Def	Total								
11	Owens,Tariq	f	2-4	0-0	4-4	4	2	6	5	8	1	1	1	0	30
32	Odiase,Norene	c	0-1	0-0	0	2	2	0	0	0	1	2	0	15	
13	Mooney,Matt	g	1-6	0-3	0-1	0	1	1	3	2	1	3	0	1	28
23	Culver,Jarrett	g	9-16	1-4	0-0	1	8	9	2	19	5	7	0	3	37
25	Moretti,David	g	3-4	1-2	0-0	0	3	3	1	13	2	2	0	3	37
00	Edwards,Kyler	g	1-5	0-2	2-2	0	2	2	1	4	2	1	0	1	21
01	Francis,Brandone	g	4-8	3-4	3-5	1	1	2	4	14	0	1	0	0	23
03	Corprew,Deshawn	g	1-1	0-0	0-0	1	0	1	2	2	1	1	0	0	8
10	Ondigo,Malik	g	0-0	0-0	0-0	0	0	0	0	0	0	0	0	0	1
	Team					1	2	3							
Totals			21-45	5-15	15-19	8	21	29	18	62	12	17	3	8	200
FG % 1st Half:		9-21	42.9%	2nd half:	12-34	50.0%	Game:		21-45	46.7%					Deadb
3FG % 1st Half:		3-7	42.9%	2nd half:	2-8	25.0%	Game:		5-15	33.3%					Rebounds
FT % 1st Half:		10-12	83.3%	2nd half:	5-7	71.4%	Game:		15-19	78.9%					1

Baylor 73 • 11-6, 3-2

#	Player	Total		3-Ptr		Rebounds			PF	TP	A	TO	Blk	Stl	Min
		FG-FGA	FG-FGA	FT-FTA	Off	Def	Total								
11	Vital, Mark	f	3-5	0-0	0-1	5	3	8	0	6	5	5	0	0	23
25	Kegler, Mario	f	4-8	1-3	0-0	1	4	5	3	9	0	1	0	0	21
03	McClure, King	g	3-9	2-5	0-0	1	5	6	2	8	4	2	0	4	37
10	Mason, Makai	g	4-10	4-7	4-4	0	0	0	4	16	2	1	0	0	32
20	Butler, Jared	g	7-15	2-8	3-3	1	0	1	2	19	5	1	0	3	29
00	Thamba, Flo	g	0-0	0-0	1-2	0	2	2	2	1	0	2	0	1	16
21	Mayer, Matthew	g	0-2	0-2	0-0	0	1	1	1	0	0	0	0	1	3
22	Bando, Devonte	g	2-7	2-4	2-2	0	1	1	0	8	0	0	1	0	19
31	Gillespie, Freddie	g	1-2	0-0	4-4	2	3	5	3	6	0	1	0	1	20
	Team					2	0	2							
Totals			24-58	11-29	14-16	12	19	31	17	73	16	13	1	10	200
FG % 1st Half:		13-34	38.2%	2nd half:	11-24	45.8%	Game:		24-58	41.4%					Deadb
3FG % 1st Half:		3-7	42.9%	2nd half:	4-11	36.4%	Game:		11-29	37.9%					Rebounds
FT % 1st Half:		0-0	0.0%	2nd half:	14-16	87.5%	Game:		14-16	87.5%					3

Officials: Larry Spaulding, Michael Greenstein, Chance Moore

Technical fouls: Texas Tech-None. Baylor-None.

Attendance: 9018

Fouled Out: TTU #11 Owens 1:12

Score by periods	1st	2nd	Total
Texas Tech	31	31	62
Baylor	33	40	73

Last FG - TTU 2nd-01:20. BU 2nd-03:23.

Largest lead - TTU by 13 1st-10:29. BU by 13 2nd-08:13.

TTU led for 15:54. BU led for 22:19. Game was tied for 01:16.

Points	In	Off	2nd	Fast	Bench
TTU	Paint	T/O	Chance	Break	
24	18	2	4	6	20
26	13	11	6	15	

Score tied - 2 times.

Lead changed - 1 time.



Official Basketball Box Score – Game Totals – Final Statistics
Baylor vs West Virginia
01/21/19 9:00 pm ET at WVU Coliseum, Morgantown, W.Va.



Baylor 85 • 12-6, 4-2 B12

#	Player	Total		3-Ptr		Rebounds			PF	TP	A	TO	Blk	Stl	Min
		FG-FGA	FG-FGA	FT-FTA	Off	Def	Total								
04	Kegler, Mario	f	6-9	1-4	5-5	1	6	7	3	18	1	2	0	1	27
11	Vital, Mark	f	0-1	0-0	2-2	2	2	4	4	2	3	1	0	2	15
03	McClure, King	g	4-10	0-3	0-2	2	6	8	4	8	0	5	0	1	31
10	Mason, Makai	g	10-16	2-8	7-9	0	4	4	1	29	4	5	0	1	38
12	Butler, Jared	g	2-6	2-4	2-4	1	3	4	4	8	2	3	0	0	22
00	Thamba, Flo	g	2-2	0-0	1-4	3	3	6	3	5	2	1	0	0	16
01	Allen, Darius	g	0-0	0-0	0-0	0	0	0	0	0	0	0	0	1	2
02	Bando, Devonte	g	4-9	3-6	2-2	0	1	1	2	13	4	1	0	1	28
24	Mayer, Matthew	g	0-3	0-2	0-2	1	1	2	1	0	1	0	0	0	13
33	Gillespie, Freddie	g	1-2	0-0	0-0	3	1	4	4	2	0	0	0	0	8
	Team					3	2	5							
Totals			29-58	8-27	19-31	16	29	45	26	85	17	18	0	7	200
FG % 1st Half:		18-35	51.4%	2nd half:	11-23	47.8%	Game:		29-58	50.0%					Deadb
3FG % 1st Half:		6-16	37.5%	2nd half:	2-11	18.2%	Game:		8-27	29.6%					Rebounds
FT % 1st Half:		4-14	28.6%	2nd half:	15-17	88.2%	Game:		19-31	61.3%					5

West Virginia 73 • 9-10, 1-6 B12

#	Player	Total		3-Ptr		Rebounds			PF	TP	A	TO	Blk	Stl	Min
		FG-FGA	FG-FGA	FT-FTA	Off	Def	Total								
15	West, Lamont	f	1-3	0-1	2-4	1	1	2	1	4	0	1	0	2	17
23	Ahmad, Esa	f	3-6	0-1	3-4	3	4	7	3	9	3	4	1	1	31
12	Gordon, Andrew	c	1-3	0-0	0-1	2	1	3	0	2	0	2	2	0	11
10	Haley, Jermaine	g	2-5	0-1	0-2	2	2	4	4	4	2	2	0	0	21
14	Harler, Chase	g	1-2	0-1	0-0	0	0	0	0	2	2	0	0	0	5
00	Doomes, Trey	g	1-3	0-0	0-1	0	0	0	0	2	0	0	0	2	5
01	Culver, Derek	g	1-8	0-0	1-4	1	7	8	4	3	0	1	0	0	24
02	Knapper, Brandon	g	6-12	1-4	2-2	0	0	0	2	15	2	2	0	3	16
03	Bolden, James	g	5-11	2-4	10-10	1	1	2	5	22	3	1	0	1	26
05	McCabe, Jordan	g	0-0	0-0	0-0	0	0	0	0	1	0	1	0	0	5
11	Mathews Jr., Emmitt	g	0-2	0-1	0-0	0	0	0	0	0	0	1	0	0	10
21	Harris, Wesley	g	2-6	1-4	2-4	2	2	4	4	7	0	0	0	2	26
31	Routt, Loqan	g	1-1	0-0	1-2	2	0	2	0	3	0	0	0	0	3
	Team					2	1	3							
Totals			24-62	4-17	21-34	16	19	35	26	73	11	13	4	11	200
FG % 1st Half:		8-24	33.3%	2nd half:	16-38	42.1%	Game:		24-62	38.7%					Deadb
3FG % 1st Half:		1-6	16.7%	2nd half:	3-11	27.3%	Game:		4-17	23.5%					Rebounds
FT % 1st Half:		14-22	63.6%	2nd half:	7-12	58.3%	Game:		21-34	61.8%					6.1

Officials: Gerry Pollard, Ron Groover, Tom Eades

Technical fouls: Baylor-Kegler, Mario. West Virginia-None.

Attendance: 9936

Fouled Out: WVU (Bolden 2:44, 2nd half)

Score by periods	1st	2nd	Total
Baylor	46	39	85
West Virginia	31	42	73

Last FG - BU 2nd-01:18. WVU 2nd-00:38.

Largest lead - BU by 21 2nd-15:54. WVU by 1 1st-19:47.

BU led for 39:38. WVU led for 00:09. Game was tied for 00:13.

Points	In	Off	2nd	Fast	Bench
BU	Paint	T/O	Chance	Break	
32	16	20	9	29	
34	13	12	10	22	

Score tied - 0 times.

Lead changed - 1 time.

GAME 19 – BAYLOR 73, ALABAMA 68



Official Basketball Box Score – Game Totals – Final Statistics
Alabama vs Baylor
01/26/19 11:00 am CT at Ferrell Center (Waco, Texas)



Alabama 68 • 12-7, 3-3 SEC

#	Player	Total		3-Ptr		Rebounds			PF	TP	A	TO	Blk	Stl	Min
		FG-FGA	FG-FGA	FT-FTA	Off	Def	Total								
00	Hall, Donta	f	5-10	0-0	1-1	3	4	7	1	11	0	1	3	0	29
02	Lewis Jr., Kira	g	6-12	1-4	2-2	1	4	5	3	15	6	3	1	2	31
10	Jones, Herbert	g	0-2	0-0	0-0	0	3	3	5	0	3	1	0	0	15
12	Ingram, Dazon	g	2-2	0-0	1-2	0	3	3	1	5	2	2	0	1	26
34	Mack, Tevin	g	7-13	0-2	1-2	1	1	2							

GAME 21 – BAYLOR 90, TCU 64



Official Basketball Box Score -- Game Totals -- Final Statistics
 TCU vs Baylor
 02/02/19 7:05 pm CT at Ferrell Center (Waco, Texas)



TCU 64 • 15-6, 3-5 Big 12

#	Player	Total			3-Ptr			Rebounds			PF	TP	A	TO	Blk	Stl	Min
		FG-FGA	FG-FGA	FT-FTA	FG-FGA	FG-FGA	FT-FTA	Off	Def	Tot							
12	NOI, Kouat	f	7-13	1-6	0-0	1	3	4	0	15	1	3	0	0	0	38	
15	MILLER, JD	f	5-11	1-3	6-7	3	2	5	1	17	0	1	0	0	32		
21	SAMUEL, Kevin	c	1-6	0-0	0-1	5	1	6	3	2	0	1	3	0	26		
01	BANE, Desmond	g	2-7	0-0	1-1	1	1	2	2	5	1	2	1	1	30		
25	ROBINSON, Alex	g	6-8	1-2	3-5	0	3	3	4	16	6	1	1	0	32		
05	DAVIS, Kendrick	g	1-6	0-1	2-3	0	2	2	1	4	1	0	0	1	19		
11	MAYEN, Lat	g	0-0	0-0	0-0	0	1	1	2	0	0	0	1	0	9		
22	NEMBHARD, RJ	g	2-5	1-2	0-0	0	0	0	0	5	0	0	0	0	8		
34	BARLOW, Russell	g	0-1	0-0	0-0	0	1	1	1	0	0	1	0	0	6		
Team						1	1	2									
Totals			24-57	4-14	12-17	15	15	26	14	64	9	9	6	2	200		

FG % 1st Half: 11-30 36.7% 2nd half: 13-27 48.1% Game: 24-57 42.1% Deadball Rebounds 2
 3FG % 1st Half: 1-8 12.5% 2nd half: 3-6 50.0% Game: 4-14 28.6%
 FT % 1st Half: 5-5 100.0% 2nd half: 7-12 58.3% Game: 12-17 70.6%

Baylor 90 • 15-6, 6-2 Big 12

#	Player	Total			3-Ptr			Rebounds			PF	TP	A	TO	Blk	Stl	Min
		FG-FGA	FG-FGA	FT-FTA	FG-FGA	FG-FGA	FT-FTA	Off	Def	Tot							
03	McClure, King	g	2-4	1-2	0-0	1	4	5	0	5	3	1	2	0	22		
04	Kegler, Mario	g	3-7	0-2	0-0	0	6	6	2	6	2	1	0	0	23		
10	Mason, Makai	g	14-20	9-12	3-4	0	0	0	4	40	4	3	0	0	33		
11	Vital, Mark	g	2-3	0-0	1-2	3	1	4	3	5	0	0	3	0	23		
12	Butler, Jared	g	2-6	1-2	0-0	2	3	5	3	5	2	3	0	0	24		
00	Thamba, Flo	g	1-1	0-0	0-0	3	3	6	0	2	3	0	2	0	14		
01	Allen, Darius	g	0-2	0-1	0-0	0	0	0	0	0	0	0	0	0	3		
02	Bandoo, Devonte	g	3-6	3-5	0-0	0	1	1	0	9	3	1	0	1	21		
15	Okeke, Obim	g	1-1	0-0	0-0	1	0	1	0	2	0	0	0	0	2		
24	Mayer, Matthew	g	2-7	1-4	0-0	2	3	5	1	5	3	0	0	0	18		
33	Gillespie, Freddie	g	5-6	0-0	1-2	3	4	7	2	11	1	1	3	0	17		
Team						0	0	0									
Totals			35-63	15-28	5-8	15	25	40	15	90	21	10	10	1	200		

FG % 1st Half: 16-31 51.6% 2nd half: 19-32 59.4% Game: 35-63 55.6% Deadball Rebounds 1
 3FG % 1st Half: 6-11 54.5% 2nd half: 9-17 52.9% Game: 15-28 53.6%
 FT % 1st Half: 1-2 50.0% 2nd half: 4-6 66.7% Game: 5-8 62.5%

Officials: Gary Maxwell, Kelly Self, Antonio Petty
 Technical fouls: TCU-None. Baylor-None.
 Attendance: 7337

Score by periods	1st	2nd	Total
TCU	28	36	64
Baylor	39	51	90

	In	Off	2nd	Fast	Bench
Points	Paint	T/O	Chance	Break	
TCU	32	17	8	2	9
BU	30	17	18	2	29

Last FG - TCU 2nd-01:00, BU 2nd-01:09.
 Largest lead - TCU by 2 1st-19:12, BU by 29 2nd-02:33.
 TCU led for 02:01. BU led for 36:38. Game was tied for 01:21.

Score tied - 1 time.
 Lead changed - 5 times.

GAME 23 – KANSAS STATE 70, BAYLOR 63



Official Basketball Box Score -- Game Totals -- Final Statistics
 Kansas State vs Baylor
 02/09/19 5:00 pm CT at Ferrell Center (Waco, Texas)



Kansas State 70 • 18-5, 8-2 RV/RV

#	Player	Total			3-Ptr			Rebounds			PF	TP	A	TO	Blk	Stl	Min
		FG-FGA	FG-FGA	FT-FTA	FG-FGA	FG-FGA	FT-FTA	Off	Def	Tot							
14	MAWIEN, Makol	f	3-8	0-0	0-0	4	3	7	2	6	0	5	0	0	0	27	
20	SNEED, Xavier	f	4-12	1-5	0-0	0	3	3	4	9	2	0	0	1	24		
32	WADE, Dean	f	4-10	0-2	4-4	6	1	7	3	12	1	0	0	1	36		
03	STOKES, Kamau	g	5-10	3-6	7-7	0	6	6	0	20	4	2	0	1	36		
05	BROWN, Barry	g	4-8	3-7	2-4	2	1	3	2	13	6	1	0	0	39		
00	McGUIRL, Mike	g	0-1	0-1	0-0	0	0	0	0	0	0	0	0	0	6		
02	DIARRA, Cartier	g	3-7	2-5	2-2	0	1	1	2	10	4	1	2	2	29		
34	STOCKARD III, Levi	g	0-1	0-0	0-0	1	1	2	1	0	0	1	0	0	3		
Team						3	1	4									
Totals			23-57	9-26	15-17	16	17	33	14	70	17	11	2	5	200		

FG % 1st Half: 13-31 41.9% 2nd half: 10-26 38.5% Game: 23-57 40.4% Deadball Rebounds 3.1
 3FG % 1st Half: 3-14 21.4% 2nd half: 6-12 50.0% Game: 9-26 34.6%
 FT % 1st Half: 2-2 100.0% 2nd half: 13-15 86.7% Game: 15-17 88.2%

Baylor 63 • 15-8, 6-4 RV/RV

#	Player	Total			3-Ptr			Rebounds			PF	TP	A	TO	Blk	Stl	Min
		FG-FGA	FG-FGA	FT-FTA	FG-FGA	FG-FGA	FT-FTA	Off	Def	Tot							
33	Gillespie, Freddie	f	6-7	0-0	1-4	6	3	9	4	13	2	3	2	1	31		
02	Bandoo, Devonte	g	6-13	1-6	2-2	0	5	5	2	15	3	2	0	2	36		
04	Kegler, Mario	g	3-8	1-3	1-2	2	2	4	1	8	1	0	0	0	29		
11	Vital, Mark	g	3-5	0-1	1-1	2	3	5	5	7	4	2	3	0	35		
12	Butler, Jared	g	5-15	3-10	0-0	2	2	4	1	13	2	3	0	1	34		
00	Thamba, Flo	g	0-0	0-0	0-0	0	0	0	1	0	0	1	2	0	9		
01	Allen, Darius	g	0-0	0-0	0-0	0	0	0	0	0	0	0	0	0	0+		
15	Okeke, Obim	g	0-1	0-1	0-0	0	1	1	2	0	0	0	0	1	10		
24	Mayer, Matthew	g	2-7	1-3	2-2	2	1	3	1	7	1	2	0	0	16		
Team						1	0	1									
Totals			25-56	6-24	7-11	15	17	32	17	63	13	13	7	5	200		

FG % 1st Half: 13-27 48.1% 2nd half: 12-29 41.4% Game: 25-56 44.6% Deadball Rebounds 2
 3FG % 1st Half: 3-11 27.3% 2nd half: 3-13 23.1% Game: 6-24 25.0%
 FT % 1st Half: 0-0 0.0% 2nd half: 7-11 63.6% Game: 7-11 63.6%

Officials: Joe DeRosa, Ray Natili, Byron Jarrett
 Technical fouls: Kansas State-None. Baylor-None.
 Attendance: 8466
 Fouled Out: Baylor #11 Vital 0:23

Score by periods	1st	2nd	Total
Kansas State	31	39	70
Baylor	29	34	63

	In	Off	2nd	Fast	Bench
Points	Paint	T/O	Chance	Break	
KS	16	19	10	4	10
BU	34	9	13	6	7

Last FG - KS 2nd-01:49, BU 2nd-00:17.
 Largest lead - KS by 9 2nd-03:20, BU by 7 2nd-09:50.
 KS led for 12:16. BU led for 19:28. Game was tied for 08:03.

Score tied - 9 times.
 Lead changed - 8 times.

GAME 22 – TEXAS 84, BAYLOR 72



Official Basketball Box Score -- Game Totals -- Final Statistics
 Baylor vs Texas
 02/06/19 7:01 P.M. at Austin, TX (Frank Erwin Center)



Baylor 72 • 15-7, 6-3

#	Player	Total			3-Ptr			Rebounds			PF	TP	A	TO	Blk	Stl	Min
		FG-FGA	FG-FGA	FT-FTA	FG-FGA	FG-FGA	FT-FTA	Off	Def	Tot							
04	Kegler, Mario	f	4-9	1-2	1-3	1	2	3	3	10	1	0	1	0	20		
11	Vital, Mark	f	6-8	0-0	2-3	0	3	3	3	14	0	0	0	1	29		
03	McClure, King	g	2-5	1-2	1-2	1	5	6	3	6	2	2	0	0	23		
10	Mason, Makai	g	1-7	0-1	3-3	0	0	0	1	5	2	3	0	0	23		
12	Butler, Jared	g	5-14	2-8	1-1	1	2	3	2	13	6	4	0	2	37		
00	Thamba, Flo	g	2-2	0-0	0-1	1	1	2	3	4	0	1	0	0	12		
01	Allen, Darius	g	0-0	0-0	0-0	0	1	1	4	0	0	0	0	0	5		
02	Bandoo, Devonte	g	1-2	1-1	0-0	0	1	1	3	3	0	0	0	0	14		
24	Mayer, Matthew	g	4-7	2-4	0-0	2	1	3	3	10	1	3	0	1	14		
33	Gillespie, Freddie	g	3-3	0-0	1-2	2	2	4	2	7	1	1	0	1	23		
Team						2	1	3									
Totals			28-57	7-18	9-15	10	19	29	28	72	13	14	1	5	200		

FG % 1st Half: 11-26 42.3% 2nd half: 17-31 54.8% Game: 28-57 49.1% Deadball Rebounds 2
 3FG % 1st Half: 3-7 42.9% 2nd half: 4-11 36.4% Game: 7-18 38.9%
 FT % 1st Half: 5-8 62.5% 2nd half: 4-7 57.1% Game: 9-15 60.0%

Texas 84 • 13-10, 5-5

#	Player	Total			3-Ptr			Rebounds			PF	TP	A	TO	Blk	Stl	Min
		FG-FGA	FG-FGA	FT-FTA	FG-FGA	FG-FGA	FT-FTA	Off	Def	Tot							
10	Hayes, Jaxson	f	5-7	0-0	2-2	3</											

GAME 29 – at KANSAS STATE

GAME 25 – #15 TEXAS TECH 86, BAYLOR 61



Official Basketball Box Score -- Game Totals -- Final Statistics
Baylor vs Texas Tech
02/16/19 1 p.m. CT at Lubbock, TX (United Supermarkets Arena)



Baylor 61 • 16-9, 7-5

#	Player	Total		3-Ptr		Rebounds			PF	TP	A	TO	Blk	Stl	Min
		FG-FGA	FG-FGA	FT-FTA	Off	Def	Tot								
02	Bandoo, Devonte	2-10	1-7	3-4	6	0	6	3	8	1	4	0	0	0	34
04	Kegler, Mario	4-9	3-6	4-5	1	3	4	4	15	0	1	0	0	0	28
11	Vital, Mark	1-2	0-0	2-4	2	1	3	3	4	1	1	1	1	1	31
12	Butler, Jared	5-9	4-5	2-3	1	4	5	1	16	4	7	0	1	1	37
33	Gillespie, Freddie	1-4	0-0	0-0	2	4	6	5	2	0	2	1	0	0	18
00	Thamba, Flo	1-3	0-0	3-4	2	3	5	4	5	0	2	0	0	0	17
01	Allen, Darius	1-3	0-2	0-0	0	0	0	1	2	0	0	0	1	4	
15	Okeke, Obim	1-3	0-2	0-0	0	0	0	1	2	0	1	0	0	9	
24	Mayer, Matthew	1-6	1-3	4-8	0	1	1	4	7	0	1	1	1	1	22
Team				1 3 4											
Totals		17-49	9-25	18-28	15	19	34	26	61	6	19	3	4	200	
FG % 1st Half:		9-26	34.6%	2nd half:	8-23	34.8%	Game:	17-49	34.7%	Deadball Rebounds					
3FG % 1st Half:		7-13	53.8%	2nd half:	2-12	16.7%	Game:	9-25	36.0%	10					
FT % 1st Half:		7-11	63.6%	2nd half:	11-17	64.7%	Game:	18-28	64.3%						

Texas Tech 86 • 21-5, 9-4

#	Player	Total		3-Ptr		Rebounds			PF	TP	A	TO	Blk	Stl	Min
		FG-FGA	FG-FGA	FT-FTA	Off	Def	Tot								
11	Owens, Tariq	2-3	0-0	7-8	3	0	3	2	11	1	1	2	0	0	27
13	Mooney, Matt	2-7	1-3	4-4	0	2	2	2	9	1	0	0	2	29	
23	Culver, Jarrett	4-11	3-6	7-8	3	5	8	2	18	4	2	1	1	28	
25	Moretti, Davide	4-9	4-8	5-6	0	0	0	1	17	2	0	0	1	33	
32	Odiase, Norense	0-2	0-0	0-0	1	1	2	4	0	0	1	1	1	11	
00	Edwards, Kyler	2-7	2-6	1-2	1	1	2	3	7	0	0	1	0	15	
01	Francis, Brandon	2-7	2-5	1-2	1	2	3	4	7	1	0	0	2	24	
03	Corprew, Deshawn	1-1	0-0	3-3	1	2	3	3	5	1	0	1	0	14	
10	Ondigo, Malik	1-1	0-0	0-0	1	1	2	2	2	0	2	0	0	6	
20	Hicks, Parker	1-2	0-0	1-1	1	1	2	1	3	0	0	0	0	3	
24	Benson, Avery	2-2	0-0	1-1	0	1	1	1	5	0	1	0	0	3	
30	Sorrells, Andrew	0-1	0-1	0-0	0	0	0	0	0	2	0	0	0	4	
35	Mbaila, Josh	1-1	0-0	0-0	0	0	0	0	2	0	0	0	0	3	
Team				1 1 2											
Totals		22-54	12-29	30-35	13	17	30	25	86	12	9	5	7	200	
FG % 1st Half:		10-26	38.5%	2nd half:	12-28	42.9%	Game:	22-54	40.7%	Deadball Rebounds					
3FG % 1st Half:		8-14	57.1%	2nd half:	4-15	26.7%	Game:	12-29	41.4%	5					
FT % 1st Half:		17-19	89.5%	2nd half:	13-16	81.3%	Game:	30-35	85.7%						

Officials: Tom Eades, Job Hattness, Bert Smith
Technical fouls: Baylor-None, Texas Tech-None.
Attendance: 14598

Score by periods	1st	2nd	Total
Baylor	32	29	61
Texas Tech	45	41	86

Last FG - BU 2nd-02:08, TTU 2nd-00:07.
Largest lead - BU by 2 1st-17:17, TTU by 25 2nd-00:49.
BU led for 00:36, TTU led for 35:55, Game was tied for 03:21.

Score tied - 2 times.
Lead changed - 4 times.

2018-19 BAYLOR BASKETBALL GAME NOTES

GAME 26 – BAYLOR 73, #19 IOWA STATE 69



Official Basketball Box Score -- Game Totals -- Final Statistics
Baylor vs Iowa State
02/19/19 8:05 p.m. at Hilton Coliseum - Ames, Iowa



Baylor 73 • 17-9, 8-5

#	Player	Total		3-Ptr		Rebounds			PF	TP	A	TO	Blk	Stl	Min
		FG-FGA	FG-FGA	FT-FTA	Off	Def	Tot								
04	Kegler, Mario	4-9	1-4	0-0	3	3	6	1	9	5	0	0	0	0	33
10	Mason, Makai	4-18	2-10	4-5	2	3	5	0	14	3	4	0	0	0	31
11	Vital, Mark	3-8	0-0	0-0	5	0	5	4	6	2	0	1	0	0	22
12	Butler, Jared	6-12	5-8	0-0	1	5	6	3	17	5	2	0	1	36	
33	Gillespie, Freddie	7-8	0-0	0-0	3	7	10	4	14	0	2	2	0	0	31
00	Thamba, Flo	1-3	0-0	1-2	2	2	4	0	3	0	0	0	1	9	
02	Bandoo, Devonte	4-9	2-6	0-0	1	4	5	2	10	1	0	0	1	30	
24	Mayer, Matthew	0-0	0-0	0-0	1	1	2	0	0	0	0	0	0	0	8
Team				0 1 1											
Totals		29-67	10-28	5-7	18	26	44	14	73	16	9	3	3	200	
FG % 1st Half:		16-39	41.0%	2nd half:	13-28	46.4%	Game:	29-67	43.3%	Deadball Rebounds					
3FG % 1st Half:		5-14	35.7%	2nd half:	5-14	35.7%	Game:	10-28	35.7%	1					
FT % 1st Half:		1-2	50.0%	2nd half:	4-5	80.0%	Game:	5-7	71.4%						

Iowa State 69 • 19-7, 8-5 (#19)

#	Player	Total		3-Ptr		Rebounds			PF	TP	A	TO	Blk	Stl	Min
		FG-FGA	FG-FGA	FT-FTA	Off	Def	Tot								
01	Weiler-Babb, Nick	4-10	0-3	0-0	1	6	7	2	8	6	2	0	0	0	38
03	Shayok, Marial	8-17	3-6	1-1	1	2	3	1	20	2	1	0	1	0	33
11	Horton-Tucker, Talen	3-9	1-4	0-0	1	6	7	0	7	1	0	1	1	23	
12	Jacobson, Michael	3-5	0-0	0-0	0	2	2	2	6	0	0	1	1	19	
22	Haliburton, Tyrese	3-5	3-4	0-0	1	0	1	0	9	0	0	2	1	35	
02	Lard, Cameron	3-5	0-0	3-4	2	2	4	5	9	1	0	1	1	21	
05	Wigginton, Lindell	2-9	1-6	5-6	0	1	1	3	10	2	2	0	0	26	
23	Talley Jr., Zoran	0-0	0-0	0-0	0	0	0	0	0	1	0	1	0	5	
Team				2 1 3											
Totals		26-60	8-23	9-11	8	20	28	13	69	13	5	6	4	200	
FG % 1st Half:		13-26	50.0%	2nd half:	13-34	38.2%	Game:	26-60	43.3%	Deadball Rebounds					
3FG % 1st Half:		3-9	33.3%	2nd half:	5-14	35.7%	Game:	8-23	34.8%	2.1					
FT % 1st Half:		5-6	83.3%	2nd half:	4-5	80.0%	Game:	9-11	81.8%						

Officials: Joe DeRosa, Gerry Pellard, Antonio Petty
Technical fouls: Baylor-None, Iowa State-None.
Attendance: 14084
Fouled Out: ISU #2 Lard (0:03.5)

Score by periods	1st	2nd	Total
Baylor	38	35	73
Iowa State	34	35	69

Last FG - BU 2nd-02:00, ISU 2nd-00:03.
Largest lead - BU by 10 1st-11:57, ISU by 4 1st-16:26.
BU led for 30:55, ISU led for 05:46, Game was tied for 03:19.

Score tied - 4 times.
Lead changed - 13 times.

GAME 27 – BAYLOR 82, WEST VIRGINIA 75



Official Basketball Box Score -- Game Totals -- Final Statistics
West Virginia vs Baylor
02/23/19 1:00 pm CT at Ferrell Center (Waco, Texas)



West Virginia 75 • 10-17, (2-12)

#	Player	Total		3-Ptr		Rebounds			PF	TP	A	TO	Blk	Stl	Min
		FG-FGA	FG-FGA	FT-FTA	Off	Def	Tot								
01	Culver, Derek	2-9	0-0	5-10	4	2	6	5	9	1	6	1	0	0	26
11	Mathews Jr., Ermitt	1-2	0-1	0-0	1	0	1	1	2	0	0	0	1	12	
15	West, Lamont	4-14	2-9	6-8	0	4	4	5	16	1	2	0	0	0	37
05	McCabe, Jordan	5-9	2-6	2-2	0	5	5	2	14	4	1	0	0	0	38
10	Haley, Jermaine	5-8	2-3	1-3	3	4	7	4	13	5	0	0	1	38	
00	Doomes, Trey	1-2	0-0	0-0	0	1	1	0	2	0	0	0	0	1	
12	Gordon, Andrew	3-5	0-0	7-9	0	4	4	4	13	0	2	1	1	15	
14	Harler, Chase	0-3	0-3	0-0	0	0	0	0	2	0	0	0	0	0	13
20	Horton, Taevon	0-0	0-0	0-0	0	0	0	1	0	0	0	0	0	4	
31	Routt, Logan	2-2	0-0	2-2	1	0	1	4	6	0	0	0	0	0	16
Team				3 1 4											
Totals		23-54	6-22	23-34	12	21	33	28	75	11	11	2	3	200	
FG % 1st Half:		13-27	48.1%	2nd half:	10-27	37.0%	Game:	23-54	42.6%	Deadball Rebounds					
3FG % 1st Half:		3-10	30.0%	2nd half:	3-12	25.0%	Game:	6-22	27.3%	16					
FT % 1st Half:		11-16	68.8%	2nd half:	12-18	66.7%	Game:	23-34	67.6%	4					

Baylor 82 • 18-9, (9-5)

#	Player	Total		3-Ptr		Rebounds			PF	TP	A	TO	Blk	Stl	Min
		FG-FGA	FG-FGA	FT-FTA	Off	Def	Tot								
33	Gillespie, Freddie	0-0	0-0	2-2	0	0	0	5	2	0	0	1	0	14	
04	Kegler, Mario	6-7	2-3	9-11	2	8	10	3	23	3	4	0	0	0	34
10	Mason, Makai	0-7	0-2	4-4	0	1	1								

LAST SEASON VS. KANSAS STATE



**2017-18 Baylor Basketball
Baylor Combined Team Statistics (as of Jan 05, 2019)
2017-18 vs. KSU**



BIG 12 CONFERENCE

RECORD:	OVERALL	HOME	AWAY	NEUTRAL
ALL GAMES	0-2	0-1	0-1	0-0
CONFERENCE	0-2	0-1	0-1	0-0
NON-CONFERENCE	0-0	0-0	0-0	0-0

#	Player	gp-gs	min	avg	Total		3-Point		F-Throw		Rebounds				pf	dq	a	to	blk	stl	pts	avg	
					fg-fga	fg%	3fg-fga	3fg%	ft-fa	ft%	off	def	tot	avg									
21	Omot,Nuni	2-0	58	29.0	12-20	.600	8-15	.533	8-9	.889	4	2	6	3.0	6	0	0	9	1	2	40	20.0	
20	Lecomte,Manu	2-2	66	33.0	6-18	.333	2-10	.200	11-11	1.000	0	2	2	1.0	6	0	11	6	0	0	25	12.5	
31	Maston,Terry	2-0	45	22.5	8-18	.444	0-3	.000	5-6	.833	2	7	9	4.5	2	0	1	0	0	21	10.5		
00	Lual-Acuil Jr.,Jo	2-2	47	23.5	8-17	.471	1-1	1.000	4-4	1.000	4	4	8	4.0	3	0	1	1	1	0	21	10.5	
25	Clark,Tristan	2-2	43	21.5	6-9	.667	0-0	.000	4-6	.667	4	5	9	4.5	3	0	1	4	2	2	16	8.0	
22	McClure,King	2-1	41	20.5	6-12	.500	2-4	.500	1-2	.500	2	3	5	2.5	7	0	3	3	0	0	15	7.5	
03	Lindsey,Jake	2-1	56	28.0	3-6	.500	0-1	.000	1-2	.500	0	9	9	4.5	9	1	11	1	0	2	7	3.5	
11	Vital,Mark	2-2	37	18.5	1-7	.143	0-0	.000	2-3	.667	3	6	9	4.5	7	0	2	3	0	1	4	2.0	
10	Jolly,Tyson	1-0	7	7.0	0-2	.000	0-2	.000	1-2	.500	2	0	2	2.0	3	0	0	1	0	0	1	1.0	
Team											3	3	6										
Total.....		2	400		50-109	.459	13-36	.361	37-45	.822	24	41	65	32.5	46	1	29	29	4	7	150	75.0	
Opponents.....		2	400		54-99	.545	14-37	.378	45-57	.789	9	38	47	23.5	44	2	34	20	8	16	167	83.5	

TEAM STATISTICS	BU	OPP	Date	Opponent	Score	Att.
SCORING	150	167	* 01/22/18	KANSAS STATE	L 83-90	4787
Points per game	75.0	83.5	* 03/03/18	at Kansas State	L 67-77	10299
Scoring margin	-8.5	-				

KANSAS STATE 90, BAYLOR 83 (WACO)

Official Basketball Box Score -- Game Totals -- Final Statistics
Kansas State vs Baylor
 01/22/18 8 p.m. at Ferrell Center (Waco, Texas)

#	Player	Total		3-Ptr		Rebounds			PF	TP	A	TO	Blk	Stl	Min
		FG-FGA	FT-FTA	FG-FGA	FT-FTA	Off	Def	Tot							
14	MAWIEN, Makol	f	4-7	1-1	2-2	0	2	2	4	11	0	1	2	1	14
20	SNEED, Xavier	f	1-6	1-3	0-0	0	2	2	1	3	0	0	1	2	39
32	WADE, Dean	f	9-12	0-2	6-8	0	6	6	3	24	4	3	3	1	39
02	DIARRA, Cartier	g	3-5	1-2	3-3	1	1	2	4	10	6	2	0	1	34
05	BROWN, Barry	g	9-16	4-8	12-12	1	4	5	4	34	5	2	0	2	40-
01	SALLAH, Mawdo	g	0-1	0-0	0-0	0	0	0	0	0	0	0	0	0	1
11	PATRICK, Brian	g	0-0	0-0	0-0	0	1	1	1	0	0	0	0	0	5
21	LOVE III, James	g	0-0	0-0	1-2	0	0	0	1	1	0	0	0	0	4
23	WAINRIGHT, Amaad	g	2-2	1-1	2-6	0	0	0	2	7	0	0	0	1	21
34	STOCKARD III, Levi	g	0-0	0-0	0-0	0	0	0	5	0	0	2	0	0	3
Team						0	2	2							
Totals			28-49	8-17	26-33	2	18	20	25	90	15	10	6	8	200
FG % 1st Half: 15-26 57.7%		2nd half: 13-23 56.5%		Game: 28-49 57.1%		Deadball Rebounds: 3,1									
3FG % 1st Half: 6-11 54.5%		2nd half: 2-6 33.3%		Game: 8-17 47.1%											
FT % 1st Half: 9-11 81.8%		2nd half: 17-22 77.3%		Game: 26-33 78.8%											

KANSAS STATE 77, BAYLOR 67 (MANHATTAN)

Official Basketball Box Score -- Game Totals -- Final Statistics
Baylor vs Kansas State
 03/03/18 1:05 p.m. CT at Manhattan, Kan. - Bramlage Coliseum

#	Player	Total		3-Ptr		Rebounds			PF	TP	A	TO	Blk	Stl	Min
		FG-FGA	FT-FTA	FG-FGA	FT-FTA	Off	Def	Tot							
00	Lual-Acuil Jr.,Jo	f	3-7	0-0	0-0	1	1	2	2	6	0	0	0	0	20
11	Vital,Mark	f	0-3	0-0	2-3	2	4	6	4	2	1	1	0	0	21
25	Clark,Tristan	f	1-2	0-0	0-1	1	0	1	0	2	1	1	0	2	15
03	Lindsey,Jake	g	2-5	0-1	1-2	0	7	7	4	5	4	1	0	2	28
20	Lecomte,Manu	g	2-10	1-7	2-2	0	1	1	3	7	5	3	0	0	35
21	Omot,Nuni	g	8-11	6-9	8-9	3	1	4	30	0	5	0	2	31	
22	McClure,King	g	2-3	0-0	0-0	2	1	3	4	4	2	2	0	0	20
31	Maston,Terry	g	4-8	0-1	3-4	0	3	3	0	11	0	1	0	0	30
Team						1	1	2							
Totals			22-49	7-18	16-21	10	19	29	21	67	13	14	0	6	200
FG % 1st Half: 9-20 45.0%		2nd half: 13-29 44.8%		Game: 22-49 44.9%		Deadball Rebounds: 1,1									
3FG % 1st Half: 2-8 25.0%		2nd half: 5-10 50.0%		Game: 7-18 38.9%											
FT % 1st Half: 5-6 83.3%		2nd half: 11-15 73.3%		Game: 16-21 76.2%											

Baylor 83 • 12-8 (2-6)

#	Player	Total		3-Ptr		Rebounds			PF	TP	A	TO	Blk	Stl	Min
		FG-FGA	FT-FTA	FG-FGA	FT-FTA	Off	Def	Tot							
00	Lual-Acuil Jr.,Jo	f	5-10	1-1	4-4	3	3	6	1	15	1	1	1	0	27
25	Clark,Tristan	f	5-7	0-0	4-5	3	5	8	3	14	0	3	2	0	28
11	Vital,Mark	g	1-4	0-0	0-0	1	2	3	3	2	1	2	0	1	16
20	Lecomte,Manu	g	4-8	1-3	9-9	0	1	1	3	18	6	3	0	0	31
22	McClure,King	g	4-9	2-4	1-2	0	2	2	3	11	1	1	0	0	21
03	Lindsey,Jake	g	1-1	0-0	0-0	0	2	2	5	2	7	0	0	0	28
10	Jolly,Tyson	g	0-2	0-2	1-2	0	0	2	3	1	0	1	0	0	7
21	Omot,Nuni	g	4-9	2-6	0-0	1	1	2	2	10	0	4	1	0	27
31	Maston,Terry	g	4-10	0-2	2-2	2	4	6	2	10	0	0	0	0	15
Team						2	2	4							
Totals			28-60	6-18	21-24	14	22	36	25	83	16	15	4	1	200
FG % 1st Half: 13-30 43.3%		2nd half: 15-30 50.0%		Game: 28-60 46.7%		Deadball Rebounds: 2,1									
3FG % 1st Half: 3-6 50.0%		2nd half: 3-12 25.0%		Game: 6-18 33.3%											
FT % 1st Half: 11-13 84.6%		2nd half: 10-11 90.9%		Game: 21-24 87.5%											

Officials: R-Doug Simmons, U1- Ray Natili, U2- Michael Greenstein
 Technical fouls: Kansas State-None. Baylor-None.
 Attendance: 4787
 Fouled Out: KSU: #34 Stockard 16:57 BU: #3 Lindsey 4:07

Score by periods	1st	2nd	Total
Kansas State	45	45	90
Baylor	40	43	83

Points	In	Off	2nd	Fast	Bench
BU	Paint	T/O	Chance	Break	
KS	32	20	2	6	8
BU	38	13	8	0	23

Last FG - KS 2nd-02:09, BU 2nd-00:41.
 Largest lead - KS by 19 2nd-10:14, BU None.
 KS led for 38:36. BU led for 00:00. Game was tied for 01:20.
 Score tied - 0 times.
 Lead changed - 0 times.

Kansas State 77 • 21-10 (10-8)

#	Player	Total		3-Ptr		Rebounds			PF	TP	A	TO	Blk	Stl	Min
		FG-FGA	FT-FTA	FG-FGA	FT-FTA	Off	Def	Tot							
14	MAWIEN, Makol	f	5-7	0-0	4-4	0	3	3	5	14	0	2	1	0	17
20	SNEED, Xavier	f	1-6	0-4	1-2	2	1	3	3	3	6	1	0	1	29
32	WADE, Dean	f	9-14	1-2	6-7	1	6	7	2	25	1	1	1	2	39
02	DIARRA, Cartier	g	2-4	2-4	2-2	0	1	1	1	8	2	1	0	0	27
05	BROWN, Barry	g	6-9	2-4	4-7	0	4	4	3	18	9	3	0	3	39
03	STOKES, Kamau	g	2-6	1-5	2-2	0	2	2	3	7	1	2	0	2	24
12	SCHOEN, Mason	g	0-1	0-0	0-0	0	0	0	0	0	0	0	0	0	0+
23	WAINRIGHT, Amaad	g	1-2	0-1	0-0	0	1	1	0	2	0	0	0	0	8
34	STOCKARD III, Levi	g	0-1	0-0	0-0	2	2	4	2	0	0	0	0	0	17
40	KINNAMON, Kade	g	0-0	0-0	0-0	0	0	0	0	0	0	0	0	0	0+
Team						2	0	2							
Totals			26-50	6-20	19-24	7	20	27	19	77	19	10	2	8	200
FG % 1st Half: 15-29 51.7%		2nd half: 11-21 52.4%		Game: 26-50 52.0%		Deadball Rebounds: 2,1									
3FG % 1st Half: 3-10 30.0%		2nd half: 3-10 30.0%		Game: 6-20 30.0%											

THE LAST TIME ...

THE LAST TIME A BAYLOR TEAM...

Scored 110 Points.....	118 vs. Savannah State (12/17/17)
Scored 100 Points.....	118 vs. Savannah State (12/17/17)
Scored 90 Points.....	90 vs. TCU (2/2/19)
Scored Fewer than 50 Points.....	44 at Kansas (1/14/13)
Won by 40 Points.....	40 vs. New Orleans (12/29/18)
Won by 30 Points.....	30 at Oklahoma (1/28/19)
Shot 65 pct from floor.....	66.1 (41-62) vs. Texas Southern (12/14/17)
Shot 60 pct from floor.....	60.8 (31-51) vs. PVAMU (11/12/18)
Shot less than 30 pct from floor.....	29.8 (17-57) at TCU (1/10/15)
Shot 65 pct from 3FG.....	70.6 (12-17) vs. Central Arkansas (11/10/17)
Shot 60 pct from 3FG.....	60.0 (15-25) at Oklahoma State (1/14/19)
Shot less than 15 pct from 3FG.....	111 (2-18) vs. Ole Miss (11/23/18)
Shot less than 10 pct from 3FG.....	.083 (1-12) vs. TCU (12/2/18)
Made 15 3-point field goals.....	15 vs. TCU (2/2/19)
Failed to make a 3FG.....	0-8 at Texas Tech (2/21/90)
Shot 95 pct from FT line.....	100.0 (9-9) at Oklahoma State (2/6/18)
Shot 90 pct from FT line.....	100.0 (9-9) at Oklahoma State (2/6/18)
Shot less than 40 pct from FT line.....	27.3 (3-11) vs. Texas Southern (1/16/18)
Had 60 Rebounds.....	60 vs. Huston-Tillotson (1/21/15)
Had 55 Rebounds.....	58 vs. Savannah State (12/17/17)
Had 50 Rebounds.....	51 at Arizona (12/15/18)
Had 20 Offensive Rebounds.....	26 vs. Kansas (1/12/19)
Had 40 Defensive Rebounds.....	43 vs. Savannah State (12/17/17)
Had 35 Assists.....	40 vs. Hardin-Simmons (12/16/15)
Had 30 Assists.....	32 vs. Savannah State (12/17/17)
Had 25 Assists.....	32 vs. Savannah State (12/17/17)
Had 25 Turnovers.....	29 at West Virginia (1/10/17)
Had 20 Turnovers.....	20 at Arizona (12/15/18)
Had fewer than 5 Turnovers.....	4 at West Virginia (2/22/14)
Had 15 Steals.....	16 vs. Savannah State (11/23/15)
Had 12 Steals.....	14 vs. New Orleans (12/29/18)
Had 12 Blocked Shots.....	12 vs. New Orleans (12/29/18)
Had 10 Blocked Shots.....	10 vs. TCU (2/2/19)
Had no Blocked Shots.....	at West Virginia (1/21/19)
Had two 20-point scorers.....	Mario Kegler (23), Devonte Bando (22) vs. West Virginia (2/13/19)
Had two 25-point scorers.....	Jo Lual-Acuil Jr. (31), Manu Lecomte (25) vs. Savannah State (12/17/17)
Had seven double-figure scorers.....	vs. Long Beach State (3/20/13)
Had six double-figure scorers.....	vs. Kansas State (1/22/18)
Had five double-figure scorers.....	vs. Nicholls State (1/16/18)
Had all five starters score in double figures.....	vs. Randall (12/9/17)
Had all five starters score 15+ points.....	vs. Central Arkansas (11/10/17)
Had no players score in double figures.....	vs. Texas A&M (3/5/08)
Had no starters score in double figures.....	at Kansas State (3/3/18)
Had four players score 15+ points.....	vs. PVAMU (11/12/18)
Had five players score 15+ points.....	vs. Central Arkansas (11/10/17)
Had four players score 18+ points.....	vs. Savannah State (12/17/17)
Had four players with 5+ assists.....	vs. Savannah State (12/17/17)
Had two double-doubles.....	Mario Kegler (23p/10r), Mark Vital (15p/14r) vs. West Virginia (2/23/19)
Had two double-figure rebounders.....	Mark Vital (14), Mario Kegler (10) vs. West Virginia (2/23/19)
Scored 50-plus points in first half.....	61 vs. Savannah State (12/17/17)
Scored 50-plus points in second half.....	51 vs. TCU (2/2/19)
Scored 50-plus points in both halves.....	vs. Savannah State (12/17/17)
Scored 60-plus points in first half.....	61 vs. Savannah State (12/17/17)
Scored 60-plus points in second half.....	60 at Iowa State (1/9/16)
Scored fewer than 20 points in 1st half.....	15 at Wichita State (12/1/18)
Scored 20 points or fewer in 1st half.....	20 at Arizona (12/15/18)
Scored 20 points or fewer in 2nd half.....	20 at Texas Tech (2/17/15)
Overcame a 20-point deficit to win.....	vs. Louisville, trailed 32-10, won 66-63 (11/25/16)
Overcame a 15-pt deficit with less than 10 min left to win.....	vs. Texas, trailed 55-36, won 84-83 (2/27/19)
Overcame a 20-point deficit.....	vs. Mississippi State, trailed 40-20 (3/18/18)
Overcame a 15-point halftime deficit to win.....	vs. Louisville, trailed 39-24, won 66-63 (11/25/16)
Overcame a 10-point halftime deficit to win.....	vs. Texas, trailed 40-29, won 84-83 (2/27/19)
Failed to make a 3FG.....	vs. Texas Tech, 0-8 (2/20/90)
Won an OT game.....	84-83 vs. Texas (2/27/19)
Lost an OT game.....	78-81 vs. TCU (1/2/18)
Won a 2OT game.....	74-73 at Texas (2/12/18)
Lost a 2OT game.....	84-91 to Colorado (3/13/08)
Won a 3OT game.....	Never
Lost a 3OT game.....	93-97 at SMU (1/9/88)
Won a 4OT game.....	96-95 vs. North Texas (12/17/88)
Lost a 4OT game.....	Never
Won a 5OT game.....	116-110 at Texas A&M (1/23/08)
Lost a 5OT game.....	Never

THE LAST TIME A BAYLOR PLAYER...

Recorded a Triple-Double (Pts/Reb/Ast).....	Kenny Chery (20/10/12) vs. Kansas State (2/15/14)
Recorded a Triple-Double (Pts/Reb/Blk).....	Ekpe Udoh (18/17/10) vs. Morgan State (1/6/10)
Recorded a Double-Double Off the Bench.....	Terry Maston (12p/10r) vs. TAMU-CC (11/13/17)
Recorded a Double-Double Before Halftime.....	King McClure (12p/10r) vs. George Mason (1/24/18)
Scored 30 Points.....	Makai Mason (40) vs. TCU (2/2/19)
Scored 30 Points in a Road Game.....	Nuni Omot (30) at Kansas State (3/3/18)
Scored 20 Points in a 1st Half.....	King McClure (20) at Oklahoma State (1/14/19)
Scored 20 Points in a 2nd Half.....	Makai Mason (27) vs. TCU (2/2/19)
Scored 30 Points off the Bench.....	Nuni Omot (30) at Kansas State (3/3/18)
Scored 25 Points off the Bench.....	Terry Maston (26) vs. Mississippi State (3/18/18)
Scored 20 Points off the Bench.....	Devonte Bando (22) vs. West Virginia (2/23/19)
Made 5+ 3-pointers in a 1st Half.....	King McClure (6-7) at Oklahoma State (1/14/19)
Made 5+ 3-pointers in a 2nd Half.....	Makai Mason (6-8) vs. TCU (2/2/19)
Had 20 Rebounds.....	Jo Lual-Acuil Jr. (20) vs. Savannah State (12/17/17)
Had 15 Rebounds.....	Mark Vital (17) at Arizona (12/15/18)
Had 8+ Offensive Rebounds.....	Mark Vital (9) at Arizona (12/15/18)
Had 9+ Offensive Rebounds.....	Mark Vital (8) vs. Kansas (1/12/19)
Had 12 Rebounds in a Half.....	Johnathan Motley (14 in 2nd half) vs. Texas (1/17/17)
Had 10 Rebounds in a Half.....	King McClure (10 in 1st half) vs. George Mason (1/24/18)
Had 10 Assists.....	Tyson Jolly (10) vs. Randall (12/9/17)
Had 10+ Assists and 0 Turnovers.....	Jake Lindsey (11 AST/0 TO) vs. Kansas State (3/9/17)
Had 5 Blocked Shots.....	Tristan Clark (5) vs. New Orleans (12/29/18)
Had 6 Blocked Shots.....	Tristan Clark (6) vs. South Dakota (11/27/18)
Had 7 Blocked Shots.....	Jo Lual-Acuil Jr. (7) vs. Oklahoma (2/21/17)
Had 5 Steals.....	King McClure (5) vs. Oregon (12/21/18)
Had 6 Steals.....	Lester Medford (7) vs. Savannah State (11/23/15)
Played 45+ Minutes.....	Jo Lual-Acuil Jr. (48) & Manu Lecomte (46) at Texas (2/12/18)
Made a Game-Winning Shot.....	Terry Maston (2FG) vs. Texas Tech, 59-57 (2/17/18)
Made a Game-Winning Shot in Final 10 Seconds.....	Jo Lual-Acuil Jr. (Dunk) at Texas, 74-73 <i>2ot</i> (2/12/18)
Made a Game-Winning Shot at Buzzer.....	Lester Medford (3FG) at Texas Tech, 63-60 (1/16/16)
Made a Game-Winning FT in Final 10 Seconds.....	Mario Kegler vs. Texas, 84-83 <i>OT</i> (2/29/19)

THE LAST TIME A BAYLOR OPPONENT...

Scored 100 Points.....	102 at Kansas (1/2/16)
Scored 90 Points.....	90 vs. Kansas State (1/22/18)
Scored Fewer than 50 Points at Home.....	47 at Oklahoma (1/28/19)
Scored Fewer than 50 Points.....	47 at Oklahoma (1/28/19)
Scored Fewer than 40 Points.....	39 vs. McNeese State (1/14/14)
Won by 30 Points.....	40 at Oklahoma (1/20/07)
Shot 65 pct from floor.....	66.1 (39-59) at Oklahoma (2/26/05)
Shot 60 pct from floor.....	62.0 (31-50) vs. Oklahoma (1/23/16)
Shot less than 25 pct from floor.....	23.4 (11-47) vs. Prairie View A&M (12/2/15)
Shot 55 pct from 3FG.....	55.7 (15-27) vs. Texas (2/27/19)
Shot less than 15 pct from 3FG.....	143 (2-14) vs. George Mason (11/24/18)
Made 15 3-point field goals.....	15 vs. Texas (2/27/19)
Shot 95 pct from FT line.....	95.7 (22-23) at Ole Miss (1/28/17)
Shot less than 50 pct from FT line.....	33.3 (2-6) at Arizona (12/15/18)
Had 50 Rebounds.....	62 vs. Wake Forest [Anaheim] (11/30/08)
Had fewer than 20 Rebounds.....	18 vs. Oregon (12/21/18)
Had 20 Offensive Rebounds.....	20 vs. Wagner (3/13/18)
Had 25 Assists.....	29 vs. Oklahoma (1/23/16)
Had 20 Turnovers.....	22 vs. New Orleans (12/29/18)
Had fewer than 5 Turnovers.....	4 at West Virginia (2/22/14)
Had 13 Steals.....	15 at West Virginia (1/10/17)
Had 12 Steals.....	12 vs. West Virginia (3/9/17)
Had 12+ Blocked Shots.....	13 vs. West Virginia (2/20/18)
Had 10+ Blocked Shots.....	11 vs. Kansas (1/12/19)
Had no Blocked Shots.....	at Oklahoma State (2/8/17)
Had two 20-point scorers.....	Barry Brown (34), Dean Wade (24) vs. Kansas State (1/22/18)
Had three 20-point scorers.....	Abdel Nader (26), Georges Niang (24), Monte Morris (20) vs. Iowa State (2/16/16)
Had five double-figure scorers.....	vs. PVAMU (11/12/18)
Had four 15+ point scorers.....	at Texas (2/12/18)
Had two double-figure rebounders.....	Kenrich Williams (12), Vlad Brodziansky (10) at TCU (1/21/17)
Scored 50-plus points in 1st half.....	51 at Texas A&M (12/19/15)
Scored 50-plus points in 2nd half.....	52 at Texas Tech (2/13/17)
Scored 20 points or fewer in 1st half.....	16 vs. Oregon (12/21/18)
Scored 20 points or fewer in 2nd half.....	20 vs. Texas (1/6/18)
Failed to make a 3FG.....	vs. Oklahoma, 0-12 (2/25/12)

THE LAST TIME A BAYLOR OPPOSING PLAYER

Scored 30 Points.....	Barry Brown (34) vs. Kansas State (1/22/18)
Had 20 Rebounds.....	Jamahl Mosley (20) vs. Colorado [Kansas City] (3/8/01)
Had 15 Rebounds.....	Mohamed Bamba (16) at Texas (2/12/18)
Had 10 Assists.....	Courtney Ramey (10) vs. Texas (2/27/19)
Had 8 Turnovers.....	Trae Young (8) vs. Oklahoma (2/27/18)
Had 7 Turnovers.....	Jarrett Culver (7) vs. Texas Tech (1/19/19)
Had 6 Blocked Shots.....	Sagaba Konate (9) vs. West Virginia (2/20/18)
Had 5 Steals.....	Dedric Lawson (5) vs. Kansas (1/12/19)
Had 6 Steals.....	Jevon Carter (6) vs. West Virginia (3/9/18)

2018-19 INDIVIDUAL SUPERLATIVES

CATEGORY	BAYLOR	OPPONENT
Points Scored	40, Makai Mason vs. TCU (2/2)	28, Breein Tyree vs. Ole Miss (11/23)
Field Goals Made	14, Makai Mason vs. TCU (2/2)	9, Marial Shayok vs. Iowa State (1/8) 9, Jarrett Culver vs. Texas Tech (1/19)
FGs Attempted	20, Makai Mason vs. TCU (2/2)	18, Otis Livingston vs. George Mason (11/24) 18, Davonte Fitzgerald vs. SFA (12/18)
Highest FG % (min 5 made)	1.000 (9-9), Tristan Clark vs. SFA (12/18) 1.000 (5-5), Tristan Clark vs. PVAMU (11/12)	1.000 (6-6), Riley Norris vs. Alabama (1/26)
3-Point FGs Made	9, Makai Mason vs. TCU (2/2)	7, Jase Febres vs. Texas (2/27)
3-Point FGs Attempted	12, Makai Mason vs. TCU (2/2)	14, Jase Febres vs. Texas (2/27)
3-Point FG % (min 5 att)	.750 (9-12), Makai Mason vs. TCU (2/2)	1.000 (5-5), Darius Williams vs. PVAMU (11/12)
Free Throws Made	9, Mario Kegler vs. West Virginia (2/23)	13, Breein Tyree vs. Ole Miss (11/23)
Free Throws Attempted	11, Mario Kegler vs. West Virginia (2/23)	17, Breein Tyree vs. Ole Miss (11/23)
Free Throw % (min 7 att)	1.000 (8-8), Makai Mason vs. George Mason (11/24) 1.000 (7-7), Devonte Bando vs. Southern (11/10) 1.000 (7-7), Mark Vital vs. Texas (2/27)	1.000 (10-10), James Bolden at West Virginia (1/21) 1.000 (7-7), Kamau Stokes vs. Kansas State (2/9)
Offensive Rebounds	9, Mark Vital at Arizona (12/15)	6, Gerard Andrus vs. PVAMU (11/12) 6, Trey Burch-Manning vs. South Dakota (11/27) 6, Dean Wade vs. Kansas State (2/9)
Defensive Rebounds	11, King McClure vs. George Mason (11/24) 11, Tristan Clark vs. New Orleans (12/29)	8, five times
Total Rebounds	17, Mark Vital at Arizona (12/15)	14, Trey Burch-Manning vs. South Dakota (11/27)
Assists	8, Makai Mason vs. Oklahoma (2/11)	10, Alex Robinson at TCU (1/5) 10, Courtney Ramey vs. Texas (2/27)
Turnovers	7, Jared Butler at Texas Tech (2/16)	7, Eddie Reese vs. Southern (11/10) 7, Jarrett Culver vs. Texas Tech (1/19)
Blocked Shots	6, Tristan Clark vs. South Dakota (11/27)	5, Dedric Lawson vs. Kansas (1/12)
Steals	5, Mark Vital vs. SFA (12/18) 5, King McClure vs. Oregon (12/21)	5, Dedric Lawson vs. Kansas (1/12)
Minutes Played	41, Mario Kegler vs. Texas (2/27) 41, Mark Vital vs. Texas (2/27)	43, Courtney Ramey vs. Texas (2/27) 43, Jase Febres vs. Texas (2/27)

2018-19 TEAM SUPERLATIVES

BAYLOR HIGH	BAYLOR LOW	CATEGORY	OPPONENT HIGH	OPPONENT LOW
91 vs. PVAMU (11/12)	57 vs. Oregon (12/21)	Points Scored	86 at Texas Tech (2/16)	44 vs. New Orleans (12/29)
47 vs. PVAMU (11/12)	15 at Wichita State (12/1)	Points, 1st Half	45 at Texas (2/6) & at TTU (2/16)	16 vs. Oregon (12/21)
53 at TCU (1/5)	25 vs. SFA (12/18)	Points, 2nd Half	45 vs. TSU (11/6) & at TCU (1/5)	22 vs. Oklahoma (2/11)
13 vs. Texas (2/27)	13 vs. Texas (2/27)	Points/Overtime	12 vs. Texas (2/27)	12 vs. Texas (2/27)
35 vs. TCU (2/2)	17 at Texas Tech (2/16)	Field Goals Made	31 vs. Texas (2/27)	15 at Oklahoma (1/28)
75 vs. Kansas (1/12)	44 vs. Oregon (12/21)	Field Goal Attempts	66 at Wichita State (12/1)	44 vs. Ore. (12/21) & vs. KU (1/12)
.608 (31-51) vs. PVAMU (11/12)	.333 (25-75) vs. Kansas (1/12)	FG Percentage	.566 (30-53) at TCU (1/5)	.262 (16-61) vs. New Orleans (12/29)
15 at OSU (1/14) & vs. TCU (2/2)	2 vs. Ole Miss (11/23)	3-Point FGs Made	15 vs. Texas (2/27)	2 vs. George Mason (11/24)
31 vs. Kansas (1/12)	15 vs. Oregon (12/21)	3-Point FG Attempts	32 at Wichita State (12/1)	12 vs. Southern (11/10)
.600 (15-25) at OSU (1/14)	.111 (2-18) vs. Ole Miss (11/23)	3-Point FG Percentage	.563 (9-16) vs. Kansas (1/12)	.143 (2-14) vs. George Mason (11/24)
26 vs. West Virginia (2/23)	3 vs. Texas So. (11/6)	Free Throws Made	30 at Texas Tech (2/16)	2 at Arizona (12/15)
35 vs. West Virginia (2/23)	7 at Iowa State (2/19)	Free Throw Attempts	36 vs. Ole Miss (11/23)	6 at Ariz. (12/15) & vs. Ore. (12/21)
.875 (14-16) vs. Texas Tech (1/19)	.273 (3-11) vs. Texas So. (11/6)	Free Throw Percentage	.882 (15-17) vs. Kansas State (2/9)	.333 (2-6) at Arizona (12/15)
26 vs. Kansas (1/12)	7 vs. PVAMU (11/12)	Offensive Rebounds	16, three times	4, three times
32 at Arizona (12/15)	17 vs. Kansas State (2/9)	Defensive Rebounds	29 vs. South Dakota (11/27)	14 at Ariz. (12/15) & vs. Ore. (12/21)
51 at Arizona (12/15)	29 at Texas (2/6)	Total Rebounds	44 at Wichita State (12/1)	18 vs. Oregon (12/21)
22 vs. New Orleans (12/29)	5 at Wichita State (12/1)	Assists	22 at TCU (1/5)	5 vs. George Mason (11/24)
20 at Arizona (12/15)	8, three times	Turnovers	22 vs. New Orleans (12/29)	5 at Iowa State (2/19)
12 vs. USD (11/27) & vs. UNO (12/29)	0 at West Virginia (1/21)	Blocked Shots	11 vs. Kansas (1/12)	1 vs. PVAMU (11/12)
14 vs. SFA (12/18) & vs. UNO (12/29)	1 vs. TCU (2/2)	Steals	11 at West Virginia (1/21)	2 vs. TCU (2/2)
28 at Texas (2/6)	11 vs. Alabama (1/26)	Fouls	28 vs. West Virginia (2/23)	12 at Oklahoma State (1/14)



2018-19

19-9

BIG 12

10-5

AP

RV-31st

COACHES

RV-29th


NET

35th

BAYLOR at KANSAS STATE | GAME 29
March 2, 2019 (Manhattan, Kan. / Bramlage Coliseum)

Baylor Broadcast Notes

0
1
2
3
4
10
11
12
13
15
24
25
33



Flo Thamba

F • 6-10 • 245 • Fr. • Kinshasa, Congo

	MIN	PTS	REB	BLK	FG%	3FG%	FT%
SEA	10.9	2.1	2.5	0.7	.583	.000	.538
B12	11.8	2.2	2.6	0.7	.650	.000	.467
CAR	10.9	2.1	2.5	0.7	.583	.000	.538

- Freshman big man with 7-foot-5 wingspan, originally from Democratic Republic of the Congo
- Averaging 13.4 minutes in 14 games with Clark out — played 15+ min. in just 1 game prior to injury
- Had season-highs of 6 rebounds, 3 assists and 2 blocks in just 14 minutes on Feb. 2 vs. TCU
- Born in Congo, lived in England, France and South Africa, emigrated to United States in 2014
- Averaged 14.0 points, 10.0 rebounds and 1.5 blocks as senior at Mountain Mission School in Grundy, Va.



Darius Allen

G • 6-4 • 205 • Jr. • Melbourne, Fla.

	MIN	PTS	REB	AST	FG%	3FG%	FT%
SEA	8.5	2.2	1.0	0.4	.333	.150	.333
B12	2.8	0.7	0.2	0.2	.333	.000	.000
CAR	8.5	2.2	1.0	0.4	.333	.150	.333

- JuCo transfer guard, played previous two seasons at Palm Beach State in Palm Beach Gardens, Fla.
- Has come off bench in 6 of last 11 games after appearing in 1 of previous 11 games
- Averaged 14.5 points, 4.5 rebounds and 2.0 steals per game as sophomore at PBS in 2017-18
- Scored in double-figures in 34 in 59 career JuCo games played, including seven games of 20+ points
- Dunked so hard in a game at Florida Air Academy that lights went out in gym at City of Palms Classic




Devonte Bando

G • 6-3 • 195 • Jr. • Brampton, Ontario

	MIN	PTS	REB	AST	FG%	3FG%	FT%
SEA	20.8	8.7	2.0	1.4	.458	.407	.897
B12	22.5	10.5	2.2	1.3	.477	.465	.880
CAR	20.8	8.7	2.0	1.4	.458	.407	.897

- Canadian JuCo transfer guard, played previous two seasons at Hutchinson (Kan.) Community College
- Last 6 Games: team-leading 15.3 ppg, 4.0 rpg, 2.8 3FGs/gm; played 29+ minutes in all 6 games
- Made at least one 3-pointer in 14 straight Big 12 games (47%; 33-of-70) and 9 straight games overall
- Ranks 4th in Big 12 in 3-point shooting in conference play (.465; 33-of-71), 6th overall at .407
- Scored 1,072 points over 72 games during JuCo career, averaging 14.9 points in 27.1 minutes per game



King McClure

G • 6-3 • 215 • Sr. • Dallas, Texas

	MIN	PTS	REB	AST	FG%	3FG%	FT%
SEA	28.2	9.5	5.1	2.2	.410	.392	.643
B12	27.5	8.1	5.7	2.0	.397	.389	.600
CAR	19.2	6.6	2.3	1.3	.416	.370	.722

- Senior guard, has played in 123 career games; returned Weds. after missing 5 games w/knee injury
- Scored 20+ pts in 4 games this season (career-high 29 at OSU) after doing so in 1 of 100 over first 3 yrs
- Graduated on Dec. 15 with degree in Health, Kinesiology & Leisure Studies, 3.5 years after enrolling
- Told basketball career was over due to Hypertrophic Cardiomyopathy (HCM) diagnosis in June 2015; had Implantable Cardioverter Defibrillator (ICD) surgically implanted as precaution, cleared in Oct. 2015.




Mario Kegler

G/F • 6-7 • 230 • RSo. • Jackson, Miss.

	MIN	PTS	REB	AST	FG%	3FG%	FT%
SEA	27.8	10.7	6.0	1.3	.440	.294	.652
B12	27.8	10.9	5.8	1.5	.468	.395	.660
*CAR	28.0	10.1	5.7	1.2	.429	.326	.656

*Kegler's career stats include one season at Mississippi State

- Sat out 2017-18 season following transfer from Mississippi State after starting 31 games as FR in 16-17
- Last 10 Games: Leads team with 13.2 ppg, 2nd with 5.8 rpg; shooting 57% on 2-pointers (36-of-63)
- Shooting 46% (15-33) on 3FGs over last 10 games after starting season at 14% (5-35) over first 12 gms
- 23+ pts in each of last 2 games; 23p/10r/3a vs. WVU, 24p/17r/3a vs. Texas, including game-winning FTs
- Made BU debut on Nov. 27 after going 629 days between games; had 12 pts, 6 rebs, 3 blks vs. USD



Makai Mason

G • 6-1 • 185 • R Sr. • Greenfield, Mass.

	MIN	PTS	REB	AST	FG%	3FG%	FT%
SEA	31.6	14.6	2.4	3.1	.401	.349	.826
B12	31.8	15.1	1.9	3.2	.375	.370	.821
*CAR	27.3	11.9	2.4	2.8	.422	.356	.788

*Mason's career stats include three seasons at Yale

- First graduate transfer in program history, joined Bears after graduating from Yale in May 2018
- Limited in last 7 games with toe injury; Bears are 4-1 with him and 0-2 without him in that stretch
- Made at least one 3FG in 19 of 23 games; has 13 games with 2+ 3FGs, 5 games with 3+ 3FGs
- Had 40 points (14-20 FGs, 9-12 3FGs) vs. TCU (2/2); 7th 40-pt gm in BU history & most in a Big 12 game
- Played 61 games over first two seasons at Yale, limited to just 1 game over final two seasons by injury




Mark Vital

G/F • 6-5 • 230 • RSo. • Lake Charles, La.

	MIN	PTS	REB	AST	FG%	3FG%	FT%
SEA	27.6	6.9	7.1	2.0	.442	.211	.505
B12	27.7	7.8	6.7	2.1	.462	.143	.638
CAR	25.5	6.8	6.3	2.1	.463	.172	.505

- Moved to starting 5 spot with Clark out — 7.7 ppg, 4.3 rpg, 2.0 apg, 1.0 bpg in 14 games since
- Leads Big 12 and ranks 8th nationally in offensive rebounding (3.6/gm); 9th in ORB% (15.2)
- Shooting 71% at foul line (24-of-34) over last 11 games; was at 40% in 17 previous games (26-of-65)
- Posted 2nd double-double with 15 points, 14 rebounds, 2 blocks and 2 assists vs. West Virginia (2/23)
- Grabbed career-high 17 rebs (9 offensive) in win at Arizona, more than all 9 UA players combined (14)




Jared Butler

G • 6-3 • 185 • Fr. • Reserve, La.

	MIN	PTS	REB	AST	FG%	3FG%	FT%
SEA	25.9	9.6	3.0	2.9	.402	.366	.822
B12	29.8	11.7	3.7	3.7	.429	.434	.813
CAR	25.9	9.6	3.0	2.9	.402	.366	.822

- 11+ pts in last 7 games: 13.9 ppg, 3.9 apg, 4.3 rpg, 1.0 spg, 3.3 mpg, 43% on 3FGs (21-49)
- Started last 14 games after Clark injury, averaging 12.7 points, 3.9 assists, 3.9 rebounds in 31.2 mpg
- 14 straight gms with 3-pointer (2+ 3FGs in 12 of 14); Shooting 44% (38-87) on 3FGs since becoming starter
- On streak of 18 consecutive games with multiple assists; had 2+ assists in 1 of first 10 games
- From same hometown as former Baylor stars Tweety Carter and Rico Gathers



Jackson Moffatt

G/F • 6-6 • 210 • Fr. • Magnolia, Texas

	MIN	PTS	REB	AST	FG%	3FG%	FT%
SEA	-	-	-	-	-	-	-
B12	-	-	-	-	-	-	-
CAR	-	-	-	-	-	-	-

- Freshman walk-on wing from Magnolia High School, expected to redshirt this season
- Scored 2,066 points during prep career, becoming Magnolia's all-time leading scorer
- Named 2018 District 20-5A Offensive MVP after averaging 25.5 points and 8.0 rebounds
- 3-time first-team All-District 20-5A honoree and 2-time TABC All-Region selection
- Holds MHS record for single-game scoring with 45-point game




Obim Okeke (OH-bihm OH-kay-kay)

G • 6-0 • 225 • Jr. • Las Vegas, Nev.

	MIN	PTS	REB	AST	FG%	3FG%	FT%
SEA	3.9	0.9	0.3	0.0	.300	.125	.000
B12	5.5	1.8	0.5	0.0	.500	.250	.000
CAR	3.5	0.7	0.3	0.2	.222	.133	.000

- Junior walk-on guard, played 3 seasons on BU football team, switched to MBB after 2017 FB season
- Played 19 minutes off bench over last 6 games after 12 minutes total in season's first 22 games
- Has come off bench to play in 8 games this season, totaling 7 points in 31 minutes of action
- Played in 5 football games over 2016-17 seasons as running back and kick returner
- Won 5 state titles at Bishop Gorman HS, 3 in basketball and 2 in football



Matthew Mayer (MYE-er)

G/F • 6-9 • 200 • Fr. • Austin, Texas

	MIN	PTS	REB	AST	FG%	3FG%	FT%
SEA	13.0	5.2	2.3	0.9	.327	.317	.644
B12	12.0	4.3	1.9	0.7	.309	.313	.591
CAR	13.0	5.2	2.3	0.9	.327	.317	.644

- Freshman wing with length, range and ability to create his own shot off the dribble
- Last 10 Games: 50 pts, 26 rebs, 11 assts, 7 stls; Prior 5 Games: 7 pts, 6 rebs, 2 asst, 4 stls
- Posted 10 points in just 14 minutes off bench in Feb. 6 game at Texas; 5 games with 10+ pts off bench
- 4-star recruit from Austin's Westlake High School, ranked among top-100 recruits nationally in 2018 class
- Led WHS to 36-4 in 2017-18, playing with Xavier's Keonte Kennedy and Texas' Brock Cunningham




Tristan Clark

F • 6-9 • 240 • So. • San Antonio, Texas

	MIN	PTS	REB	BLK	FG%	3FG%	FT%
SEA	29.8	14.6	6.3	2.4	.737	.250	.667
B12	34.5	17.0	5.0	0.5	.565	.000	.667
CAR	22.9	9.1	5.0	1.3	.663	.273	.661

- Strong, skilled sophomore power forward; out for year with left-knee injury suffered vs. Iowa State (1/8)
- Led nation with .737 field goal pct. (84-of-114) until he dropped from minimum 75% of games on Jan. 26
- Named Dec. 31 Big 12 Player of Week after 17 points (8-9 FGs), 12 rebounds, 5 blocks vs. UNO (12/29)
- Double-figure scoring in 11 of 14 games this season after doing so in 10 of 33 games last year
- Career .629 FG% (177-267) would break program record if he met 200 FGM min. (Josh Lomers .627)



Freddie Gillespie

F • 6-8 • 240 • R Jr. • St. Paul, Minn.

	MIN	PTS	REB	BLK	FG%	3FG%	FT%
SEA	17.2	5.0	4.5	1.1	.652	.000	.636
B12	19.6	6.2	5.5	1.5	.667	.000	.722
CAR	17.2	5.0	4.5	1.1	.652	.000	.636

- Former walk-on forward, sat out 2017-18 after transferring from D3 Carleton College in Northfield, Minn.
- Had career-first double-double with 14 pts, 10 rebs and 2 blks in 31 min. of win at Iowa State (2/19)
- Last 10 Games: shooting 71% (35-of-49), averaging 7.5 ppg, 5.9 rpg, 1.8 bpg in 22.1 mpg
- 14 gms since Clark injury: 6.4 ppg, 5.2 rpg, 1.4 bpg; had 11 pts, 16 rebs, 3 blks over team's previous 14 gms
- Played only 16 minutes during 2015-16 freshman season at Carleton, totaling 4 pts, 7 rebs and 2 blocks

Head Coach: Scott Drew Associate Head Coach: Jerome Tang Assistant Coaches: Alvin Brooks III, John Jakus
Director of Video Operations: Ty Beard Associate Director of Operations & Recruiting: Aditya Malhotra Athletic Trainer: David Chandler
Special Assistant & Director of Player Personnel: Jared Nuness Director of Basketball Operations: Bill Peterson Strength Coach: Charlie Melton