

# BAYLOR

## BASKETBALL GAME NOTES



Follow Baylor Basketball on Twitter, Instagram and Facebook: @BaylorMBB

### GAME 28



NR/NR **BAYLOR** (18-9, 9-5 Big 12) vs. NR/NR **TEXAS** (15-12, 7-7 Big 12)

Feb. 27, 2019 • 8:05 p.m. CT • Watch: ESPN2 and ESPN App • Listen: ESPN Central Texas and Sirius/XM  
Waco, Texas • Ferrell Center (10,284) • Social Media: @BaylorMBB | #SicUT | #1TGF

### MEDIA INFORMATION

TV: ESPN2 and ESPN App

Talent: Mark Neely (pxp), Lance Blanks (analyst)

BU Radio: Baylor-IMG College / ESPN Central Texas

Talent: John Morris (pxp), David Kaye (analyst)

Satellite: XM 387, Internet 978

Social Media: @BaylorMBB | #SicUT | #1TGF

All-Time Series Texas leads 163-90

Waco Texas leads 66-51

Austin Texas leads 89-31

Neutral Series tied 8-8

Drew Era Texas leads 21-15

First Meeting 1905-06 — UT 27-17 (Austin)

Last Season 1/6/18 — BU 69-60 (Waco)  
2/12/18 — BU 74-73 2OT (Austin)

This Season 2/6/19 — UT 84-72 (Austin)

### 2018-19 SCHEDULE & RESULTS

DATE	BU	OPP	OPPONENT	TV	TIME
N6	—	—	TEXAS SOUTHERN	FSSW-Alt.	L, 69-72
N10	—	—	SOUTHERN <sup>1</sup>	FSSW	W, 80-53
N12	—	—	PRAIRIE VIEW A&M	FSSW-Alt.	W, 91-80
N16	—	—	NICHOLLS STATE <sup>1</sup>	FSSW	W, 81-54
N23	—	—	vs. Ole Miss <sup>2</sup>	CBSSN	L, 70-78
N24	—	—	vs. George Mason <sup>2</sup>	ECTV	W, 72-61
N27	—	—	SOUTH DAKOTA	FSSW+	W, 63-57
D1	—	—	at Wichita State	CBSSN	L, 63-71
D15	—	—/rv	at Arizona	ESPN2	W, 58-49
D18	—	—	STEPHEN F. AUSTIN	FSSW-Alt.	L, 58-59
D21	—	—	OREGON	ESPN2	W, 57-47
D29	—	—	NEW ORLEANS	FSSW+	W, 84-44
J5	—	rv/rv	• at TCU	ESPN2	L, 81-85
J8	—	20/21	• IOWA STATE	ESPNEWS	W, 73-70
J12	—	7/9	• KANSAS	ESPN	L, 68-73
J14	—	—	• at Oklahoma State	ESPNU	W, 73-69
J19	—	8/9	• TEXAS TECH	ESPN2	W, 73-62
J21	—	—	• at West Virginia	CBSSN	W, 85-73
J26	—	—	ALABAMA <sup>3</sup>	ESPNU	W, 73-68
J28	—/rv	rv/rv	• at Oklahoma	ESPNU	W, 77-47
F2	—/rv	rv/rv	• TCU	ESPNU	W, 90-64
F6	rv/rv	—/rv	• at Texas	LHN	L, 72-84
F9	rv/rv	rv/rv	• KANSAS STATE	ESPN2	L, 63-70
F11	—	—	• OKLAHOMA	ESPN2	W, 59-53
F16	—	15/15	• at Texas Tech	ESPN	L, 61-86
F19	—	19/20	• at Iowa State	ESPN2	W, 73-69
F23	—	—	• WEST VIRGINIA	ESPNU	W, 82-75
F27	rv/rv	—	• TEXAS	ESPN2	8 p.m.
M2	rv/rv	16/15	• at Kansas State	ESPN2	7 p.m.
M6	—	—	• OKLAHOMA STATE	ESPN2/U	8 p.m.
M9	—	—	• at Kansas	ESPN/2	1 p.m.
M13-16	—	—	Big 12 Championship <sup>4</sup>	TBD	TBD

### SCHEDULE KEY

1 – Emerald Coast Classic (Waco, Texas); 2 – Emerald Coast Classic (Niceville, Fla.); 3 – SEC/Big 12 Challenge (Waco, Texas);

4 – Big 12 Championship (Sprint Center; Kansas City, Mo.)

Rankings: AP/Coaches; All times Central

### BAYLOR ATHLETICS COMMUNICATIONS

DAVID KAYE *Assistant AD*

254-709-5147 • David\_Kaye@baylor.edu

### STORY LINES

- Baylor looks to avenge its loss 3 weeks ago in a rematch against Texas Wednesday night in Waco.
- Wednesday is the 254th series meeting – the most-played rivalry in Baylor history dating back 104 years.
- BU is 15-8 vs. Texas since snapping a 24-game series losing streak at the 2009 Big 12 Championship.
- Baylor is 6-1 in its last 7 games vs. Texas and 3-1 in its last 4 home games vs. Texas.
- BU has swept the season series vs. Texas 5 times in the Big 12 era (1998, 2010, 2012, 2017, 2018).
- Baylor lost to Texas in Austin, 84-72, on February 6. The Bears look to avoid a regular-season series sweep by UT for the first time since 2014, but BU beat Texas at the Big 12 Championship that season.
- A win would give Baylor double-digit Big 12 wins for the 4th time in the last 5 seasons and 6th time in 10 years. Prior to 2010, Baylor hadn't won 10+ conference games since 1988 Southwest Conference play.
- Baylor is coming off wins at No. 19 Iowa State and at home vs. West Virginia last week.
- **Jared Butler** was named Big 12 Newcomer of the Week after averaging 14.5 ppg, 4.5 apg and 4.0 rpg.
- **Mario Kegler** posted his first double-double with career-highs of 23 points and 10 boards vs. WVU.
- **Devonte Bando** added 22 points vs. WVU and has scored in double-figures in 4 of the last 5 games.
- **Freddie Gillespie** had his first double-double with 14 points (7-of-8 FGs) and 10 rebounds at Iowa State.
- **Makai Mason** has missed 2 of the last 5 games with a toe injury, **King McClure** has missed 5 straight with a knee injury, **Tristan Clark** has missed 13 straight games, and **Jake Lindsey** has missed the entire season.
- All told, those 4 projected starters have missed 54 total games, including 33 in Big 12 play.
- In 13 games since **Clark's** season-ending injury, BU is shooting 39% on 3-pointers, making 9.5 3FGs per game and scoring 73.0 ppg. Those are up from 29%, 6.6 3FGs and 71.4 ppg prior to the injury.
- Five Bears are shooting 37%+ from 3-point range since **Clark's** injury – **Butler** (44%, 2.7/gm), **McClure** (43%, 1.9/gm), **Bando** (42%, 2.0/gm), **Mason** (37%, 2.2/gm) and **Kegler** (37%, 1.1/gm).
- **Flo Thamba** and **Gillespie** have combined for 8.8 ppg, 8.1 rpg and 2.0 bpg in 32.3 mpg in 13 games since **Clark's** injury. Prior to the injury they averaged 2.4 ppg, 2.9 rpg and 0.9 bpg in 12.8 mpg.
- **Gillespie** is averaging 7.2 ppg, 5.3 rpg, 1.6 bpg and shooting 74% (31-42) in 20.6 mpg over the last 9 games. He entered that stretch with 25 points all season, including 8 DNP's in 9 games preceding **Clark's** injury.
- **Butler** joined the starting lineup with **Clark** out and is averaging 12.5 ppg and 3.8 apg in 13 starts.
- **Butler** is shooting 44% on 3FGs (35-79) since becoming a starter after 23% (10-44) in his first 14 games.
- **Butler** is 6th in the Big 12 with 3.6 assists/gm in league play. He has 62 assists in his last 16 games (3.9 apg) after 14 assists in his first 11 games (1.3 apg). He has also made a 3-pointer in 13 straight games.
- **Bando** is averaging a team-high 14.8 ppg, 4.4 rpg and 2.6 made 3FGs/game over the last 5 games
- Over his last 10 games, **Kegler** is averaging 12.6 ppg, 5.8 rpg, 61% on 2-pointers and 39% on 3-pointers.
- **Mark Vital** leads the Big 12 and ranks 9th nationally with 3.6 offensive rebounds per game.
- BU is 2nd nationally in offensive rebounding percentage (38.9), its 6th straight year in the nation's top 10.
- In Big 12 play, Baylor leads the league in offensive efficiency (112.1), scoring offense (73.6), assists (14.7/gm), 3-point pct. (.386), 3-pointers made (9.3/gm) and rebounding margin (+6.3/gm).

### TEAM INFORMATION

<b>BAYLOR</b> (18-9, 9-5 Big 12)	
Ranking	RV-31st — AP, RV-29th — Coaches
Head Coach	Scott Drew (Butler, 1993)
Career Record	334-215 (17th season)
BU Record	314-204 (16th season)
vs. Texas	15-21

### TEXAS (15-12, 7-7 Big 12)

<b>TEXAS</b> (15-12, 7-7 Big 12)	
Ranking	NR — AP, NR — Coaches
Head Coach	Shaka Smart (Kenyon, 1999)
Career Record	228-118 (10th season)
UT Record	65-62 (4th season)
vs. Baylor	2-6
SID	Scott McConnell — sm@utexas.edu

### LAST GAME STARTERS

#	P	NAME	YR	PPG	RPG	APG	MPG
10	G	Makai Mason	RSr.	15.0	2.4	3.1	31.7
4	F	Mario Kegler	RSo.	10.0	5.9	1.2	27.2
12	G	Jared Butler	Fr.	9.4	2.9	2.8	25.6
11	F	Mark Vital	RSo.	6.6	7.1	2.0	27.1
33	F	Freddie Gillespie	RJr.	4.8	4.1	0.9*	16.2

#	P	NAME	YR	PPG	RPG	APG	MPG
10	F	Jaxson Hayes	Fr.	10.4	5.3	2.4*	23.5
21	F	Dylan Osetkowski	Sr.	10.2	7.7	1.1	29.4
2	G	Matt Coleman III	So.	10.1	2.3	3.6	31.6
13	G	Jase Febres	So.	8.0	2.7	0.4	24.5
3	G	Courtney Ramey	Fr.	7.4	3.0	2.8	23.1

\* - Blocks per game

**PRONUNCIATIONS**

John JAKUS	JAYK-us
Matthew MAYER	MYE-er
OBIM OKEKE	OH-bihm oh-KAY-kay
MACIO Teague	may-SEE-oh
Mark VITAL	VYE-tuhl

**PARTICIPATION**

**CONSECUTIVE STARTS**

29	Mark Vital
21	Mario Kegler
13	Jared Butler
5	Freddie Gillespie
2	Makai Mason

**CONSECUTIVE GAMES PLAYED**

52	Mark Vital
27	Devonte Bando, Jared Butler, Matthew Mayer
22	Flo Thamba
21	Mario Kegler
13	Freddie Gillespie
2	Makai Mason

**CAREER STARTS**

66	MaCio Teague (66 at UNC Asheville)
56	King McClure
52	Makai Mason (30 at Yale)
52	Mario Kegler (31 at Mississippi State)
45	Mark Vital
44	Tristan Clark
30	Freddie Gillespie (23 at Carleton)
18	Jake Lindsey
14	Jared Butler
7	Devonte Bando
1	Darius Allen

**CAREER GAMES PLAYED (NCAA)**

122	King McClure
103	Jake Lindsey
84	Makai Mason (62 at Yale)
67	MaCio Teague (67 at UNC Asheville)
60	Mark Vital
53	Mario Kegler (32 at Mississippi State)
50	Freddie Gillespie (31 at Carleton)
48	Tristan Clark
34	Davion Mitchell (34 at Auburn)
27	Devonte Bando, Jared Butler, Matthew Mayer
26	Flo Thamba
15	Obim Okeke
12	Darius Allen

**ON THE CALL**

- Wednesday's game will be broadcast on ESPN2 with Mark Neely and Lance Blanks calling the action.
- Neely is calling his 4th BU game this season, all in Waco. He called Baylor wins over Oregon, Texas Tech and Oklahoma.
- Blanks is calling his 2nd BU game this season, both vs. Texas. He was on the call for Baylor's loss in Austin on Feb. 6.

**QUICK HITS**

- **Scott Drew** is in his 16th season in Waco and is the Bears' all-time wins leader (314-204).
- Drew is coaching his 519th game at Baylor (314-204). His .606 winning percentage is best in BU history, among coaches with 40+ games, and his teams have a .675 winning percentage since 2007-08 (280-135).
- Baylor is 1 of 16 teams nationally to appear in every postseason since 2012 (5 NCAAs, 2 NITs).
- Baylor is 29-2 when leading at halftime since the start of the 2017-18 season (14-2 this season).
- BU is 86-18 since 2015-16 when leading at any point in the 2nd half of a game (18-3 this season).
- BU is 98-74 in Big 12 play in 10 seasons since 2010 after going 59-149 in the league's first 13 seasons.
- BU has won 8+ Big 12 games in 8 straight seasons after winning 8+ just 3 times in the league's first 15 years.
- Baylor is one of nine teams to be nationally ranked in each of the last 11 seasons dating back to 2007-08 – Baylor, Duke, Gonzaga, Kansas, Kentucky, Louisville, Michigan State, Notre Dame and North Carolina.
- BU is 41-69 against AP-ranked teams since 2007-08 after going 0-27 in Drew's first 4 rebuilding seasons.
- Baylor defeated 7 top-10 teams in the last 3 seasons, including a 6-3 mark vs. top-10 teams in Waco.
- Baylor is 12-22 against AP Top 10 teams since March 2012. BU started the Drew era 1-26 vs. top-10.
- Baylor has won 89% of its games when leading at the half since 2011-12 (148-18).
- Baylor is 189-88 over the last 7 seasons, averaging 24.4 wins per season since 2012.
- Baylor's 189 wins since 2011-12 are second-most in the Big 12 behind only Kansas (231).
- Baylor is 280-135 since 2007-08, the first year Drew's staff had a full allotment of scholarships.
- Baylor beat Alabama to move to 5-1 all-time in Big 12/SEC Challenges, the best record of any team in either league.
- Baylor has the nation's 11th-longest active streak with at least one 3-point FG made in 896 straight games – the last time Baylor failed to make a 3-pointer was more than 29 years ago, on Feb. 21, 1990 vs. Texas Tech (0-8).

**SERIES HISTORY VS. TEXAS**

- Wednesday is the 254th all-time meeting between Baylor and Texas, the most-played rivalry for both schools.
- Baylor has won 15 of 23 games in the series after snapping a 24-game series losing streak in March 2009.
- Baylor is 90-163 all-time against Texas, including a 51-66 mark in Waco and a 15-21 mark in the Drew era.

**FOUR PROJECTED STARTERS HAVE MISSED SIGNIFICANT TIME**

- Baylor has had four projected starters miss significant time due to injuries. **Makai Mason** (toe) has missed 2 of the last 5 and **King McClure** (knee) has missed 5 straight, while **Tristan Clark** (knee) and **Jake Lindsey** (hip) are out for the season.
- Those four starters all missed the Feb. 9 game vs. K-State and the Feb. 16 game at Texas Tech, both losses.
- All told, those four starters have combined to miss 54 games this season, including 33 games in Big 12 play.
- **Clark** has missed 13 games and is out for the year after suffering a left-knee injury in the Jan. 8 win over Iowa State.
- **Clark** started the first 14 games this season and was leading the nation with a .737 field goal percentage. He averaged 14.6 points, 6.3 rebounds, 2.4 blocks, 1.7 assists and 1.1 steals in 29.8 minutes per game prior to the injury.
- **Lindsey** played in all 103 games (18 starts) over his first 3 seasons at Baylor, but he has missed every game this season.

**2018-19 BAYLOR BASKETBALL ROSTER**

NO.	NAME	POS	HT	WT	CL.-EXP.	HOMETOWN/PREVIOUS SCHOOL
0	Flo Thamba	F	6-10	245	Fr.-HS	Kinshasa, Democratic Republic of Congo/Mountain Mission School [Va.]
1	Darius Allen	G	6-4	205	Jr.-JC	Melbourne, Fla./Chaminade-Madonna Prep (Palm Beach [Fla.] State)
2	Devonte Bando	G	6-3	195	Jr.-JC	Brampton, Ont./Faith Baptist HS (Hutchinson [Kan.] CC)
3	King McClure	G	6-3	215	Sr.-3L	Dallas, Texas/Triple A Academy
4	Mario Kegler	G/F	6-7	230	RSo. <sup>1</sup> -SQ	Jackson, Miss./Oak Hill Academy (Mississippi State)
5	MaCio Teague	G	6-3	190	Jr. <sup>2</sup> -TR	Cincinnati, Ohio/Walnut Hills HS (UNC Asheville)
10	Makai Mason	G	6-1	185	RSr. <sup>3</sup> -TR	Greenfield, Mass./Hotchkiss School (Yale)
11	Mark Vital	G/F	6-5	230	RSo. <sup>4</sup> -1L	Lake Charles, La./Advanced Prep International
12	Jared Butler	G	6-3	185	Fr.-HS	Reserve, La./Riverside Academy
13	Jackson Moffatt	G/F	6-6	210	Fr.-HS	Magnolia, Texas/Magnolia HS
15	Obim Okeke	G	6-0	225	Jr.-SQ	Las Vegas, Nev./Bishop Gorman HS
22	Jake Lindsey	G	6-5	200	Sr.-3L	Houston, Texas/Olympus HS [Utah]
24	Matthew Mayer	G/F	6-9	200	Fr.-HS	Austin, Texas/Westlake HS
25	Tristan Clark	F	6-9	240	So.-1L	San Antonio, Texas/Wagner HS
33	Freddie Gillespie	F	6-8	240	RJr. <sup>5</sup> -SQ	St. Paul, Minn./East Ridge HS (Carleton)
45	Davion Mitchell	G	6-1	200	So. <sup>6</sup> -TR	Hinesville, Ga./Liberty County HS (Auburn)

^ - sat out 2016-17 as redshirt \* - sat out 2017-18 as redshirt # - will sit out 2018-19 to satisfy NCAA transfer rules

**COACHING & SUPPORT STAFF**

**Head Coach:** Scott Drew (Butler, 1993), 17th season overall, 16th season at Baylor  
**Associate Head Coach:** Jerome Tang (Charter Oak State, 2007), 16th season  
**Assistant Coaches:** Alvin Brooks III (Idaho State, 2002), 3rd season; John Jakus (Trinity International, 1999), 2nd season  
**Special Assistant & Director of Player Development:** Jared Nuness (Valparaiso, 2001), 9th season  
**Director of Operations:** Bill Peterson (Eckerd, 1979), 2nd season  
**Associate Director of Operations & Recruiting:** Aditya Malhotra (Baylor, 2006), 6th season  
**Director of Video Operations:** Ty Beard (Baylor, 2009), 2nd season

**2018-19 BAYLOR BASKETBALL GAME NOTES**  
**BEARS GRIND OUT WIN VS. WEST VIRGINIA**

- Baylor trailed 70-66 with 3 minutes left, but BU went on a 10-0 run to pull out an 82-75 win over WVU on Feb. 23.
- **Mario Kegler's** 3-pointer with 2:23 left gave Baylor the lead for good, and **Jared Butler's** 3-point play with 1:21 remaining extended the lead to 75-70. **Kegler** made 6 straight free throws to close the game.
- **Kegler** had his first double-double with career-highs of 23 points and 10 rebounds, while **Mark Vital** added his 2nd double-double with 15 points and 14 rebounds. **Devonte Bando** had 22 points in 33 minutes off the bench.

**3-GUARD LINEUP AND UNHERALDED BIG MEN LEADING BEARS' RESURGENCE**

- Baylor switched to a 3-guard lineup after **Tristan Clark's** season-ending injury, swapping freshman guard **Jared Butler** into the starting lineup. The Bears moved 6-foot-5 sophomore **Mark Vital** to the starting 5-spot.
- In 13 games without Clark, Baylor (9-4) is making 3.1 more 3-pointers per game (9.5 from 6.4), shooting 10% higher from 3-point range (39% from 29%) and scoring 1.6 more points per game (73.0 from 71.4).
- **Butler** in 13 games since becoming a starter — 12.5 ppg, 3.8 rpg, 3.8 apg, 2.7 3FGM/gm and 44% on 3-pointers.
- **Butler's** first 14 games prior to Clark injury — 6.5 ppg, 2.0 rpg, 1.9 apg, 0.7 3FGM/gm and 23% on 3-pointers.
- **Freddie Gillespie** and **Flo Thamba** combined in 13 games since Clark's injury — 8.8 ppg, 8.1 rpg, 2.0 bpg in 32.3 mpg.
- Prior to the injury **Gillespie** and **Thamba** combined to average 2.4 ppg, 2.9 rpg and 0.9 bpg in 12.8 mpg.
- **Devonte Bando's** first 14 games — 6.8 ppg, 34% 3FGs; **Bando's** last 13 games — 10.0 ppg, 42% 3FGs.
- **Mario Kegler** is also averaging 10.8 ppg, up from 8.8 ppg, and shooting 3-pointers at 37% (14-38), up from 8% (2-24).

**A WIN WOULD ...**

- Be **Scott Drew's** 315th win at Baylor and the 335th of his Division I coaching career.
- Give BU double-digit Big 12 wins for the 4th time in the last 5 seasons and 6th time in the last 10 years.
- Make Baylor 16-8 vs. Texas since snapping a 24-game series losing streak at the 2009 Big 12 Championship.
- Give BU 19+ wins in 8 straight and 11 of the last 12 seasons. BU had 19+ wins in 4 of its previous 101 seasons.
- Clinch a top-6 seed at the Big 12 Championship and a bye through the first round.
- Improve Baylor's record to 99-74 in Big 12 play since 2010 after going 59-149 in the league's first 13 seasons.

**ONE OF THE GREATEST REBUILDS IN NCAA HISTORY**

- **Scott Drew** became Baylor head coach in 2003, starting of one of the greatest rebuilds in NCAA history.
- Drew is now in his 16th season at Baylor and is the school's all-time wins leader (314).
- Baylor is one of nine teams to be nationally ranked in each of the last 11 seasons dating back to 2007-08 — Baylor, Duke, Gonzaga, Kansas, Kentucky, Louisville, Michigan State, Notre Dame and North Carolina.
- Baylor has had a nation-leading four players selected in the NBA Draft since 2010 who weren't ranked in the ESPN100 out of high school — Quincy Acy, Ekpe Udoh, Pierre Jackson and Taurean Prince.
- Six Baylor players have been selected in the last six NBA Drafts, 10th-most nationally.
- In Drew's first 15 seasons at Baylor, 38 players have gone on to professional careers.
- Drew (48) is the youngest of 11 coaches to take his current program to four Sweet 16s since 2010.
- The Bears have advanced to postseason play in a school-record seven straight seasons (5 NCAA, 2 NIT).
- BU is 20-4 in regular-season tournaments since 2013-14, including wins in 14 of its last 15 games.
- Drew has won 20+ games in nine of the last 11 years — the Bears had 3 seasons of 20+ wins prior to his arrival.

**DREW ERA HIGHLIGHTS**

- Drew is coaching his 519th game at Baylor (314-204). His .606 winning percentage is best in BU history.
- Baylor has a .675 winning percentage (280-135) since Drew's first year with no scholarship restrictions in 2007-08 and a .682 winning percentage (189-88) over the last 7 seasons since 2011-12.
- In Drew's 16 seasons as Baylor head coach, BU has been ranked in 211 of 519 games. Prior to Drew, BU was ranked in 2 of 2,197 games over 97 seasons. In 11 seasons since 2008-09, BU has been ranked in 208 of 384 games.
- BU has graduated 91 percent of its scholarship seniors since Drew took over in 2003 (31 of 34).
- In Drew's first 15 seasons at Baylor, 38 players have gone on to professional careers.
- Baylor has won 5 tournament titles under Drew — 2007 Paradise Jam, 2011 Las Vegas Classic, 2013 Postseason NIT, 2016 Battle 4 Atlantis and 2017 Hall of Fame Classic. BU is 20-4 in regular-season tournaments since 2013-14.

**DOMINANT DEFENSIVE PERFORMANCES**

- Baylor's defense has held 3 high-major teams to their lowest scoring totals in more than 5 years.
- BU held Arizona to 49 points in Tucson on Dec. 1, becoming the first team to hold UA below 50 since Feb. 26, 2011.
- Baylor limited Oregon to 47 points on Dec. 15, the Ducks' fewest points in a game since Feb. 21, 2013.
- Baylor held Oklahoma to 47 points in Norman on Jan. 28, the Sooners' fewest in a game since Nov. 23, 2012.

**BUTLER STEPS INTO STARTING ROLE WITH CLARK OUT**

- Freshman guard **Jared Butler** leads the team with a 1.49 assist-to-turnover ratio (76a/51t). He's played in all 27 games and joined the starting lineup for the last 13 games with **Tristan Clark's** injury (2 starts at PG, 11 at SG).
- In 13 starts with Clark out, Butler is averaging 12.5 points and 3.8 assists in 30.9 minutes per game.
- Butler is shooting 44% on 3FGs (35-of-79) and has made at least one 3-pointer in all 13 games since becoming a starter after shooting 23% (10-of-44) in his first 14 games. He's made multiple 3-pointers in 11 of 13 games since Clark's injury.
- In Big 12 play, Butler ranks 6th in the league with 3.6 assists per game and 6th with a .440 3-point percentage.
- Butler has scored in double-figures in 10 of 13 games since joining the starting lineup after doing so in 3 of 14 prior.



**SCOTT DREW**  
 HEAD COACH  
 16TH SEASON

**THE DREW FILE**

**PERSONAL**

**Birthdate:** Oct. 23, 1970  
**Birthplace:** Kansas City, Mo.  
**Family:** Wife, Kelly; daughter Mackenzie, sons Peyton and Brody

**EDUCATION**

**College:** Butler, 1993; Valparaiso, 1994 (Master's)

**COACHING EXPERIENCE**

1993-01 Valparaiso (assistant coach)  
 2001-02 Valparaiso (associate head coach)  
 2002-03 Valparaiso (head coach)  
 2003-pres. Baylor (head coach)

**THE DREW WORKSHEET**

YEAR	SCHOOL	OVERALL	CONF.
2002-03	Valparaiso	20-11	12-2
2003-04	Baylor	8-21	3-13
2004-05	Baylor	9-19	1-15
2005-06†	Baylor	4-13	4-12
2006-07	Baylor	15-16	4-12
2007-08	Baylor <sup>1</sup>	21-11	9-7
2008-09	Baylor <sup>2</sup>	24-15	5-11
2009-10	Baylor <sup>1</sup>	28-8	11-5
2010-11	Baylor	18-13	7-9
2011-12	Baylor <sup>1</sup>	30-8	12-6
2012-13*	Baylor <sup>2</sup>	23-14	9-9
2013-14	Baylor <sup>1</sup>	26-12	9-9
2014-15	Baylor <sup>1</sup>	24-10	11-7
2015-16	Baylor <sup>1</sup>	22-12	10-8
2016-17	Baylor <sup>1</sup>	27-8	12-6
2017-18	Baylor <sup>2</sup>	19-15	8-10
2018-19	Baylor	18-9	9-5
<b>TOTAL</b>	<b>17th season</b>	<b>334-215</b>	<b>134-146</b>
<b>BAYLOR</b>	<b>16th season</b>	<b>314-204</b>	<b>122-144</b>

† Baylor played no non-conference schedule due to NCAA sanctions.  
 \* Two of Baylor's wins were credited to interim head coach Jerome Tang.  
<sup>1</sup> NCAA Tournament Appearances | <sup>2</sup> NIT Appearances

**DREW VS. 2018-19 OPPONENTS**

OPPONENT	CAREER
Alabama .....	1-1
Arizona .....	1-0
George Mason.....	1-0
Iowa State.....	14-12
Kansas .....	4-23
Kansas State.....	11-15
New Orleans.....	1-0
Nicholls State.....	1-0
Oklahoma .....	12-22
Oklahoma State.....	17-15
Ole Miss .....	1-1
Oregon.....	2-1
Prairie View A&M.....	9-0
South Dakota.....	1-0
Southern.....	9-0
Stephen F. Austin .....	2-2
Texas .....	15-21
TCU .....	12-3
Texas Southern.....	8-1
Texas Tech.....	18-13
West Virginia .....	10-7
Wichita State.....	1-2
<b>CAREER W-L TOTAL .....</b>	<b>334-215</b>

**MISCELLANEOUS STATISTICS**

Current Streak.....	Won 2
Current Home Streak.....	Won 2
Current Road/Neutral Streak.....	Won 1
Last Win.....Feb. 23 vs. West Virginia (82-75)	
Last Home Win.....Feb. 23 vs. West Virginia (82-75)	
Last Away Win.....Feb. 19 at Iowa State (73-69)	
Last Loss.....Feb. 16 at Texas Tech (61-86)	
Last Home Loss.....Feb. 9 vs. Kansas State (63-70)	
Last Away Loss.....Feb. 16 at Texas Tech (61-86)	

**2018-19 RECORD BY STARTING LINEUP**

Mason (g), Butler (g), McClure (g), Kegler (f), Vital (f).....	6-2
Mason (g), McClure (g), Kegler (f), Vital (f), Clark (f).....	5-3
Mason (g), Butler (g), Kegler (f), Vital (f), Gillespie (f).....	3-0
Mason (g), McClure (g), Bando (g), Vital (f), Clark (f).....	2-1
McClure (g), Bando (g), Vital (g), Clark (f), Gillespie (f).....	2-0
Butler (g), Bando (g), Kegler (f), Vital (f), Gillespie (f).....	0-2
Butler (g), McClure (g), Allen (g), Vital (f), Clark (f).....	0-1

**RECORD WHEN...**

	2018-19	DREW	
	ALL	B12	ERA
Leading or tied at halftime	15-2	8-0	253-45
Trailing at halftime	3-7	1-5	63-159
Shoot 50 percent or higher	5-0	3-0	148-12
Shoot lower than 50 percent	13-9	6-5	168-192
Shoot higher pct than opponent	14-2	6-1	276-28
Shoot lower percentage than opp	4-7	3-4	40-176
Opp. shoot lower than 50 percent	16-6	8-2	300-109
Opp. shoot 50 percent or higher	2-3	1-3	16-95
Score fewer than 60 points	3-1	1-0	12-50
Score 60-plus points	15-8	8-5	304-154
Score 70-plus points	14-3	8-2	266-66
Score 80-plus points	8-1	4-1	134-12
Score 90-plus points	2-0	1-0	57-3
Score 100-plus points	0-0	0-0	20-0
Opp. score fewer than 50 points	4-0	1-0	33-1
Opp. score fewer than 60 points	8-1	2-0	115-9
Opp. score fewer than 70 points	14-1	6-0	222-51
Opp. score fewer than 80 points	17-6	9-2	298-137
Opp. score 80-plus points	1-3	0-3	18-67
Opp. score 90-plus points	0-0	0-0	3-19
More rebounds than opponent	17-5	9-3	242-76
Equal/fewer rebounds than opp.	1-4	0-2	74-128
40+ rebounds	7-2	3-1	124-30
Fewer than 40 rebounds	11-7	6-4	192-174
Fewer turnovers than opp.	8-2	3-0	155-65
Equal/more turnovers than opp.	10-7	6-5	161-139
Games decided by 5 or fewer pts	4-4	3-2	66-59
OT games	0-0	0-0	18-5
Games as AP ranked team	0-0	0-0	148-63
Games vs. AP ranked opponents	3-2	3-2	41-96
Games following a loss	8-2	4-1	105-94
Games following a win	10-6	5-4	210-111
More points in paint than opp.	9-8	2-4	224-84
Equal/fewer pts in paint than opp.	9-1	7-1	92-120
More points off TO than opp.	9-2	4-1	189-68
Equal/fewer pts off TO than opp.	9-7	5-4	127-136
More bench points than opp.	10-6	4-3	183-100
Equal/fewer bench points than opp.	8-3	5-2	133-104
More 2nd-chance points than opp.	15-6	8-4	182-107
Equal/fewer 2nd-ch. pts than opp.	3-3	1-1	134-97
Playing in November	5-2	0-0	72-14
Playing in December	3-2	0-0	73-19
Playing in January	6-2	5-2	68-63
Playing in February	4-3	4-3	59-68
Playing in March	0-0	0-0	42-39
Playing in April	0-0	0-0	2-1

**KEGLER SETTLING IN AFTER LONG LAYOFF**

- **Mario Kegler** went 629 days between games after sitting out the 2017-18 following his transfer from Mississippi State and then missing the first 6 games this season. He has started the last 21 games.
- In his last 10 games, Kegler is averaging 12.6 points and 5.8 rebounds and shooting 39% on 3-pointers (12-31).
- Kegler is shooting 53% (45-of-85) in the last 10 games after shooting 35% (33-of-93) in his first 11 games.
- Kegler's 3-point shooting has drastically improved from 8% (2-24) prior to the Clark injury to 37% (14-38) since.
- Kegler has 15+ points in 4 of the last 10 games. He had his first double-double with career-highs of 23 points and 10 boards Feb 23 vs. WVU, 18 points Jan. 21 at WVU, 17 points Jan. 26 vs. Alabama and 15 points Feb. 16 at Texas Tech.

**MASON PUTTING UP BIG NUMBERS AFTER MISSING TWO SEASONS**

- **Makai Mason** has started 22 games after missing the majority of the previous 2+ seasons due to injury.
- In Big 12 play, Mason ranks 6th in the league with 15.8 points per game and 8th with 3.2 assists per game.
- Mason had 5 points in 23 minutes at Texas (2/6) due to a toe injury. He's missed 2 of 5 games since — losses to K-State (2/9) and at Texas Tech (2/16), but played in wins vs. Oklahoma (2/11), at Iowa State (2/19) and vs. WVU (2/23).
- Mason had the 7th 40-point game in program history vs. TCU (2/2). He set a program record for points in a Big 12 game and went 9-of-12 from 3-point range, tying the 2nd-most made 3-pointers in program history.
- Mason posted a then-season-high 29 points in 38 minutes of BU's win at West Virginia (1/21).
- Mason had a then-season-high 25 points in the win over No. 20 Iowa State (1/8), including 7 points in the final 2 minutes.
- Mason reached 1,000 points for his Division I career in the Feb. 19 win at Iowa State (680 at Yale, 329 at Baylor).

**LONE RETURNING SENIOR MCCLURE HAS MISSED 5 STRAIGHT GAMES**

- Senior **King McClure**, Baylor's lone player with 3+ years in the program, has missed the last 5 games with knee soreness. He has played in 122 games at Baylor, including a team-high 56 career starts (22 starts this season).
- **McClure** slid to the starting 3-spot with **Clark's** injury. He posted a career-high 29 points with 9 rebounds and 4 assists in a career-high 38 minutes of the Jan. 14 win at Oklahoma State.
- **McClure** has made 2 starts this season as point guard, 9 starts as shooting guard and 11 starts at the 3-spot.
- **McClure** has posted 20+ points 4 times this season after doing so in 1 of 100 games over his first 3 years.
- In 8 games played since Clark's injury, **McClure** is averaging 9.4 points, 6.1 rebounds, 2.1 assists and 1.0 steals.

**VITAL DOING THE DIRTY WORK**

- Despite being undersized at 6-foot-5, **Mark Vital** slid to the starting 5-spot with **Tristan Clark** out. Vital leads the Big 12 and ranks 9th nationally in offensive rebounding (3.6), and ranks 4th in the Big 12 in total rebounding (7.1 rpg).
- Vital stepped up with big men in foul trouble to post 15 points and 14 rebounds in the Feb. 23 win vs. West Virginia.
- Vital led the Bears with a then-career-high 14 points on 6-of-8 shooting in the Feb. 6 game at Texas.
- Vital had team-highs with 13 rebounds, 5 assists and 2 steals in 32 minutes of the Jan. 14 win at Oklahoma State.
- In 13 games with Clark out, Vital is averaging 7.3 ppg, 6.9 rpg (3.7 offensive), 1.9 apg, 1.0 bpg and 0.7 spg.
- Vital posted 17 rebounds in Baylor's win at Arizona, which were 3 more than all Arizona players combined (14).

**PROTECTING HALFTIME LEADS**

- Baylor went 15-0 last season when leading at halftime and is 32-2 in its last 34 games when leading at the half.
- Baylor has won 89% of its games (147-18) when leading at the half since 2011-12 (14-2 in 2018-19, 15-0 in 2017-18, 18-3 in 2016-17, 18-2 in 2015-16, 21-7 in 2014-15, 18-2 in 2013-14, 17-1 in 2012-13 and 26-1 in 2011-12).
- BU has won 38% of games in which its been tied or trailing at the half since 2011-12, going 42-70 in those.
- BU has led at halftime in 165 of 277 games over the last eight seasons, and BU is 189-88 since 2011-12.

**TWENTY-THREE WINS VS. RANKED TEAMS IN LAST FIVE SEASONS**

- Baylor has gone 23-29 against ranked teams since the start of the 2014-15 season (3-2 this season).
- BU is 3-2 vs. ranked opponents this season with wins vs. No. 8 Texas Tech, vs. No. 20 Iowa State and at No. 19 Iowa State, and losses to No. 7 Kansas and at No. 15 Texas Tech.
- BU is 41-69 against AP-ranked teams since 2007-08 after going 0-27 in Drew's first four rebuilding seasons.
- Baylor has won multiple games vs. AP Top 25 teams in each of the last 12 seasons.
- BU has knocked off seven AP top-10 teams in the last 3 seasons (7-7 vs. AP Top 10).

**NON-CONFERENCE HIGHLIGHTS**

- Baylor finished 9-4 in non-conference play, with marquee wins at Arizona, vs. Oregon and vs. Alabama.
- BU out-rebounded Alabama 35-31 on Jan. 26, becoming the 2nd team to out-rebound UA in 19 games this season.
- BU held Oregon to 47 points on Dec. 15, the Ducks' fewest in a game since scoring 46 vs. Cal on Feb. 21, 2013.
- BU won 58-49 at Arizona on Dec. 1, becoming the first team to hold UA below 50 points since Feb. 26, 2011.
- The win at Arizona snapped the Wildcats 52-game non-conference home winning streak.
- Baylor improved to 11-4 vs. the Pac-12 in the Drew era and 10-5 against SEC teams since 2012-13.
- Baylor is 35-9 in games against non-Big 12 teams over the last 3 seasons, including home victories against No. 4 Oregon, No. 7 Xavier, Oregon and Alabama, neutral site wins vs. No. 10 Louisville, vs. No. 24 Michigan State, vs. VCU, vs. USC, vs. Wisconsin and vs. Creighton and road wins at Arizona and Ole Miss.

**BEARS PICKED 9TH IN BIG 12 PRESEASON COACHES POLL**

- Baylor was picked 9th in the 2019 Big 12 Preseason Coaches Poll, ahead of only Oklahoma State.
- BU received 20 points, one point back of Oklahoma in 8th and 10 points ahead of 10th place Oklahoma State.
- Baylor's 9th-place projection is the lowest the Bears have been picked since 2009-10, when BU was tabbed 10th, won 28 games and tied for second place in the league before advancing to the NCAA Tournament Elite Eight.

2018-19 BAYLOR BASKETBALL GAME NOTES

**BEARS COMPLETE SWEEP WITH WIN AT NO. 19 IOWA STATE**

- Baylor pulled off an upset at No. 19 Iowa State on Feb. 19, beating the Cyclones 73-69 to finish a season sweep.
- Baylor became the only visiting team to win 3 games at Hilton Coliseum in the last 5 seasons (2015, 2016, 2019).
- There were 10 second-half lead changes, but BU never trailed by more than 2 points in the 2nd half.
- **Freddie Gillespie** had his first double-double with career-highs of 14 points and 10 rebounds, while **Jared Butler** added team-highs of 17 points and 5 assists. **Makai Mason** contributed 14 points in his return from a toe injury.

**SHORT-HANDED BEARS SUFFER WORST LOSS SINCE 2016 AT NO. 15 TEXAS TECH**

- Baylor again played without four projected starters in an 86-61 loss at No. 15 Texas Tech on Feb. 16.
- BU held Tech to .407 from the field (22-of-54), but the Red Raiders converted 30-of-35 free throws.
- Freshman **Jared Butler** had team-highs of 16 points, 4 assists and 37 minutes, while **Mario Kegler** added 15 points.
- The 25-point margin-of-defeat was Baylor's worst since Jan. 2, 2016 at Kansas.

**BEARS GET BACK ON TRACK, SWEEP SEASON SERIES OVER OKLAHOMA**

- Baylor got 19 points off the bench from **Devonte Bando**, including a 3-pointer that gave BU the lead for good as part of a game-ending 9-2 run to finish off a season sweep of Oklahoma with a 59-53 win on Monday.
- **Makai Mason** returned after missing one game and posted 8 assists, the most by a BU player this season.
- **Jared Butler** added 11 points and 5 rebounds and combined with Bando to go 8-of-13 from 3-point range.
- **Freddie Gillespie's** lone points came on a putback that gave BU a 57-53 lead with 36 seconds left.

**SHORT-HANDED BEARS UNABLE TO FINISH POTENTIAL UPSET OF K-STATE**

- A short-handed Baylor squad playing without 4 projected starters nearly pulled off an upset against the Big 12's top team before falling 70-63 on Feb. 9. The Bears led by 7 points with 9:50 remaining, but K-State closed on a 29-15 run.
- **Devonte Bando** posted a team-high 15 points in 36 minutes, both his most since Nov. 12.
- **Freddie Gillespie** made his first start since Nov. 12 and had career-highs with 13 points, 9 rebounds and 31 minutes.
- Walk-on **Obim Okeke** played a career-high 10 minutes as back-up point guard, doubling his previous career-high.

**SIX-GAME WINNING STREAK SNAPPED AT TEXAS**

- Baylor's 6-game winning streak ended with an 84-72 loss at Texas on Feb. 6. The Bears fell behind early with **Makai Mason** limited to 5 points in 23 minutes while playing through a toe injury suffered in practice two days prior.
- BU made one more field goal than Texas, but UT made up the difference with 13 more made free throws in 19 more attempts. BU got into early foul trouble and finished with a season-high 28 fouls. Seven Bears had 3+ fouls.
- The loss snapped Baylor's 6-game winning streak against Texas, which was the longest in series history.

**MASON'S 40 KEY BAYLOR'S ROUT OF TCU**

- **Makai Mason** posted the 7th 40-point game in program history, as the Bears routed TCU 90-64 on Feb. 2.
- Mason scored 27 points in the 2nd half, including going 8-of-8 from the field (6-of-6 from 3-point range) in the first 7:22 of game time after the break. His 40 points set the Baylor record for points in a Big 12 game.
- Mason finished 9-of-12 from 3-point range, tying the 2nd-most made 3-pointers in program history.
- **Freddie Gillespie** posted career-highs of 11 points, 7 rebounds and 3 blocks in just 17 minutes off the bench.

**BALANCED BEARS DOMINATE AT OKLAHOMA**

- **Makai Mason** led a balanced BU attack with 12 points, as the Bears rolled to a 77-47 win at Oklahoma on Jan. 28.
- All 11 Baylor players made field goals in the game, with 7 different players posting 7+ points.
- BU shot 54% from the field and 50% from 3-point range (10-of-20), while OU was held to 27% from the field.
- Baylor held OU to its fewest points in a home game since March 6, 2004, and the 30-point margin of victory was the largest by any team playing at Oklahoma since Kansas won by 31 points on Feb. 5, 1963.

**KEGLER'S BIG DAY LEADS BU TO BIG 12/SEC CHALLENGE WIN OVER ALABAMA**

- **Mario Kegler** had game-highs with 17 points and 7 rebounds to lead Baylor to a 73-68 win over Alabama on Jan. 26.
- There were 12 ties and 12 lead changes in the game, and BU trailed 59-56 with 5 minutes left.
- The Bears got 13 points and 4 assists from **Makai Mason**, while **Freddie Gillespie** chipped in a career-high 8 points in 16 minutes off the bench. **Matthew Mayer** added 9 points, 5 rebounds and 3 assists off the bench.
- BU controlled the glass 35-31, becoming the 2nd team to out-rebound Alabama in 19 games this season.

**MASON AND KEGLER PUSH BEARS TO WIN AT WEST VIRGINIA**

- **Makai Mason** and **Mario Kegler** guided Baylor to an 85-73 win at West Virginia on Jan. 21.
- The duo combined to shoot 13-of-13 on 2-point field goal attempts, with Mason posting a season-high 29 points (8-of-8 on 2FGs) and Kegler recording a career-high 18 points (5-of-5 on 2FGs).
- As a team, BU shot 68% (21-of-31) on 2-point field goals, helping to offset shooting 30% (8-of-27) on 3-pointers.
- BU turned the ball over only 2 times in the first half and built a 15-point halftime lead, which helped the Bears overcome 16 second-half turnovers. Despite the turnover woes, BU led by at least 8 points the entire 2nd half.

**BUTLER'S STRONG SECOND HALF LEADS BEARS TO WIN OVER NO. 8 TEXAS TECH**

- Freshman **Jared Butler** led the Bears with 19 points and 5 assists (14 points, 2 assists and 3 steals in the 2nd half), while **Makai Mason** added 16 points to help the Bears to a 73-62 win over No. 8 Texas Tech on Jan. 19.
- Baylor trailed 23-10 midway through the 1st half, but BU closed the half on a 23-8 run to lead 33-31 at halftime.
- Butler scored Baylor's first 8 points in the 2nd half, and after Tech cut the BU lead to 2 points with 5 minutes left, Butler made a 3-pointer and converted a 3-point play on consecutive possessions to extend the lead back to 8 points.
- BU went 10-of-10 at the foul line in the final 3 minutes, with **Freddie Gillespie** and Mason making 4 apiece.

**SEASON HONORS**

**JARED BUTLER**

Big 12 Player of the Week (Feb. 25)

**TRISTAN CLARK**

Big 12 Player of the Week (Dec. 31)  
Emerald Coast Classic All-Tournament Team

**MAKAI MASON**

Big 12 co-Newcomer of the Week (Jan. 28)  
Big 12 Player of the Week (Feb. 4)  
NCAA.com National Player of the Week (Feb. 4)  
Google Cloud Academic All-District 7

**KING MCCLURE**

Big 12 co-Player of the Week (Jan. 21)

**DOUBLE-FIGURE GAMES**

POINTS	18-19	CAREER
Makai Mason	18	53 (35 at Yale)
Jared Butler	13	13
Tristan Clark	11	21
Mario Kegler	10	26 (16 at Mississippi State)
Devonte Bando	9	9
King McClure	7	33
Mark Vital	7	16
Matthew Mayer	5	5
Freddie Gillespie	3	17 (14 at Carleton)

REBOUNDS	18-19	CAREER
Mark Vital	6	8
King McClure	2	2
Mario Kegler	2	2
Tristan Clark	1	3
Freddie Gillespie	1	10 (9 at Carleton)

DOUBLE-DOUBLES	18-19	CAREER
Mark Vital	2	2
Freddie Gillespie	1	5 (4 at Carleton)
Tristan Clark	1	3
King McClure	1	1
Mario Kegler	1	1

20+ POINTS	18-19	CAREER
Makai Mason	4	13 (9 at Yale)
King McClure	4	5
Tristan Clark	2	2
Devonte Bando	2	2
Jared Butler	1	1
Mario Kegler	1	1
Freddie Gillespie	—	1 (1 at Carleton)

**LARGEST LEADS & DEFICITS**

	W/L	HALFTIME		LARGEST LEAD	LARGEST DEFICIT
		SCORE	MARGIN		
Texas So.	L, 69-72	+13 (40-27)	+17	-3	
Southern	W, 80-53	+3 (31-27)	+29	-2	
PVAMU	W, 91-80	+11 (47-36)	+18	-	
Nicholls St.	W, 81-54	+16 (37-21)	+40	-2	
vs. Ole Miss	L, 70-78	-4 (39-43)	+2	-13	
vs. GMU	W, 72-61	+1 (28-27)	+14	-4	
South Dakota	W, 63-57	-2 (27-29)	+6	-9	
at Wichita State	L, 63-71	-29 (15-44)	-	-33	
at Arizona	W, 58-49	-3 (20-23)	+11	-6	
SFA	L, 58-59	+8 (33-25)	+10	-3	
Oregon	W, 57-47	+12 (28-16)	+16	-2	
New Orleans	W, 84-44	+16 (37-21)	+45	-3	
at TCU	L, 81-85	-12 (28-40)	+2	-19	
Iowa State	W, 73-70	+8 (38-30)	+8	-7	
Kansas	L, 68-73	-10 (25-35)	+2	-23	
at Oklahoma St.	W, 73-69	+5 (40-35)	+5	-8	
Texas Tech	W, 73-62	+2 (33-31)	+13	-13	
at West Virginia	W, 85-73	+15 (46-31)	+21	-1	
Alabama	W, 73-68	+6 (36-30)	+6	-5	
at Oklahoma	W, 77-47	+18 (39-21)	+30	-2	
TCU	W, 90-64	+11 (39-28)	+29	-2	
at Texas	L, 72-84	-15 (30-45)	+2	-18	
Kansas State	L, 63-70	-2 (21-39)	+7	-9	
Oklahoma	W, 59-53	- (31-31)	+11	-7	
at Texas Tech	L, 61-86	-13 (32-45)	+2	-25	
at Iowa State	W, 73-69	+4 (38-34)	+10	-4	
West Virginia	W, 82-75	-3 (37-40)	+10	-7	

**GAME TRENDS**

	W/L	SCORE	TIME		TIME TIED
			LEADING	TRAILING	
Texas So.	L, 69-72	36:20	2:18	1:22	
Southern	W, 80-53	35:26	1:28	3:06	
PVAMU	W, 91-80	38:41	-	1:19	
Nicholls St.	W, 81-54	36:00	3:12	0:48	
vs. Ole Miss	L, 70-78	0:32	36:09	3:19	
vs. GMU	W, 72-61	29:55	8:18	1:47	
South Dakota	W, 63-57	8:05	30:13	1:42	
at Wichita State	L, 63-71	-	38:16	1:44	
at Arizona	W, 58-49	14:50	17:01	8:09	
SFA	L, 58-59	27:47	6:35	5:38	
Oregon	W, 57-47	38:25	0:50	0:45	
New Orleans	W, 84-44	31:53	5:22	2:45	
at TCU	L, 81-85	0:21	37:43	1:56	
Iowa State	W, 73-70	22:47	12:31	4:42	
Kansas	L, 68-73	0:19	38:25	1:16	
at Oklahoma St.	W, 73-69	16:34	19:23	4:03	
Texas Tech	W, 73-62	22:19	15:54	1:47	
at West Virginia	W, 85-73	39:38	0:09	0:13	
Alabama	W, 73-68	19:24	11:21	9:15	
at Oklahoma	W, 77-47	35:43	2:34	1:43	
TCU	W, 90-64	36:38	2:01	1:21	
at Texas	L, 72-84	0:19	38:46	0:55	
Kansas State	L, 63-70	19:28	12:16	8:16	
Oklahoma	W, 59-53	20:16	12:20	7:24	
at Texas Tech	L, 61-86	0:38	35:55	3:27	
at Iowa State	W, 73-69	30:55	5:46	3:19	
West Virginia	W, 82-75	6:32	29:39	3:49	
<b>TOTAL</b>		<b>569:45</b>	<b>424:25</b>	<b>85:50</b>	

**MCCLURE'S CAREER NIGHT LEADS TO HUGE ROAD WIN AT OKLAHOMA STATE**

- **King McClure** had a career-high 29 points with 9 rebounds and 4 assists in a career-high 38 minutes to lead Baylor to a crucial 73-69 win at Oklahoma State on Jan. 14. The Bears' 15 made 3-pointers were their most since 2014.
- BU shot 60% from 3-point range (15-of-25) and only 27% from inside the 3-point line (8-of-30).
- Baylor's trio of starting guards shot a combined 14-of-23 from 3-point range, with **Jared Butler** posting 16 points and 4 assists, including 4-of-7 on 3-pointers, and **Makai Mason** adding 13 points on 3-of-5 from downtown.
- OSU also had a hot shooting night, making 45% from downtown (13-of-29) and only 32% inside the arc (9-of-28).

**TWO BIG DEFICITS TOO MUCH VS. NO. 7 KANSAS IN FIRST GAME WITHOUT CLARK**

- Baylor lost 73-68 vs. No. 7 Kansas in its first game without **Tristan Clark** on Jan. 12. The Bears started 0-of-15 from the field and fell behind 18-2, then cut that deficit to 24-22 late in the first half.
- KU closed the half on an 11-3 run to take a 10-point halftime lead, and the Bears fell behind by as many as 23.
- BU trailed 68-48 with 4 minutes left and mounted a ferocious comeback to cut it to 72-68 in the final minute.
- Baylor out-rebounded Kansas 49-30, including 26-4 in offensive boards. **Mark Vital** had twice as many offensive rebounds (8) as the entire Kansas team (4) and finished with 10 points and 9 boards in his first start at the 5-spot.
- **Jared Butler** led BU with 14 points and 4 assists in his first start since the season opener.

**BEARS CLOSE STRONG TO BEAT NO. 20 IOWA STATE**

- **Makai Mason** scored 7 of his game-high 25 points in the final 2 minutes, helping BU beat No. 20 Iowa State 73-70 on Jan. 8. Mason hit the game-tying bucket with 1:48 to play, then gave BU the lead for good with 38 seconds left.
- The Bears won despite shooting 6.4% lower (BU-.436; ISU-.500) and attempting one fewer field goal than Iowa State. BU went a season-best 17-of-20 at the free throw line.
- **Devonte Bando** had 13 points off the bench, including 2 free throws with 5 seconds left to give BU a 3-point lead.

**RALLY FROM 19 DOWN FALLS SHORT IN BIG 12 OPENER AT TCU**

- Baylor rallied from 19 points down in the 2nd half to cut TCU's lead to 82-81 with 18 seconds left, but the Bears missed a potential game-tying 3-pointer with 8 seconds remaining and fell 85-81 in their Big 12 opener on Jan. 5.
- BU trailed by 12 at the break and got back in the game despite TCU shooting 65% in the 2nd half. BU's 53 points in the 2nd half were its most in a half in a Big 12 game since scoring 60 at in the 2nd half at Iowa State on Jan. 9, 2016.
- **Matthew Mayer** posted 17 points in 14 minutes off the bench, while **Tristan Clark** had 18 points, 6 rebounds and 4 assists, and **Makai Mason** recorded 15 points and 3 assists.

**STRONG DEFENSIVE EFFORT LEADS BAYLOR PAST OREGON**

- Baylor posted a strong defensive effort to earn a 57-47 win over Oregon on Dec. 21.
- BU held Oregon to 16 first-half points and limited the Ducks to their fewest points in a game since Feb. 21, 2013.
- Baylor built a 20-5 lead and led by 16 points in the 2nd half before a furious Oregon rally cut it to 47-45 with 3:32 to play. BU closed the game on a 10-2 run, with **Makai Mason** scoring 6 of his 14 points during the closing run.

**BAYLOR SNAPS ARIZONA'S 52-GAME NON-CONFERENCE HOME WINNING STREAK**

- An incredible rebounding effort helped the Bears record a marquee non-conference road win at Arizona, snapping the Wildcats' 52-game non-conference home winning streak with a 58-49 win on Dec. 15 in Tucson.
- Baylor became the first team to hold Arizona below 50 points since 2011 and the first to do so in Tucson since 2009.
- BU out-rebounded Arizona 51-19, and **Mark Vital's** 17 rebounds were 3 more than all 9 Arizona players combined (14 player rebounds, 5 team rebounds). The Bears had 19 offensive rebounds and led 19-2 in second-chance points.
- **Makai Mason** posted a game-high 22 points and a career-best 7 rebounds to lead the Bears to victory.

**DREW JOINS ELITE COMPANY WITH 300TH WIN**

- Head coach **Scott Drew** earned his 300th win at Baylor with the Bears' victory over George Mason on Nov. 24.
- Drew is 1 of 19 active coaches with 300 wins at his current school (thru 2/25/19): Mike Krzyzewski (1051), Jim Boeheim (944), Tom Izzo (597), Bob McKillop (574), Mark Few (562), Bill Self (468), Roy Williams (446), Jay Wright (442), Phil Martelli (441), Mike Brey (416), Randy Bennett (411), Rick Byrd (411), Greg Kampe (351), Leonard Hamilton (327), Fran O'Hanlon (323), Matt Painter (315), **Scott Drew (314)**, James Jones (306) and Dave Rose (302).
- Drew is 1 of 9 Power-5 Conference coaches on that list, joining Krzyzewski (Duke), Boeheim (Syracuse), Izzo (Michigan State), Self (Kansas), Williams (UNC), Brey (Notre Dame), Hamilton (Florida State) and Painter (Purdue).

**BIG 12'S SECOND-BEST ROAD MARK SINCE 2012**

- Baylor is 34-36 in Big 12 road games since 2012, 2nd-best in the league behind only Kansas (44-27) thru 2/25/19.
- BU is 25-27 in Big 12 road games since 2014, which is also second-best in the league behind only Kansas (31-22).

**LAST 8 YEARS (2012-PRES.)**

Kansas – 44-27
Baylor – 34-36
West Virginia – 25-35
Kansas State – 29-41
Iowa State – 27-42
Oklahoma – 21-48
Oklahoma State – 19-51
Texas – 19-50
Texas Tech – 13-57
TCU – 7-53

**LAST 6 YEARS (2014-PRES.)**

Kansas – 31-22
Baylor – 25-27
West Virginia – 22-29
Iowa State – 20-31
Kansas State – 18-34
Oklahoma – 17-34
Texas – 14-37
Oklahoma State – 13-39
Texas Tech – 12-40
TCU – 7-45

2018-19 BAYLOR BASKETBALL GAME NOTES

**SECOND-MOST WINS AMONG BIG 12 TEAMS LAST 8 YEARS**

- Baylor's 189-88 record since 2011-12 trails only Kansas (231-57) among Big 12 teams (thru 2/25/19).
- Iowa State (180-89) is 3rd, Kansas State (168-98) is 4th, West Virginia (164-106) is 5th, Oklahoma (158-102) is 6th, Texas (145-119) is 7th, Oklahoma State (141-119) is 8th, TCU (132-130) is 9th and Texas Tech (131-122) is 10th.
- Baylor has averaged 24.4 wins per season over six seasons since 2011-12.

**GRADUATING 91 PERCENT OF SENIORS**

- Since **Scott Drew** took over the Baylor Basketball program in 2003, 31 of 34 scholarship players who have played their fourth years under Drew have graduated from Baylor.
- **King McClure** officially graduated from Baylor on Dec. 15, the same day the Bears won at Arizona.
- Players recruited by Drew to graduate at Baylor: Tim Bush, Patrick Fields, Aaron Bruce, Mamadou Diene, Delbert Simpson, Curtis Jerrells, Henry Dugat, Kevin Rogers, Tweety Carter, Josh Lomers, Ekpe Udoh, Fred Ellis, Quincy Acy, Anthony Jones, J'mison Morgan, A.J. Walton, Cory Jefferson, Brady Heslip, Gary Franklin, Kenny Chery, Royce O'Neale, Lester Medford, Rico Gathers, Taurean Prince, Al Freeman, Johnathan Motley, Ishmail Wainright, Manu Lecomte, Jo Lual-Acuil Jr., Nuni Omot and King McClure.

**POINT GUARDS THRIVE IN DREW'S SYSTEM**

- Seven of Baylor's eight starting point guards during the **Scott Drew** era have earned All-Big 12 recognition.
- Baylor's starting point guard has earned All-Big 12 recognition in 13 of 14 seasons since 2004-05.
- Manu Lecomte (2017, 2018), Lester Medford (2016), Kenny Chery (2014, 2015), Pierre Jackson (2012, 2013), Tweety Carter (2010), Curtis Jerrells (2007, 2008, 2009) and Aaron Bruce (2005, 2006, 2007) have been named All-Big 12.

**38 PRO PLAYERS IN DREW ERA**

- In Scott Drew's 15 years at Baylor, 38 of his players have gone on to professional careers, including all four seniors from last year's squad — Manu Lecomte, Jo Lual-Acuil Jr., Terry Maston and Nuni Omot.
- Five of Drew's players are currently playing in the NBA, and they all graduated from Baylor — Quincy Acy (Nets), Johnathan Motley (Clippers), Royce O'Neale (Jazz), Taurean Prince (Hawks) and Ekpe Udoh (Jazz).
- A complete list of pro players from the Drew era is on page 155 of the 2018-19 men's basketball media almanac.

**FROM UNRANKED TO NBA DRAFT PICKS**

- Baylor has had a nation-leading four players selected in the NBA Draft since 2010 who weren't ranked in the ESPN100 out of high school.
- The only other schools with three such players were Colorado, Marquette, Missouri, New Mexico and Connecticut.
- Baylor developed **Quincy Acy**, **Ekpe Udoh**, **Pierre Jackson** and **Taurean Prince** into NBA Draft picks after joining the program as unranked recruits.

**SIX NBA DRAFT PICKS IN LAST SEVEN SEASONS**

- Baylor's six NBA Draft picks over the last seven years are the nation's 10th most, trailing only Kentucky, Duke, Syracuse, Kansas, North Carolina, UCLA, Arizona, Louisville and Michigan.
- A program-record three Baylor players were selected in the 2012 NBA Draft — Perry Jones III (28th pick; Oklahoma City Thunder), Quincy Acy (37th pick; Toronto Raptors) and Quincy Miller (38th pick; Denver Nuggets). Pierre Jackson (42nd pick, Philadelphia 76ers; traded to New Orleans Pelicans) was chosen in the 2013 draft, Cory Jefferson (60th pick; San Antonio Spurs; traded to Brooklyn Nets) was selected in 2014 and Taurean Prince (12th pick; Utah Jazz; traded to Atlanta Hawks) was chosen in 2016.

**SCOTT DREW COACHING TREE**

- Three current DI head coaches got their first DI head coaching jobs immediately after stints on Scott Drew's BU staff.
- Matthew Driscoll is in his 10th season as head coach at North Florida after six seasons as a Baylor assistant.
- Grant McCasland is in his second season as head coach at North Texas. He spent five years as a Baylor assistant before taking over as Arkansas State head coach for one season in 2016-17.
- Paul Mills is in his second season as head coach at Oral Roberts. He was a member of Drew's original Baylor staff in 2003-04 and spent 14 years with Drew, the final eight as an assistant coach.
- Those three former Baylor assistants have combined to win 206 games as head coaches (thru 11/18/18).

**FOUR NCAA TOURNAMENT APPEARANCES IN LAST FIVE SEASONS**

- Baylor has its school-record streak of four consecutive NCAA Tournament appearances snapped in 2018.
- BU is 1 of 29 teams to appear in four NCAA Tournaments since 2014, joining Arizona, Butler, Cincinnati, Dayton, Duke, Gonzaga, Iowa State, Kansas, Kentucky, Michigan, Michigan State, New Mexico State, North Carolina, Oklahoma, Oregon, Providence, Purdue, SFA, Texas, Texas Southern, UCLA, VCU, Villanova, Virginia, West Virginia, Wichita State, Wisconsin and Xavier.

**SEVEN CONSECUTIVE POSTSEASON BERTHS**

- Baylor is on a school-record streak of seven consecutive postseason berths, matching the total number of postseason berths in the program's 97 seasons prior to the **Scott Drew** era.
- Baylor is 1 of 16 teams to appear in every postseason since 2012, joining Arizona, BYU, Cincinnati, Duke, Gonzaga, Iona, Kansas, Kentucky, Michigan State, New Mexico State, North Carolina, Oregon, Saint Mary's, Virginia and Wichita State.
- The Bears earned NCAA Tournament bids in 2012, 2014, 2015, 2016 and 2017 and NIT bids in 2013 and 2018.
- Baylor has made postseason appearances in 10 of 11 seasons since 2008. Prior to that, Baylor's only postseason berths were in 1946 (NCAA), 1948 (NCAA), 1950 (NCAA), 1987 (NIT), 1988 (NCAA), 1990 (NIT) and 2001 (NIT).
- Baylor is 20-9 in postseason national tournaments during the Drew era after going 3-9 prior to Drew's arrival.

**SPECIALTY STATISTICS**

[PP - Points in the paint; POT - Points off turnovers; 2nd - Second chance points; BP - Points off the bench]

[BAYLOR-OPPONENT]				
OPPONENT	PP	POT	2ND	BP
Texas Southern	42-32	20-14	15-11	21-5
Southern	36-24	33-4	14-6	33-16
Prairie View A&M	38-20	17-23	10-12	33-17
Nicholls State	28-14	15-8	22-13	31-21
vs. Ole Miss	38-30	9-20	4-13	25-13
vs. George Mason	22-22	19-21	10-2	11-8
South Dakota	28-26	10-12	9-19	11-9
at Wichita State	32-26	18-20	15-19	11-23
at Arizona	32-18	2-11	19-2	10-13
SFA	28-22	11-14	16-7	11-5
Oregon	34-12	15-10	12-2	4-9
New Orleans	40-18	33-11	19-11	36-18
at TCU	44-38	8-15	11-6	21-15
Iowa State	24-32	7-9	13-5	15-16
Kansas	32-24	17-15	14-5	24-13
at Oklahoma State	14-16	10-15	12-21	9-23
Texas Tech	26-24	13-18	11-2	15-20
at West Virginia	32-34	16-13	20-12	20-52
Alabama	38-48	24-13	18-9	21-22
at Oklahoma	38-18	20-12	8-8	28-18
TCU	30-32	17-17	18-8	29-9
at Texas	36-36	7-11	16-4	24-14
Kansas State	34-16	9-19	13-10	7-10
Oklahoma	22-28	10-6	13-9	24-7
at Texas Tech	16-14	13-25	14-22	16-31
at Iowa State	30-32	7-11	18-12	13-19
West Virginia	24-26	15-10	19-15	26-21
<b>BAYLOR TOTAL</b>	<b>838</b>	<b>395</b>	<b>383</b>	<b>529</b>
Baylor Average	31.0	14.6	14.2	19.6
<b>OPP TOTAL</b>	<b>682</b>	<b>377</b>	<b>275</b>	<b>449</b>
Opp Average	25.3	14.0	10.2	16.6

**GAME-BY-GAME STARTERS**

	1	2	3	4	5
Texas So.	Butler	McClure	Allen	Vital	Clark
Southern	McClure	Bandoo	Vital	Clark	Gillespie
PVAMU	McClure	Bandoo	Vital	Clark	Gillespie
Nicholls St.	Mason	Bandoo	McClure	Vital	Clark
vs. Ole Miss	Mason	Bandoo	McClure	Vital	Clark
vs. GMU	Mason	Bandoo	McClure	Vital	Clark
South Dakota	Mason	McClure	Kegler	Vital	Clark
at Wichita St.	Mason	McClure	Kegler	Vital	Clark
at Arizona	Mason	McClure	Kegler	Vital	Clark
SFA	Mason	McClure	Kegler	Vital	Clark
Oregon	Mason	McClure	Kegler	Vital	Clark
New Orleans	Mason	McClure	Kegler	Vital	Clark
at TCU	Mason	McClure	Kegler	Vital	Clark
Iowa State	Mason	McClure	Kegler	Vital	Clark
Kansas	Mason	Butler	McClure	Kegler	Vital
at OSU	Mason	Butler	McClure	Kegler	Vital
Texas Tech	Mason	Butler	McClure	Kegler	Vital
at WVU	Mason	Butler	McClure	Kegler	Vital
Alabama	Mason	Butler	McClure	Kegler	Vital
at Oklahoma	Mason	Butler	McClure	Kegler	Vital
TCU	Mason	Butler	McClure	Kegler	Vital
at Texas	Mason	Butler	McClure	Kegler	Vital
Kansas State	Butler	Bandoo	Kegler	Vital	Gillespie
Oklahoma	Mason	Butler	Kegler	Vital	Gillespie
at Texas Tech	Butler	Bandoo	Kegler	Vital	Gillespie
at Iowa State	Mason	Butler	Kegler	Vital	Gillespie
West Virginia	Mason	Butler	Kegler	Vital	Gillespie

**TEAM NATIONAL RANKINGS**

Games Thru Feb. 25, 2019

	NAT'L
Adjusted Offensive Efficiency (114.2).....	23rd
Adjusted Defensive Efficiency (97.4).....	55th
Scoring Defense (65.7).....	44th
Effective FG Percentage Defense (.477).....	44th
Rebounding Margin (+ 6.3).....	21st
Blocked Shots Per Game (4.9).....	16th
Block Percentage (14.5).....	14th
Offensive Rebounds Per Game (13.4).....	12th
Offensive Rebound Percentage (38.9).....	2nd

**BIG 12/NATIONAL RANKINGS**

Games Thru Feb. 25, 2019

**DEVONTE BANDOO**

	BIG 12	NAT'L
3-Point Percentage (.388).....		9th

**JARED BUTLER**

	BIG 12	NAT'L
Assists (2.8).....		13th
3-Point Percentage (.366).....		14th
3-Point FG Made (1.7).....		13th

**FREDDIE GILLESPIE**

	BIG 12	NAT'L
Double-Doubles (1).....		18th

**MARIO KEGLER**

	BIG 12	NAT'L
Rebounding (5.9).....		12th
Defensive Rebounding (4.3).....		10th
Double-Doubles (1).....		18th

**MAKAI MASON**

	BIG 12	NAT'L
Scoring (15.0).....		9th
Assists (3.1).....		10th
Free Throw Percentage (.820).....		4th
3-Point FG Made (2.0).....		5th
Assist-to-Turnover Ratio (1.2).....		11th
Minutes (31.7).....		13th

**KING MCCLURE**

	BIG 12	NAT'L
Scoring (9.9).....		30th
Rebounding (5.4).....		18th
Steals (1.4).....		9th
3-Point Percentage (.392).....		7th
3-Pointers Made/Game (1.8).....		12th
Defensive Rebounds (4.1).....		15th
Minutes (29.1).....		25th
Double-Doubles (1).....		18th

**FLO THAMBA**

	BIG 12	NAT'L
Blocks (0.8).....		12th

**MARK VITAL**

	BIG 12	NAT'L
Rebounding (7.1).....		4th
Blocked Shots (0.9).....		9th
Offensive Rebounding (3.6).....		1st 9th
Double-Doubles (2).....		12th

**RANKED IN 11 STRAIGHT SEASONS**

- Baylor is one of nine teams to be nationally ranked in each of the last 11 seasons dating back to 2007-08 – Baylor, Duke, Gonzaga, Kansas, Kentucky, Louisville, Michigan State, Notre Dame and North Carolina.
- BU cracked a string of 38 consecutive unranked seasons when it was tabbed No. 25 in 2007-08.
- The Bears reached as high as No. 19 in 2008-09, No. 19 in 2009-10, No. 9 in 2010-11, No. 3 in 2011-12, No. 16 in 2012-13, No. 7 in 2013-14, No. 14 in 2014-15, No. 13 in 2015-16, No. 1 in 2016-17 and No. 16 in 2017-18.

**HISTORY OF DEVELOPMENT WITH REDSHIRTS**

- Baylor has a track record of success when players redshirt under Scott Drew. **Ekpe Udoh, Johnathan Motley, Cory Jefferson, Brady Heslip, Royce O'Neale, Jo Lual-Acuil Jr. and Manu Lecomte** have all gone on to professional careers after redshirting.
- **Mark Vital, Mario Kegler and Freddie Gillespie** have all redshirted while at Baylor.
- **Davion Mitchell** and **MaCio Teague** are both redshirting this season while sitting out to satisfy NCAA transfer rules.

**BEARS INK JORDAN TURNER FOR 2019-20**

- Baylor signed Jordan Turner to a National Letter of Intent in November. He'll join the program in the summer of 2019.
- Turner, a 6-foot-7, 180-pound forward, is the No. 11 recruit in the state of Texas. He's currently playing his senior season at Sunrise Christian Academy in Bel Aire, Kansas.
- Turner recently had 30 points and 8 rebounds in Sunrise Christian's 65-53 win over Holy Spirit.

**ONE OF 16 TEAMS WITH FOUR SWEET 16 APPEARANCES SINCE 2010**

- Baylor is one of 16 teams nationally to make four Sweet 16 appearances in the last nine years.
- The Bears are joined by Arizona, Duke, Florida, Gonzaga, Kansas, Kentucky, Louisville, Michigan, Michigan State, North Carolina, Ohio State, Syracuse, West Virginia, Wisconsin and Xavier.
- **Scott Drew** is the youngest of 11 coaches nationally to lead his current program to four Sweet 16s since 2010. **Drew** (48) is joined by Arizona's Sean Miller (49), Gonzaga's Mark Few (55), Kansas' Bill Self (55), Kentucky's John Calipari (59), Michigan State's Tom Izzo (63), North Carolina's Roy Williams (68), Duke's Mike Krzyzewski (71), Syracuse's Jim Boeheim (73),

**ENTIRE STAFF RETURNS**

- Scott Drew's entire coaching staff returns for the 2018-19 season.
- Jerome Tang is in his second season as associate head coach and has been on Drew's staff all 16 seasons at Baylor.
- Assistant coaches Alvin Brooks III (third season) and John Jakus (second season) also return to the bench.
- Special assistant & director of player development Jared Nuness is back for his 9th season, while associate director of operations & recruiting Aditya Malhotra returns for his 6th season. Director of operations Bill Peterson and director of video operations Ty Beard are both back for their second seasons.


**BAYLOR BASKETBALL ON THE RADIO**

- Baylor basketball is aired live via the Baylor-IMG College Radio Network on ESPN Central Texas and flagship station 1660AM ESPN Radio (KRZI) in Waco and worldwide on Sirius/XM and Tune-In Radio.
- Games are broadcast by the "Voice of the Bears" John Morris and former Baylor basketball standout Pat Nunley.
- Morris is in his 35th year doing Baylor broadcasts and is in his 24th season as the signature Voice of the Bears, while Nunley is in his 38th season as Baylor basketball color analyst.

**UP NEXT**

- Baylor heads back on the road to face No. 16 Kansas State at 7 p.m. CT Saturday.
- BU then hosts Oklahoma State for Senior Night at 8 p.m. CT on March 6.
- The Bears wrap up the regular season with a trip to Lawrence, Kan., to face Kansas at 1 p.m. CT on March 9.





**1 – DARIUS ALLEN**

**G • 6-4 • 205 • JR. • JC**  
**MELBOURNE, FLA. (PALM BEACH STATE)**

**SEASON/CAREER HIGHS**

**Points:** – 6 vs. Southern (11/10/18)  
**FG:** – 2 vs. Southern (11/10/18); vs. Prairie View A&M (11/12/18)  
**FGA:** – 7 vs. Southern (11/10/18); vs. Prairie View A&M (11/12/18)  
**3FG:** – 1, three times  
**3FGA:** – 6 vs. Southern (11/10/18)  
**FT:** – 1, three times  
**FTA:** – 3 vs. Southern (11/10/18)  
**Rebounds:** – 5 vs. Texas Southern (11/6/18)  
**Assists:** – 2 vs. Prairie View A&M (11/12/18)  
**Turnovers:** – 2 vs. Texas Southern (11/6/18)  
**Blocks:** – 2 vs. Southern (11/10/18); vs. Nicholls (11/16/18)  
**Steals:** – 2 vs. Ole Miss (11/23/18)  
**Minutes Played:** – 26 vs. Texas Southern (11/6/18)

**MISCELLANEOUS**

	18-19	BU RECORD
Double-Figure Points:	–	–
Double-Figure Rebounds:	–	–
Double-Doubles:	–	–
5+ Assists:	–	–
2+ Blocks:	2	2-0
Led team in Points:	–	–
Led team in Rebounds:	–	–
Led team in Blocks:	2	2-0
Led team in Assists:	–	–

**ALLEN NOTEBOOK**

- JuCo transfer guard, played previous two seasons at Palm Beach State in Palm Beach Gardens, Fla.
- Has played in 13 games, coming off bench 12 times and making 1 start
- Seen action in 6 of last 10 games after playing in 1 of previous 11 games
- Played 3 minutes off bench in win at Oklahoma (1/28), recording a dunk and an assist
- Saw first action in more than 3 weeks when he played 2 minutes off bench late in 1st half at West Virginia (1/21)
- Started and played 26 minutes in Baylor debut vs. Texas Southern (11/6), had 2 points and 5 rebounds
- Scored in double-figures in 34 in 59 career JuCo games played, including seven games of 20+ points
- Averaged 14.5 points, 4.5 rebounds and 2.0 steals per game as sophomore in 2017-18
- Recorded 4 double-doubles at Palm Beach State, averaging 25.5 points and 10.3 rebounds in those 4 games
- Played high school basketball at Florida Air Academy as junior and at Chaminade-Madonna Prep as senior
- Dunked so hard in a game at Florida Air Academy that lights went out in gym at City of Palms Classic

**2018-19 GAME-BY-GAME**

OPPONENT	DATE	GS	MIN	FG	3FG	FT	OR-DR-TR	PF	A	T	B	S	PTS
Texas Southern	11/6	*	26	1-5	0-3	0-2	2-3-5	0	1	2	1	1	2
Southern	11/10		19	2-7	1-6	1-3	1-1-2	1	0	0	2	1	6
Prairie View A&M	11/12		16	2-7	1-4	0-0	0-1-1	2	2	1	0	1	5
Nicholls State	11/16		11	1-3	0-1	1-2	1-0-1	1	0	0	2	0	3
vs. Ole Miss	11/23		13	1-2	0-1	0-0	0-1-1	4	1	1	1	2	2
vs. George Mason	11/24		5	1-2	0-1	1-2	0-1-1	0	0	1	0	0	3
South Dakota	11/27												DNP
at Wichita State	12/1												DNP
at Arizona	12/15												DNP
Stephen F. Austin	12/18												DNP
Oregon	12/21												DNP
New Orleans	12/29		4	1-1	1-1	0-0	0-1-1	0	0	0	0	0	3
at TCU	1/5												DNP
Iowa State	1/8												DNP
Kansas	1/12												DNP
at Oklahoma State	1/14												DNP
Texas Tech	1/19												DNP
at West Virginia	1/21		2	0-0	0-0	0-0	0-0-0	0	0	0	0	1	0
Alabama	1/26												DNP
at Oklahoma	1/28		3	1-1	0-0	0-0	0-0-0	0	1	0	0	0	2
TCU	2/2		3	0-2	0-1	0-0	0-0-0	0	0	0	0	0	0
at Texas	2/6		5	0-0	0-0	0-0	0-1-1	4	0	0	0	0	0
Kansas State	2/9		0+	0-0	0-0	0-0	0-0-0	0	0	0	0	0	0
Oklahoma	2/11												DNP
at Texas Tech	2/16		4	1-3	0-2	0-0	0-0-0	1	0	0	0	1	2
at Iowa State	2/19												DNP
West Virginia	2/23												DNP
Texas	2/27												DNP
at Kansas State	3/2												DNP
Oklahoma State	3/6												DNP
at Kansas	3/9												DNP

ALLEN'S CAREER STATS																	
YEAR	GP-GS	MIN-AVG	FG-A	PCT	3FG-A	PCT	FT-A	PCT	OFF-DEF-TOT	AVG	PF-D	A	TO	B	S	TP	AVG
2018-19 (JR.)	13-1	111-8.5	11-33	.333	3-20	.150	3-9	.333	4-9-13	1.0	13-0	5	5	6	7	28	2.2
CAREER	13-1	111-8.5	11-33	.333	3-20	.150	3-9	.333	4-9-13	1.0	13-0	5	5	6	7	28	2.2



**2 – DEVONTE BANDO**

**G • 6-3 • 195 • JR. • JC**  
**BRAMPTON, ONTARIO (HUTCHINSON CC)**

**BANDO NOTEBOOK**

- Canadian JuCo transfer guard, played previous two seasons at Hutchinson (Kan.) Community College
- Has seen action in all 27 games, making 7 starts; played 30+ minutes in 7 games and 20+ minutes 13 times
- Last 5 Games: averaging team-high 14.8 ppg, 4.4 rpg, 2.6 3FG/game while playing at least 29 minutes each game
- Big 12's 7th-best 3-point shooter in league play at .439 (29-of-66); ranks 9th in Big 12 overall in 3-point shooting at .388
- Made at least one 3-pointer in 8 straight games (40%; 18-of-45) and in 13 consecutive Big 12 games (45%; 29-of-65)
- Posted double-figure scoring in 4 of last 5 games (14.8 ppg) after doing so in 5 of first 22 games (6.9 ppg)
- Scored 22 points, added 4 rebounds and 2 assists in 33 minutes off bench to lead Bears to win vs. West Virginia (2/23)
- Led team with 19 points in 29 minutes off bench vs. OU (2/11); went 5-of-7 from 3-pt range, including late go-ahead trey
- Made first Big 12 start and led team with 15 points in 36 minutes vs. K-State (2/9); most points and minutes since Nov. 12
- Came off bench to score 13 points in 11 minutes in win over No. 20 Iowa State (1/8). Hit clutch free throws with 5 seconds left
- Made first start at Baylor and had game-highs in points (25), rebounds (6), steals (3) and minutes (34) vs. Southern (11/10)
- Played 30 minutes off bench in Baylor debut vs. Texas Southern (11/6), posting 10 points, 2 rebounds and 2 assists
- Scored 1,072 points over 72 games during JuCo career, averaging 14.9 points in 27.1 minutes per game
- Hutchinson went 63-9 in games Bando played; scored in double-figures in 60 of 72 games, including 11 games with 20+ points
- Finished JuCo career with streak of 21 consecutive games scoring in double-figures, averaging 19.0 ppg during streak
- Started 35 games as sophomore at Hutch, averaging 16.6 points, 5.8 rebounds and 2.9 assists in 32.1 minutes per game
- Shot .438 from 3-point range in 2017-18, connecting on 64-of-146 attempts
- Helped Hutchinson win 2017 NJCAA Division I national title, scoring team-high 22 points in championship game

**SEASON/CAREER HIGHS**

**Points:** – 25 vs. Southern (11/10/18)  
**FG:** – 7 vs. Southern (11/10/18); vs. West Virginia (2/23/19)  
**FGA:** – 14 vs. West Virginia (2/23/19)  
**3FG:** – 5 vs. Oklahoma (2/11/19)  
**3FGA:** – 10 vs. West Virginia (2/23/19)  
**FT:** – 7 vs. Southern (11/10/18)  
**FTA:** – 7 vs. Southern (11/10/18)  
**Rebounds:** – 6 vs. Southern (11/10/18); at Texas Tech (2/16/19)  
**Assists:** – 4 vs. New Orleans (12/29/18); at West Virginia (11/21/19)  
**Turnovers:** – 4 at Texas Tech (2/16/19)  
**Blocks:** – 1 at Oklahoma State (1/14/19); vs. Texas Tech (1/19/19)  
**Steals:** – 3 vs. Southern (11/10/18)  
**Minutes Played:** – 37 vs. Prairie View A&M (11/12/18)

**MISCELLANEOUS**

	18-19	BU RECORD
Double-Figure Points:	9	7-2
Double-Figure Rebounds:	–	–
Double-Doubles:	–	–
20+ Points:	2	2-0
5+ Assists:	–	–
Led team in Points:	3	2-1
Led team in Rebounds:	2	1-1
Led team in Assists:	1	1-0
Led team in Blocks:	1	1-0
Led team in Bench Points:	9	7-2

**2018-19 GAME-BY-GAME**

OPPONENT	DATE	GS	MIN	FG	3FG	FT	OR-DR-TR	PF	A	T	B	S	PTS
Texas Southern	11/6		30	4-8	1-2	1-1	0-2-2	1	2	2	0	0	10
Southern	11/10	*	34	7-12	4-8	7-7	1-5-6	0	2	0	0	3	25
Prairie View A&M	11/12	*	37	6-9	2-5	2-2	0-1-1	3	2	2	0	0	16
Nicholls State	11/16	*	24	3-6	1-3	0-0	0-1-1	1	2	0	0	2	7
vs. Ole Miss	11/23	*	7	0-2	0-0	0-0	0-1-1	0	0	1	0	0	0
vs. George Mason	11/24	*	20	3-6	1-4	0-0	0-3-3	1	0	1	0	0	7
South Dakota	11/27		7	0-0	0-0	0-0	0-0-0	0	2	0	0	0	0
at Wichita State	12/1		17	1-5	0-2	0-0	0-2-2	0	0	1	0	0	2
at Arizona	12/15		13	1-4	0-1	0-0	1-2-3	1	0	0	0	0	2
Stephen F. Austin	12/18		16	0-4	0-4	3-4	0-2-2	0	2	1	0	0	3
Oregon	12/21		11	1-4	0-2	0-0	0-0-0	1	2	1	0	0	2
New Orleans	12/29		16	3-7	2-5	0-0	0-1-1	0	4	1	0	0	8
at TCU	1/5		4	0-1	0-1	0-0	0-0-0	1	0	0	0	0	0
Iowa State	1/8		11	4-5	3-4	2-2	0-0-0	0	1	1	0	0	13
Kansas	1/12		14	3-6	2-4	1-1	1-1-2	3	0	2	0	0	9
at Oklahoma State	1/14		18	1-5	1-2	0-0	0-2-2	1	0	2	1	0	3
Texas Tech	1/19		20	2-7	2-4	2-2	0-1-1	0	0	0	1	0	8
at West Virginia	1/21		28	4-9	3-6	2-2	0-1-1	2	4	1	0	1	13
Alabama	1/26		12	2-5	0-1	0-0	2-0-2	1	1	0	0	2	4
at Oklahoma	1/28		17	3-5	1-3	0-0	0-1-1	2	2	2	0	2	7
TCU	2/2		21	3-6	3-5	0-0	0-1-1	0	3	1	0	1	9
at Texas	2/6		14	1-2	1-1	0-0	0-1-1	3	0	0	0	0	3
Kansas State	2/9	*	36	6-13	1-6	2-2	0-5-5	2	3	2	0	2	15
Oklahoma	2/11		29	6-9	5-7	2-2	1-1-2	0	1	2	0	0	19
at Texas Tech	2/16	*	34	2-10	1-7	3-4	6-0-6	3	1	4	0	0	8
at Iowa State	2/19		30	4-9	2-6	0-0	1-4-5	2	1	1	0	1	10
West Virginia	2/23		33	7-14	4-10	4-6	1-3-4	2	2	1	0	1	22
Texas	2/27												
at Kansas State	3/2												
Oklahoma State	3/6												
at Kansas	3/9												

**BANDO'S CAREER STATS**

YEAR	GP-GS	MIN-AVG	FG-A	PCT	3FG-A	PCT	FT-A	PCT	OFF-DEF-TOT	AVG	PF-D	A	TO	B	S	TP	AVG
2018-19 (JR.)	27-7	552-20.4	77-173	.445	40-103	.388	31-35	.886	14-41-55	2.0	30-0	37	29	2	15	225	8.3
CAREER	27-7	552-20.4	77-173	.445	40-103	.388	31-35	.886	14-41-55	2.0	30-0	37	29	2	15	225	8.3



## 12 – JARED BUTLER

G • 6-3 • 185 • FR. • HS

RESERVE, LA. (RIVERSIDE ACADEMY)

### SEASON/CAREER HIGHS

Points: — 22 vs. Prairie View A&M (11/12/18)  
 FG: — 7 vs. Prairie View A&M (11/12/18); vs. Texas Tech (1/19/19)  
 FGA: — 15 vs. Texas Tech (1/19/19); vs. Kansas State (2/9/19)  
 3FG: — 5 at Iowa State (2/19/19)  
 3FGA: — 10 vs. Kansas State (2/9/19)  
 FT: — 6 vs. New Orleans (12/29/18)  
 FTA: — 8 vs. New Orleans (12/29/18)  
 Rebounds: — 6 at Iowa State (2/19/19)  
 Assists: — 6 vs. New Orleans (12/29/18); at Texas (2/6/19)  
 Turnovers: — 7 at Texas Tech (2/16/19)  
 Blocks: — 1, three times  
 Steals: — 3 vs. Texas Tech (1/19/19)  
 Minutes Played: — 37 at Texas (2/6/19); at Texas Tech (2/16/19)

### MISCELLANEOUS

	18-19	BU RECORD
Double-Figure Points:	13	8-5
Double-Figure Rebounds:	—	—
Double-Doubles:	—	—
20+ Points:	1	1-0
5+ Assists:	7	6-1
Led team in Points:	5	3-2
Led team in Rebounds:	—	—
Led team in Assists:	9	6-3
Led team in Blocks:	1	1-0
Led team in Bench Points:	6	5-1

### BUTLER NOTEBOOK

- Consensus top-100 national recruit, ranked as high as No. 75 nationally in 2018 recruiting class
- True freshman PG, has played in every game and made 14 starts, including each of last 13 games
- Moved to starting lineup after Tristan Clark's injury – in 12 games since, averaging 12.6 points and 3.8 assists.
- Named Big 12 Newcomer of the Week (2/25) after wins at Iowa State and vs. WVU – averaged 14.5 ppg, 4.5 apg, 4.0 rpg
- 6 straight games scoring in double-figures – team-highs of 13.7 ppg, 3.8 apg, 1.2 spg, 33.7 mpg; shooting 44% on 3FGs
- Shooting 44% (35-of-79) from 3-point range since joining starting lineup; shot 15% (4-of-26) from 3-point range in 10 games prior
- Scored in double-figures in 10 of 13 games since joining starting lineup after doing so in 3 of first 14 games
- Made at least one 3-pointer in all 13 games since joining starting lineup, 2+ 3FGs in 11 of 13 games; 44% (35-of-79) on 3FGs
- Has recorded multiple assists in 17 consecutive games after doing so in 1 of first 10 games
- Had 12 points, including 3-point play with 1:21 left to give BU 4-point lead, and team-high 4 assists in win vs. West Virginia (2/23)
- Led team with 17 points and 5 assists in win at No. 19 Iowa State (2/19) – hit 3-pointer to give BU 69-65 lead with 2 min. left
- Posted team-highs with 16 points, 4 assists and 37 minutes, went 4-of-5 on 3-pointers in loss at No. 15 Texas Tech (2/16)
- Led Bears with 19 points and 5 assists in win vs. No. 8 Texas Tech (1/19) — had 14 pts, 2 assts and 3 steals in 2nd half
- Made 2nd career start vs. Kansas (1/12), led team with 14 points and 4 assists, added 4 rebounds in 31 minutes
- Posted 16 points, 6 assists and just 1 turnover in 25 minutes off bench vs. New Orleans (12/29)
- Had 22 points in 31 mins off bench vs. PVAMU (11/12) – first BU true freshman with 20+ pts since Isaiah Austin on 2/27/13
- Became first BU freshman point guard to start in collegiate debut since Curtis Jerrells in 2005, logged 21 minutes vs. TXSO (11/6)
- Originally enrolled at Alabama in summer 2018, but transferred to Baylor in August and received immediate eligibility
- Two-time All-State selection at Riverside, helped team win three state championships, including first as 8th grader in 2014
- Earned first-team All-State honors after averaging 27.4 points, 8.8 rebounds, 8.4 assists and 3.0 steals in 2017-18
- New Orleans Times-Picayune 2017-18 Player of the Year
- From same hometown as former Baylor stars Tweety Carter and Rico Gathers

### 2018-19 GAME-BY-GAME

OPPONENT	DATE	GS	MIN	FG	3FG	FT	OR-DR-TR	PF	A	T	B	S	PTS
Texas Southern	11/6	*	21	1-6	0-3	0-0	0-0-0	4	1	3	0	2	2
Southern	11/10		20	3-7	2-4	1-2	0-2-2	2	5	0	0	1	9
Prairie View A&M	11/12		31	7-10	3-5	5-6	1-3-4	2	1	1	1	0	22
Nicholls State	11/16		25	1-9	1-6	2-2	0-4-4	1	1	1	0	0	5
vs. Ole Miss	11/23		33	4-11	0-5	3-3	0-5-5	2	1	2	0	2	11
vs. George Mason	11/24		22	0-5	0-5	4-4	0-0-0	4	1	1	0	1	4
South Dakota	11/27		16	1-5	0-1	0-0	0-3-3	3	0	0	1	1	2
at Wichita State	12/1		12	2-3	1-2	0-0	0-0-0	0	0	1	0	0	5
at Arizona	12/15		13	2-4	1-3	0-0	0-1-1	1	0	1	1	1	5
Stephen F. Austin	12/18		14	0-5	0-4	2-2	0-1-1	1	1	0	0	1	2
Oregon	12/21		15	1-2	0-0	0-0	1-0-1	1	3	1	0	1	2
New Orleans	12/29		25	4-7	2-4	6-8	0-2-2	0	6	1	0	1	16
at TCU	1/5		19	2-4	0-1	0-0	1-2-3	5	4	0	0	0	4
Iowa State	1/8		22	0-2	0-1	2-2	0-2-2	1	2	3	0	1	2
Kansas	1/12	*	31	4-9	4-8	2-2	1-3-4	3	4	3	0	1	14
at Oklahoma State	1/14	*	35	6-12	4-7	0-0	0-3-3	3	4	2	0	1	16
Texas Tech	1/19	*	29	7-15	2-8	3-3	1-0-1	2	5	1	0	3	19
at West Virginia	1/21	*	22	2-6	2-4	2-4	1-3-4	4	2	3	0	0	8
Alabama	1/26	*	31	3-8	2-6	1-2	0-4-4	2	5	1	0	1	9
at Oklahoma	1/28	*	28	4-9	2-3	0-0	1-3-4	2	5	4	0	2	10
TCU	2/2	*	24	2-6	1-2	0-0	2-3-5	3	2	3	0	0	5
at Texas	2/6	*	37	5-14	2-8	1-1	1-2-3	2	6	4	0	2	13
Kansas State	2/9	*	34	5-15	3-10	0-0	2-2-4	1	2	3	0	1	13
Oklahoma	2/11	*	27	4-9	3-6	0-0	0-5-5	3	2	2	0	0	11
at Texas Tech	2/16	*	37	5-9	4-5	2-3	1-4-5	1	4	7	0	1	16
at Iowa State	2/19	*	36	6-12	5-8	0-0	1-5-6	3	5	2	0	1	17
West Virginia	2/23	*	31	5-11	1-4	1-1	2-0-2	4	4	1	0	2	12
Texas	2/27												
at Kansas State	3/2												
Oklahoma State	3/6												
at Kansas	3/9												

### BUTLER'S CAREER STATS

YEAR	GP-GS	MIN-AVG	FG-A	PCT	3FG-A	PCT	FT-A	PCT	OFF-DEF-TOT	AVG	PF-D	A	TO	B	S	TP	AVG
2018-19 (FR.)	27-14	690-25.6	86-215	.400	45-123	.366	37-45	.822	16-62-78	2.9	60-1	76	51	3	27	254	9.4
CAREER	27-14	690-25.6	86-215	.400	45-123	.366	37-45	.822	16-62-78	2.9	60-1	76	51	3	27	254	9.4



## 25 — TRISTAN CLARK

F • 6-9 • 240 • SO. • 1L

SAN ANTONIO, TEXAS (WAGNER HS)

### SEASON HIGHS

**Points:** — 27 vs. Ole Miss (11/23/18)  
**FG:** — 11 vs. Ole Miss (11/23/18)  
**FGA:** — 13 vs. Ole Miss (11/23/18); at TCU (1/5/19)  
**3FG:** — 1 vs. Texas Southern (11/6/18)  
**3FGA:** — 1, four times  
**FT:** — 7 vs. Prairie View A&M (11/12/18)  
**FTA:** — 10 vs. SFA (12/18/18)  
**Rebounds:** — 12 vs. New Orleans (12/29/18)  
**Assists:** — 4, three times  
**Turnovers:** — 4 vs. Oregon (12/21/18)  
**Blocks:** — 6 vs. South Dakota (11/27/18)  
**Steals:** — 3 vs. SFA (12/18/18)  
**Minutes Played:** — 38 vs. Oregon (12/21/18)

### CAREER HIGHS

**Points:** — 27 vs. Ole Miss (11/23/18)  
**FG:** — 11 vs. Ole Miss (11/23/18)  
**FGA:** — 13, three times  
**3FG:** — 1, three times  
**3FGA:** — 2 at Iowa State (1/13/18)  
**FT:** — 7 vs. Prairie View A&M (11/12/18)  
**FTA:** — 10 vs. SFA (12/18/18)  
**Rebounds:** — 15 at Iowa State (1/13/18)  
**Assists:** — 4, four times  
**Turnovers:** — 4 vs. Oregon (12/21/18)  
**Blocks:** — 6 vs. South Dakota (11/27/18)  
**Steals:** — 3 vs. SFA (12/18/18)  
**Minutes Played:** — 38 vs. Oregon (12/21/18)

### MISCELLANEOUS

	18-19	CAREER	BU RECORD
Double-Figure Points:	11	21	13-8
Double-Figure Rebounds:	1	3	2-1
Double-Doubles:	1	3	2-1
20+ Points:	2	2	0-2
2+ Blocks:	11	20	13-7
Led team in Points:	5	6	1-5
Led team in Rebounds:	5	11	5-6
Led team in Blocks:	12	19	10-9
Led team in Assists:	3	5	3-2

### CLARK NOTEBOOK


- Strong, skilled sophomore power forward; consensus four-star recruit out of San Antonio's Wagner High School
- Ruled out for season after suffering left-knee injury on Jan. 8 vs. Iowa State – expected to have surgery next week
- Led nation with .737 field goal percentage until he fell from qualification on Jan. 26 (min. 75% games played)
- Scored in double-figures in 11 of 14 games this season after doing so in 10 of 33 games last year
- Started first 14 games this season and recorded multiple blocks in 11 of 14 games, including 3 games with 5+ blocks
- Earned first Big 12 Player of the Week honor after 17 points (8-of-9 FGs), 12 rebounds and 5 blocks vs. New Orleans (12/29/18)
- Shot perfect 9-of-9 from field for 24 points in career-high 37 minutes vs. SFA (12/18/18)
- Blocked career-high 6 shots vs. South Dakota (11/27/18), helping team record 12 blocks, tied for 4th-most in program history
- Scored career-high 27 points on 11-of-13 shooting in career-high 35 minutes vs. Ole Miss (11/23/18)
- Notched then-career-highs in points (17), blocks (5) and assists (4) in 27 minutes of win vs. Prairie View A&M (11/12/18)
- Current .6629 career FG% (177-of-267) would break program record if he met the 200 FGM minimum (Josh Lomers .6627)
- Led team with .608 field goal percentage in 2017-18, 2nd-best by a freshman in program history (Quincy Acy .655)
- 30 starts last season were 3rd-most by a true freshman in program history (Quincy Miller 36 in 2012, Isaiah Austin 35 in 2013)
- Named 2017 GA Player of the Year by Texas Association of Basketball Coaches
- Ranked No. 8 recruit in Texas and No. 106 overall in 2017 class by 247Sports composite rankings
- Played all 39 games as senior, averaging 17.5 points, 10.1 rebounds, 2.8 assists and 2.1 blocks per game

### 2018-19 GAME-BY-GAME

OPPONENT	DATE	GS	MIN	FG	3FG	FT	OR-DR-TR	PF	A	T	B	S	PTS
Texas Southern	11/6	*	19	5-7	1-1	0-0	2-1-3	5	0	1	2	0	11
Southern	11/10	*	22	8-9	0-0	1-1	4-2-6	4	1	1	2	0	17
Prairie View A&M	11/12	*	27	5-5	0-0	7-9	2-5-7	3	4	2	5	1	17
Nicholls State	11/16	*	25	5-7	0-0	0-1	2-3-5	2	4	1	2	1	10
vs. Ole Miss	11/23	*	35	11-13	0-0	5-8	1-5-6	4	1	1	2	0	27
vs. George Mason	11/24	*	34	2-4	0-0	3-4	2-2-4	5	1	1	2	2	7
South Dakota	11/27	*	27	3-5	0-0	2-2	2-4-6	3	0	0	6	0	8
at Wichita State	12/1	*	29	5-8	0-1	2-3	4-4-8	2	1	3	3	1	12
at Arizona	12/15	*	26	4-5	0-1	0-0	2-4-6	3	2	3	0	1	8
Stephen F. Austin	12/18	*	37	9-9	0-0	6-10	4-3-7	2	1	1	2	3	24
Oregon	12/21	*	38	6-10	0-0	1-3	3-5-8	2	1	4	2	1	13
New Orleans	12/29	*	29	8-9	0-0	1-1	1-11-12	1	0	2	5	2	17
at TCU	1/5	*	35	7-13	0-1	4-6	2-4-6	2	4	3	1	1	18
Iowa State	1/8	*	34	6-10	0-0	4-6	0-4-4	3	3	0	0	2	16
Kansas	1/12												DNP
at Oklahoma State	1/14												DNP
Texas Tech	1/19												DNP
at West Virginia	1/21												DNP
Alabama	1/26												DNP
at Oklahoma	1/28												DNP
TCU	2/2												DNP
at Texas	2/6												DNP
Kansas State	2/9												DNP
Oklahoma	2/11												DNP
at Texas Tech	2/16												DNP
at Iowa State	2/19												DNP
West Virginia	2/23												DNP
Texas	2/27												DNP
at Kansas State	3/2												DNP
Oklahoma State	3/6												DNP
at Kansas	3/9												DNP

### CLARK'S CAREER STATS

YEAR	GP-GS	MIN-AVG	FG-A	PCT	3FG-A	PCT	FT-A	PCT	OFF-DEF-TOT	AVG	PF-D	A	TO	B	S	TP	AVG
2017-18 (FR.)	33-30	657-19.9	93-153	.608	2-7	.286	36-55	.655	47-101-148	4.5	80-3	25	38	29	18	224	6.8
2018-19 (SO.)	14-14	417-29.8	84-114	.737	1-4	.250	36-54	.667	31-57-88	6.3	41-2	23	23	34	15	205	14.6
<b>CAREER</b>	<b>47-44</b>	<b>1074-22.9</b>	<b>177-267</b>	<b>.663</b>	<b>3-11</b>	<b>.273</b>	<b>72-109</b>	<b>.661</b>	<b>78-158-236</b>	<b>5.0</b>	<b>121-5</b>	<b>48</b>	<b>61</b>	<b>63</b>	<b>33</b>	<b>429</b>	<b>9.1</b>



### 33 — FREDDIE GILLESPIE

F • 6-8 • 240 • RJR. • SO  
ST. PAUL, MINN. (CARLETON)

#### SEASON/CAREER HIGHS

- Points: — 14 at Iowa State (2/19/19)
- FG: — 7 at Iowa State (2/19/19)
- FGA: — 8 at Iowa State (2/19/19)
- 3FG: —
- 3FGA: —
- FT: — 4 at Oklahoma State (1/14/19); vs. Texas Tech (1/19/19)
- FTA: — 4, three times
- Rebounds: — 10 at Iowa State (2/19/19)
- Assists: — 2 vs. Kansas State (2/9/19)
- Turnovers: — 3 vs. Kansas (1/12/19); vs. Kansas State (2/9/19)
- Blocks: — 3 vs. TCU (2/2/19); vs. Oklahoma (2/11/19)
- Steals: — 2 vs. Kansas (1/12/19)
- Minutes Played: — 31 vs. K-State (2/9/19); at Iowa State (2/19/19)

#### MISCELLANEOUS

	18-19	BU RECORD
Double-Figure Points:	3	2-1
Double-Figure Rebounds:	1	1-0
Double-Doubles:	1	1-0
2+ Blocks:	6	5-1
Led team in Points:	—	—
Led team in Rebounds:	5	3-2
Led team in Blocks:	6	4-2
Led team in Assists:	—	—
Led team in Bench Points:	3	3-0

#### GILLESPIE NOTEBOOK

- Former walk-on forward, sat out 2017-18 after transferring from Division III Carleton College in Northfield, Minn.
- Has seen 235 minutes of action over 13 games since Tristan Clark's injury; played in only 1 of 9 games immediately before injury
- In 13 games since Clark injury, averaging 6.2 ppg, 4.8 rpg in 18.1 mpg; in team's previous 14 gms, totaled 11 points and 16 rebounds
- Last 9 Games: shooting 74% (31-of-42) while averaging 7.2 points, 5.3 rebounds, 1.6 blocks in 20.6 minutes per game
- Career-first double-double with 14 points (7-8 FGs) and 10 rebounds, 2 blocks in 31 minutes of win at No. 19 Iowa State (2/19)
- Had crucial offensive rebound and putback to extend Baylor lead to 57-53 with 35 seconds left in win vs. Oklahoma (2/11)
- Posted then-career-highs with 13 points, 9 rebounds and 31 minutes in first Big 12 start vs. K-State (2/9)
- Scored then-career-high 11 points on 5-of-6 shooting, added 7 rebounds and 3 blocks in 17 minutes vs. TCU (2/2)
- Played 20 minutes off bench in win over No. 8 Texas Tech (1/19), posting 6 points and 5 rebounds, including 4 late free throws
- Awarded scholarship prior to 2018-19 season
- Played only 16 minutes during 2015-16 freshman season at Carleton, totaling 4 points, 7 rebounds and 2 blocks
- Developed into 2nd-team All-MIAC and All-MIAC Defensive Team selection as sophomore in 2016-17
- Averaged 10.0 points, 8.3 rebounds and 23.6 blocks in 22.8 minutes per game during sophomore season
- First played organized basketball in eighth grade and missed parts of three high school seasons with injuries
- AP distinction scholar and summa cum laude graduate at East Ridge High School in Woodbury, Minn.

#### 2018-19 GAME-BY-GAME

OPPONENT	DATE	GS	MIN	FG	3FG	FT	OR-DR-TR	PF	A	T	B	S	PTS
Texas Southern	11/6		18	3-4	0-0	1-3	5-2-7	4	0	1	0	0	7
Southern	11/10	*	22	0-1	0-0	0-0	4-2-6	4	0	0	0	0	0
Prairie View A&M	11/12	*	16	0-1	0-0	0-0	0-2-2	2	1	2	2	0	0
Nicholls State	11/16		8	0-1	0-0	0-1	0-0-0	3	0	0	0	0	0
vs. Ole Miss	11/23		5	0-0	0-0	0-0	1-0-1	1	0	2	0	0	0
vs. George Mason	11/24												
South Dakota	11/27												
at Wichita State	12/1												
at Arizona	12/15												
Stephen F. Austin	12/18												
Oregon	12/21												
New Orleans	12/29		4	2-2	0-0	0-0	0-0-0	0	0	0	1	0	4
at TCU	1/5												
Iowa State	1/8												
Kansas	1/12		13	1-4	0-0	0-0	2-1-3	1	0	3	1	2	2
at Oklahoma State	1/14		9	0-0	0-0	4-4	1-1-2	2	0	0	0	1	4
Texas Tech	1/19		20	1-2	0-0	4-4	2-3-5	3	0	1	0	1	6
at West Virginia	1/21		8	1-2	0-0	0-0	3-1-4	4	0	0	0	0	2
Alabama	1/26		16	4-6	0-0	0-0	1-0-1	2	1	1	0	0	8
at Oklahoma	1/28		20	4-6	0-0	0-0	2-5-7	2	0	1	2	0	8
TCU	2/2		17	5-6	0-0	1-2	3-4-7	2	1	1	3	0	11
at Texas	2/6		23	3-3	0-0	1-2	2-2-4	2	1	1	0	1	7
Kansas State	2/9	*	31	6-7	0-0	1-4	6-3-9	4	2	3	2	1	13
Oklahoma	2/11	*	15	1-2	0-0	0-0	2-2-4	3	0	0	3	1	2
at Texas Tech	2/16	*	18	1-4	0-0	0-0	2-4-6	5	0	2	1	0	2
at Iowa State	2/19	*	31	7-8	0-0	0-0	3-7-10	4	0	2	2	0	14
West Virginia	2/23	*	14	0-0	0-0	2-2	0-0-0	5	0	0	1	0	2
Texas	2/27												
at Kansas State	3/2												
Oklahoma State	3/6												
at Kansas	3/9												

#### GILLESPIE'S CARLETON STATS

YEAR	GP-GS	MIN-AVG	FG-A	PCT	3FG-A	PCT	FT-A	PCT	OFF-DEF-TOT	AVG	PF-D	A	TO	B	S	TP	AVG
2015-16 (FR.)	4-0	16-4.0	1-2	.500	0-0	.000	2-8	.250	0-7-7	1.8	2-0	1	0	2	1	4	1.0
2016-17 (SO.)	27-23	616-22.8	117-220	.532	0-0	.000	35-60	.583	72-152-224	8.3	75-3	22	37	69	15	269	10.0
CAREER	31-23	632-20.4	118-222	.532	0-0	.000	37-68	.544	72-159-231	7.5	77-3	23	37	71	16	273	8.8

#### GILLESPIE'S BAYLOR STATS

YEAR	GP-GS	MIN-AVG	FG-A	PCT	3FG-A	PCT	FT-A	PCT	OFF-DEF-TOT	AVG	PF-D	A	TO	B	S	TP	AVG
2018-19 (RJR.)	19-7	308-16.2	39-59	.661	0-0	.000	14-22	.636	39-39-78	4.1	53-2	6	20	18	7	92	4.8
BU CAREER	19-7	308-16.2	39-59	.661	0-0	.000	14-22	.636	39-39-78	4.1	53-2	6	20	18	7	92	4.8
NCAA CAREER	50-30	940-18.8	157-281	.559	0-0	.000	51-90	.567	111-198-309	6.2	130-5	29	57	89	23	365	7.3



**4 — MARIO KEGLER**

G/F • 6-7 • 230 • RSO. • SO  
 JACKSON, MISS. (MISSISSIPPI STATE)

**SEASON HIGHS**

Points: — 23 vs. West Virginia (2/23/19)  
 FG: — 7 vs. Alabama (1/26/19)  
 FGA: — 16 at Wichita State (12/11/18)  
 3FG: — 3 at Texas Tech (2/16/19)  
 3FGA: — 6, three times  
 FT: — 9 vs. West Virginia (2/23/19)  
 FTA: — 11 vs. West Virginia (2/23/19)  
 Rebounds: — 10 vs. Iowa State (1/8/19); vs. West Virginia (2/23/19)  
 Assists: — 5 at Iowa State (2/19/19)  
 Turnovers: — 5 at Arizona (12/15/18)  
 Blocks: — 3 vs. South Dakota (11/27/18); at Oklahoma State (1/14/19)  
 Steals: — 2 vs. New Orleans (12/29/18); vs. Kansas (1/12/19)  
 Minutes Played: — 34 at Wichita State (12/11/18); vs. WVU (2/23/19)

**CAREER HIGHS**

Points: — 23 vs. West Virginia (2/23/19)  
 FG: — 7 vs. South Carolina (2/11/17); vs. Alabama (1/26/19)  
 FGA: — 16 at Wichita State (12/11/18)  
 3FG: — 4 vs. Georgia State (12/4/16); vs. Tennessee (2/4/17)  
 3FGA: — 8 vs. Georgia State (12/4/16)  
 FT: — 9 vs. West Virginia (2/23/19)  
 FTA: — 11 vs. West Virginia (2/23/19)  
 Rebounds: — 10 vs. Iowa State (1/8/19); vs. West Virginia (2/23/19)  
 Assists: — 5 at Arkansas (1/10/17); at Iowa State (2/19/19)  
 Turnovers: — 5 at South Carolina (2/28/17); at Arizona (12/15/18)  
 Blocks: — 3 vs. South Dakota (11/27/18); at Oklahoma State (1/14/19)  
 Steals: — 2, eight times  
 Minutes Played: — 35 vs. East Tennessee State (12/14/16)

**MISCELLANEOUS**

	18-19	BU RECORD
Double-Figure Points:	10	7-3
Double-Figure Rebounds:	2	2-0
Double-Doubles:	1	1-0
20+ Points:	1	1-0
5+ Assists:	1	1-0
2+ Blocks:	2	2-0
Led team in Points:	3	2-1
Led team in Rebounds:	3	3-0
Led team in Blocks:	2	1-1
Led team in Assists:	1	1-0

**KEGLER NOTEBOOK**

- Long, athletic wing, sat out 2017-18 season after transferring following freshman year Mississippi State
- Has scored 10+ points in 10 games at Baylor and has grabbed 5+ rebounds in 16 of 21 games played at BU
- Last 10 Games: ranks 2nd on team with 12.6 points per game and 5.8 rebounds per game; shooting 61% on 2-pointers (33-of-54)
- Shooting 39% (12-of-31) from 3-point range over last 10 games after shooting 13% (4-31) from downtown in previous 11 games
- Posted career-first double-double with career-highs of 23 points and 10 boards, added 3 assists in win vs. West Virginia (2/23)
- Had 17 points and 7 rebounds in 27 minutes of Big 12/SEC Challenge win over Alabama (1/26)
- Posted then-career-high 18 points with 7 rebounds in 27 minutes of win at West Virginia (1/21)
- Had career-high 10 rebounds to go with 7 points, 2 assists, 1 block and 1 steal in win over No. 20 Iowa State (1/8/19)
- Scored then-season-high 13 points, including crucial late-game 3-pointer, in only 22 minutes of win at Arizona (12/15/18)
- Posted 12 points, 6 rebounds and career-high 3 blocks in 31 minutes vs. South Dakota (11/27/18)
- Made BU debut on Nov. 27 vs. South Dakota, going 629 days between last game at MSU and first game at Baylor
- Started 31 games as true freshman at Mississippi State in 2016-17, averaging 9.7 points and 5.5 rebounds in 28.2 minutes
- Started all 18 games in SEC play, averaging 10.8 points, 5.6 rebounds and 1.6 assists in 29.2 minutes per game
- Scored in double-figures in 16 of 32 games at MSU, including career-highs of 17 points and 9 boards at Tennessee (2/4/17)
- Sank multiple 3-pointers in 13 games, including 5-game stretch when he went a combined 13-of-22 from downtown
- Ranked No. 47 recruit nationally in 2016 ESPN100 and No. 52 overall in 247Sports composite rankings

**2018-19 GAME-BY-GAME**

OPPONENT	DATE	GS	MIN	FG	3FG	FT	OR-DR-TR	PF	A	T	B	S	PTS
Texas Southern	11/6			DNP									
Southern	11/10			DNP									
Prairie View A&M	11/12			DNP									
Nicholls State	11/16			DNP									
vs. Ole Miss	11/23			DNP									
vs. George Mason	11/24			DNP									
South Dakota	11/27	*	31	4-11	1-6	3-8	2-4-6	1	1	1	3	0	12
at Wichita State	12/1	*	34	5-16	0-6	2-2	3-3-6	4	0	2	0	0	12
at Arizona	12/15	*	22	4-9	1-3	4-4	1-5-6	4	0	5	0	0	13
Stephen F. Austin	12/18	*	23	0-6	0-2	0-0	1-4-5	4	1	3	1	1	0
Oregon	12/21	*	28	2-5	0-2	3-5	0-6-6	4	2	4	0	0	7
New Orleans	12/29	*	30	5-9	0-2	0-0	2-6-8	3	1	2	1	2	10
at TCU	1/5	*	29	4-7	0-1	1-2	1-4-5	4	1	3	0	1	9
Iowa State	1/8	*	32	3-10	0-2	1-1	3-7-10	1	2	2	1	1	7
Kansas	1/12	*	31	2-8	1-4	0-1	2-4-6	3	3	2	1	2	5
at Oklahoma State	1/14	*	17	0-4	0-0	1-4	1-2-3	3	0	2	3	0	1
Texas Tech	1/19	*	21	4-8	1-3	0-0	1-4-5	3	0	1	0	0	9
at West Virginia	1/21	*	27	6-9	1-4	5-5	1-6-7	3	1	2	0	1	18
Alabama	1/26	*	27	7-13	1-4	2-3	3-4-7	1	0	0	0	0	17
at Oklahoma	1/28	*	21	4-5	1-1	2-3	0-4-4	2	0	0	0	0	11
TCU	2/2	*	23	3-7	0-2	0-0	0-6-6	2	2	1	0	0	6
at Texas	2/6	*	20	4-9	1-2	1-3	1-2-3	3	1	0	1	0	10
Kansas State	2/9	*	29	3-8	1-3	1-2	2-2-4	1	1	0	0	0	8
Oklahoma	2/11	*	31	4-9	1-2	0-2	3-4-7	4	1	1	0	1	9
at Texas Tech	2/16	*	28	4-9	3-6	4-5	1-3-4	4	0	1	0	0	15
at Iowa State	2/19	*	33	4-9	1-4	0-0	3-3-6	1	5	0	0	0	9
West Virginia	2/23	*	34	6-7	2-3	9-11	2-8-10	3	3	4	0	0	23
Texas	2/27												
at Kansas State	3/2												
Oklahoma State	3/6												
at Kansas	3/9												

**KEGLER'S MISSISSIPPI STATE STATS**

YEAR	GP-GS	MIN-AVG	FG-A	PCT	3FG-A	PCT	FT-A	PCT	OFF-DEF-TOT	AVG	PF-D	A	TO	B	S	TP	AVG
2016-17 (FR.)	32-31	901-28.2	106-252	.421	40-116	.345	58-88	.659	37-138-175	5.5	78-2	37	60	8	22	310	9.7
MSU CAREER	32-31	901-28.2	106-252	.421	40-116	.345	58-88	.659	37-138-175	5.5	78-2	37	60	8	22	310	9.7

**KEGLER'S BAYLOR STATS**

YEAR	GP-GS	MIN-AVG	FG-A	PCT	3FG-A	PCT	FT-A	PCT	OFF-DEF-TOT	AVG	PF-D	A	TO	B	S	TP	AVG
2018-19 (RSO.)	21-21	571-27.2	78-178	.438	16-62	.258	39-61	.639	33-91-124	5.9	58-0	25	36	11	9	211	10.0
BU CAREER	21-21	571-27.2	78-178	.438	16-62	.258	39-61	.639	33-91-124	5.9	58-0	25	36	11	9	211	10.0
NCAA CAREER	53-52	1472-27.8	184-430	.428	56-178	.315	97-149	.651	70-229-299	5.6	136-2	62	96	19	31	521	9.8



## 10 — MAKAI MASON

G • 6-1 • 185 • RSR • TR  
GREENFIELD, MASS. (YALE)

### SEASON HIGHS

Points: — 40 vs. TCU (2/2/19)  
FG: — 14 vs. TCU (2/2/19)  
FGA: — 20 vs. TCU (2/2/19)  
3FG: — 9 vs. TCU (2/2/19)  
3FGA: — 12 vs. TCU (2/2/19)  
FT: — 8 vs. George Mason (11/24/18)  
FTA: — 9 at West Virginia (1/21/19)  
Rebounds: — 7 at Arizona (12/15/18)  
Assists: — 8 vs. Oklahoma (2/11/19)  
Turnovers: — 5 at West Virginia (1/21/19)  
Blocks: —  
Steals: — 2 vs. New Orleans (12/29/18)  
Minutes Played: — 38, three times

### CAREER HIGHS

Points: — 40 vs. TCU (2/2/19)  
FG: — 14 vs. TCU (2/2/19)  
FGA: — 20 vs. TCU (2/2/19)  
3FG: — 9 vs. TCU (2/2/19)  
3FGA: — 12 vs. TCU (2/2/19)  
FT: — 11 vs. Baylor (3/19/16)  
FTA: — 11 vs. Baylor (3/19/16); at SMU (11/22/15)  
Rebounds: — 7 at Arizona (12/15/18)  
Assists: — 8 at Duke (11/25/15); vs. Oklahoma (2/11/19)  
Turnovers: — 6 at Princeton (2/19/16); vs. Vermont (12/5/15)  
Blocks: — 1, four times  
Steals: — 3, three times  
Minutes Played: — 40 vs. Duke (3/19/16); vs. Dartmouth (2/27/16)

### MISCELLANEOUS

	18-19	BU RECORD
Double-Figure Points:	18	14-4
Double-Doubles:	—	—
20+ Points:	4	4-0
5+ Assists:	3	2-1
Led team in Points:	6	6-0
Led team in Rebounds:	—	—
Led team in Assists:	8	6-2

### MASON NOTEBOOK

- First graduate transfer in program history, joined Bears after graduating from Yale in May 2018 with political science degree
- Committed to Baylor in summer 2017, prior to fourth and final season at Yale
- Started and played 20+ minutes in all 22 games played; scored 10+ points in 18 of 22 games
- Had career-best streak of 13 straight games with 10+ points snapped at Texas (2/6) while limited due to toe injury
- Posted 7th 40-point game in program history with 40 points on 14-of-20 FGs, 9-of-12 3FGs in win vs. TCU (2/2)
- Led BU to win at West Virginia (1/21/19) with season-high 29 points in 38 minutes, including 8-of-8 on 2-point field goals
- Scored 25 points, including 7 points in final 2 minutes, to lead Baylor to 73-70 win over No. 20 Iowa State (1/8/19)
- Posted 22 points and career-high 7 rebounds in 35 minutes of win at Arizona (12/15/18)
- Had 18 points in both Emerald Coast Classic games in Florida, vs. Ole Miss (11/23/18) and George Mason (11/24/18)
- Made Baylor debut vs. Nicholls (11/16/18), posted 11 points in 21 minutes while limited due to ankle sprain
- Has scored in double-figures in 53 of 84 career games (18 of 22 at Baylor), including 13 games of 20+ points (4 at BU)
- Played 61 games over first two seasons at Yale, but limited to just 1 game over final two seasons by injuries
- Helped Bulldogs to 45-17 record in 62 career games played, including 24-5 in Ivy League
- Three-time Ivy League Player of the Week and 2016 first-team All-Ivy selection
- Started all 30 games and averaged 16.0 points and 3.8 assists in 32.7 minutes per game as sophomore in 2015-16
- Scored Yale-career-high 31 points and went perfect 11-of-11 at foul line in 2016 NCAA Tournament first round win over Baylor

### 2018-19 GAME-BY-GAME


OPPONENT	DATE	GS	MIN	FG	3FG	FT	OR-DR-TR	PF	A	T	B	S	PTS
Texas Southern	11/6			DNP									
Southern	11/10			DNP									
Prairie View A&M	11/12			DNP									
Nicholls State	11/16	*	21	4-7	3-5	0-0	1-1-2	0	1	2	0	1	11
vs. Ole Miss	11/23	*	35	6-14	1-5	5-5	0-0-0	4	5	1	0	1	18
vs. George Mason	11/24	*	38	5-14	0-4	8-8	0-1-1	3	2	3	0	0	18
South Dakota	11/27	*	30	3-8	2-4	2-5	1-3-4	0	4	3	0	0	10
at Wichita State	12/1	*	30	2-11	1-5	4-4	0-3-3	4	1	3	0	0	9
at Arizona	12/15	*	35	8-15	2-7	4-6	2-5-7	2	1	3	0	0	22
Stephen F. Austin	12/18	*	33	5-10	1-3	0-0	0-3-3	2	4	4	0	1	11
Oregon	12/21	*	34	5-10	2-6	2-2	0-3-3	1	4	0	0	0	14
New Orleans	12/29	*	26	4-8	2-5	3-4	1-4-5	1	5	3	0	2	13
at TCU	1/5	*	33	4-12	2-7	5-6	0-3-3	3	3	3	0	1	15
Iowa State	1/8	*	38	8-15	4-9	5-6	0-3-3	2	3	2	0	0	25
Kansas	1/12	*	32	3-12	2-8	3-4	0-1-1	4	2	3	0	0	11
at Oklahoma State	1/14	*	28	4-10	3-5	2-2	0-2-2	4	2	2	0	0	13
Texas Tech	1/19	*	32	4-10	4-7	4-4	0-0-0	4	2	1	0	0	16
at West Virginia	1/21	*	38	10-16	2-8	7-9	0-4-4	1	4	5	0	1	29
Alabama	1/26	*	31	5-10	1-4	2-2	0-3-3	1	4	4	0	1	13
at Oklahoma	1/28	*	29	5-9	1-3	1-4	0-1-1	1	4	1	0	1	12
TCU	2/2	*	33	14-20	9-12	3-4	0-0-0	4	4	3	0	0	40
at Texas	2/6	*	23	1-7	0-1	3-3	0-0-0	1	2	3	0	0	5
Kansas State	2/9			DNP									
Oklahoma	2/11	*	35	2-14	0-5	2-2	0-1-1	0	8	2	0	0	6
at Texas Tech	2/16			DNP									
at Iowa State	2/19	*	31	4-18	2-10	4-5	2-3-5	0	3	4	0	0	14
West Virginia	2/23	*	33	0-7	0-2	4-4	0-1-1	1	1	3	0	0	4
Texas	2/27												
at Kansas State	3/2												
Oklahoma State	3/6												
at Kansas	3/9												

### MASON'S YALE STATS

YEAR	GP-GS	MIN-AVG	FG-A	PCT	3FG-A	PCT	FT-A	PCT	OFF-DEF-TOT	AVG	PF-D	A	TO	B	S	TP	AVG
2014-15 (FR.)	31-0	595-19.2	63-139	.453	17-48	.354	48-66	.727	14-55-69	2.2	52-0	49	33	2	20	191	6.2
2015-16 (SO.)	30-30	980-32.7	161-377	.427	55-154	.357	104-129	.806	15-68-83	2.8	55-0	115	91	2	25	481	16.0
2016-17 (JR.)		-redshirt-															
2017-18 (RJR.)	1-0	21-21.0	2-6	.333	2-3	.667	2-5	.400	0-0-0	0.0	0-0	1	1	0	0	8	8.0
<b>CAREER</b>	<b>62-30</b>	<b>1596-25.7</b>	<b>226-522</b>	<b>.433</b>	<b>74-205</b>	<b>.361</b>	<b>154-200</b>	<b>.770</b>	<b>29-123-152</b>	<b>2.5</b>	<b>107-0</b>	<b>165</b>	<b>125</b>	<b>4</b>	<b>45</b>	<b>680</b>	<b>11.0</b>

### MASON'S BAYLOR STATS

YEAR	GP-GS	MIN-AVG	FG-A	PCT	3FG-A	PCT	FT-A	PCT	OFF-DEF-TOT	AVG	PF-D	A	TO	B	S	TP	AVG
2018-19 (RSR.)	22-22	698-31.7	106-257	.412	44-125	.352	73-89	.820	7-45-52	2.4	43-0	69	58	0	10	329	15.0
<b>BU CAREER</b>	<b>22-22</b>	<b>698-31.7</b>	<b>106-257</b>	<b>.412</b>	<b>44-125</b>	<b>.352</b>	<b>73-89</b>	<b>.820</b>	<b>7-45-52</b>	<b>2.4</b>	<b>43-0</b>	<b>69</b>	<b>58</b>	<b>0</b>	<b>10</b>	<b>329</b>	<b>15.0</b>
<b>NCAA CAREER</b>	<b>84-52</b>	<b>2294-27.3</b>	<b>332-779</b>	<b>.426</b>	<b>118-330</b>	<b>.358</b>	<b>227-289</b>	<b>.785</b>	<b>36-168-204</b>	<b>2.4</b>	<b>150-0</b>	<b>234</b>	<b>183</b>	<b>4</b>	<b>55</b>	<b>1009</b>	<b>12.0</b>



**24 – MATTHEW MAYER**

G/F • 6-9 • 200 • FR. • HS  
AUSTIN, TEXAS (WESTLAKE HS)

**SEASON/CAREER HIGHS**

Points: – 18 vs. Nicholls (11/16/18)  
FG: – 7 vs. Nicholls (11/16/18)  
FGA: – 12 vs. Nicholls (11/16/18)  
3FG: – 3 vs. Nicholls (11/16/18)  
3FGA: – 6 vs. Nicholls (11/16/18)  
FT: – 5, three times  
FTA: – 8 at Texas Tech (2/16/19)  
Rebounds: – 7 vs. Ole Miss (11/23/18)  
Assists: – 3 vs. Alabama (1/26/19); vs. TCU (2/2/19)  
Turnovers: – 5 vs. Ole Miss (11/23/18)  
Blocks: – 2 vs. Alabama (1/26/19)  
Steals: – 4 at Oklahoma (1/28/19)  
Minutes Played: – 30 vs. Ole Miss (11/23/18)

**MISCELLANEOUS**

	18-19	BU RECORD
Double-Figure Points:	5	2-3
Double-Figure Rebounds:	–	–
Double-Doubles:	–	–
5+ Assists:	–	–
Led team in Points:	1	1-0
Led team in Rebounds:	1	0-1
Led team in Blocks:	2	1-1
Led team in Assists:	–	–
Led team in Bench Points:	10	4-6

**MAYER NOTEBOOK**

- Freshman wing with length, range and ability to score in bunches
- Played off bench in all 27 games this season, including 20 games with double-digit minutes played
- Last 9 Games: 50 points, 26 rebounds, 10 assists, 7 steals; Prior 5 Games: 7 points, 6 rebounds, 2 assists, 4 steals
- Has scored in double-figures off bench in 5 games this season, including 18 vs. Nicholls State, 17 at TCU and 10 at Texas
- Played solid floor game with 9 points, 5 rebounds, 3 assists, 2 blocks and 1 steal in 22 minutes off bench vs. Alabama (1/26)
- Scored 17 points on just 5-of-9 shooting in 14 minutes off bench at TCU (1/5)
- Posted game-high 18 points in just 18 minutes off bench vs. Nicholls State (11/16)
- Came off bench for 12 points, 2 rebounds and 2 assists in 16 minutes vs. Southern (11/10)
- Had 6 rebounds (5 offensive) in just 11 minutes off bench in collegiate debut vs. Texas Southern (11/6)
- Four-star recruit from Austin's Westlake High School, ranked among top-100 recruits nationally in 2018 class
- Helped Westlake to 36-4 record as senior in 2017-18, playing alongside Xavier's Keonte Kennedy and Texas' Brock Cunningham
- Scored 15 points during a 12-minute scrimmage period at Vanderbilt in October
- Committed to Baylor in June 2017, more than a year prior to enrolling at BU

**2018-19 GAME-BY-GAME**

OPPONENT	DATE	GS	MIN	FG	3FG	FT	OR-DR-TR	PF	A	T	B	S	PTS
Texas Southern	11/6	11	0-8	0-2	0-1	5-1-6	0	0	2	0	0	0	0
Southern	11/10	16	3-9	1-4	5-6	0-2-2	2	2	0	0	1	12	
Prairie View A&M	11/12	9	2-4	0-0	0-0	0-2-2	2	1	0	1	0	4	
Nicholls State	11/16	18	7-12	3-6	1-2	1-4-5	1	0	0	1	0	18	
vs. Ole Miss	11/23	30	3-7	1-4	5-6	2-5-7	4	1	5	0	0	12	
vs. George Mason	11/24	10	1-4	0-1	0-0	0-1-1	2	0	2	0	0	2	
South Dakota	11/27	15	3-9	2-4	1-2	0-4-4	1	2	0	0	0	9	
at Wichita State	12/1	11	1-3	0-1	2-3	1-0-1	1	0	0	1	0	4	
at Arizona	12/15	14	0-3	0-1	1-2	1-0-1	1	2	0	0	0	1	
Stephen F. Austin	12/18	7	2-5	2-3	0-0	1-0-1	1	0	0	1	1	6	
Oregon	12/21	9	0-1	0-1	0-0	0-0-0	0	0	2	0	0	0	
New Orleans	12/29	12	1-6	1-2	0-0	0-0-0	0	2	0	1	1	3	
at TCU	1/5	14	5-9	2-3	5-7	0-2-2	0	1	0	0	1	17	
Iowa State	1/8	8	0-2	0-2	0-0	0-0-0	0	0	1	0	1	0	
Kansas	1/12	12	3-10	0-2	1-1	2-1-3	3	1	0	0	1	7	
at Oklahoma State	1/14	2	0-1	0-0	0-0	0-0-0	0	0	0	0	1	0	
Texas Tech	1/19	3	0-2	0-2	0-0	0-1-1	1	0	0	0	1	0	
at West Virginia	1/21	13	0-3	0-2	0-2	1-1-2	1	1	0	0	0	0	
Alabama	1/26	22	4-8	0-2	1-1	1-4-5	0	3	1	2	1	9	
at Oklahoma	1/28	21	1-3	1-2	1-2	0-3-3	1	2	2	0	4	4	
TCU	2/2	18	2-7	1-4	0-0	2-3-5	1	3	0	0	0	5	
at Texas	2/6	14	4-7	2-4	0-0	2-1-3	3	1	3	0	1	10	
Kansas State	2/9	16	2-7	1-3	2-2	2-1-3	1	1	2	0	0	7	
Oklahoma	2/11	11	2-6	1-2	0-0	0-1-1	1	0	2	0	0	5	
at Texas Tech	2/16	22	1-6	1-3	4-8	0-1-1	4	0	1	1	1	7	
at Iowa State	2/19	8	0-0	0-0	0-0	1-1-2	0	0	0	0	0	0	
West Virginia	2/23	13	1-4	1-2	0-0	1-2-3	3	0	0	0	0	3	
Texas	2/27												
at Kansas State	3/2												
Oklahoma State	3/6												
at Kansas	3/9												

<b>MAYER'S CAREER STATS</b>																	
YEAR	GP-GS	MIN-AVG	FG-A	PCT	3FG-A	PCT	FT-A	PCT	OFF-DEF-TOT	AVG	PF-D	A	TO	B	S	TP	AVG
2018-19 (FR.)	27-0	359-13.3	48-146	.329	20-62	.323	29-45	.644	23-41-64	2.4	34-0	23	23	8	15	145	5.4
<b>CAREER</b>	<b>27-0</b>	<b>359-13.3</b>	<b>48-146</b>	<b>.329</b>	<b>20-62</b>	<b>.323</b>	<b>29-45</b>	<b>.644</b>	<b>23-41-64</b>	<b>2.4</b>	<b>34-0</b>	<b>23</b>	<b>23</b>	<b>8</b>	<b>15</b>	<b>145</b>	<b>5.4</b>





### 3 — KING MCCLURE

G • 6-3 • 215 • SR. • 3L  
DALLAS, TEXAS (TRIPLE A ACADEMY)

#### SEASON HIGHS

**Points:** — 29 at Oklahoma State (11/14/19)  
**FG:** — 10 vs. Texas Southern (11/6/18)  
**FGA:** — 18 vs. Texas Southern (11/6/18)  
**3FG:** — 7 at Oklahoma State (11/14/19)  
**3FGA:** — 11 vs. GMU (11/24/18); at Oklahoma State (11/14/19)  
**FT:** — 6 vs. George Mason (11/24/18)  
**FTA:** — 7 vs. George Mason (11/24/18)  
**Rebounds:** — 14 vs. George Mason (11/24/18)  
**Assists:** — 7 vs. Southern (11/10/18)  
**Turnovers:** — 5, three times  
**Blocks:** — 2 vs. New Orleans (12/29/18); vs. TCU (2/2/19)  
**Steals:** — 5 vs. Oregon (12/21/18)  
**Minutes Played:** — 38 at Oklahoma State (11/14/19)

#### CAREER HIGHS

**Points:** — 29 at Oklahoma State (11/14/19)  
**FG:** — 10 vs. Texas Southern (11/6/18)  
**FGA:** — 18 vs. Texas Southern (11/6/18)  
**3FG:** — 7 at Oklahoma State (11/14/19)  
**3FGA:** — 12 vs. Randall (12/9/17)  
**FT:** — 7 vs. Texas Tech (2/17/18)  
**FTA:** — 8 vs. Texas Tech (2/17/18)  
**Rebounds:** — 14 vs. George Mason (11/24/18)  
**Assists:** — 7 vs. Southern (11/10/18)  
**Turnovers:** — 5, four times  
**Blocks:** — 2 vs. New Orleans (12/29/18); vs. TCU (2/2/19)  
**Steals:** — 5 vs. Savannah State (11/23/15); vs. Oregon (12/21/18)  
**Minutes Played:** — 38 at Oklahoma State (11/14/19)

#### MISCELLANEOUS

	18-19	CAREER	BU RECORD
Double-Figure Points:	7	33	23-10
Double-Figure Rebounds:	2	2	1-1
Double-Doubles:	1	1	1-0
20+ Points:	4	5	4-1
5+ Assists:	2	5	3-2
Led team in Points:	4	9	6-3
Led team in Rebounds:	5	5	3-2
Led team in Assists:	4	5	3-2
Led team in Bench Points:	—	12	7-5

### MCCLURE NOTEBOOK

- Strong, physical senior guard, has played 122 games and made 56 starts during 4-year Baylor career
- Switched from No. 22 to No. 3 prior to senior season to honor teammate Jake Lindsey, who will miss 2018-19 season
- Shifted from shooting guard to 3-spot in 3-guard lineup with Tristan Clark out — averaging 9.4 ppg, 6.1 rpg in 8 games since
- Has scored 20+ points in 4 games this season after doing so in 1 of 100 games over first 3 seasons at Baylor
- Posted career-highs in points (29), minutes (38) and 3FGs (7-of-11), added 9 rebounds and 4 assists in win at OSU (11/14/19)
- Recorded career-first double-double with 27 points, 14 rebounds, 4 assists and 3 steals in 36 minutes vs. George Mason (11/24/18)
- Set school record for rebounds by a guard with 14 vs. GMU and had double-double before halftime (12p/10r)
- Set then-career highs in points (23), field goals made (10) and attempted (18) and minutes (36) in season opener vs. TXSO (11/6/18)
- Told basketball career was over due to heart condition in June 2015; had procedure and was cleared to resume in September 2015
- Scored in double-figures 13 times last season, has 33 career games of 10+ points, including 5 games with 20-plus points
- Posted then-career-highs of 19 points and 32 minutes in Hall of Fame Classic title game win vs. Creighton (11/21/17)
- Sparked comeback vs. Louisville (11/25/16) in Battle 4 Atlantis championship with 15 2nd-half points; played final 15 minutes
- Consensus top-100 recruit in 2015 class, ranked No. 54 nationally by 247Sports.com
- Three-time All-State selection, averaged at least 21 ppg in all four years of high school

### 2018-19 GAME-BY-GAME

OPPONENT	DATE	GS	MIN	FG	3FG	FT	OR-DR-TR	PF	A	T	B	S	PTS
Texas Southern	11/6	*	36	10-18	3-5	0-1	0-5-5	3	5	2	1	1	23
Southern	11/10	*	25	1-6	0-2	0-0	0-3-3	3	7	4	0	1	2
Prairie View A&M	11/12	*	30	8-11	5-8	0-0	1-7-8	2	2	5	1	1	21
Nicholls State	11/16	*	21	5-8	1-4	0-0	1-2-3	3	3	1	1	1	11
vs. Ole Miss	11/23	*	31	0-4	0-3	0-0	1-1-2	3	1	3	0	2	0
vs. George Mason	11/24	*	36	8-17	5-11	6-7	3-11-14	3	4	2	0	3	27
South Dakota	11/27	*	33	6-11	3-6	0-0	1-5-6	2	0	1	0	0	15
at Wichita State	12/1	*	29	4-12	2-5	0-0	1-5-6	2	1	0	0	1	10
at Arizona	12/15	*	27	0-3	0-1	0-1	0-2-2	1	3	5	0	4	0
Stephen F. Austin	12/18	*	30	2-10	1-7	0-0	0-3-3	3	1	2	0	2	5
Oregon	12/21	*	34	2-8	2-4	2-2	1-3-4	2	1	4	0	5	8
New Orleans	12/29	*	24	3-8	2-5	0-0	2-1-3	2	3	3	2	2	8
at TCU	1/5	*	32	3-8	0-2	1-1	1-3-4	2	2	0	0	0	7
Iowa State	1/8	*	33	2-7	1-4	1-1	3-3-6	4	1	0	0	0	6
Kansas	1/12	*	28	1-8	0-3	2-2	3-7-10	2	2	0	0	2	4
at Oklahoma State	1/14	*	38	9-14	7-11	4-4	2-7-9	1	4	1	0	0	29
Texas Tech	1/19	*	37	3-9	2-5	0-0	1-5-6	2	4	2	0	4	8
at West Virginia	1/21	*	31	4-10	0-3	0-3	2-6-8	4	0	5	0	1	8
Alabama	1/26	*	17	2-6	2-5	1-2	2-0-2	1	0	0	1	1	7
at Oklahoma	1/28	*	24	3-8	2-4	0-0	0-3-3	3	2	0	0	0	8
TCU	2/2	*	22	2-4	1-2	0-0	1-4-5	0	3	1	2	0	5
at Texas	2/6	*	23	2-5	1-2	1-2	1-5-6	3	2	2	0	0	6
Kansas State	2/9												DNP
Oklahoma	2/11												DNP
at Texas Tech	2/16												DNP
at Iowa State	2/19												DNP
West Virginia	2/23												DNP
Texas	2/27												
at Kansas State	3/2												
Oklahoma State	3/6												
at Kansas	3/9												

### MCCLURE'S CAREER STATS

YEAR	GP-GS	MIN-AVG	FG-A	PCT	3FG-A	PCT	FT-A	PCT	OFF-DEF-TOT	AVG	PF-D	A	TO	B	S	TP	AVG
2015-16 (FR.)	34-0	444-13.1	52-116	.448	29-77	.377	18-27	.667	8-31-39	1.1	47-0	22	14	4	30	151	4.4
2016-17 (SO.)	32-13	459-14.3	54-122	.443	28-77	.364	24-32	.750	9-31-40	1.3	41-0	26	25	2	14	160	5.0
2017-18 (JR.)	34-21	814-23.9	93-237	.392	42-120	.350	49-64	.766	16-68-84	2.5	79-0	57	53	1	31	277	8.1
2018-19 (SR.)	22-22	641-29.1	80-195	.410	40-102	.392	18-26	.692	27-91-118	5.4	51-0	51	43	8	31	218	9.9
<b>CAREER</b>	<b>122-56</b>	<b>2358-19.3</b>	<b>279-670</b>	<b>.416</b>	<b>139-376</b>	<b>.370</b>	<b>109-149</b>	<b>.732</b>	<b>60-221-281</b>	<b>2.3</b>	<b>218-0</b>	<b>156</b>	<b>135</b>	<b>15</b>	<b>106</b>	<b>806</b>	<b>6.6</b>



**15 – OBIM OKEKE**

**G • 6-0 • 225 • JR. • SO**  
**LAS VEGAS, NEV. (BISHOP GORMAN HS)**

**SEASON HIGHS**

**Points:** – 3 at Oklahoma (1/28/19)  
**FG:** – 1, three times  
**FGA:** – 3 at Texas Tech (2/16/19)  
**3FG:** – 1 at Oklahoma (1/28/19)  
**3FGA:** – 2 vs. Nicholls State (11/16/18); at Texas Tech (2/16/19)  
**FT:** –  
**FTA:** –  
**Rebounds:** – 1 vs. TCU (2/2/19); vs. Kansas State (2/9/19)  
**Assists:** –  
**Turnovers:** – 1 vs. Southern (11/10/18); at Texas Tech (2/16/19)  
**Blocks:** –  
**Steals:** – 1 vs. Southern (11/10/18); vs. Kansas State (2/9/19)  
**Minutes Played:** – 10 vs. Kansas State (2/9/19)

**CAREER HIGHS**

**Points:** – 3 vs. Texas Southern (12/14/17); at Oklahoma (1/28/19)  
**FG:** – 1, four times  
**FGA:** – 3 vs. Texas Southern (12/14/17); at Texas Tech (2/16/19)  
**3FG:** – 1 vs. Texas Southern (12/14/17); at Oklahoma (1/28/19)  
**3FGA:** – 2, four times  
**FT:** –  
**FTA:** –  
**Rebounds:** – 2 vs. Savannah State (12/17/17)  
**Assists:** – 1, three times  
**Turnovers:** – 2 vs. Southern (12/20/17)  
**Blocks:** –  
**Steals:** – 1, three times  
**Minutes Played:** – 10 vs. Kansas State (2/9/19)

**MISCELLANEOUS**

	18-19	BU RECORD
Double-Figure Points:	–	–
Led team in Points:	–	–
Led team in Rebounds:	–	–
Led team in Assists:	–	–

**OKEKE NOTEBOOK**

- Junior walk-on guard, played 3 seasons on Baylor football team before switching to MBB after 2017 FB season
- Has come off bench to play 8 games this season, including 4 of last 8 games
- Appeared in 15 games during 2 seasons on basketball team, totaling 10 points, 4 rebounds, 3 assists and 3 steals in 52 minutes
- Played career-high 10 minutes vs. K-State (2/9/19), filling in as back-up point guard with Mason and McClure injured
- Made Baylor MBB debut vs. Sam Houston State on Dec. 4, 2017, just 10 days after finishing football season
- Played in 5 football games during 2 seasons of action with Baylor football as running back and kick returner
- Won 5 state titles at Bishop Gorman HS in Las Vegas, 3 in basketball and 2 in football

**2018-19 GAME-BY-GAME**

OPPONENT	DATE	GS	MIN	FG	3FG	FT	OR-DR-TR	PF	A	T	B	S	PTS
Texas Southern	11/6	2	0-0	0-0	0-0	0-0-0	2	0	0	0	0	0	0
Southern	11/10	2	0-1	0-1	0-0	0-0-0	0	0	1	0	1	0	0
Prairie View A&M	11/12		DNP										
Nicholls State	11/16	4	0-2	0-2	0-0	0-0-0	1	0	0	0	0	0	0
vs. Ole Miss	11/23		DNP										
vs. George Mason	11/24		DNP										
South Dakota	11/27		DNP										
at Wichita State	12/1		DNP										
at Arizona	12/15		DNP										
Stephen F. Austin	12/18		DNP										
Oregon	12/21		DNP										
New Orleans	12/29	1	0-1	0-1	0-0	0-0-0	0	0	0	0	0	0	0
at TCU	1/5		DNP										
Iowa State	1/8		DNP										
Kansas	1/12		DNP										
at Oklahoma State	1/14		DNP										
Texas Tech	1/19		DNP										
at West Virginia	1/21		DNP										
Alabama	1/26		DNP										
at Oklahoma	1/28	1	1-1	1-1	0-0	0-0-0	1	0	0	0	0	0	3
TCU	2/2	2	1-1	0-0	0-0	1-0-1	0	0	0	0	0	0	2
at Texas	2/6		DNP										
Kansas State	2/9	10	0-1	0-1	0-0	0-1-1	2	0	0	0	1	0	0
Oklahoma	2/11		DNP										
at Texas Tech	2/16	9	1-3	0-2	0-0	0-0-0	1	0	1	0	0	0	2
at Iowa State	2/19		DNP										
West Virginia	2/23		DNP										
Texas	2/27												
at Kansas State	3/2												
Oklahoma State	3/6												
at Kansas	3/9												

**OKEKE'S CAREER STATS**

YEAR	GP-GS	MIN-AVG	FG-A	PCT	3FG-A	PCT	FT-A	PCT	OFF-DEF-TOT	AVG	PF-D	A	TO	B	S	TP	AVG
2017-18 (SO.)	7-0	21-3.0	1-8	.125	1-7	.143	0-0	.000	1-1-2	0.3	1-0	3	3	0	1	3	0.4
2018-19 (JR.)	8-0	31-3.9	3-10	.300	1-8	.125	0-0	.000	1-1-2	0.3	7-0	0	2	0	2	7	0.9
<b>CAREER</b>	<b>15-0</b>	<b>52-3.5</b>	<b>4-18</b>	<b>.222</b>	<b>2-15</b>	<b>.133</b>	<b>0-0</b>	<b>.000</b>	<b>2-2-4</b>	<b>0.3</b>	<b>8-0</b>	<b>3</b>	<b>5</b>	<b>0</b>	<b>3</b>	<b>10</b>	<b>0.7</b>



**0 — FLO THAMBA**

**F • 6-10 • 245 • FR. • HS**  
**KINSHASA, CONGO (MOUNTAIN MISSION SCHOOL)**

**SEASON/CAREER HIGHS**

**Points:** — 6 vs. Southern (11/10/18); vs. Kansas (1/12/19)  
**FG:** — 3 vs. Southern (11/10/18); vs. Kansas (1/12/19)  
**FGA:** — 5 vs. Kansas (1/12/19)  
**3FG:** —  
**3FGA:** —  
**FT:** — 3 vs. Nicholls (11/16/18); at Texas Tech (2/16/19)  
**FTA:** — 4, four times  
**Rebounds:** — 6, three times  
**Assists:** — 3 vs. TCU (2/2/19)  
**Turnovers:** — 2, four times  
**Blocks:** — 2, six times  
**Steals:** — 1, four times  
**Minutes Played:** — 21 at OSU (1/14/19); vs. Oklahoma (2/11/19)

**MISCELLANEOUS**

	18-19	BU RECORD
Double-Figure Points:	—	—
Double-Figure Rebounds:	—	—
Double-Doubles:	—	—
2+ Blocks:	6	5-1
Led team in Points:	—	—
Led team in Rebounds:	—	—
Led team in Blocks:	4	3-1
Led team in Assists:	—	—


**THAMBA NOTEBOOK**

- Freshman big man with 7-foot-5 wingspan, originally from Kinshasa, Democratic Republic of the Congo
- Averaging 14.2 minutes in 13 games since Tristan Clark’s injury — saw 15+ minutes just once in 14 games prior to injury
- Has played off bench in all but 1 game this season, including 14 games with double-digit minutes
- Had season-highs with 6 rebounds, 3 assists and 2 blocks in 14 minutes of win vs. TCU (2/2)
- Chipped in 5 points, career-high 6 rebounds and career-high 2 assists in 16 minutes of win at West Virginia (1/21)
- Played career-high 21 minutes off bench in win at Oklahoma State (1/14), team was +13 when he was on floor
- Had career-highs of 6 points and 6 rebounds in just 13 minutes off bench on Saturday vs. Kansas
- Posted 6 points, 5 rebounds and 1 block in 13 minutes off bench vs. Southern (11/10)
- Had 4 points, 3 rebounds and 1 block in 9 minutes off bench in collegiate debut vs. Texas Southern (11/6)
- Grew up in South Africa, emigrated to United States in 2014
- Late addition to 2018 signing class, ranked No. 243 overall and No. 34 center by 247Sports
- Averaged 14.0 points, 10.0 rebounds and 1.5 blocks per game as senior at Mountain Mission School in Grundy, Va.

**2018-19 GAME-BY-GAME**

OPPONENT	DATE	GS	MIN	FG	3FG	FT	OR-DR-TR	PF	A	T	B	S	PTS
Texas Southern	11/6	9	2-3	0-0	0-1	2-1-3	0	0	1	1	0	0	4
Southern	11/10	13	3-3	0-0	0-0	2-3-5	1	0	1	1	0	0	6
Prairie View A&M	11/12	4	1-1	0-0	0-0	0-0-0	2	0	0	0	0	0	2
Nicholls State	11/16	14	1-2	0-0	3-4	0-3-3	3	1	1	0	0	0	5
vs. Ole Miss	11/23		DNP										
vs. George Mason	11/24	19	0-0	0-0	2-4	1-0-1	3	1	0	1	0	0	2
South Dakota	11/27	4	0-2	0-0	0-0	2-0-2	1	0	0	0	0	0	0
at Wichita State	12/1	5	0-0	0-0	0-0	0-0-0	2	0	0	0	0	0	0
at Arizona	12/15	14	1-2	0-0	0-0	3-1-4	1	0	1	1	0	0	2
Stephen F. Austin	12/18	4	0-1	0-0	0-0	0-2-2	1	0	0	1	0	0	0
Oregon	12/21	2	0-0	0-0	0-0	0-0-0	0	0	0	0	0	0	0
New Orleans	12/29	11	0-0	0-0	2-2	2-1-3	4	0	2	2	1	0	2
at TCU	1/5	1	0-0	0-0	0-0	0-0-0	1	0	1	0	0	0	0
Iowa State	1/8	6	0-1	0-0	0-0	0-1-1	1	0	0	2	0	0	0
Kansas	1/12	13	3-5	0-0	0-0	3-3-6	1	0	1	1	1	0	6
at Oklahoma State	1/14	21	1-1	0-0	0-0	0-0-0	2	1	2	1	0	0	2
Texas Tech	1/19	16	0-0	0-0	1-2	0-2-2	2	0	2	0	1	0	1
at West Virginia	1/21	16	2-2	0-0	1-4	3-3-6	3	2	1	0	0	0	5
Alabama	1/26	17	0-2	0-0	0-0	1-4-5	1	0	0	2	0	0	0
at Oklahoma	1/28	11	2-2	0-0	0-0	0-1-1	4	0	1	1	0	0	4
TCU	2/2	14	1-1	0-0	0-0	3-3-6	2	3	0	2	0	0	2
at Texas	2/6	12	2-2	0-0	0-1	1-1-2	3	0	1	0	0	0	4
Kansas State	2/9	9	0-0	0-0	0-0	0-0-0	1	0	1	2	0	0	0
Oklahoma	2/11	21	0-0	0-0	0-0	1-3-4	2	2	0	2	0	0	0
at Texas Tech	2/16	17	1-3	0-0	3-4	2-3-5	4	0	2	0	0	0	5
at Iowa State	2/19	9	1-3	0-0	1-2	2-2-4	0	0	0	0	0	1	3
West Virginia	2/23	9	0-0	0-0	1-2	0-2-2	4	0	0	0	0	0	1
Texas	2/27												
at Kansas State	3/2												
Oklahoma State	3/6												
at Kansas	3/9												

<b>THAMBA'S CAREER STATS</b>																	
YEAR	GP-GS	MIN-AVG	FG-A	PCT	3FG-A	PCT	FT-A	PCT	OFF-DEF-TOT	AVG	PF-D	A	TO	B	S	TP	AVG
2018-19 (FR.)	26-0	291-11.2	21-36	.583	0-0	.000	14-26	.538	28-39-67	2.6	47-0	10	18	20	4	56	2.2
<b>CAREER</b>	<b>26-0</b>	<b>291-11.2</b>	<b>21-36</b>	<b>.583</b>	<b>0-0</b>	<b>.000</b>	<b>14-26</b>	<b>.538</b>	<b>28-39-67</b>	<b>2.6</b>	<b>47-0</b>	<b>10</b>	<b>18</b>	<b>20</b>	<b>4</b>	<b>56</b>	<b>2.2</b>



**11 – MARK VITAL**

G/F • 6-5 • 230 • RSO. • 1L

LAKE CHARLES, LA. (ADVANCED PREP INT'L (TEXAS))

**SEASON HIGHS**

**Points:** – 15 vs. West Virginia (2/23/19)  
**FG:** – 6 at Texas (2/6/19)  
**FGA:** – 13 vs. Kansas (1/12/19)  
**3FG:** – 1, four times  
**3FGA:** – 3 vs. Texas Southern (11/6/18); at Oklahoma (1/28/19)  
**FT:** – 6 vs. Nicholls (11/16/18)  
**FTA:** – 10 vs. Prairie View A&M (11/12/18); vs. Nicholls (11/16/18)  
**Rebounds:** – 17 at Arizona (12/15/18)  
**Assists:** – 5, three times  
**Turnovers:** – 6 vs. SFA (12/18/18)  
**Blocks:** – 3 vs. TCU (2/2/19); vs. Kansas State (2/9/19)  
**Steals:** – 5 vs. SFA (12/18/18)  
**Minutes Played:** – 37 vs. South Dakota (11/27/18)

**CAREER HIGHS**

**Points:** – 15 vs. West Virginia (2/23/19)  
**FG:** – 6 at Texas (2/6/19)  
**FGA:** – 13 vs. Kansas (1/12/19)  
**3FG:** – 1, five times  
**3FGA:** – 3 vs. Texas Southern (11/6/18); at Oklahoma (1/28/19)  
**FT:** – 6 vs. Nicholls (11/16/18)  
**FTA:** – 10 vs. Prairie View A&M (11/12/18); vs. Nicholls (11/16/18)  
**Rebounds:** – 17 at Arizona (12/15/18)  
**Assists:** – 8 vs. Oklahoma State (1/15/18)  
**Turnovers:** – 7 vs. Kansas (2/10/18)  
**Blocks:** – 3, three times  
**Steals:** – 5 vs. SFA (12/18/18)  
**Minutes Played:** – 38 at Texas (2/12/18)

**MISCELLANEOUS**

	18-19	CAREER	BU RECORD
Double-Figure Points:	7	16	8-8
Double-Figure Rebounds:	6	8	7-1
Double-Doubles:	2	2	2-0
5+ Assists:	3	7	6-1
2+ Blocks	8	12	9-3
Led team in Points:	1	2	0-2
Led team in Rebounds:	13	21	16-5
Led team in Assists:	7	13	7-6
Led team in Blocks:	8	12	8-4
Led team in Bench Points:	–	6	5-1

**VITAL NOTEBOOK**

- High-flying redshirt sophomore guard/forward from Lake Charles, La., sat out 2016-17 season before debuting in 2017-18
- Started all 27 games this season (8 at 5-spot, 17 at 4-spot, 2 at 3-spot); has started 45 of team's last 49 games
- Posted 2nd career double-double with career-high 15 points, 14 rebounds, 2 assists and 2 blocks in win vs. West Virginia (2/23/19)
- Scored then-career-high 14 points on 6-of-8 shooting in 29 minutes at Texas (2/6/19)
- Led team with 13 rebounds, 5 assists and 2 steals in 32 minutes of win at Oklahoma State (1/14/19)
- Had career-high 17 rebounds (9 offensive) in win at Arizona (12/15/18), out-rebounding all 9 Arizona players combined (14 rebounds)
- Career-first double-double with 11 points, 11 rebounds and 5 assists in 29 minutes vs. Nicholls State (11/16/18)
- Has scored in double-figures 16 times during BU career, has 8 games with double-digit rebounds and 2 double-doubles
- Played in 33 games during redshirt freshman season, came off bench in first 11 games, then started 18 of final 22
- Nicknamed "Baby Rico" after former Baylor All-American power forward and fellow Louisianan Rico Gathers
- Ranked No. 1 in Louisiana and No. 55 nationally in 2016 recruiting class by 247Sports.com
- Featured by Yahoo! as "Middle School Basketball's Most Impressive Dunker" in 2012
- Known for highlight-reel dunks, including jumping over four players in a slam dunk contest
- Committed to Baylor in September 2013, more than two years before signing day

**2018-19 GAME-BY-GAME**

OPPONENT	DATE	GS	MIN	FG	3FG	FT	OR-DR-TR	PF	A	T	B	S	PTS
Texas Southern	11/6	*	28	4-8	1-3	1-2	5-4-9	4	3	5	0	2	10
Southern	11/10	*	27	1-8	1-2	0-2	2-4-6	3	2	2	2	0	3
Prairie View A&M	11/12	*	30	0-3	0-1	4-10	0-3-3	2	4	3	1	1	4
Nicholls State	11/16	*	29	2-6	1-2	6-10	6-5-11	1	5	2	0	0	11
vs. Ole Miss	11/23	*	11	0-1	0-0	0-0	1-1-2	5	1	2	0	0	0
vs. George Mason	11/24	*	16	1-2	0-0	0-0	2-4-6	4	0	2	2	0	2
South Dakota	11/27	*	37	3-6	0-1	1-2	3-6-9	3	2	3	2	2	7
at Wichita State	12/1	*	33	3-4	0-0	3-4	3-5-8	3	2	3	2	1	9
at Arizona	12/15	*	36	2-6	0-2	1-7	9-8-17	3	2	2	1	1	5
Stephen F. Austin	12/18	*	36	3-5	0-1	1-5	7-5-12	2	1	6	0	5	7
Oregon	12/21	*	29	4-4	0-0	3-6	4-4-8	3	1	0	0	0	11
New Orleans	12/29	*	18	0-1	0-0	0-4	1-3-4	2	1	0	0	3	0
at TCU	1/5	*	33	4-5	0-0	3-5	3-1-4	4	4	1	0	2	11
Iowa State	1/8	*	16	1-3	0-1	2-2	2-0-2	2	0	1	0	1	4
Kansas	1/12	*	26	5-13	0-2	0-4	8-1-9	3	1	0	0	0	10
at Oklahoma State	1/14	*	32	2-8	0-0	1-1	6-7-13	1	5	2	1	2	5
Texas Tech	1/19	*	23	3-5	0-0	0-1	5-3-8	0	5	5	0	0	6
at West Virginia	1/21	*	15	0-1	0-0	2-2	2-2-4	4	3	1	0	2	2
Alabama	1/26	*	27	3-9	0-0	0-0	4-0-4	2	0	1	0	0	6
at Oklahoma	1/28	*	25	3-8	1-3	1-2	3-8-11	1	1	1	2	0	8
TCU	2/2	*	23	2-3	0-0	1-2	3-1-4	3	0	0	3	0	5
at Texas	2/6	*	29	6-8	0-0	2-3	0-3-3	3	0	0	0	1	14
Kansas State	2/9	*	35	3-5	0-1	1-1	2-3-5	5	4	2	3	0	7
Oklahoma	2/11	*	31	2-5	0-0	3-4	3-4-7	1	1	1	0	3	7
at Texas Tech	2/16	*	31	1-2	0-0	2-4	2-1-3	3	1	1	1	1	4
at Iowa State	2/19	*	22	3-8	0-0	0-0	5-0-5	4	2	0	1	0	6
West Virginia	2/23	*	33	5-10	0-0	5-9	5-9-14	1	2	1	2	0	15
Texas	2/27												
at Kansas State	3/2												
Oklahoma State	3/6												
at Kansas	3/9												

**VITAL'S CAREER STATS**

YEAR	GP-GS	MIN-AVG	FG-A	PCT	3FG-A	PCT	FT-A	PCT	OFF-DEF-TOT	AVG	PF-D	A	TO	B	S	TP	AVG
2016-17 (FR.)		-redshirt-															
2017-18 (RFR.)	33-18	786-23.8	87-181	.481	1-10	.100	47-93	.505	75-109-184	5.6	73-0	71	68	21	26	222	6.7
2018-19 (RSO.)	27-27	731-27.1	66-147	.449	4-19	.211	43-92	.467	96-95-191	7.1	72-2	53	47	23	27	179	6.6
<b>CAREER</b>	<b>60-45</b>	<b>1517-25.3</b>	<b>153-328</b>	<b>.466</b>	<b>5-29</b>	<b>.172</b>	<b>90-185</b>	<b>.486</b>	<b>171-204-375</b>	<b>6.3</b>	<b>145-2</b>	<b>124</b>	<b>115</b>	<b>44</b>	<b>53</b>	<b>401</b>	<b>6.7</b>

**2018-19 SEASON STATISTICS**



**2018-19 BAYLOR BASKETBALL**  
 Baylor Combined Team Statistics (as of Feb 23, 2019)  
 All games



BIG 12 CONFERENCE

RECORD:	OVERALL	HOME	AWAY	NEUTRAL
ALL GAMES	18-9	12-4	5-4	1-1
CONFERENCE	9-5	5-2	4-3	0-0
NON-CONFERENCE	9-4	7-2	1-1	1-1

#	Player	gp-gs	min	avg	Total		3-Point		F-Throw		Rebounds				pf	dq	a	to	blk	stl	pts	avg
					fg-fga	fg%	3fg-fga	3fg%	ft-fa	ft%	off	def	tot	avg								
10	Mason, Makai	22-22	698	31.7	106-257	.412	44-125	.352	73-89	.820	7	45	52	2.4	43	0	69	58	0	10	329	15.0
25	Clark, Tristan	14-14	417	29.8	84-114	.737	1-4	.250	36-54	.667	31	57	88	6.3	41	2	23	23	34	15	205	14.6
04	Kegler, Mario	21-21	571	27.2	78-178	.438	16-62	.258	39-61	.639	33	91	124	5.9	58	0	25	36	11	9	211	10.0
03	McClure, King	22-22	641	29.1	80-195	.410	40-102	.392	18-26	.692	27	91	118	5.4	51	0	51	43	8	31	218	9.9
12	Butler, Jared	27-14	690	25.6	86-215	.400	45-123	.366	37-45	.822	16	62	78	2.9	60	1	76	51	3	27	254	9.4
02	Bandoo, Devonte	27-7	552	20.4	77-173	.445	40-103	.388	31-35	.886	14	41	55	2.0	30	0	37	29	2	15	225	8.3
11	Vital, Mark	27-27	731	27.1	66-147	.449	4-19	.211	43-92	.467	96	95	191	7.1	72	2	53	47	23	27	179	6.6
24	Mayer, Matthew	27-0	359	13.3	48-146	.329	20-62	.323	29-45	.644	23	41	64	2.4	34	0	23	23	8	15	145	5.4
98	Gillespie, Freddie	19-7	308	16.2	39-59	.661	0-0	.000	14-22	.636	39	39	78	4.1	53	2	6	20	18	7	92	4.8
00	Thamba, Flo	26-0	291	11.2	21-36	.583	0-0	.000	14-26	.538	28	39	67	2.6	47	0	10	18	20	4	56	2.2
01	Allen, Darius	13-1	111	8.5	11-33	.333	3-20	.150	3-9	.333	4	9	13	1.0	13	0	5	5	6	7	28	2.2
15	Okeke, Obim	8-0	31	3.9	3-10	.300	1-8	.125	0-0	.000	1	1	2	0.3	7	0	0	2	0	2	7	0.9
Team											43	41	84		2		2					
Total.....		27	5400		699-1563	.447	214-628	.341	337-504	.669	362	652	1014	37.6	511	7	378	357	133	169	1949	72.2
Opponents.....		27	5400		610-1471	.415	183-551	.332	370-540	.685	276	569	845	31.3	497	15	335	348	108	156	1773	65.7

TEAM STATISTICS	BU	OPP	Date	Opponent	Score	Att.
SCORING	1949	1773	11/06/18	TEXAS SOUTHERN	L 69-72	4327
Points per game	72.2	65.7	11/10/18	SOUTHERN	w 80-53	4344
Scoring margin	+6.5	-	11/12/18	PRAIRIE VIEW A&M	w 91-80	4019
FIELD GOALS-ATT	699-1563	610-1471	11/16/18	NICHOLLS STATE	w 81-54	8721
Field goal pct	.447	.415	11/23/18	vs Ole Miss	L 70-78	1250
3 POINT FG-ATT	214-628	183-551	11/24/18	vs George Mason	w 72-61	1250
3-point FG pct	.341	.332	11/27/18	SOUTH DAKOTA	w 63-57	4083
3-pt FG made per game	7.9	6.8	12/01/18	at Wichita St.	L 63-71	10506
FREE THROWS-ATT	337-504	370-540	12/15/18	at Arizona	w 58-49	13058
Free throw pct	.669	.685	12/18/18	STEPHEN F. AUSTIN	L 58-59	4336
F-Throws made per game	12.5	13.7	12/21/18	OREGON	w 57-47	7411
REBOUNDS	1014	845	12/29/18	NEW ORLEANS	w 84-44	6123
Rebounds per game	37.6	31.3	* 01/05/19	at TCU	L 81-85	6396
Rebounding margin	+6.3	-	* 01/08/19	IOWA STATE	w 73-70	5930
ASSISTS	378	335	* 01/12/19	KANSAS	L 68-73	9091
Assists per game	14.0	12.4	* 01/14/19	at Oklahoma St.	w 73-69	8194
TURNOVERS	357	348	* 01/19/19	TEXAS TECH	w 73-62	9018
Turnovers per game	13.2	12.9	* 01/21/19	at West Virginia	w 85-73	9936
Turnover margin	-0.3	-	01/26/19	ALABAMA	w 73-68	7094
Assist/turnover ratio	1.1	1.0	* 01/28/19	at Oklahoma	w 77-47	10193
STEALS	169	156	* 02/02/19	TCU	w 90-64	7337
Steals per game	6.3	5.8	* 02/06/19	at Texas	L 72-84	9831
BLOCKS	133	108	* 02/09/19	KANSAS STATE	L 63-70	8466
Blocks per game	4.9	4.0	* 02/11/19	OKLAHOMA	w 59-53	4517
ATTENDANCE	101079	99296	* 02/16/19	at Texas Tech	L 61-86	14598
Home games-Avg/Game	16-6317	9-10755	* 02/19/19	at Iowa State	w 73-69	14084
Neutral site-Avg/Game	-	2-1250	* 02/23/19	WEST VIRGINIA	w 82-75	6262

Score by Periods	1st	2nd	Totals
Baylor	903	1046	1949
Opponents	846	927	1773

\* = Conference game

**2018-19 BIG 12 STATISTICS**



**2018-19 BAYLOR BASKETBALL**  
**Baylor Combined Team Statistics (as of Feb 23, 2019)**  
**Conference games only**



BIG 12 CONFERENCE

RECORD:	OVERALL	HOME	AWAY	NEUTRAL
ALL GAMES	9-5	5-2	4-3	0-0
CONFERENCE	9-5	5-2	4-3	0-0
NON-CONFERENCE	0-0	0-0	0-0	0-0

#	Player	gp-gs	min	avg	Total		3-Point		F-Throw		Rebounds		pf	dq	a	to	blk	stl	pts	avg		
					fg-fga	fg%	3fg-fga	3fg%	ft-fa	ft%	off	def									tot	avg
25	Clark, Tristan	2-2	69	34.5	13-23	.565	0-1	.000	8-12	.667	2	8	10	5.0	5	0	7	3	1	3	34	17.0
10	Mason, Makai	12-12	385	32.1	59-150	.393	29-77	.377	43-53	.811	2	19	21	1.8	25	0	38	32	0	3	190	15.8
12	Butler, Jared	14-12	412	29.4	57-133	.429	33-75	.440	13-16	.813	14	37	51	3.6	37	1	51	38	0	15	160	11.4
04	Kegler, Mario	14-14	376	26.9	51-109	.468	13-37	.351	25-39	.641	21	59	80	5.7	37	0	20	19	6	6	140	10.0
02	Bandoo, Devonte	14-2	308	22.0	46-101	.455	29-66	.439	18-21	.857	10	21	31	2.2	21	0	18	19	2	8	139	9.9
03	McClure, King	9-9	268	29.8	29-73	.397	14-36	.389	9-13	.692	14	43	57	6.3	21	0	20	11	2	7	81	9.0
11	Vital, Mark	14-14	374	26.7	40-84	.476	1-7	.143	23-40	.575	49	43	92	6.6	35	1	29	16	13	12	104	7.4
98	Gillespie, Freddie	12-5	219	18.3	30-44	.682	0-0	.000	13-18	.722	28	33	61	5.1	37	2	4	14	15	7	73	6.1
24	Mayer, Matthew	14-0	175	12.5	21-67	.313	10-31	.323	13-22	.591	11	18	29	2.1	19	0	10	11	1	11	65	4.6
00	Thamba, Flo	14-0	175	12.5	13-20	.650	0-0	.000	7-15	.467	15	24	39	2.8	28	0	8	12	11	3	33	2.4
15	Okeke, Obim	4-0	22	5.5	3-6	.500	1-4	.250	0-0	.000	1	1	2	0.5	4	0	0	1	0	1	7	1.8
01	Allen, Darius	6-0	17	2.8	2-6	.333	0-3	.000	0-0	.000	0	1	1	0.2	5	0	1	0	0	2	4	0.7
Team											23	19	42	2								
Total.....		14	2800		364-816	.446	130-337	.386	172-249	.691	190	326	516	36.9	276	4	206	176	51	78	1030	73.6
Opponents.....		14	2800		330-757	.436	98-279	.351	222-319	.696	143	285	428	30.6	250	8	186	152	61	79	980	70.0

TEAM STATISTICS	BU	OPP	Date	Opponent	Score	Att.	
SCORING	1030	980	* 01/05/19	at TCU	L	81-85	6396
Points per game	73.6	70.0	* 01/08/19	IOWA STATE	W	73-70	5930
Scoring margin	+3.6	-	* 01/12/19	KANSAS	L	68-73	9091
FIELD GOALS-ATT	364-816	330-757	* 01/14/19	at Oklahoma St.	W	73-69	8194
Field goal pct	.446	.436	* 01/19/19	TEXAS TECH	W	73-62	9018
3 POINT FG-ATT	130-337	98-279	* 01/21/19	at West Virginia	W	85-73	9936
3-point FG pct	.386	.351	* 01/28/19	at Oklahoma	W	77-47	10193
3-pt FG made per game	9.3	7.0	* 02/02/19	TCU	W	90-64	7337
FREE THROWS-ATT	172-249	222-319	* 02/06/19	at Texas	L	72-84	9831
Free throw pct	.691	.696	* 02/09/19	KANSAS STATE	L	63-70	8466
F-Throws made per game	12.3	15.9	* 02/11/19	OKLAHOMA	W	59-53	4517
REBOUNDS	516	428	* 02/16/19	at Texas Tech	L	61-86	14598
Rebounds per game	36.9	30.6	* 02/19/19	at Iowa State	W	73-69	14084
Rebounding margin	+6.3	-	* 02/23/19	WEST VIRGINIA	W	82-75	6262
ASSISTS	206	186					
Assists per game	14.7	13.3	* = Conference game				
TURNOVERS	176	152					
Turnovers per game	12.6	10.9					
Turnover margin	-1.7	-					
Assist/turnover ratio	1.2	1.2					
STEALS	78	79					
Steals per game	5.6	5.6					
BLOCKS	51	61					
Blocks per game	3.6	4.4					
ATTENDANCE	50621	73232					
Home games-Avg/Game	7-7232	7-10462					
Neutral site-Avg/Game	-	0-0					

Score by Periods	1st	2nd	Totals
Baylor	485	545	1030
Opponents	477	503	980











GAME 13 – TCU 85, BAYLOR 81



Official Basketball Box Score -- Game Totals -- Final Statistics
Baylor vs TCU
01/05/19 3:05 PM at Schollmaier Arena (Fort Worth, Texas)



Baylor 81 • 8-5, 0-1

Box score table for Baylor vs TCU, including columns for Player, FG-FGA, 3-Ptr, FT-FTA, Rebounds, PF, TP, A TO, Blk, Stl, Min.

FG % 1st Half: 40.7% 2nd half: 56.3% Game: 49.2%
3FG % 1st Half: 22.2% 2nd half: 28.6% Game: 25.0%
FT % 1st Half: 4.7% 2nd half: 75.0% Game: 70.4%

TCU 85 • 12-1, 1-0

Box score table for TCU vs Baylor, including columns for Player, FG-FGA, 3-Ptr, FT-FTA, Rebounds, PF, TP, A TO, Blk, Stl, Min.

FG % 1st Half: 48.1% 2nd half: 65.4% Game: 56.6%
3FG % 1st Half: 42.9% 2nd half: 42.9% Game: 42.9%
FT % 1st Half: 11.4% 2nd half: 40.0% Game: 55.9%

Officials: Kelly Self, Darron George, Lee Cassell
Technical fouls: Baylor-TEAM, TCU-None.
Attendance: 6396

Score by periods table with columns for 1st, 2nd, and Total, plus Points, In, Off, 2nd, Fast, Break, Bench.

Last FG - BU 2nd-00:18, TCU 2nd-02:56.
Largest lead - BU by 2 1st-18:04, TCU by 19 2nd-16:37.
BU led for 00:21, TCU led for 37:43. Game was tied for 01:56.

GAME 14 – BAYLOR 73, #20 IOWA STATE 70



Official Basketball Box Score -- Game Totals -- Final Statistics
Iowa State vs Baylor
01/08/19 6:00 pm CT at Ferrell Center (Waco, Texas)



Iowa State 70 • 12-3, 2-1 #20/21

Box score table for Iowa State vs Baylor, including columns for Player, FG-FGA, 3-Ptr, FT-FTA, Rebounds, PF, TP, A TO, Blk, Stl, Min.

FG % 1st Half: 44.0% 2nd half: 54.8% Game: 50.0%
3FG % 1st Half: 50.0% 2nd half: 33.3% Game: 38.9%
FT % 1st Half: 5.6% 2nd half: 100.0% Game: 7.8%

Baylor 73 • 9-5, 1-1

Box score table for Baylor vs Iowa State, including columns for Player, FG-FGA, 3-Ptr, FT-FTA, Rebounds, PF, TP, A TO, Blk, Stl, Min.

FG % 1st Half: 51.7% 2nd half: 34.6% Game: 43.6%
3FG % 1st Half: 35.7% 2nd half: 3.9% Game: 34.8%
FT % 1st Half: 3.3% 2nd half: 82.4% Game: 85.0%

Officials: Gary Maxwell, Roger Ayers, Marques Pettigrew
Technical fouls: Iowa State-None, Baylor-None.
Attendance: 5930

Score by periods table with columns for 1st, 2nd, and Total, plus Points, In, Off, 2nd, Fast, Break, Bench.

Last FG - ISU 2nd-00:18, BU 2nd-01:48.
Largest lead - ISU by 7 1st-07:11, BU by 8 1st-00:01.
ISU led for 12:31, BU led for 22:47. Game was tied for 04:42.

GAME 15 – #7 KANSAS 73, BAYLOR 68



Official Basketball Box Score -- Game Totals -- Final Statistics
Kansas vs Baylor
01/12/19 3:00 pm CT at Ferrell Center (Waco, Texas)



Kansas 73 • 14-2, 3-1 #7/9

Box score table for Baylor vs Kansas, including columns for Player, FG-FGA, 3-Ptr, FT-FTA, Rebounds, PF, TP, A TO, Blk, Stl, Min.

FG % 1st Half: 50.0% 2nd half: 61.1% Game: 54.5%
3FG % 1st Half: 5.0% 2nd half: 66.7% Game: 56.3%
FT % 1st Half: 4.6% 2nd half: 57.1% Game: 59.3%

Baylor 68 • 9-6, 1-2

Box score table for Baylor vs Kansas, including columns for Player, FG-FGA, 3-Ptr, FT-FTA, Rebounds, PF, TP, A TO, Blk, Stl, Min.

FG % 1st Half: 32.1% 2nd half: 34.0% Game: 33.0%
3FG % 1st Half: 40.0% 2nd half: 23.8% Game: 29.0%
FT % 1st Half: 3.4% 2nd half: 54.5% Game: 60.0%

Officials: Ray Natli, Antinio Petty, Chris Rastatter
Technical fouls: Kansas-None, Baylor-None.
Attendance: 9091

Score by periods table with columns for 1st, 2nd, and Total, plus Points, In, Off, 2nd, Fast, Break, Bench.

Last FG - KU 2nd-06:28, BU 2nd-02:26.
Largest lead - KU by 23 2nd-06:28, BU by 2 1st-18:44.
KU led for 38:25, BU led for 00:19. Game was tied for 01:56.

GAME 16 – BAYLOR 73, OKLAHOMA STATE 69



Official Basketball Box Score -- Game Totals -- Final Statistics
Baylor vs Oklahoma St.
01/14/19 8:00 pm CT at Stillwater, Okla. (Gallagher-Iba Arena)



Baylor 73 • 10-6, 2-2

Box score table for Baylor vs Oklahoma State, including columns for Player, FG-FGA, 3-Ptr, FT-FTA, Rebounds, PF, TP, A TO, Blk, Stl, Min.

FG % 1st Half: 48.3% 2nd half: 34.6% Game: 41.8%
3FG % 1st Half: 78.6% 2nd half: 4.1% Game: 15.2%
FT % 1st Half: 1.1% 2nd half: 78.6% Game: 80.0%

Oklahoma St. 69 • 8-9, 2-3

Box score table for Oklahoma State vs Baylor, including columns for Player, FG-FGA, 3-Ptr, FT-FTA, Rebounds, PF, TP, A TO, Blk, Stl, Min.

FG % 1st Half: 42.9% 2nd half: 34.5% Game: 38.6%
3FG % 1st Half: 46.2% 2nd half: 43.8% Game: 44.8%
FT % 1st Half: 5.5% 2nd half: 58.3% Game: 70.6%

Officials: Keith Kimble, Joe DeRosa, Doug Simons
Technical fouls: Baylor-None, Oklahoma St.-None.
Attendance: 8194

Score by periods table with columns for 1st, 2nd, and Total, plus Points, In, Off, 2nd, Fast, Break, Bench.

Last FG - BU 2nd-00:10, OSU 2nd-00:03.
Largest lead - BU by 5 1st-00:52, OSU by 8 1st-10:09.
BU led for 16:10, OSU led for 18:48. Game was tied for 04:02.



GAME 21 – BAYLOR 90, TCU 64



Official Basketball Box Score -- Game Totals -- Final Statistics
TCU vs Baylor
02/02/19 7:05 pm CT at Ferrell Center (Waco, Texas)



TCU 64 • 15-6, 3-5 Big 12

Main box score table for Game 21, showing player stats for TCU (e.g., Vital, Mark; Bane, Desmond) and totals (24-57 FG, 4-14 3-Ptr, 12-17 FT, 14 26 Rebounds).

FG % 1st Half: 36.7%, 2nd half: 48.1%, Game: 42.1%
3FG % 1st Half: 12.5%, 2nd half: 50.0%, Game: 28.6%
FT % 1st Half: 5.5, 2nd half: 7.1, Game: 70.6%

Baylor 90 • 15-6, 6-2 Big 12

Main box score table for Game 21, showing player stats for Baylor (e.g., McClure, King; Kegl, Mario; Mason, Makai) and totals (35-63 FG, 15-28 3-Ptr, 5-8 FT, 15 25 40 Rebounds).

FG % 1st Half: 51.6%, 2nd half: 59.4%, Game: 55.6%
3FG % 1st Half: 6.1, 2nd half: 9.7, Game: 53.6%
FT % 1st Half: 1.2, 2nd half: 4.6, Game: 62.5%

Officials: Gary Maxwell, Kelly Self, Antonio Petty
Technical fouls: TCU-None, Baylor-None.
Attendance: 7337

Score by periods table for Game 21, showing quarter scores (1st: 28, 2nd: 36, 3rd: 64).

Last FG - TCU 2nd-01:00, BU 2nd-01:09.
Largest lead - TCU by 2 1st-19:12, BU by 29 2nd-02:33.
TCU led for 02:01, BU led for 36:38. Game was tied for 01:21.

GAME 23 – KANSAS STATE 70, BAYLOR 63



Official Basketball Box Score -- Game Totals -- Final Statistics
Kansas State vs Baylor
02/09/19 5:00 pm CT at Ferrell Center (Waco, Texas)



Kansas State 70 • 18-5, 8-2 R/VRV

Main box score table for Game 23, showing player stats for Kansas State (e.g., MAWIEN, Makol; SNEED, Xavier; WADE, Dean) and totals (23-57 FG, 9-26 3-Ptr, 15-17 FT, 16 17 33 Rebounds).

FG % 1st Half: 41.9%, 2nd half: 38.5%, Game: 40.4%
3FG % 1st Half: 3.4, 2nd half: 6.1, Game: 34.6%
FT % 1st Half: 2.2, 2nd half: 13.5, Game: 88.2%

Baylor 63 • 15-8, 6-4 R/VRV

Main box score table for Game 23, showing player stats for Baylor (e.g., Gillespie, Freddie; Bando, Devonte; Kegl, Mario) and totals (25-56 FG, 6-24 3-Ptr, 7-11 FT, 15 17 32 Rebounds).

FG % 1st Half: 48.1%, 2nd half: 41.4%, Game: 44.6%
3FG % 1st Half: 3.1, 2nd half: 3.1, Game: 25.0%
FT % 1st Half: 0.0, 2nd half: 7.1, Game: 63.6%

Officials: Joe DeRosa, Ray Nathi, Byron Jarrett
Technical fouls: Kansas State-None, Baylor-None.
Attendance: 8466
Fouled Out: Baylor #11 Vital 0:23

Score by periods table for Game 23, showing quarter scores (1st: 31, 2nd: 39, 3rd: 70).

Last FG - KS 2nd-01:49, BU 2nd-00:17.
Largest lead - KS by 9 2nd-03:20, BU by 7 2nd-09:50.
KS led for 12:16, BU led for 19:28. Game was tied for 08:03.

GAME 22 – TEXAS 84, BAYLOR 72



Official Basketball Box Score -- Game Totals -- Final Statistics
Baylor vs Texas
02/06/19 7:01 P.M. at Austin, TX (Frank Erwin Center)



Baylor 72 • 15-7, 6-3

Main box score table for Game 22, showing player stats for Baylor (e.g., Kegl, Mario; Vital, Mark; McClure, King) and totals (28-57 FG, 7-18 3-Ptr, 9-15 FT, 10 19 29 28 Rebounds).

FG % 1st Half: 42.3%, 2nd half: 54.8%, Game: 49.1%
3FG % 1st Half: 3.7, 2nd half: 4.1, Game: 38.9%
FT % 1st Half: 5.8, 2nd half: 4.7, Game: 60.0%

Texas 84 • 13-10, 5-5

Main box score table for Game 22, showing player stats for Texas (e.g., Hayes, Jaxson; Osetkowski, Dylan; Coleman III, Matt) and totals (27-49 FG, 8-20 3-Ptr, 22-34 FT, 8 21 29 16 Rebounds).

FG % 1st Half: 60.9%, 2nd half: 50.0%, Game: 55.1%
3FG % 1st Half: 4.0, 2nd half: 4.0, Game: 40.0%
FT % 1st Half: 13.9, 2nd half: 9.5, Game: 64.7%

Officials: Gery Pollard, Mike Roberts, Tom Eades
Technical fouls: Baylor-TEAM, Texas-None.
Attendance: 9831

Score by periods table for Game 22, showing quarter scores (1st: 30, 2nd: 42, 3rd: 72).

Last FG - BU 2nd-00:02, UT 2nd-01:24.
Largest lead - BU by 2 1st-19:48, UT by 19 2nd-08:18.
BU led for 00:19, UT led for 38:46. Game was tied for 00:12.

Score tied - 0 times.
Lead changed - 1 time.

GAME 24 – BAYLOR 59, OKLAHOMA 53



Official Basketball Box Score -- Game Totals -- Final Statistics
Oklahoma vs Baylor
02/11/19 8:00 pm CT at Ferrell Center (Waco, Texas)



Oklahoma 53 • 15-10,3-9

Main box score table for Game 24, showing player stats for Oklahoma (e.g., Doolittle, Kristian; Manek, Brady; James, Christian) and totals (21-54 FG, 3-16 3-Ptr, 8-15 FT, 13 20 33 14 Rebounds).

FG % 1st Half: 37.2%, 2nd half: 29.6%, Game: 38.9%
3FG % 1st Half: 1.8, 2nd half: 2.8, Game: 16.8%
FT % 1st Half: 4.8, 2nd half: 4.7, Game: 53.3%

Baylor 59 • 16-8, 7-4

Main box score table for Game 24, showing player stats for Baylor (e.g., Gillespie, Freddie; Kegl, Mario; Mason, Makai) and totals (21-54 FG, 10-22 3-Ptr, 7-10 FT, 11 23 34 14 Rebounds).

FG % 1st Half: 41.7%, 2nd half: 36.7%, Game: 39.9%
3FG % 1st Half: 8.1, 2nd half: 2.7, Game: 45.5%
FT % 1st Half: 3.6, 2nd half: 4.4, Game: 70.0%

Officials: Kipp Kissing, Ron Groover, James Luckie
Technical fouls: Oklahoma-None, Baylor-None.
Attendance: 4517
Fouled Out: OU #21 Doolittle 0:12

Score by periods table for Game 24, showing quarter scores (1st: 31, 2nd: 22, 3rd: 53).

Last FG - OU 2nd-02:20, BU 2nd-00:36.
Largest lead - OU by 7 1st-16:35, BU by 11 2nd-10:49.
OU led for 12:20, BU led for 20:16. Game was tied for 07:24.

Score tied - 7 times.
Lead changed - 7 times.

GAME 25 - #15 TEXAS TECH 86, BAYLOR 61



Official Basketball Box Score -- Game Totals -- Final Statistics
Baylor vs Texas Tech
02/19/19 1 p.m. CT at Lubbock, TX (United Supermarkets Arena)



Baylor 61 • 16-9, 7-5

Box score table for Baylor vs Texas Tech. Columns include Player, FG-FGA, 3-Pr, FT-FTA, Rebounds, PF, TP, A, TO, Blk, Stl, Min. Includes team totals and half-by-half statistics.

Texas Tech 86 • 21-5, 9-4

Box score table for Texas Tech vs Baylor. Columns include Player, FG-FGA, 3-Pr, FT-FTA, Rebounds, PF, TP, A, TO, Blk, Stl, Min. Includes team totals and half-by-half statistics.

Officials: Tom Eades, Job Hatness, Bert Smith
Technical fouls: Baylor-None, Texas Tech-None.
Attendance: 14598

Score by periods table for Baylor vs Texas Tech.

Last FG - BU 2nd-02:08, TTU 2nd-00:07.
Largest lead - BU by 2 1st-17:17, TTU by 25 2nd-00:49.
BU led for 00:38, TTU led for 35:55. Game was tied for 03:21.

Score tied - 2 times.
Lead changed - 4 times.

GAME 26 - BAYLOR 73, #19 IOWA STATE 69



Official Basketball Box Score -- Game Totals -- Final Statistics
Baylor vs Iowa State
02/19/19 8:05 p.m. at Hilton Coliseum - Ames, Iowa



Baylor 73 • 17-9, 8-5

Box score table for Baylor vs Iowa State. Columns include Player, FG-FGA, 3-Pr, FT-FTA, Rebounds, PF, TP, A, TO, Blk, Stl, Min. Includes team totals and half-by-half statistics.

Iowa State 69 • 19-7, 8-5 (#19)

Box score table for Iowa State vs Baylor. Columns include Player, FG-FGA, 3-Pr, FT-FTA, Rebounds, PF, TP, A, TO, Blk, Stl, Min. Includes team totals and half-by-half statistics.

Officials: Joe DeRosa, Gerry Pellard, Antonio Petty
Technical fouls: Baylor-None, Iowa State-None.
Attendance: 14084
Fouled Out: ISU #2 Lard (0:03.5)

Score by periods table for Baylor vs Iowa State.

Last FG - BU 2nd-02:00, ISU 2nd-00:03.
Largest lead - BU by 10 1st-11:57, ISU by 4 1st-16:26.
BU led for 30:55, ISU led for 05:46. Game was tied for 03:19.

Score tied - 4 times.
Lead changed - 13 times.

GAME 27 - BAYLOR 82, WEST VIRGINIA 75



Official Basketball Box Score -- Game Totals -- Final Statistics
West Virginia vs Baylor
02/23/19 1:00 pm CT at Ferrell Center (Waco, Texas)



West Virginia 75 • 10-17, (2-12)

Box score table for West Virginia vs Baylor. Columns include Player, FG-FGA, 3-Pr, FT-FTA, Rebounds, PF, TP, A, TO, Blk, Stl, Min. Includes team totals and half-by-half statistics.

Baylor 82 • 18-9, (9-5)

Box score table for Baylor vs West Virginia. Columns include Player, FG-FGA, 3-Pr, FT-FTA, Rebounds, PF, TP, A, TO, Blk, Stl, Min. Includes team totals and half-by-half statistics.

Officials: Paul Janssen, Rick Crawford, Lee Cassell
Technical fouls: West Virginia-None, Baylor-TEAM.
Attendance: 6262
Fouled Out: BU #33- Gillespie 4:09 WVU #1- Culver 1:08; #15- West 0:24

Score by periods table for Baylor vs West Virginia.

Last FG - WVU 2nd-00:11, BU 2nd-01:21.
Largest lead - WVU by 7 1st-16:20, BU by 10 2nd-00:15.
WVU led for 29:39, BU led for 06:32. Game was tied for 03:49.

Score tied - 9 times.
Lead changed - 12 times.

LAST SEASON VS. TEXAS



2017-18 Baylor Basketball
Baylor Combined Team Statistics (as of Jan 05, 2019)
2017-18 vs. UT



BIG 12 CONFERENCE

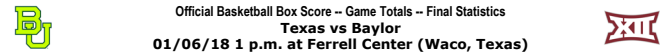
RECORD: OVERALL HOME AWAY NEUTRAL
ALL GAMES 2-0 1-0 1-0 0-0
CONFERENCE 2-0 1-0 1-0 0-0
NON-CONFERENCE 0-0 0-0 0-0 0-0

Player statistics table with columns: #, Player, gp-gs, min, avg, fg-fga, fg%, 3fg-fga, 3fg%, ft-fga, ft%, off, def, tot, avg, pf, dq, a, to, blk, stl, pts, avg

TEAM STATISTICS BU OPP Date Opponent Score Att.
SCORING 143 133 \* 01/06/18 TEXAS W 69-60 7119
Points per game 71.5 66.5 \* 02/12/18 at Texas Wo2 74-73 9204
Scoring margin +5.0 -

BAYLOR 69, TEXAS 60 (WACO)

BAYLOR 74, TEXAS 73 2OT (AUSTIN)



Official Basketball Box Score -- Game Totals -- Final Statistics
Texas vs Baylor
01/06/18 1 p.m. at Ferrell Center (Waco, Texas)

Texas 60 • 10-5 (1-2)RV/RV

Player statistics for Texas 60 vs Baylor 60

FG % 1st Half: 15-35 42.9% 2nd half: 9-35 25.7% Game: 24-70 34.3%
3FG % 1st Half: 6-13 46.2% 2nd half: 2-13 15.4% Game: 8-26 30.8%
FT % 1st Half: 4-4 100.0 2nd half: 0-1 0.0% Game: 4-5 80.0%

Baylor 69 • 11-4 (1-2)RV/RV

Player statistics for Baylor 69 vs Texas 60

FG % 1st Half: 15-27 55.6% 2nd half: 10-24 41.7% Game: 25-51 49.0%
3FG % 1st Half: 2-9 22.2% 2nd half: 1-3 33.3% Game: 3-12 25.0%
FT % 1st Half: 6-9 66.7% 2nd half: 10-12 83.3% Game: 16-21 76.2%

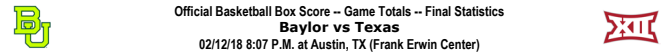
Officials: R- Doug Sirmons, U1- Keith Kimble, U2- Antinio Petty
Technical fouls: Texas-None. Baylor-None.
Attendance: 7119

Score by periods table for Texas vs Baylor

Points in game table

Last FG - UT 2nd-05:03, BU 2nd-05:11.
Largest lead - UT by 7 1st-10:25, BU by 9 2nd-11:52.
UT led for 14:45. BU led for 20:51. Game was tied for 04:24.

Score tied - 6 times.
Lead changed - 4 times.



Official Basketball Box Score -- Game Totals -- Final Statistics
Baylor vs Texas
02/12/18 8:07 P.M. at Austin, TX (Frank Erwin Center)

Baylor 74 • 16-10, 6-7

Player statistics for Baylor 74 vs Texas 73

FG % 1st Half: 11-26 42.3% 2nd half: 12-29 41.4% OT: 8-13 61.5% Game: 31-68 45.6%
3FG % 1st Half: 3-6 50.0% 2nd half: 1-7 14.3% OT: 0-2 0.0% Game: 4-15 26.7%
FT % 1st Half: 0-0 0.0% 2nd half: 6-9 66.7% OT: 2-2 100.0% Game: 8-11 72.7%

Texas 73 • 15-11, 5-8

Player statistics for Texas 73 vs Baylor 74

FG % 1st Half: 8-28 28.6% 2nd half: 13-31 41.9% OT: 5-13 38.5% Game: 26-72 36.1%
3FG % 1st Half: 1-10 10.0% 2nd half: 1-7 14.3% OT: 1-2 50.0% Game: 3-19 15.8%
FT % 1st Half: 5-6 83.3% 2nd half: 7-10 70.0% OT: 6-6 100.0% Game: 18-22 81.8%

Officials: John Higgins, Ray Natili, Chris Rastatter
Technical fouls: Baylor-Maston,Terry. Texas-None.
Attendance: 9204

Score by periods table for Baylor vs Texas

Points in game table

Last FG - BU OT2-00:06, UT OT2-00:20.
Largest lead - BU by 9 1st-09:46, UT by 3 1st-04:46.
BU led for 41:37. UT led for 02:48. Game was tied for 05:35.

Score tied - 6 times.
Lead changed - 6 times.

## THE LAST TIME ...

## THE LAST TIME A BAYLOR TEAM...

Scored 110 Points	118 vs. Savannah State (12/17/17)
Scored 100 Points	118 vs. Savannah State (12/17/17)
Scored 90 Points	90 vs. TCU (2/2/19)
Scored Fewer than 50 Points	44 at Kansas (1/14/13)
Won by 40 Points	40 vs. New Orleans (12/29/18)
Won by 30 Points	30 at Oklahoma (1/28/19)
Shot 65 pct from floor	66.1 (41-62) vs. Texas Southern (12/14/17)
Shot 60 pct from floor	60.8 (31-51) vs. PVAMU (11/12/18)
Shot less than 30 pct from floor	29.8 (17-57) at TCU (1/10/15)
Shot 65 pct from 3FG	70.6 (12-17) vs. Central Arkansas (11/10/17)
Shot 60 pct from 3FG	60.0 (15-25) at Oklahoma State (1/14/19)
Shot less than 15 pct from 3FG	111 (2-18) vs. Ole Miss (11/23/18)
Shot less than 10 pct from 3FG	.083 (1-12) vs. TCU (12/1/18)
Made 15 3-point field goals	15 vs. TCU (2/2/19)
Failed to make a 3FG	0-8 at Texas Tech (2/21/90)
Shot 95 pct from FT line	100.0 (9-9) at Oklahoma State (2/6/18)
Shot 90 pct from FT line	100.0 (9-9) at Oklahoma State (2/6/18)
Shot less than 40 pct from FT line	27.3 (3-11) vs. Texas Southern (1/16/18)
Had 60 Rebounds	60 vs. Huston-Tillotson (1/21/15)
Had 55 Rebounds	58 vs. Savannah State (12/17/17)
Had 50 Rebounds	51 at Arizona (12/15/18)
Had 20 Offensive Rebounds	26 vs. Kansas (11/21/19)
Had 40 Defensive Rebounds	43 vs. Savannah State (12/17/17)
Had 35 Assists	40 vs. Hardin-Simmons (12/16/15)
Had 30 Assists	32 vs. Savannah State (12/17/17)
Had 25 Assists	32 vs. Savannah State (12/17/17)
Had 25 Turnovers	29 at West Virginia (1/10/17)
Had 20 Turnovers	20 at Arizona (12/15/18)
Had fewer than 5 Turnovers	4 at West Virginia (2/22/14)
Had 15 Steals	16 vs. Savannah State (11/23/15)
Had 12 Steals	14 vs. New Orleans (12/29/18)
Had 12 Blocked Shots	12 vs. New Orleans (12/29/18)
Had 10 Blocked Shots	10 vs. TCU (2/2/19)
Had no Blocked Shots	at West Virginia (1/21/19)
Had two 20-point scorers	Mario Kegler (23), Devonte Bando (22) vs. West Virginia (2/13/19)
Had two 25-point scorers	Jo Lual-Acuil Jr. (31), Manu Lecomte (25) vs. Savannah State (12/17/17)
Had seven double-figure scorers	vs. Long Beach State (3/20/13)
Had six double-figure scorers	vs. Kansas State (1/22/18)
Had five double-figure scorers	vs. Nicholls State (11/16/18)
Had all five starters score in double figures	vs. Randall (12/9/17)
Had all five starters score 15+ points	vs. Central Arkansas (11/10/17)
Had no players score in double figures	vs. Texas A&M (3/5/08)
Had no starters score in double figures	at Kansas State (3/3/18)
Had four players score 15+ points	vs. PVAMU (11/12/18)
Had five players score 15+ points	vs. Central Arkansas (11/10/17)
Had four players score 18+ points	vs. Savannah State (12/17/17)
Had four players with 5+ assists	vs. Savannah State (12/17/17)
Had two double-doubles	Mario Kegler (23p/10r), Mark Vital (15p/14r) vs. West Virginia (2/23/19)
Had two double-figure rebounders	Mark Vital (14), Mario Kegler (10) vs. West Virginia (2/23/19)
Scored 50-plus points in first half	61 vs. Savannah State (12/17/17)
Scored 50-plus points in second half	51 vs. TCU (2/2/19)
Scored 50-plus points in both halves	vs. Savannah State (12/17/17)
Scored 60-plus points in first half	61 vs. Savannah State (12/17/17)
Scored 60-plus points in second half	60 at Iowa State (1/9/16)
Scored fewer than 20 points in 1st half	15 at Wichita State (12/1/18)
Scored 20 points or fewer in 1st half	20 at Arizona (12/15/18)
Scored 20 points or fewer in 2nd half	20 at Texas Tech (2/17/15)
Overcame a 20-point deficit to win	vs. Louisville, trailed 32-10, won 66-63 (1/25/16)
Overcame a 20-point deficit	vs. Mississippi State, trailed 40-20 (3/18/18)
Overcame a 15-point halftime deficit to win	vs. Louisville, trailed 39-24, won 66-63 (1/25/16)
Failed to make a 3FG	vs. Texas Tech, 0-8 (2/20/90)
Won an OT game	100-91 vs. Iowa State (2/16/16)
Lost an OT game	78-81 vs. TCU (1/2/18)
Won a 2OT game	74-73 at Texas (2/12/18)
Lost a 2OT game	84-91 to Colorado (3/13/08)
Won a 3OT game	Never
Lost a 3OT game	93-97 at SMU (1/9/88)
Won a 4OT game	96-95 vs. North Texas (12/17/88)
Lost a 4OT game	Never
Won a 5OT game	116-110 at Texas A&M (1/23/08)
Lost a 5OT game	Never

## THE LAST TIME A BAYLOR PLAYER...

Recorded a Triple-Double (Pts/Reb/Ast)	Kenny Chery (20/10/12) vs. Kansas State (2/15/14)
Recorded a Triple-Double (Pts/Reb/Blk)	Ekpe Udoh (18/17/10) vs. Morgan State (1/6/10)
Recorded a Double-Double Off the Bench	Terry Maston (12p/10r) vs. TAMU-CC (11/13/17)
Recorded a Double-Double Before Halftime	King McClure (12p/10r) vs. George Mason (11/24/18)
Scored 30 Points	Makai Mason (40) vs. TCU (2/2/19)
Scored 30 Points in a Road Game	Nuni Omot (30) at Kansas State (3/3/18)
Scored 20 Points in a 1st Half	King McClure (20) at Oklahoma State (1/14/19)
Scored 20 Points in a 2nd Half	Makai Mason (27) vs. TCU (2/2/19)
Scored 30 Points off the Bench	Nuni Omot (30) at Kansas State (3/3/18)
Scored 25 Points off the Bench	Terry Maston (26) vs. Mississippi State (3/18/18)
Scored 20 Points off the Bench	Devonte Bando (22) vs. West Virginia (2/23/19)
Made 5+ 3-pointers in a 1st Half	King McClure (6-7) at Oklahoma State (1/14/19)
Made 5+ 3-pointers in a 2nd Half	Makai Mason (6-8) vs. TCU (2/2/19)
Had 20 Rebounds	Jo Lual-Acuil Jr. (20) vs. Savannah State (12/17/17)
Had 15 Rebounds	Mark Vital (17) at Arizona (12/15/18)
Had 8+ Offensive Rebounds	Mark Vital (9) at Arizona (12/15/18)
Had 9+ Offensive Rebounds	Mark Vital (8) vs. Kansas (1/12/19)
Had 12 Rebounds in a Half	Johnathan Motley (14 in 2nd half) vs. Texas (1/17/17)
Had 10 Rebounds in a Half	King McClure (10 in 1st half) vs. George Mason (11/24/18)
Had 10 Assists	Tyson Jolly (10) vs. Randall (12/9/17)
Had 10+ Assists and 0 Turnovers	Jake Lindsey (11 AST/0 TO) vs. Kansas State (3/9/17)
Had 5 Blocked Shots	Tristan Clark (5) vs. New Orleans (12/29/18)
Had 6 Blocked Shots	Tristan Clark (6) vs. South Dakota (11/27/18)
Had 7 Blocked Shots	Jo Lual-Acuil Jr. (7) vs. Oklahoma (2/21/17)
Had 5 Steals	King McClure (5) vs. Oregon (12/21/18)
Had 6 Steals	Lester Medford (7) vs. Savannah State (11/23/15)
Played 45+ Minutes	Jo Lual-Acuil Jr. (48) & Manu Lecomte (46) at Texas (2/12/18)
Made a Game-Winning Shot	Terry Maston (2FG) vs. Texas Tech, 59-57 (2/17/18)
Made a Game-Winning Shot in Final 10 Seconds	Jo Lual-Acuil Jr. (Dunk) at Texas, 74-73 2ot (2/12/18)
Made a Game-Winning Shot at Buzzer	Lester Medford (3FG) at Texas Tech, 63-60 (1/16/16)

## THE LAST TIME A BAYLOR OPPONENT...

Scored 100 Points	102 at Kansas (1/2/16)
Scored 90 Points	90 vs. Kansas State (1/22/18)
Scored Fewer than 50 Points at Home	47 at Oklahoma (1/28/19)
Scored Fewer than 50 Points	47 at Oklahoma (1/28/19)
Scored Fewer than 40 Points	39 vs. McNeese State (11/14/14)
Won by 30 Points	40 at Oklahoma (1/20/07)
Shot 65 pct from floor	66.1 (39-59) at Oklahoma (2/26/05)
Shot 60 pct from floor	62.0 (31-50) vs. Oklahoma (1/23/16)
Shot less than 25 pct from floor	23.4 (11-47) vs. Prairie View A&M (12/2/15)
Shot 55 pct from 3FG	56.3 (9-16) vs. Kansas (1/12/19)
Shot less than 15 pct from 3FG	143 (2-14) vs. George Mason (11/24/18)
Made 15 3-point field goals	20 vs. Savannah State (12/17/17)
Shot 95 pct from FT line	95.7 (22-23) at Ole Miss (1/28/17)
Shot less than 50 pct from FT line	33.3 (2-6) at Arizona (12/15/18)
Had 50 Rebounds	62 vs. Wake Forest (Anaheim) (11/30/08)
Had fewer than 20 Rebounds	18 vs. Oregon (12/21/18)
Had 20 Offensive Rebounds	20 vs. Wagner (3/13/18)
Had 25 Assists	29 vs. Oklahoma (1/23/16)
Had 20 Turnovers	22 vs. New Orleans (12/29/18)
Had fewer than 5 Turnovers	4 at West Virginia (2/22/14)
Had 13 Steals	15 at West Virginia (1/10/17)
Had 12 Steals	12 vs. West Virginia (3/9/17)
Had 12+ Blocked Shots	13 vs. West Virginia (2/20/18)
Had 10+ Blocked Shots	11 vs. Kansas (1/12/19)
Had no Blocked Shots	at Oklahoma State (2/8/17)
Had two 20-point scorers	Barry Brown (34), Dean Wade (24) vs. Kansas State (1/22/18)
Had three 20-point scorers	Abdel Nader (26), Georges Niang (24), Monte Morris (20) vs. Iowa State (2/16/16)
Had five double-figure scorers	vs. PVAMU (11/12/18)
Had four 15+ point scorers	at Texas (2/12/18)
Had two double-figure rebounders	Kenrich Williams (12), Vlad Brodziansky (10) at TCU (1/21/17)
Scored 50-plus points in 1st half	51 at Texas A&M (12/19/15)
Scored 50-plus points in 2nd half	52 at Texas Tech (2/13/17)
Scored 20 points or fewer in 1st half	16 vs. Oregon (12/21/18)
Scored 20 points or fewer in 2nd half	20 vs. Texas (1/6/18)
Failed to make a 3FG	vs. Oklahoma, 0-12 (2/25/12)

## THE LAST TIME A BAYLOR OPPOSING PLAYER

Scored 30 Points	Barry Brown (34) vs. Kansas State (1/22/18)
Had 20 Rebounds	Jamahl Mosley (20) vs. Colorado [Kansas City] (3/8/01)
Had 15 Rebounds	Mohamed Bamba (16) at Texas (2/12/18)
Had 10 Assists	Alex Robinson (10) at TCU (1/5/19)
Had 8 Turnovers	Trae Young (8) vs. Oklahoma (2/27/18)
Had 7 Turnovers	Jarrett Culver (7) vs. Texas Tech (1/19/19)
Had 6 Blocked Shots	Sagaba Konate (9) vs. West Virginia (2/20/18)
Had 5 Steals	Dedric Lawson (5) vs. Kansas (1/12/19)
Had 6 Steals	Jevon Carter (6) vs. West Virginia (3/9/18)



## 2018-19 INDIVIDUAL SUPERLATIVES

CATEGORY	BAYLOR	OPPONENT
Points Scored	40, Makai Mason vs. TCU (2/2)	28, Breein Tyree vs. Ole Miss (11/23)
Field Goals Made	14, Makai Mason vs. TCU (2/2)	9, Marial Shayok vs. Iowa State (1/8) 9, Jarrett Culver vs. Texas Tech (1/19)
FGs Attempted	20, Makai Mason vs. TCU (2/2)	18, Otis Livingston vs. George Mason (11/24) 18, Davonte Fitzgerald vs. SFA (12/18)
Highest FG % (min 5 made)	1.000 (9-9), Tristan Clark vs. SFA (12/18) 1.000 (5-5), Tristan Clark vs. PVAMU (11/12)	1.000 (6-6), Riley Norris vs. Alabama (1/26)
3-Point FGs Made	9, Makai Mason vs. TCU (2/2)	6, Samaj. Haynes-Jones at Wichita State (12/1) 6, Lagerald Vick vs. Kansas (1/12)
3-Point FGs Attempted	12, Makai Mason vs. TCU (2/2)	11, Jaylyn Patterson vs. Texas Southern (11/6) 11, Samaj. Haynes-Jones at Wichita State (12/1)
3-Point FG % (min 5 att)	.750 (9-12), Makai Mason vs. TCU (2/2)	1.000 (5-5), Darius Williams vs. PVAMU (11/12)
Free Throws Made	9, Mario Kegler vs. West Virginia (2/23)	13, Breein Tyree vs. Ole Miss (11/23)
Free Throws Attempted	11, Mario Kegler vs. West Virginia (2/23)	17, Breein Tyree vs. Ole Miss (11/23)
Free Throw % (min 7 att)	1.000 (8-8), Makai Mason vs. George Mason (11/24) 1.000 (7-7), Devonte Bando vs. Southern (11/10)	1.000 (10-10), James Bolden at West Virginia (1/21) 1.000 (7-7), Kamau Stokes vs. Kansas State (2/9)
Offensive Rebounds	9, Mark Vital at Arizona (12/15)	6, Gerard Andrus vs. PVAMU (11/12) 6, Trey Burch-Manning vs. South Dakota (11/27) 6, Dean Wade vs. Kansas State (2/9)
Defensive Rebounds	11, King McClure vs. George Mason (11/24) 11, Tristan Clark vs. New Orleans (12/29)	8, five times
Total Rebounds	17, Mark Vital at Arizona (12/15)	14, Trey Burch-Manning vs. South Dakota (11/27)
Assists	8, Makai Mason vs. Oklahoma (2/11)	10, Alex Robinson at TCU (1/5)
Turnovers	7, Jared Butler at Texas Tech (2/16)	7, Eddie Reese vs. Southern (11/10) 7, Jarrett Culver vs. Texas Tech (1/19)
Blocked Shots	6, Tristan Clark vs. South Dakota (11/27)	5, Dedric Lawson vs. Kansas (1/12)
Steals	5, Mark Vital vs. SFA (12/18) 5, King McClure vs. Oregon (12/21)	5, Dedric Lawson vs. Kansas (1/12)
Minutes Played	38, Makai Mason, three times 38, Tristan Clark vs. Oregon (12/21) 38, King McClure at Oklahoma State (1/14)	39, Gerard Andrus vs. PVAMU (11/12) 39, Payton Pritchard vs. Oregon (12/21) 39, Barry Brown vs. Kansas State (2/9)

## 2018-19 TEAM SUPERLATIVES

BAYLOR HIGH	BAYLOR LOW	CATEGORY	OPPONENT HIGH	OPPONENT LOW
91 vs. PVAMU (11/12)	57 vs. Oregon (12/21)	Points Scored	86 at Texas Tech (2/16)	44 vs. New Orleans (12/29)
47 vs. PVAMU (11/12)	15 at Wichita State (12/1)	Points, 1st Half	45 at Texas (2/6) & at TTU (2/16)	16 vs. Oregon (12/21)
53 at TCU (1/5)	25 vs. SFA (12/18)	Points, 2nd Half	45 vs. TSU (11/6) & at TCU (1/5)	22 vs. Oklahoma (2/11)
–	–	Points/Overtime	–	–
35 vs. TCU (2/2)	17 at Texas Tech (2/16)	Field Goals Made	30 at TCU (1/5)	15 at Oklahoma (1/28)
75 vs. Kansas (1/12)	44 vs. Oregon (12/21)	Field Goal Attempts	66 at Wichita State (12/1)	44 vs. Ore. (12/21) & vs. KU (1/12)
.608 (31-51) vs. PVAMU (11/12)	.333 (25-75) vs. Kansas (1/12)	FG Percentage	.566 (30-53) at TCU (1/5)	.262 (16-61) vs. New Orleans (12/29)
15 at OSU (1/14) & vs. TCU (2/2)	2 vs. Ole Miss (11/23)	3-Point FGs Made	13 at Oklahoma State (1/14)	2 vs. George Mason (11/24)
31 vs. Kansas (1/12)	15 vs. Oregon (12/21)	3-Point FG Attempts	32 at Wichita State (12/1)	12 vs. Southern (11/10)
.600 (15-25) at OSU (1/14)	.111 (2-18) vs. Ole Miss (11/23)	3-Point FG Percentage	.563 (9-16) vs. Kansas (1/12)	.143 (2-14) vs. George Mason (11/24)
26 vs. West Virginia (2/23)	3 vs. Texas So. (11/6)	Free Throws Made	30 at Texas Tech (2/16)	2 at Arizona (12/15)
35 vs. West Virginia (2/23)	7 at Iowa State (2/19)	Free Throw Attempts	36 vs. Ole Miss (11/23)	6 at Ariz. (12/15) & vs. Ore. (12/21)
.875 (14-16) vs. Texas Tech (1/19)	.273 (3-11) vs. Texas So. (11/6)	Free Throw Percentage	.882 (15-17) vs. Kansas State (2/9)	.333 (2-6) at Arizona (12/15)
26 vs. Kansas (1/12)	7 vs. PVAMU (11/12)	Offensive Rebounds	16, three times	4, three times
32 at Arizona (12/15)	17 vs. Kansas State (2/9)	Defensive Rebounds	29 vs. South Dakota (11/27)	14 at Ariz. (12/15) & vs. Ore. (12/21)
51 at Arizona (12/15)	29 at Texas (2/6)	Total Rebounds	44 at Wichita State (12/1)	18 vs. Oregon (12/21)
22 vs. New Orleans (12/29)	5 at Wichita State (12/1)	Assists	22 at TCU (1/5)	5 vs. George Mason (11/24)
20 at Arizona (12/15)	8, three times	Turnovers	22 vs. New Orleans (12/29)	5 at Iowa State (2/19)
12 vs. USD (11/27) & vs. UNO (12/29)	0 at West Virginia (1/21)	Blocked Shots	11 vs. Kansas (1/12)	1 vs. PVAMU (11/12)
14 vs. SFA (12/18) & vs. UNO (12/29)	1 vs. TCU (2/2)	Steals	11 at West Virginia (1/21)	2 vs. TCU (2/2)
28 at Texas (2/6)	11 vs. Alabama (1/26)	Fouls	28 vs. West Virginia (2/23)	12 at Oklahoma State (1/14)



2018-19

18-9

BIG 12

9-5

AP

RV-31st

COACHES

RV-29th

KENPOM


32nd

BAYLOR vs. TEXAS | GAME 28

Feb. 27, 2019 (Waco, Texas / Ferrell Center)

Baylor Broadcast Notes

0 1 2 3 4 10 11 12 13 15 24 25 33



Flo Thamba

F • 6-10 • 245 • Fr. • Kinshasa, Congo

Table with 7 columns: MIN, PTS, REB, BLK, FG%, 3FG%, FT%. Rows: SEA, B12, CAR.

- Freshman big man with 7-foot-5 wingspan, originally from Democratic Republic of the Congo...



Darius Allen

G • 6-4 • 205 • Jr. • Melbourne, Fla.

Table with 7 columns: MIN, PTS, REB, AST, FG%, 3FG%, FT%. Rows: SEA, B12, CAR.

- JuCo transfer guard, played previous two seasons at Palm Beach State in Palm Beach Gardens, Fla.




Devonte Bando

G • 6-3 • 195 • Jr. • Brampton, Ontario

Table with 7 columns: MIN, PTS, REB, AST, FG%, 3FG%, FT%. Rows: SEA, B12, CAR.

- Canadian JuCo transfer guard, played previous two seasons at Hutchinson (Kan.) Community College



King McClure

G • 6-3 • 215 • Sr. • Dallas, Texas

Table with 7 columns: MIN, PTS, REB, AST, FG%, 3FG%, FT%. Rows: SEA, B12, CAR.

- Senior guard, has played in 122 career games at Baylor; missed last 5 games with knee injury



Mario Kegler

G/F • 6-7 • 230 • RSo. • Jackson, Miss.

Table with 7 columns: MIN, PTS, REB, AST, FG%, 3FG%, FT%. Rows: SEA, B12, CAR.

- Sat out 2017-18 season following transfer from Mississippi State after starting 31 games as FR in 16-17




Makai Mason

G • 6-1 • 185 • RSr. • Greenfield, Mass.

Table with 7 columns: MIN, PTS, REB, AST, FG%, 3FG%, FT%. Rows: SEA, B12, CAR.

- First graduate transfer in program history, joined Bears after graduating from Yale in May 2018



Mark Vital

G/F • 6-5 • 230 • RSo. • Lake Charles, La.

Table with 7 columns: MIN, PTS, REB, AST, FG%, 3FG%, FT%. Rows: SEA, B12, CAR.

- Moved to starting 5 spot with Clark out - averaging 7.3 ppg, 6.9 rpg (3.7 offensive) in 13 games since




Jared Butler

G • 6-3 • 185 • Fr. • Reserve, La.

Table with 7 columns: MIN, PTS, REB, AST, FG%, 3FG%, FT%. Rows: SEA, B12, CAR.

- Last 6 Games: team-highs 13.7 ppg, 3.8 rpg, 1.2 spg, 33.7 mpg, 44% on 3FGs (18-41); adding 4.2 rpg



Jackson Moffatt

G/F • 6-6 • 210 • Fr. • Magnolia, Texas

Table with 7 columns: MIN, PTS, REB, AST, FG%, 3FG%, FT%. Rows: SEA, B12, CAR.

- Freshman walk-on wing from Magnolia High School, expected to redshirt this season




Obim Okeke (OH-bihm OH-kay-kay)

G • 6-0 • 225 • Jr. • Las Vegas, Nev.

Table with 7 columns: MIN, PTS, REB, AST, FG%, 3FG%, FT%. Rows: SEA, B12, CAR.

- Junior walk-on guard, played 3 seasons on BU football team, switched to MBB after 2017 FB season



Matthew Mayer (MYE-er)

G/F • 6-9 • 200 • Fr. • Austin, Texas

Table with 7 columns: MIN, PTS, REB, AST, FG%, 3FG%, FT%. Rows: SEA, B12, CAR.

- Freshman wing with length, range and ability to create his own shot off the dribble




Tristan Clark

F • 6-9 • 240 • So. • San Antonio, Texas

Table with 7 columns: MIN, PTS, REB, BLK, FG%, 3FG%, FT%. Rows: SEA, B12, CAR.

- Strong, skilled sophomore power forward; out for year with left-knee injury suffered vs. Iowa State (1/8)



Freddie Gillespie

F • 6-8 • 240 • RJr. • St. Paul, Minn.

Table with 7 columns: MIN, PTS, REB, BLK, FG%, 3FG%, FT%. Rows: SEA, B12, CAR.

- Former walk-on forward, sat out 2017-18 after transferring from D3 Carleton College in Northfield, Minn.

Head Coach: Scott Drew Associate Head Coach: Jerome Tang Assistant Coaches: Alvin Brooks III, John Jakus Director of Video Operations: Ty Beard Associate Director of Operations & Recruiting: Aditya Malhotra Athletic Trainer: David Chandler Special Assistant & Director of Player Personnel: Jared Nuness Director of Basketball Operations: Bill Peterson Strength Coach: Charlie Melton