

BAYLOR

BASKETBALL GAME NOTES



Follow Baylor Basketball on Twitter, Instagram and Facebook: @BaylorMBB

GAME 16

NR/NR **BAYLOR** (9-6, 1-2 Big 12) at NR/NR **OKLAHOMA STATE** (8-8, 2-2 Big 12)



Jan. 14, 2019 • 8:05 p.m. CT • Watch: ESPNU and ESPN App • Listen: ESPN Central Texas, Sirius/XM & TuneIn App
Stillwater, Okla. • Gallagher-Iba Arena (13,611) • Social Media: @BaylorMBB | #SicOSU | #1TGF

MEDIA INFORMATION

TV: ESPNU and ESPN App

Talent: Kevin Connors (pxp), Chris Spatola (analyst)

BU Radio: Baylor-IMG College / ESPN Central Texas

Talent: John Morris (pxp), David Kaye (analyst)

Satellite: XM 381, Internet 972

Social Media: @BaylorMBB | #SicOSU | #1TGF

All-Time Series Oklahoma State leads 54-28

Waco Baylor leads 19-16

Stillwater Oklahoma State leads 26-8

Neutral Oklahoma State leads 12-1

Drew Era Baylor leads 16-15

First Meeting 1917-18 – OSU 24-20 (Waco)

Last Season 1/15/18 – BU 76-60 (Waco)

2/6/18 – BU 67-56 (Stillwater)

2018-19 SCHEDULE & RESULTS

DATE	BU	OPP	OPPONENT	TV	TIME
N6	—	—	TEXAS SOUTHERN	FSSW-Alt.	L, 69-72
N10	—	—	SOUTHERN ¹	FSSW	W, 80-53
N12	—	—	PRAIRIE VIEW A&M	FSSW-Alt.	W, 91-80
N16	—	—	NICHOLLS STATE ¹	FSSW	W, 81-54
N23	—	—	vs. Ole Miss ²	CBSSN	L, 70-78
N24	—	—	vs. George Mason ²	ECTV	W, 72-61
N27	—	—	SOUTH DAKOTA	FSSW+	W, 63-57
D1	—	—	at Wichita State	CBSSN	L, 63-71
D15	—	-/rv	at Arizona	ESPN2	W, 58-49
D18	—	—	STEPHEN F. AUSTIN	FSSW-Alt.	L, 58-59
D21	—	—	OREGON	ESPN2	W, 57-47
D29	—	—	NEW ORLEANS	FSSW+	W, 84-44
J5	—	rv/rv	• at TCU	ESPNU	L, 81-85
J8	—	20/21	• IOWA STATE	ESPNEWS	W, 73-70
J12	—	7/9	• KANSAS	ESPN	L, 68-73
J14	—	—	• at Oklahoma State	ESPNU	8 p.m.
J19	—	—	• TEXAS TECH	ESPN2	5 p.m.
J21	—	—	• at West Virginia	ESPN2	8 p.m.
J26	—	—	ALABAMA ³	ESPN2/U	11 a.m.
J28	—	—	• at Oklahoma	ESPN/U	8 p.m.
F2	—	—	• TCU	ESPN2/U	7 p.m.
F6	—	—	• at Texas	LHN	7 p.m.
F9	—	—	• KANSAS STATE	ESPN/2	5 p.m.
F11	—	—	• OKLAHOMA	ESPN/2	8 p.m.
F16	—	—	• at Texas Tech	ESPN2/U	1 p.m.
F19	—	—	• at Iowa State	ESPN2/U	8 p.m.
F23	—	—	• WEST VIRGINIA	ESPN2/U	1 p.m.
F27	—	—	• TEXAS	ESPN2/U	8 p.m.
M2	—	—	• at Kansas State	ESPN2/U	7 p.m.
M6	—	—	• OKLAHOMA STATE	ESPN2/U	8 p.m.
M9	—	—	• at Kansas	ESPN/2	1 p.m.
M13-16	—	—	Big 12 Championship ⁴	TBD	TBD

SCHEDULE KEY

1 – Emerald Coast Classic (Waco, Texas); 2 – Emerald Coast Classic (Niceville, Fla.); 3 – SEC/Big 12 Challenge (Waco, Texas); 4 – Big 12 Championship (Sprint Center, Kansas City, Mo.)

Rankings: AP/Coaches; All times Central

BAYLOR ATHLETICS COMMUNICATIONS

DAVID KAYE

Assistant AD

254-709-5147 • David_Kaye@baylor.edu

STORY LINES

- Baylor hits the road to face Oklahoma State in Stillwater at 8 p.m. CT Monday.
- Monday's game will be televised on ESPNU with Kevin Connors and Chris Spatola on the call.
- Monday is the 83rd series meeting. OSU leads the series 54-28, including a 26-8 mark in Stillwater.
- BU swept the series for a 3rd straight time last year, winning 76-60 in Waco and 67-56 in Stillwater.
- BU has won 6 straight games vs. Oklahoma State, doubling its longest prior streak vs. OSU (3 in 2012-13).
- The Bears are 5-2 in their last 7 trips to Gallagher-Iba after going 3-24 prior to 2012.
- Baylor's wins in Stillwater came in 1959, 1972, 2003, 2012, 2014, 2016, 2017 and 2018.
- BU's 67-56 win in Stillwater last year beat its largest previous margin of victory at OSU (76-70 in 2014).
- BU is 11-4 vs. OSU since 2012 and 16-15 in the Drew era. Prior to Drew, BU was 12-39 vs. OSU.
- Baylor is 15-8 vs. OSU since March 2007 after going 12-46 in the previous 58 games in the series.
- BU has swept the series in 5 of the last 7 seasons after not doing so in any of the Big 12's first 15 years.
- Baylor is 30-34 in Big 12 road games since 2012, second-best in the league behind only Kansas (43-22).
- **Scott Drew** is in his 16th season in Waco and is the Bears' all-time wins leader (305-201).
- BU is coming off a 73-68 loss to No. 7 Kansas. The Bears started 0-for-15 from the field and trailed 18-2, then cut it to 24-22. BU later trailed by 20 with 4 minutes left and cut it to 4 in the final minute.
- **Makai Mason** has scored in double-figures in a career-best 7 straight (15.9 ppg, 33.0 mpg during streak).
- BU has used 5 different starting lineups and 9 different starting players over its first 15 games.
- Baylor returned 3 letterwinners from last year's team, the nation's fewest among Power-5 teams.
- **King McClure** is the lone returning senior, while **Tristan Clark** and **Mark Vital** are back as sophomores.
- BU added 9 newcomers for 2018-19, including 5 transfers (two Division I, two JuCo, one Division III).
- **Mason** is the first grad transfer in program history after graduating from Yale in May.
- **Mason** missed the first 3 games, but has played the last 12 games. He leads BU with 14.8 ppg.
- **Kegler**, a Mississippi State transfer, has started the last 9 games after missing the season's first 6 games.
- **Clark** was ruled out for the season after suffering a left-knee injury in Tuesday's win over Iowa State.
- **Vital** moved to the starting 5-spot with **Clark** out and had 8 offensive rebounds vs. Kansas (KU had 4).
- **Jared Butler** joined the starting lineup with **Clark** out and led BU with 14 points and 4 assists vs. KU.
- Baylor ranks 7th nationally in block percentage (16.6) and 36th in defensive 2-point FG pct. (.456).
- BU is 9th nationally in offensive rebounding percentage (38.0), and **Vital** ranks 16th nationally (15.5).
- **Drew** is 1 of 17 Division I coaches with 300+ wins at his current school (1 of 9 in Power-5 conferences).
- BU is 104-88 in Big 12 play in 11 seasons since 2008 after going 45-131 in the league's first 11 seasons.
- Baylor is 1 of 16 teams nationally to appear in every postseason since 2012 (5 NCAAAs, 2 NITs).
- Baylor is 22-2 when leading at halftime since the start of the 2017-18 season (7-2 this season).
- BU is 77-17 since 2015-16 when leading at any point in the 2nd half of a game (9-2 this season).
- Drew is coaching his 507th game at Baylor (305-201). His .603 winning percentage is best in BU history among coaches with 40+ games, and his teams have a .672 winning percentage since 2007-08 (271-132).

TEAM INFORMATION

BAYLOR (9-6, 1-2 Big 12)

Ranking NR – AP, NR – Coaches
Head Coach Scott Drew (Butler, 1993)
Career Record 324-212 (17th season)
BU Record 304-201 (16th season)
vs. OSU 16-15

OKLAHOMA STATE (8-8, 2-2 Big 12)

Ranking NR – AP, NR – Coaches
Head Coach Mike Boynton (South Carolina, 2003)
Career Record 29-23 (2nd season)
OSU Record 29-23 (2nd season)
vs. BU 0-2

SID Stephen Howard — stephen.howard@okstate.edu

LAST GAME STARTERS

#	P	NAME	YR	PPG	RPG	APG	MPG
10	G	Makai Mason	Sr.	14.8	2.9	2.9	32.1
3	G	King McClure	Sr.	9.8	5.3	2.4	29.9
4	F	Mario Kegler	RSO.	8.3	6.4	1.2	28.9
12	G	Jared Butler	Fr.	7.0	2.1	2.0	21.3
11	F	Mark Vital	RSO.	6.3	7.3	1.9	27.0

#	P	NAME	YR	PPG	RPG	APG	MPG
12	F	Cameron McGriff	Jr.	13.2	8.1	1.9	33.1
21	G	Lindy Waters	Jr.	11.7	4.9	2.9	33.4
4	G	Thomas Dziagwa	Jr.	10.7	2.9	1.7	28.4
13	G	Isaac Likekele	Fr.	8.1	4.6	3.1	25.1
14	F	Yor Anei	Fr.	6.1	3.9	1.9*	18.1

* - Blocks per game

PRONUNCIATIONS

John JAKUS	JAYK-us
Matthew MAYER	MYE-er
OBIM OKEKE	OH-bihm oh-KAY-kay
MACIO Teague	may-SEE-oh
Mark VITAL	VYE-tuhl

PARTICIPATION

CONSECUTIVE STARTS

17	Mark Vital
15	King McClure
12	Makai Mason
9	Mario Kegler
1	Jared Butler

CONSECUTIVE GAMES PLAYED

64	King McClure
40	Mark Vital
15	Devonte Bando, Jared Butler, Matthew Mayer
12	Makai Mason
10	Flo Thamba
9	Mario Kegler
1	Freddie Gillespie

CAREER STARTS

66	MaCio Teague (66 at UNC Asheville)
49	King McClure
44	Tristan Clark
42	Makai Mason (30 at Yale)
40	Mario Kegler (31 at Mississippi State)
33	Mark Vital
25	Freddie Gillespie (23 at Carleton)
18	Jake Lindsey
5	Devonte Bando
2	Jared Butler
1	Darius Allen

CAREER GAMES PLAYED (NCAA)

115	King McClure
104	Jake Lindsey
74	Makai Mason (62 at Yale)
67	MaCio Teague (67 at UNC Asheville)
48	Mark Vital
47	Tristan Clark
41	Mario Kegler (32 at Mississippi State)
38	Freddie Gillespie (31 at Carleton)
34	Davion Mitchell (34 at Auburn)
15	Devonte Bando, Jared Butler, Matthew Mayer
14	Flo Thamba
11	Obim Okeke
6	Darius Allen

ON THE CALL

- Monday's game will be broadcast on ESPNU with Kevin Connors and Chris Spatola calling the action.
- Connors is calling his 2nd Baylor game, while Spatola is calling his 3rd Baylor game this season and 5th overall. The pair worked together on Baylor's Jan. 8 win vs. No. 20 Iowa State, and Spatola called BU's Big 12 opener at TCU.

QUICK HITS

- Baylor is one of nine teams to be nationally ranked in each of the last 11 seasons dating back to 2007-08 – Baylor, Duke, Gonzaga, Kansas, Kentucky, Louisville, Michigan State, Notre Dame and North Carolina.
- BU is 39-68 against AP-ranked teams since 2007-08 after going 0-27 in Drew's first 4 rebuilding seasons.
- Baylor has defeated 6 top-10 teams in the last two seasons entering 2018-19.
- Baylor is 11-22 against AP Top 10 teams since March 2012. BU started the Drew era 1-26 vs. top-10.
- Baylor has won 89% of its games when leading at the half since 2011-12 (140-18).
- Baylor is 180-85 over the last 7 seasons, averaging 24.4 wins per season since 2012.
- Baylor's 180 wins since 2011-12 are second-most in the Big 12 behind only Kansas (224).
- Baylor is 271-132 since 2007-08, the first year Drew's staff had a full allotment of scholarships.
- Baylor has the nation's 11th-longest active streak with at least one 3-point FG made in 884 straight games.

SERIES HISTORY VS. OKLAHOMA STATE

- Monday's game is the 83rd all-time meeting between Baylor and OSU. BU trails 28-54 in the series
- Baylor is 8-26 all-time in Stillwater, but the Bears have are 5-2 in their last 7 trips to Gallagher-Iba Arena.
- Baylor is 16-8 against OSU since March 2007 after going 12-46 vs. the Cowboys from 1917 through 2006.
- BU swept the series vs. OSU last year for the 5th time (2012, 2014, 2016, 2017, 2018) – all in the last 8 seasons.
- OSU has swept the series 8 times, but only once since 2006 (1999, 2000, 2001, 2002, 2004, 2005, 2006, 2015).
- The home team has won 16 of 22 regular-season series meetings since 2008.

NON-CONFERENCE HIGHLIGHTS

- Baylor went 8-4 in non-conference play, marking a 13th consecutive season entering Big 12 play at 8-4 or better.
- BU held Oregon to 47 points on Dec. 15, the Ducks' fewest in a game since scoring 46 vs. Cal on Feb. 21, 2013.
- BU won 58-49 at Arizona on Dec. 1, becoming the first team to hold UA below 50 points since Feb. 26, 2011.
- The win at Arizona snapped the Wildcats 52-game non-conference home winning streak.
- With the wins at Arizona and vs. Oregon, Baylor improved to 11-4 vs. the Pac-12 in the Drew era.
- Baylor is 34-9 in games against non-Big 12 teams over the last 3 seasons, including home victories against No. 4 Oregon, No. 7 Xavier and vs. Oregon, neutral site wins vs. No. 10 Louisville, vs. No. 24 Michigan State, vs. VCU, vs. USC, vs. Wisconsin and vs. Creighton and road wins at Arizona and Ole Miss.

TWENTY-ONE WINS VS. RANKED TEAMS IN LAST FOUR-PLUS SEASONS

- Baylor has gone 21-28 against ranked teams since the start of the 2014-15 season (1-1 this season).
- BU is 39-68 against AP-ranked teams since 2007-08 after going 0-27 in Drew's first four rebuilding seasons.
- Baylor has won multiple games vs. AP Top 25 teams in each of the last 11 seasons entering 2018-19. The Bears have defeated at least five ranked teams in four of the last five seasons dating back to 2013-14.
- BU has knocked off six AP top-10 teams in the last 3 seasons (6-7 vs. AP Top 10).

2018-19 BAYLOR BASKETBALL ROSTER

NO.	NAME	POS	HT	WT	CL.-EXP.	HOMETOWN/PREVIOUS SCHOOL
0	Flo Thamba	F	6-10	245	Fr.-HS	Kinshasa, Democratic Republic of Congo/Mountain Mission School [Va.]
1	Darius Allen	G	6-4	205	Jr.-JC	Melbourne, Fla./Chaminade-Madonna Prep (Palm Beach [Fla.] State)
2	Devonte Bando	G	6-3	195	Jr.-JC	Brampton, Ont./Faith Baptist HS (Hutchinson [Kan.] CC)
3	King McClure	G	6-3	215	Sr.-3L	Dallas, Texas/Triple A Academy
4	Mario Kegler	G/F	6-7	230	RSo. ¹ -SQ	Jackson, Miss./Oak Hill Academy (Mississippi State)
5	MaCio Teague	G	6-3	190	Jr. ² -TR	Cincinnati, Ohio/Walnut Hills HS (UNC Asheville)
10	Makai Mason	G	6-1	185	RSr. ³ -TR	Greenfield, Mass./Hotchkiss School (Yale)
11	Mark Vital	G/F	6-5	230	RSo. ⁴ -1L	Lake Charles, La./Advanced Prep International
12	Jared Butler	G	6-3	185	Fr.-HS	Reserve, La./Riverside Academy
13	Jackson Moffatt	G/F	6-6	210	Fr.-HS	Magnolia, Texas/Magnolia HS
15	Obim Okeke	G	6-0	225	Jr.-SQ	Las Vegas, Nev./Bishop Gorman HS
22	Jake Lindsey	G	6-5	200	Sr.-3L	Houston, Texas/Olympus HS [Utah]
24	Matthew Mayer	G/F	6-9	200	Fr.-HS	Austin, Texas/Westlake HS
25	Tristan Clark	F	6-9	240	So.-1L	San Antonio, Texas/Wagner HS
33	Freddie Gillespie	F	6-8	240	RJr. ⁵ -SQ	St. Paul, Minn./East Ridge HS (Carleton)
45	Davion Mitchell	G	6-1	200	So. ⁶ -TR	Hinesville, Ga./Liberty County HS (Auburn)

^ - sat out 2016-17 as redshirt * - sat out 2017-18 as redshirt # - will sit out 2018-19 to satisfy NCAA transfer rules

COACHING & SUPPORT STAFF

Head Coach: Scott Drew (Butler, 1993), 17th season overall, 16th season at Baylor
Associate Head Coach: Jerome Tang (Charter Oak State, 2007), 16th season
Assistant Coaches: Alvin Brooks III (Idaho State, 2002), 3rd season; John Jakus (Trinity International, 1999), 2nd season
Special Assistant & Director of Player Development: Jared Nuness (Valparaiso, 2001), 9th season
Director of Operations: Bill Peterson (Eckerd, 1979), 2nd season
Associate Director of Operations & Recruiting: Aditya Malhotra (Baylor, 2006), 6th season
Director of Video Operations: Ty Beard (Baylor, 2009), 2nd season

A WIN WOULD ...

- Be **Scott Drew's** 306th win at Baylor and the 326th of his Division I coaching career.
- Improve BU's record to 78-41 during **King McClure's** 4-year career and 75-41 in games McClure has played.
- Extend Baylor's winning streak against Oklahoma State to 7 straight, more than double its previous long streak vs. OSU.
- Improve Baylor's record against OSU to 29-54 overall, including 17-15 in the Drew era and 9-26 in Stillwater.
- Make Baylor 16-8 vs. OSU since March 2007 (including 12-4 since 2012) after going 12-46 in the prior 58 games.
- Make Baylor 6-2 in Stillwater since 2012 after going 3-24 in its first 27 trips to Gallagher-Iba Arena.
- Improve Baylor's record to 105-88 in Big 12 play since 2008 after going 45-131 in the league's first 11 seasons.

DREW ERA HIGHLIGHTS

- Drew is coaching his 507th game at Baylor (305-201). His .603 winning percentage is best in BU history, and he's the program's all-time wins leader by 104 victories over the next closest coach.
- Baylor has a .672 winning percentage (271-132) since Drew's first year with no scholarship restrictions in 2007-08 and a .679 winning percentage (180-85) over the last 7 seasons since 2011-12.
- In Drew's 16 seasons as Baylor head coach, BU has been ranked in 211 of 507 games. Prior to Drew, BU was ranked in 2 of 2,197 games over 97 seasons. In 10 seasons since 2008-09, BU has been ranked in 208 of 372 games.
- BU has graduated 91 percent of its scholarship seniors since Drew took over in 2003 (31 of 34).
- In Drew's first 15 seasons at Baylor, 38 players have gone on to professional careers.
- Baylor has won 5 tournament titles under Drew — 2007 Paradise Jam, 2011 Las Vegas Classic, 2013 Postseason NIT, 2016 Battle 4 Atlantis and 2017 Hall of Fame Classic. BU is 20-4 in regular-season tournaments since 2013-14.

CLARK OUT FOR SEASON WITH LEFT KNEE INJURY

- Sophomore forward **Tristan Clark** is out for the year after suffering a left-knee injury in the Jan. 8 win over Iowa State.
- **Clark** started the first 14 games this season and was leading the nation with a .737 field goal percentage, which was on pace to become the 4th-best single-season mark in NCAA Division I history.
- **Clark** averaged 14.6 points, 6.3 rebounds, 2.4 blocks, 1.7 assists and 1.1 steals in 29.8 minutes per game prior to the injury. At the time of the injury, he was 7th in the Big 12 in scoring, 9th in rebounding and 3rd in blocks.

MCCLURE LEADING AS LONE RETURNING SENIOR

- Senior **King McClure**, Baylor's lone player with 3+ years in the program. He has played in 115 games at Baylor, while his teammates who played in Saturday's game against Kansas have combined to play 135 games at BU.
- **McClure** slid to the starting 3-spot with **Clark's** injury and grabbed 10 rebounds against Kansas. He's made 2 starts this season at the 1-spot, 9 starts at the 2-spot and 4 starts at the 3-spot.
- **McClure** has posted 20+ points 3 times this season after doing so in 1 of 100 games over his first 3 years.
- **McClure** set a program record for rebounds by a guard when he grabbed 14 boards against George Mason (11/24).

MASON BATTLING THROUGH INJURED ANKLE

- **Makai Mason** has started the last 12 games after missing the majority of the previous 2+ seasons due to injury.
- Mason played in only 1 game over his last two seasons at Yale before joining the Bears as a grad transfer. He also missed the first 3 games at Baylor with an ankle injury before debuting as the first grad transfer in program history on Nov. 16.
- Mason leads the team with 14.8 points, 2.9 assists and 32.1 minutes per game.
- Mason led the Bears to a huge road win at Arizona (12/15) with a game-high 22 points and career-high 7 rebounds.
- Mason has a season-high 25 points in the win over No. 20 Iowa State (1/8), including 7 points in the final 2 minutes.
- He has scored 10+ points in 11 of 12 games played, including 4 games with 18+ points.

VITAL DOING THE DIRTY WORK

- Despite being undersized at 6-foot-5, **Mark Vital** slid to the starting 5-spot with **Tristan Clark** out. Vital leads the Big 12 with 3.7 offensive rebounds per game, ranks 6th in rebounding (7.3 rpg) and 30th in minutes (27.0 mpg).
- Vital had 10 points and 9 rebounds Saturday vs. Kansas. He had twice as many offensive rebounds (8) as Kansas (4).
- Vital has scored in double-figures in 3 of the last 5 games after doing so in 2 of his first 10 games this season.
- Vital ranks 11th nationally in free throw rate (84.0). He has attempted more free throws (63) than 2-point FGs (60).
- Vital posted 17 rebounds in Baylor's win at Arizona, which were 3 more than all Arizona players combined (14).

KEGLER SETTLING IN AFTER LONG LAYOFF

- **Mario Kegler** went 629 days between games after sitting out the 2017-18 following his transfer from Mississippi State and then missing the first 6 games this season.
- Kegler had started the last 9 games and shown significant improvement shooting in the last 4 games. After going a combined 15-of-47 (32%) from the field in his first 5 games, he's shot 14-of-34 (41%) in the last 4 games.
- Kegler had a career-high 10 rebounds, 7 points, 2 assists, 1 block and 1 steal in the win over No. 20 Iowa State.
- Kegler has played at 22+ minutes and grabbed 5+ rebounds in all 9 games played this season.

BUTLER MANAGING GAME OFF BENCH

- Freshman guard **Jared Butler** leads the team with a 1.67 assist-to-turnover ratio (30a/18t). He's played in all 15 games and joined the starting lineup at the 2-spot with **Tristan Clark's** injury.
- Butler led the team with 14 points, 4 assists and four 3-pointers made in 31 minutes of Saturday's game vs. KU.
- In his last 4 games, Butler has posted 16 assists and just 7 turnovers, averaging 9.0 ppg and 4.0 apg.
- Butler has scored in double-figures 4 times (3 off bench), including games with 22 and 16 points off the bench.
- Butler played a crucial role in Baylor's win over Oregon on Dec. 21, playing the final 9:32 without coming off the floor.

@BAYLORMBB



SCOTT DREW
HEAD COACH
16TH SEASON

THE DREW FILE

PERSONAL

Birthdate: Oct. 23, 1970
Birthplace: Kansas City, Mo.
Family: Wife, Kelly; daughter Mackenzie, sons Peyton and Brody

EDUCATION

College: Butler, 1993; Valparaiso, 1994 (Master's)

COACHING EXPERIENCE

1993-01 Valparaiso (assistant coach)
2001-02 Valparaiso (associate head coach)
2002-03 Valparaiso (head coach)
2003-pres. Baylor (head coach)

THE DREW WORKSHEET

YEAR	SCHOOL	OVERALL	CONF.
2002-03	Valparaiso	20-11	12-2
2003-04	Baylor	8-21	3-13
2004-05	Baylor	9-19	1-15
2005-06‡	Baylor	4-13	4-12
2006-07	Baylor	15-16	4-12
2007-08	Baylor ¹	21-11	9-7
2008-09	Baylor ²	24-15	5-11
2009-10	Baylor ¹	28-8	11-5
2010-11	Baylor	18-13	7-9
2011-12	Baylor ¹	30-8	12-6
2012-13*	Baylor ²	23-14	9-9
2013-14	Baylor ¹	26-12	9-9
2014-15	Baylor ¹	24-10	11-7
2015-16	Baylor ¹	22-12	10-8
2016-17	Baylor ¹	27-8	12-6
2017-18	Baylor ²	19-15	8-10
2018-19	Baylor	9-6	1-2
TOTAL	17th season	325-212	126-143
BAYLOR	16th season	305-201	114-141

‡ Baylor played no non-conference schedule due to NCAA sanctions.
* Two of Baylor's wins were credited to interim head coach Jerome Tang.
¹ NCAA Tournament Appearances | ² NIT Appearances

DREW VS. 2018-19 OPPONENTS

OPPONENT	CAREER
Alabama	0-1
Arizona	1-0
George Mason.....	1-0
Iowa State.....	13-12
Kansas	4-23
Kansas State.....	11-14
New Orleans	1-0
Nicholls State.....	1-0
Oklahoma	10-22
Oklahoma State.....	16-15
Ole Miss	1-1
Oregon.....	2-1
Prairie View A&M.....	9-0
South Dakota.....	1-0
Southern.....	9-0
Stephen F. Austin	2-2
Texas	15-20
TCU	11-3
Texas Southern.....	8-1
Texas Tech.....	17-12
West Virginia	8-7
Wichita State.....	1-2
CAREER W-L TOTAL	325-212

MISCELLANEOUS STATISTICS

Current Streak.....	Lost 1
Current Home Streak.....	Lost 1
Current Road/Neutral Streak.....	Lost 1
Last Win.....	Jan. 8 vs. Iowa State (73-70)
Last Home Win.....	Jan. 8 vs. Iowa State (73-70)
Last Away Win.....	Dec. 15 at Arizona (58-49)
Last Loss.....	Jan. 12 vs. Kansas (68-73)
Last Home Loss.....	Jan. 12 vs. Kansas (68-73)
Last Away Loss.....	Jan. 5 at TCU (81-85)

2018-19 RECORD BY STARTING LINEUP

Mason (g), McClure (g), Kegler (f), Vital (f), Clark (f).....	5-3
Mason (g), McClure (g), Bando (g), Vital (f), Clark (f).....	2-1
McClure (g), Bando (g), Vital (f), Clark (f), Gillespie (f).....	2-0
Butler (g), McClure (g), Allen (g), Vital (f), Clark (f).....	0-1
Mason (g), Butler (g), McClure (g), Kegler (f), Vital (f).....	0-1

RECORD WHEN...

	2018-19		DREW
	ALL	B12	ERA
Leading or tied at halftime	7-2	1-0	245-45
Trailing at halftime	2-4	0-2	62-156
Shoot 50 percent or higher	2-0	0-0	145-12
Shoot lower than 50 percent	7-6	1-2	162-189
Shoot higher pct than opponent	8-1	0-0	270-27
Shoot lower percentage than opp	1-5	1-2	37-174
Opp. shoot lower than 50 percent	8-4	0-0	292-107
Opp. shoot 50 percent or higher	1-2	1-2	15-94
Score fewer than 60 points	2-1	0-0	11-50
Score 60-plus points	7-5	1-2	296-151
Score 70-plus points	6-2	1-1	258-65
Score 80-plus points	5-1	1-1	131-12
Score 90-plus points	1-0	0-0	56-3
Score 100-plus points	0-0	0-0	20-0
Opp. score fewer than 50 points	3-0	0-0	32-1
Opp. score fewer than 60 points	6-1	0-0	113-9
Opp. score fewer than 70 points	7-1	0-0	215-51
Opp. score fewer than 80 points	8-5	1-1	289-136
Opp. score 80-plus points	1-1	0-1	18-65
Opp. score 90-plus points	0-0	0-0	3-19
More rebounds than opponent	8-4	1-2	233-75
Equal/fewer rebounds than opp.	1-2	0-0	74-126
40+ rebounds	4-2	0-1	121-30
Fewer than 40 rebounds	5-4	1-1	186-171
Fewer turnovers than opp.	4-2	0-0	151-65
Equal/more turnovers than opp.	5-4	1-2	156-136
Games decided by 5 or fewer pts	1-4	1-2	63-59
OT games	0-0	0-0	18-5
Games as AP ranked team	0-0	0-0	148-63
Games vs. AP ranked opponents	1-1	1-1	39-95
Games following a loss	5-1	1-0	102-93
Games following a win	4-4	0-2	204-109
More points in paint than opp.	7-6	0-2	222-82
Equal/fewer pts in paint than opp.	2-0	1-0	85-119
More points off TO than opp.	4-2	0-1	184-68
Equal/fewer pts off TO than opp.	5-4	1-1	123-133
More bench points than opp.	6-5	0-2	179-99
Equal/fewer bench points than opp.	3-1	1-0	128-102
More 2nd-chance points than opp.	7-4	1-2	174-105
Equal/fewer 2nd-ch. pts than opp.	2-2	0-0	133-96
Playing in November	5-2	0-0	72-14
Playing in December	3-2	0-0	73-19
Playing in January	1-2	1-2	63-63
Playing in February	0-0	0-0	55-65
Playing in March	0-0	0-0	42-39
Playing in April	0-0	0-0	2-1

MAYER SCORING AT HIGH RATE OFF BENCH

- Freshman wing **Matthew Mayer** ranks 2nd on the team with an average of 19.4 points per 40 minutes.
- Mayer has scored in double-figures off the bench 4 times, including two games with as many points as minutes – 18 points in 18 minutes vs. Nicholls State and 17 points in 14 minutes at TCU.
- Mayer has played turnover-free in 10 of 15 games and has 8 assists and 2 turnovers over his last 9 games.

BIG 12'S SECOND-BEST ROAD MARK SINCE 2012

- Baylor is 30-34 in Big 12 road games since 2012, second-best in the league behind only Kansas (43-22).
- BU is 21-25 in Big 12 road games since 2014, trailing only Kansas (30-17) and West Virginia (22-24).

LAST 8 YEARS (2012-PRES.)

Kansas – 43-22
Baylor – 30-34
West Virginia – 25-30
Iowa State – 24-40
Kansas State – 24-41
Oklahoma – 19-45
Oklahoma State – 19-46
Texas – 18-46
Texas Tech – 11-54
TCU – 6-49

LAST 6 YEARS (2014-PRES.)

Kansas – 30-17
West Virginia – 22-24
Baylor – 21-25
Iowa State – 17-29
Oklahoma – 15-31
Texas – 13-33
Kansas State – 13-34
Oklahoma State – 13-34
Texas Tech – 10-37
TCU – 6-40

PROTECTING HALFTIME LEADS

- Baylor went 15-0 last season when leading at halftime and is 25-2 in its last 27 games when leading at the half.
- Baylor has won 89% of its games (140-18) when leading at the half since 2011-12 (7-2 in 2018-19, 15-0 in 2017-18, 18-3 in 2016-17, 18-2 in 2015-16, 21-7 in 2014-15, 18-2 in 2013-14, 17-1 in 2012-13 and 26-1 in 2011-12).
- BU has won 37% of games in which its been tied or trailing at the half since 2011-12, going 40-67 in those.
- BU has led at halftime in 158 of 265 games over the last eight seasons, and BU is 180-85 since 2011-12.

ONE OF THE GREATEST REBUILDS IN NCAA HISTORY

- **Scott Drew** became Baylor head coach in 2003, starting of one of the greatest rebuilds in NCAA history.
- Drew is now in his 16th season at Baylor and is the school's all-time wins leader (305).
- Baylor is one of nine teams to be nationally ranked in each of the last 11 seasons dating back to 2007-08 – Baylor, Duke, Gonzaga, Kansas, Kentucky, Louisville, Michigan State, Notre Dame and North Carolina.
- Baylor has had a nation-leading four players selected in the NBA Draft since 2010 who weren't ranked in the ESPN100 out of high school – Quincy Acy, Ekpe Udoh, Pierre Jackson and Taurean Prince.
- Six Baylor players have been selected in the last six NBA Drafts, 10th-most nationally.
- In Drew's first 15 seasons at Baylor, 38 players have gone on to professional careers.
- Drew (48) is the youngest of 11 coaches to take his current program to four Sweet 16s since 2010.
- The Bears have advanced to postseason play in a school-record seven straight seasons (5 NCAA, 2 NIT).
- BU is 20-4 in regular-season tournaments since 2013-14, including wins in 14 of its last 15 games.
- Drew has won 20+ games in nine of the last 11 years – the Bears had 3 seasons of 20+ wins prior to his arrival.

TWO BIG DEFICITS TOO MUCH VS. NO. 7 KANSAS IN FIRST GAME WITHOUT CLARK

- Baylor lost 73-68 vs. No. 7 Kansas in its first game without **Tristan Clark** on Jan. 12. The Bears started 0-of-15 from the field and fell behind 18-2, then cut that deficit to 24-22 late in the first half.
- KU closed the half on an 11-3 run to take a 10-point halftime lead, and the Bears fell behind by as many as 23.
- BU trailed 68-48 with 4 minutes left and mounted a ferocious comeback to cut it to 72-68 in the final minute.
- Baylor out-rebounded Kansas 49-30, including 26-4 in offensive boards. **Mark Vital** had twice as many offensive rebounds (8) as the entire Kansas team (4) and finished with 10 points and 9 boards in his first start at the 5-spot.
- **Jared Butler** led BU with 14 points and 4 assists in his first start since the season opener.

BEARS CLOSE STRONG TO BEAT NO. 20 IOWA STATE

- **Makai Mason** scored 7 of his game-high 25 points in the final 2 minutes, helping BU beat No. 20 Iowa State 73-70 on Jan. 8. Mason hit the game-tying bucket with 1:48 to play, then gave BU the lead for good with 38 seconds left.
- The Bears won despite shooting 6.4% lower (BU-.436; ISU-.500) and attempting one fewer field goal than Iowa State. BU went a season-best 17-of-20 at the free throw line.
- **Devonte Bando** had 13 points off the bench, including 2 free throws with 5 seconds left to give BU a 3-point lead.

RALLY FROM 19 DOWN FALLS SHORT IN BIG 12 OPENER AT TCU

- Baylor rallied from 19 points down in the 2nd half to cut TCU's lead to 82-81 with 18 seconds left, but the Bears missed a potential game-tying 3-pointer with 8 seconds remaining and fell 85-81 in their Big 12 opener on Jan. 5.
- BU trailed by 12 at the break and got back in the game despite TCU shooting 65% in the 2nd half. BU's 53 points in the 2nd half were its most in a half in a Big 12 game since scoring 60 at in the 2nd half at Iowa State on Jan. 9, 2016.
- **Matthew Mayer** posted 17 points in 14 minutes off the bench, while **Tristan Clark** had 18 points, 6 rebounds and 4 assists, and **Makai Mason** recorded 15 points and 3 assists.

BEARS CAP NON-CONFERENCE PLAY WITH 40-POINT WIN OVER NEW ORLEANS

- **Tristan Clark** posted 17 points on 8-of-9 shooting, added 12 rebounds, 5 blocks and 2 steals to lead the Bears to an 84-44 win over New Orleans on Dec. 29. With his effort, Clark picked up Big 12 Player of the Week honors.
- All five Baylor starters posted multiple steals, as the Bears tied season-highs with 14 steals and 12 blocks.
- BU also had a season-high 22 assists. **Jared Butler** had 16 points and 6 assists in 25 minutes off the bench.

STRONG DEFENSIVE EFFORT LEADS BAYLOR PAST OREGON

- Baylor posted a strong defensive effort to earn a 57-47 win over Oregon on Dec. 21.
- BU held Oregon to 16 first-half points and limited the Ducks to their fewest points in a game since Feb. 21, 2013.
- Baylor built a 20-5 lead and led by 16 points in the 2nd half before a furious Oregon rally cut it to 47-45 with 3:32 to play. BU closed the game on a 10-2 run, with **Makai Mason** scoring 6 of his 14 points during the closing run.

BEARS FALL ON BUZZER-BEATER AFTER SFA'S LATE RALLY

- Baylor fell at the buzzer, 59-58, against SFA on Dec. 18. The Bears led 57-49 with 3 minutes left, but SFA closed on a 10-1 run capped by Shannon Bogue's 3-pointer with 40 seconds remaining and layup at the buzzer.
- BU led 33-25 at the half, but SFA began the 2nd half on a 9-0 run to take a 34-33 lead.
- Baylor's 7 possessions in the final 3 minutes included 2 turnovers, 0-of-3 field goals and 1-of-4 at the foul line.
- **Tristan Clark** went a perfect 9-of-9 from the field for 24 points, and **Mark Vital** added 12 rebounds and 5 steals.

BAYLOR SNAPS ARIZONA'S 52-GAME NON-CONFERENCE HOME WINNING STREAK

- An incredible rebounding effort helped the Bears record a marquee non-conference road win at Arizona, snapping the Wildcats' 52-game non-conference home winning streak with a 58-49 win on Dec. 15 in Tucson.
- Baylor became the first team to hold Arizona below 50 points since 2011 and the first to do so in Tucson since 2009.
- BU out-rebounded Arizona 51-19, and **Mark Vital's** 17 rebounds were 3 more than all 9 Arizona players combined (14 player rebounds, 5 team rebounds). The Bears had 19 offensive rebounds and led 19-2 in second-chance points.
- **Makai Mason** posted a game-high 22 points and a career-best 7 rebounds to lead the Bears to victory.

LATE RALLY FROM 33 DOWN FALLS SHORT AT WICHITA STATE

- Baylor fell behind by 33 points last in the first half at Wichita State (42-9), and though the Bears rallied to cut the deficit to 5 points with 3:45 remaining, BU wouldn't get any closer in a 71-63 loss on Dec. 1.
- The Bears were down 44-15 at the half, matching the fewest points in any half during the Drew era.
- BU still trailed 59-39 with 7:15 remaining, but the Bears went on a 16-1 run to cut the deficit to 60-55 at 3:45.
- Baylor had only 5 assists on 23 field goals, but BU forced 15 turnovers and held Wichita State to 39% shooting.

LATE RUN PROPELS BEARS PAST SOUTH DAKOTA IN KEGLER'S DEBUT

- **Mario Kegler** made his Baylor debut 629 days after playing his last game at Mississippi State, and he helped the Bears overcome a late 6-point deficit in a 63-57 win over South Dakota on Nov. 27.
- The Bears trailed for more than 30 minutes in the game and faced a 57-51 deficit with 5 minutes to play, but BU held South Dakota scoreless the rest of the way on 0-of-10 shooting, closing on a 12-0 run to take the win.
- BU had 12 blocks as a team, tied for 4th-most in program history (Clark-6, Kegler-3, Vital-2, Butler-1).
- **Kegler** found **Mark Vital** for a game-tying layup with 3 minutes left, and **Makai Mason** scored the final 6 points.
- **King McClure** had a team-high 15 points, while **Kegler** had 12 points, 6 rebounds and 3 blocks, **Mason** added 10 points and 4 assists, **Vital** contributed 7 points and 9 rebounds and **Tristan Clark** blocked a career-high 6 shots.

MCCLURE GOES OFF IN WIN OVER GEORGE MASON

- **King McClure** posted career-highs of 27 points and 14 rebounds for his career-first double-double to lead Baylor to a 72-61 win over George Mason on Nov. 24 at the Emerald Coast Classic.
- **McClure** set a school record for rebounds by a guard and became the first BU guard to record a points-rebounds double-double since Kenny Chery had 20 points, 10 rebounds and 12 assists in an OT win vs. K-State on Feb. 15, 2014.
- **McClure** also recorded a game-high 4 assists and went 5-of-11 from 3-point range. The rest of the team combined to shoot 1-of-15 from downtown. **Makai Mason** had his second-consecutive 18-point game

CLARK'S CAREER DAY NOT ENOUGH VS. OLE MISS

- **Tristan Clark** scored a career-high 27 points on 11-of-13 shooting a career-high 35 minutes, but it wasn't enough as Ole Miss jumped out to an early lead and held on for a 78-70 win in the Emerald Coast Classic on Nov. 23.
- BU trailed 18-5 early, but the Bears recovered to take a 1-point lead with 1 minute left in the 1st half.
- Ole Miss scored the final 5 points of the first half to take a 4-point lead to the break, and the Bears couldn't get closer than 2 points the rest of the way.
- **Makai Mason** scored 18 points and had a game-high 5 assists in 35 minutes.

SECOND-MOST WINS AMONG BIG 12 TEAMS LAST 8 YEARS

- Baylor's 180-85 record since 2011-12 trails only Kansas (224-52) among Big 12 teams (thru 1/13/19).
- Iowa State (172-85) is 3rd, West Virginia (162-96) is 4th, Kansas State (159-95) is 5th, Oklahoma (154-94) is 6th, Texas (140-113) is 7th, Oklahoma State (139-110) is 8th, TCU (126-124) is 9th and Texas Tech (124-118) is 10th.
- Baylor has averaged 24.4 wins per season over six seasons since 2011-12.

DOUBLE-FIGURE GAMES

POINTS	18-19	CAREER
Makai Mason	11	46 (35 at Yale)
Tristan Clark	11	21
King McClure	6	32
Mark Vital	5	14
Mario Kegler	4	20 (16 at Mississippi State)
Devonte Bando	4	4
Jared Butler	4	4
Matthew Mayer	4	4
Freddie Gillespie	—	14 (14 at Carleton)

REBOUNDS	18-19	CAREER
Mark Vital	3	5
King McClure	2	2
Tristan Clark	1	3
Mario Kegler	1	1
Freddie Gillespie	—	9 (9 at Carleton)

DOUBLE-DOUBLES	18-19	CAREER
Tristan Clark	1	3
Mark Vital	1	1
King McClure	1	1
Freddie Gillespie	—	4 (4 at Carleton)

20+ POINTS	18-19	CAREER
King McClure	3	4
Makai Mason	2	11 (9 at Yale)
Tristan Clark	2	2
Devonte Bando	1	1
Jared Butler	1	1
Freddie Gillespie	—	1 (1 at Carleton)

GAME TRENDS

	W/L	SCORE	TIME LEADING	TIME TRAILING	TIME TIED
Texas So.	L	69-72	36:20	2:18	1:22
Southern	W	80-53	35:26	1:28	3:06
PVAMU	W	91-80	38:41	—	1:19
Nicholls St.	W	81-54	36:00	3:12	0:48
vs. Ole Miss	L	70-78	0:32	36:09	3:19
vs. GMU	W	72-61	29:55	8:18	1:47
South Dakota	W	63-57	8:05	30:13	1:42
at Wichita State	L	63-71	—	38:16	1:44
at Arizona	W	58-49	14:50	17:01	8:09
SFA	L	58-59	27:47	6:35	5:38
Oregon	W	57-47	38:25	0:50	0:45
New Orleans	W	84-44	31:53	5:22	2:45
at TCU	L	81-85	0:21	37:43	1:56
Iowa State	W	73-70	22:47	12:31	4:42
Kansas	L	68-73	0:19	38:25	1:16
TOTAL			321:21	238:21	40:18

LARGEST LEADS & DEFICITS

	W/L	SCORE	HALFTIME MARGIN	LARGEST LEAD	LARGEST DEFICIT
Texas So.	L	69-72	+13 (40-27)	+17	-3
Southern	W	80-53	+3 (31-27)	+29	-2
PVAMU	W	91-80	+11 (47-36)	+18	—
Nicholls St.	W	81-54	+16 (37-21)	+40	-2
vs. Ole Miss	L	70-78	-4 (39-43)	+2	-13
vs. GMU	W	72-61	+1 (28-27)	+14	-4
South Dakota	W	63-57	-2 (27-29)	+6	-9
at Wichita State	L	63-71	-29 (15-44)	—	-33
at Arizona	W	58-49	-3 (20-23)	+11	-6
SFA	L	58-59	+8 (33-25)	+10	-3
Oregon	W	57-47	+12 (28-16)	+16	-2
New Orleans	W	84-44	+16 (37-21)	+45	-3
at TCU	L	81-85	-12 (28-40)	+2	-19
Iowa State	W	73-70	+8 (38-30)	+8	-7
Kansas	L	68-73	-10 (25-35)	+2	-23

SEASON HONORS

TRISTAN CLARK

Big 12 Player of the Week (Dec. 31)
Emerald Coast Classic All-Tournament Team

SPECIALTY STATISTICS

(PP - Points in the paint; POT - Points off turnovers;
2nd - Second chance points; BP - Points off the bench)

OPPONENT	[BAYLOR-OPPONENT]			
	PP	POT	2ND	BP
Texas Southern	42-32	20-14	15-11	21-5
Southern	36-24	33-4	14-6	33-16
Prairie View A&M	38-20	17-23	10-12	33-17
Nicholls State	28-14	15-8	22-13	31-21
vs. Ole Miss	38-30	9-20	4-13	25-13
vs. George Mason	22-22	19-21	10-2	11-8
South Dakota	28-26	10-12	9-19	11-9
at Wichita State	32-26	18-20	15-19	11-23
at Arizona	32-18	2-11	19-2	10-13
SFA	28-22	11-14	16-7	11-5
Oregon	34-12	15-10	12-2	4-9
New Orleans	40-18	33-11	19-11	36-18
at TCU	44-38	8-15	11-6	21-15
Iowa State	24-32	7-9	13-5	15-16
Kansas	32-24	17-15	14-5	24-13
BAYLOR TOTAL	498	234	203	297
Baylor Average	33.2	15.6	13.5	19.8
OPP TOTAL	358	207	133	201
Opp Average	23.9	13.8	8.9	13.4

GAME-BY-GAME STARTERS

	1	2	3	4	5
Texas So.	Butler	McClure	Allen	Vital	Clark
Southern	McClure	Bandoo	Vital	Clark	Gillespie
PVAMU	McClure	Bandoo	Vital	Clark	Gillespie
Nicholls St.	Mason	Bandoo	McClure	Vital	Clark
vs. Ole Miss	Mason	Bandoo	McClure	Vital	Clark
vs. GMU	Mason	Bandoo	McClure	Vital	Clark
South Dakota	Mason	McClure	Kegler	Vital	Clark
at Wichita St.	Mason	McClure	Kegler	Vital	Clark
at Arizona	Mason	McClure	Kegler	Vital	Clark
SFA	Mason	McClure	Kegler	Vital	Clark
Oregon	Mason	McClure	Kegler	Vital	Clark
New Orleans	Mason	McClure	Kegler	Vital	Clark
at TCU	Mason	McClure	Kegler	Vital	Clark
Iowa State	Mason	McClure	Kegler	Vital	Clark
Kansas	Mason	Butler	McClure	Kegler	Vital

BEARS PICKED 9TH IN BIG 12 PRESEASON COACHES POLL

- Baylor was picked 9th in the 2019 Big 12 Preseason Coaches Poll, ahead of only Oklahoma State.
- BU received 20 points, one point back of Oklahoma in 8th and 10 points ahead of 10th place Oklahoma State.
- Baylor’s 9th-place projection is the lowest the Bears have been picked since 2009-10, when BU was tabbed 10th, won 28 games and tied for second place in the league before advancing to the NCAA Tournament Elite Eight.

SEVEN CONSECUTIVE POSTSEASON BERTHS

- Baylor is on a school-record streak of seven consecutive postseason berths, matching the total number of postseason berths in the program’s 97 seasons prior to the **Scott Drew** era.
- Baylor is 1 of 16 teams to appear in every postseason since 2012, joining Arizona, BYU, Cincinnati, Duke, Gonzaga, Iowa, Kansas, Kentucky, Michigan State, New Mexico State, North Carolina, Oregon, Saint Mary’s, Virginia and Wichita State.
- The Bears earned NCAA Tournament bids in 2012, 2014, 2015, 2016 and 2017 and NIT bids in 2013 and 2018.
- Baylor has made postseason appearances in 10 of 11 seasons since 2008. Prior to that, Baylor’s only postseason berths were in 1946 (NCAA), 1948 (NCAA), 1950 (NCAA), 1987 (NIT), 1988 (NCAA), 1990 (NIT) and 2001 (NIT).
- Baylor is 20-9 in postseason national tournaments during the Drew era after going 3-9 prior to Drew’s arrival.

GRADUATING 91 PERCENT OF SENIORS

- Since **Scott Drew** took over the Baylor Basketball program in 2003, 31 of 34 scholarship players who have played their fourth years under Drew have graduated from Baylor.
- **King McClure** officially graduated from Baylor on Dec. 15, the same day the Bears won at Arizona. He’ll be recognized during the Dec. 29 home game against New Orleans.
- Players recruited by Drew to graduate at Baylor: Tim Bush, Patrick Fields, Aaron Bruce, Mamadou Diene, Delbert Simpson, Curtis Jerrells, Henry Dugat, Kevin Rogers, Tweety Carter, Josh Lomers, Ekpe Udoh, Fred Ellis, Quincy Acy, Anthony Jones, J’mison Morgan, A.J. Walton, Cory Jefferson, Brady Franklin, Kenny Chery, Royce O’Neale, Lester Medford, Rico Gathers, Taurean Prince, Al Freeman, Johnathan Motley, Ishmail Wainright, Manu Lecomte, Jo Lual-Acuil Jr., Nuni Omot and King McClure.

DREW JOINS ELITE COMPANY WITH 300TH WIN

- Head coach **Scott Drew** earned his 300th win at Baylor with the Bears’ victory over George Mason on Nov. 24.
- Drew is 1 of 17 active coaches with 300 wins at his current school (thru 1/11/19): Mike Krzyzewski (1040), Jim Boeheim (937), Tom Izzo (588), Bob McKillop (565), Mark Few (550), Bill Self (460), Phil Martelli (437), Roy Williams (436), Jay Wright (434), Mike Brey (413), Randy Bennett (402), Rick Byrd (399), Greg Kampe (345), Leonard Hamilton (318), Fran O’Hanlon (317), **Scott Drew (305)** and Matt Painter (305).

38 PRO PLAYERS IN DREW ERA

- In Scott Drew’s 15 years at Baylor, 38 of his players have gone on to professional careers, including all four seniors from last year’s squad – Manu Lecomte, Jo Lual-Acuil Jr., Terry Maston and Nuni Omot.
- Five of Drew’s players are currently playing in the NBA, and they all graduated from Baylor – Quincy Acy (Nets), Johnathan Motley (Clippers), Royce O’Neale (Jazz), Taurean Prince (Hawks) and Ekpe Udoh (Jazz).
- A complete list of pro players from the Drew era is on page 155 of the 2018-19 men’s basketball media almanac.

FROM UNRANKED TO NBA DRAFT PICKS

- Baylor has had a nation-leading four players selected in the NBA Draft since 2010 who weren’t ranked in the ESPN100 out of high school.
- The only other schools with three such players were Colorado, Marquette, Missouri, New Mexico and Connecticut.
- Baylor developed **Quincy Acy**, **Ekpe Udoh**, **Pierre Jackson** and **Taurean Prince** into NBA Draft picks after joining the program as unranked recruits.

BEARS INK JORDAN TURNER FOR 2019-20

- Baylor signed Jordan Turner to a National Letter of Intent in November. He’ll join the program in the summer of 2019.
- Turner, a 6-foot-7, 180-pound forward, is the No. 11 recruit in the state of Texas. He’s currently playing his senior season at Sunrise Christian Academy in Bel Aire, Kansas.
- Turner recently had 30 points and 8 rebounds in Sunrise Christian’s 65-53 win over Holy Spirit.

FOUR NCAA TOURNAMENT APPEARANCES IN LAST FIVE SEASONS

- Baylor has its school-record streak of four consecutive NCAA Tournament appearances snapped in 2018.
- BU is 1 of 29 teams to appear in four NCAA Tournaments since 2014, joining Arizona, Butler, Cincinnati, Dayton, Duke, Gonzaga, Iowa State, Kansas, Kentucky, Michigan State, New Mexico State, North Carolina, Oklahoma, Oregon, Providence, Purdue, SFA, Texas, Texas Southern, UCLA, VCU, Villanova, Virginia, West Virginia, Wichita State, Wisconsin and Xavier.

POINT GUARDS THRIVE IN DREW’S SYSTEM

- Seven of Baylor’s eight starting point guards during the **Scott Drew** era have earned All-Big 12 recognition.
- Baylor’s starting point guard has earned All-Big 12 recognition in 13 of 14 seasons since 2004-05.
- Manu Lecomte (2017, 2018), Lester Medford (2016), Kenny Chery (2014, 2015), Pierre Jackson (2012, 2013), Tweety Carter (2010), Curtis Jerrells (2007, 2008, 2009) and Aaron Bruce (2005, 2006, 2007) have been named All-Big 12.

RANKED IN 11 STRAIGHT SEASONS

- Baylor is one of nine teams to be nationally ranked in each of the last 11 seasons dating back to 2007-08 – Baylor, Duke, Gonzaga, Kansas, Kentucky, Louisville, Michigan State, Notre Dame and North Carolina.
- BU cracked a string of 38 consecutive unranked seasons when it was tabbed No. 25 in 2007-08.
- The Bears reached as high as No. 19 in 2008-09, No. 19 in 2009-10, No. 9 in 2010-11, No. 3 in 2011-12, No. 16 in 2012-13, No. 7 in 2013-14, No. 14 in 2014-15, No. 13 in 2015-16, No. 1 in 2016-17 and No. 16 in 2017-18.

HISTORY OF DEVELOPMENT WITH REDSHIRTS

- Baylor has a track record of success when players redshirt under Scott Drew. **Ekpe Udoh, Johnathan Motley, Cory Jefferson, Brady Heslip, Royce O’Neale, Jo Lual-Acuil Jr. and Manu Lecomte** have all gone on to professional careers after redshirting.
- **Mark Vital, Mario Kegler and Freddie Gillespie** have all redshirted while at Baylor.
- **Davion Mitchell and MaCio Teague** are both redshirting this season while sitting out to satisfy NCAA transfer rules.

ENTIRE STAFF RETURNS

- Scott Drew’s entire coaching staff returns for the 2018-19 season.
- Jerome Tang is in his second season as associate head coach and has been on Drew’s staff all 16 seasons at Baylor.
- Assistant coaches Alvin Brooks III (third season) and John Jakus (second season) also return to the bench.
- Special assistant & director of player development Jared Nuness is back for his 9th season, while associate director of operations & recruiting Aditya Malhotra returns for his 6th season. Director of operations Bill Peterson and director of video operations Ty Beard are both back for their second seasons.

SIX NBA DRAFT PICKS IN LAST SEVEN SEASONS

- Baylor’s six NBA Draft picks over the last seven years are the nation’s 10th most, trailing only Kentucky, Duke, Syracuse, Kansas, North Carolina, UCLA, Arizona, Louisville and Michigan.
- A program-record three Baylor players were selected in the 2012 NBA Draft — Perry Jones III (28th pick; Oklahoma City Thunder), Quincy Acy (37th pick; Toronto Raptors) and Quincy Miller (38th pick; Denver Nuggets). Pierre Jackson (42nd pick, Philadelphia 76ers; traded to New Orleans Pelicans) was chosen in the 2013 draft, Cory Jefferson (60th pick; San Antonio Spurs; traded to Brooklyn Nets) was selected in 2014 and Taurean Prince (12th pick; Utah Jazz; traded to Atlanta Hawks) was chosen in 2016.

BAYLOR BASKETBALL ON THE RADIO

- Baylor basketball is aired live via the Baylor-IMG College Radio Network on ESPN Central Texas and flagship station 1660AM ESPN Radio (KRZI) in Waco and worldwide on Sirius/XM Radio.
- Games are broadcast by the “Voice of the Bears” John Morris and former Baylor basketball standout Pat Nunley.
- Morris is in his 35th year doing Baylor broadcasts, while Nunley is in his 38th season as color analyst.
- All of Baylor’s games can be heard live on the Internet at www.BaylorBears.com and via the TuneIn App.

SCOTT DREW COACHING TREE

- Three current DI head coaches got their first DI head coaching jobs immediately after stints on Scott Drew’s BU staff.
- Matthew Driscoll is in his 10th season as head coach at North Florida after six seasons as a Baylor assistant.
- Grant McCasland is in his second season as head coach at North Texas. He spent five years as a Baylor assistant before taking over as Arkansas State head coach for one season in 2016-17.
- Paul Mills is in his second season as head coach at Oral Roberts. He was a member of Drew’s original Baylor staff in 2003-04 and spent 14 years with Drew, the final eight as an assistant coach.
- Those three former Baylor assistants have combined to win 206 games as head coaches (thru 11/18/18).

ONE OF 16 TEAMS WITH FOUR SWEET 16 APPEARANCES SINCE 2010

- Baylor is one of 16 teams nationally to make four Sweet 16 appearances in the last nine years.
- The Bears are joined by Arizona, Duke, Florida, Gonzaga, Kansas, Kentucky, Louisville, Michigan, Michigan State, North Carolina, Ohio State, Syracuse, West Virginia, Wisconsin and Xavier.
- **Scott Drew** is the youngest of 11 coaches nationally to lead his current program to four Sweet 16s since 2010. **Drew** (48) is joined by Arizona’s Sean Miller (49), Gonzaga’s Mark Few (55), Kansas’ Bill Self (55), Kentucky’s John Calipari (59), Michigan State’s Tom Izzo (63), North Carolina’s Roy Williams (68), Duke’s Mike Krzyzewski (71), Syracuse’s Jim Boeheim (73),

UP NEXT

- BU returns home to host another highly-ranked team in Texas Tech at 5 p.m. CT Saturday, Jan. 19, on ESPN2.
- The Bears then go back on the road for a Monday game on Jan. 21 at West Virginia. Tipoff is at 8 p.m. CT on ESPN2.

TEAM NATIONAL RANKINGS

Games Thru Jan. 12, 2019

	NAT’L
Adjusted Offensive Efficiency (106.0)	107th
Adjusted Defensive Efficiency (94.1).....	38th
Scoring Defense (63.5)	25th
Effective FG Percentage Defense (.474).....	66th
Rebounding Margin (+ 7.1).....	23rd
Blocked Shots Per Game (5.6).....	14th
Block Percentage (16.6).....	7th
Offensive Rebounds Per Game (13.5)	20th
Offensive Rebound Percentage (38.0)	9th

BIG 12/NATIONAL RANKINGS

Games Thru Jan. 12, 2019

TRISTAN CLARK

	BIG 12	NAT’L
Scoring (14.6).....	8th	
Rebounding (6.3).....	11th	
FG Percentage (.737).....	1st	1st
Blocked Shots (2.4)	3rd	19th
Offensive Rebounds (2.2).....	9th	
Defensive Rebounds (4.1).....	15th	
Minutes (29.8).....	20th	
Double-Doubles (1)	11th	

MAKAI MASON

	BIG 12	NAT’L
Scoring (14.8).....	7th	
Free Throw Percentage (.820).....	4th	
3-Point FG Made (1.8).....	10th	
Minutes (32.1)	10th	

KING MCCLURE


	BIG 12	NAT’L
Scoring (9.8).....	30th	
Rebounding (5.3).....	18th	
Steals (1.7).....	4th	
3-Pointers Made/Game (1.7).....	14th	
Minutes (29.9).....	19th	
Double-Doubles (1)	11th	

FLO THAMBA

	BIG 12	NAT’L
Blocks (0.7)	14th	

MARK VITAL

	BIG 12	NAT’L
Rebounding (7.3).....	6th	
Offensive Rebounding (3.7)	1st	11th
Minutes (27.0).....	30th	
Double-Doubles (1)	11th	



1 – DARIUS ALLEN

G • 6-4 • 205 • JR. • JC
MELBOURNE, FLA. (PALM BEACH STATE)

SEASON/CAREER HIGHS

Points: – 6 vs. Southern (11/10/18)
FG: – 2 vs. Southern (11/10/18); vs. Prairie View A&M (11/12/18)
FGA: – 7 vs. Southern (11/10/18); vs. Prairie View A&M (11/12/18)
3FG: – 1, three times
3FGA: – 6 vs. Southern (11/10/18)
FT: – 1, three times
FTA: – 3 vs. Southern (11/10/18)
Rebounds: – 5 vs. Texas Southern (11/6/18)
Assists: – 2 vs. Prairie View A&M (11/12/18)
Turnovers: – 2 vs. Texas Southern (11/6/18)
Blocks: – 2 vs. Southern (11/10/18); vs. Nicholls (11/16/18)
Steals: – 2 vs. Ole Miss (11/23/18)
Minutes Played: – 26 vs. Texas Southern (11/6/18)

MISCELLANEOUS

	18-19	BU RECORD
Double-Figure Points:	–	–
Double-Figure Rebounds:	–	–
Double-Doubles:	–	–
5+ Assists:	–	–
2+ Blocks:	2	2-0
Led team in Points:	–	–
Led team in Rebounds:	–	–
Led team in Blocks:	2	2-0
Led team in Assists:	–	–

ALLEN NOTEBOOK

- JuCo transfer guard, played previous two seasons at Palm Beach State in Palm Beach Gardens, Fla.
- Has played in 7 games, coming off bench 6 times and making 1 start
- Started and played 26 minutes in Baylor debut vs. Texas Southern (11/6), had 2 points and 5 rebounds
- Scored in double-figures in 34 in 59 career JuCo games played, including seven games of 20+ points
- Averaged 14.5 points, 4.5 rebounds and 2.0 steals per game as sophomore in 2017-18
- Recorded 4 double-doubles at Palm Beach State, averaging 25.5 points and 10.3 rebounds in those 4 games
- Played high school basketball at Florida Air Academy as junior and at Chaminade-Madonna Prep as senior
- Dunked so hard in a game at Florida Air Academy that lights went out in gym at City of Palms Classic

2018-19 GAME-BY-GAME

OPPONENT	DATE	GS	MIN	FG	3FG	FT	OR-DR-TR	PF	A	T	B	S	PTS
Texas Southern	11/6	*	26	1-5	0-3	0-2	2-3-5	0	1	2	1	1	2
Southern	11/10		19	2-7	1-6	1-3	1-1-2	1	0	0	2	1	6
Prairie View A&M	11/12		16	2-7	1-4	0-0	0-1-1	2	2	1	0	1	5
Nicholls State	11/16		11	1-3	0-1	1-2	1-0-1	1	0	0	2	0	3
vs. Ole Miss	11/23		13	1-2	0-1	0-0	0-1-1	4	1	1	1	2	2
vs. George Mason	11/24		5	1-2	0-1	1-2	0-1-1	0	0	1	0	0	3
South Dakota	11/27			DNP									
at Wichita State	12/1			DNP									
at Arizona	12/15			DNP									
Stephen F. Austin	12/18			DNP									
Oregon	12/21			DNP									
New Orleans	12/29		4	1-1	1-1	0-0	0-1-1	0	0	0	0	0	3
at TCU	1/5			DNP									
Iowa State	1/8			DNP									
Kansas	1/12			DNP									
at Oklahoma State	1/14												
Texas Tech	1/19												
at West Virginia	1/21												
Alabama	1/26												
at Oklahoma	1/28												
TCU	2/2												
at Texas	2/6												
Kansas State	2/9												
Oklahoma	2/11												
at Texas Tech	2/16												
at Iowa State	2/19												
West Virginia	2/23												
Texas	2/27												
at Kansas State	3/2												
Oklahoma State	3/6												
at Kansas	3/9												

ALLEN'S CAREER STATS

YEAR	GP-GS	MIN-AVG	FG-A	PCT	3FG-A	PCT	FT-A	PCT	OFF-DEF-TOT	AVG	PF-D	A	TO	B	S	TP	AVG
2018-19 (JR.)	7-1	94-13.4	9-27	.333	3-17	.176	3-9	.333	4-8-12	1.7	8-0	4	5	6	5	24	3.4
CAREER	7-1	94-13.4	9-27	.333	3-17	.176	3-9	.333	4-8-12	1.7	8-0	4	5	6	5	24	3.4



2 — DEVONTE BANDO

G • 6-3 • 195 • JR. • JC
BRAMPTON, ONTARIO (HUTCHINSON CC)

SEASON/CAREER HIGHS

Points: — 25 vs. Southern (11/10/18)
 FG: — 7 vs. Southern (11/10/18)
 FGA: — 12 vs. Southern (11/10/18)
 3FG: — 4 vs. Southern (11/10/18)
 3FGA: — 8 vs. Southern (11/10/18)
 FT: — 7 vs. Southern (11/10/18)
 FTA: — 7 vs. Southern (11/10/18)
 Rebounds: — 6 vs. Southern (11/10/18)
 Assists: — 4 vs. New Orleans (12/29/18)
 Turnovers: — 2, three times
 Blocks: —
 Steals: — 3 vs. Southern (11/10/18)
 Minutes Played: — 37 vs. Prairie View A&M (11/12/18)

MISCELLANEOUS

	18-19	BU RECORD
Double-Figure Points:	4	3-1
Double-Figure Rebounds:	—	—
Double-Doubles:	—	—
20+ Points:	1	1-0
5+ Assists:	—	—
Led team in Points:	1	1-0
Led team in Rebounds:	1	1-0
Led team in Assists:	—	—
Led team in Bench Points:	4	2-2

BANDOO NOTEBOOK

- Canadian JuCo transfer guard, played previous two seasons at Hutchinson (Kan.) Community College
- Has seen action in all 15 games, making 5 starts; played 30+ minutes in 3 games and 20+ minutes 5 times
- Posted 22 points in 25 minutes over last 2 games; had 17 points in 84 minutes over prior 9 games since moving to reserve role
- Came off bench to score 13 points in 11 minutes in win over No. 20 Iowa State (1/8). Hit clutch free throws with 5 seconds left.
- Made first start at Baylor and had game-highs in points (25), rebounds (6), steals (3) and minutes (34) vs. Southern (11/10)
- Played 30 minutes off bench in Baylor debut vs. Texas Southern (11/6), posting 10 points, 2 rebounds and 2 assists
- Scored 1,072 points over 72 games during JuCo career, averaging 14.9 points in 27.1 minutes per game
- Hutchinson went 63-9 in games Bando played; scored in double-figures in 60 of 72 games, including 11 games with 20+ points
- Finished JuCo career with streak of 21 consecutive games scoring in double-figures, averaging 19.0 ppg during streak
- Started 35 games as sophomore at Hutch, averaging 16.6 points, 5.8 rebounds and 2.9 assists in 32.1 minutes per game
- Shot .438 from 3-point range in 2017-18, connecting on 64-of-146 attempts
- Helped Hutchinson win 2017 NJCAA Division I national title, scoring team-high 22 points in championship game

2018-19 GAME-BY-GAME

OPPONENT	DATE	GS	MIN	FG	3FG	FT	OR-DR-TR	PF	A	T	B	S	PTS
Texas Southern	11/6		30	4-8	1-2	1-1	0-2-2	1	2	2	0	0	10
Southern	11/10	*	34	7-12	4-8	7-7	1-5-6	0	2	0	0	3	25
Prairie View A&M	11/12	*	37	6-9	2-5	2-2	0-1-1	3	2	2	0	0	16
Nicholls State	11/16	*	24	3-6	1-3	0-0	0-1-1	1	2	0	0	2	7
vs. Ole Miss	11/23	*	7	0-2	0-0	0-0	0-1-1	0	0	1	0	0	0
vs. George Mason	11/24	*	20	3-6	1-4	0-0	0-3-3	1	0	1	0	0	7
South Dakota	11/27		7	0-0	0-0	0-0	0-0-0	0	2	0	0	0	0
at Wichita State	12/1		17	1-5	0-2	0-0	0-2-2	0	0	1	0	0	2
at Arizona	12/15		13	1-4	0-1	0-0	1-2-3	1	0	0	0	0	2
Stephen F. Austin	12/18		16	0-4	0-4	3-4	0-2-2	0	2	1	0	0	3
Oregon	12/21		11	1-4	0-2	0-0	0-0-0	1	2	1	0	0	2
New Orleans	12/29		16	3-7	2-5	0-0	0-1-1	0	4	1	0	0	8
at TCU	1/5		4	0-1	0-1	0-0	0-0-0	1	0	0	0	0	0
Iowa State	1/8		11	4-5	3-4	2-2	0-0-0	0	1	1	0	0	13
Kansas	1/12		14	3-6	2-4	1-1	1-1-2	3	0	2	0	0	9
at Oklahoma State	1/14												
Texas Tech	1/19												
at West Virginia	1/21												
Alabama	1/26												
at Oklahoma	1/28												
TCU	2/2												
at Texas	2/6												
Kansas State	2/9												
Oklahoma	2/11												
at Texas Tech	2/16												
at Iowa State	2/19												
West Virginia	2/23												
Texas	2/27												
at Kansas State	3/2												
Oklahoma State	3/6												
at Kansas	3/9												

BANDOO'S CAREER STATS

YEAR	GP-GS	MIN-AVG	FG-A	PCT	3FG-A	PCT	FT-A	PCT	OFF-DEF-TOT	AVG	PF-D	A	TO	B	S	TP	AVG
2018-19 (JR.)	15-5	261-17.4	36-79	.456	16-45	.356	16-17	.941	3-21-24	1.6	12-0	19	13	0	5	104	6.9
CAREER	15-5	261-17.4	36-79	.456	16-45	.356	16-17	.941	3-21-24	1.6	12-0	19	13	0	5	104	6.9



12 – JARED BUTLER

G • 6-3 • 185 • FR. • HS
RESERVE, LA. (RIVERSIDE ACADEMY)

SEASON/CAREER HIGHS

Points: – 22 vs. Prairie View A&M (11/12/18)
FG: – 7 vs. Prairie View A&M (11/12/18)
FGA: – 11 vs. Ole Miss (11/23/18)
3FG: – 4 vs. Kansas (1/12/19)
3FGA: – 8 vs. Kansas (1/12/19)
FT: – 6 vs. New Orleans (12/29/18)
FTA: – 8 vs. New Orleans (12/29/18)
Rebounds: – 5 vs. Ole Miss (11/23/18)
Assists: – 6 vs. New Orleans (12/29/18)
Turnovers: – 3, three times
Blocks: – 1, three times
Steals: – 2 vs. Texas Southern (11/6/18); vs. Ole Miss (11/23/18)
Minutes Played: – 33 vs. Ole Miss (11/23/18)

MISCELLANEOUS

	18-19	BU RECORD
Double-Figure Points:	4	2-2
Double-Figure Rebounds:	–	–
Double-Doubles:	–	–
20+ Points:	1	1-0
5+ Assists:	2	2-0
Led team in Points:	2	1-1
Led team in Rebounds:	–	–
Led team in Assists:	2	1-1
Led team in Blocks:	1	1-0
Led team in Bench Points:	6	5-1

BUTLER NOTEBOOK

- Consensus top-100 national recruit, ranked as high as No. 75 nationally in 2018 recruiting class
- True freshman PG has played at least 12 minutes in all 15 games, including 9 games with 20+ minutes and 3 games with 30+
- Made 2nd career start vs. Kansas (1/12), led team with 14 points and 4 assists, added 4 rebounds in 31 minutes
- Posted 16 points, 6 assists and just 1 turnover in 25 minutes off bench vs. New Orleans (12/29)
- Played final 9:32 of game time in win vs. Oregon (12/21), dished out 3 assists and made crucial layup in final minute
- Had 22 points in 31 mins off bench vs. PVAMU (11/12) – first BU true freshman with 20+ pts since Isaiah Austin on 2/27/13
- Became first BU freshman point guard to start in collegiate debut since Curtis Jerrells in 2005, logged 21 minutes vs. TXSO (11/6)
- Originally enrolled at Alabama in summer 2018, but transferred to Baylor in August and received immediate eligibility
- Two-time All-State selection at Riverside, helped team win three state championships, including first as 8th grader in 2014
- Earned first-team All-State honors after averaging 27.4 points, 8.8 rebounds, 8.4 assists and 3.0 steals in 2017-18
- New Orleans Times-Picayune 2017-18 Player of the Year
- From same hometown as former Baylor stars Tweety Carter and Rico Gathers

2018-19 GAME-BY-GAME

OPPONENT	DATE	GS	MIN	FG	3FG	FT	OR-DR-TR	PF	A	T	B	S	PTS
Texas Southern	11/6	*	21	1-6	0-3	0-0	0-0-0	4	1	3	0	2	2
Southern	11/10		20	3-7	2-4	1-2	0-2-2	2	5	0	0	1	9
Prairie View A&M	11/12		31	7-10	3-5	5-6	1-3-4	2	1	1	1	0	22
Nicholls State	11/16		25	1-9	1-6	2-2	0-4-4	1	1	1	0	0	5
vs. Ole Miss	11/23		33	4-11	0-5	3-3	0-5-5	2	1	2	0	2	11
vs. George Mason	11/24		22	0-5	0-5	4-4	0-0-0	4	1	1	0	1	4
South Dakota	11/27		16	1-5	0-1	0-0	0-3-3	3	0	0	1	1	2
at Wichita State	12/1		12	2-3	1-2	0-0	0-0-0	0	0	1	0	0	5
at Arizona	12/15		13	2-4	1-3	0-0	0-1-1	1	0	1	1	1	5
Stephen F. Austin	12/18		14	0-5	0-4	2-2	0-1-1	1	1	0	0	1	2
Oregon	12/21		15	1-2	0-0	0-0	1-0-1	1	3	1	0	1	2
New Orleans	12/29		25	4-7	2-4	6-8	0-2-2	0	6	1	0	1	16
at TCU	1/5		19	2-4	0-1	0-0	1-2-3	5	4	0	0	0	4
Iowa State	1/8		22	0-2	0-1	2-2	0-2-2	1	2	3	0	1	2
Kansas	1/12	*	31	4-9	4-8	2-2	1-3-4	3	4	3	0	1	14
at Oklahoma State	1/14												
Texas Tech	1/19												
at West Virginia	1/21												
Alabama	1/26												
at Oklahoma	1/28												
TCU	2/2												
at Texas	2/6												
Kansas State	2/9												
Oklahoma	2/11												
at Texas Tech	2/16												
at Iowa State	2/19												
West Virginia	2/23												
Texas	2/27												
at Kansas State	3/2												
Oklahoma State	3/6												
at Kansas	3/9												

BUTLER'S CAREER STATS

YEAR	GP-GS	MIN-AVG	FG-A	PCT	3FG-A	PCT	FT-A	PCT	OFF-DEF-TOT	AVG	PF-D	A	TO	B	S	TP	AVG
2018-19 (FR.)	15-2	319-21.3	32-89	.360	14-52	.269	27-31	.871	4-28-32	2.1	30-1	30	18	3	13	105	7.0
CAREER	15-2	319-21.3	32-89	.360	14-52	.269	27-31	.871	4-28-32	2.1	30-1	30	18	3	13	105	7.0



25 – TRISTAN CLARK

F • 6-9 • 240 • SO. • 1L

SAN ANTONIO, TEXAS (WAGNER HS)

SEASON HIGHS

Points: – 27 vs. Ole Miss (11/23/18)
FG: – 11 vs. Ole Miss (11/23/18)
FGA: – 13 vs. Ole Miss (11/23/18); at TCU (1/5/19)
3FG: – 1 vs. Texas Southern (11/6/18)
3FGA: – 1, four times
FT: – 7 vs. Prairie View A&M (11/12/18)
FTA: – 10 vs. SFA (12/18/18)
Rebounds: – 12 vs. New Orleans (12/29/18)
Assists: – 4, three times
Turnovers: – 4 vs. Oregon (12/21/18)
Blocks: – 6 vs. South Dakota (11/27/18)
Steals: – 3 vs. SFA (12/18/18)
Minutes Played: – 38 vs. Oregon (12/21/18)

CAREER HIGHS

Points: – 27 vs. Ole Miss (11/23/18)
FG: – 11 vs. Ole Miss (11/23/18)
FGA: – 13, three times
3FG: – 1, three times
3FGA: – 2 at Iowa State (1/13/18)
FT: – 7 vs. Prairie View A&M (11/12/18)
FTA: – 10 vs. SFA (12/18/18)
Rebounds: – 15 at Iowa State (1/13/18)
Assists: – 4, four times
Turnovers: – 4 vs. Oregon (12/21/18)
Blocks: – 6 vs. South Dakota (11/27/18)
Steals: – 3 vs. SFA (12/18/18)
Minutes Played: – 38 vs. Oregon (12/21/18)

MISCELLANEOUS

	18-19	CAREER	BU RECORD
Double-Figure Points:	11	21	13-8
Double-Figure Rebounds:	1	3	2-1
Double-Doubles:	1	3	2-1
20+ Points:	2	2	0-2
2+ Blocks:	11	20	13-7
Led team in Points:	5	6	1-5
Led team in Rebounds:	5	11	5-6
Led team in Blocks:	12	19	10-9
Led team in Assists:	3	5	3-2

CLARK NOTEBOOK

- Strong, skilled sophomore power forward; consensus four-star recruit out of San Antonio’s Wagner High School
- Ruled out for season after suffering left-knee injury on Jan. 8 vs. Iowa State – expected to have surgery next week
- Leads nation with .737 field goal percentage, averaging 2.1 missed field goals per game
- Scored in double-figures in 11 of 14 games this season after doing so in 10 of 33 games last year
- Started first 14 games this season and recorded multiple blocks in 11 of 14 games, including 3 games with 5+ blocks
- Earned first Big 12 Player of the Week honor after 17 points (8-of-9 FGs), 12 rebounds and 5 blocks vs. New Orleans (12/29/18)
- Shot perfect 9-of-9 from field for 24 points in career-high 37 minutes vs. SFA (12/18/18)
- Blocked career-high 6 shots vs. South Dakota (11/27/18), helping team record 12 blocks, tied for 4th-most in program history
- Scored career-high 27 points on 11-of-13 shooting in career-high 35 minutes vs. Ole Miss (11/23/18)
- Notched then-career-highs in points (17), blocks (5) and assists (4) in 27 minutes of win vs. Prairie View A&M (11/12/18)
- Current .6629 career FG% (177-of-267) would break program record if he met the 200 FGM minimum (Josh Lomers .6627)
- Led team with .608 field goal percentage in 2017-18, 2nd-best by a freshman in program history (Quincy Acy .655)
- 30 starts last season were 3rd-most by a true freshman in program history (Quincy Miller 36 in 2012, Isaiah Austin 35 in 2013)
- Named 2017 GA Player of the Year by Texas Association of Basketball Coaches
- Ranked No. 8 recruit in Texas and No. 106 overall in 2017 class by 247Sports composite rankings
- Played all 39 games as senior, averaging 17.5 points, 10.1 rebounds, 2.8 assists and 2.1 blocks per game

2018-19 GAME-BY-GAME

OPPONENT	DATE	GS	MIN	FG	3FG	FT	OR-DR-TR	PF	A	T	B	S	PTS
Texas Southern	11/6	*	19	5-7	1-1	0-0	2-1-3	5	0	1	2	0	11
Southern	11/10	*	22	8-9	0-0	1-1	4-2-6	4	1	1	2	0	17
Prairie View A&M	11/12	*	27	5-5	0-0	7-9	2-5-7	3	4	2	5	1	17
Nicholls State	11/16	*	25	5-7	0-0	0-1	2-3-5	2	4	1	2	1	10
vs. Ole Miss	11/23	*	35	11-13	0-0	5-8	1-5-6	4	1	1	2	0	27
vs. George Mason	11/24	*	34	2-4	0-0	3-4	2-2-4	5	1	1	2	2	7
South Dakota	11/27	*	27	3-5	0-0	2-2	2-4-6	3	0	0	6	0	8
at Wichita State	12/1	*	29	5-8	0-1	2-3	4-4-8	2	1	3	3	1	12
at Arizona	12/15	*	26	4-5	0-1	0-0	2-4-6	3	2	3	0	1	8
Stephen F. Austin	12/18	*	37	9-9	0-0	6-10	4-3-7	2	1	1	2	3	24
Oregon	12/21	*	38	6-10	0-0	1-3	3-5-8	2	1	4	2	1	13
New Orleans	12/29	*	29	8-9	0-0	1-1	1-11-12	1	0	2	5	2	17
at TCU	1/5	*	35	7-13	0-1	4-6	2-4-6	2	4	3	1	1	18
Iowa State	1/8	*	34	6-10	0-0	4-6	0-4-4	3	3	0	0	2	16
Kansas	1/12					DNP							
at Oklahoma State	1/14												
Texas Tech	1/19												
at West Virginia	1/21												
Alabama	1/26												
at Oklahoma	1/28												
TCU	2/2												
at Texas	2/6												
Kansas State	2/9												
Oklahoma	2/11												
at Texas Tech	2/16												
at Iowa State	2/19												
West Virginia	2/23												
Texas	2/27												
at Kansas State	3/2												
Oklahoma State	3/6												
at Kansas	3/9												

CLARK'S CAREER STATS

YEAR	GP-GS	MIN-AVG	FG-A	PCT	3FG-A	PCT	FT-A	PCT	OFF-DEF-TOT	AVG	PF-D	A	TO	B	S	TP	AVG
2017-18 (FR.)	33-30	657-19.9	93-153	.608	2-7	.286	36-55	.655	47-101-148	4.5	80-3	25	38	29	18	224	6.8
2018-19 (SO.)	14-14	417-29.8	84-114	.737	1-4	.250	36-54	.667	31-57-88	6.3	41-2	23	23	34	15	205	14.6
CAREER	47-44	1074-22.9	177-267	.663	3-11	.273	72-109	.661	78-158-236	5.0	121-5	48	61	63	33	429	9.1



33 — FREDDIE GILLESPIE

F • 6-8 • 240 • RJR. • SO
ST. PAUL, MINN. (CARLETON)

SEASON/CAREER HIGHS

Points: — 7 vs. Texas Southern (11/6/18)
 FG: — 3 vs. Texas Southern (11/6/18)
 FGA: — 4 vs. Texas Southern (11/6/18); vs. Kansas (1/12/19)
 3FG: —
 3FGA: —
 FT: — 1 vs. Texas Southern (11/6/18)
 FTA: — 3 vs. Texas Southern (11/6/18)
 Rebounds: — 7 vs. Texas Southern (11/6/18)
 Assists: — 1 vs. Prairie View A&M (11/12/18)
 Turnovers: — 3 vs. Kansas (1/12/19)
 Blocks: — 2 vs. Prairie View A&M (11/12/18)
 Steals: — 2 vs. Kansas (1/12/19)
 Minutes Played: — 22 vs. Southern (11/10/18)

MISCELLANEOUS

	18-19	BU RECORD
Double-Figure Points:	—	—
Double-Figure Rebounds:	—	—
Double-Doubles:	—	—
2+ Blocks:	1	1-0
Led team in Points:	—	—
Led team in Rebounds:	1	1-0
Led team in Blocks:	1	0-1
Led team in Assists:	—	—

GILLESPIE NOTEBOOK

- Former walk-on forward, sat out 2017-18 after transferring from Division III Carleton College in Northfield, Minn.
- Came off bench for 13 minutes of action Saturday vs. Kansas; most since starting game 3 of season on Nov. 12
- Made first start at Baylor and had 6 rebounds in 22 minutes vs. Southern (11/10)
- Made Baylor debut with 7 points and 7 rebounds in 18 minutes off bench vs. Texas Southern (11/6)
- Awarded scholarship prior to 2018-19 season
- Played only 16 minutes during 2015-16 freshman season at Carleton, totaling 4 points, 7 rebounds and 2 blocks
- Developed into 2nd-team All-MIAC and All-MIAC Defensive Team selection as sophomore in 2016-17
- Averaged 10.0 points, 8.3 rebounds and 23.6 blocks in 22.8 minutes per game during sophomore season
- First played organized basketball in eighth grade and missed parts of three high school seasons with injuries
- AP distinction scholar and summa cum laude graduate at East Ridge High School in Woodbury, Minn.

2018-19 GAME-BY-GAME

OPPONENT	DATE	GS	MIN	FG	3FG	FT	OR-DR-TR	PF	A	T	B	S	PTS
Texas Southern	11/6		18	3-4	0-0	1-3	5-2-7	4	0	1	0	0	7
Southern	11/10	*	22	0-1	0-0	0-0	4-2-6	4	0	0	0	0	0
Prairie View A&M	11/12	*	16	0-1	0-0	0-0	0-2-2	2	1	2	2	0	0
Nicholls State	11/16		8	0-1	0-0	0-1	0-0-0	3	0	0	0	0	0
vs. Ole Miss	11/23		5	0-0	0-0	0-0	1-0-1	1	0	2	0	0	0
vs. George Mason	11/24			DNP									
South Dakota	11/27			DNP									
at Wichita State	12/1			DNP									
at Arizona	12/15			DNP									
Stephen F. Austin	12/18			DNP									
Oregon	12/21			DNP									
New Orleans	12/29		4	2-2	0-0	0-0	0-0-0	0	0	0	1	0	4
at TCU	1/5			DNP									
Iowa State	1/8			DNP									
Kansas	1/12		13	1-4	0-0	0-0	2-1-3	1	0	3	1	2	2
at Oklahoma State	1/14												
Texas Tech	1/19												
at West Virginia	1/21												
Alabama	1/26												
at Oklahoma	1/28												
TCU	2/2												
at Texas	2/6												
Kansas State	2/9												
Oklahoma	2/11												
at Texas Tech	2/16												
at Iowa State	2/19												
West Virginia	2/23												
Texas	2/27												
at Kansas State	3/2												
Oklahoma State	3/6												
at Kansas	3/9												

GILLESPIE'S CARLETON STATS																	
YEAR	GP-GS	MIN-AVG	FG-A	PCT	3FG-A	PCT	FT-A	PCT	OFF-DEF-TOT	AVG	PF-D	A	TO	B	S	TP	AVG
2015-16 (FR.)	4-0	16-4.0	1-2	.500	0-0	.000	2-8	.250	0-7-7	1.8	2-0	1	0	2	1	4	1.0
2016-17 (SO.)	27-23	616-22.8	117-220	.532	0-0	.000	35-60	.583	72-152-224	8.3	75-3	22	37	69	15	269	10.0
CAREER	31-23	632-20.4	118-222	.532	0-0	.000	37-68	.544	72-159-231	7.5	77-3	23	37	71	16	273	8.8

GILLESPIE'S BAYLOR STATS																	
YEAR	GP-GS	MIN-AVG	FG-A	PCT	3FG-A	PCT	FT-A	PCT	OFF-DEF-TOT	AVG	PF-D	A	TO	B	S	TP	AVG
2018-19 (RJR.)	7-2	86-12.3	6-13	.462	0-0	.000	1-4	.250	12-7-19	2.7	15-0	1	8	4	2	13	1.9
BU CAREER	7-2	86-12.3	6-13	.462	0-0	.000	1-4	.250	12-7-19	2.7	15-0	1	8	4	2	13	1.9
NCAA CAREER	38-25	718-18.9	124-235	.528	0-0	.000	38-72	.528	84-166-250	6.6	92-3	24	45	75	18	286	7.5



4 — MARIO KEGLER

G/F • 6-7 • 230 • RSO. • SO
JACKSON, MISS. (MISSISSIPPI STATE)

SEASON HIGHS

Points: — 13 at Arizona (12/15/18)
FG: — 5 at Wichita State (12/1/18); vs. New Orleans (12/29/18)
FGA: — 16 at Wichita State (12/1/18)
3FG: — 1, three times
3FGA: — 6 vs. South Dakota (11/27/18); at Wichita State (12/1/18)
FT: — 4 at Arizona (12/15/18)
FTA: — 8 vs. South Dakota (11/27/18)
Rebounds: — 10 vs. Iowa State (1/8/19)
Assists: — 3 vs. Kansas (1/12/19)
Turnovers: — 5 at Arizona (12/15/18)
Blocks: — 3 vs. South Dakota (11/27/18)
Steals: — 2 vs. New Orleans (12/29/18); vs. Kansas (1/12/19)
Minutes Played: — 34 at Wichita State (12/1/18)

CAREER HIGHS

Points: — 17 vs. Tennessee (2/4/17)
FG: — 7 vs. South Carolina (2/11/17)
FGA: — 16 at Wichita State (12/1/18)
3FG: — 4 vs. Georgia State (12/4/16); vs. Tennessee (2/4/17)
3FGA: — 8 vs. Georgia State (12/4/16)
FT: — 5 at LSU (1/7/17); vs. Missouri (1/25/17)
FTA: — 8 vs. South Dakota (11/27/18)
Rebounds: — 10 vs. Iowa State (1/8/19)
Assists: — 5 at Arkansas (1/10/17)
Turnovers: — 5 at South Carolina (2/28/17); at Arizona (12/15/18)
Blocks: — 3 vs. South Dakota (11/27/18)
Steals: — 2, eight times
Minutes Played: — 35 vs. East Tennessee State (12/14/16)

MISCELLANEOUS

	18-19	BU RECORD
Double-Figure Points:	4	3-1
Double-Figure Rebounds:	1	1-0
Double-Doubles:	—	—
2+ Blocks:	1	1-0
Led team in Points:	1	0-1
Led team in Rebounds:	1	1-0
Led team in Blocks:	—	—
Led team in Assists:	—	—

KEGLER NOTEBOOK

- Long, athletic wing, sat out 2017-18 season after transferring following freshman year Mississippi State
- Has scored 10+ points in 4 of 9 games at Baylor and has grabbed 5+ rebounds in all 9 games played
- Had career-high 10 rebounds to go with 7 points, 2 assists, 1 block and 1 steal in win over No. 20 Iowa State (1/8/19)
- Scored season-high 13 points, including crucial late-game 3-pointer, in only 22 minutes of win at Arizona (12/15/18)
- Posted 12 points, 6 rebounds and career-high 3 blocks in 31 minutes vs. South Dakota (11/27/18)
- Made BU debut on Nov. 27 vs. South Dakota, going 629 days between last game at MSU and first game at Baylor
- Started 31 games as true freshman at Mississippi State in 2016-17, averaging 9.7 points and 5.5 rebounds in 28.2 minutes
- Started all 18 games in SEC play, averaging 10.8 points, 5.6 rebounds and 1.6 assists in 29.2 minutes per game
- Scored in double-figures in 16 of 32 games at MSU, including career-highs of 17 points and 9 boards at Tennessee (2/4/17)
- Sank multiple 3-pointers in 13 games, including 5-game stretch when he went a combined 13-of-22 from downtown
- Ranked No. 47 recruit nationally in 2016 ESPN100 and No. 52 overall in 247Sports composite rankings

2018-19 GAME-BY-GAME

OPPONENT	DATE	GS	MIN	FG	3FG	FT	OR-DR-TR	PF	A	T	B	S	PTS
Texas Southern	11/6			DNP									
Southern	11/10			DNP									
Prairie View A&M	11/12			DNP									
Nicholls State	11/16			DNP									
vs. Ole Miss	11/23			DNP									
vs. George Mason	11/24			DNP									
South Dakota	11/27	*	31	4-11	1-6	3-8	2-4-6	1	1	1	3	0	12
at Wichita State	12/1	*	34	5-16	0-6	2-2	3-3-6	4	0	2	0	0	12
at Arizona	12/15	*	22	4-9	1-3	4-4	1-5-6	4	0	5	0	0	13
Stephen F. Austin	12/18	*	23	0-6	0-2	0-0	1-4-5	4	1	3	1	1	0
Oregon	12/21	*	28	2-5	0-2	3-5	0-6-6	4	2	4	0	0	7
New Orleans	12/29	*	30	5-9	0-2	0-0	2-6-8	3	1	2	1	2	10
at TCU	1/5	*	29	4-7	0-1	1-2	1-4-5	4	1	3	0	1	9
Iowa State	1/8	*	32	3-10	0-2	1-1	3-7-10	1	2	2	1	1	7
Kansas	1/12	*	31	2-8	1-4	0-1	2-4-6	3	3	2	1	2	5
at Oklahoma State	1/14												
Texas Tech	1/19												
at West Virginia	1/21												
Alabama	1/26												
at Oklahoma	1/28												
TCU	2/2												
at Texas	2/6												
Kansas State	2/9												
Oklahoma	2/11												
at Texas Tech	2/16												
at Iowa State	2/19												
West Virginia	2/23												
Texas	2/27												
at Kansas State	3/2												
Oklahoma State	3/6												
at Kansas	3/9												

KEGLER'S MISSISSIPPI STATE STATS

YEAR	GP-GS	MIN-AVG	FG-A	PCT	3FG-A	PCT	FT-A	PCT	OFF-DEF-TOT	AVG	PF-D	A	TO	B	S	TP	AVG
2016-17 (FR.)	32-31	901-28.2	106-252	.421	40-116	.345	58-88	.659	37-138-175	5.5	78-2	37	60	8	22	310	9.7
CAREER	32-31	901-28.2	106-252	.421	40-116	.345	58-88	.659	37-138-175	5.5	78-2	37	60	8	22	310	9.7

KEGLER'S BAYLOR STATS

YEAR	GP-GS	MIN-AVG	FG-A	PCT	3FG-A	PCT	FT-A	PCT	OFF-DEF-TOT	AVG	PF-D	A	TO	B	S	TP	AVG
2018-19 (RSO.)	9-9	260-28.9	29-81	.358	3-28	.107	14-23	.609	15-43-58	6.4	28-0	11	24	7	7	75	8.3
BU CAREER	9-9	260-28.9	29-81	.358	3-28	.107	14-23	.609	15-43-58	6.4	28-0	11	24	7	7	75	8.3
NCAA CAREER	41-40	1161-28.3	135-333	.405	43-144	.299	72-111	.649	52-181-233	5.7	106-2	48	84	15	29	385	9.4



10 – MAKAI MASON

G • 6-1 • 185 • RSR • TR
GREENFIELD, MASS. (YALE)

SEASON HIGHS

Points: – 25 vs. Iowa State (1/8/19)
FG: – 8 at Arizona (12/15/18); vs. Iowa State (1/8/19)
FGA: – 15 at Arizona (12/15/18); vs. Iowa State (1/8/19)
3FG: – 4 vs. Iowa State (1/8/19)
3FGA: – 9 vs. Iowa State (1/8/19)
FT: – 8 vs. George Mason (11/24/18)
FTA: – 8 vs. George Mason (11/24/18)
Rebounds: – 7 at Arizona (12/15/18)
Assists: – 5 vs. Ole Miss (11/23/18); vs. New Orleans (12/29/18)
Turnovers: – 4 vs. SFA (12/18/18)
Blocks: –
Steals: – 2 vs. New Orleans (12/29/18)
Minutes Played: – 38 vs. GMU (11/24/18); vs. Iowa State (1/8/19)

CAREER HIGHS

Points: – 31 vs. Baylor (3/19/16)
FG: – 9, three times
FGA: – 18, four times
3FG: – 5 vs. Princeton (1/30/16)
3FGA: – 9 at Dartmouth (2/12/16); vs. Iowa State (1/8/19)
FT: – 11 vs. Baylor (3/19/16)
FTA: – 11 vs. Baylor (3/19/16); at SMU (11/22/15)
Rebounds: – 7 at Arizona (12/15/18)
Assists: – 8 at Duke (11/25/15)
Turnovers: – 6 at Princeton (2/19/16); vs. Vermont (12/5/15)
Blocks: – 1, four times
Steals: – 3, three times
Minutes Played: – 40 vs. Duke (3/19/16); vs. Dartmouth (2/27/16)

MISCELLANEOUS

	18-19	BU RECORD
Double-Figure Points:	11	7-4
Double-Figure Rebounds:	–	–
Double-Doubles:	–	–
20+ Points:	2	2-0
5+ Assists:	2	1-1
Led team in Points:	3	3-0
Led team in Rebounds:	–	–
Led team in Assists:	5	3-2

MASON NOTEBOOK

- First graduate transfer in program history, joined Bears after graduating from Yale in May 2018 with political science degree
- Committed to Baylor in summer 2017, prior to fourth and final season at Yale
- Started and scored 9+ points while playing 20+ minutes in all 12 games played; has played 30+ minutes in 10 of last 11 games
- Riding career-best streak of 7 straight games with 10+ points, averaging 15.9 points in 33.0 minutes per game during streak
- Scored season-high 25 points, including 7 points in final 2 minutes, to lead Baylor to 73-70 win over No. 20 Iowa State (1/8/19)
- Posted 22 points and career-high 7 rebounds in 35 minutes of win at Arizona (12/15/18)
- Had 18 points in both Emerald Coast Classic games in Florida, vs. Ole Miss (11/23/18) and George Mason (11/24/18)
- Made Baylor debut vs. Nicholls (11/16/18), posted 11 points in 21 minutes while limited due to ankle sprain
- Has scored in double-figures in 45 of 73 career games (11 of 12 at Baylor), including 11 games of 20+ points (2 at BU)
- Played 61 games over first two seasons at Yale, but limited to just 1 game over final two seasons by injuries
- Helped Bulldogs to 45-17 record in 62 career games played, including 24-5 in Ivy League
- Three-time Ivy League Player of the Week and 2016 first-team All-Ivy selection
- Started all 30 games and averaged 16.0 points and 3.8 assists in 32.7 minutes per game as sophomore in 2015-16
- Scored career-high 31 points and went perfect 11-of-11 at foul line in 2016 NCAA Tournament first round win over Baylor

2018-19 GAME-BY-GAME


OPPONENT	DATE	GS	MIN	FG	3FG	FT	OR-DR-TR	PF	A	T	B	S	PTS
Texas Southern	11/6			DNP									
Southern	11/10			DNP									
Prairie View A&M	11/12			DNP									
Nicholls State	11/16	*	21	4-7	3-5	0-0	1-1-2	0	1	2	0	1	11
vs. Ole Miss	11/23	*	35	6-14	1-5	5-5	0-0-0	4	5	1	0	1	18
vs. George Mason	11/24	*	38	5-14	0-4	8-8	0-1-1	3	2	3	0	0	18
South Dakota	11/27	*	30	3-8	2-4	2-5	1-3-4	0	4	3	0	0	10
at Wichita State	12/1	*	30	2-11	1-5	4-4	0-3-3	4	1	3	0	0	9
at Arizona	12/15	*	35	8-15	2-7	4-6	2-5-7	2	1	3	0	0	22
Stephen F. Austin	12/18	*	33	5-10	1-3	0-0	0-3-3	2	4	4	0	1	11
Oregon	12/21	*	34	5-10	2-6	2-2	0-3-3	1	4	0	0	0	14
New Orleans	12/29	*	26	4-8	2-5	3-4	1-4-5	1	5	3	0	2	13
at TCU	1/5	*	33	4-12	2-7	5-6	0-3-3	3	3	3	0	1	15
Iowa State	1/8	*	38	8-15	4-9	5-6	0-3-3	2	3	2	0	0	25
Kansas	1/12	*	32	3-12	2-8	3-4	0-1-1	4	2	3	0	0	11
at Oklahoma State	1/14												
Texas Tech	1/19												
at West Virginia	1/21												
Alabama	1/26												
at Oklahoma	1/28												
TCU	2/2												
at Texas	2/6												
Kansas State	2/9												
Oklahoma	2/11												
at Texas Tech	2/16												
at Iowa State	2/19												
West Virginia	2/23												
Texas	2/27												
at Kansas State	3/2												
Oklahoma State	3/6												
at Kansas	3/9												

MASON'S YALE STATS

YEAR	GP-GS	MIN-AVG	FG-A	PCT	3FG-A	PCT	FT-A	PCT	OFF-DEF-TOT	AVG	PF-D	A	TO	B	S	TP	AVG
2014-15 (FR.)	31-0	595-19.2	63-139	.453	17-48	.354	48-66	.727	14-55-69	2.2	52-0	49	33	2	20	191	6.2
2015-16 (SO.)	30-30	980-32.7	161-377	.427	55-154	.357	104-129	.806	15-68-83	2.8	55-0	115	91	2	25	481	16.0
2016-17 (JR.)		-redshirt-															
2017-18 (RJR.)	1-0	21-21.0	2-6	.333	2-3	.667	2-5	.400	0-0-0	0.0	0-0	1	1	0	0	8	8.0
CAREER	62-30	1596-25.7	226-522	.433	74-205	.361	154-200	.770	29-123-152	2.5	107-0	165	125	4	45	680	11.0

MASON'S BAYLOR STATS

YEAR	GP-GS	MIN-AVG	FG-A	PCT	3FG-A	PCT	FT-A	PCT	OFF-DEF-TOT	AVG	PF-D	A	TO	B	S	TP	AVG
2018-19 (RSR.)	12-12	385-32.1	57-136	.419	22-68	.324	41-50	.820	5-30-35	2.9	26-0	35	30	0	7	177	14.8
BU CAREER	12-12	385-32.1	57-136	.419	22-68	.324	41-50	.820	5-30-35	2.9	26-0	35	30	0	7	177	14.8
NCAA CAREER	74-42	1981-26.8	283-658	.430	96-273	.352	195-250	.780	34-153-187	2.5	133-0	200	155	4	52	857	11.6



24 – MATTHEW MAYER

G/F • 6-9 • 200 • FR. • HS

AUSTIN, TEXAS (WESTLAKE HS)

SEASON/CAREER HIGHS

Points: – 18 vs. Nicholls (11/16/18)
 FG: – 7 vs. Nicholls (11/16/18)
 FGA: – 12 vs. Nicholls (11/16/18)
 3FG: – 3 vs. Nicholls (11/16/18)
 3FGA: – 6 vs. Nicholls (11/16/18)
 FT: – 5, three times
 FTA: – 7 at TCU (1/5/19)
 Rebounds: – 7 vs. Ole Miss (11/23/18)
 Assists: – 2, three times
 Turnovers: – 5 vs. Ole Miss (11/23/18)
 Blocks: – 1, five times
 Steals: – 1, six times
 Minutes Played: – 30 vs. Ole Miss (11/23/18)

MISCELLANEOUS

	18-19	BU RECORD
Double-Figure Points:	4	2-2
Double-Figure Rebounds:	–	–
Double-Doubles:	–	–
5+ Assists:	–	–
Led team in Points:	1	1-0
Led team in Rebounds:	1	0-1
Led team in Blocks:	–	–
Led team in Assists:	–	–
Led team in Bench Points:	6	3-3

MAYER NOTEBOOK

- Freshman wing with length, range and ability to score in bunches
- Played off bench for 7+ minutes in all 15 games this season
- Has scored in double-figures off bench in 4 games this season, including 18 vs. Nicholls State and 17 at TCU
- Scored 17 points on just 5-of-9 shooting in 14 minutes off bench at TCU (1/5)
- Posted game-high 18 points in just 18 minutes off bench vs. Nicholls State (11/16)
- Came off bench for 12 points, 2 rebounds and 2 assists in 16 minutes vs. Southern (11/10)
- Had 6 rebounds (5 offensive) in just 11 minutes off bench in collegiate debut vs. Texas Southern (11/6)
- Four-star recruit from Austin's Westlake High School, ranked among top-100 recruits nationally in 2018 class
- Helped Westlake to 36-4 record as senior in 2017-18, playing alongside Xavier's Keonte Kennedy and Texas' Brock Cunningham
- Scored 15 points during a 12-minute scrimmage period at Vanderbilt in October
- Committed to Baylor in June 2017, more than a year prior to enrolling at BU

2018-19 GAME-BY-GAME

OPPONENT	DATE	GS	MIN	FG	3FG	FT	OR-DR-TR	PF	A	T	B	S	PTS
Texas Southern	11/6		11	0-8	0-2	0-1	5-1-6	0	0	2	0	0	0
Southern	11/10		16	3-9	1-4	5-6	0-2-2	2	2	0	0	1	12
Prairie View A&M	11/12		9	2-4	0-0	0-0	0-2-2	2	1	0	1	0	4
Nicholls State	11/16		18	7-12	3-6	1-2	1-4-5	1	0	0	1	0	18
vs. Ole Miss	11/23		30	3-7	1-4	5-6	2-5-7	4	1	5	0	0	12
vs. George Mason	11/24		10	1-4	0-1	0-0	0-1-1	2	0	2	0	0	2
South Dakota	11/27		15	3-9	2-4	1-2	0-4-4	1	2	0	0	0	9
at Wichita State	12/1		11	1-3	0-1	2-3	1-0-1	1	0	0	1	0	4
at Arizona	12/15		14	0-3	0-1	1-2	1-0-1	1	2	0	0	0	1
Stephen F. Austin	12/18		7	2-5	2-3	0-0	1-0-1	1	0	0	1	1	6
Oregon	12/21		9	0-1	0-1	0-0	0-0-0	0	0	2	0	0	0
New Orleans	12/29		12	1-6	1-2	0-0	0-0-0	0	2	0	1	1	3
at TCU	1/5		14	5-9	2-3	5-7	0-2-2	0	1	0	0	1	17
Iowa State	1/8		8	0-2	0-2	0-0	0-0-0	0	0	1	0	1	0
Kansas	1/12		12	3-10	0-2	1-1	2-1-3	3	1	0	0	1	7
at Oklahoma State	1/14												
Texas Tech	1/19												
at West Virginia	1/21												
Alabama	1/26												
at Oklahoma	1/28												
TCU	2/2												
at Texas	2/6												
Kansas State	2/9												
Oklahoma	2/11												
at Texas Tech	2/16												
at Iowa State	2/19												
West Virginia	2/23												
Texas	2/27												
at Kansas State	3/2												
Oklahoma State	3/6												
at Kansas	3/9												

MAYER'S CAREER STATS																	
YEAR	GP-GS	MIN-AVG	FG-A	PCT	3FG-A	PCT	FT-A	PCT	OFF-DEF-TOT	AVG	PF-D	A	TO	B	S	TP	AVG
2018-19 (FR.)	15-0	196-13.1	31-92	.337	12-36	.333	21-30	.700	13-22-35	2.3	18-0	12	12	5	6	95	6.3
CAREER	15-0	196-13.1	31-92	.337	12-36	.333	21-30	.700	13-22-35	2.3	18-0	12	12	5	6	95	6.3



3 – KING MCCLURE

G • 6-3 • 215 • SR. • 3L
DALLAS, TEXAS (TRIPLE A ACADEMY)

SEASON HIGHS

Points: – 27 vs. George Mason (11/24/18)
FG: – 10 vs. Texas Southern (11/6/18)
FGA: – 18 vs. Texas Southern (11/6/18)
3FG: – 5 vs. PVAMU (11/12/18); vs. George Mason (11/24/18)
3FGA: – 11 vs. George Mason (11/24/18)
FT: – 6 vs. George Mason (11/24/18)
FTA: – 7 vs. George Mason (11/24/18)
Rebounds: – 14 vs. George Mason (11/24/18)
Assists: – 7 vs. Southern (11/10/18)
Turnovers: – 5 vs. PVAMU (11/12/18); at Arizona (12/15/18)
Blocks: – 2 vs. New Orleans (12/29/18)
Steals: – 5 vs. Oregon (12/21/18)
Minutes Played: – 36 vs. Texas So. (11/6/18); vs. GMU (11/24/18)

CAREER HIGHS

Points: – 27 vs. George Mason (11/24/18)
FG: – 10 vs. Texas Southern (11/6/18)
FGA: – 18 vs. Texas Southern (11/6/18)
3FG: – 5, three times
3FGA: – 12 vs. Randall (12/9/17)
FT: – 7 vs. Texas Tech (2/17/18)
FTA: – 8 vs. Texas Tech (2/17/18)
Rebounds: – 14 vs. George Mason (11/24/18)
Assists: – 7 vs. Southern (11/10/18)
Turnovers: – 5, three times
Blocks: – 2 vs. New Orleans (12/29/18)
Steals: – 5 vs. Savannah State (11/23/15); vs. Oregon (12/21/18)
Minutes Played: – 36 vs. Texas So. (11/6/18); vs. GMU (11/24/18)

MISCELLANEOUS

	18-19	CAREER	BU RECORD
Double-Figure Points:	6	32	22-10
Double-Figure Rebounds:	2	2	1-1
Double-Doubles:	1	1	1-0
20+ Points:	3	4	3-1
5+ Assists:	2	5	3-2
Led team in Points:	3	8	5-3
Led team in Rebounds:	3	3	2-1
Led team in Assists:	4	5	3-2
Led team in Bench Points:	–	12	7-5

MCCLURE NOTEBOOK

- Strong, physical senior guard, has played 115 games and made 49 starts during 4-year Baylor career
- Switched from No. 22 to No. 3 prior to senior season to honor teammate Jake Lindsey, who will miss 2018-19 season
- Shifted from shooting guard to 3-spot in 3-guard lineup with Tristan Clark out – had 10 rebounds Saturday vs. Kansas
- Has scored 20+ points in 3 games this season after doing so in 1 of 100 games over first 3 seasons at Baylor
- Recorded career-first double-double with 27 points, 14 rebounds, 4 assists and 3 steals in 36 minutes vs. George Mason (11/24/18)
- Set school record for rebounds by a guard with 14 vs. GMU and had double-double before halftime (12p/10r)
- Posted 21 points and career-high 8 rebounds in 30 minutes vs. PVAMU (11/12/18)
- Set then-career highs in points (23), field goals made (10) and attempted (18) and minutes (36) in season opener vs. TXSO (11/6/18)
- Told basketball career was over due to heart condition in June 2015; had procedure and was cleared to resume in September 2015
- Scored in double-figures 13 times last season, has 32 career games of 10+ points, including 4 games with 20-plus points
- Posted then-career-highs of 19 points and 32 minutes in Hall of Fame Classic title game win vs. Creighton (11/21/17)
- Sparked comeback vs. Louisville (11/25/16) in Battle 4 Atlantis championship with 15 2nd-half points; played final 15 minutes
- Consensus top-100 recruit in 2015 class, ranked No. 54 nationally by 247Sports.com
- Three-time All-State selection, averaged at least 21 ppg in all four years of high school

2018-19 GAME-BY-GAME

OPPONENT	DATE	GS	MIN	FG	3FG	FT	OR-DR-TR	PF	A	T	B	S	PTS
Texas Southern	11/6	*	36	10-18	3-5	0-1	0-5-5	3	5	2	1	1	23
Southern	11/10	*	25	1-6	0-2	0-0	0-3-3	3	7	4	0	1	2
Prairie View A&M	11/12	*	30	8-11	5-8	0-0	1-7-8	2	2	5	1	1	21
Nicholls State	11/16	*	21	5-8	1-4	0-0	1-2-3	3	3	1	1	1	11
vs. Ole Miss	11/23	*	31	0-4	0-3	0-0	1-1-2	3	1	3	0	2	0
vs. George Mason	11/24	*	36	8-17	5-11	6-7	3-11-14	3	4	2	0	3	27
South Dakota	11/27	*	33	6-11	3-6	0-0	1-5-6	2	0	1	0	0	15
at Wichita State	12/1	*	29	4-12	2-5	0-0	1-5-6	2	1	0	0	1	10
at Arizona	12/15	*	27	0-3	0-1	0-1	0-2-2	1	3	5	0	4	0
Stephen F. Austin	12/18	*	30	2-10	1-7	0-0	0-3-3	3	1	2	0	2	5
Oregon	12/21	*	34	2-8	2-4	2-2	1-3-4	2	1	4	0	5	8
New Orleans	12/29	*	24	3-8	2-5	0-0	2-1-3	2	3	3	2	2	8
at TCU	1/5	*	32	3-8	0-2	1-1	1-3-4	2	2	0	0	0	7
Iowa State	1/8	*	33	2-7	1-4	1-1	3-3-6	4	1	0	0	0	6
Kansas	1/12	*	28	1-8	0-3	2-2	3-7-10	2	2	0	0	2	4
at Oklahoma State	1/14												
Texas Tech	1/19												
at West Virginia	1/21												
Alabama	1/26												
at Oklahoma	1/28												
TCU	2/2												
at Texas	2/6												
Kansas State	2/9												
Oklahoma	2/11												
at Texas Tech	2/16												
at Iowa State	2/19												
West Virginia	2/23												
Texas	2/27												
at Kansas State	3/2												
Oklahoma State	3/6												
at Kansas	3/9												

MCCLURE'S CAREER STATS

YEAR	GP-GS	MIN-AVG	FG-A	PCT	3FG-A	PCT	FT-A	PCT	OFF-DEF-TOT	AVG	PF-D	A	TO	B	S	TP	AVG
2015-16 (FR.)	34-0	444-13.1	52-116	.448	29-77	.377	18-27	.667	8-31-39	1.1	47-0	22	14	4	30	151	4.4
2016-17 (SO.)	32-13	459-14.3	54-122	.443	28-77	.364	24-32	.750	9-31-40	1.3	41-0	26	25	2	14	160	5.0
2017-18 (JR.)	34-21	814-23.9	93-237	.392	42-120	.350	49-64	.766	16-68-84	2.5	79-0	57	53	1	31	277	8.1
2018-19 (SR.)	15-15	449-29.9	55-139	.396	25-70	.357	12-15	.800	18-61-79	5.3	37-0	36	32	5	25	147	9.8
CAREER	115-49	2166-18.8	254-614	.414	124-344	.360	103-138	.746	51-191-242	2.1	204-0	141	124	12	100	735	6.4



0 — FLO THAMBA

F • 6-10 • 245 • FR. • HS
KINSHASA, CONGO (MOUNTAIN MISSION SCHOOL)

SEASON/CAREER HIGHS

Points: — 6 vs. Southern (11/10/18); vs. Kansas (1/12/19)
FG: — 3 vs. Southern (11/10/18); vs. Kansas (1/12/19)
FGA: — 5 vs. Kansas (1/12/19)
3FG: —
3FGA: —
FT: — 3 vs. Nicholls (11/16/18)
FTA: — 4 vs. Nicholls (11/16/18); vs. George Mason (11/24/18)
Rebounds: — 6 vs. Kansas (1/12/19)
Assists: — 1 vs. Nicholls (11/16/18); vs. George Mason (11/24/18)
Turnovers: — 2 vs. New Orleans (12/29/18)
Blocks: — 2 vs. New Orleans (12/29/18); vs. Iowa State (1/8/19)
Steals: — 1 vs. New Orleans (12/29/18); vs. Kansas (1/12/19)
Minutes Played: — 19 vs. George Mason (11/24/18)

MISCELLANEOUS

	18-19	BU RECORD
Double-Figure Points:	—	—
Double-Figure Rebounds:	—	—
Double-Doubles:	—	—
2+ Blocks:	2	2-0
Led team in Points:	—	—
Led team in Rebounds:	—	—
Led team in Blocks:	3	2-1
Led team in Assists:	—	—


THAMBA NOTEBOOK

- Freshman big man with 7-foot-5 wingspan, originally from Kinshasa, Democratic Republic of the Congo
- Has played off bench in all but 1 game this season, including 6 games with double-digit minutes
- Had career-highs of 6 points and 6 rebounds in just 13 minutes off bench on Saturday vs. Kansas
- Posted 6 points, 5 rebounds and 1 block in 13 minutes off bench vs. Southern (11/10)
- Had 4 points, 3 rebounds and 1 block in 9 minutes off bench in collegiate debut vs. Texas Southern (11/6)
- Grew up in South Africa, emigrated to United States in 2014
- Late addition to 2018 signing class, ranked No. 243 overall and No. 34 center by 247Sports
- Averaged 14.0 points, 10.0 rebounds and 1.5 blocks per game as senior at Mountain Mission School in Grundy, Va.

2018-19 GAME-BY-GAME

OPPONENT	DATE	GS	MIN	FG	3FG	FT	OR-DR-TR	PF	A	T	B	S	PTS
Texas Southern	11/6		9	2-3	0-0	0-1	2-1-3	0	0	1	1	0	4
Southern	11/10		13	3-3	0-0	0-0	2-3-5	1	0	1	1	0	6
Prairie View A&M	11/12		4	1-1	0-0	0-0	0-0-0	2	0	0	0	0	2
Nicholls State	11/16		14	1-2	0-0	3-4	0-3-3	3	1	1	0	0	5
vs. Ole Miss	11/23			DNP									
vs. George Mason	11/24		19	0-0	0-0	2-4	1-0-1	3	1	0	1	0	2
South Dakota	11/27		4	0-2	0-0	0-0	2-0-2	1	0	0	0	0	0
at Wichita State	12/1		5	0-0	0-0	0-0	0-0-0	2	0	0	0	0	0
at Arizona	12/15		14	1-2	0-0	0-0	3-1-4	1	0	1	1	0	2
Stephen F. Austin	12/18		4	0-1	0-0	0-0	0-2-2	1	0	0	1	0	0
Oregon	12/21		2	0-0	0-0	0-0	0-0-0	0	0	0	0	0	0
New Orleans	12/29		11	0-0	0-0	2-2	2-1-3	4	0	2	2	1	2
at TCU	1/5		1	0-0	0-0	0-0	0-0-0	1	0	1	0	0	0
Iowa State	1/8		6	0-1	0-0	0-0	0-1-1	1	0	0	2	0	0
Kansas	1/12		13	3-5	0-0	0-0	3-3-6	1	0	1	1	1	6
at Oklahoma State	1/14												
Texas Tech	1/19												
at West Virginia	1/21												
Alabama	1/26												
at Oklahoma	1/28												
TCU	2/2												
at Texas	2/6												
Kansas State	2/9												
Oklahoma	2/11												
at Texas Tech	2/16												
at Iowa State	2/19												
West Virginia	2/23												
Texas	2/27												
at Kansas State	3/2												
Oklahoma State	3/6												
at Kansas	3/9												

THAMBA'S CAREER STATS																	
YEAR	GP-GS	MIN-AVG	FG-A	PCT	3FG-A	PCT	FT-A	PCT	OFF-DEF-TOT	AVG	PF-D	A	TO	B	S	TP	AVG
2018-19 (FR.)	14-0	119-8.5	11-20	.550	0-0	.000	7-11	.636	15-15-30	2.1	21-0	2	8	10	2	29	2.1
CAREER	14-0	119-8.5	11-20	.550	0-0	.000	7-11	.636	15-15-30	2.1	21-0	2	8	10	2	29	2.1



11 – MARK VITAL

G/F • 6-5 • 230 • RSO. • 1L

LAKE CHARLES, LA. (ADVANCED PREP INT'L (TEXAS))

SEASON HIGHS

Points: – 11, three times
FG: – 5 vs. Kansas (1/12/19)
FGA: – 13 vs. Kansas (1/12/19)
3FG: – 1, three times
3FGA: – 3 vs. Texas Southern (11/6/18)
FT: – 6 vs. Nicholls (11/16/18)
FTA: – 10 vs. Prairie View A&M (11/12/18); vs. Nicholls (11/16/18)
Rebounds: – 17 at Arizona (12/15/18)
Assists: – 5 vs. Nicholls (11/16/18)
Turnovers: – 6 vs. SFA (12/18/18)
Blocks: – 2, four times
Steals: – 5 vs. SFA (12/18/18)
Minutes Played: – 37 vs. South Dakota (11/27/18)

CAREER HIGHS

Points: – 12, three times
FG: – 5, seven times
FGA: – 13 vs. Kansas (1/12/19)
3FG: – 1, four times
3FGA: – 3 vs. Texas Southern (11/6/18)
FT: – 6 vs. Nicholls (11/16/18)
FTA: – 10 vs. Prairie View A&M (11/12/18); vs. Nicholls (11/16/18)
Rebounds: – 17 at Arizona (12/15/18)
Assists: – 8 vs. Oklahoma State (1/15/18)
Turnovers: – 7 vs. Kansas (2/10/18)
Blocks: – 3 vs. Kansas (2/10/18)
Steals: – 5 vs. SFA (12/18/18)
Minutes Played: – 38 at Texas (2/12/18)

MISCELLANEOUS

	18-19	CAREER	BU RECORD
Double-Figure Points:	5	14	7-7
Double-Figure Rebounds:	3	5	4-1
Double-Doubles:	1	1	1-0
5+ Assists:	1	5	4-1
2+ Blocks	4	8	6-2
Led team in Points:	–	1	0-1
Led team in Rebounds:	8	16	11-5
Led team in Assists:	4	10	5-5
Led team in Blocks:	3	7	5-2
Led team in Bench Points:	–	6	5-1

VITAL NOTEBOOK

- High-flying redshirt sophomore guard/forward from Lake Charles, La., sat out 2016-17 season before debuting in 2017-18
- Moved to starting 5-spot with Tristan Clark's injury – had 8 offensive rebounds (2x as many as entire KU team) Saturday vs. Kansas
- Started all 15 games this season (1 game at 5-spot, 12 games at 4-spot, 2 games at 3-spot)
- Scored in double-figures in 3 of last 5 games after doing so in 2 of first 10 games this season
- Had career-high 17 rebounds (9 offensive) in win at Arizona (12/15/18), out-rebounding all 9 Arizona players combined (14 rebounds)
- Career-first double-double with 11 points, 11 rebounds and 5 assists in 29 minutes vs. Nicholls State (11/16/18)
- Has scored in double-figures 14 times during BU career, has 5 games with double-digit rebounds and 1 double-double
- Played in 33 games during redshirt freshman season, came off bench in first 11 games, then started 18 of final 22
- Grabbed career-high 11 rebounds, had career-high 3 blocks and 2 assists in 32 minutes of win over No. 10 Kansas (2/10/18)
- Nicknamed "Baby Rico" after former Baylor All-American power forward and fellow Louisianan Rico Gathers
- Ranked No. 1 in Louisiana and No. 55 nationally in 2016 recruiting class by 247Sports.com
- Featured by Yahoo! as "Middle School Basketball's Most Impressive Dunker" in 2012
- Known for highlight-reel dunks, including jumping over four players in a slam dunk contest
- Committed to Baylor in September 2013, more than two years before signing day

2018-19 GAME-BY-GAME

OPPONENT	DATE	GS	MIN	FG	3FG	FT	OR-DR-TR	PF	A	T	B	S	PTS
Texas Southern	11/6	*	28	4-8	1-3	1-2	5-4-9	4	3	5	0	2	10
Southern	11/10	*	27	1-8	1-2	0-2	2-4-6	3	2	2	2	0	3
Prairie View A&M	11/12	*	30	0-3	0-1	4-10	0-3-3	2	4	3	1	1	4
Nicholls State	11/16	*	29	2-6	1-2	6-10	6-5-11	1	5	2	0	0	11
vs. Ole Miss	11/23	*	11	0-1	0-0	0-0	1-1-2	5	1	2	0	0	0
vs. George Mason	11/24	*	16	1-2	0-0	0-0	2-4-6	4	0	2	2	0	2
South Dakota	11/27	*	37	3-6	0-1	1-2	3-6-9	3	2	3	2	2	7
at Wichita State	12/1	*	33	3-4	0-0	3-4	3-5-8	3	2	3	2	1	9
at Arizona	12/15	*	36	2-6	0-2	1-7	9-8-17	3	2	2	1	1	5
Stephen F. Austin	12/18	*	36	3-5	0-1	1-5	7-5-12	2	1	6	0	5	7
Oregon	12/21	*	29	4-4	0-0	3-6	4-4-8	3	1	0	0	0	11
New Orleans	12/29	*	18	0-1	0-0	0-4	1-3-4	2	1	0	0	3	0
at TCU	1/5	*	33	4-5	0-0	3-5	3-1-4	4	4	1	0	2	11
Iowa State	1/8	*	16	1-3	0-1	2-2	2-0-2	2	0	1	0	1	4
Kansas	1/12	*	26	5-13	0-2	0-4	8-1-9	3	1	0	0	0	10
at Oklahoma State	1/14												
Texas Tech	1/19												
at West Virginia	1/21												
Alabama	1/26												
at Oklahoma	1/28												
TCU	2/2												
at Texas	2/6												
Kansas State	2/9												
Oklahoma	2/11												
at Texas Tech	2/16												
at Iowa State	2/19												
West Virginia	2/23												
Texas	2/27												
at Kansas State	3/2												
Oklahoma State	3/6												
at Kansas	3/9												

VITAL'S CAREER STATS

YEAR	GP-GS	MIN-AVG	FG-A	PCT	3FG-A	PCT	FT-A	PCT	OFF-DEF-TOT	AVG	PF-D	A	TO	B	S	TP	AVG
2016-17 (FR.)		-redshirt-															
2017-18 (RFR.)	33-18	786-23.8	87-181	.481	1-10	.100	47-93	.505	75-109-184	5.6	73-0	71	68	21	26	222	6.7
2018-19 (RSO.)	15-15	405-27.0	33-75	.440	3-15	.200	25-63	.397	56-54-110	7.3	44-1	29	32	10	18	94	6.3
CAREER	48-33	1191-24.8	120-256	.469	4-25	.160	72-156	.462	131-163-294	6.1	117-1	100	100	31	44	316	6.6

2018-19 SEASON STATISTICS



2018-19 BAYLOR BASKETBALL
 Baylor Combined Team Statistics (as of Jan 12, 2019)
 All games



RECORD:	OVERALL	HOME	AWAY	NEUTRAL
ALL GAMES	9-6	7-3	1-2	1-1
CONFERENCE	1-2	1-1	0-1	0-0
NON-CONFERENCE	8-4	6-2	1-1	1-1

#	Player	gp-gs	min	avg	Total		3-Point		F-Throw		Rebounds				pf	dq	a	to	blk	stl	pts	avg
					fg-fga	fg%	3fg-fga	3fg%	ft-fa	ft%	off	def	tot	avg								
10	Mason, Makai	12-12	385	32.1	57-136	.419	22-68	.324	41-50	.820	5	30	35	2.9	26	0	35	30	0	7	177	14.8
25	Clark, Tristan	14-14	417	29.8	84-114	.737	1-4	.250	36-54	.667	31	57	88	6.3	41	2	23	23	34	15	205	14.6
03	McClure, King	15-15	449	29.9	55-139	.396	25-70	.357	12-15	.800	18	61	79	5.3	37	0	36	32	5	25	147	9.8
04	Kegler, Mario	9-9	260	28.9	29-81	.358	3-28	.107	14-23	.609	15	43	58	6.4	28	0	11	24	7	7	75	8.3
12	Butler, Jared	15-2	319	21.3	32-89	.360	14-52	.269	27-31	.871	4	28	32	2.1	30	1	30	18	3	13	105	7.0
02	Bandoo, Devonte	15-5	261	17.4	36-79	.456	16-45	.356	16-17	.941	3	21	24	1.6	12	0	19	13	0	5	104	6.9
24	Mayer, Matthew	15-0	196	13.1	31-92	.337	12-36	.333	21-30	.700	13	22	35	2.3	18	0	12	12	5	6	95	6.3
11	Vital, Mark	15-15	405	27.0	33-75	.440	3-15	.200	25-63	.397	56	54	110	7.3	44	1	29	32	10	18	94	6.3
01	Allen, Darius	7-1	94	13.4	9-27	.333	3-17	.176	3-9	.333	4	8	12	1.7	8	0	4	5	6	5	24	3.4
00	Thamba, Flo	14-0	119	8.5	11-20	.550	0-0	.000	7-11	.636	15	15	30	2.1	21	0	2	8	10	2	29	2.1
33	Gillespie, Freddie	7-2	86	12.3	6-13	.462	0-0	.000	1-4	.250	12	7	19	2.7	15	0	1	8	4	2	13	1.9
15	Okeke, Obim	4-0	9	2.3	0-4	.000	0-4	.000	0-0	.000	0	0	0	0.0	3	0	0	1	0	1	0	0.0
Team											27	29	56		1		2					
Total.....		15	3000		383-869	.441	99-339	.292	203-307	.661	203	375	578	38.5	284	4	202	208	84	106	1068	71.2
Opponents.....		15	3000		333-810	.411	102-303	.337	185-283	.654	140	331	471	31.4	288	8	181	217	56	92	953	63.5

TEAM STATISTICS	BU	OPP	Date	Opponent	Score	Att.
SCORING	1068	953	11/06/18	TEXAS SOUTHERN	L 69-72	4327
Points per game	71.2	63.5	11/10/18	SOUTHERN	W 80-53	4344
Scoring margin	+7.7	-	11/12/18	PRAIRIE VIEW A&M	W 91-80	4019
FIELD GOALS-ATT	383-869	333-810	11/16/18	NICHOLLS STATE	W 81-54	8721
Field goal pct	.441	.411	11/23/18	vs Ole Miss	L 70-78	1250
3 POINT FG-ATT	99-339	102-303	11/24/18	vs George Mason	W 72-61	1250
3-point FG pct	.292	.337	11/27/18	SOUTH DAKOTA	W 63-57	4083
3-pt FG made per game	6.6	6.8	12/01/18	at Wichita St.	L 63-71	10506
FREE THROWS-ATT	203-307	185-283	12/15/18	at Arizona	W 58-49	13058
Free throw pct	.661	.654	12/18/18	STEPHEN F. AUSTIN	L 58-59	4336
F-Throws made per game	13.5	12.3	12/21/18	OREGON	W 57-47	7411
REBOUNDS	578	471	12/29/18	NEW ORLEANS	W 84-44	6123
Rebounds per game	38.5	31.4	* 01/05/19	at TCU	L 81-85	6396
Rebounding margin	+7.1	-	* 01/08/19	IOWA STATE	W 73-70	5930
ASSISTS	202	181	* 01/12/19	KANSAS	L 68-73	9091
Assists per game	13.5	12.1				
TURNOVERS	208	217				
Turnovers per game	13.9	14.5				
Turnover margin	+0.6	-				
Assist/turnover ratio	1.0	0.8				
STEALS	106	92				
Steals per game	7.1	6.1				
BLOCKS	84	56				
Blocks per game	5.6	3.7				
ATTENDANCE	58385	32460				
Home games-Avg/Game	10-5838	3-9987				
Neutral site-Avg/Game	-	2-1250				

* = Conference game

Score by Periods	1st	2nd	Totals
Baylor	473	595	1068
Opponents	444	509	953

2018-19 BIG 12 STATISTICS



2018-19 BAYLOR BASKETBALL
Baylor Combined Team Statistics (as of Jan 12, 2019)
Conference games only



BIG 12 CONFERENCE

RECORD:	OVERALL	HOME	AWAY	NEUTRAL
ALL GAMES	1-2	1-1	0-1	0-0
CONFERENCE	1-2	1-1	0-1	0-0
NON-CONFERENCE	0-0	0-0	0-0	0-0

#	Player	gp-gs	min	avg	Total		3-Point		F-Throw		Rebounds				pf	dq	a	to	blk	stl	pts	avg
					fg-fga	fg%	3fg-fga	3fg%	ft-fga	ft%	off	def	tot	avg								
25	Clark, Tristan	2-2	69	34.5	13-23	.565	0-1	.000	8-12	.667	2	8	10	5.0	5	0	7	3	1	3	34	17.0
10	Mason, Makai	3-3	103	34.3	15-39	.385	8-24	.333	13-16	.813	0	7	7	2.3	9	0	8	8	0	1	51	17.0
11	Vital, Mark	3-3	75	25.0	10-21	.476	0-3	.000	5-11	.455	13	2	15	5.0	9	0	5	2	0	3	25	8.3
24	Mayer, Matthew	3-0	34	11.3	8-21	.381	2-7	.286	6-8	.750	2	3	5	1.7	3	0	2	1	0	3	24	8.0
02	Bandoo, Devonte	3-0	29	9.7	7-12	.583	5-9	.556	3-3	1.000	1	1	2	0.7	4	0	1	3	0	0	22	7.3
04	Kegler, Mario	3-3	92	30.7	9-25	.360	1-7	.143	2-4	.500	6	15	21	7.0	8	0	6	7	2	4	21	7.0
12	Butler, Jared	3-1	72	24.0	6-15	.400	4-10	.400	4-4	1.000	2	7	9	3.0	9	1	10	6	0	2	20	6.7
03	McClure, King	3-3	93	31.0	6-23	.261	1-9	.111	4-4	1.000	7	13	20	6.7	8	0	5	0	0	2	17	5.7
33	Gillespie, Freddie	1-0	13	13.0	1-4	.250	0-0	.000	0-0	.000	2	1	3	3.0	1	0	0	3	1	2	2	2.0
00	Thamba, Flo	3-0	20	6.7	3-6	.500	0-0	.000	0-0	.000	3	4	7	2.3	3	0	0	2	3	1	6	2.0
Team											9	7	16		1							
Total.....		3	600		78-189	.413	21-70	.300	45-62	.726	47	68	115	38.3	60	1	44	35	7	21	222	74.0
Opponents.....		3	600		82-153	.536	22-48	.458	42-69	.609	16	69	85	28.3	56	2	49	34	16	18	228	76.0

TEAM STATISTICS	BU	OPP	Date	Opponent	Score	Att.
SCORING	222	228	* 01/05/19	at TCU	L 81-85	6396
Points per game	74.0	76.0	* 01/08/19	IOWA STATE	W 73-70	5930
Scoring margin	-2.0	-	* 01/12/19	KANSAS	L 68-73	9091
FIELD GOALS-ATT	78-189	82-153	* = Conference game			
Field goal pct	.413	.536				
3 POINT FG-ATT	21-70	22-48				
3-point FG pct	.300	.458				
3-pt FG made per game	7.0	7.3				
FREE THROWS-ATT	45-62	42-69				
Free throw pct	.726	.609				
F-Throws made per game	15.0	14.0				
REBOUNDS	115	85				
Rebounds per game	38.3	28.3				
Rebounding margin	+10.0	-				
ASSISTS	44	49				
Assists per game	14.7	16.3				
TURNOVERS	35	34				
Turnovers per game	11.7	11.3				
Turnover margin	-0.3	-				
Assist/turnover ratio	1.3	1.4				
STEALS	21	18				
Steals per game	7.0	6.0				
BLOCKS	7	16				
Blocks per game	2.3	5.3				
ATTENDANCE	15021	6396				
Home games-Avg/Game	2-7510	1-6396				
Neutral site-Avg/Game	-	0-0				

Score by Periods	1st	2nd	Totals
Baylor	91	131	222
Opponents	105	123	228

TEAM GAME-BY-GAME

Opponent	Date	Score	Total		3-Pointers		Free throws		Rebounds				pf	a	t/o	blk	stl	pts	avg	
			fg-fga	pct	3fg-fga	pct	ft-fa	pct	off	def	tot	avg								
TEXAS SOUTHERN	11/06/18	69-72	L	30-67	.448	6-19	.316	3-11	.273	21	19	40	40.0	23	12	19	5	6	69	69.0
SOUTHERN	11/10/18	80-53	W	28-63	.444	9-27	.333	15-21	.714	15	24	39	39.5	20	19	9	7	8	80	74.5
PRAIRIE VIEW A&M	11/12/18	91-80	W	31-51	.608	11-23	.478	18-27	.667	7	25	32	37.0	20	17	16	11	4	91	80.0
NICHOLLS STATE	11/16/18	81-54	W	29-63	.460	10-29	.345	13-22	.591	16	28	44	38.8	17	17	8	6	5	81	80.2
vs Ole Miss	11/23/18	70-78	L	25-54	.463	2-18	.111	18-22	.818	8	23	31	37.2	27	11	18	3	7	70	78.2
vs George Mason	11/24/18	72-61	W	21-54	.389	6-26	.231	24-29	.828	10	24	34	36.7	25	9	13	5	6	72	77.2
SOUTH DAKOTA	11/27/18	63-57	W	23-57	.404	8-22	.364	9-19	.474	11	30	41	37.3	14	11	8	12	3	63	75.1
at Wichita St.	12/01/18	63-71	L	23-62	.371	4-22	.182	13-16	.813	13	24	37	37.2	18	5	13	6	4	63	73.6
at Arizona	12/15/18	58-49	W	22-51	.431	4-19	.211	10-20	.500	19	32	51	38.8	17	10	20	3	7	58	71.9
STEPHEN F. AUSTIN	12/18/18	58-59	L	21-55	.382	4-24	.167	12-21	.571	14	25	39	38.8	16	11	18	5	14	58	70.5
OREGON	12/21/18	57-47	W	21-44	.477	4-15	.267	11-18	.611	11	22	33	38.3	14	14	17	2	7	57	69.3
NEW ORLEANS	12/29/18	84-44	W	31-59	.525	10-25	.400	12-19	.632	11	31	42	38.6	13	22	14	12	14	84	70.5
at TCU	01/05/19	81-85	L	29-59	.492	4-16	.250	19-27	.704	11	22	33	38.2	23	19	11	1	6	81	71.3
IOWA STATE	01/08/19	73-70	W	24-55	.436	8-23	.348	17-20	.850	10	23	33	37.8	14	12	10	3	6	73	71.4
KANSAS	01/12/19	68-73	L	25-75	.333	9-31	.290	9-15	.600	26	23	49	38.5	23	13	14	3	9	68	71.2
Baylor		1068		383-869	.441	99-339	.292	203-307	.661	203	375	578	38.5	284	202	208	84	106	1068	71.2
Opponents		953		333-810	.411	102-303	.337	185-283	.654	140	331	471	31.4	288	181	217	56	92	953	63.5

OPPONENT GAME-BY-GAME

Opponent	Date	Score	Total		3-Pointers		Free throws		Rebounds				pf	a	t/o	blk	stl	pts	avg	
			fg-fga	pct	3fg-fga	pct	ft-fa	pct	off	def	tot	avg								
TEXAS SOUTHERN	11/06/18	69-72	L	25-52	.481	9-21	.429	13-21	.619	12	23	35	35.0	17	18	18	4	5	72	72.0
SOUTHERN	11/10/18	80-53	W	17-45	.378	4-12	.333	15-21	.714	7	24	31	33.0	22	7	21	2	4	53	62.5
PRAIRIE VIEW A&M	11/12/18	91-80	W	28-61	.459	11-22	.500	13-25	.520	15	16	31	32.3	22	14	13	1	8	80	68.3
NICHOLLS STATE	11/16/18	81-54	W	18-55	.327	4-26	.154	14-18	.778	11	23	34	32.8	20	7	13	4	4	54	64.8
vs Ole Miss	11/23/18	70-78	L	22-56	.393	5-20	.250	29-36	.806	11	24	35	33.2	21	14	13	4	8	78	67.4
vs George Mason	11/24/18	72-61	W	18-49	.367	2-14	.143	23-31	.742	7	20	27	32.2	23	5	14	2	4	61	66.3
SOUTH DAKOTA	11/27/18	63-57	W	22-63	.349	5-23	.217	8-11	.727	13	29	42	33.6	19	9	8	4	5	57	65.0
at Wichita St.	12/01/18	63-71	L	26-66	.394	10-32	.313	9-17	.529	16	28	44	34.9	17	13	15	3	6	71	65.8
at Arizona	12/15/18	58-49	W	19-53	.358	9-28	.321	2-6	.333	5	14	19	33.1	21	15	10	3	7	49	63.9
STEPHEN F. AUSTIN	12/18/18	58-59	L	22-52	.423	7-17	.412	8-14	.571	8	26	34	33.2	19	10	19	5	10	59	63.4
OREGON	12/21/18	57-47	W	18-44	.409	7-18	.389	4-6	.667	4	14	18	31.8	16	12	17	4	6	47	61.9
NEW ORLEANS	12/29/18	84-44	W	16-61	.262	7-22	.318	5-8	.625	15	21	36	32.2	15	8	22	4	7	44	60.4
at TCU	01/05/19	81-85	L	30-53	.566	6-14	.429	19-34	.559	8	21	29	31.9	20	22	10	3	6	85	62.3
IOWA STATE	01/08/19	73-70	W	28-56	.500	7-18	.389	7-8	.875	4	22	26	31.5	17	14	10	2	6	70	62.9
KANSAS	01/12/19	68-73	L	24-44	.545	9-16	.563	16-27	.593	4	26	30	31.4	19	13	14	11	6	73	63.5
Opponents		953		333-810	.411	102-303	.337	185-283	.654	140	331	471	31.4	288	181	217	56	92	953	63.5
Baylor		1068		383-869	.441	99-339	.292	203-307	.661	203	375	578	38.5	284	202	208	84	106	1068	71.2

TEAM COMPARISON GAME-BY-GAME

Opponent	1st	2nd	Score	Mar	Total FG	FG Pct	3-Pointers	3FG Pct	Free Throws	FT Pct	Rebounds	Assist	T/Over	Block	Steal	Fouls	
TEXAS SOUTHERN	40/27	29/45	69-72	(3)	30-67/25-52	.448/.481	6-19/9-21	.316/.429	3-11/13-21	.273/.619	40/35	+5	12/18	19/18	5/4	6/5	23/17
SOUTHERN	31/27	49/26	80-53	+27	28-63/17-45	.444/.378	9-27/4-12	.333/.333	15-21/15-21	.714/.714	39/31	+8	19/7	9/21	7/2	8/4	20/22
PRAIRIE VIEW A&M	47/36	44/44	91-80	+11	31-51/28-61	.608/.459	11-23/11-22	.478/.500	18-27/13-25	.667/.520	32/31	+1	17/14	16/13	11/1	4/8	20/22
NICHOLLS STATE	37/21	44/33	81-54	+27	29-63/18-55	.460/.327	10-29/4-26	.345/.154	13-22/14-18	.591/.778	44/34	+10	17/7	8/13	6/4	5/4	17/20
Ole Miss	39/43	31/35	70-78	(8)	25-54/22-56	.463/.393	2-18/5-20	.111/.250	18-22/29-36	.818/.806	31/35	(4)	11/14	18/13	3/4	7/8	27/21
George Mason	28/27	44/34	72-61	+11	21-54/18-49	.389/.367	6-26/2-14	.231/.143	24-29/23-31	.828/.742	34/27	+7	9/5	13/14	5/2	6/4	25/23
SOUTH DAKOTA	27/29	36/28	63-57	+6	23-57/22-63	.404/.349	8-22/5-23	.364/.217	9-19/8-11	.474/.727	41/42	(1)	11/9	8/8	12/4	3/5	14/19
Wichita St.	15/44	48/27	63-71	(8)	23-62/26-66	.371/.394	4-22/10-32	.182/.313	13-16/9-17	.813/.529	37/44	(7)	5/13	13/15	6/3	4/6	18/17
Arizona	20/23	38/26	58-49	+9	22-51/19-53	.431/.358	4-19/9-28	.211/.321	10-20/2-6	.500/.333	51/19	+32	10/15	20/10	3/3	7/7	17/21
STEPHEN F. AUSTIN	33/25	25/34	58-59	(1)	21-55/22-52	.382/.423	4-24/7-17	.167/.412	12-21/8-14	.571/.571	39/34	+5	11/10	18/19	5/5	14/10	16/19
OREGON	28/16	29/31	57-47	+10	21-44/18-44	.477/.409	4-15/7-18	.267/.389	11-18/4-6	.611/.667	33/18	+15	14/12	17/17	2/4	7/6	14/16
NEW ORLEANS	37/21	47/23	84-44	+40	31-59/16-61	.525/.262	10-25/7-22	.400/.318	12-19/5-8	.632/.625	42/36	+6	22/8	14/22	12/4	14/7	13/15
TCU	28/40	53/45	81-85	(4)	29-59/30-53	.492/.566	4-16/6-14	.250/.429	19-27/19-34	.704/.559	33/29	+4	19/22	11/10	1/3	6/6	23/20
IOWA STATE	38/30	35/40	73-70	+3	24-55/28-56	.436/.500	8-23/7-18	.348/.389	17-20/7-8	.850/.875	33/26	+7	12/14	10/10	3/2	6/6	14/17
KANSAS	25/35	43/38	68-73	(5)	25-75/24-44	.333/.545	9-31/9-16	.290/.563	9-15/16-27	.600/.593	49/30	+19	13/13	14/14	3/11	9/6	23/19

Note: Game totals are displayed in the format TEAM/OPPONENT for each category

GAME 16 – at OKLAHOMA STATE

2018-19 BAYLOR BASKETBALL GAME NOTES

GAME 1 – TEXAS SOUTHERN 72, BAYLOR 69

GAME 2 – BAYLOR 80, SOUTHERN 53



Official Basketball Box Score -- Game Totals -- Final Statistics
Texas Southern vs Baylor
11/06/18 8:30 pm at Ferrell Center (Waco, Texas)



Texas Southern 72 • 1-0

#	Player	Total			3-Ptr			Rebounds			PF	TP	A	TO	Bk	Stl	Min
		FG-FGA	FG-FGA	FT-FTA	Off	Def	Tot	Off	Def	Tot							
00	Devocio Butler	f	5-9	3-3	0-1	3	3	6	2	13	1	1	0	1	0	32	
01	Jeremy Combs	f	4-8	0-1	3-6	3	5	8	4	11	2	2	0	1	0	24	
05	Trayvon Reed	c	7-9	0-0	1-3	4	8	12	2	15	3	2	2	1	0	32	
03	Jaylyn Patterson	g	6-14	5-11	6-6	0	3	3	2	23	6	5	1	0	0	36	
11	Cainan McClelland	g	1-2	1-2	2-2	0	1	1	1	5	1	1	0	1	0	18	
04	Derrick Bruce	g	0-3	0-3	0-0	0	2	2	3	0	4	3	1	1	0	22	
12	John Jones	g	0-1	0-1	0-0	0	0	0	2	0	1	0	0	0	0	8	
15	Justin Hopkins	g	2-5	0-0	1-3	1	1	2	0	5	0	1	0	0	0	21	
20	Tyrik Armstrong	g	0-1	0-0	0-0	0	0	0	0	0	1	2	0	0	0	4	
44	Michael Dobbins	g	0-0	0-0	0-0	0	0	0	1	0	0	0	0	0	0	3	
Team						1	0	1									
Totals			25-52	9-21	13-21	12	23	35	17	72	18	18	4	5	0	200	
FG % 1st Half:		8-25	32.0%	2nd half:	17-27	63.0%	Game:		25-52	48.1%					Deadball Rebounds		
3FG % 1st Half:		3-10	30.0%	2nd half:	6-11	54.5%	Game:		9-21	42.9%					4		
FT % 1st Half:		8-13	61.5%	2nd half:	5-8	62.5%	Game:		13-21	61.9%							

Baylor 69 • 0-1

#	Player	Total			3-Ptr			Rebounds			PF	TP	A	TO	Bk	Stl	Min
		FG-FGA	FG-FGA	FT-FTA	Off	Def	Tot	Off	Def	Tot							
25	Clark, Tristan	f	5-7	1-1	0-0	2	1	3	5	11	0	1	2	0	1	19	
01	Allen, Darius	g	1-5	0-3	0-2	2	3	5	0	2	1	2	1	1	0	26	
03	McClure, King	g	10-18	3-5	0-1	0	5	5	3	23	5	2	1	1	0	36	
11	Vital, Mark	g	4-8	1-3	1-2	5	4	9	4	10	3	5	0	0	0	28	
12	Butler, Jared	g	1-6	0-3	0-0	0	0	0	4	2	1	3	0	2	0	21	
00	Thamba, Flo	g	2-3	0-0	0-1	2	1	3	0	4	0	1	1	0	0	9	
02	Bando, Devonte	g	4-8	1-2	1-1	0	2	2	1	10	2	2	0	0	0	30	
15	Okeke, Obim	g	0-0	0-0	0-0	0	0	0	2	0	0	0	0	0	0	2	
24	Mayer, Matthew	g	0-8	0-2	0-1	5	1	6	0	0	0	2	0	0	0	11	
33	Gillespie, Freddie	g	3-4	0-0	1-3	5	2	7	4	7	0	1	0	0	0	18	
Team						0	0	0									
Totals			30-67	6-19	3-11	21	19	40	23	69	12	19	5	6	0	200	
FG % 1st Half:		17-33	51.5%	2nd half:	13-34	38.2%	Game:		30-67	44.8%					Deadball Rebounds		
3FG % 1st Half:		4-9	44.4%	2nd half:	2-10	20.0%	Game:		6-19	31.8%					1		
FT % 1st Half:		2-7	28.6%	2nd half:	1-4	25.0%	Game:		3-11	27.3%							

Officials: Darron George, Jeb Hartness, Tommy Short
Technical fouls: Texas Southern-Jeremy Combs, Derrick Bruce, Baylor-Vital, Mark
Attendance: 4327
Fouled Out: BU: #25 Clark 3:18

Score by periods	1st	2nd	Total
Texas Southern	27	45	72
Baylor	40	29	69

Last FG - TSUM 2nd-00:21, BU 2nd-00:37.
Largest lead - TSUM by 3 2nd-00:04, BU by 17 2nd-13:57.
TSUM led for 02:18, BU led for 36:20. Game was tied for 01:22.

Score tied - 2 times.
Lead changed - 4 times.



Official Basketball Box Score -- Game Totals -- Final Statistics
Southern vs Baylor
11/10/18 5:00 pm at Ferrell Center (Waco, Texas)



Southern 53 • 0-2

#	Player	Total			3-Ptr			Rebounds			PF	TP	A	TO	Bk	Stl	Min
		FG-FGA	FG-FGA	FT-FTA	Off	Def	Tot	Off	Def	Tot							
20	Sydney Urnude	f	2-6	0-0	0-2	0	5	5	0	4	0	0	0	0	1	23	
21	Bryan Assie	f	1-4	0-0	2-3	1	2	3	2	4	0	1	2	0	0	23	
14	Aaron Ray	g	0-1	0-1	0-0	0	4	4	5	0	2	1	0	1	0	22	
02	Eddie Reese	g	6-9	1-2	5-6	1	3	4	2	18	0	7	0	0	1	31	
32	Jayden Stadler	g	3-8	0-1	5-5	0	1	1	2	11	3	4	0	0	0	31	
00	Richard Lee	g	2-7	2-5	0-0	0	0	0	2	6	0	1	0	0	0	15	
03	Trevor Blackmon	g	0-0	0-0	1-3	0	0	0	3	1	2	0	1	0	0	10	
04	Isaiah Rollins	g	0-2	0-1	2-2	0	0	0	0	2	0	0	0	0	0	6	
10	Hassan Husein	g	0-0	0-0	0-0	1	0	1	0	0	0	0	0	0	0	7	
12	Alex Ennis	g	1-1	0-0	0-0	1	1	2	2	2	0	1	0	0	0	10	
13	Torrey Mayo	g	0-0	0-0	0-0	0	0	0	0	0	0	0	0	0	0	1	
23	Marcel Burton	g	1-4	1-2	0-0	0	1	1	3	3	0	1	0	0	0	11	
24	Osa Wilson	g	1-2	0-0	0-0	0	2	2	1	2	0	2	0	0	0	6	
25	Brendon Brooks	g	0-1	0-0	0-0	0	1	1	0	0	1	0	0	0	0	7	
Team						3	4	7									
Totals			17-45	4-12	15-21	7	24	31	22	53	7	21	2	4	0	200	
FG % 1st Half:		9-21	42.9%	2nd half:	8-24	33.3%	Game:		17-45	37.8%					Deadball Rebounds		
3FG % 1st Half:		3-4	75.0%	2nd half:	1-8	12.5%	Game:		4-12	33.3%					3		
FT % 1st Half:		6-9	66.7%	2nd half:	9-12	75.0%	Game:		15-21	71.4%							

Baylor 80 • 1-1

#	Player	Total			3-Ptr			Rebounds			PF	TP	A	TO	Bk	Stl	Min
		FG-FGA	FG-FGA	FT-FTA	Off	Def	Tot	Off	Def	Tot							
25	Clark, Tristan	f	8-9	0-0	1-1	4	2	6	4	17	1	1	2	0	0	22	
33	Gillespie, Freddie	f	0-1	0-0	0-0	4	2	6	4	0	0	0	0	0	0	22	
02	Bando, Devonte	g	7-12	4-8	7-7	1	5	6	0	25	2	0	0	0	3	34	
03	McClure, King	g	1-6	0-2	0-0	0	3	3	3	2	7	4	0	1	0	25	
11	Vital, Mark	g	1-8	1-2	0-2	2	4	6	3	3	2	2	2	0	0	27	
00	Thamba, Flo	g	3-3	0-0	0-0	2	3	5	1	6	0	1	1	0	0	13	
01	Allen, Darius	g	2-7	1-6	1-3	1	1	2	1	6	0	0	2	1	0	19	
12	Butler, Jared	g	3-7	2-4	1-2	0	2	2	2	9	5	0	0	0	0	20	
15	Okeke, Obim	g	0-1	0-1	0-0	0	0	0	0	0	0	1	0	0	1	2	
24	Mayer, Matthew	g	3-9	1-4	5-6	0	2	2	2	12	2	0	0	0	1	16	
Team						1	0	1									
Totals			28-63	9-27	15-21	15	24	39	20	80	19	9	7	8	0	200	
FG % 1st Half:		11-27	40.7%	2nd half:	17-36	47.2%	Game:		28-63	44.4%					Deadball Rebounds		
3FG % 1st Half:		3-12	25.0%	2nd half:	6-15	40.0%	Game:		9-27	33.3%					2		
FT % 1st Half:		6-8	75.0%	2nd half:	9-13	69.2%	Game:		15-21	71.4%							

Officials: Doug Simmons, Byron Jarrett, Brent Hampton
Technical fouls: Southern-None, Baylor-None.
Attendance: 4344
Delayed start due to basket issue. Start time approximately 5:50.
Fouled Out: Southern: #14 Ray 8:30

Score by periods	1st	2nd	Total
Southern	27	26	53
Baylor	31	49	80

Last FG - SU 2nd-00:01, BU 2nd-01:42.
Largest lead - SU by 2 1st-18:06, BU by 29 2nd-00:58.
SU led for 01:28, BU led for 35:26. Game was tied for 03:06.

Score tied - 3 times.
Lead changed - 4 times.

GAME 3 – BAYLOR 91, PRAIRIE VIEW A&M 80

GAME 4 – BAYLOR 81, NICHOLLS STATE 54



Official Basketball Box Score -- Game Totals -- Final Statistics
Prairie View A&M vs Baylor
11/12/18 7:00 pm at Ferrell Center (Waco, Texas)



Prairie View A&M 80 • 1-1

#	Player	Total			3-Ptr			Rebounds			PF	TP	A	TO	Bk	Stl	Min
		FG-FGA	FG-FGA	FT-FTA	Off	Def	Tot	Off	Def	Tot							
13	Iwin Ellis	f	1-1	0-0	2-2	2	1	3	5	4	0	0	0	1	0	16	
01	Taishawn Johnson	g	3-7	0-1	5-10	0	3	3	1	11	3	2	0	0	0	36	
02	Darius Williams	g	5-7	5-5	1-3	0	0	0	2	16	0	0	0	0	0	10	
03	Gary Blackston	g	7-15	2-6	2-4	1	5	6	3	18	3	5	0	0	0	32	
15	Gerard Andrews	g	7-13	0-0	0-2	6	3	9	3	14	1	2					

GAME 5 – OLE MISS 78, BAYLOR 70



Official Basketball Box Score -- Game Totals -- Final Statistics
Baylor vs Ole Miss
11/23/18 8:30 PM at The Arena (Niceville, Fla.)



Baylor 70 • 3-2

#	Player	Total		3-Ptr		Rebounds			PF	TP	A	TO	Blk	Stl	Min		
		FG-FGA	FG-FGA	FT-FTA	Off	Def	Tot										
02	Bandoo, Devonte	0-2	0-0	0-0	0	1	1	0	0	1	0	0	0	0	7		
03	McClure, King	0-4	0-3	0-0	1	1	2	3	0	0	1	3	0	2	31		
10	Mason, Makai	6-14	1-5	5-5	0	0	0	4	18	5	1	0	1	35			
11	Vital, Mark	0-1	0-0	0-0	1	1	2	5	0	1	2	0	0	11			
25	Clark, Tristan	11-13	0-0	5-8	1	5	6	4	27	1	1	2	0	35			
01	Allen, Darius	1-2	0-1	0-0	0	1	1	4	2	1	1	1	2	13			
12	Butler, Jared	4-11	0-5	3-3	0	5	5	2	11	1	2	0	2	33			
24	Mayer, Matthew	3-7	1-4	5-6	2	5	7	4	12	1	5	0	0	30			
33	Gillespie, Freddie	0-0	0-0	0-0	1	0	1	1	0	0	2	0	0	5			
Team						2		4		6							
Totals		25-54		2-18		18-22			8		23		31		27		
FG % 1st Half:		12:26		46.2%		2nd half:		13:28		46.4%		Game:		25-54		46.3%	
3FG % 1st Half:		1:6		16.7%		2nd half:		1:12		8.3%		Game:		2-18		11.1%	
FT % 1st Half:		14:16		87.5%		2nd half:		4:6		66.7%		Game:		18-22		81.8%	

Ole Miss 78 • 3-1

#	Player	Total		3-Ptr		Rebounds			PF	TP	A	TO	Blk	Stl	Min		
		FG-FGA	FG-FGA	FT-FTA	Off	Def	Tot										
00	Hinson, B.	3-10	1-6	2-2	2	1	3	3	9	1	1	1	1	29			
02	Shuler, D.	1-5	0-2	2-3	0	4	4	1	4	3	3	0	2	38			
03	Davis, T.	2-11	0-3	3-4	1	3	4	5	7	2	2	1	1	24			
12	Stevens, B.	7-13	1-2	2-2	3	5	8	2	17	1	4	0	1	33			
21	Tyree, B.	6-11	3-5	13-17	1	1	2	3	28	3	0	0	2	33			
01	Naylor, Z.	0-0	0-0	0-0	0	0	0	1	0	1	0	0	0	3			
13	Olejniczak, D.	0-0	0-0	0-0	0	3	3	2	0	0	1	1	0	7			
14	Buffen, K.	3-5	0-2	3-3	1	6	7	2	9	2	1	1	0	23			
20	Davis, D.	0-0	0-0	2-3	0	0	0	1	2	1	0	0	1	5			
23	Rodriguez, L.	0-1	0-0	2-2	1	1	2	1	2	0	1	0	0	5			
Team						2		0		2							
Totals		22-56		5-20		29-36			11		24		35		21		
FG % 1st Half:		12:32		37.5%		2nd half:		10:24		41.7%		Game:		22-56		39.3%	
3FG % 1st Half:		3:12		25.0%		2nd half:		2:8		25.0%		Game:		5-20		25.0%	
FT % 1st Half:		16:19		84.2%		2nd half:		13:17		76.5%		Game:		29-36		80.6%	

Officials: Mike Eades, Doug Shows, Pat Adams
Technical fouls: Baylor-None, Ole Miss-None.
Attendance: 1250

Score by periods	1st	2nd	Total
Baylor	39	31	70
Ole Miss	43	35	78

Last FG - BU 2nd-00:45, MISS 2nd-02:45.
Largest lead - BU by 2 1st-19:11, MISS by 13 1st-13:16.
BU led for 00:32, MISS led for 36:09. Game was tied for 03:19.

Points	In	Off	2nd	Fast	Bench
BU	38	9	4	0	25
MISS	30	20	13	0	13

Score tied - 5 times.
Lead changed - 3 times.

GAME 6 – BAYLOR 72, GEORGE MASON 61



Official Basketball Box Score -- Game Totals -- Final Statistics
George Mason vs Baylor
11/24/18 3:00 PM at The Arena (Niceville, Fla.)



George Mason 61 • 2-5

#	Player	Total		3-Ptr		Rebounds			PF	TP	A	TO	Blk	Stl	Min		
		FG-FGA	FG-FGA	FT-FTA	Off	Def	Tot										
01	Kier, J.	3-9	0-2	0-0	2	4	6	3	6	1	2	0	2	36			
04	Livingston, O.	8-18	2-7	8-9	1	2	3	2	26	1	4	0	1	37			
05	Grayer, J.	4-4	0-3	2-4	0	0	0	3	2	1	2	2	0	16			
23	Greene, J.	2-4	0-1	0-0	2	2	4	4	4	0	1	0	0	26			
31	Reuter, J.	2-5	0-0	11-14	0	2	2	2	15	1	2	0	1	25			
00	Mar, G.	0-0	0-0	0-0	0	0	0	2	0	0	1	0	0	9			
10	Hartwell, J.	0-1	0-0	0-0	0	1	1	0	0	0	0	0	0	5			
12	Wilson, A.	0-3	0-0	0-0	0	0	0	1	0	0	1	0	0	8			
20	Douglas-Stanley, J.	0-0	0-0	0-0	0	0	0	1	0	0	0	0	0	3			
32	Boyd, I.	1-3	0-1	2-4	0	3	3	3	4	1	0	0	0	23			
33	Caxliffe, G.	2-2	0-0	0-0	1	2	3	2	4	0	1	0	0	12			
Team						3		4		7							
Totals		18-49		2-14		23-31			7		20		27		23		
FG % 1st Half:		8:24		33.3%		2nd half:		10:25		40.0%		Game:		18-49		36.7%	
3FG % 1st Half:		1:6		16.7%		2nd half:		1:8		12.5%		Game:		2-14		14.3%	
FT % 1st Half:		10:13		76.9%		2nd half:		13:18		72.2%		Game:		23-31		74.2%	

Baylor 72 • 4-2

#	Player	Total		3-Ptr		Rebounds			PF	TP	A	TO	Blk	Stl	Min		
		FG-FGA	FG-FGA	FT-FTA	Off	Def	Tot										
02	Bandoo, Devonte	3-6	1-4	0-0	0	3	3	1	7	0	1	0	0	20			
03	McClure, King	8-17	5-11	6-7	3	11	14	3	27	4	2	0	3	36			
10	Mason, Makai	5-14	0-4	8-8	0	1	1	3	18	2	3	0	0	38			
11	Vital, Mark	1-2	0-0	0-0	2	4	6	4	2	0	2	2	0	16			
25	Clark, Tristan	2-4	0-0	3-4	2	2	4	5	7	1	1	2	2	34			
00	Thamba, Flo	0-0	0-0	2-4	1	0	1	3	2	1	0	1	0	19			
01	Allen, Darius	1-2	0-1	1-2	0	1	1	0	3	0	1	0	0	5			
12	Butler, Jared	0-5	0-5	4-4	0	0	0	4	4	1	1	0	1	22			
24	Mayer, Matthew	1-4	0-1	0-0	0	1	1	2	2	0	2	0	0	10			
Team						2		1		3							
Totals		21-54		6-26		24-29			10		24		34		25		
FG % 1st Half:		10:30		33.3%		2nd half:		11:24		45.8%		Game:		21-54		38.9%	
3FG % 1st Half:		2:14		14.3%		2nd half:		4:12		33.3%		Game:		6-26		23.1%	
FT % 1st Half:		6:10		60.0%		2nd half:		18:19		94.7%		Game:		24-29		82.8%	

Officials: Doug Shows, Jeff Anderson, John Gaffney
Technical fouls: George Mason-None, Baylor-None.
Attendance: 1250

Score by periods	1st	2nd	Total
George Mason	27	34	61
Baylor	28	44	72

Last FG - MASON 2nd-01:03, BU 2nd-02:36.
Largest lead - MASON by 4 1st-05:49, BU by 14 2nd-01:55.
MASON led for 08:18, BU led for 29:55. Game was tied for 01:47.

Points	In	Off	2nd	Fast	Bench
MASON	22	21	2	0	8
BU	22	22	10	0	11

Score tied - 4 times.
Lead changed - 9 times.

GAME 7 – BAYLOR 63, SOUTH DAKOTA 57



Official Basketball Box Score -- Game Totals -- Final Statistics
South Dakota vs Baylor
11/27/18 7:00 pm at Ferrell Center, Waco, Texas



South Dakota 57 • 3-3

#	Player	Total		3-Ptr		Rebounds			PF	TP	A	TO	Blk	Stl	Min		
		FG-FGA	FG-FGA	FT-FTA	Off	Def	Tot										
12	Trey Burch-Manning	6-13	0-1	5-5	6	8	14	4	17	1	0	0	1	37			
13	Matt Johns	2-2	2-2	0-0	0	2	2	1	6	0	1	0	1	20			
22	Tyler Peterson	4-15	0-4	2-2	3	5	8	4	10	1	2	1	0	29			
03	Triston Simpson	3-9	2-7	0-1	2	4	6	2	8	6	2	0	0	37			
20	Brandon Armstrong	3-11	1-5	0-1	1	5	6	4	7	0	1	0	2	38			
00	Stanley Ulmude	3-7	0-0	1-2	1	3	4	3	7	1	2	1	1	16			
32	Jay Harvey	0-0	0-0	0-0	0	2	2	0	0	0	0	2	0	5			
33	Logan Power	1-6	0-4	0-0	0	0	0	1	2	0	0	0	0	18			
Team						0		0		0							
Totals		22-63		5-23		8-11			13		29		42		19		
FG % 1st Half:		11:23		47.8%		2nd half:		11:40		27.5%		Game:		22-63		34.9%	
3FG % 1st Half:		4:7		57.1%		2nd half:		1:16		6.3%		Game:		5-23		21.7%	
FT % 1st Half:		3:5		60.0%		2nd half:		5:6		83.3%		Game:		8-11		72.7%	

Baylor 63 • 5-2

#	Player	Total		3-Ptr		Rebounds			PF	TP	A	TO	Blk	Stl	Min
		FG-FGA	FG-FGA	FT-FTA	Off	Def	Tot								
25	Clark, Tristan	3-5	0-0	2-2	2	4	6	3	8						

GAME 16 – at OKLAHOMA STATE

2018-19 BAYLOR BASKETBALL GAME NOTES

GAME 9 – BAYLOR 58, ARIZONA 49

GAME 10 – SFA 59, BAYLOR 58



Official Basketball Box Score -- Game Totals -- Final Statistics
Baylor vs Arizona
12/15/18 9:00 pm at McKale Center (Tucson, Ariz.)



Baylor 58 • 6-3

#	Player	Total			3-Ptr			Rebounds			PF	TP	A	TO	Blk	Stl	Min
		FG-FGA	FG-FGA	FT-FTA	Off	Def	Tot	Off	Def	Tot							
04	Kegler, Mario	f	4-9	1-3	4-4	1	5	6	4	13	0	5	0	0	22		
11	Vital, Mark	f	2-6	0-2	1-7	9	8	17	3	5	2	2	1	1	36		
25	Clark, Tristan	f	4-5	0-1	0-0	2	4	6	3	8	2	3	0	1	26		
03	McClure, King	g	0-3	0-1	0-1	0	2	2	1	0	3	5	0	4	27		
10	Mason, Makai	g	8-15	2-7	4-6	2	5	7	2	22	1	3	0	0	35		
00	Thamba, Flo	g	1-2	0-0	0-0	3	1	4	1	2	0	1	1	0	14		
02	Bandoo, Devonte	g	1-4	0-1	0-0	1	2	3	1	2	0	0	0	0	13		
12	Butler, Jared	g	2-4	1-3	0-0	0	1	1	1	5	0	1	1	1	13		
24	Mayer, Matthew	g	0-3	0-1	1-2	1	0	1	1	1	2	0	0	0	14		
Team						0	4	4									
Totals			22-51	4-19	10-20	19	32	51	17	58	10	20	3	7	200		
FG % 1st Half:		8-29	27.6%	2nd half:	14-22	63.6%	Game:	22-51	43.1%							Deadball	
3FG % 1st Half:		2-13	15.4%	2nd half:	2-6	33.3%	Game:	4-19	21.1%							Rebounds	
FT % 1st Half:		2-4	50.0%	2nd half:	8-16	50.0%	Game:	10-20	50.0%							6	

Arizona 49 • 7-4

#	Player	Total			3-Ptr			Rebounds			PF	TP	A	TO	Blk	Stl	Min
		FG-FGA	FG-FGA	FT-FTA	Off	Def	Tot	Off	Def	Tot							
04	Chase Jeter	c	3-4	0-0	0-3	1	1	2	4	6	1	2	0	3	26		
02	Brandon Williams	g	1-9	1-7	0-1	0	3	3	3	3	4	3	0	2	29		
05	Brandon Randolph	g	6-16	3-8	0-0	0	0	0	3	15	1	0	1	2	28		
12	Justin Coleman	g	2-6	1-4	2-2	0	1	1	1	7	3	0	0	0	34		
02	Emmanuel Akot	g	2-5	1-2	0-0	0	0	0	2	5	2	0	0	0	15		
03	Dylan Smith	g	3-5	3-5	0-0	0	2	2	1	9	2	3	1	0	21		
10	Ryan Luther	g	0-1	0-1	0-0	0	1	1	4	0	1	1	0	0	19		
11	Ira Lee	g	2-5	0-0	0-0	0	5	5	3	4	0	1	1	0	20		
23	Alex Barcello	g	0-2	0-1	0-0	0	0	0	0	0	1	0	0	0	8		
Team						4	1	5									
Totals			19-53	9-28	2-6	5	14	19	21	49	15	10	3	7	200		
FG % 1st Half:		9-23	39.1%	2nd half:	10-30	33.3%	Game:	19-53	35.8%							Deadball	
3FG % 1st Half:		3-10	30.0%	2nd half:	6-16	37.5%	Game:	9-28	32.1%							Rebounds	
FT % 1st Half:		2-5	40.0%	2nd half:	0-1	0.0%	Game:	2-6	33.3%							1	

Officials: Michael Greenstein, Tony Padilla, John Higgins
Technical fouls: Baylor-None, Arizona-None.
Attendance: 13068

Score by periods	1st	2nd	Total
Baylor	20	38	58
Arizona	23	26	49

Last FG - BU 2nd-02:54, UA 2nd-00:45.
Largest lead - BU by 11 2nd-03:18, UA by 6 2nd-19:43.
BU led for 14:50, UA led for 17:01. Game was tied for 08:09.

Score tied - 8 times.
Lead changed - 4 times.



Official Basketball Box Score -- Game Totals -- Final Statistics
Stephen F. Austin vs Baylor
12/18/18 7:30 pm at Ferrell Center (Waco, Texas)



Stephen F. Austin 59 • 6-4

#	Player	Total			3-Ptr			Rebounds			PF	TP	A	TO	Blk	Stl	Min
		FG-FGA	FG-FGA	FT-FTA	Off	Def	Tot	Off	Def	Tot							
03	Seraille, Mitchell	f	1-1	0-0	0-0	1	1	2	2	2	2	1	4	2	1	25	
04	Fitzgerald, Davonte	f	6-18	0-3	3-4	0	6	6	4	15	0	1	0	3	35		
23	Bain, Nathan	f	2-5	0-0	1-3	1	7	8	1	5	1	2	0	1	36		
01	Harris, Kevon	g	4-8	3-4	0-1	1	6	7	2	11	1	2	2	1	37		
05	Bogues, Shannon	g	8-17	4-9	1-2	0	2	2	1	21	5	4	0	2	38		
02	Hughes, Jock	g	0-1	0-1	0-0	1	1	2	1	0	0	2	0	0	12		
11	Walker, Oddyst	g	0-0	0-0	0-0	1	0	1	3	0	0	2	0	0	4		
25	Nicholas, Karl	g	1-2	0-0	3-4	1	1	2	5	5	2	2	1	2	13		
Team						2	2	4									
Totals			22-52	7-17	8-14	8	26	34	19	59	10	19	5	10	200		
FG % 1st Half:		9-27	33.3%	2nd half:	13-25	52.0%	Game:	22-52	42.3%							Deadball	
3FG % 1st Half:		2-8	25.0%	2nd half:	5-9	55.6%	Game:	7-17	41.2%							Rebounds	
FT % 1st Half:		5-10	50.0%	2nd half:	3-4	75.0%	Game:	8-14	57.1%							0	

Baylor 58 • 6-4

#	Player	Total			3-Ptr			Rebounds			PF	TP	A	TO	Blk	Stl	Min
		FG-FGA	FG-FGA	FT-FTA	Off	Def	Tot	Off	Def	Tot							
25	Clark, Tristan	f	9-9	0-0	6-10	4	3	7	2	24	1	1	2	3	37		
03	McClure, King	g	2-10	1-7	0-0	0	3	3	3	5	1	2	0	2	30		
04	Kegler, Mario	g	0-6	0-2	0-0	1	4	5	4	0	1	3	1	1	23		
10	Mason, Makai	g	5-10	1-3	0-0	0	3	3	2	11	4	4	0	1	33		
11	Vital, Mark	g	3-5	0-1	1-5	7	5	12	2	7	1	6	0	5	36		
00	Thamba, Flo	g	0-1	0-0	0-0	0	2	2	1	0	0	0	1	0	4		
02	Bandoo, Devonte	g	0-4	0-4	3-4	0	2	2	0	3	2	1	0	0	16		
12	Butler, Jared	g	0-5	0-4	2-2	0	1	1	1	2	1	0	0	1	14		
24	Mayer, Matthew	g	2-5	2-3	0-0	1	0	1	1	6	0	0	1	1	7		
Team						1	2	3									
Totals			21-55	4-24	12-21	14	25	39	16	58	11	18	5	14	200		
FG % 1st Half:		12-25	48.0%	2nd half:	9-30	30.0%	Game:	21-55	38.2%							Deadball	
3FG % 1st Half:		3-13	23.1%	2nd half:	1-11	9.1%	Game:	4-24	16.7%							Rebounds	
FT % 1st Half:		6-9	66.7%	2nd half:	6-12	50.0%	Game:	12-21	57.1%							3.3	

Officials: Gerry Pollard, Rick Crawford, Pat Driscoll
Technical fouls: Stephen F. Austin-None, Baylor-None.
Attendance: 4336
Fouled Out: SFA: #25 Nicholas 8:02

Score by periods	1st	2nd	Total
Stephen F. Austin	25	34	59
Baylor	33	25	58

Last FG - SFA 2nd-00:00, BU 2nd-04:21.
Largest lead - SFA by 3 1st-05:53, BU by 10 1st-00:31.
SFA led for 06:35, BU led for 27:47. Game was tied for 05:38.

Score tied - 8 times.
Lead changed - 11 times.

GAME 11 – BAYLOR 57, OREGON 47

GAME 12 – BAYLOR 84, NEW ORLEANS 44



Official Basketball Box Score -- Game Totals -- Final Statistics
Oregon vs Baylor
12/21/18 6:00 pm at Ferrell Center (Waco, Texas)



Oregon 47 • 8-4

#	Player	Total			3-Ptr			Rebounds			PF	TP	A	TO	Blk	Stl	Min
		FG-FGA	FG-FGA	FT-FTA	Off	Def	Tot	Off	Def	Tot							
02	King, Louis	f	2-8	0-2	1-2	1	1	2	2	5	4	5	0	2	26		
13	White, Paul	f	2-10	1-3	0-0	0	2	2	5	5	0	2	0	0	31		
14	Wooten, Kenny	f	2-2	0-0	0-0	3	1	4	3	4	0	2	4	0	31		
00	Richardson, Will	g	3-4	1-1	3-4	0	2	2	3	10	3	4	0	4	30		
03	Pritchard, Payton	g	5-13	4-10	0-0	0	3	3	1	14	3	1	0	0	39		
04	Amin, Ehab	g	0-1	0-0	0-0	0	0	0	0	0	0	0	0	0	7		
10	Bailey Jr., Victor	g	3-5	1-2	0-0	0	1	1	1	7	1	2	0	0	27		
33	Okoro, Francis	g	1-1	0-0	0-0	0	1	1	1	2	1	0	0	0	9		
Team						0	3	3									
Totals			18-44	7-18	4-6	4	14	18	16	47	12	17	4	6	200		
FG % 1st Half:		7-24	29.2%	2nd half:	11-20	55.0%	Game:	18-44	40.9%							Deadball	
3FG % 1st Half:		1-6	16.7%	2nd half:	6-12	50.0%	Game:	7-18	38.9%							Rebounds	
FT % 1st Half:		1-2	50.0%	2nd half:	3-4	75.0%	Game:	4-6	66.7%							2	

Baylor 57 • 7-4

#	Player	Total			3-Ptr			Rebounds			PF	TP	A	TO	Blk	Stl	Min
		FG-FGA	FG-FGA	FT-FTA	Off	Def	Tot	Off	Def	Tot							
25	Clark, Tristan	f	6-10	0-0	1-3	3	5	8	2	13	1	4	2	1	38		
03	McClure, King	g	2-8	2-4	2-2	1	3	4	2	8	1	4	0	5	34		
04	Kegler, Mario	g	2-5	0-2	3-5	0	6	6	4	7	2	4	0	0	28		
10	Mason, Makai	g	5-10	2-6	2												

GAME 13 – TCU 85, BAYLOR 81



Official Basketball Box Score -- Game Totals -- Final Statistics
Baylor vs TCU
01/05/19 3:05 PM at Schollmaier Arena (Fort Worth, Texas)



Baylor 81 • 8-5, 0-1

#	Player	Total			3-Ptr			Rebounds			PF	TP	A	TO	Blk	Stl	Min
		FG-FGA	FG-FGA	FT-FTA	FG-FGA	FG-FGA	FT-FTA	Off	Def	Tot							
25	Clark, Tristan	f	7-13	0-1	4-6	2	4	6	2	18	4	3	1	1	35		
03	McClure, King	g	3-8	0-2	1-1	1	3	4	2	7	2	0	0	0	32		
04	Kegler, Mario	g	4-7	0-1	1-2	1	4	5	4	9	1	3	0	1	29		
10	Mason, Makai	g	4-12	2-7	5-6	0	3	3	3	15	3	3	0	1	33		
11	Vital, Mark	g	4-5	0-0	3-5	3	1	4	4	11	4	1	0	2	33		
00	Thamba, Flo	g	0-0	0-0	0-0	0	0	0	1	0	0	1	0	0	1		
02	Bando, Devonte	g	0-1	0-1	0-0	0	0	0	1	0	0	0	0	0	4		
12	Butler, Jared	g	2-4	0-1	0-0	1	2	3	5	4	4	0	0	0	19		
24	Mayer, Matthew	g	5-9	2-3	5-7	0	2	2	0	17	1	0	0	1	14		
Team						3	3	6	1								
Totals			29-59	4-16	19-27	11	22	33	23	81	19	11	1	6	200		
FG % 1st Half:		11-27	40.7%	2nd half:	18-32	56.3%	Game:		29-59	49.2%	Deadball						
3FG % 1st Half:		2-9	22.2%	2nd half:	2-7	28.6%	Game:		4-16	25.0%	Rebounds						
FT % 1st Half:		4-7	57.1%	2nd half:	15-20	75.0%	Game:		19-27	70.4%	5						

TCU 85 • 12-1, 1-0

#	Player	Total			3-Ptr			Rebounds			PF	TP	A	TO	Blk	Stl	Min
		FG-FGA	FG-FGA	FT-FTA	FG-FGA	FG-FGA	FT-FTA	Off	Def	Tot							
15	MILLER, JD	f	4-7	0-0	5-9	3	7	10	1	13	4	1	0	1	33		
21	SAMUEL, Kevin	c	3-6	0-0	1-4	3	4	7	3	7	0	1	2	1	31		
01	BANE, Desmond	g	8-11	3-4	3-3	1	4	5	5	22	3	1	0	1	28		
22	NEMBARD, RJ	g	3-5	2-3	2-0	2	2	3	10	3	0	1	0	33			
25	ROBINSON, Alex	g	6-14	0-3	6-10	0	0	0	4	18	10	4	0	2	36		
05	DAVIS, Kendrick	g	2-3	0-1	2-4	0	1	1	2	6	1	2	0	1	15		
11	MAYEN, Lat	g	0-0	0-0	0-0	0	1	1	0	0	0	1	0	0	4		
12	NOI, Kouat	g	4-7	1-3	0-0	0	1	1	2	9	1	0	0	0	20		
Team						1	1	2									
Totals			30-53	6-14	19-34	8	21	29	20	85	22	10	3	6	200		
FG % 1st Half:		13-27	48.1%	2nd half:	17-26	65.4%	Game:		30-53	56.6%	Deadball						
3FG % 1st Half:		3-7	42.9%	2nd half:	3-7	42.9%	Game:		6-14	42.9%	Rebounds						
FT % 1st Half:		11-14	78.6%	2nd half:	8-20	40.0%	Game:		19-34	55.9%	9						

Officials: Kelly Self, Darron George, Lee Cassell
Technical fouls: Baylor-TEAM, TCU-None.
Attendance: 6396

Score by periods	1st	2nd	Total
Baylor	28	53	81
TCU	40	45	85

Last FG - BU 2nd-00:18, TCU 2nd-02:56.
Largest lead - BU by 2 1st-18:04, TCU by 19 2nd-16:37.
BU led for 00:21, TCU led for 37:43. Game was tied for 01:56.

Points	In	Off	2nd	Fast	Bench
BU	Paint	T/O	Chance	Break	
81	44	8	11	12	21
TCU	38	15	6	10	15

Score tied - 0 times.
Lead changed - 1 time.

GAME 14 – BAYLOR 73, #20 IOWA STATE 70



Official Basketball Box Score -- Game Totals -- Final Statistics
Iowa State vs Baylor
01/08/19 6:00 pm CT at Ferrell Center (Waco, Texas)



Iowa State 70 • 12-3, 2-1 #20/21

#	Player	Total			3-Ptr			Rebounds			PF	TP	A	TO	Blk	Stl	Min
		FG-FGA	FG-FGA	FT-FTA	FG-FGA	FG-FGA	FT-FTA	Off	Def	Tot							
12	Jacobson, Michael	f	4-8	0-1	3-4	1	2	3	2	11	1	0	0	0	22		
01	Weiler-Babb, Nick	g	9-12	1-3	0-0	2	4	6	4	9	3	2	0	1	37		
03	Shayok, Marial	g	9-15	1-2	0-0	1	3	4	2	19	3	4	0	1	38		
11	Horton-Tucker, Talen	g	3-5	2-4	0-0	0	5	5	2	8	2	1	1	0	30		
22	Halliburton, Tyrese	g	3-5	1-3	0-0	0	3	3	2	7	2	1	1	2	30		
02	Lard, Cameron	g	1-1	0-0	1-1	0	1	1	0	3	0	1	0	0	7		
05	Wigginton, Lindell	g	3-8	2-5	3-3	0	3	3	2	11	2	1	0	1	24		
23	Talley Jr., Zoran	g	0-0	0-0	0-0	0	0	0	0	0	0	1	0	0	1		
33	Young, Solomon	g	1-2	0-0	0-0	0	1	1	3	2	0	0	0	1	11		
Team						0	0	0									
Totals			28-56	7-18	7-8	4	22	26	17	70	14	10	2	6	200		
FG % 1st Half:		11-25	44.0%	2nd half:	17-31	54.8%	Game:		28-56	50.0%	Deadball						
3FG % 1st Half:		3-6	50.0%	2nd half:	4-12	33.3%	Game:		7-18	38.9%	Rebounds						
FT % 1st Half:		5-6	83.3%	2nd half:	2-2	100.0%	Game:		7-8	87.5%	1,1						

Baylor 73 • 9-5, 1-1

#	Player	Total			3-Ptr			Rebounds			PF	TP	A	TO	Blk	Stl	Min
		FG-FGA	FG-FGA	FT-FTA	FG-FGA	FG-FGA	FT-FTA	Off	Def	Tot							
25	Clark, Tristan	f	6-10	0-0	4-6	0	4	4	3	16	3	0	0	2	34		
03	McClure, King	g	2-7	1-4	1-1	3	3	6	4	6	1	0	0	0	33		
04	Kegler, Mario	g	3-10	0-2	1-1	3	7	10	1	7	2	2	1	1	32		
10	Mason, Makai	g	8-15	4-9	5-6	0	3	3	2	25	3	2	0	0	38		
11	Vital, Mark	g	1-3	0-1	2-2	2	0	2	2	4	0	1	0	1	16		
00	Thamba, Flo	g	0-1	0-0	0-0	0	1	1	1	0	0	0	2	0	6		
02	Bando, Devonte	g	4-5	3-4	2-2	0	0	0	0	13	1	1	0	0	11		
12	Butler, Jared	g	0-2	0-1	2-2	0	2	2	1	2	2	3	0	1	22		
24	Mayer, Matthew	g	0-2	0-2	0-0	0	0	0	0	0	0	1	0	1	8		
Team						2	3	5									
Totals			24-55	8-23	17-20	10	23	33	14	73	12	10	3	6	200		
FG % 1st Half:		15-29	51.7%	2nd half:	9-26	34.6%	Game:		24-55	43.6%	Deadball						
3FG % 1st Half:		3-9	33.3%	2nd half:	3-9	33.3%	Game:		8-23	34.8%	Rebounds						
FT % 1st Half:		3-3	100.0%	2nd half:	14-17	82.4%	Game:		17-20	85.0%	1,1						

Officials: Gary Maxwell, Roger Ayers, Marques Pettigrew
Technical fouls: Iowa State-None, Baylor-None.
Attendance: 5930

Score by periods	1st	2nd	Total
Iowa State	30	40	70
Baylor	38	35	73

Last FG - ISU 2nd-00:15, BU 2nd-01:48.
Largest lead - ISU by 7 1st-07:11, BU by 8 1st-00:01.
ISU led for 12:31, BU led for 22:47. Game was tied for 04:42.

Points	In	Off	2nd	Fast	Bench
ISU	Paint	T/O	Chance	Break	
70	32	9	5	6	16
BU	24	7	13	4	15

Score tied - 6 times.
Lead changed - 10 times.

GAME 15 – #7 KANSAS 73, BAYLOR 68



Official Basketball Box Score -- Game Totals -- Final Statistics
Kansas vs Baylor
01/12/19 3:00 pm CT at Ferrell Center (Waco, Texas)



Kansas 73 • 14-2, 3-1 #7/9

#	Player	Total			3-Ptr			Rebounds			PF	TP	A	TO	Blk	Stl	Min
		FG-FGA	FG-FGA	FT-FTA	FG-FGA	FG-FGA	FT-FTA	Off	Def	Tot							
01	Dedric Lawson	f	7-12	0-0	3-6	1	2	3	2	17	1	4	5	5	32		
00	Marcus Garrett	g	1-2	0-0	2-4	1	2	3	4	4	4	2	1	0	25		
05	Quentin Grimes	g	2-7	1-4	2-2	0	6	6	1	7	1	1	2	0	27		
11	Devon Dotson	g	3-4	1-1	7-10	0	5	5	5	14	5	3	1	0	33		
24	Lagerald Vick	g	6-10	6-8	0-1	0	3	3	1	18	2	4	1	0	36		
02	Charlie Moore	g	0-2	0-1	0-0	0	0	0	0	0	0	0	0	0	6		
13	K.J. Lawson	g	1-2	0-0	1-2	1	0	1	1	3	0	0	0	0	11		
30	Ochai Agbaji	g	4-5	1-2	1-2	1	2	3	2	10	0	0	0	1	21		
33	David McCormack	g	0-0	0-0	0-0	0	0	0	1	0	0	0	0	0	6		
44	Mitch Lightfoot	g	0-0	0-0	0-0	0	2	2	2	0	0	0	1	0	3		
Team						0	4	4									
Totals			24-44	9-16	16-27	4	26	30	19	73	13	14	11	6	200		
FG % 1st Half:		13-26	50.0%	2nd half:	11-18	61.1%	Game:		24-44	54.5%	Deadball						
3FG % 1st Half:		5-10	50.0%	2nd half:	4-6	66.7%	Game:		9-16	56.3%							

LAST SEASON VS. OKLAHOMA STATE



2017-18 Baylor Basketball
Baylor Combined Team Statistics (as of Jan 05, 2019)
2017-18 vs. OSU



BIG 12 CONFERENCE

RECORD:	OVERALL	HOME	AWAY	NEUTRAL
ALL GAMES	2-0	1-0	1-0	0-0
CONFERENCE	2-0	1-0	1-0	0-0
NON-CONFERENCE	0-0	0-0	0-0	0-0

#	Player	gp-gs	min	avg	Total		3-Point		F-Throw		Rebounds					pts	avg					
					fg-aga	fg%	3fg-aga	3fg%	ft-fa	ft%	off	def	tot	avg	pf			dq	a	to	blk	stl
20	Lecomte,Manu	2-2	68	34.0	18-29	.621	11-18	.611	1-2	.500	0	2	2	1.0	2	0	8	4	0	0	48	24.0
21	Omot,Nuni	2-0	44	22.0	7-16	.438	3-7	.429	4-5	.800	4	5	9	4.5	1	0	0	0	0	0	21	10.5
25	Clark,Tristan	2-2	34	17.0	9-12	.750	0-1	.000	0-1	.000	0	2	2	1.0	10	2	1	1	0	0	18	9.0
00	Lual-Acuil Jr.,Jo	2-2	52	26.0	5-15	.333	0-0	.000	8-8	1.000	3	11	14	7.0	7	0	4	6	2	0	18	9.0
31	Maston,Terry	2-0	42	21.0	7-13	.538	0-1	.000	0-0	.000	4	6	10	5.0	5	0	1	2	0	1	14	7.0
11	Vital,Mark	2-2	68	34.0	4-9	.444	0-0	.000	4-5	.800	8	11	19	9.5	3	0	9	7	1	2	12	6.0
03	Lindsey,Jake	2-1	49	24.5	3-8	.375	1-3	.333	0-1	.000	0	2	2	1.0	6	0	7	3	0	3	7	3.5
22	McClure,King	2-1	39	19.5	2-8	.250	1-5	.200	0-0	.000	1	3	4	2.0	0	0	3	3	0	2	5	2.5
10	Jolly,Tyson	1-0	4	4.0	0-2	.000	0-2	.000	0-0	.000	0	0	0	0.0	0	0	0	0	0	0	0	0.0
Team											2	5	7				1					
Total.....		2	400		55-112	.491	16-37	.432	17-22	.773	22	47	69	34.5	34	2	33	27	3	8	143	71.5
Opponents.....		2	400		43-111	.387	10-39	.256	20-32	.625	27	34	61	30.5	34	0	20	27	7	9	116	58.0

TEAM STATISTICS	BU	OPP	Date	Opponent	Score	Att.
SCORING	143	116	* 01/15/18	OKLAHOMA STATE	w 76-60	6078
Points per game	71.5	58.0	* 02/06/18	at Oklahoma State	w 67-56	6017
Scoring margin	+13.5	-				

BAYLOR 76, OKLAHOMA STATE 60 (WACO)

Official Basketball Box Score -- Game Totals -- Final Statistics
Oklahoma State vs Baylor
01/15/18 8:05 p.m. at Ferrell Center (Waco, Texas)

#	Player	Total	3-Ptr	Rebounds			PF	TP	A	TO	Blk	Stl	Min	
				FG-FGA	FG-FGA	FT-FTA								Off
35	Sima, Yankuba	f 0-2	0-0	1-2	3	7	10	3	1	1	5	3	0	17
41	Solomon, Mitchell	f 1-1	0-0	1-2	3	3	6	4	3	2	0	2	0	29
00	Averette, Brandon	g 2-3	0-0	1-1	1	2	3	2	5	1	1	0	1	24
21	Waters, Lindy	g 1-4	1-3	0-0	0	2	2	3	3	2	0	1	0	25
30	Carroll, Jeffrey	g 2-12	0-5	4-6	1	1	2	3	8	3	3	0	0	27
01	Smith, Kendall	1-5	0-1	0-0	0	0	0	3	2	0	2	0	0	16
04	Dziagwa, Thomas	3-6	2-4	0-0	0	0	0	1	8	1	1	0	0	13
05	Shine, Tavarus	4-9	2-5	4-4	1	0	1	0	14	0	0	0	1	25
12	McGriff, Cameron	7-10	0-0	2-2	0	3	3	3	16	0	2	0	0	24
Team					3	1	4							200
Totals		21-52	5-18	13-17	12	19	31	22	60	10	14	6	2	200

FG % 1st Half: 11-27 40.7% 2nd half: 10-25 40.0% Game: 21-52 40.4% Deadball Rebounds 2,2
3FG % 1st Half: 3-9 33.3% 2nd half: 2-9 22.2% Game: 5-18 27.8%
FT % 1st Half: 2-3 66.7% 2nd half: 11-14 78.6% Game: 13-17 76.5%

Baylor 76 • 12-6 (2-4)

#	Player	Total	3-Ptr	Rebounds			PF	TP	A	TO	Blk	Stl	Min	
				FG-FGA	FG-FGA	FT-FTA								Off
00	Lual-Acuil Jr.,Jo	f 4-12	0-0	4-4	2	5	7	4	12	3	1	2	0	33
25	Clark,Tristan	f 4-5	0-1	0-1	0	1	1	5	8	1	0	0	0	18
11	Vital,Mark	g 1-5	0-0	1-2	6	4	10	1	3	8	2	0	2	35
20	Lecomte,Manu	g 11-17	7-12	1-2	0	1	1	1	30	4	2	0	0	33
22	McClure,King	g 1-6	1-5	0-0	0	2	2	0	3	2	2	0	1	25
03	Lindsey,Jake	2-5	1-2	0-1	0	1	1	4	5	2	1	0	1	19
10	Jolly,Tyson	0-2	0-2	0-0	0	0	0	0	0	0	0	0	0	4
21	Omot,Nuni	2-5	1-1	2-3	2	2	4	1	7	0	0	0	0	12
31	Maston,Terry	4-7	0-0	0-0	3	4	7	1	8	0	0	0	0	21
Team					2	1	3							200
Totals		29-64	10-23	8-13	15	21	36	17	76	20	8	2	4	200

FG % 1st Half: 12-31 38.7% 2nd half: 17-33 51.5% Game: 29-64 45.3% Deadball Rebounds 4
3FG % 1st Half: 2-10 20.0% 2nd half: 8-13 61.5% Game: 10-23 43.5%
FT % 1st Half: 0-3 0.0% 2nd half: 8-10 80.0% Game: 8-13 61.5%

Officials: R- Mike Stuart, U1- Kipp Kissinger, U2- Patrick Adams
Technical fouls: Oklahoma State-None. Baylor-None.
Attendance: 6078
Fouled Out: BU: #25 Clark 2:27

Score by periods	1st	2nd	Total
Oklahoma State	27	33	60
Baylor	26	50	76

Last FG - OSU 2nd-00:04, BU 2nd-01:58.
Largest lead - OSU by 5 1st-03:14, BU by 20 2nd-01:19.
OSU led for 06:57. BU led for 30:39. Game was tied for 02:24.
Score tied - 1 time.
Lead changed - 4 times.

BAYLOR 67, OKLAHOMA STATE 56 (STILLWATER)

Official Basketball Box Score -- Game Totals -- Final Statistics
Baylor vs Oklahoma State
02/06/18 7 p.m. at Gallagher-Iba Arena (Stillwater, Okla.)

#	Player	Total	3-Ptr	Rebounds			PF	TP	A	TO	Blk	Stl	Min	
				FG-FGA	FG-FGA	FT-FTA								Off
00	Lual-Acuil Jr.,Jo	f 1-3	0-0	4-4	1	6	7	3	6	1	5	0	0	19
11	Vital,Mark	f 3-4	0-0	3-3	2	7	9	2	9	1	5	1	0	33
25	Clark,Tristan	g 5-7	0-0	0-0	0	1	1	5	10	0	1	0	0	16
03	Lindsey,Jake	g 1-3	0-1	0-0	0	1	1	2	2	5	2	0	2	30
20	Lecomte,Manu	g 7-12	4-6	0-0	0	1	1	1	18	4	2	0	0	35
21	Omot,Nuni	5-11	2-6	2-2	2	3	5	0	14	0	0	0	0	32
22	McClure,King	1-2	0-0	0-0	1	1	2	0	2	1	1	0	1	14
31	Maston,Terry	3-6	0-1	0-0	1	2	3	4	6	1	2	0	1	21
Team					0	4	4							200
Totals		26-48	6-14	9-9	7	26	33	17	67	13	19	1	4	200

FG % 1st Half: 17-27 63.0% 2nd half: 9-21 42.9% Game: 26-48 54.2% Deadball Rebounds 0
3FG % 1st Half: 5-8 62.5% 2nd half: 1-6 16.7% Game: 6-14 42.9%
FT % 1st Half: 0-0 0.0% 2nd half: 9-9 100.0% Game: 9-9 100.0%

Oklahoma State 56 • 14-10, 4-7

#	Player	Total	3-Ptr	Rebounds			PF	TP	A	TO	Blk	Stl	Min	
				FG-FGA	FG-FGA	FT-FTA								Off
12	McGriff, Cameron	f 2-6	0-1	1-4	4	3	7	1	5	0	1	1	1	28
41	Solomon, Mitchell	f 5-11	0-0	3-4	3	2	5	4	13	0	2	0	4	29
01	Smith, Kendall	g 5-14	3-6	2-2	1	3	4	1	15	1	2	0	0	30
21	Waters, Lindy	g 3-6	1-4	1-2	1	3	4	3	8	1	0	0	0	35
30	Carroll, Jeffrey	g 4-12	1-6	0-0	0	3	3	1	9	3	3	0	0	32
00	Averette, Brandon	1-2	0-0	0-0	0	1	1	0	2	5	1	0	0	21
04	Dziagwa, Thomas	0-4	0-4	0-0	1	0	1	2	0	0	1	0	2	12
35	Sima, Yankuba	2-4	0-0	0-3	3	0	3	0	4	0	1	0	0	13
Team					2	0	2							200
Totals		22-59	5-21	7-15	15	15	30	12	56	10	13	1	7	200

FG % 1st Half: 13-29 44.8% 2nd half: 9-30 30.0% Game: 22-59 37.3% Deadball Rebounds 4
3FG % 1st Half: 2-6 33.3% 2nd half: 3-15 20.0% Game: 5-21 23.8%
FT % 1st Half: 2-5 40.0% 2nd half: 5-10 50.0% Game: 7-15 46.7%

Officials: Gerry Pollard, Gary Maxwell, Tony Padilla
Technical fouls: Baylor-None. Oklahoma State-None.
Attendance: 6017
Fouled Out: BU-#25 Clark (6:04)

Score by periods	1st	2nd	Total
Baylor	39	28	67
Oklahoma State	30	26	56

Last FG - BU 2nd-00:58, OSU 2nd-00:50.
Largest lead - BU by 14 2nd-16:55, OSU by 4 1st-14:40.
BU led for 26:07. OSU led for 09:52. Game was tied for 03:55.
Score tied - 4 times.
Lead changed - 9 times.

CAREER VS. OKLAHOMA STATE

Individual Career History vs Oklahoma State



BIG 12 CONFERENCE

Clark,Tristan

Season	gp-gs	min/avg	Total		3-Point		F-Throws		Rebounds				pf	fo	ast	to	blk	stl	Scoring	
			fg-fga	pct	fg-fga	pct	ft-fa	pct	off	def	tot	avg							pts	avg
2017-18	2-2	34/17.0	9-12	.750	0-1	.000	0-1	.000	0	2	2	1.0	10	2	1	1	0	0	18	9.0
TOTAL	2-2	34/17.0	9-12	.750	0-1	.000	0-1	.000	0	2	2	1.0	10	2	1	1	0	0	18	9.0

Lindsey,Jake

Season	gp-gs	min/avg	Total		3-Point		F-Throws		Rebounds				pf	fo	ast	to	blk	stl	Scoring		
			fg-fga	pct	fg-fga	pct	ft-fa	pct	off	def	tot	avg							pts	avg	
2015-16	2-0	16/8.0	0-0	.000	0-0	.000	0-0	.000	0	0	0	0.0	1	0	3	0	1	0	0	0	0.0
2016-17	2-0	49/24.5	6-9	.667	3-5	.600	0-0	.000	3	5	8	4.0	2	0	5	4	1	0	15	7.5	
2017-18	2-1	49/24.5	3-8	.375	1-3	.333	0-1	.000	0	2	2	1.0	6	0	7	3	0	3	7	3.5	
TOTAL	6-1	114/19.0	9-17	.529	4-8	.500	0-1	.000	3	7	10	1.7	9	0	15	7	2	3	22	3.7	

McClure,King

Season	gp-gs	min/avg	Total		3-Point		F-Throws		Rebounds				pf	fo	ast	to	blk	stl	Scoring	
			fg-fga	pct	fg-fga	pct	ft-fa	pct	off	def	tot	avg							pts	avg
2015-16	2-0	13/6.5	1-2	.500	0-1	.000	1-2	.500	0	0	0	0.0	2	0	1	0	0	3	3	1.5
2016-17	2-1	35/17.5	4-7	.571	2-4	.500	0-0	.000	0	2	2	1.0	3	0	2	2	0	0	10	5.0
2017-18	2-1	39/19.5	2-8	.250	1-5	.200	0-0	.000	1	3	4	2.0	0	0	3	3	0	2	5	2.5
TOTAL	6-2	87/14.5	7-17	.412	3-10	.300	1-2	.500	1	5	6	1.0	5	0	6	5	0	5	18	3.0

Vital,Mark

Season	gp-gs	min/avg	Total		3-Point		F-Throws		Rebounds				pf	fo	ast	to	blk	stl	Scoring	
			fg-fga	pct	fg-fga	pct	ft-fa	pct	off	def	tot	avg							pts	avg
2017-18	2-2	68/34.0	4-9	.444	0-0	.000	4-5	.800	8	11	19	9.5	3	0	9	7	1	2	12	6.0
TOTAL	2-2	68/34.0	4-9	.444	0-0	.000	4-5	.800	8	11	19	9.5	3	0	9	7	1	2	12	6.0

THE LAST TIME ...

THE LAST TIME A BAYLOR TEAM...

Scored 110 Points.....	118 vs. Savannah State (12/17/17)
Scored 100 Points.....	118 vs. Savannah State (12/17/17)
Scored 90 Points.....	91 vs. Prairie View A&M (11/12/18)
Scored Fewer than 50 Points.....	44 at Kansas (1/14/13)
Won by 40 Points.....	40 vs. New Orleans (12/29/18)
Won by 30 Points.....	40 vs. New Orleans (12/29/18)
Shot 65 pct from floor.....	66.1 (41-62) vs. Texas Southern (12/14/17)
Shot 60 pct from floor.....	60.8 (31-51) vs. PVAMU (11/12/18)
Shot less than 30 pct from floor.....	29.8 (17-57) at TCU (1/10/15)
Shot 60 pct from 3FG.....	70.6 (12-17) vs. Central Arkansas (11/10/17)
Shot less than 15 pct from 3FG.....	.111 (2-18) vs. Ole Miss (11/23/18)
Shot less than 10 pct from 3FG.....	.083 (1-12) vs. TCU (1/2/18)
Made 15 3-point field goals.....	16 at TCU (2/12/14)
Failed to make a 3FG.....	0-8 at Texas Tech (2/21/90)
Shot 95 pct from FT line.....	100.0 (9-9) at Oklahoma State (2/6/18)
Shot 90 pct from FT line.....	100.0 (9-9) at Oklahoma State (2/6/18)
Shot less than 40 pct from FT line.....	27.3 (3-11) vs. Texas Southern (11/6/18)
Had 60 Rebounds.....	60 vs. Huston-Tillotson (1/21/15)
Had 55 Rebounds.....	58 vs. Savannah State (12/17/17)
Had 50 Rebounds.....	51 at Arizona (12/15/18)
Had 20 Offensive Rebounds.....	26 vs. Kansas (1/12/19)
Had 40 Defensive Rebounds.....	43 vs. Savannah State (12/17/17)
Had 35 Assists.....	40 vs. Hardin-Simmons (12/16/15)
Had 30 Assists.....	32 vs. Savannah State (12/17/17)
Had 25 Assists.....	32 vs. Savannah State (12/17/17)
Had 25 Turnovers.....	29 at West Virginia (1/10/17)
Had 20 Turnovers.....	20 at Arizona (12/15/18)
Had fewer than 5 Turnovers.....	4 at West Virginia (2/22/14)
Had 15 Steals.....	16 vs. Savannah State (11/23/15)
Had 12 Steals.....	14 vs. New Orleans (12/29/18)
Had 12 Blocked Shots.....	12 vs. New Orleans (12/29/18)
Had 10 Blocked Shots.....	12 vs. New Orleans (12/29/18)
Had no Blocked Shots.....	at Kansas State (3/3/18)
Had two 20-point scorers.....	Jared Butler (22), King McClure (21) vs. PVAMU (11/12/18)
Had two 25-point scorers.....	Jo Lual-Acuil Jr. (31), Manu Lecomte (25) vs. Savannah State (12/17/17)
Had seven double-figure scorers.....	vs. Long Beach State (3/20/13)
Had six double-figure scorers.....	vs. Kansas State (1/22/18)
Had five double-figure scorers.....	vs. Nicholls State (11/16/18)
Had all five starters score in double figures.....	vs. Randall (12/9/17)
Had all five starters score 15+ points.....	vs. Central Arkansas (11/10/17)
Had no players score in double figures.....	vs. Texas A&M (3/5/08)
Had no starters score in double figures.....	at Kansas State (3/3/18)
Had four players score 15+ points.....	vs. PVAMU (11/12/18)
Had five players score 15+ points.....	vs. Central Arkansas (11/10/17)
Had four players score 18+ points.....	vs. Savannah State (12/17/17)
Had four players with 5+ assists.....	vs. Savannah State (12/17/17)
Had two double-figure rebounders.....	Tristan Clark (15), Terry Maston (10) at Iowa State (11/13/18)
Scored 50-plus points in first half.....	61 vs. Savannah State (12/17/17)
Scored 50-plus points in second half.....	53 at TCU (1/5/19)
Scored 50-plus points in both halves.....	vs. Savannah State (12/17/17)
Scored 60-plus points in first half.....	61 vs. Savannah State (12/17/17)
Scored 60-plus points in second half.....	60 at Iowa State (1/9/16)
Scored fewer than 20 points in 1st half.....	15 at Wichita State (12/1/18)
Scored 20 points or fewer in 1st half.....	20 at Arizona (12/15/18)
Scored 20 points or fewer in 2nd half.....	20 at Texas Tech (2/17/15)
Overcame a 20-point deficit to win.....	vs. Louisville, trailed 32-10, won 66-63 (11/25/16)
Overcame a 20-point deficit.....	vs. Mississippi State, trailed 40-20 (3/18/18)
Overcame a 15-point halftime deficit to win.....	vs. Louisville, trailed 39-24, won 66-63 (11/25/16)
Failed to make a 3FG.....	vs. Texas Tech, 0-8 (2/20/90)
Won an OT game.....	100-91 vs. Iowa State (2/16/16)
Lost an OT game.....	78-81 vs. TCU (1/2/18)
Won a 2OT game.....	74-73 at Texas (2/12/18)
Lost a 2OT game.....	84-91 to Colorado (3/13/08)
Won a 3OT game.....	Never
Lost a 3OT game.....	93-97 at SMU (1/9/88)
Won a 4OT game.....	96-95 vs. North Texas (12/17/88)
Lost a 4OT game.....	Never
Won a 5OT game.....	116-110 at Texas A&M (1/23/08)
Lost a 5OT game.....	Never

THE LAST TIME A BAYLOR PLAYER...

Recorded a Triple-Double (Pts/Reb/Ast).....	Kenny Chery (20/10/12) vs. Kansas State (2/15/14)
Recorded a Triple-Double (Pts/Reb/Blk).....	Ekpe Udoh (18/17/10) vs. Morgan State (1/6/10)
Recorded a Double-Double Off the Bench.....	Terry Maston (12p/10r) vs. TAMU-CC (11/13/17)
Recorded a Double-Double Before Halftime.....	King McClure (12p/10r) vs. George Mason (11/24/18)
Scored 30 Points.....	Nuni Omot (30) at Kansas State (3/3/18)
Scored 30 Points in a Big 12 Game.....	Nuni Omot (30) at Kansas State (3/3/18)
Scored 20 Points in a 1st Half.....	Johnathan Motley (20) vs. Michigan State (11/24/16)
Scored 25 Points in a 2nd Half.....	Manu Lecomte (25) vs. Oklahoma State (1/15/18)
Scored 20 Points in a 2nd Half.....	Manu Lecomte (22) vs. West Virginia (3/9/18)
Scored 30 Points off the Bench.....	Nuni Omot (30) at Kansas State (3/3/18)
Scored 25 Points off the Bench.....	Terry Maston (26) vs. Mississippi State (3/18/18)
Scored 20 Points off the Bench.....	Jared Butler (21) vs. PVAMU (11/12/18)
Made 5 3-pointers in a Half.....	Nuni Omot (5-7, 2nd half) at Kansas State (3/3/18)
Had 20 Rebounds.....	Jo Lual-Acuil Jr. (20) vs. Savannah State (12/17/17)
Had 15 Rebounds.....	Mark Vital (17) at Arizona (12/15/18)
Had 8+ Offensive Rebounds.....	Mark Vital (9) at Arizona (12/15/18)
Had 9+ Offensive Rebounds.....	Mark Vital (8) vs. Kansas (1/12/19)
Had 12 Rebounds in a Half.....	Johnathan Motley (14 in 2nd half) vs. Texas (1/17/17)
Had 10 Rebounds in a Half.....	King McClure (10 in 1st half) vs. George Mason (11/24/18)
Had 10 Assists.....	Tyson Jolly (10) vs. Randall (12/9/17)
Had 10+ Assists and 0 Turnovers.....	Jake Lindsey (11 AST/0 TO) vs. Kansas State (3/9/17)
Had 5 Blocked Shots.....	Tristan Clark (5) vs. New Orleans (12/29/18)
Had 6 Blocked Shots.....	Tristan Clark (6) vs. South Dakota (11/27/18)
Had 7 Blocked Shots.....	Jo Lual-Acuil Jr. (7) vs. Oklahoma (2/21/17)
Had 5 Steals.....	King McClure (5) vs. Oregon (12/21/18)
Had 6 Steals.....	Lester Medford (7) vs. Savannah State (11/23/15)
Played 45+ Minutes.....	Jo Lual-Acuil Jr. (48) & Manu Lecomte (46) at Texas (2/12/18)
Made a Game-Winning Shot.....	Terry Maston (2FG) vs. Texas Tech, 59-57 (2/17/18)
Made a Game-Winning Shot in Final 10 Seconds.....	Jo Lual-Acuil Jr. (Dunk) at Texas, 74-73 2ot (2/12/18)
Made a Game-Winning Shot at Buzzer.....	Lester Medford (3FG) at Texas Tech, 63-60 (1/16/16)

THE LAST TIME A BAYLOR OPPONENT...

Scored 100 Points.....	102 at Kansas (1/2/16)
Scored 90 Points.....	90 vs. Kansas State (1/22/18)
Scored Fewer than 50 Points at Home.....	49 at Arizona (12/15/18)
Scored Fewer than 50 Points.....	44 vs. New Orleans (12/29/18)
Scored Fewer than 40 Points.....	39 vs. McNeese State (11/14/14)
Won by 30 Points.....	40 at Oklahoma (1/20/07)
Shot 65 pct from floor.....	66.1 (39-59) at Oklahoma (2/26/05)
Shot 60 pct from floor.....	62.0 (31-50) vs. Oklahoma (1/23/16)
Shot less than 25 pct from floor.....	23.4 (11-47) vs. Prairie View A&M (12/2/15)
Shot 55 pct from 3FG.....	56.3 (9-16) vs. Kansas (11/12/19)
Shot less than 15 pct from 3FG.....	.143 (2-14) vs. George Mason (11/24/18)
Made 15 3-point field goals.....	20 vs. Savannah State (12/17/17)
Shot 95 pct from FT line.....	95.7 (22-23) at Ole Miss (1/28/17)
Shot less than 50 pct from FT line.....	33.3 (2-6) at Arizona (12/15/18)
Had 50 Rebounds.....	62 vs. Wake Forest (Anahem) (11/30/08)
Had fewer than 20 Rebounds.....	18 vs. Oregon (12/21/18)
Had 20 Offensive Rebounds.....	20 vs. Wagner (3/13/18)
Had 25 Assists.....	29 vs. Oklahoma (1/23/16)
Had 20 Turnovers.....	22 vs. New Orleans (12/29/18)
Had fewer than 5 Turnovers.....	4 at West Virginia (2/22/14)
Had 13 Steals.....	15 at West Virginia (1/10/17)
Had 12 Steals.....	12 vs. West Virginia (3/9/17)
Had 12+ Blocked Shots.....	13 vs. West Virginia (2/20/18)
Had 10+ Blocked Shots.....	11 vs. Kansas (11/21/19)
Had no Blocked Shots.....	at Oklahoma State (2/8/17)
Had two 20-point scorers.....	Barry Brown (34), Dean Wade (24) vs. Kansas State (1/22/18)
Had three 20-point scorers.....	Abdel Nader (26), Georges Niang (24), Monte Morris (20) vs. Iowa State (2/16/16)
Had five double-figure scorers.....	vs. PVAMU (11/12/18)
Had four 15+ point scorers.....	at Texas (2/12/18)
Had two double-figure rebounders.....	Kenrich Williams (12), Vlad Brodziansky (10) at TCU (1/21/17)
Scored 50-plus points in 1st half.....	51 at Texas A&M (12/19/15)
Scored 50-plus points in 2nd half.....	52 at Texas Tech (2/13/17)
Scored 20 points or fewer in 1st half.....	16 vs. Oregon (12/21/18)
Scored 20 points or fewer in 2nd half.....	20 vs. Texas (1/6/18)
Failed to make a 3FG.....	vs. Oklahoma, 0-12 (2/25/12)

THE LAST TIME A BAYLOR OPPOSING PLAYER

Scored 30 Points.....	Barry Brown (34) vs. Kansas State (1/22/18)
Had 20 Rebounds.....	Jamahl Mosley (20) vs. Colorado [Kansas City] (3/8/01)
Had 15 Rebounds.....	Mohamed Bamba (16) at Texas (2/12/18)
Had 10 Assists.....	Alex Robinson (10) at TCU (1/5/19)
Had 8 Turnovers.....	Trae Young (8) vs. Oklahoma (2/27/18)
Had 7 Turnovers.....	Eddie Reese (7) vs. Southern (11/10/18)
Had 6 Blocked Shots.....	Sagaba Konate (9) vs. West Virginia (2/20/18)
Had 5 Steals.....	Dedric Lawson (5) vs. Kansas (1/12/19)
Had 6 Steals.....	Jevon Carter (6) vs. West Virginia (3/9/18)

2018-19 INDIVIDUAL SUPERLATIVES

CATEGORY	BAYLOR	OPPONENT
Points Scored	27, King McClure vs. George Mason (11/24) 27, Tristan Clark vs. Ole Miss (11/23)	28, Breein Tyree vs. Ole Miss (11/23)
Field Goals Made	11, Tristan Clark vs. Ole Miss (11/23)	9, Marial Shayok vs. Iowa State (1/8)
FGs Attempted	18, King McClure vs. Texas Southern (11/6)	18, Otis Livingston vs. George Mason (11/24) 18, Davonte Fitzgerald vs. SFA (12/18)
Highest FG % (min 5 made)	1.000 (9-9), Tristan Clark vs. SFA (12/18) 1.000 (5-5), Tristan Clark vs. PVAMU (11/12)	.778 (7-9), Trayvon Reed vs. Texas Southern (11/6)
3-Point FGs Made	5, King McClure vs. PVAMU (11/12) 5, King McClure vs. George Mason (11/24)	6, Samaj. Haynes-Jones at Wichita State (12/1) 6, Lagerald Vick vs. Kansas (1/12)
3-Point FGs Attempted	11, King McClure vs. George Mason (11/24)	11, Jaylyn Patterson vs. Texas Southern (11/6) 11, Samaj. Haynes-Jones at Wichita State (12/1)
3-Point FG % (min 5 att)	.625 (5-8), King McClure vs. PVAMU (11/12)	1.000 (5-5), Darius Williams vs. PVAMU (11/12)
Free Throws Made	8, Makai Mason vs. George Mason (11/24)	13, Breein Tyree vs. Ole Miss (11/23)
Free Throws Attempted	10, Mark Vital vs. NSU (11/16) & vs. PVAMU (11/12) 10, Tristan Clark vs. SFA (12/18)	17, Breein Tyree vs. Ole Miss (11/23)
Free Throw % (min 6 att)	1.000 (8-8), Makai Mason vs. George Mason (11/24) 1.000 (7-7), Devonte Bando vs. Southern (11/10)	1.000 (6-6), Jaylyn Patterson vs. Texas Southern (11/6)
Offensive Rebounds	9, Mark Vital at Arizona (12/15)	6, Gerard Andrus vs. PVAMU (11/12) 6, Trey Burch-Manning vs. South Dakota (11/27)
Defensive Rebounds	11, King McClure vs. George Mason (11/24) 11, Tristan Clark vs. New Orleans (12/29)	8, four times
Total Rebounds	17, Mark Vital at Arizona (12/15)	14, Trey Burch-Manning vs. South Dakota (11/27)
Assists	7, King McClure vs. Southern (11/10)	10, Alex Robinson at TCU (1/5)
Turnovers	5, Matthew Mayer vs. Ole Miss (11/23) 5, King McClure vs. PVAMU (11/12) & at Arizona (12/15) 5, Mark Vital vs. Texas Southern (11/6) 5, Tristan Clark vs. Texas Southern (11/6)	7, Eddie Reese vs. Southern (11/10)
Blocked Shots	6, Tristan Clark vs. South Dakota (11/27)	5, Dedric Lawson vs. Kansas (1/12)
Steals	5, Mark Vital vs. SFA (12/18) 5, King McClure vs. Oregon (12/21)	5, Dedric Lawson vs. Kansas (1/12)
Minutes Played	38, Makai Mason vs. GMU (11/24) & vs. ISU (1/8) 38, Tristan Clark vs. Oregon (12/21)	39, Gerard Andrus vs. PVAMU (11/12) 39, Payton Pritchard vs. Oregon (12/21)

2018-19 TEAM SUPERLATIVES

BAYLOR HIGH	BAYLOR LOW	CATEGORY	OPPONENT HIGH	OPPONENT LOW
91 vs. PVAMU (11/12)	57 vs. Oregon (12/21)	Points Scored	85 at TCU (1/5)	44 vs. New Orleans (12/29)
47 vs. PVAMU (11/12)	15 at Wichita State (12/1)	Points, 1st Half	44 at Wichita State (12/1)	16 vs. Oregon (12/21)
53 at TCU (1/5)	25 vs. SFA (12/18)	Points, 2nd Half	45 vs. TSU (11/6) & at TCU (1/5)	23 vs. New Orleans (12/29)
–	–	Points/Overtime	–	–
31 vs. PVAMU (11/12) & vs. UNO (12/29)	21, three times	Field Goals Made	30 at TCU (1/5)	16 vs. New Orleans (12/29)
75 vs. Kansas (1/12)	44 vs. Oregon (12/21)	Field Goal Attempts	66 at Wichita State (12/1)	44 vs. Ore. (12/21) & vs. KU (1/12)
.608 (31-51) vs. PVAMU (11/12)	.333 (25-75) vs. Kansas (1/12)	FG Percentage	.566 (30-53) at TCU (1/5)	.262 (16-61) vs. New Orleans (12/29)
11 vs. PVAMU (11/12)	2 vs. Ole Miss (11/23)	3-Point FGs Made	11 vs. PVAMU (11/12)	2 vs. George Mason (11/24)
31 vs. Kansas (1/12)	15 vs. Oregon (12/21)	3-Point FG Attempts	32 at Wichita State (12/1)	12 vs. Southern (11/10)
.478 (11-23) vs. PVAMU (11/12)	.111 (2-18) vs. Ole Miss (11/23)	3-Point FG Percentage	.563 (9-16) vs. Kansas (1/12)	.143 (2-14) vs. George Mason (11/24)
24 vs. George Mason (11/24)	3 vs. Texas So. (11/6)	Free Throws Made	29 vs. Ole Miss (11/23)	2 at Arizona (12/15)
29 vs. George Mason (11/24)	11 vs. Texas So. (11/6)	Free Throw Attempts	36 vs. Ole Miss (11/23)	6 at Ariz. (12/15) & vs. Ore. (12/21)
.850 (17-20) vs. Iowa State (1/8)	.273 (3-11) vs. Texas So. (11/6)	Free Throw Percentage	.875 (7-8) vs. Iowa State (1/8)	.333 (2-6) at Arizona (12/15)
26 vs. Kansas (1/12)	7 vs. PVAMU (11/12)	Offensive Rebounds	16 at Wichita State (12/1)	4, three times
32 at Arizona (12/15)	19 vs. Texas So. (11/6)	Defensive Rebounds	29 vs. South Dakota (11/27)	14 at Ariz. (12/15) & vs. Ore. (12/21)
51 at Arizona (12/15)	31 vs. Ole Miss (11/23)	Total Rebounds	44 at Wichita State (12/1)	18 vs. Oregon (12/21)
22 vs. New Orleans (12/29)	5 at Wichita State (12/1)	Assists	22 at TCU (1/5)	5 vs. George Mason (11/24)
20 at Arizona (12/15)	8 vs. NSU (11/16) & vs. USD (11/27)	Turnovers	22 vs. New Orleans (12/29)	8 vs. South Dakota (11/27)
12 vs. USD (11/27) & vs. UNO (12/29)	1 at TCU (1/5)	Blocked Shots	11 vs. Kansas (1/12)	1 vs. PVAMU (11/12)
14 vs. SFA (12/18) & vs. UNO (12/29)	3 vs. South Dakota (11/27)	Steals	10 vs. SFA (12/18)	4, three times
27 vs. Ole Miss (11/23)	13 vs. New Orleans (12/29)	Fouls	23 vs. George Mason (11/24)	15 vs. New Orleans (12/29)



2018-19

9-6

BIG 12

1-2

AP

NR

COACHES

NR


KENPOM

56th

BAYLOR at OKLAHOMA STATE | GAME 16
Jan. 14, 2019 (Stillwater, Okla. / Gallagher-Iba Arena)

Baylor Broadcast Notes

0
1
2
3
4
10
11
12
13
15
24
25
33




Flo Thamba

F • 6-10 • 245 • Fr. • Kinshasa, Congo

	MIN	PTS	REB	BLK	FG%	3FG%	FT%
SEA	8.5	2.1	2.1	0.7	.550	.000	.636
B12	6.7	2.0	2.3	1.0	.500	.000	.000
CAR	8.5	2.1	2.1	0.7	.550	.000	.636

- Freshman big man with 7-foot-5 wingspan, originally from Democratic Republic of the Congo
- Posted season-highs of 6 points and 6 rebounds in 13 minutes off bench Saturday vs. Kansas
- Grew up in South Africa, emigrated to United States in 2014
- Late addition to 2018 signing class, ranked No. 243 overall by 247Sports
- Averaged 14.0 points, 10.0 rebounds and 1.5 blocks as senior at Mountain Mission School in Grundy, Va.



Darius Allen

G • 6-4 • 205 • Jr. • Melbourne, Fla.

	MIN	PTS	REB	AST	FG%	3FG%	FT%
SEA	13.4	3.4	1.7	0.6	.333	.176	.333
B12	—	—	—	—	—	—	—
CAR	13.4	3.4	1.7	0.6	.333	.176	.333

- JuCo transfer guard, played previous two seasons at Palm Beach State in Palm Beach Gardens, Fla.
- Averaged 14.5 points, 4.5 rebounds and 2.0 steals per game as sophomore at PBS in 2017-18
- Scored in double-figures in 34 in 59 career JuCo games played, including seven games of 20+ points
- Recorded 4 double-doubles at Palm Beach State, averaging 25.5 points and 10.3 rebounds in those 4 games
- Dunked so hard in a game at Florida Air Academy that lights went out in gym at City of Palms Classic




Devonte Bando

G • 6-3 • 195 • Jr. • Brampton, Ontario

	MIN	PTS	REB	AST	FG%	3FG%	FT%
SEA	17.4	6.9	1.6	1.3	.456	.356	.941
B12	9.7	7.3	0.7	0.3	.583	.556	1.000
CAR	17.4	6.9	1.6	1.3	.456	.356	.941

- Canadian JuCo transfer guard, played previous two seasons at Hutchinson (Kan.) Community College
- Has 22 points in 25 minutes over last 2 games; had 17 points in 84 minutes over prior 9 games
- Posted 13 points in 11 minutes in win vs. No. 20 Iowa State (1/8), including 2 FTs with 5 seconds left
- Scored 1,072 points over 72 games during JuCo career, averaging 14.9 points in 27.1 minutes per game
- Started 35 games as sophomore at Hutch, averaging 16.6 points, 5.8 rebounds and 2.9 assists



King McClure

G • 6-3 • 215 • Sr. • Dallas, Texas

	MIN	PTS	REB	AST	FG%	3FG%	FT%
SEA	29.9	9.8	5.3	2.4	.396	.357	.800
B12	31.0	5.7	6.7	1.7	.261	.111	1.000
CAR	18.8	6.4	2.0	1.2	.417	.364	.743

- Senior guard, has played in 115 career games at Baylor; rest of rotation has played 135 gms at BU
- Scored 20+ pts in 3 games this season (27 pts vs. GMU) after doing so in 1 of 100 over first 3 yrs
- Graduated on Dec. 15 with degree in Health, Kinesiology & Leisure Studies, 3.5 years after enrolling
- Told basketball career was over due to Hypertrophic Cardiomyopathy (HCM) diagnosis in June 2015; had Implantable Cardioverter Defibrillator (ICD) surgically implanted as precaution, cleared in Oct. 2015.



Mario Kegler

G/F • 6-7 • 230 • RSo. • Jackson, Miss.

	MIN	PTS	REB	AST	FG%	3FG%	FT%
SEA	28.9	8.3	6.4	1.2	.358	.107	.609
B12	30.7	7.0	7.0	2.0	.360	.143	.500
CAR	28.3	9.4	5.7	1.2	.405	.299	.649

- Sat out 2017-18 season following transfer from Mississippi State after starting 31 games as FR in 16-17
- Shooting 41% (14-of-34) over last 3 games after shooting 32% (15-of-47) in first 5 games
- Made BU debut on Nov. 27 after going 629 days between games; had 12 pts, 6 rebs, 3 blks vs. USD
- Has scored in double-figures in 20 of 41 games during collegiate career (4 of 9 at Baylor)
- Started 31 games as true freshman at Mississippi State in 2016-17, averaging 9.7 ppg and 5.5 rpg




Makai Mason

G • 6-1 • 185 • RSr. • Greenfield, Mass.

	MIN	PTS	REB	AST	FG%	3FG%	FT%
SEA	32.1	14.8	2.9	2.9	.419	.324	.820
B12	34.3	17.0	2.3	2.7	.385	.333	.813
CAR	26.8	11.6	2.5	2.7	.430	.352	.780

- First graduate transfer in program history, joined Bears after graduating from Yale in May 2018
- Season-high 25 points in win over No. 20 Iowa St. (1/8), including 7 points in final 2 minutes
- Scored 10+ points in 46 of 74 career games (11 of 12 at BU); has 11 career 20-point games (2 at BU)
- Played 61 games over first two seasons at Yale, limited to just 1 game over final two seasons by injuries
- Scored career-high 31 points in 2016 NCAA Tournament first round win over Baylor



Mark Vital

G/F • 6-5 • 230 • RSo. • Lake Charles, La.

	MIN	PTS	REB	AST	FG%	3FG%	FT%
SEA	27.0	6.3	7.3	1.9	.440	.200	.397
B12	25.0	8.3	5.0	1.7	.476	.000	.455
CAR	24.8	6.5	6.1	2.1	.473	.174	.474

- Moved to starting 5 spot with Tristan Clark out — posted 10 points & 9 rebounds Saturday vs. Kansas
- Had 8 offensive rebounds vs. Kansas — twice as many as entire KU team combined (8)
- Ranks 11th nationally with 84.0 free throw rate, attempting nearly as many FTs (63) as FGs (75)
- Grabbed career-high 17 rebs (9 offensive) in win at Arizona, more than all 9 UA players combined (14)
- Nicknamed "Baby Rico" after former Baylor All-American forward and fellow Louisianan Rico Gathers



Jared Butler

G • 6-3 • 185 • Fr. • Reserve, La.

	MIN	PTS	REB	AST	FG%	3FG%	FT%
SEA	21.3	7.0	2.1	2.0	.360	.269	.871
B12	24.0	6.7	3.0	3.3	.400	.400	1.000
CAR	21.3	7.0	2.1	2.0	.360	.269	.871

- Consensus top-100 national recruit, ranked as high as No. 75 nationally in 2018 recruiting class
- Last 4 Games: 9.0 ppg, 4.0 apg, 16 assists, 7 turnovers — 2nd on team with 1.67 AST-TO ratio (30a/18t)
- Led team in points (14) and assists (4), added 4 rebounds in 31 minutes Saturday vs. Kansas
- 2-time All-State selection at Riverside, helped team win 3 state titles, including first as 8th grader in 2014
- From same hometown as former Baylor stars Tweety Carter and Rico Gathers



Jackson Moffatt

G/F • 6-6 • 210 • Fr. • Magnolia, Texas

	MIN	PTS	REB	AST	FG%	3FG%	FT%
SEA	—	—	—	—	—	—	—
B12	—	—	—	—	—	—	—
CAR	—	—	—	—	—	—	—

- Freshman walk-on wing from Magnolia High School, remains eligible to redshirt this season
- Scored 2,066 points during prep career, becoming Magnolia's all-time leading scorer
- Named 2018 District 20-5A Offensive MVP after averaging 25.5 points and 8.0 rebounds
- 3-time first-team All-District 20-5A honoree and 2-time TABC All-Region selection
- Holds MHS record for single-game scoring with 45-point game




Obim Okeke (OH-bihm OH-kay-kay)

G • 6-0 • 225 • Jr. • Las Vegas, Nev.

	MIN	PTS	REB	AST	FG%	3FG%	FT%
SEA	2.3	0.0	0.0	0.0	.000	.000	.000
B12	—	—	—	—	—	—	—
CAR	2.7	0.3	0.2	0.3	.083	.091	.000

- Junior walk-on guard, played 3 seasons on BU football team, switched to MBB after 2017 FB season
- Has come off bench to play in 4 games this season, totaling 9 minutes of action
- Saw action in 7 games during 2017-18 basketball season, posting 3 points and 3 assists in 21 minutes
- Played in 5 football games over 2016-17 seasons as running back and kick returner
- Won 5 state titles at Bishop Gorman HS, 3 in basketball and 2 in football



Matthew Mayer (MYE-er)

G/F • 6-9 • 200 • Fr. • Austin, Texas

	MIN	PTS	REB	AST	FG%	3FG%	FT%
SEA	13.1	6.3	2.3	0.8	.337	.333	.700
B12	11.3	8.0	1.7	0.7	.381	.286	.750
CAR	13.1	6.3	2.3	0.8	.337	.333	.700

- Freshman wing with length, range and ability to create his own shot off the dribble
- Scored 17 points (5-of-9 shooting) in just 14 minutes off bench in Big 12 opener at TCU (1/5)
- 4-star recruit from Austin's Westlake High School, ranked among top-100 recruits nationally in 2018 class
- Committed to Baylor in June 2017, more than a year prior to enrolling at BU
- Led WHS to 36-4 in 2017-18, playing with Xavier's Keonte Kennedy and Texas' Brock Cunningham




Tristan Clark

F • 6-9 • 240 • So. • San Antonio, Texas

	MIN	PTS	REB	BLK	FG%	3FG%	FT%
SEA	29.8	14.6	6.3	2.4	.737	.250	.667
B12	34.5	17.0	5.0	0.5	.565	.000	.667
CAR	22.9	9.1	5.0	1.3	.663	.273	.661

- Strong, skilled sophomore power forward; out for year with left-knee injury suffered vs. Iowa State (1/8)
- Leads nation with .737 field goal percentage (84-of-114), averaging just 2.1 missed field goals per game
- Named Dec. 31 Big 12 Player of Week after 17 points (8-9 FGs), 12 rebounds, 5 blocks vs. UNO (12/29)
- Double-figure scoring in 11 of 14 games this season after doing so in 10 of 33 games last year
- Career .629 FG% (177-267) would break program record if he met 200 FGM min. (Josh Lomers .6627)



Freddie Gillespie

F • 6-8 • 240 • RJr. • St. Paul, Minn.

	MIN	PTS	REB	BLK	FG%	3FG%	FT%
SEA	12.3	1.9	2.7	0.6	.462	.000	.250
B12	13.0	2.0	3.0	1.0	.250	.000	.000
CAR	12.3	1.9	2.7	0.6	.462	.000	.250

- Former walk-on forward, sat out 2017-18 after transferring from D3 Carleton College in Northfield, Minn.
- Played 13 minutes Saturday vs. Kansas, most since game 3 of season on Nov. 12 vs. Prairie View A&M
- Played only 16 minutes during 2015-16 freshman season at Carleton, totaling 4 pts, 7 rebs and 2 blocks
- Developed into 2nd-team All-MIAC and All-MIAC Defensive Team selection as sophomore in 2016-17
- Averaged 10.0 points, 8.3 rebounds and 23.6 blocks in 22.8 minutes per game during sophomore season

Head Coach: Scott Drew Associate Head Coach: Jerome Tang Assistant Coaches: Alvin Brooks III, John Jakus
 Director of Video Operations: Ty Beard Associate Director of Operations & Recruiting: Aditya Malhotra Athletic Trainer: David Chandler
 Special Assistant & Director of Player Personnel: Jared Nuness Director of Basketball Operations: Bill Peterson Strength Coach: Charlie Melton