

# BAYLOR

## BASKETBALL GAME NOTES



Follow Baylor Basketball on Twitter, Instagram and Facebook: @BaylorMBB

### GAME 11

NR/NR **BAYLOR** (6-4) vs. NR/NR **OREGON** (8-3)



Dec. 21, 2018 • 6:01 p.m. CT • Watch: ESPN2 and ESPN App • Listen: ESPN Central Texas, Sirius/XM & TuneIn App  
Waco, Texas • Ferrell Center (10,284) • Social Media: @BaylorMBB | #SicOregon | #1TGF

### MEDIA INFORMATION

TV: ESPN2 and ESPN App

Talent: Mark Neely (pxp), Fran Fraschilla (analyst)

BU Radio: Baylor-IMG College / ESPN Central Texas

Talent: John Morris (pxp), Pat Nunley (analyst)

Satellite: XM 199, Internet 953

Social Media: @BaylorMBB | #SicOregon | #1TGF

All-Time Series Series tied 1-1

Waco Baylor leads 1-0

Eugene Oregon leads 1-0

Neutral Never met

Drew Era Series tied 1-1

First Meeting 11/16/15 – Oregon 74-67 (Eugene)

Last Meeting 11/15/16 – Baylor 66-49 (Waco)

### 2018-19 SCHEDULE & RESULTS

DATE	BU	OPP	OPPONENT	TV	TIME
N6	—	—	TEXAS SOUTHERN	FSSW-Alt.	L, 69-72
N10	—	—	SOUTHERN <sup>1</sup>	FSSW	W, 80-53
N12	—	—	PRAIRIE VIEW A&M	FSSW-Alt.	W, 91-80
N16	—	—	NICHOLLS STATE <sup>1</sup>	FSSW	W, 81-54
N23	—	—	vs. Ole Miss <sup>2</sup>	CBSSN	L, 70-78
N24	—	—	vs. George Mason <sup>2</sup>	ECTV	W, 72-61
N27	—	—	SOUTH DAKOTA	FSSW+	W, 63-57
D1	—	—	at Wichita State	CBSSN	L, 63-71
D15	—	-/rv	at Arizona	ESPN2	W, 58-49
D18	—	—	STEPHEN F. AUSTIN	FSSW-Alt.	L, 58-59
D21	—	—	OREGON	ESPN2	6 p.m.
D29	—	—	NEW ORLEANS	FSSW+	5 p.m.
J5	—	—	• at TCU	ESPNU	3 p.m.
J8	—	—	• IOWA STATE	ESPNEWS	6 p.m.
J12	—	—	• KANSAS	ESPN/2	3 p.m.
J14	—	—	• at Oklahoma State	ESPNU	8 p.m.
J19	—	—	• TEXAS TECH	ESPN/2/U	5 p.m.
J21	—	—	• at West Virginia	ESPN/U	8 p.m.
J26	—	—	• ALABAMA <sup>3</sup>	ESPN/2/U	11 a.m.
J28	—	—	• at Oklahoma	ESPN/U	8 p.m.
F2	—	—	• TCU	ESPN/2/U	7 p.m.
F6	—	—	• at Texas	LHN	7 p.m.
F9	—	—	• KANSAS STATE	ESPN/2	5 p.m.
F11	—	—	• OKLAHOMA	ESPN/2	8 p.m.
F16	—	—	• at Texas Tech	ESPN/2/U	1 p.m.
F19	—	—	• at Iowa State	ESPN/2/U	8 p.m.
F23	—	—	• WEST VIRGINIA	ESPN/2/U	1 p.m.
F27	—	—	• TEXAS	ESPN/2/U	8 p.m.
M2	—	—	• at Kansas State	ESPN/2/U	7 p.m.
M6	—	—	• OKLAHOMA STATE	ESPN/2/U	8 p.m.
M9	—	—	• at Kansas	ESPN/2	1 p.m.
M13-16	—	—	Big 12 Championship <sup>4</sup>	TBD	TBD

#### SCHEDULE KEY

1 – Emerald Coast Classic (Waco, Texas); 2 – Emerald Coast Classic

(Niceville, Fla.); 3 – SEC/Big 12 Challenge (Waco, Texas);

4 – Big 12 Championship (Sprint Center; Kansas City, Mo.)

Rankings: AP/Coaches; All times Central

### BAYLOR ATHLETICS COMMUNICATIONS

DAVID KAYE

Assistant AD

254-709-5147 • David\_Kaye@baylor.edu

### STORY LINES

- Baylor hosts Oregon at 6 p.m. CT Friday in the first game of a home-and-home series.
- Friday's game will be televised on ESPN2 with Mark Neely and Fran Fraschilla calling the action.
- BU and Oregon meet for the 3rd time. The teams split a home-and-home series in 2015 and 2016.
- Oregon won 74-67 in Eugene on Nov. 16, 2015 and Baylor won 66-49 in Waco on Nov. 15, 2016.
- **Scott Drew** is in his 16th season in Waco and is the Bears' all-time wins leader (302-199).
- Baylor is 10-4 against Pac-12 teams during the Drew era (1-0 vs. Arizona, 4-0 vs. Arizona State, 2-1 vs. Colorado, 1-1 vs. Oregon, 1-0 vs. USC and 1-2 vs. Washington State).
- BU is coming off a buzzer-beater 59-58 loss to SFA on Tuesday night at the Ferrell Center.
- Baylor won 58-49 at Arizona on Saturday. The Bears out-rebounded UA 51-19 and became the first team to hold Arizona below 50 points since Feb. 26, 2011 – breaking a streak of 271 games scoring 50+ points.
- The win at Arizona snapped the Wildcats 52-game non-conference home winning streak.
- BU has used 9 different starters in its first 10 games, including 4 players making their first DI starts.
- Baylor returned 3 letterwinners from last year's team, the nation's fewest among Power-5 teams.
- **King McClure** is the lone returning senior, while **Tristan Clark** and **Mark Vital** are back as sophomores.
- BU added 9 newcomers for 2018-19, including 5 transfers (two Division I, two JuCo, one Division III).
- **Makai Mason** is the first grad transfer in program history after graduating from Yale in May.
- **Mario Kegler** (Mississippi State) and **Freddie Gillespie** (Carleton) are eligible after sitting out 2017-18.
- **Darius Allen** (Palm Beach State) and **Devonte Bando** (Hutchinson) joined the Bears as JuCo transfers.
- BU also added prep players **Jared Butler**, **Matthew Mayer**, **Flo Thamba** and **Jackson Moffatt**.
- **Clark** leads the nation with a 79.2 field goal percentage, which is 8.6% better than the closest player.
- Baylor ranks 4th nationally in block percentage (18.7), while **Clark** is 18th nationally with 2.6 bpg.
- **Drew** is 1 of 17 Division I coaches with 300+ wins at his current school (1 of 9 in Power-5 conferences).
- Baylor is 56-4 in its last 60 non-conference home games dating back to Dec. 12, 2012.
- Baylor is 30-5 in home games against unranked opponents since 2016-17.
- Baylor is 121-16 in non-conference home games in the **Drew era**, including 95-8 since 2007-08.
- Baylor is 56-14 against in-state opponents since the start of the 2011-12 season.
- BU is 29-2 in December games against unranked opponents dating back to 2013. The Bears' only losses against unranked teams in that span were Dec. 1 at Wichita State and Dec. 18 vs. SFA.
- Baylor is 42-4 in regular-season non-conference games against unranked teams since December 2014.
- Baylor is 32-9 in games against non-Big 12 teams over the last 3 seasons since 2016-17.
- Baylor is 1 of 16 teams nationally to appear in every postseason since 2012 (5 NCAAAs, 2 NITs).
- Baylor is 19-2 when leading at halftime since the start of the 2017-18 season (4-2 this season).
- **Drew** is coaching his 502nd game at Baylor (302-199). His .603 winning percentage is best in BU history among coaches with 40+ games, and his teams have a .673 winning percentage since 2007-08 (268-130).
- BU is 74-17 since 2015-16 when leading at any point in the 2nd half of a game (6-2 this season).

### TEAM INFORMATION

**BAYLOR** (6-4, 0-0 Big 12)

Ranking NR – AP, NR – Coaches

Head Coach Scott Drew (Butler, 1993)

Career Record 322-210 (17th season)

BU Record 302-199 (16th season)

vs. Oregon 1-1

**OREGON** (8-3, 0-0 Pac-12)

Ranking NR – AP, NR – Coaches

Head Coach Dana Altman (Eastern New Mexico, 1980)

Career Record 751-353 (34th season)

Oregon Record 218-86 (9th season)

vs. Baylor 3-1 (1-1 at Oregon, 2-0 at Creighton)

SID Greg Walker – gswalker@uoregon.edu

### LAST GAME STARTERS

#	P	NAME	YR	PPG	RPG	APG	MPG
10	G	Makai Mason	Sr.	14.1	2.9	2.6	31.7
25	F	Tristan Clark	So.	14.1	5.8	2.6*	28.1
3	G	King McClure	Sr.	11.4	5.2	2.7	29.8
4	F	Mario Kegler	RSo.	9.3	5.8	1.0*	29.8
11	F	Mark Vital	RSo.	5.8	8.3	2.2	28.3

#	P	NAME	YR	PPG	RPG	APG	MPG
3	G	Payton Pritchard	Jr.	13.0	4.0	4.6	33.7
13	F	Paul White	RSr.	9.0	3.5	1.7	24.9
10	G	Victor Bailey Jr.	So.	8.9	2.6	0.8	21.3
0	G	Will Richardson	Fr.	6.9	2.9	2.3	21.9
2	G	Louis King	Fr.	6.8	4.0	0.5	19.0

\* - Blocks per game

**PRONUNCIATIONS**

John JAKUS	JAYK-us
Matthew MAYER	MYE-er
OBIM OKEKE	OH-bihm oh-KAY-kay
MACIO Teague	may-SEE-oh
Mark VITAL	VYE-tuhl

**PARTICIPATION**

**CONSECUTIVE STARTS**

12	Mark Vital
10	Tristan Clark
10	King McClure
7	Makai Mason
4	Mario Kegler

**CONSECUTIVE GAMES PLAYED**

59	King McClure
35	Mark Vital
10	Devonte Bando, Jared Butler, Tristan Clark, Matthew Mayer
7	Makai Mason
5	Flo Thamba
4	Mario Kegler

**CAREER STARTS**

66	MaCio Teague (66 at UNC Asheville)
44	King McClure
40	Tristan Clark
37	Makai Mason (30 at Yale)
35	Mario Kegler (31 at Mississippi State)
28	Mark Vital
25	Freddie Gillespie (23 at Carleton)
18	Jake Lindsey
5	Devonte Bando
1	Darius Allen
1	Jared Butler

**CAREER GAMES PLAYED (NCAA)**

110	King McClure
104	Jake Lindsey
69	Makai Mason (62 at Yale)
67	MaCio Teague (67 at UNC Asheville)
43	Tristan Clark
43	Mark Vital
36	Mario Kegler (32 at Mississippi State)
36	Freddie Gillespie (31 at Carleton)
34	Davion Mitchell (34 at Auburn)
10	Obim Okeke
10	Devonte Bando
10	Jared Butler
10	Matthew Mayer
9	Flo Thamba
6	Darius Allen

**BAYLOR IN THE RANKINGS**

WEEK	W/L	AP	COACHES
Preseason	0-0	NR	NR
Nov. 12	1-1	NR	NR
Nov. 19	3-1	NR	NR
Nov. 26	4-2	NR	NR
Dec. 3	5-3	NR	NR
Dec. 10	5-3	NR	NR
Dec. 17	6-3	NR	NR

**ON THE CALL**

- Saturday's game will be broadcast on ESPN2 and the ESPN App with Mark Neely and Fran Fraschilla on the call.
- Neely and Fraschilla are calling their first Baylor games this season, but they worked together on Baylor's NIT first round game against Wagner in March. Neely called 5 Baylor games last season and Fraschilla called 8 BU games.

**QUICK HITS**

- Baylor has posted a combined 143-33 record in November and December games during the Drew era, including a 61-11 mark in November and December games since 2013.
- Baylor is one of nine teams to be nationally ranked in each of the last 11 seasons dating back to 2007-08 – Baylor, Duke, Gonzaga, Kansas, Kentucky, Louisville, Michigan State, Notre Dame and North Carolina.
- BU is 103-86 in Big 12 play in 11 seasons since 2008 after going 45-131 in the league's first 11 seasons.
- BU is 38-67 against AP-ranked teams since 2007-08 after going 0-27 in Drew's first 4 rebuilding seasons.
- Baylor has defeated 6 top-10 teams in the last two seasons entering 2018-19.
- Baylor is 11-21 against AP Top 10 teams since March 2012. BU started the Drew era 1-26 vs. top-10.
- Baylor has won 88% of its games when leading at the half since 2011-12 (137-18).
- BU has recorded double-digit non-conference wins in 11 of the last 12 seasons (all except 2012-13).
- Baylor is 177-83 over the last 7 seasons, averaging 24.4 wins per season since 2012.
- Baylor's 177 wins since 2011-12 are second-most in the Big 12 behind only Kansas (220).
- Baylor is 268-130 since 2007-08, the first year Drew's staff had a full allotment of scholarships.
- Baylor has the nation's 11th-longest active streak with at least one 3-point FG made in 879 straight games.

**SERIES HISTORY VS. OREGON**

- Friday's game is the 3rd series meeting between Baylor and Oregon. The teams split a home-and-home series in that included a 74-67 Oregon win in Eugene on Nov. 16, 2015, and a 66-49 Baylor win in Waco on Nov. 15, 2016.
- No. 25 Oregon knocked off No. 20 Baylor in Eugene in the first series meeting. The Bears trailed by 16 points at 50-34 with 13:50 remaining, and the Bears cut it to 64-61 with 3 minutes left, but they wouldn't get any closer.
- Unranked Baylor knocked off No. 4 Oregon in Waco in the second game of the 2016-17 season. The Bears limited Oregon to 33% shooting and 14% from 3-point range, and the Bears out-rebounded the Ducks 41-30.

**A WIN WOULD ...**

- Be **Scott Drew's** 303rd win at Baylor, 102 more than any coach in program history.
- Be Baylor's 4th straight win against Pac-12 opponents (vs. Oregon, vs. USC, at Arizona, vs. Oregon).
- Improved the Bears' record to 11-4 against Pac-12 teams during the Drew era.
- Make Baylor 33-9 in games against non-Big 12 teams since 2016-17.
- Make Baylor 144-33 in November/December games under Drew, including 72-19 in December games.
- Improve BU's record to 75-39 during **King McClure's** 4-year career and 72-39 in games McClure has played.
- Make Baylor 43-4 in its last 47 non-conference games against unranked teams.
- Improve Baylor to 57-4 in its last 61 non-conference home games, 122-16 in non-conference home games in the Drew era and 31-5 in home games vs. unranked teams since 2016-17.

**2018-19 BAYLOR BASKETBALL ROSTER**

NO.	NAME	POS	HT	WT	CL.-EXP.	HOMETOWN/PREVIOUS SCHOOL
0	Flo Thamba	F	6-10	245	Fr.-HS	Kinshasa, Democratic Republic of Congo/Mountain Mission School [Va.]
1	Darius Allen	G	6-4	205	Jr.-JC	Melbourne, Fla./Chaminade-Madonna Prep (Palm Beach [Fla.] State)
2	Devonte Bando	G	6-3	195	Jr.-JC	Brampton, Ont./Faith Baptist HS (Hutchinson [Kan.] CC)
3	King McClure	G	6-3	215	Sr.-3L	Dallas, Texas/Triple A Academy
4	Mario Kegler	G/F	6-7	230	RSo. <sup>1</sup> -SQ	Jackson, Miss./Oak Hill Academy (Mississippi State)
5	MaCio Teague	G	6-3	190	Jr. <sup>2</sup> -TR	Cincinnati, Ohio/Walnut Hills HS (UNC Asheville)
10	Makai Mason	G	6-1	185	RSr. <sup>3</sup> -TR	Greenfield, Mass./Hotchkiss School (Yale)
11	Mark Vital	G/F	6-5	230	RSo. <sup>4</sup> -1L	Lake Charles, La./Advanced Prep International
12	Jared Butler	G	6-3	185	Fr.-HS	Reserve, La./Riverside Academy
13	Jackson Moffatt	G/F	6-6	210	Fr.-HS	Magnolia, Texas/Magnolia HS
15	Obim Okeke	G	6-0	225	Jr.-SQ	Las Vegas, Nev./Bishop Gorman HS
22	Jake Lindsey	G	6-5	200	Sr.-3L	Houston, Texas/Olympus HS [Utah]
24	Matthew Mayer	G/F	6-9	200	Fr.-HS	Austin, Texas/Westlake HS
25	Tristan Clark	F	6-9	240	So.-1L	San Antonio, Texas/Wagner HS
33	Freddie Gillespie	F	6-8	240	RJr. <sup>5</sup> -SQ	St. Paul, Minn./East Ridge HS (Carleton)
45	Davion Mitchell	G	6-1	200	So. <sup>6</sup> -TR	Hinesville, Ga./Liberty County HS (Auburn)

^ - sat out 2016-17 as redshirt \* - sat out 2017-18 as redshirt # - will sit out 2018-19 to satisfy NCAA transfer rules

**COACHING & SUPPORT STAFF**

**Head Coach:** Scott Drew (Butler, 1993), 17th season overall, 16th season at Baylor  
**Associate Head Coach:** Jerome Tang (Charter Oak State, 2007), 16th season  
**Assistant Coaches:** Alvin Brooks III (Idaho State, 2002), 3rd season; John Jakus (Trinity International, 1999), 2nd season  
**Special Assistant & Director of Player Development:** Jared Nuness (Valparaiso, 2001), 9th season  
**Director of Operations:** Bill Peterson (Eckerd, 1979), 2nd season  
**Associate Director of Operations & Recruiting:** Aditya Malhotra (Baylor, 2006), 6th season  
**Director of Video Operations:** Ty Beard (Baylor, 2009), 2nd season

2018-19 BAYLOR BASKETBALL GAME NOTES

**CLARK EFFICIENT ON BOTH ENDS**

- Sophomore forward **Tristan Clark** leads the nation with a .792 field goal percentage, which is more than 8% better than the closest player (Tennessee Tech's Micaiah Henry at .706). Clark is averaging just 1.5 missed field goals per game.
- **Clark** also ranks 3rd in the Big 12 and 18th nationally with 2.6 blocks per game, and with 26 blocks through 10 games, he's nearly surpassed last season's blocked shots total (29 blocks in 33 games).
- **Clark's** 26 blocked shots are more than 66 Division I teams (thru Dec. 19), and he's blocked multiple shots in 9 of 10 games this season after doing so in 9 of 33 games as a freshman last season.

**MCCLURE LEADING AS LONE RETURNING SENIOR**

- Senior **King McClure**, Baylor's lone player with 3+ years in the program, has taken his game to a new level this season. He's averaging 11.4 points per game, up 3.3 points from last year's 8.1 ppg average.
- **McClure** is shooting 44% from the field (up 5% from last year), 39% from 3-point range (up 4%), has more than doubled his rebounding average to 5.2 rpg (up from 2.5 rpg) and is averaging 2.7 assists per game (up from 1.7 apg).
- **McClure** has posted 20+ points 3 times this season after doing so in 1 of 100 games over his first 3 years.
- **McClure** set a program record for rebounds by a guard when he grabbed 14 boards against George Mason (11/24).

**MASON BATTLING THROUGH INJURED ANKLE**

- **Makai Mason** has started the last 7 games after missing the majority of the previous 2+ seasons due to injury.
- Mason played in only 1 game over his last two seasons at Yale before joining the Bears as a grad transfer. He also missed the first 3 games at Baylor with an ankle injury before debuting as the first grad transfer in program history on Nov. 16.
- Mason leads the team with 14.1 points per game and ranks 2nd with 2.6 assists per game.
- Mason led the Bears to a huge road win at Arizona (12/15) with a game-high 22 points and career-high 7 rebounds.
- He has scored 9+ points in all 7 games played, including 3 games with 18+ points.

**DREW'S CREW VS. THE PAC-12 CONFERENCE**

- **Scott Drew** has posted a 10-4 record against Pac-12 teams during his 16 seasons at Baylor. The most recent game against a Pac-12 team was Baylor's 58-49 win at Arizona on Dec. 15, 2018.
- Drew's 10-4 record includes games against 6 Pac-12 teams: Arizona (1-0), Arizona State (4-0), Colorado (2-1), Oregon (1-1), USC (1-0) and Washington State (1-2). BU is 3-1 in home games, 4-2 at neutral sites and 3-1 in road games.
- Baylor's wins were vs. No. 14 Arizona State (2008-09), at Washington State (2008-09), at Arizona State (2009-10), at home against Arizona State (2010-11), vs. Colorado (2011-12), at home against Arizona State (2012-13), vs. Colorado (2013-14), at home against No. 4 Oregon (2016-17), vs. USC (2016-17) and at Arizona (2018-19).
- Baylor's losses against Pac-12 teams under Drew were at home against No. 6 Washington State (2007-08), vs. Washington State (2010-11), vs. Colorado (2012-13) and at No. 25 Oregon (2015-16).

**IMPRESSIVE NON-CONFERENCE NUMBERS AT HOME**

- Baylor is 56-4 in its last 60 non-conference home games dating back to Dec. 12, 2012.
- Baylor is 30-5 in home games against unranked opponents since 2016-17 (losses vs. K-State (2), Miss. St, Texas So., SFA).
- Baylor is 121-16 in non-conference home games in the **Drew era**, including 95-8 since 2007-08.

**SUCCESS IN NON-CONFERENCE PLAY**

- Baylor is 32-9 in games against non-Big 12 teams since 2016-17 – losses in the 2017 Sweet 16 vs. South Carolina, at No. 21 Xavier, vs. No. 8 Wichita State, at No. 20 Florida, vs. Mississippi State, vs. Texas Southern, in a neutral-site game vs. Ole Miss, at Wichita State and vs. SFA.
- Among the 32 wins are home victories against No. 4 Oregon and No. 7 Xavier, neutral site wins vs. No. 10 Louisville, vs. No. 24 Michigan State, vs. VCU, vs. USC, vs. Wisconsin and vs. Creighton and road wins at Arizona and Ole Miss.

**ONE OF THE GREATEST REBUILDS IN NCAA HISTORY**

- **Scott Drew** became Baylor head coach in 2003, starting of one of the greatest rebuilds in NCAA history.
- Drew is now in his 16th season at Baylor and is the school's all-time wins leader (302).
- Baylor is one of nine teams to be nationally ranked in each of the last 11 seasons dating back to 2007-08 – Baylor, Duke, Gonzaga, Kansas, Kentucky, Louisville, Michigan State, Notre Dame and North Carolina.
- Baylor has had a nation-leading four players selected in the NBA Draft since 2010 who weren't ranked in the ESPN100 out of high school – Quincy Acy, Ekpe Udoh, Pierre Jackson and Taurean Prince.
- Six Baylor players have been selected in the last six NBA Drafts, 10th-most nationally.
- In Drew's first 15 seasons at Baylor, 38 players have gone on to professional careers.
- Drew (48) is the youngest of 11 coaches to take his current program to four Sweet 16s since 2010.
- The Bears have advanced to postseason play in a school-record seven straight seasons (5 NCAA, 2 NIT).
- BU is 20-4 in regular-season tournaments since 2013-14, including wins in 14 of its last 15 games.
- Drew has won 20+ games in nine of the last 11 years – the Bears had 3 seasons of 20+ wins prior to his arrival.



**SCOTT DREW**  
HEAD COACH  
16TH SEASON

**THE DREW FILE**

**PERSONAL**

**Birthdate:** Oct. 23, 1970  
**Birthplace:** Kansas City, Mo.  
**Family:** Wife, Kelly; daughter Mackenzie, sons Peyton and Brody

**EDUCATION**

**College:** Butler, 1993; Valparaiso, 1994 (Master's)

**COACHING EXPERIENCE**

1993-01 Valparaiso (assistant coach)  
2001-02 Valparaiso (associate head coach)  
2002-03 Valparaiso (head coach)  
2003-pres. Baylor (head coach)

**THE DREW WORKSHEET**

YEAR	SCHOOL	OVERALL	CONF.
2002-03	Valparaiso	20-11	12-2
2003-04	Baylor	8-21	3-13
2004-05	Baylor	9-19	1-15
2005-06†	Baylor	4-13	4-12
2006-07	Baylor	15-16	4-12
2007-08	Baylor <sup>1</sup>	21-11	9-7
2008-09	Baylor <sup>2</sup>	24-15	5-11
2009-10	Baylor <sup>1</sup>	28-8	11-5
2010-11	Baylor	18-13	7-9
2011-12	Baylor <sup>1</sup>	30-8	12-6
2012-13*	Baylor <sup>2</sup>	23-14	9-9
2013-14	Baylor <sup>1</sup>	26-12	9-9
2014-15	Baylor <sup>1</sup>	24-10	11-7
2015-16	Baylor <sup>1</sup>	22-12	10-8
2016-17	Baylor <sup>1</sup>	27-8	12-6
2017-18	Baylor <sup>2</sup>	19-15	8-10
2018-19	Baylor	6-4	0-0
<b>TOTAL</b>	<b>17th season</b>	<b>322-210</b>	<b>125-141</b>
<b>BAYLOR</b>	<b>16th season</b>	<b>302-199</b>	<b>113-139</b>

† Baylor played no non-conference schedule due to NCAA sanctions.  
\* Two of Baylor's wins were credited to interim head coach Jerome Tang.  
<sup>1</sup> NCAA Tournament Appearances | <sup>2</sup> NIT Appearances

**DREW VS. 2018-19 OPPONENTS**

OPPONENT	CAREER
Alabama .....	0-1
Arizona .....	1-0
George Mason.....	1-0
Iowa State.....	12-12
Kansas .....	4-22
Kansas State .....	11-14
New Orleans .....	0-0
Nicholls State .....	1-0
Oklahoma .....	10-22
Oklahoma State.....	16-15
Ole Miss .....	1-1
Oregon.....	1-1
Prairie View A&M.....	9-0
South Dakota.....	1-0
Southern.....	9-0
Stephen F. Austin .....	2-2
Texas .....	15-20
TCU .....	11-2
Texas Southern.....	8-1
Texas Tech.....	17-12
West Virginia .....	8-7
Wichita State.....	1-2
<b>CAREER W-L TOTAL .....</b>	<b>322-210</b>



**MISCELLANEOUS STATISTICS**

Current Streak.....	Lost 1
Current Home Streak.....	Lost 1
Current Road/Neutral Streak.....	Won 1
Last Win.....	Dec. 15 at Arizona (58-49)
Last Home Win.....	Nov. 27 vs. South Dakota (63-57)
Last Away Win.....	Dec. 15 at Arizona (58-49)
Last Loss.....	Dec. 18 vs. SFA (58-59)
Last Home Loss.....	Dec. 18 vs. SFA (58-59)
Last Away Loss.....	Dec. 1 at Wichita State (63-71)

**2018-19 RECORD BY STARTING LINEUP**

Mason (g), McClure (g), Kegler (f), Vital (f), Clark (f).....	2-2
Mason (g), McClure (g), Bando (g), Vital (f), Clark (f).....	2-1
McClure (g), Bando (g), Vital (f), Clark (f), Gillespie (f).....	2-0
Butler (g), McClure (g), Allen (g), Vital (f), Clark (f).....	0-1

**RECORD WHEN...**

	2018-19		DREW ERA
	ALL	B12	
Leading or tied at halftime	4-2	0-0	242-45
Trailing at halftime	2-2	0-0	62-154
Shoot 50 percent or higher	1-0	0-0	144-12
Shoot lower than 50 percent	5-4	0-0	160-187
Shoot higher pct than opponent	6-1	0-0	268-27
Shoot lower percentage than opp	0-3	0-0	36-172
Opp. shoot lower than 50 percent	6-4	0-0	290-107
Opp. shoot 50 percent or higher	0-0	0-0	14-92
Score fewer than 60 points	1-1	0-0	10-50
Score 60-plus points	5-3	0-0	294-149
Score 70-plus points	4-1	0-0	256-64
Score 80-plus points	3-0	0-0	129-11
Score 90-plus points	1-0	0-0	56-3
Score 100-plus points	0-0	0-0	20-0
Opp. score fewer than 50 points	1-0	0-0	30-1
Opp. score fewer than 60 points	4-1	0-0	111-9
Opp. score fewer than 70 points	5-1	0-0	213-51
Opp. score fewer than 80 points	5-4	0-0	286-135
Opp. score 80-plus points	1-0	0-0	18-64
Opp. score 90-plus points	0-0	0-0	3-19
More rebounds than opponent	5-2	0-0	230-73
Equal/fewer rebounds than opp.	1-2	0-0	74-126
40+ rebounds	3-1	0-0	120-29
Fewer than 40 rebounds	3-3	0-0	184-170
Fewer turnovers than opp.	3-3	0-0	150-66
Equal/more turnovers than opp.	2-2	0-0	153-134
Games decided by 5 or fewer pts	0-2	0-0	62-57
OT games	0-0	0-0	18-5
Games as AP ranked team	0-0	0-0	148-63
Games vs. AP ranked opponents	0-0	0-0	38-94
Games following a loss	3-1	0-0	100-93
Games following a win	3-3	0-0	203-107
More points in paint than opp.	5-4	0-0	220-80
Equal/fewer pts in paint than opp.	1-0	0-0	84-119
More points off TO than opp.	2-1	0-0	182-67
Equal/fewer pts off TO than opp.	4-3	0-0	122-132
More bench points than opp.	5-3	0-0	178-97
Equal/fewer bench points than opp.	1-1	0-0	126-102
More 2nd-chance points than opp.	4-2	0-0	171-103
Equal/fewer 2nd-ch. pts than opp.	2-2	0-0	133-96
Playing in November	5-2	0-0	72-14
Playing in December	1-2	0-0	71-19
Playing in January	0-0	0-0	62-61
Playing in February	0-0	0-0	55-65
Playing in March	0-0	0-0	42-39
Playing in April	0-0	0-0	2-1

**DREW ERA HIGHLIGHTS**

- Drew is coaching his 502nd game at Baylor (302-199). His .603 winning percentage is best in BU history, and he's the program's all-time wins leader by 101 victories over the next closest coach.
- Baylor has a .673 winning percentage (268-130) since Drew's first year with no scholarship restrictions in 2007-08 and a .681 winning percentage (177-83) over the last 7 seasons since 2011-12.
- In Drew's 16 seasons as Baylor head coach, BU has been ranked in 211 of 502 games. Prior to Drew, BU was ranked in 2 of 2,197 games over 97 seasons. In 10 seasons since 2008-09, BU has been ranked in 208 of 367 games.
- BU has graduated 91 percent of its scholarship seniors since Drew took over in 2003 (31 of 34).
- In Drew's first 15 seasons at Baylor, 38 players have gone on to professional careers.
- Baylor has won 5 tournament titles under Drew — 2007 Paradise Jam, 2011 Las Vegas Classic, 2013 Postseason NIT, 2016 Battle 4 Atlantis and 2017 Hall of Fame Classic. BU is 20-4 in regular-season tournaments since 2013-14.

**BEARS PICKED 9TH IN BIG 12 PRESEASON COACHES POLL**

- Baylor was picked 9th in the 2019 Big 12 Preseason Coaches Poll, ahead of only Oklahoma State.
- BU received 20 points, one point back of Oklahoma in 8th and 10 points ahead of 10th place Oklahoma State.
- Baylor's 9th-place projection is the lowest the Bears have been picked since 2009-10, when BU was tabbed 10th, won 28 games and tied for second place in the league before advancing to the NCAA Tournament Elite Eight.

**BEARS FALL ON BUZZER-BEATER AFTER SFA'S LATE RALLY**

- Baylor fell at the buzzer, 59-58, against SFA on Dec. 18. The Bears led 57-49 with 3 minutes left, but SFA closed on a 10-1 run capped by Shannon Bogue's 3-pointer with 40 seconds remaining and layup at the buzzer.
- BU led 33-25 at the half, but SFA began the 2nd half on a 9-0 run to take a 34-33 lead.
- Baylor's 7 possessions in the final 3 minutes included 2 turnovers, 0-of-3 field goals and 1-of-4 at the foul line.
- **Tristan Clark** went a perfect 9-of-9 from the field for 24 points, and **Mark Vital** added 12 rebounds and 5 steals.

**BAYLOR SNAPS ARIZONA'S 52-GAME NON-CONFERENCE HOME WINNING STREAK**

- An incredible rebounding effort helped the Bears record a marquee non-conference road win at Arizona, snapping the Wildcats' 52-game non-conference home winning streak with a 58-49 win on Dec. 15 in Tucson.
- Baylor became the first team to hold Arizona below 50 points since 2011 and the first to do so in Tucson since 2009.
- BU out-rebounded Arizona 51-19, and **Mark Vital's** 17 rebounds were 3 more than all 9 Arizona players combined (14 player rebounds, 5 team rebounds). The Bears had 19 offensive rebounds and led 19-2 in second-chance points.
- **Makai Mason** posted a game-high 22 points and a career-best 7 rebounds to lead the Bears to victory.

**LATE RALLY FROM 33 DOWN FALLS SHORT AT WICHITA STATE**

- Baylor fell behind by 33 points last in the first half at Wichita State (42-9), and though the Bears rallied to cut the deficit to 5 points with 3:45 remaining, BU wouldn't get any closer in a 71-63 loss on Dec. 1.
- The Bears were down 44-15 at the half, matching the fewest points in any half during the Drew era.
- BU still trailed 59-39 with 7:15 remaining, but the Bears went on a 16-1 run to cut the deficit to 60-55 at 3:45.
- Baylor had only 5 assists on 23 field goals, but BU forced 15 turnovers and held Wichita State to 39% shooting.

**LATE RUN PROPELS BEARS PAST SOUTH DAKOTA IN KEGLER'S DEBUT**

- **Mario Kegler** made his Baylor debut 629 days after playing his last game at Mississippi State, and he helped the Bears overcome a late 6-point deficit in a 63-57 win over South Dakota on Nov. 27.
- The Bears trailed for more than 30 minutes in the game and faced a 57-51 deficit with 5 minutes to play, but BU held South Dakota scoreless the rest of the way on 0-of-10 shooting, closing on a 12-0 run to take the win.
- BU had 12 blocks as a team, tied for 4th-most in program history (Clark-6, Kegler-3, Vital-2, Butler-1).
- **Kegler** found **Mark Vital** for a game-tying layup with 3 minutes left, and **Makai Mason** scored the final 6 points.
- **King McClure** had a team-high 15 points, while **Kegler** had 12 points, 6 rebounds and 3 blocks, **Mason** added 10 points and 4 assists, **Vital** contributed 7 points and 9 rebounds and **Tristan Clark** blocked a career-high 6 shots.

**MCCLURE GOES OFF IN WIN OVER GEORGE MASON**

- **King McClure** posted career-highs of 27 points and 14 rebounds for his career-first double-double to lead Baylor to a 72-61 win over George Mason on Nov. 24 at the Emerald Coast Classic.
- **McClure** set a school record for rebounds by a guard and became the first BU guard to record a points-rebounds double-double since Kenny Chery had 20 points, 10 rebounds and 12 assists in an OT win vs. K-State on Feb. 15, 2014.
- **McClure** also recorded a game-high 4 assists and went 5-of-11 from 3-point range. The rest of the team combined to shoot 1-of-15 from downtown. **Makai Mason** had his second-consecutive 18-point game

**CLARK'S CAREER DAY NOT ENOUGH VS. OLE MISS**

- **Tristan Clark** scored a career-high 27 points on 11-of-13 shooting a career-high 35 minutes, but it wasn't enough as Ole Miss jumped out to an early lead and held on for a 78-70 win in the Emerald Coast Classic on Nov. 23.
- BU trailed 18-5 early, but the Bears recovered to take a 1-point lead with 1 minute left in the 1st half.
- Ole Miss scored the final 5 points of the first half to take a 4-point lead to the break, and the Bears couldn't get closer than 2 points the rest of the way.
- **Makai Mason** scored 18 points and had a game-high 5 assists in 35 minutes.

2018-19 BAYLOR BASKETBALL GAME NOTES  
**MASON DEBUTS IN WIN OVER NICHOLLS STATE**

- **Makai Mason** made his BU debut after missing 3 games with an ankle injury — he had 11 points in 21 minutes — and five Baylor players scored in double-figures to lead BU past Nicholls State, 81-54, on Nov. 16.
- **Matthew Mayer** posted a game-high 18 points in 18 minutes off the bench, while **Mark Vital** recorded his career-first double-double with 11 points, 11 rebounds and 5 assists, and **King McClure** had 11 points.
- **Tristan Clark** added 10 points, extending his career-best streak to 4 straight games scoring in double-figures.

**MCCLURE, BUTLER AND CLARK LEAD BU PAST PRAIRIE VIEW A&M**

- Baylor led wire-to-wire on its way to a 91-80 victory over Prairie View A&M on Nov. 12, but the Bears needed a late run to put the game away after PVAMU cut the Baylor lead to 59-57 with 9:26 to play.
- **Jared Butler** scored 6 straight points, **King McClure** followed with 5 straight and **Tristan Clark** added a dunk to cap a 13-0 run that gave the Bears a 78-61 lead, and BU led by at least 11 points the rest of the way.
- **Butler** had a game-high 22 points, the first 20-point game by a BU true freshman since Isaiah Austin on Feb. 27, 2013, and **McClure** added 21 points and a career-high 8 boards. **Clark** had career-highs with 17 points and 5 blocks.
- **Butler** and **McClure** became Baylor's first guard duo with 20-plus points in the same game since Curtis Jerrells (25) and Lacey Darius Dunn (23) vs. San Diego State on March 31, 2009.

**BEARS CLOSE ON 46-18 RUN TO FINISH OFF SOUTHERN**

- Baylor notched its first win of the season with an 80-53 victory over Southern on Nov. 10.
- The Bears had a 31-27 halftime lead, but Southern went on an 8-3 run to take a 35-34 lead with 15:30 left.
- Baylor then ran off 16 consecutive points to spark a game-ending 46-18 run.
- From the time the Bears trailed 35-34, BU's next 31 points were scored by newcomers — **Devonte Bando** (13), **Jared Butler** (9), **Darius Allen** (5) and **Matthew Mayer** (4).
- **Bando** finished with a game-high 25 points, while **Tristan Clark** had a career-high 17 points in just 22 minutes.

**BAYLOR DROPS OPENER AFTER LEADING BY 17 IN SECOND HALF**

- Baylor built a 17-point lead with 14 minutes left, but Texas Southern came from behind to pull out a 72-69 upset in the season opener on Nov. 6. BU led for 36:20 of game time, but TSU took the lead for good with 21 seconds left.
- **King McClure** tied a career-high with 23 points and added 5 assists and 5 rebounds, while **Mark Vital** came up one rebound shy of his first double-double with 10 points and 9 boards.
- BU players were in foul trouble throughout the game, with **Tristan Clark** fouling out in 19 minutes and **Vital**, **Jared Butler** and **Freddie Gillespie** all finishing with 4 fouls in limited action.

**GRADUATING 91 PERCENT OF SENIORS**

- Since **Scott Drew** took over the Baylor Basketball program in 2003, 31 of 34 scholarship players who have played their fourth years under Drew have graduated from Baylor.
- **King McClure** officially graduated from Baylor on Dec. 15, the same day the Bears won at Arizona. He'll be recognized during the Dec. 29 home game against New Orleans.
- Players recruited by Drew to graduate at Baylor: Tim Bush, Patrick Fields, Aaron Bruce, Mamadou Diene, Delbert Simpson, Curtis Jerrells, Henry Dugat, Kevin Rogers, Tweety Carter, Josh Lomers, Ekpe Udoh, Fred Ellis, Quincy Acy, Anthony Jones, J'mison Morgan, A.J. Walton, Cory Jefferson, Brady Hespil, Gary Franklin, Kenny Chery, Royce O'Neale, Lester Medford, Rico Gathers, Taurean Prince, Al Freeman, Johnathan Motley, Ishmail Wainright, Manu Lecomte, Jo Lual-Acuil Jr., Nuni Omot and King McClure.

**DREW JOINS ELITE COMPANY WITH 300TH WIN**

- Head coach **Scott Drew** earned his 300th win at Baylor with the Bears' victory over George Mason on Nov. 24.
- Drew is 1 of 17 active coaches with 300 wins at his current school (thru 12/19/18): Mike Krzyzewski (1037), Jim Boeheim (933), Tom Izzo (583), Bob McKillop (562), Mark Few (545), Bill Self (457), Phil Martelli (435), Roy Williams (432), Jay Wright (430), Mike Brey (411), Randy Bennett (400), Rick Byrd (397), Greg Kampe (342), Fran O'Hanlon (316), Leonard Hamilton (315), **Scott Drew (302)** and Matt Painter (301).

**SEVEN CONSECUTIVE POSTSEASON BERTHS**

- Baylor is on a school-record streak of seven consecutive postseason berths, matching the total number of postseason berths in the program's 97 seasons prior to the **Scott Drew** era.
- Baylor is 1 of 16 teams to appear in every postseason since 2012, joining Arizona, BYU, Cincinnati, Duke, Gonzaga, Iona, Kansas, Kentucky, Michigan State, New Mexico State, North Carolina, Oregon, Saint Mary's, Virginia and Wichita State.
- The Bears earned NCAA Tournament bids in 2012, 2014, 2015, 2016 and 2017 and NIT bids in 2013 and 2018.
- Baylor has made postseason appearances in 10 of 11 seasons since 2008. Prior to that, Baylor's only postseason berths were in 1946 (NCAA), 1948 (NCAA), 1950 (NCAA), 1987 (NIT), 1988 (NCAA), 1990 (NIT) and 2001 (NIT).
- Baylor is 20-9 in postseason national tournaments during the Drew era after going 3-9 prior to Drew's arrival.

**DOUBLE-FIGURE GAMES**

POINTS	18-19	CAREER
Tristan Clark	7	17
Makai Mason	6	41 (35 at Yale)
King McClure	6	32
Mario Kegler	3	19 (16 at Mississippi State)
Matthew Mayer	3	3
Devonte Bando	3	3
Mark Vital	2	11
Jared Butler	2	2
Freddie Gillespie	—	14 (14 at Carleton)

REBOUNDS	18-19	CAREER
Mark Vital	3	5
King McClure	1	1
Tristan Clark	—	2
Freddie Gillespie	—	9 (9 at Carleton)

DOUBLE-DOUBLES	18-19	CAREER
Mark Vital	1	1
King McClure	1	1
Tristan Clark	—	2
Freddie Gillespie	—	4 (4 at Carleton)

20+ POINTS	18-19	CAREER
King McClure	3	4
Tristan Clark	2	2
Makai Mason	1	10 (9 at Yale)
Devonte Bando	1	1
Jared Butler	1	1
Freddie Gillespie	—	1 (1 at Carleton)

**GAME TRENDS**

	W/L	TIME LEADING	TIME TRAILING	TIME TIED
Texas So.	L, 69-72	36:20	2:18	1:22
Southern	W, 80-53	35:26	1:28	3:06
PVAMU	W, 91-80	38:41	—	1:19
Nicholls St.	W, 81-54	36:00	3:12	0:48
vs. Ole Miss	L, 70-78	0:32	36:09	3:19
vs. GMU	W, 72-61	29:55	8:18	1:47
South Dakota	W, 63-57	8:05	30:13	1:42
at Wichita State	L, 63-71	—	38:16	1:44
at Arizona	W, 58-49	14:50	17:01	8:09
SFA	L, 58-59	27:47	6:35	5:38
<b>TOTAL</b>		<b>227:36</b>	<b>143:30</b>	<b>28:54</b>

**LARGEST LEADS & DEFICITS**

	W/L	HALFTIME MARGIN	LARGEST LEAD	LARGEST DEFICIT
Texas So.	L, 69-72	+13 (40-27)	+17	-3
Southern	W, 80-53	+3 (31-27)	+29	-2
PVAMU	W, 91-80	+11 (47-36)	+18	—
Nicholls St.	W, 81-54	+16 (37-21)	+40	-2
vs. Ole Miss	L, 70-78	-4 (39-43)	+2	-13
vs. GMU	W, 72-61	+1 (28-27)	+14	-4
South Dakota	W, 63-57	-2 (27-29)	+6	-9
at Wichita State	L, 63-71	-29 (15-44)	—	-33
at Arizona	W, 58-49	-3 (20-23)	+11	-6
SFA	L, 58-59	+8 (33-25)	+10	-3

**SPECIALTY STATISTICS**

[PP - Points in the paint; POT - Points off turnovers;  
2nd - Second chance points; BP - Points off the bench]

[BAYLOR-OPPONENT]		PP	POT	2ND	BP
Texas Southern		42-32	20-14	15-11	21-5
Southern		36-24	33-4	14-6	33-16
Prairie View A&M		38-20	17-23	10-12	33-17
Nicholls State		28-14	15-8	22-13	31-21
vs. Ole Miss		38-30	9-20	4-13	25-13
vs. George Mason		22-22	19-21	10-2	11-8
South Dakota		28-26	10-12	9-19	11-9
at Wichita State		32-26	18-20	15-19	11-23
at Arizona		32-18	2-11	19-2	10-13
SFA		28-22	11-14	16-7	11-5
<b>BAYLOR TOTAL</b>		<b>324</b>	<b>154</b>	<b>134</b>	<b>197</b>
Baylor Average		32.4	15.4	13.4	19.7
<b>OPP TOTAL</b>		<b>234</b>	<b>147</b>	<b>104</b>	<b>130</b>
Opp Average		23.4	14.7	10.4	13.0

**GAME-BY-GAME STARTERS**

	1	2	3	4	5
Texas So.	Butler	McClure	Allen	Vital	Clark
Southern	McClure	Bandoo	Vital	Clark	Gillespie
PVAMU	McClure	Bandoo	Vital	Clark	Gillespie
Nicholls St.	Mason	McClure	Bandoo	Vital	Clark
vs. Ole Miss	Mason	McClure	Bandoo	Vital	Clark
vs. GMU	Mason	McClure	Bandoo	Vital	Clark
South Dakota	Mason	McClure	Kegler	Vital	Clark
at Wichita St.	Mason	McClure	Kegler	Vital	Clark
at Arizona	Mason	McClure	Kegler	Vital	Clark
SFA	Mason	McClure	Kegler	Vital	Clark

**PROTECTING HALFTIME LEADS**

- Baylor went 15-0 last season when leading at halftime and is 22-2 in its last 24 games when leading at the half.
- Baylor has won 88% of its games (137-18) when leading at the half since 2011-12 (4-2 in 2018-19, 15-0 in 2017-18, 18-3 in 2016-17, 18-2 in 2015-16, 21-7 in 2014-15, 18-2 in 2013-14, 17-1 in 2012-13 and 26-1 in 2011-12).
- BU has won 38% of games in which its been tied or trailing at the half since 2011-12, going 40-65 in those.
- BU has led at halftime in 155 of 260 games over the last eight seasons, and BU is 177-83 since 2011-12.

**38 PRO PLAYERS IN DREW ERA**

- In Scott Drew's 15 years at Baylor, 38 of his players have gone on to professional careers, including all four seniors from last year's squad — Manu Lecomte, Jo Lual-Acuil Jr., Terry Maston and Nuni Omot.
- Five of Drew's players are currently playing in the NBA, and they all graduated from Baylor – Quincy Acy (Nets), Johnathan Motley (Clippers), Royce O'Neale (Jazz), Taurean Prince (Hawks) and Ekpe Udoh (Jazz).
- A complete list of pro players from the Drew era is on page 155 of the 2018-19 men's basketball media almanac.

**FROM UNRANKED TO NBA DRAFT PICKS**

- Baylor has had a nation-leading four players selected in the NBA Draft since 2010 who weren't ranked in the ESPN100 out of high school.
- The only other schools with three such players were Colorado, Marquette, Missouri, New Mexico and Connecticut.
- Baylor developed **Quincy Acy**, **Ekpe Udoh**, **Pierre Jackson** and **Taurean Prince** into NBA Draft picks after joining the program as unranked recruits.

**BEARS INK JORDAN TURNER FOR 2019-20**

- Baylor signed Jordan Turner to a National Letter of Intent in November. He'll join the program in the summer of 2019.
- Turner, a 6-foot-7, 180-pound forward, is the No. 11 recruit in the state of Texas. He's currently playing his senior season at Sunrise Christian Academy in Bel Aire, Kansas.
- Turner recently had 30 points and 8 rebounds in Sunrise Christian's 65-53 win over Holy Spirit.

**SECOND-MOST WINS AMONG BIG 12 TEAMS LAST 8 YEARS**

- Baylor's 177-83 record since 2011-12 trails only Kansas (220-50) among Big 12 teams (thru 12/19/18).
- Iowa State (169-83) is 3rd, West Virginia (160-92) is 4th, Kansas State (155-93) is 5th, Oklahoma (151-92) is 6th, Texas (137-110) is 7th, Oklahoma State (135-108) is 8th, TCU (122-122) is 9th and Texas Tech (119-117) is 10th.
- Baylor has averaged 24.4 wins per season over six seasons since 2011-12.

**FOUR NCAA TOURNAMENT APPEARANCES IN LAST FIVE SEASONS**

- Baylor has its school-record streak of four consecutive NCAA Tournament appearances snapped in 2018.
- BU is 1 of 29 teams to appear in four NCAA Tournaments since 2014, joining Arizona, Butler, Cincinnati, Dayton, Duke, Gonzaga, Iowa State, Kansas, Kentucky, Michigan, Michigan State, New Mexico State, North Carolina, Oklahoma, Oregon, Providence, Purdue, SFA, Texas, Texas Southern, UCLA, VCU, Villanova, Virginia, West Virginia, Wichita State, Wisconsin and Xavier.

**TWENTY WINS VS. RANKED TEAMS IN LAST FOUR SEASONS**

- Baylor has gone 20-27 against ranked teams since the start of the 2014-15 season (2-10 last season).
- BU is 38-67 against AP-ranked teams since 2007-08 after going 0-27 in Drew's first four rebuilding seasons.
- Baylor has won multiple games vs. AP Top 25 teams in each of the last 11 seasons. The Bears have defeated at least five ranked teams in four of the last five seasons dating back to 2013-14.

**NOVEMBER AND DECEMBER SUCCESS**

- Baylor has posted a combined 143-33 record in November and December games during the Drew era, including a 61-10 mark in November and December games since 2013 with six of those 10 losses against ranked teams.
- The Bears are 72-14 in November games and 71-19 in December contests.
- BU is 32-6 in November games since 2013, with the only losses to No. 8 Syracuse (2013), vs. Illinois (2014) in Las Vegas, at No. 25 Oregon (2015), at No. 21 Xavier (2017), vs. Texas Southern (2018) and vs. Ole Miss (2018).
- BU is 29-5 in December games since 2013, with losses at No. 24 Texas A&M (2015), vs. No. 8 Wichita State (2017), at No. 22 Texas Tech (2017), at Wichita State (2018) and vs. SFA (2018).

**POINT GUARDS THRIVE IN DREW'S SYSTEM**

- Seven of Baylor's eight starting point guards during the **Scott Drew** era have earned All-Big 12 recognition.
- Baylor's starting point guard has earned All-Big 12 recognition in 13 of 14 seasons since 2004-05.
- Manu Lecomte (2017, 2018), Lester Medford (2016), Kenny Chery (2014, 2015), Pierre Jackson (2012, 2013), Tweety Carter (2010), Curtis Jerrells (2007, 2008, 2009) and Aaron Bruce (2005, 2006, 2007) have been named All-Big 12.

**RANKED IN 11 STRAIGHT SEASONS**

- Baylor is one of nine teams to be nationally ranked in each of the last 11 seasons dating back to 2007-08 – Baylor, Duke, Gonzaga, Kansas, Kentucky, Louisville, Michigan State, Notre Dame and North Carolina.
- BU cracked a string of 38 consecutive unranked seasons when it was tabbed No. 25 in 2007-08.
- The Bears reached as high as No. 19 in 2008-09, No. 19 in 2009-10, No. 9 in 2010-11, No. 3 in 2011-12, No. 16 in 2012-13, No. 7 in 2013-14, No. 14 in 2014-15, No. 13 in 2015-16, No. 1 in 2016-17 and No. 16 in 2017-18.

**HISTORY OF DEVELOPMENT WITH REDSHIRTS**

- Baylor has a track record of success when players redshirt under Scott Drew. **Ekpe Udoh, Johnathan Motley, Cory Jefferson, Brady Heslip, Royce O'Neale, Jo Lual-Acuil Jr. and Manu Lecomte** have all gone on to professional careers after redshirting.
- **Mark Vital, Mario Kegler and Freddie Gillespie** have all redshirted while at Baylor.
- **Davion Mitchell and MaCio Teague** are both redshirting this season while sitting out to satisfy NCAA transfer rules.

**ENTIRE STAFF RETURNS**

- Scott Drew's entire coaching staff returns for the 2018-19 season.
- Jerome Tang is in his second season as associate head coach and has been on Drew's staff all 16 seasons at Baylor.
- Assistant coaches Alvin Brooks III (third season) and John Jakus (second season) also return to the bench.
- Special assistant & director of player development Jared Nuness is back for his 9th season, while associate director of operations & recruiting Aditya Malhotra returns for his 6th season. Director of operations Bill Peterson and director of video operations Ty Beard are both back for their second seasons.

**SIX NBA DRAFT PICKS IN LAST SEVEN SEASONS**

- Baylor's six NBA Draft picks over the last seven years are the nation's 10th most, trailing only Kentucky, Duke, Syracuse, Kansas, North Carolina, UCLA, Arizona, Louisville and Michigan.
- A program-record three Baylor players were selected in the 2012 NBA Draft — Perry Jones III (28th pick; Oklahoma City Thunder), Quincy Acy (37th pick; Toronto Raptors) and Quincy Miller (38th pick; Denver Nuggets). Pierre Jackson (42nd pick, Philadelphia 76ers; traded to New Orleans Pelicans) was chosen in the 2013 draft, Cory Jefferson (60th pick; San Antonio Spurs; traded to Brooklyn Nets) was selected in 2014 and Taurean Prince (12th pick; Utah Jazz; traded to Atlanta Hawks) was chosen in 2016.

**BAYLOR BASKETBALL ON THE RADIO**

- Baylor basketball is aired live via the Baylor-IMG College Radio Network on ESPN Central Texas and flagship station 1660AM ESPN Radio (KRZI) in Waco and worldwide on Sirius/XM Radio.
- Games are broadcast by the "Voice of the Bears" John Morris and former Baylor basketball standout Pat Nunley.
- Morris is in his 35th year doing Baylor broadcasts, while Nunley is in his 38th season as color analyst.
- Dave Rosselli is in his 2nd season filling in as play-by-play voice when Morris moves to TV for third-tier games.
- All of Baylor's games can be heard live on the Internet at [www.BaylorBears.com](http://www.BaylorBears.com) and via the TuneIn App.

**SCOTT DREW COACHING TREE**

- Three current DI head coaches got their first DI head coaching jobs immediately after stints on Scott Drew's BU staff.
- Matthew Driscoll is in his 10th season as head coach at North Florida after six seasons as a Baylor assistant.
- Grant McCasland is in his second season as head coach at North Texas. He spent five years as a Baylor assistant before taking over as Arkansas State head coach for one season in 2016-17.
- Paul Mills is in his second season as head coach at Oral Roberts. He was a member of Drew's original Baylor staff in 2003-04 and spent 14 years with Drew, the final eight as an assistant coach.
- Those three former Baylor assistants have combined to win 206 games as head coaches (thru 11/18/18).

**ONE OF 16 TEAMS WITH FOUR SWEET 16 APPEARANCES SINCE 2010**

- Baylor is one of 16 teams nationally to make four Sweet 16 appearances in the last nine years.
- The Bears are joined by Arizona, Duke, Florida, Gonzaga, Kansas, Kentucky, Louisville, Michigan, Michigan State, North Carolina, Ohio State, Syracuse, West Virginia, Wisconsin and Xavier.
- **Scott Drew** is the youngest of 11 coaches nationally to lead his current program to four Sweet 16s since 2010. **Drew** (48) is joined by Arizona's Sean Miller (49), Gonzaga's Mark Few (55), Kansas' Bill Self (55), Kentucky's John Calipari (59), Michigan State's Tom Izzo (63), North Carolina's Roy Williams (68), Duke's Mike Krzyzewski (71), Syracuse's Jim Boeheim (73),

**UP NEXT**

- Baylor wraps up its 3-game homestand prior to Big 12 play with by facing New Orleans at 5 p.m. on Dec. 29.
- The Bears open Big 12 play at TCU on Saturday, Jan. 5. Tipoff is scheduled for 3 p.m. on ESPNU.
- Baylor's first Big 12 home game is Tuesday, Jan. 8, against Iowa State, which tips at 6 p.m. on ESPNews.

**BIG 12/NATIONAL RANKINGS***Games Thru Dec. 19, 2018***TRISTAN CLARK**

	BIG 12	NAT'L
Scoring (14.1)	12th	—
Rebounding (5.8)	15th	—
FG Percentage (.792)	1st	1st
Blocked Shots (2.6)	3rd	18th
Offensive Rebounds (2.5)	6th	—
Minutes (28.1)	25th	—

**KING MCCLURE**

	BIG 12	NAT'L
Scoring (11.4)	20th	—
Steals (1.6)	7th	—
3-Point Percentage (.385)	15th	—
3-Pointers Made/Game (2.0)	5th	—
Defensive Rebounds (4.4)	14th	—
Minutes (29.8)	18th	—
Double-Doubles (1)	9th	—


**MARK VITAL**

	BIG 12	NAT'L
Rebounding (8.3)	3rd	95th
Blocks (1.0)	9th	—
Offensive Rebounding (3.8)	1st	15th
Defensive Rebounding (4.5)	13th	—
Minutes (28.3)	23rd	—
Double-Doubles (1)	9th	—

**SEASON HONORS****TRISTAN CLARK**

Emerald Coast Classic All-Tournament Team





**1 – DARIUS ALLEN**

**G • 6-4 • 205 • JR. • JC**  
**MELBOURNE, FLA. (PALM BEACH STATE)**

**SEASON/CAREER HIGHS**

**Points:** – 6 vs. Southern (11/10/18)  
**FG:** – 2 vs. Southern (11/10/18); vs. Prairie View A&M (11/12/18)  
**FGA:** – 7 vs. Southern (11/10/18); vs. Prairie View A&M (11/12/18)  
**3FG:** – 1 vs. Southern (11/10/18); vs. Prairie View A&M (11/12/18)  
**3FGA:** – 6 vs. Southern (11/10/18)  
**FT:** – 1, three times  
**FTA:** – 3 vs. Southern (11/10/18)  
**Rebounds:** – 5 vs. Texas Southern (11/6/18)  
**Assists:** – 2 vs. Prairie View A&M (11/12/18)  
**Turnovers:** – 2 vs. Texas Southern (11/6/18)  
**Blocks:** – 2 vs. Southern (11/10/18); vs. Nicholls (11/16/18)  
**Steals:** – 2 vs. Ole Miss (11/23/18)  
**Minutes Played:** – 26 vs. Texas Southern (11/6/18)

**MISCELLANEOUS**

	18-19	BU RECORD
Double-Figure Points:	–	–
Double-Figure Rebounds:	–	–
Double-Doubles:	–	–
5+ Assists:	–	–
2+ Blocks:	2	2-0
Led team in Points:	–	–
Led team in Rebounds:	–	–
Led team in Blocks:	2	2-0
Led team in Assists:	–	–

**ALLEN NOTEBOOK**

- JuCo transfer guard, played previous two seasons at Palm Beach State in Palm Beach Gardens, Fla.
- Has played in 6 of team's 9 games, coming off bench 5 times and making 1 start
- Started and played 26 minutes in Baylor debut vs. Texas Southern (11/6), had 2 points and 5 rebounds
- Scored in double-figures in 34 in 59 career JuCo games played, including seven games of 20+ points
- Averaged 14.5 points, 4.5 rebounds and 2.0 steals per game as sophomore in 2017-18
- Recorded 4 double-doubles at Palm Beach State, averaging 25.5 points and 10.3 rebounds in those 4 games
- Played high school basketball at Florida Air Academy as junior and at Chaminade-Madonna Prep as senior
- Dunked so hard in a game at Florida Air Academy that lights went out in gym at City of Palms Classic

**2018-19 GAME-BY-GAME**

OPPONENT	DATE	GS	MIN	FG	3FG	FT	OR-DR-TR	PF	A	T	B	S	PTS
Texas Southern	11/6	*	26	1-5	0-3	0-2	2-3-5	0	1	2	1	1	2
Southern	11/10		19	2-7	1-6	1-3	1-1-2	1	0	0	2	1	6
Prairie View A&M	11/12		16	2-7	1-4	0-0	0-1-1	2	2	1	0	1	5
Nicholls State	11/16		11	1-3	0-1	1-2	1-0-1	1	0	0	2	0	3
vs. Ole Miss	11/23		13	1-2	0-1	0-0	0-1-1	4	1	1	1	2	2
vs. George Mason	11/24		5	1-2	0-1	1-2	0-1-1	0	0	1	0	0	3
South Dakota	11/27			DNP									
at Wichita State	12/1			DNP									
at Arizona	12/15			DNP									
Stephen F. Austin	12/18			DNP									
Oregon	12/21												
New Orleans	12/29												
at TCU	1/5												
Iowa State	1/8												
Kansas	1/12												
at Oklahoma State	1/14												
Texas Tech	1/19												
at West Virginia	1/21												
Alabama	1/26												
at Oklahoma	1/28												
TCU	2/2												
at Texas	2/6												
Kansas State	2/9												
Oklahoma	2/11												
at Texas Tech	2/16												
at Iowa State	2/19												
West Virginia	2/23												
Texas	2/27												
at Kansas State	3/2												
Oklahoma State	3/6												
at Kansas	3/9												

ALLEN'S CAREER STATS																	
YEAR	GP-GS	MIN-AVG	FG-A	PCT	3FG-A	PCT	FT-A	PCT	OFF-DEF-TOT	AVG	PF-D	A	TO	B	S	TP	AVG
2018-19 (JR.)	6-1	90-15.0	8-26	.308	2-16	.125	3-9	.333	4-7-11	1.8	8-0	4	5	6	5	21	3.5
CAREER	6-1	90-15.0	8-26	.308	2-16	.125	3-9	.333	4-7-11	1.8	8-0	4	5	6	5	21	3.5





**2 – DEVONTE BANDO**

**G • 6-3 • 195 • JR. • JC**  
**BRAMPTON, ONTARIO (HUTCHINSON CC)**

**SEASON/CAREER HIGHS**

**Points:** – 25 vs. Southern (11/10/18)  
**FG:** – 7 vs. Southern (11/10/18)  
**FGA:** – 12 vs. Southern (11/10/18)  
**3FG:** – 4 vs. Southern (11/10/18)  
**3FGA:** – 8 vs. Southern (11/10/18)  
**FT:** – 7 vs. Southern (11/10/18)  
**FTA:** – 7 vs. Southern (11/10/18)  
**Rebounds:** – 6 vs. Southern (11/10/18)  
**Assists:** – 2, six times  
**Turnovers:** – 2 vs. Texas Southern (11/6/18); vs. PVAMU (11/12/18)  
**Blocks:** –  
**Steals:** – 3 vs. Southern (11/10/18)  
**Minutes Played:** – 37 vs. Prairie View A&M (11/12/18)

**MISCELLANEOUS**

	18-19	BU RECORD
Double-Figure Points:	3	2-1
Double-Figure Rebounds:	–	–
Double-Doubles:	–	–
20+ Points:	1	1-0
5+ Assists:	–	–
Led team in Points:	1	1-0
Led team in Rebounds:	1	1-0
Led team in Assists:	–	–
Led team in Bench Points:	1	0-1

**BANDOO NOTEBOOK**

- Canadian JuCo transfer guard, played previous two seasons at Hutchinson (Kan.) Community College
- Has seen action in all 10 games, making 5 starts; played 30+ minutes in 3 games and 20+ minutes 5 times
- Played 30 minutes off bench in Baylor debut vs. Texas Southern (11/6), posting 10 points, 2 rebounds and 2 assists
- Made first start at Baylor and had game-highs in points (25), rebounds (6), steals (3) and minutes (34) vs. Southern (11/10)
- Scored 1,072 points over 72 games during JuCo career, averaging 14.9 points in 27.1 minutes per game
- Hutchinson went 63-9 in games Bando played; scored in double-figures in 60 of 72 games, including 11 games with 20+ points
- Finished JuCo career with streak of 21 consecutive games scoring in double-figures, averaging 19.0 ppg during streak
- Started 35 games as sophomore at Hutch, averaging 16.6 points, 5.8 rebounds and 2.9 assists in 32.1 minutes per game
- Shot .438 from 3-point range in 2017-18, connecting on 64-of-146 attempts
- Helped Hutchinson win 2017 NJCAA Division I national title, scoring team-high 22 points in championship game

**2018-19 GAME-BY-GAME**

OPPONENT	DATE	GS	MIN	FG	3FG	FT	OR-DR-TR	PF	A	T	B	S	PTS
Texas Southern	11/6		30	4-8	1-2	1-1	0-2-2	1	2	2	0	0	10
Southern	11/10	*	34	7-12	4-8	7-7	1-5-6	0	2	0	0	3	25
Prairie View A&M	11/12	*	37	6-9	2-5	2-2	0-1-1	3	2	2	0	0	16
Nicholls State	11/16	*	24	3-6	1-3	0-0	0-1-1	1	2	0	0	2	7
vs. Ole Miss	11/23	*	7	0-2	0-0	0-0	0-1-1	0	0	1	0	0	0
vs. George Mason	11/24	*	20	3-6	1-4	0-0	0-3-3	1	0	1	0	0	7
South Dakota	11/27		7	0-0	0-0	0-0	0-0-0	0	2	0	0	0	0
at Wichita State	12/1		17	1-5	0-2	0-0	0-2-2	0	0	1	0	0	2
at Arizona	12/15		13	1-4	0-1	0-0	1-2-3	1	0	0	0	0	2
Stephen F. Austin	12/18		16	0-4	0-4	3-4	0-2-2	0	2	1	0	0	3
Oregon	12/21												
New Orleans	12/29												
at TCU	1/5												
Iowa State	1/8												
Kansas	1/12												
at Oklahoma State	1/14												
Texas Tech	1/19												
at West Virginia	1/21												
Alabama	1/26												
at Oklahoma	1/28												
TCU	2/2												
at Texas	2/6												
Kansas State	2/9												
Oklahoma	2/11												
at Texas Tech	2/16												
at Iowa State	2/19												
West Virginia	2/23												
Texas	2/27												
at Kansas State	3/2												
Oklahoma State	3/6												
at Kansas	3/9												

**BANDOO'S CAREER STATS**

YEAR	GP-GS	MIN-AVG	FG-A	PCT	3FG-A	PCT	FT-A	PCT	OFF-DEF-TOT	AVG	PF-D	A	TO	B	S	TP	AVG
2018-19 (JR.)	10-5	205-20.5	25-56	.446	9-29	.310	13-14	.929	2-19-21	2.1	7-0	12	8	0	5	72	7.2
CAREER	10-5	205-20.5	25-56	.446	9-29	.310	13-14	.929	2-19-21	2.1	7-0	12	8	0	5	72	7.2



## 12 – JARED BUTLER

G • 6-3 • 185 • FR. • HS

RESERVE, LA. (RIVERSIDE ACADEMY)

### SEASON/CAREER HIGHS

**Points:** – 22 vs. Prairie View A&M (11/12/18)  
**FG:** – 7 vs. Prairie View A&M (11/12/18)  
**FGA:** – 11 vs. Ole Miss (11/23/18)  
**3FG:** – 3 vs. Prairie View A&M (11/12/18)  
**3FGA:** – 6 vs. Nicholls (11/16/18)  
**FT:** – 5 vs. Prairie View A&M (11/12/18)  
**FTA:** – 6 vs. Prairie View A&M (11/12/18)  
**Rebounds:** – 5 vs. Ole Miss (11/23/18)  
**Assists:** – 5 vs. Southern (11/10/18)  
**Turnovers:** – 3 vs. Texas Southern (11/6/18)  
**Blocks:** – 1, three times  
**Steals:** – 2 vs. Texas Southern (11/6/18); vs. Ole Miss (11/23/18)  
**Minutes Played:** – 33 vs. Ole Miss (11/23/18)

### MISCELLANEOUS

	18-19	BU RECORD
Double-Figure Points:	2	1-1
Double-Figure Rebounds:	–	–
Double-Doubles:	–	–
20+ Points:	1	1-0
5+ Assists:	1	1-0
Led team in Points:	1	1-0
Led team in Rebounds:	–	–
Led team in Assists:	–	–
Led team in Blocks:	1	1-0
Led team in Bench Points:	4	3-1

### BUTLER NOTEBOOK

- Consensus top-100 national recruit, ranked as high as No. 75 nationally in 2018 recruiting class
- True freshman PG has played at least 12 minutes in all 10 games, including 6 games with 20+ minutes and 2 games with 30+
- Became first BU freshman point guard to start in collegiate debut since Curtis Jerrells in 2005, logged 21 minutes vs. TXSO (11/6)
- Had 22 points in 31 mins off bench vs. PVAMU (11/12) – first BU true freshman with 20+ pts since Isaiah Austin on 2/27/13
- Posted 11 points, 5 rebounds and 2 steals in season-high 33 minutes vs. Ole Miss (11/23)
- Originally enrolled at Alabama in summer 2018, but transferred to Baylor in August and received immediate eligibility
- Two-time All-State selection at Riverside, helped team win three state championships, including first as 8th grader in 2014
- Earned first-team All-State honors after averaging 27.4 points, 8.8 rebounds, 8.4 assists and 3.0 steals in 2017-18
- New Orleans Times-Picayune 2017-18 Player of the Year
- From same hometown as former Baylor stars Tweety Carter and Rico Gathers

### 2018-19 GAME-BY-GAME

OPPONENT	DATE	GS	MIN	FG	3FG	FT	OR-DR-TR	PF	A	T	B	S	PTS
Texas Southern	11/6	*	21	1-6	0-3	0-0	0-0-0	4	1	3	0	2	2
Southern	11/10		20	3-7	2-4	1-2	0-2-2	2	5	0	0	1	9
Prairie View A&M	11/12		31	7-10	3-5	5-6	1-3-4	2	1	1	1	0	22
Nicholls State	11/16		25	1-9	1-6	2-2	0-4-4	1	1	1	0	0	5
vs. Ole Miss	11/23		33	4-11	0-5	3-3	0-5-5	2	1	2	0	2	11
vs. George Mason	11/24		22	0-5	0-5	4-4	0-0-0	4	1	1	0	1	4
South Dakota	11/27		16	1-5	0-1	0-0	0-3-3	3	0	0	1	1	2
at Wichita State	12/1		12	2-3	1-2	0-0	0-0-0	0	0	1	0	0	5
at Arizona	12/15		13	2-4	1-3	0-0	0-1-1	1	0	1	1	1	5
Stephen F. Austin	12/18		14	0-5	0-4	2-2	0-1-1	1	1	0	0	1	2
Oregon	12/21												
New Orleans	12/29												
at TCU	1/5												
Iowa State	1/8												
Kansas	1/12												
at Oklahoma State	1/14												
Texas Tech	1/19												
at West Virginia	1/21												
Alabama	1/26												
at Oklahoma	1/28												
TCU	2/2												
at Texas	2/6												
Kansas State	2/9												
Oklahoma	2/11												
at Texas Tech	2/16												
at Iowa State	2/19												
West Virginia	2/23												
Texas	2/27												
at Kansas State	3/2												
Oklahoma State	3/6												
at Kansas	3/9												

### BUTLER'S CAREER STATS

YEAR	GP-GS	MIN-AVG	FG-A	PCT	3FG-A	PCT	FT-A	PCT	OFF-DEF-TOT	AVG	PF-D	A	TO	B	S	TP	AVG
2018-19 (FR.)	10-1	207-20.7	21-65	.323	8-38	.211	17-19	.895	1-19-20	2.0	20-0	11	10	3	9	67	6.7
CAREER	10-1	207-20.7	21-65	.323	8-38	.211	17-19	.895	1-19-20	2.0	20-0	11	10	3	9	67	6.7



## 25 — TRISTAN CLARK

F • 6-9 • 240 • SO. • 1L

SAN ANTONIO, TEXAS (WAGNER HS)

### SEASON HIGHS

**Points:** — 27 vs. Ole Miss (11/23/18)  
**FG:** — 11 vs. Ole Miss (11/23/18)  
**FGA:** — 13 vs. Ole Miss (11/23/18)  
**3FG:** — 1 vs. Texas Southern (11/6/18)  
**3FGA:** — 1, three times  
**FT:** — 7 vs. Prairie View A&M (11/12/18)  
**FTA:** — 10 vs. SFA (12/18/18)  
**Rebounds:** — 8 at Wichita State (12/1/18)  
**Assists:** — 4 vs. Prairie View A&M (11/12/18); vs. Nicholls (11/16/18)  
**Turnovers:** — 3 at Wichita State (12/1/18); at Arizona (12/15/18)  
**Blocks:** — 6 vs. South Dakota (11/27/18)  
**Steals:** — 3 vs. SFA (12/18/18)  
**Minutes Played:** — 37 vs. SFA (12/18/18)

### CAREER HIGHS

**Points:** — 27 vs. Ole Miss (11/23/18)  
**FG:** — 11 vs. Ole Miss (11/23/18)  
**FGA:** — 13 at Iowa State (1/13/18); vs. Ole Miss (11/23/18)  
**3FG:** — 1, three times  
**3FGA:** — 2 at Iowa State (1/13/18)  
**FT:** — 7 vs. Prairie View A&M (11/12/18)  
**FTA:** — 10 vs. SFA (12/18/18)  
**Rebounds:** — 15 at Iowa State (1/13/18)  
**Assists:** — 4, three times  
**Turnovers:** — 3, four times  
**Blocks:** — 6 vs. South Dakota (11/27/18)  
**Steals:** — 3 vs. SFA (12/18/18)  
**Minutes Played:** — 37 vs. SFA (12/18/18)

### MISCELLANEOUS

	18-19	CAREER	BU RECORD
Double-Figure Points:	7	17	10-7
Double-Figure Rebounds:	—	2	1-1
Double-Doubles:	—	2	1-1
20+ Points:	2	2	0-2
2+ Blocks:	9	18	11-7
Led team in Points:	3	4	0-4
Led team in Rebounds:	2	8	3-5
Led team in Blocks:	9	16	8-8
Led team in Assists:	1	3	2-1

### CLARK NOTEBOOK


- Strong, skilled sophomore power forward; consensus four-star recruit out of San Antonio's Wagner High School
- Leads nation with .792 field goal percentage, averaging 1.5 missed field goals per game
- Has scored in double-figures in 7 of 10 games this season after doing so in 10 of 33 games last year
- Started all 10 games this season and has recorded multiple blocks in 9 of 10 games
- Shot perfect 9-of-9 from field for 24 points in career-high 37 minutes vs. SFA (12/18/18)
- Blocked career-high 6 shots vs. South Dakota (11/27/18), helping team record 12 blocks, tied for 4th-most in program history
- Scored career-high 27 points on 11-of-13 shooting in career-high 35 minutes vs. Ole Miss (11/23/18)
- Notched then-career-highs in points (17), blocks (5) and assists (4) in 27 minutes of win vs. Prairie View A&M (11/12/18)
- Current .667 career FG% (150-of-225) would break program record if he met the 200 FGM minimum (Josh Lomers .663)
- Led team with .608 field goal percentage in 2017-18, 2nd-best by a freshman in program history (Quincy Acy .655)
- 30 starts last season were 3rd-most by a true freshman in program history (Quincy Miller 36 in 2012, Isaiah Austin 35 in 2013)
- Named 2017 6A Player of the Year by Texas Association of Basketball Coaches
- Ranked No. 8 recruit in Texas and No. 106 overall in 2017 class by 247Sports composite rankings
- Played all 39 games as senior, averaging 17.5 points, 10.1 rebounds, 2.8 assists and 2.1 blocks per game

### 2018-19 GAME-BY-GAME

OPPONENT	DATE	GS	MIN	FG	3FG	FT	OR-DR-TR	PF	A	T	B	S	PTS
Texas Southern	11/6	*	19	5-7	1-1	0-0	2-1-3	5	0	1	2	0	11
Southern	11/10	*	22	8-9	0-0	1-1	4-2-6	4	1	1	2	0	17
Prairie View A&M	11/12	*	27	5-5	0-0	7-9	2-5-7	3	4	2	5	1	17
Nicholls State	11/16	*	25	5-7	0-0	0-1	2-3-5	2	4	1	2	1	10
vs. Ole Miss	11/23	*	35	11-13	0-0	5-8	1-5-6	4	1	1	2	0	27
vs. George Mason	11/24	*	34	2-4	0-0	3-4	2-2-4	5	1	1	2	2	7
South Dakota	11/27	*	27	3-5	0-0	2-2	2-4-6	3	0	0	6	0	8
at Wichita State	12/1	*	29	5-8	0-1	2-3	4-4-8	2	1	3	3	1	12
at Arizona	12/15	*	26	4-5	0-1	0-0	2-4-6	3	2	3	0	1	8
Stephen F. Austin	12/18	*	37	9-9	0-0	6-10	4-3-7	2	1	1	2	3	24
Oregon	12/21												
New Orleans	12/29												
at TCU	1/5												
Iowa State	1/8												
Kansas	1/12												
at Oklahoma State	1/14												
Texas Tech	1/19												
at West Virginia	1/21												
Alabama	1/26												
at Oklahoma	1/28												
TCU	2/2												
at Texas	2/6												
Kansas State	2/9												
Oklahoma	2/11												
at Texas Tech	2/16												
at Iowa State	2/19												
West Virginia	2/23												
Texas	2/27												
at Kansas State	3/2												
Oklahoma State	3/6												
at Kansas	3/9												

### CLARK'S CAREER STATS

YEAR	GP-GS	MIN-AVG	FG-A	PCT	3FG-A	PCT	FT-A	PCT	OFF-DEF-TOT	AVG	PF-D	A	TO	B	S	TP	AVG
2017-18 (FR.)	33-30	657-19.9	93-153	.608	2-7	.286	36-55	.655	47-101-148	4.5	80-3	25	38	29	18	224	6.8
2018-19 (SO.)	10-10	281-28.1	57-72	.792	1-3	.333	26-38	.684	25-33-58	5.8	33-2	15	14	26	9	141	14.1
<b>CAREER</b>	<b>43-40</b>	<b>938-21.8</b>	<b>150-225</b>	<b>.667</b>	<b>3-10</b>	<b>.300</b>	<b>62-93</b>	<b>.667</b>	<b>72-134-206</b>	<b>4.8</b>	<b>113-5</b>	<b>40</b>	<b>52</b>	<b>55</b>	<b>27</b>	<b>365</b>	<b>8.5</b>



### 33 — FREDDIE GILLESPIE

F • 6-8 • 240 • RJR. • SO  
ST. PAUL, MINN. (CARLETON)

#### SEASON/CAREER HIGHS

Points: — 7 vs. Texas Southern (11/6/18)  
 FG: — 3 vs. Texas Southern (11/6/18)  
 FGA: — 4 vs. Texas Southern (11/6/18)  
 3FG: —  
 3FGA: —  
 FT: — 1 vs. Texas Southern (11/6/18)  
 FTA: — 3 vs. Texas Southern (11/6/18)  
 Rebounds: — 7 vs. Texas Southern (11/6/18)  
 Assists: — 1 vs. Prairie View A&M (11/12/18)  
 Turnovers: — 2 vs. PVAMU (11/12/18); vs. Ole Miss (11/23/18)  
 Blocks: — 2 vs. Prairie View A&M (11/12/18)  
 Steals: —  
 Minutes Played: — 22 vs. Southern (11/10/18)

#### MISCELLANEOUS

	18-19	BU RECORD
Double-Figure Points:	—	—
Double-Figure Rebounds:	—	—
Double-Doubles:	—	—
2+ Blocks:	1	1-0
Led team in Points:	—	—
Led team in Rebounds:	1	1-0
Led team in Blocks:	—	—
Led team in Assists:	—	—

#### GILLESPIE NOTEBOOK

- Former walk-on forward, sat out 2017-18 after transferring from Division III Carleton College in Northfield, Minn.
- Made first start at Baylor and had 6 rebounds in 22 minutes vs. Southern (11/10)
- Made Baylor debut with 7 points and 7 rebounds in 18 minutes off bench vs. Texas Southern (11/6)
- Awarded scholarship prior to 2018-19 season
- Played only 16 minutes during 2015-16 freshman season at Carleton, totaling 4 points, 7 rebounds and 2 blocks
- Developed into 2nd-team All-MIAC and All-MIAC Defensive Team selection as sophomore in 2016-17
- Averaged 10.0 points, 8.3 rebounds and 23.6 blocks in 22.8 minutes per game during sophomore season
- First played organized basketball in eighth grade and missed parts of three high school seasons with injuries
- AP distinction scholar and summa cum laude graduate at East Ridge High School in Woodbury, Minn.

#### 2018-19 GAME-BY-GAME

OPPONENT	DATE	GS	MIN	FG	3FG	FT	OR-DR-TR	PF	A	T	B	S	PTS
Texas Southern	11/6		18	3-4	0-0	1-3	5-2-7	4	0	1	0	0	7
Southern	11/10	*	22	0-1	0-0	0-0	4-2-6	4	0	0	0	0	0
Prairie View A&M	11/12	*	16	0-1	0-0	0-0	0-2-2	2	1	2	2	0	0
Nicholls State	11/16		8	0-1	0-0	0-1	0-0-0	3	0	0	0	0	0
vs. Ole Miss	11/23		5	0-0	0-0	0-0	1-0-1	1	0	2	0	0	0
vs. George Mason	11/24			DNP									
South Dakota	11/27			DNP									
at Wichita State	12/1			DNP									
at Arizona	12/15			DNP									
Stephen F. Austin	12/18			DNP									
Oregon	12/21												
New Orleans	12/29												
at TCU	1/5												
Iowa State	1/8												
Kansas	1/12												
at Oklahoma State	1/14												
Texas Tech	1/19												
at West Virginia	1/21												
Alabama	1/26												
at Oklahoma	1/28												
TCU	2/2												
at Texas	2/6												
Kansas State	2/9												
Oklahoma	2/11												
at Texas Tech	2/16												
at Iowa State	2/19												
West Virginia	2/23												
Texas	2/27												
at Kansas State	3/2												
Oklahoma State	3/6												
at Kansas	3/9												

#### GILLESPIE'S CARLETON STATS

YEAR	GP-GS	MIN-AVG	FG-A	PCT	3FG-A	PCT	FT-A	PCT	OFF-DEF-TOT	AVG	PF-D	A	TO	B	S	TP	AVG
2015-16 (FR.)	4-0	16-4.0	1-2	.500	0-0	.000	2-8	.250	0-7-7	1.8	2-0	1	0	2	1	4	1.0
2016-17 (SO.)	27-23	616-22.8	117-220	.532	0-0	.000	35-60	.583	72-152-224	8.3	75-3	22	37	69	15	269	10.0
CAREER	31-23	632-20.4	118-222	.532	0-0	.000	37-68	.544	72-159-231	7.5	77-3	23	37	71	16	273	8.8

#### GILLESPIE'S BAYLOR STATS

YEAR	GP-GS	MIN-AVG	FG-A	PCT	3FG-A	PCT	FT-A	PCT	OFF-DEF-TOT	AVG	PF-D	A	TO	B	S	TP	AVG
2018-19 (RJR.)	5-2	69-13.8	3-7	.429	0-0	.000	1-4	.250	10-6-16	3.2	14-0	1	5	2	0	7	1.4
BU CAREER	5-2	69-13.8	3-7	.429	0-0	.000	1-4	.250	10-6-16	3.2	14-0	1	5	2	0	7	1.4
NCAA CAREER	36-25	701-19.5	121-229	.528	0-0	.000	38-72	.528	82-165-247	6.9	91-3	24	42	73	16	280	7.8





## 4 — MARIO KEGLER

G/F • 6-7 • 230 • RSO. • SO  
 JACKSON, MISS. (MISSISSIPPI STATE)

### SEASON HIGHS

Points: — 13 at Arizona (12/15/18)  
 FG: — 5 at Wichita State (12/1/18)  
 FGA: — 16 at Wichita State (12/1/18)  
 3FG: — 1 vs. South Dakota (11/27/18); at Arizona (12/15/18)  
 3FGA: — 6 vs. South Dakota (11/27/18); at Wichita State (12/1/18)  
 FT: — 4 at Arizona (12/15/18)  
 FTA: — 8 vs. South Dakota (11/27/18)  
 Rebounds: — 6, three times  
 Assists: — 1 vs. South Dakota (11/27/18); vs. SFA (12/18/18)  
 Turnovers: — 5 at Arizona (12/15/18)  
 Blocks: — 3 vs. South Dakota (11/27/18)  
 Steals: — 1 vs. SFA (12/18/18)  
 Minutes Played: — 34 at Wichita State (12/1/18)

### CAREER HIGHS

Points: — 17 vs. Tennessee (2/4/17)  
 FG: — 7 vs. South Carolina (2/11/17)  
 FGA: — 16 at Wichita State (12/1/18)  
 3FG: — 4 vs. Georgia State (12/4/16); vs. Tennessee (2/4/17)  
 3FGA: — 8 vs. Georgia State (12/4/16)  
 FT: — 5 at LSU (1/7/17); vs. Missouri (1/25/17)  
 FTA: — 8 vs. South Dakota (11/27/18)  
 Rebounds: — 9 vs. Lehigh (11/25/16); vs. Tennessee (2/4/17)  
 Assists: — 5 at Arkansas (1/10/17)  
 Turnovers: — 5 at South Carolina (2/28/17); at Arizona (12/15/18)  
 Blocks: — 3 vs. South Dakota (11/27/18)  
 Steals: — 2, six times  
 Minutes Played: — 35 vs. East Tennessee State (12/14/16)

### MISCELLANEOUS

	18-19	BU RECORD
Double-Figure Points:	3	2-1
Double-Figure Rebounds:	—	—
Double-Doubles:	—	—
2+ Blocks:	1	1-0
Led team in Points:	1	0-1
Led team in Rebounds:	—	—
Led team in Blocks:	—	—
Led team in Assists:	—	—

### KEGLER NOTEBOOK

- Long, athletic wing, sat out 2017-18 season after transferring following freshman year Mississippi State
- Has scored 12+ points and grabbed 6+ rebounds in 3 of 4 games at Baylor
- Scored season-high 13 points, including crucial late-game 3-pointer, in only 22 minutes of win at Arizona (12/15/18)
- Posted 12 points, 6 rebounds and career-high 3 blocks in 31 minutes vs. South Dakota (11/27/18)
- Made BU debut on Nov. 27 vs. South Dakota, going 629 days between last game at MSU and first game at Baylor
- Started 31 games as true freshman at Mississippi State in 2016-17, averaging 9.7 points and 5.5 rebounds in 28.2 minutes
- Started all 18 games in SEC play, averaging 10.8 points, 5.6 rebounds and 1.6 assists in 29.2 minutes per game
- Scored in double-figures in 16 of 32 games at MSU, including career-highs of 17 points and 9 boards at Tennessee (2/4/17)
- Sank multiple 3-pointers in 13 games, including 5-game stretch when he went a combined 13-of-22 from downtown
- Ranked No. 47 recruit nationally in 2016 ESPN100 and No. 52 overall in 247Sports composite rankings

### 2018-19 GAME-BY-GAME

OPPONENT	DATE	GS	MIN	FG	3FG	FT	OR-DR-TR	PF	A	T	B	S	PTS
Texas Southern	11/6			DNP									
Southern	11/10			DNP									
Prairie View A&M	11/12			DNP									
Nicholls State	11/16			DNP									
vs. Ole Miss	11/23			DNP									
vs. George Mason	11/24			DNP									
South Dakota	11/27	*	31	4-11	1-6	3-8	2-4-6	1	1	1	3	0	12
at Wichita State	12/1	*	34	5-16	0-6	2-2	3-3-6	4	0	2	0	0	12
at Arizona	12/15	*	22	4-9	1-3	4-4	1-5-6	4	0	5	0	0	13
Stephen F. Austin	12/18	*	23	0-6	0-2	0-0	1-4-5	4	1	3	1	1	0
Oregon	12/21												
New Orleans	12/29												
at TCU	1/5												
Iowa State	1/8												
Kansas	1/12												
at Oklahoma State	1/14												
Texas Tech	1/19												
at West Virginia	1/21												
Alabama	1/26												
at Oklahoma	1/28												
TCU	2/2												
at Texas	2/6												
Kansas State	2/9												
Oklahoma	2/11												
at Texas Tech	2/16												
at Iowa State	2/19												
West Virginia	2/23												
Texas	2/27												
at Kansas State	3/2												
Oklahoma State	3/6												
at Kansas	3/9												

KEGLER'S MISSISSIPPI STATE STATS																	
YEAR	GP-GS	MIN-AVG	FG-A	PCT	3FG-A	PCT	FT-A	PCT	OFF-DEF-TOT	AVG	PF-D	A	TO	B	S	TP	AVG
2016-17 (FR.)	32-31	901-28.2	106-252	.421	40-116	.345	58-88	.659	37-138-175	5.5	78-2	37	60	8	22	310	9.7
CAREER	32-31	901-28.2	106-252	.421	40-116	.345	58-88	.659	37-138-175	5.5	78-2	37	60	8	22	310	9.7

KEGLER'S BAYLOR STATS																	
YEAR	GP-GS	MIN-AVG	FG-A	PCT	3FG-A	PCT	FT-A	PCT	OFF-DEF-TOT	AVG	PF-D	A	TO	B	S	TP	AVG
2018-19 (RSO.)	4-4	110-27.5	13-42	.310	2-17	.118	9-14	.643	7-16-23	5.8	13-0	2	11	4	1	37	9.3
BU CAREER	4-4	110-27.5	13-42	.310	2-17	.118	9-14	.643	7-16-23	5.8	13-0	2	11	4	1	37	9.3
NCAA CAREER	36-35	1011-28.1	119-294	.405	42-133	.316	67-102	.657	44-154-198	5.5	91-2	39	71	12	23	347	9.6



## 10 – MAKAI MASON

G • 6-1 • 185 • RSR • TR  
GREENFIELD, MASS. (YALE)

### SEASON HIGHS

**Points:** – 22 at Arizona (12/15/18)  
**FG:** – 8 at Arizona (12/15/18)  
**FGA:** – 15 at Arizona (12/15/18)  
**3FG:** – 3 vs. Nicholls State (11/16/18)  
**3FGA:** – 7 at Arizona (12/15/18)  
**FT:** – 8 vs. George Mason (11/24/18)  
**FTA:** – 8 vs. George Mason (11/24/18)  
**Rebounds:** – 7 at Arizona (12/15/18)  
**Assists:** – 5 vs. Ole Miss (11/23/18)  
**Turnovers:** – 4 vs. SFA (12/18/18)  
**Blocks:** –  
**Steals:** – 1, three times  
**Minutes Played:** – 38 vs. George Mason (11/24/18)

### CAREER HIGHS

**Points:** – 31 vs. Baylor (3/19/16)  
**FG:** – 9, three times  
**FGA:** – 18, four times  
**3FG:** – 5 vs. Princeton (1/30/16)  
**3FGA:** – 9 at Dartmouth (2/12/16)  
**FT:** – 11 vs. Baylor (3/19/16)  
**FTA:** – 11 vs. Baylor (3/19/16); at SMU (11/22/15)  
**Rebounds:** – 7 at Arizona (12/15/18)  
**Assists:** – 8 at Duke (11/25/15)  
**Turnovers:** – 6 at Princeton (2/19/16); vs. Vermont (12/5/15)  
**Blocks:** – 1, four times  
**Steals:** – 3, three times  
**Minutes Played:** – 40 vs. Duke (3/19/16); vs. Dartmouth (2/27/16)

### MISCELLANEOUS

	18-19	BU RECORD
Double-Figure Points:	6	4-2
Double-Figure Rebounds:	–	–
Double-Doubles:	–	–
20+ Points:	1	1-0
5+ Assists:	1	0-1
Led team in Points:	1	1-0
Led team in Rebounds:	–	–
Led team in Assists:	3	1-2

### MASON NOTEBOOK

- First graduate transfer in program history, joined Bears after graduating from Yale in May 2018 with political science degree
- Committed to Baylor in summer 2017, prior to fourth and final season at Yale
- Started and scored 9+ points while playing 20+ minutes in all 7 games played
- Posted season-high 22 points and career-high 7 rebounds in 35 minutes of win at Arizona (12/15/18); 10th career 20+ pt game
- Had 18 points in both Emerald Coast Classic games in Florida, vs. Ole Miss (11/23/18) and George Mason (11/24/18)
- Made Baylor debut vs. Nicholls (11/16/18), posted 11 points in 21 minutes while limited due to ankle sprain
- Has scored in double-figures in 41 of 69 career games (6 of 7 at Baylor), including 10 games of 20+ points
- Played 61 games over first two seasons at Yale, but limited to just 1 game over final two seasons by injuries
- Helped Bulldogs to 45-17 record in 62 career games played, including 24-5 in Ivy League
- Three-time Ivy League Player of the Week and 2016 first-team All-Ivy selection
- Started all 30 games and averaged 16.0 points and 3.8 assists in 32.7 minutes per game as sophomore in 2015-16
- Scored career-high 31 points and went perfect 11-of-11 at foul line in 2016 NCAA Tournament first round win over Baylor

### 2018-19 GAME-BY-GAME


OPPONENT	DATE	GS	MIN	FG	3FG	FT	OR-DR-TR	PF	A	T	B	S	PTS
Texas Southern	11/6			DNP									
Southern	11/10			DNP									
Prairie View A&M	11/12			DNP									
Nicholls State	11/16	*	21	4-7	3-5	0-0	1-1-2	0	1	2	0	1	11
vs. Ole Miss	11/23	*	35	6-14	1-5	5-5	0-0-0	4	5	1	0	1	18
vs. George Mason	11/24	*	38	5-14	0-4	8-8	0-1-1	3	2	3	0	0	18
South Dakota	11/27	*	30	3-8	2-4	2-5	1-3-4	0	4	3	0	0	10
at Wichita State	12/1	*	30	2-11	1-5	4-4	0-3-3	4	1	3	0	0	9
at Arizona	12/15	*	35	8-15	2-7	4-6	2-5-7	2	1	3	0	0	22
Stephen F. Austin	12/18	*	33	5-10	1-3	0-0	0-3-3	2	4	4	0	1	11
Oregon	12/21												
New Orleans	12/29												
at TCU	1/5												
Iowa State	1/8												
Kansas	1/12												
at Oklahoma State	1/14												
Texas Tech	1/19												
at West Virginia	1/21												
Alabama	1/26												
at Oklahoma	1/28												
TCU	2/2												
at Texas	2/6												
Kansas State	2/9												
Oklahoma	2/11												
at Texas Tech	2/16												
at Iowa State	2/19												
West Virginia	2/23												
Texas	2/27												
at Kansas State	3/2												
Oklahoma State	3/6												
at Kansas	3/9												

### MASON'S YALE STATS

YEAR	GP-GS	MIN-AVG	FG-A	PCT	3FG-A	PCT	FT-A	PCT	OFF-DEF-TOT	AVG	PF-D	A	TO	B	S	TP	AVG
2014-15 (FR.)	31-0	595-19.2	63-139	.453	17-48	.354	48-66	.727	14-55-69	2.2	52-0	49	33	2	20	191	6.2
2015-16 (SO.)	30-30	980-32.7	161-377	.427	55-154	.357	104-129	.806	15-68-83	2.8	55-0	115	91	2	25	481	16.0
2016-17 (JR.)		-redshirt-															
2017-18 (RJR.)	1-0	21-21.0	2-6	.333	2-3	.667	2-5	.400	0-0-0	0.0	0-0	1	1	0	0	8	8.0
<b>CAREER</b>	<b>62-30</b>	<b>1596-25.7</b>	<b>226-522</b>	<b>.433</b>	<b>74-205</b>	<b>.361</b>	<b>154-200</b>	<b>.770</b>	<b>29-123-152</b>	<b>2.5</b>	<b>107-0</b>	<b>165</b>	<b>125</b>	<b>4</b>	<b>45</b>	<b>680</b>	<b>11.0</b>

### MASON'S BAYLOR STATS

YEAR	GP-GS	MIN-AVG	FG-A	PCT	3FG-A	PCT	FT-A	PCT	OFF-DEF-TOT	AVG	PF-D	A	TO	B	S	TP	AVG
2018-19 (RSR.)	7-7	222-31.7	33-79	.418	10-33	.303	23-28	.821	4-16-20	2.9	15-0	18	19	0	4	99	14.1
<b>BU CAREER</b>	<b>7-7</b>	<b>222-31.7</b>	<b>33-79</b>	<b>.418</b>	<b>10-33</b>	<b>.303</b>	<b>23-28</b>	<b>.821</b>	<b>4-16-20</b>	<b>2.9</b>	<b>15-0</b>	<b>18</b>	<b>19</b>	<b>0</b>	<b>4</b>	<b>99</b>	<b>14.1</b>
<b>NCAA CAREER</b>	<b>69-37</b>	<b>1818-26.3</b>	<b>259-601</b>	<b>.431</b>	<b>84-238</b>	<b>.353</b>	<b>177-228</b>	<b>.776</b>	<b>33-139-172</b>	<b>2.5</b>	<b>122-0</b>	<b>183</b>	<b>144</b>	<b>4</b>	<b>49</b>	<b>779</b>	<b>11.3</b>



## 24 – MATTHEW MAYER

G/F • 6-9 • 200 • FR. • HS

AUSTIN, TEXAS (WESTLAKE HS)

### SEASON/CAREER HIGHS

**Points:** – 18 vs. Nicholls (11/16/18)  
**FG:** – 7 vs. Nicholls (11/16/18)  
**FGA:** – 12 vs. Nicholls (11/16/18)  
**3FG:** – 3 vs. Nicholls (11/16/18)  
**3FGA:** – 6 vs. Nicholls (11/16/18)  
**FT:** – 5 vs. Southern (11/10/18); vs. Ole Miss (11/23/18)  
**FTA:** – 6 vs. Southern (11/10/18); vs. Ole Miss (11/23/18)  
**Rebounds:** – 7 vs. Ole Miss (11/23/18)  
**Assists:** – 2, three times  
**Turnovers:** – 5 vs. Ole Miss (11/23/18)  
**Blocks:** – 1, four times  
**Steals:** – 1 vs. Southern (11/10/18); vs. SFA (12/18/18)  
**Minutes Played:** – 30 vs. Ole Miss (11/23/18)

### MISCELLANEOUS

	18-19	BU RECORD
Double-Figure Points:	3	2-1
Double-Figure Rebounds:	–	–
Double-Doubles:	–	–
5+ Assists:	–	–
Led team in Points:	1	1-0
Led team in Rebounds:	1	0-1
Led team in Blocks:	–	–
Led team in Assists:	–	–
Led team in Bench Points:	5	3-2

### MAYER NOTEBOOK

- Freshman wing with length, range and ability to score in bunches
- Played off bench for 7+ minutes in all 10 games this season
- Has scored in double-figures off bench in 3 games this season, including 12 points vs. Ole Miss (11/23)
- Posted game-high 18 points in just 18 minutes off bench vs. Nicholls State (11/16)
- Came off bench for 12 points, 2 rebounds and 2 assists in 16 minutes vs. Southern (11/10)
- Had 6 rebounds (5 offensive) in just 11 minutes off bench in collegiate debut vs. Texas Southern (11/6)
- Four-star recruit from Austin’s Westlake High School, ranked among top-100 recruits nationally in 2018 class
- Helped Westlake to 36-4 record as senior in 2017-18, playing alongside Xavier’s Keonte Kennedy and Texas’ Brock Cunningham
- Scored 15 points during a 12-minute scrimmage period at Vanderbilt in October
- Committed to Baylor in June 2017, more than a year prior to enrolling at BU

### 2018-19 GAME-BY-GAME

OPPONENT	DATE	GS	MIN	FG	3FG	FT	OR-DR-TR	PF	A	T	B	S	PTS
Texas Southern	11/6		11	0-8	0-2	0-1	5-1-6	0	0	2	0	0	0
Southern	11/10		16	3-9	1-4	5-6	0-2-2	2	2	0	0	1	12
Prairie View A&M	11/12		9	2-4	0-0	0-0	0-2-2	2	1	0	1	0	4
Nicholls State	11/16		18	7-12	3-6	1-2	1-4-5	1	0	0	1	0	18
vs. Ole Miss	11/23		30	3-7	1-4	5-6	2-5-7	4	1	5	0	0	12
vs. George Mason	11/24		10	1-4	0-1	0-0	0-1-1	2	0	2	0	0	2
South Dakota	11/27		15	3-9	2-4	1-2	0-4-4	1	2	0	0	0	9
at Wichita State	12/1		11	1-3	0-1	2-3	1-0-1	1	0	0	1	0	4
at Arizona	12/15		14	0-3	0-1	1-2	1-0-1	1	2	0	0	0	1
Stephen F. Austin	12/18		7	2-5	2-3	0-0	1-0-1	1	0	0	1	1	6
Oregon	12/21												
New Orleans	12/29												
at TCU	1/5												
Iowa State	1/8												
Kansas	1/12												
at Oklahoma State	1/14												
Texas Tech	1/19												
at West Virginia	1/21												
Alabama	1/26												
at Oklahoma	1/28												
TCU	2/2												
at Texas	2/6												
Kansas State	2/9												
Oklahoma	2/11												
at Texas Tech	2/16												
at Iowa State	2/19												
West Virginia	2/23												
Texas	2/27												
at Kansas State	3/2												
Oklahoma State	3/6												
at Kansas	3/9												

### MAYER'S CAREER STATS

YEAR	GP-GS	MIN-AVG	FG-A	PCT	3FG-A	PCT	FT-A	PCT	OFF-DEF-TOT	AVG	PF-D	A	TO	B	S	TP	AVG
2018-19 (FR.)	10-0	141-14.1	22-64	.344	9-26	.346	15-22	.682	11-19-30	3.0	15-0	8	9	4	2	68	6.8
CAREER	10-0	141-14.1	22-64	.344	9-26	.346	15-22	.682	11-19-30	3.0	15-0	8	9	4	2	68	6.8



### 3 – KING MCCLURE

G • 6-3 • 215 • SR. • 3L  
DALLAS, TEXAS (TRIPLE A ACADEMY)

#### SEASON HIGHS

**Points:** – 27 vs. George Mason (11/24/18)  
**FG:** – 10 vs. Texas Southern (11/6/18)  
**FGA:** – 18 vs. Texas Southern (11/6/18)  
**3FG:** – 5 vs. PVAMU (11/12/18); vs. George Mason (11/24/18)  
**3FGA:** – 11 vs. George Mason (11/24/18)  
**FT:** – 6 vs. George Mason (11/24/18)  
**FTA:** – 7 vs. George Mason (11/24/18)  
**Rebounds:** – 14 vs. George Mason (11/24/18)  
**Assists:** – 7 vs. Southern (11/10/18)  
**Turnovers:** – 5 vs. PVAMU (11/12/18); at Arizona (12/15/18)  
**Blocks:** – 1, three times  
**Steals:** – 4 at Arizona (12/15/18)  
**Minutes Played:** – 36 vs. Texas So. (11/6/18); vs. GMU (11/24/18)

#### CAREER HIGHS

**Points:** – 27 vs. George Mason (11/24/18)  
**FG:** – 10 vs. Texas Southern (11/6/18)  
**FGA:** – 18 vs. Texas Southern (11/6/18)  
**3FG:** – 5, three times  
**3FGA:** – 12 vs. Randall (12/9/17)  
**FT:** – 7 vs. Texas Tech (2/17/18)  
**FTA:** – 8 vs. Texas Tech (2/17/18)  
**Rebounds:** – 14 vs. George Mason (11/24/18)  
**Assists:** – 7 vs. Southern (11/10/18)  
**Turnovers:** – 5, three times  
**Blocks:** – 1, 10 times  
**Steals:** – 5 vs. Savannah State (11/23/15)  
**Minutes Played:** – 36 vs. Texas So. (11/6/18); vs. GMU (11/24/18)

#### MISCELLANEOUS

	18-19	CAREER	BU RECORD
Double-Figure Points:	6	32	22-10
Double-Figure Rebounds:	1	1	1-0
Double-Doubles:	1	1	1-0
20+ Points:	3	4	3-1
5+ Assists:	2	5	3-2
Led team in Points:	3	8	5-3
Led team in Rebounds:	2	2	2-0
Led team in Assists:	4	5	3-2
Led team in Bench Points:	–	12	7-5

### MCCLURE NOTEBOOK

- Strong, physical senior guard, has played 107 games and made 41 starts during 4-year Baylor career
- Switched from No. 22 to No. 3 prior to senior season to honor teammate Jake Lindsey, who will miss 2018-19 season
- Has scored 20+ points in 3 games this season after doing so in 1 of 100 games over first 3 seasons at Baylor
- Recorded career-first double-double with 27 points, 14 rebounds, 4 assists and 3 steals in 36 minutes vs. George Mason (11/24/18)
- Set school record for rebounds by a guard with 14 vs. GMU and had double-double before halftime (12p/10r)
- Posted 21 points and career-high 8 rebounds in 30 minutes vs. PVAMU (11/12/18)
- Set then-career highs in points (23), field goals made (10) and attempted (18) and minutes (36) in season opener vs. TXSO (11/6/18)
- Told basketball career was over due to heart condition in June 2015; had procedure and was cleared to resume in September 2015
- Scored in double-figures 13 times last season, has 32 career games of 10+ points, including 4 games with 20-plus points
- Posted then-career-highs of 19 points and 32 minutes in Hall of Fame Classic title game win vs. Creighton (11/21/17)
- Sparked comeback vs. Louisville (11/25/16) in Battle 4 Atlantis championship with 15 2nd-half points; played final 15 minutes
- Consensus top-100 recruit in 2015 class, ranked No. 54 nationally by 247Sports.com
- Three-time All-State selection, averaged at least 21 ppg in all four years of high school

### 2018-19 GAME-BY-GAME

OPPONENT	DATE	GS	MIN	FG	3FG	FT	OR-DR-TR	PF	A	T	B	S	PTS
Texas Southern	11/6	*	36	10-18	3-5	0-1	0-5-5	3	5	2	1	1	23
Southern	11/10	*	25	1-6	0-2	0-0	0-3-3	3	7	4	0	1	2
Prairie View A&M	11/12	*	30	8-11	5-8	0-0	1-7-8	2	2	5	1	1	21
Nicholls State	11/16	*	21	5-8	1-4	0-0	1-2-3	3	3	1	1	1	11
vs. Ole Miss	11/23	*	31	0-4	0-3	0-0	1-1-2	3	1	3	0	2	0
vs. George Mason	11/24	*	36	8-17	5-11	6-7	3-11-14	3	4	2	0	3	27
South Dakota	11/27	*	33	6-11	3-6	0-0	1-5-6	2	0	1	0	0	15
at Wichita State	12/1	*	29	4-12	2-5	0-0	1-5-6	2	1	0	0	1	10
at Arizona	12/15	*	27	0-3	0-1	0-1	0-2-2	1	3	5	0	4	0
Stephen F. Austin	12/18	*	30	2-10	1-7	0-0	0-3-3	3	1	2	0	2	5
Oregon	12/21												
New Orleans	12/29												
at TCU	1/5												
Iowa State	1/8												
Kansas	1/12												
at Oklahoma State	1/14												
Texas Tech	1/19												
at West Virginia	1/21												
Alabama	1/26												
at Oklahoma	1/28												
TCU	2/2												
at Texas	2/6												
Kansas State	2/9												
Oklahoma	2/11												
at Texas Tech	2/16												
at Iowa State	2/19												
West Virginia	2/23												
Texas	2/27												
at Kansas State	3/2												
Oklahoma State	3/6												
at Kansas	3/9												

### MCCLURE'S CAREER STATS

YEAR	GP-GS	MIN-AVG	FG-A	PCT	3FG-A	PCT	FT-A	PCT	OFF-DEF-TOT	AVG	PF-D	A	TO	B	S	TP	AVG
2015-16 (FR.)	34-0	444-13.1	52-116	.448	29-77	.377	18-27	.667	8-31-39	1.1	47-0	22	14	4	30	151	4.4
2016-17 (SO.)	32-13	459-14.3	54-122	.443	28-77	.364	24-32	.750	9-31-40	1.3	41-0	26	25	2	14	160	5.0
2017-18 (JR.)	34-21	814-23.9	93-237	.392	42-120	.350	49-64	.766	16-68-84	2.5	79-0	57	53	1	31	277	8.1
2018-19 (SR.)	10-10	298-29.8	44-100	.440	20-52	.385	6-9	.667	8-44-52	5.2	25-0	27	25	3	16	114	11.4
<b>CAREER</b>	<b>110-44</b>	<b>2015-18.3</b>	<b>243-575</b>	<b>.423</b>	<b>119-326</b>	<b>.365</b>	<b>97-132</b>	<b>.735</b>	<b>41-174-215</b>	<b>2.0</b>	<b>192-0</b>	<b>132</b>	<b>117</b>	<b>10</b>	<b>91</b>	<b>702</b>	<b>6.4</b>





**0 — FLO THAMBA**

**F • 6-10 • 245 • FR. • HS**  
**KINSHASA, CONGO (MOUNTAIN MISSION SCHOOL)**

**SEASON/CAREER HIGHS**

**Points:** — 6 vs. Southern (11/10/18)  
**FG:** — 3 vs. Southern (11/10/18)  
**FGA:** — 3 vs. Texas Southern (11/6/18); vs. Southern (11/10/18)  
**3FG:** —  
**3FGA:** —  
**FT:** — 3 vs. Nicholls (11/16/18)  
**FTA:** — 4 vs. Nicholls (11/16/18); vs. George Mason (11/24/18)  
**Rebounds:** — 5 vs. Southern (11/10/18)  
**Assists:** — 1 vs. Nicholls (11/16/18); vs. George Mason (11/24/18)  
**Turnovers:** — 1, four times  
**Blocks:** — 1, five times  
**Steals:** —  
**Minutes Played:** — 19 vs. George Mason (11/24/18)

**MISCELLANEOUS**

	18-19	BU RECORD
Double-Figure Points:	—	—
Double-Figure Rebounds:	—	—
Double-Doubles:	—	—
2+ Blocks:	—	—
Led team in Points:	—	—
Led team in Rebounds:	—	—
Led team in Blocks:	1	1-0
Led team in Assists:	—	—


**THAMBA NOTEBOOK**

- Freshman big man with 7-foot-5 wingspan, originally from Kinshasa, Democratic Republic of the Congo
- Has played off bench in 9 games this season, including season-high 19 minutes vs. George Mason (11/24)
- Posted 6 points, 5 rebounds and 1 block in 13 minutes off bench vs. Southern (11/10)
- Had 4 points, 3 rebounds and 1 block in 9 minutes off bench in collegiate debut vs. Texas Southern (11/6)
- Grew up in South Africa, emigrated to United States in 2014
- Late addition to 2018 signing class, ranked No. 243 overall and No. 34 center by 247Sports
- Averaged 14.0 points, 10.0 rebounds and 1.5 blocks per game as senior at Mountain Mission School in Grundy, Va.

**2018-19 GAME-BY-GAME**

OPPONENT	DATE	GS	MIN	FG	3FG	FT	OR-DR-TR	PF	A	T	B	S	PTS
Texas Southern	11/6	9	2-3	0-0	0-1	2-1-3	0	0	1	1	0	0	4
Southern	11/10	13	3-3	0-0	0-0	2-3-5	1	0	1	1	0	0	6
Prairie View A&M	11/12	4	1-1	0-0	0-0	0-0-0	2	0	0	0	0	0	2
Nicholls State	11/16	14	1-2	0-0	3-4	0-3-3	3	1	1	0	0	0	5
vs. Ole Miss	11/23		DNP										
vs. George Mason	11/24	19	0-0	0-0	2-4	1-0-1	3	1	0	1	0	0	2
South Dakota	11/27	4	0-2	0-0	0-0	2-0-2	1	0	0	0	0	0	0
at Wichita State	12/1	5	0-0	0-0	0-0	0-0-0	2	0	0	0	0	0	0
at Arizona	12/15	14	1-2	0-0	0-0	3-1-4	1	0	1	1	0	0	2
Stephen F. Austin	12/18	4	0-1	0-0	0-0	0-2-2	1	0	0	1	0	0	0
Oregon	12/21												
New Orleans	12/29												
at TCU	1/5												
Iowa State	1/8												
Kansas	1/12												
at Oklahoma State	1/14												
Texas Tech	1/19												
at West Virginia	1/21												
Alabama	1/26												
at Oklahoma	1/28												
TCU	2/2												
at Texas	2/6												
Kansas State	2/9												
Oklahoma	2/11												
at Texas Tech	2/16												
at Iowa State	2/19												
West Virginia	2/23												
Texas	2/27												
at Kansas State	3/2												
Oklahoma State	3/6												
at Kansas	3/9												

<b>THAMBA'S CAREER STATS</b>																	
YEAR	GP-GS	MIN-AVG	FG-A	PCT	3FG-A	PCT	FT-A	PCT	OFF-DEF-TOT	AVG	PF-D	A	TO	B	S	TP	AVG
2018-19 (FR.)	9-0	86-9.6	8-14	.571	0-0	.000	5-9	.556	10-10-20	2.2	14-0	2	4	5	0	21	2.3
<b>CAREER</b>	<b>9-0</b>	<b>86-9.6</b>	<b>8-14</b>	<b>.571</b>	<b>0-0</b>	<b>.000</b>	<b>5-9</b>	<b>.556</b>	<b>10-10-20</b>	<b>2.2</b>	<b>14-0</b>	<b>2</b>	<b>4</b>	<b>5</b>	<b>0</b>	<b>21</b>	<b>2.3</b>



## 11 – MARK VITAL

G/F • 6-5 • 230 • RSO. • 1L

LAKE CHARLES, LA. (ADVANCED PREP INT'L (TEXAS))

### SEASON HIGHS

**Points:** – 11 vs. Nicholls (11/16/18)  
**FG:** – 4 vs. Texas Southern (11/6/18)  
**FGA:** – 8 vs. Texas Southern (11/6/18); vs. Southern (11/10/18)  
**3FG:** – 1, three times  
**3FGA:** – 3 vs. Texas Southern (11/6/18)  
**FT:** – 6 vs. Nicholls (11/16/18)  
**FTA:** – 10 vs. Prairie View A&M (11/12/18); vs. Nicholls (11/16/18)  
**Rebounds:** – 17 at Arizona (12/15/18)  
**Assists:** – 5 vs. Nicholls (11/16/18)  
**Turnovers:** – 6 vs. SFA (12/18/18)  
**Blocks:** – 2, four times  
**Steals:** – 5 vs. SFA (12/18/18)  
**Minutes Played:** – 37 vs. South Dakota (11/27/18)

### CAREER HIGHS

**Points:** – 12, three times  
**FG:** – 5, six times  
**FGA:** – 12 vs. Oklahoma (2/27/18)  
**3FG:** – 1, four times  
**3FGA:** – 3 vs. Texas Southern (11/6/18)  
**FT:** – 6 vs. Nicholls (11/16/18)  
**FTA:** – 10 vs. Prairie View A&M (11/12/18); vs. Nicholls (11/16/18)  
**Rebounds:** – 17 at Arizona (12/15/18)  
**Assists:** – 8 vs. Oklahoma State (1/15/18)  
**Turnovers:** – 7 vs. Kansas (2/10/18)  
**Blocks:** – 3 vs. Kansas (2/10/18)  
**Steals:** – 5 vs. SFA (12/18/18)  
**Minutes Played:** – 38 at Texas (2/12/18)

### MISCELLANEOUS

	18-19	CAREER	BU RECORD
Double-Figure Points:	2	11	6-5
Double-Figure Rebounds:	3	5	4-1
Double-Doubles:	1	1	1-0
5+ Assists:	1	5	4-1
2+ Blocks:	4	8	6-2
Led team in Points:	–	1	0-1
Led team in Rebounds:	7	15	10-5
Led team in Assists:	3	9	5-4
Led team in Blocks:	3	7	5-2
Led team in Bench Points:	–	6	5-1

### VITAL NOTEBOOK

- High-flying redshirt sophomore guard/forward from Lake Charles, La., sat out 2016-17 season before debuting in 2017-18
- Started all 10 games this season and has started 27 of last 29 games dating back to 2017-18 season
- Last 4 Games: averaging 7.0 points, 11.5 rebounds, 2.3 steals, 1.7 assists and 1.3 blocks in 35.5 minutes per game
- Had career-high 17 rebounds (9 offensive) in win at Arizona (12/15/18), out-rebounding all 9 Arizona players combined (14 rebounds)
- Career-first double-double with 11 points, 11 rebounds and 5 assists in 29 minutes vs. Nicholls State (11/16/18)
- Has seen at least 20 minutes of action in 34 of 43 career games, including 22 of last 24 games played
- Has scored in double-figures 11 times during BU career and has 5 games with double-digit rebounds
- Played in 33 games during redshirt freshman season, came off bench in first 11 games, then started 18 of final 22
- Grabbed career-high 11 rebounds, had career-high 3 blocks and 2 assists in 32 minutes of win over No. 10 Kansas (2/10/18)
- Nicknamed “Baby Rico” after former Baylor All-American power forward and fellow Louisianan Rico Gathers
- Ranked No. 1 in Louisiana and No. 55 nationally in 2016 recruiting class by 247Sports.com
- Featured by Yahoo! as “Middle School Basketball’s Most Impressive Dunker” in 2012
- Known for highlight-reel dunks, including jumping over four players in a slam dunk contest
- Committed to Baylor in September 2013, more than two years before signing day

### 2018-19 GAME-BY-GAME

OPPONENT	DATE	GS	MIN	FG	3FG	FT	OR-DR-TR	PF	A	T	B	S	PTS
Texas Southern	11/6	*	28	4-8	1-3	1-2	5-4-9	4	3	5	0	2	10
Southern	11/10	*	27	1-8	1-2	0-2	2-4-6	3	2	2	2	0	3
Prairie View A&M	11/12	*	30	0-3	0-1	4-10	0-3-3	2	4	3	1	1	4
Nicholls State	11/16	*	29	2-6	1-2	6-10	6-5-11	1	5	2	0	0	11
vs. Ole Miss	11/23	*	11	0-1	0-0	0-0	1-1-2	5	1	2	0	0	0
vs. George Mason	11/24	*	16	1-2	0-0	0-0	2-4-6	4	0	2	2	0	2
South Dakota	11/27	*	37	3-6	0-1	1-2	3-6-9	3	2	3	2	2	7
at Wichita State	12/1	*	33	3-4	0-0	3-4	3-5-8	3	2	3	2	1	9
at Arizona	12/15	*	36	2-6	0-2	1-7	9-8-17	3	2	2	1	1	5
Stephen F. Austin	12/18	*	36	3-5	0-1	1-5	7-5-12	2	1	6	0	5	7
Oregon	12/21												
New Orleans	12/29												
at TCU	1/5												
Iowa State	1/8												
Kansas	1/12												
at Oklahoma State	1/14												
Texas Tech	1/19												
at West Virginia	1/21												
Alabama	1/26												
at Oklahoma	1/28												
TCU	2/2												
at Texas	2/6												
Kansas State	2/9												
Oklahoma	2/11												
at Texas Tech	2/16												
at Iowa State	2/19												
West Virginia	2/23												
Texas	2/27												
at Kansas State	3/2												
Oklahoma State	3/6												
at Kansas	3/9												

### VITAL'S CAREER STATS

YEAR	GP-GS	MIN-AVG	FG-A	PCT	3FG-A	PCT	FT-A	PCT	OFF-DEF-TOT	AVG	PF-D	A	TO	B	S	TP	AVG
2016-17 (FR.)		-redshirt-															
2017-18 (RFR.)	33-18	786-23.8	87-181	.481	1-10	.100	47-93	.505	75-109-184	5.6	73-0	71	68	21	26	222	6.7
2018-19 (RSO.)	10-10	283-28.3	19-49	.388	3-12	.250	17-42	.405	38-45-83	8.3	30-1	22	30	10	12	58	5.8
<b>CAREER</b>	<b>43-28</b>	<b>1069-24.9</b>	<b>106-230</b>	<b>.461</b>	<b>4-22</b>	<b>.182</b>	<b>64-135</b>	<b>.474</b>	<b>113-154-267</b>	<b>6.2</b>	<b>103-1</b>	<b>93</b>	<b>98</b>	<b>31</b>	<b>38</b>	<b>280</b>	<b>6.5</b>

**2018-19 SEASON STATISTICS**



**2018-19 Baylor Basketball  
Baylor Combined Team Statistics (as of Dec 18, 2018)  
All games**



BIG 12 CONFERENCE

RECORD:	OVERALL	HOME	AWAY	NEUTRAL
ALL GAMES	6-4	4-2	1-1	1-1
CONFERENCE	0-0	0-0	0-0	0-0
NON-CONFERENCE	6-4	4-2	1-1	1-1

#	Player	gp-gs	min	avg	Total		3-Point		F-Throw		Rebounds				pf	dq	a	to	blk	stl	pts	avg
					fg-fga	fg%	3fg-fga	3fg%	ft-fa	ft%	off	def	tot	avg								
10	Mason, Makai	7-7	222	31.7	33-79	.418	10-33	.303	23-28	.821	4	16	20	2.9	15	0	18	19	0	4	99	14.1
25	Clark, Tristan	10-10	281	28.1	57-72	.792	1-3	.333	26-38	.684	25	33	58	5.8	33	2	15	14	26	9	141	14.1
03	McClure, King	10-10	298	29.8	44-100	.440	20-52	.385	6-9	.667	8	44	52	5.2	25	0	27	25	3	16	114	11.4
04	Kegler, Mario	4-4	110	27.5	13-42	.310	2-17	.118	9-14	.643	7	16	23	5.8	13	0	2	11	4	1	37	9.3
02	Bandoo, Devonte	10-5	205	20.5	25-56	.446	9-29	.310	13-14	.929	2	19	21	2.1	7	0	12	8	0	5	72	7.2
24	Mayer, Matthew	10-0	141	14.1	22-64	.344	9-26	.346	15-22	.682	11	19	30	3.0	15	0	8	9	4	2	68	6.8
12	Butler, Jared	10-1	207	20.7	21-65	.323	8-38	.211	17-19	.895	1	19	20	2.0	20	0	11	10	3	9	67	6.7
11	Vital, Mark	10-10	283	28.3	19-49	.388	3-12	.250	17-42	.405	38	45	83	8.3	30	1	22	30	10	12	58	5.8
01	Allen, Darius	6-1	90	15.0	8-26	.308	2-16	.125	3-9	.333	4	7	11	1.8	8	0	4	5	6	5	21	3.5
00	Thamba, Flo	9-0	86	9.6	8-14	.571	0-0	.000	5-9	.556	10	10	20	2.2	14	0	2	4	5	0	21	2.3
33	Gillespie, Freddie	5-2	69	13.8	3-7	.429	0-0	.000	1-4	.250	10	6	16	3.2	14	0	1	5	2	0	7	1.4
15	Okeke, Obim	3-0	8	2.7	0-3	.000	0-3	.000	0-0	.000	0	0	0	0.0	3	0	0	1	0	1	0	0.0
Team											14	20	34					1				
Total.....		10	2000		253-577	.438	64-229	.279	135-208	.649	134	254	388	38.8	197	3	122	142	63	64	705	70.5
Opponents.....		10	2000		217-552	.393	66-215	.307	134-200	.670	105	227	332	33.2	201	5	112	144	32	61	634	63.4

TEAM STATISTICS	BU	OPP	Date	Opponent	Score	Att.
SCORING	705	634	11/06/18	TEXAS SOUTHERN	L 69-72	4327
Points per game	70.5	63.4	11/10/18	SOUTHERN	W 80-53	4344
Scoring margin	+7.1	-	11/12/18	PRAIRIE VIEW A&M	W 91-80	4019
FIELD GOALS-ATT	253-577	217-552	11/16/18	NICHOLLS STATE	W 81-54	8721
Field goal pct	.438	.393	11/23/18	vs Ole Miss	L 70-78	1250
3 POINT FG-ATT	64-229	66-215	11/24/18	vs George Mason	W 72-61	1250
3-point FG pct	.279	.307	11/27/18	SOUTH DAKOTA	W 63-57	4083
3-pt FG made per game	6.4	6.6	12/01/18	at Wichita St.	L 63-71	10506
FREE THROWS-ATT	135-208	134-200	12/15/18	at Arizona	W 58-49	13058
Free throw pct	.649	.670	12/18/18	STEPHEN F. AUSTIN	L 58-59	4336
F-Throws made per game	13.5	13.4				
REBOUNDS	388	332				
Rebounds per game	38.8	33.2				
Rebounding margin	+5.6	-				
ASSISTS	122	112				
Assists per game	12.2	11.2				
TURNOVERS	142	144				
Turnovers per game	14.2	14.4				
Turnover margin	+0.2	-				
Assist/turnover ratio	0.9	0.8				
STEALS	64	61				
Steals per game	6.4	6.1				
BLOCKS	63	32				
Blocks per game	6.3	3.2				
ATTENDANCE	29830	26064				
Home games-Avg/Game	6-4972	2-11782				
Neutral site-Avg/Game	-	2-1250				

\* - Conference game

Score by Periods	1st	2nd	Totals
Baylor	317	388	705
Opponents	302	332	634

GAME 11 – OREGON

2018-19 BAYLOR BASKETBALL GAME NOTES

GAME 1 – TEXAS SOUTHERN 72, BAYLOR 69

GAME 2 – BAYLOR 80, SOUTHERN 53



Official Basketball Box Score -- Game Totals -- Final Statistics  
Texas Southern vs Baylor  
11/06/18 8:30 pm at Ferrell Center (Waco, Texas)



Texas Southern 72 • 1-0

#	Player	Total			3-Ptr			Rebounds			PF	TP	A	TO	Bk	Stl	Min				
		FG-FGA	FG-FGA	FT-FTA	FG-FGA	FG-FGA	FT-FTA	Off	Def	Tot											
00	Devocio Butler	f	5-9	3-3	0-1	3	3	6	2	13	1	1	0	1	32						
01	Jeremy Combs	f	4-8	0-1	3-6	3	5	8	4	11	2	2	0	1	24						
05	Trayvon Reed	c	7-9	0-0	1-3	4	8	12	2	15	3	2	2	1	32						
03	Jaylin Patterson	g	6-14	5-11	6-6	0	3	3	2	23	6	5	1	0	36						
11	Cainan McClelland	g	1-2	1-2	2-2	0	1	1	1	5	1	1	0	1	18						
04	Derrick Bruce	g	0-3	0-3	0-0	0	2	2	3	0	4	3	1	1	22						
12	John Jones	g	0-1	0-1	0-0	0	0	0	2	0	1	0	0	8							
15	Justin Hopkins	g	2-5	0-0	1-3	1	1	2	0	5	0	1	0	0	21						
20	Tyrik Armstrong	g	0-1	0-0	0-0	0	0	0	0	0	1	2	0	4							
44	Michael Dobbins	g	0-0	0-0	0-0	0	0	0	1	0	0	0	0	3							
Team			25-52			9-21			13-21			12	23	35	17	72	18	18	4	5	200
FG % 1st Half:		8-25	32.0%	2nd half:		17-27	63.0%	Game:		25-52	48.1%	Deadball									
3FG % 1st Half:		3-10	30.0%	2nd half:		6-11	54.5%	Game:		9-21	42.9%	Rebounds									
FT % 1st Half:		8-13	61.5%	2nd half:		5-8	62.5%	Game:		13-21	61.9%	4									

Baylor 69 • 0-1

#	Player	Total			3-Ptr			Rebounds			PF	TP	A	TO	Bk	Stl	Min				
		FG-FGA	FG-FGA	FT-FTA	FG-FGA	FG-FGA	FT-FTA	Off	Def	Tot											
25	Clark, Tristan	f	5-7	1-1	0-0	2	1	3	5	11	0	1	2	0	19						
01	Allen, Darius	g	1-5	0-3	0-2	2	3	5	0	2	1	2	1	1	26						
03	McClure, King	g	10-18	3-5	0-1	0	5	5	3	23	5	2	1	1	36						
11	Vital, Mark	g	4-8	1-3	1-2	5	4	9	4	10	3	5	0	2	28						
12	Butler, Jared	g	1-6	0-3	0-0	0	0	0	4	2	1	3	0	2	21						
00	Thamba, Flo	g	2-3	0-0	0-1	2	1	3	0	4	0	1	1	0	9						
02	Bando, Devonte	g	4-8	1-2	1-1	0	2	2	1	10	2	2	0	0	30						
15	Okeke, Obim	g	0-0	0-0	0-0	0	0	0	2	0	0	0	0	2							
24	Mayer, Matthew	g	0-8	0-2	0-1	5	1	6	0	0	0	2	0	0	11						
33	Gillespie, Freddie	g	3-4	0-0	1-3	5	2	7	4	7	0	1	0	0	18						
Team			30-67			6-19			3-11			21	19	40	23	69	12	19	5	6	200
FG % 1st Half:		17-33	51.5%	2nd half:		13-34	38.2%	Game:		30-67	44.8%	Deadball									
3FG % 1st Half:		4-9	44.4%	2nd half:		2-10	20.0%	Game:		6-19	31.6%	Rebounds									
FT % 1st Half:		2-7	28.6%	2nd half:		1-4	25.0%	Game:		3-11	27.3%	1									

Officials: Darron George, Jeb Hartness, Tommy Short  
Technical fouls: Texas Southern-Jeremy Combs, Derrick Bruce, Baylor-Vital, Mark  
Attendance: 4327  
Fouled Out: BU: #25 Clark 3:18

Score by periods	1st	2nd	Total
Texas Southern	27	45	72
Baylor	40	29	69

Last FG - TSUM 2nd-00:21, BU 2nd-00:37.  
Largest lead - TSUM by 3 2nd-00:04, BU by 17 2nd-13:57.  
TSUM led for 02:18, BU led for 36:20. Game was tied for 01:22.

Score tied - 2 times.  
Lead changed - 4 times.



Official Basketball Box Score -- Game Totals -- Final Statistics  
Southern vs Baylor  
11/10/18 5:00 pm at Ferrell Center (Waco, Texas)



Southern 53 • 0-2

#	Player	Total			3-Ptr			Rebounds			PF	TP	A	TO	Bk	Stl	Min				
		FG-FGA	FG-FGA	FT-FTA	FG-FGA	FG-FGA	FT-FTA	Off	Def	Tot											
20	Sydney Urnude	f	2-6	0-0	0-2	0	5	5	0	4	0	0	0	0	1	23					
21	Bryan Assie	f	1-4	0-0	2-3	1	2	3	2	4	0	1	2	0	23						
14	Aaron Ray	g	0-1	0-1	0-0	0	4	4	5	0	1	0	1	0	22						
02	Eddie Reese	g	6-9	1-2	5-6	1	3	4	2	18	0	7	0	1	22						
32	Jayden Stadler	g	3-8	0-1	5-5	0	1	1	2	11	3	4	0	0	31						
00	Richard Lee	g	2-7	2-5	0-0	0	0	0	2	6	0	1	0	0	15						
03	Trevor Blackmon	g	0-0	0-0	1-3	0	0	0	3	1	2	0	1	1	10						
04	Isaiah Rollins	g	0-2	0-1	2-2	0	0	0	0	2	0	0	0	0	6						
10	Hassan Husein	g	0-0	0-0	0-0	1	0	1	0	0	0	0	0	0	7						
12	Alex Ennis	g	1-1	0-0	0-0	1	1	2	2	2	0	1	0	0	10						
13	Torrey Mayo	g	0-0	0-0	0-0	0	0	0	0	0	0	0	0	0	1						
23	Marcel Burton	g	1-4	1-2	0-0	0	1	1	3	3	0	1	0	0	11						
24	Osa Wilson	g	1-2	0-0	0-0	0	2	2	1	2	0	2	0	0	6						
25	Brendon Brooks	g	0-1	0-0	0-0	0	1	1	0	0	1	0	0	0	7						
Team			17-45			4-12			15-21			7	24	31	22	53	7	21	2	4	200
FG % 1st Half:		9-21	42.9%	2nd half:		8-24	33.3%	Game:		17-45	37.8%	Deadball									
3FG % 1st Half:		3-4	75.0%	2nd half:		1-8	12.5%	Game:		4-12	33.3%	Rebounds									
FT % 1st Half:		6-9	66.7%	2nd half:		9-12	75.0%	Game:		15-21	71.4%	3									

Baylor 80 • 1-1

#	Player	Total			3-Ptr			Rebounds			PF	TP	A	TO	Bk	Stl	Min				
		FG-FGA	FG-FGA	FT-FTA	FG-FGA	FG-FGA	FT-FTA	Off	Def	Tot											
25	Clark, Tristan	f	8-9	0-0	1-1	4	2	6	4	17	1	1	2	0	22						
33	Gillespie, Freddie	f	0-1	0-0	0-0	4	2	6	4	0	0	0	0	0	22						
02	Bando, Devonte	g	7-12	4-8	7-7	1	5	6	0	25	2	0	0	3	34						
03	McClure, King	g	1-6	0-2	0-0	0	3	3	3	2	7	4	0	1	25						
11	Vital, Mark	g	1-8	1-2	0-2	2	4	6	3	3	2	2	2	0	27						
00	Thamba, Flo	g	3-3	0-0	0-0	2	3	5	1	6	0	1	1	0	13						
01	Allen, Darius	g	2-7	1-6	1-3	1	1	2	1	6	0	0	2	1	19						
12	Butler, Jared	g	3-7	2-4	1-2	0	2	2	2	9	5	0	0	1	20						
15	Okeke, Obim	g	0-1	0-1	0-0	0	0	0	0	0	0	1	0	1	2						
24	Mayer, Matthew	g	3-9	1-4	5-6	0	2	2	2	12	2	0	0	1	16						
Team			28-63			9-27			15-21			15	24	39	20	80	19	9	7	8	200
FG % 1st Half:		11-27	40.7%	2nd half:		17-36	47.2%	Game:		28-63	44.4%	Deadball									
3FG % 1st Half:		3-12	25.0%	2nd half:		6-15	40.0%	Game:		9-27	33.3%	Rebounds									
FT % 1st Half:		6-8	75.0%	2nd half:		9-13	69.2%	Game:		15-21	71.4%	2									

Officials: Doug Simmons, Byron Jarrett, Brent Hampton  
Technical fouls: Southern-None, Baylor-None.  
Attendance: 4344  
Delayed start due to basket issue. Start time approximately 5:50.  
Fouled Out: Southern: #14 Ray 8:30

Score by periods	1st	2nd	Total
Southern	27	26	53
Baylor	31	49	80

Last FG - SU 2nd-00:01, BU 2nd-01:42.  
Largest lead - SU by 2 1st-18:06, BU by 29 2nd-00:58.  
SU led for 01:28, BU led for 35:26. Game was tied for 03:06.

Score tied - 3 times.  
Lead changed - 4 times.

GAME 3 – BAYLOR 91, PRAIRIE VIEW A&M 80

GAME 4 – BAYLOR 81, NICHOLLS STATE 54



Official Basketball Box Score -- Game Totals -- Final Statistics  
Prairie View A&M vs Baylor  
11/12/18 7:00 pm at Ferrell Center (Waco, Texas)



Prairie View A&M 80 • 1-1

#	Player	Total			3-Ptr			Rebounds			PF	TP	A	TO	Bk	Stl	Min
		FG-FGA	FG-FGA	FT-FTA	FG-FGA	FG-FGA	FT-FTA	Off	Def	Tot							
13	Iwin Ellis	f	1-1	0-0	2-2	2	1	3	5	4	0	0	0	1	16		
01	Taishawn Johnson	g	3-7	0-1	5-10	0	3	3	1	11	3	2	0	0	36		
02	Darius Williams	g	5-7	5-5	1-3	0	0	0	2	16	0	0	0	0	10		
03	Gary Blackston	g	7-15	2-6	2-4	1	5	6	3	18	3	5	0	2	32		
15	Gerard Andrews	g	7-13	0-0	0-2	6	3	9	3	14	1	2	0	1	39		
00	Chancellor Ellis	g	4-9	4-9	0-1	1	1	2	3	12	2	1	0	0	22		
04	Antione Lister	g	0-0	0-0	0-0	0	0	0	0	0	0	1	0	4			
05	Keivonte Corley	g	0-1	0-0	0-0	0	0	0	2	0	0	0	1	4			
10	Tyler Singleton	g	0-0	0-0	0-0	0	0	0	0	0	0	0	0	2			
11	Dennis Jones	g	1-6	0-1	1-2	1	1	2	2	3	5	0	0	1	24		
14	Leon Sneed	g	0-2	0-0	2-2	0	0	0	1	2	0	0	0				



GAME 5 – OLE MISS 78, BAYLOR 70



Official Basketball Box Score -- Game Totals -- Final Statistics  
Baylor vs Ole Miss  
11/23/18 8:30 PM at The Arena (Niceville, Fla.)



Baylor 70 • 3-2

#	Player	Total		3-Ptr		Rebounds			PF	TP	A	TO	Blk	Stl	Min
		FG-FGA	FG-FGA	FT-FTA	Off	Def	Tot								
02	Bandoo, Devonte	0-2	0-0	0-0	0	1	1	0	0	1	0	0	0	7	
03	McClure, King	0-4	0-3	0-0	1	1	2	3	0	0	1	3	0	31	
10	Mason, Makai	6-14	1-5	5-5	0	0	0	4	18	5	1	0	1	35	
11	Vital, Mark	0-1	0-0	0-0	1	1	2	5	0	1	2	0	0	11	
25	Clark, Tristan	11-13	0-0	5-8	1	5	6	4	27	1	1	2	0	35	
01	Allen, Darius	1-2	0-1	0-0	0	1	1	4	2	1	1	1	2	13	
12	Butler, Jared	4-11	0-5	3-3	0	5	5	2	11	1	2	0	2	33	
24	Mayer, Matthew	3-7	1-4	5-6	2	5	7	4	12	1	5	0	0	30	
33	Gillespie, Freddie	0-0	0-0	0-0	1	0	1	1	0	0	2	0	0	5	
Team						2		4		6					
Totals		25-54	2-18	18-22	8	23	31	27	70	11	18	3	7	200	

FG % 1st Half:	12:26	46.2%	2nd half:	13:28	46.4%	Game:	25-54	46.3%	Rebounds
3FG % 1st Half:	1-6	16.7%	2nd half:	1-12	8.3%	Game:	2-18	11.1%	1
FT % 1st Half:	14-16	87.5%	2nd half:	4-6	66.7%	Game:	18-22	81.8%	

Ole Miss 78 • 3-1

#	Player	Total		3-Ptr		Rebounds			PF	TP	A	TO	Blk	Stl	Min
		FG-FGA	FG-FGA	FT-FTA	Off	Def	Tot								
00	Hinson, B.	3-10	1-6	2-2	2	1	3	3	9	1	1	1	1	29	
02	Shuler, D.	1-5	0-2	2-3	0	4	4	1	4	3	3	0	2	38	
03	Davis, T.	2-11	0-3	3-4	1	3	4	5	7	2	2	1	1	24	
12	Stevens, B.	7-13	1-2	2-2	3	5	8	2	17	1	4	0	1	33	
21	Tyree, B.	6-11	3-5	13-17	1	1	2	3	28	3	0	0	2	33	
01	Naylor, Z.	0-0	0-0	0-0	0	0	0	1	0	1	0	0	0	3	
13	Olejniczak, D.	0-0	0-0	0-0	0	3	3	2	0	0	1	1	0	7	
14	Buffen, K.	3-5	0-2	3-3	1	6	7	2	9	2	1	1	0	23	
20	Davis, D.	0-0	0-0	2-3	0	0	0	1	2	1	0	0	1	5	
23	Rodriguez, L.	0-1	0-0	2-2	1	1	2	1	2	0	1	0	0	5	
Team						2		0		2					
Totals		22-56	5-20	29-36	11	24	35	21	78	14	13	4	8	200	

FG % 1st Half:	12:32	37.5%	2nd half:	10:24	41.7%	Game:	22-56	39.3%	Rebounds
3FG % 1st Half:	3-12	25.0%	2nd half:	2-8	25.0%	Game:	5-20	25.0%	7
FT % 1st Half:	16-19	84.2%	2nd half:	13-17	76.5%	Game:	29-36	80.6%	

Officials: Mike Eades, Doug Shows, Pat Adams  
Technical fouls: Baylor-None, Ole Miss-None.  
Attendance: 1250

Score by periods	1st	2nd	Total
Baylor	39	31	70
Ole Miss	43	35	78

	In	Off	2nd	Fast	Bench
Points	38	9	4	0	25
BU	38	9	4	0	25
MISS	30	20	13	0	13

Last FG - BU 2nd-00:04, MISS 2nd-02:45.  
Largest lead - BU by 2 1st-19:11, MISS by 13 1st-13:16.  
BU led for 00:32, MISS led for 36:09. Game was tied for 03:19.

Score tied - 5 times.  
Lead changed - 3 times.

GAME 7 – BAYLOR 63, SOUTH DAKOTA 57



Official Basketball Box Score -- Game Totals -- Final Statistics  
South Dakota vs Baylor  
11/27/18 7:00 pm at Ferrell Center, Waco, Texas



South Dakota 57 • 3-3

#	Player	Total		3-Ptr		Rebounds			PF	TP	A	TO	Blk	Stl	Min
		FG-FGA	FG-FGA	FT-FTA	Off	Def	Tot								
12	Trey Burch-Manning	6-13	0-1	5-5	6	8	14	4	17	1	0	0	1	37	
13	Matt Johns	2-2	2-2	0-0	0	2	2	1	6	0	1	0	1	20	
22	Tyler Peterson	4-15	0-4	2-2	3	5	8	4	10	1	2	1	0	29	
03	Triston Simpson	3-9	2-7	0-1	2	4	6	2	8	6	2	0	0	37	
20	Brandon Armstrong	3-11	1-5	0-1	1	5	6	4	7	0	1	0	2	38	
00	Stanley Ulmude	3-7	0-0	1-2	1	3	4	3	7	1	2	1	1	16	
32	Jay Harvey	0-0	0-0	0-0	0	2	2	0	0	0	0	2	0	5	
33	Logan Power	1-6	0-4	0-0	0	0	0	1	2	0	0	0	0	18	
Team						0		0							
Totals		22-63	5-23	8-11	13	29	42	19	57	9	8	4	5	200	

FG % 1st Half:	11:23	47.8%	2nd half:	11:40	27.5%	Game:	22-63	34.9%	Rebounds
3FG % 1st Half:	4-7	57.1%	2nd half:	1-6	6.3%	Game:	5-23	21.7%	25
FT % 1st Half:	3-5	60.0%	2nd half:	5-6	83.3%	Game:	8-11	72.7%	0.2

Baylor 63 • 5-2

#	Player	Total		3-Ptr		Rebounds			PF	TP	A	TO	Blk	Stl	Min
		FG-FGA	FG-FGA	FT-FTA	Off	Def	Tot								
25	Clark, Tristan	3-5	0-0	2-2	2	4	6	3	8	0	0	6	0	27	
03	McClure, King	6-11	3-6	0-0	1	5	6	2	15	0	1	0	0	33	
04	Kegler, Mario	4-11	1-6	3-8	2	4	6	1	12	1	1	3	0	31	
10	Mason, Makai	3-8	2-4	2-5	1	3	4	0	10	4	3	0	0	30	
11	Vital, Mark	3-6	0-1	1-2	3	6	9	3	7	2	3	2	2	37	
00	Thamba, Flo	0-2	0-0	0-0	2	0	2	1	0	2	0	0	0	4	
02	Bandoo, Devonte	0-0	0-0	0-0	0	0	0	0	0	2	0	0	0	7	
12	Butler, Jared	1-5	0-1	0-0	0	3	3	2	0	0	0	1	1	16	
24	Mayer, Matthew	3-9	2-4	1-2	0	4	4	1	9	2	0	0	0	15	
Team						0		1							
Totals		23-57	8-22	9-19	11	30	41	14	63	11	8	12	3	200	

FG % 1st Half:	10:31	32.3%	2nd half:	13:26	50.0%	Game:	23-57	40.4%	Rebounds
3FG % 1st Half:	4-14	28.6%	2nd half:	4-8	50.0%	Game:	8-22	36.4%	2.1
FT % 1st Half:	3-8	37.5%	2nd half:	6-11	54.5%	Game:	9-19	47.4%	

Officials: Joe DeRosa, Keith Kimball, Nathan Ferrell  
Technical fouls: South Dakota-None, Baylor-None.  
Attendance: 4083

Score by periods	1st	2nd	Total
South Dakota	29	28	57
Baylor	27	36	63

	In	Off	2nd	Fast	Bench
Points	26	12	9	0	9
USD	26	12	9	0	9
BU	28	10	9	2	11

Last FG - USD 2nd-04:58, BU 2nd-01:00.  
Largest lead - USD by 9 1st-10:23, BU by 6 2nd-00:30.  
USD led for 30:13, BU led for 08:05. Game was tied for 01:42.

Score tied - 5 times.  
Lead changed - 9 times.

GAME 6 – BAYLOR 72, GEORGE MASON 61



Official Basketball Box Score -- Game Totals -- Final Statistics  
George Mason vs Baylor  
11/24/18 3:00 PM at The Arena (Niceville, Fla.)



George Mason 61 • 2-5

#	Player	Total		3-Ptr		Rebounds			PF	TP	A	TO	Blk	Stl	Min
		FG-FGA	FG-FGA	FT-FTA	Off	Def	Tot								
01	Kier, J.	3-9	0-2	0-0	2	4	6	3	6	1	2	0	2	36	
04	Livingston, O.	8-18	2-7	8-9	1	2	3	2	26	1	4	0	1	37	
05	Grayer, J.	0-4	0-3	2-4	0	0	0	3	2	1	2	2	0	16	
23	Greene, J.	2-4	0-1	0-0	0	2	2	4	4	0	1	0	0	26	
31	Reuter, J.	2-5	0-0	11-14	0	2	2	2	15	1	2	0	1	25	
00	Mar, G.	0-0	0-0	0-0	0	0	0	0	2	0	0	1	0	9	
10	Hartwell, J.	0-1	0-0	0-0	0	1	1	0	0	0	0	0	0	5	
12	Wilson, A.	0-3	0-0	0-0	0	0	0	1	0	0	1	0	0	8	
20	Douglas-Stanley, J.	0-0	0-0	0-0	0	0	0	1	0	0	0	0	0	3	
32	Boyd, L.	1-3	0-1	2-4	0	3	3	3	4	1	0	0	0	23	
33	Caxliffe, G.	2-2	0-0	0-0	1	2	3	2	4	0	1	0	0	12	
Team						3		4		7					
Totals		18-49	2-14	23-31	7	20	27	23	61	5	14	2	4	200	

FG % 1st Half:	8:24	33.3%	2nd half:	10:25	40.0%	Game:	18-49	36.7%	Rebounds
3FG % 1st Half:	1-6	16.7%	2nd half:	1-8	12.5%	Game:	2-14	14.3%	6.3
FT % 1st Half:	10-13	76.9%	2nd half:	13-18	72.2%	Game:	23-31	74.2%	

Baylor 72 • 4-2

#	Player	Total		3-Ptr		Rebounds			PF	TP	A	TO	Blk	Stl	Min
		FG-FGA	FG-FGA	FT-FTA	Off	Def	Tot								

**GAME 9 – BAYLOR 58, ARIZONA 49**

**GAME 10 – SFA 59, BAYLOR 58**



Official Basketball Box Score -- Game Totals -- Final Statistics  
Baylor vs Arizona  
12/15/18 9:00 pm at McKale Center (Tucson, Ariz.)



**Baylor 58 • 6-3**

#	Player	Total		3-Ptr		Rebounds			PF	TP	A	TO	Blk	Stl	Min
		FG-FGA	FG-FGA	FT-FTA	Off	Def	Tot								
04	Kegler, Mario	f	4-9	1-3	4-4	1	5	6	4	13	0	5	0	0	22
11	Vital, Mark	f	2-6	0-2	1-7	9	8	17	3	5	2	2	1	1	36
25	Clark, Tristan	f	4-5	0-1	0-0	2	4	6	3	8	2	3	0	1	26
03	McClure, King	g	0-3	0-1	0-1	0	2	2	1	0	3	5	0	4	27
10	Mason, Makai	g	8-15	2-7	4-6	2	5	7	2	22	1	3	0	0	35
00	Thamba, Flo	g	1-2	0-0	0-0	3	1	4	1	2	0	1	1	0	14
02	Bandoo, Devonte	g	1-4	0-1	0-0	1	2	3	1	2	0	0	0	0	13
12	Butler, Jared	g	2-4	1-3	0-0	0	1	1	1	5	0	1	1	1	13
24	Mayer, Matthew	g	0-3	0-1	1-2	1	0	1	1	1	2	0	0	0	14
<b>Team</b>						0	4	4							
<b>Totals</b>			22-51	4-19	10-20	19	32	51	17	58	10	20	3	7	200
FG % 1st Half:		8-29	27.6%	2nd half:	14-22	63.6%	Game:		22-51	43.1%	Deadball				
3FG % 1st Half:		2-13	15.4%	2nd half:	2-6	33.3%	Game:		4-19	21.1%	Rebounds		6		
FT % 1st Half:		2-4	50.0%	2nd half:	8-16	50.0%	Game:		10-20	50.0%					

**Arizona 49 • 7-4**

#	Player	Total		3-Ptr		Rebounds			PF	TP	A	TO	Blk	Stl	Min
		FG-FGA	FG-FGA	FT-FTA	Off	Def	Tot								
04	Chase Jeter	c	3-4	0-0	0-3	1	1	2	4	6	1	2	0	3	26
02	Brandon Williams	g	1-9	1-7	0-1	0	3	3	3	3	4	3	0	2	29
05	Brandon Randolph	g	6-16	3-8	0-0	0	0	0	3	15	1	0	1	2	28
12	Justin Coleman	g	2-6	1-4	2-2	0	1	1	1	7	3	0	0	0	34
24	Emmanuel Akot	g	2-5	1-2	0-0	0	0	0	2	5	2	0	0	0	15
03	Dylan Smith	g	3-5	3-5	0-0	0	2	2	1	9	2	3	1	0	21
10	Ryan Luther	g	0-1	0-1	0-0	0	1	1	4	0	1	1	0	0	19
11	Ira Lee	g	2-5	0-0	0-0	0	5	5	3	4	0	1	1	0	20
23	Alex Barcello	g	0-2	0-1	0-0	0	0	0	0	0	1	0	0	0	8
<b>Team</b>						4	1	5							
<b>Totals</b>			19-53	9-28	2-6	5	14	19	21	49	15	10	3	7	200
FG % 1st Half:		9-23	39.1%	2nd half:	10-30	33.3%	Game:		19-53	35.8%	Deadball				
3FG % 1st Half:		3-10	30.0%	2nd half:	6-16	33.3%	Game:		9-28	32.1%	Rebounds		1		
FT % 1st Half:		2-5	40.0%	2nd half:	0-1	0.0%	Game:		2-6	33.3%					

Officials: Michael Greenstein, Tony Padilla, John Higgins  
Technical fouls: Baylor-None, Arizona-None.  
Attendance: 13068

Score by periods	1st	2nd	Total
Baylor	20	38	58
Arizona	23	26	49

Last FG - BU 2nd-02:54, UA 2nd-00:45.  
Largest lead - BU by 11 2nd-03:18, UA by 6 2nd-19:43.  
BU led for 14:50, UA led for 17:01. Game was tied for 08:09.

Points	In	Off	2nd	Fast	Bench
	Paint	T/O	Chance	Break	
BU	32	2	19	9	10
UA	18	11	2	11	13

Score tied - 8 times.  
Lead changed - 4 times.



Official Basketball Box Score -- Game Totals -- Final Statistics  
Stephen F. Austin vs Baylor  
12/18/18 7:30 pm at Ferrell Center (Waco, Texas)



**Stephen F. Austin 59 • 6-4**

#	Player	Total		3-Ptr		Rebounds			PF	TP	A	TO	Blk	Stl	Min
		FG-FGA	FG-FGA	FT-FTA	Off	Def	Tot								
03	Seraillie, Mitchell	f	1-1	0-0	0-0	1	1	2	2	2	1	4	2	1	25
04	Fitzgerald, Davonte	f	6-18	0-3	3-4	0	6	6	4	15	0	1	0	3	35
23	Bain, Nathan	f	2-5	0-0	1-3	1	7	8	1	5	1	2	0	1	36
01	Harris, Kevon	g	4-8	3-4	0-1	1	6	7	2	11	1	2	2	1	37
05	Bogues, Shannon	g	8-17	4-9	1-2	0	2	2	1	21	5	4	0	2	38
02	Hughes, Jock	g	0-1	0-1	0-0	1	1	2	1	0	0	2	0	0	12
11	Walker, Oddyst	g	0-0	0-0	0-0	1	0	1	3	0	0	2	0	0	4
25	Nicholas, Karl	g	1-2	0-0	3-4	1	1	2	5	5	2	2	1	2	13
<b>Team</b>						2	2	4							
<b>Totals</b>			22-52	7-17	8-14	8	26	34	19	59	10	19	5	10	200
FG % 1st Half:		9-27	33.3%	2nd half:	13-25	52.0%	Game:		22-52	42.3%	Deadball				
3FG % 1st Half:		2-8	25.0%	2nd half:	5-9	55.6%	Game:		7-17	41.2%	Rebounds		0		
FT % 1st Half:		5-10	50.0%	2nd half:	3-4	75.0%	Game:		8-14	57.1%					

**Baylor 58 • 6-4**

#	Player	Total		3-Ptr		Rebounds			PF	TP	A	TO	Blk	Stl	Min
		FG-FGA	FG-FGA	FT-FTA	Off	Def	Tot								
25	Clark, Tristan	f	9-9	0-0	6-10	4	3	7	2	24	1	1	2	3	37
03	McClure, King	g	2-10	1-7	0-0	0	3	3	3	5	1	2	0	2	30
04	Kegler, Mario	g	0-6	0-2	0-0	1	4	5	4	0	1	3	1	1	23
10	Mason, Makai	g	5-10	1-3	0-0	0	3	3	2	11	4	4	0	1	33
11	Vital, Mark	g	3-5	0-1	1-5	7	5	12	2	7	1	6	0	5	36
00	Thamba, Flo	g	0-1	0-0	0-0	0	2	2	1	0	0	0	1	0	4
02	Bandoo, Devonte	g	0-4	0-4	3-4	0	2	2	0	3	2	1	0	0	16
12	Butler, Jared	g	0-5	0-4	2-2	0	1	1	1	2	1	0	0	1	14
24	Mayer, Matthew	g	2-5	2-3	0-0	1	0	1	1	6	0	0	1	1	7
<b>Team</b>						1	2	3							
<b>Totals</b>			21-55	4-24	12-21	14	25	39	16	58	11	18	5	14	200
FG % 1st Half:		12-25	48.0%	2nd half:	9-30	30.0%	Game:		21-55	38.2%	Deadball				
3FG % 1st Half:		3-13	23.1%	2nd half:	1-11	9.1%	Game:		4-24	16.7%	Rebounds		3.3		
FT % 1st Half:		6-9	66.7%	2nd half:	6-12	50.0%	Game:		12-21	57.1%					

Officials: Gerry Pollard, Rick Crawford, Pat Driscoll  
Technical fouls: Stephen F. Austin-None, Baylor-None.  
Attendance: 4336  
Fouled Out: SFA: #25 Nicholas 8:02

Score by periods	1st	2nd	Total
Stephen F. Austin	25	34	59
Baylor	33	25	58

Last FG - SFA 2nd-00:00, BU 2nd-04:21.  
Largest lead - SFA by 3 1st-05:53, BU by 10 1st-00:31.  
SFA led for 06:35, BU led for 27:47. Game was tied for 05:38.

Points	In	Off	2nd	Fast	Bench
	Paint	T/O	Chance	Break	
SFA	22	14	7	5	5
BU	28	11	16	0	11

Score tied - 8 times.  
Lead changed - 11 times.

## TEAM GAME-BY-GAME



2018-19 Baylor Basketball  
Baylor Team Game-by-Game (as of Dec 18, 2018)  
All games



BIG 12 CONFERENCE

## TEAM STATISTICS

Opponent	Date	Score	Total		3-Pointers		Free throws		Rebounds				pf	a	t/o	blk	stl	pts	avg
			fg-fga	pct	3fg-fga	pct	ft-fa	pct	off	def	tot	avg							
TEXAS SOUTHERN	11/06/18	69-72 L	30-67	.448	6-19	.316	3-11	.273	21	19	40	40.0	23	12	19	5	6	69	69.0
SOUTHERN	11/10/18	80-53 W	28-63	.444	9-27	.333	15-21	.714	15	24	39	39.5	20	19	9	7	8	80	74.5
PRAIRIE VIEW A&M	11/12/18	91-80 W	31-51	.608	11-23	.478	18-27	.667	7	25	32	37.0	20	17	16	11	4	91	80.0
NICHOLLS STATE	11/16/18	81-54 W	29-63	.460	10-29	.345	13-22	.591	16	28	44	38.8	17	17	8	6	5	81	80.2
vs Ole Miss	11/23/18	70-78 L	25-54	.463	2-18	.111	18-22	.818	8	23	31	37.2	27	11	18	3	7	70	78.2
vs George Mason	11/24/18	72-61 W	21-54	.389	6-26	.231	24-29	.828	10	24	34	36.7	25	9	13	5	6	72	77.2
SOUTH DAKOTA	11/27/18	63-57 W	23-57	.404	8-22	.364	9-19	.474	11	30	41	37.3	14	11	8	12	3	63	75.1
at Wichita St.	12/01/18	63-71 L	23-62	.371	4-22	.182	13-16	.813	13	24	37	37.2	18	5	13	6	4	63	73.6
at Arizona	12/15/18	58-49 W	22-51	.431	4-19	.211	10-20	.500	19	32	51	38.8	17	10	20	3	7	58	71.9
STEPHEN F. AUSTIN	12/18/18	58-59 L	21-55	.382	4-24	.167	12-21	.571	14	25	39	38.8	16	11	18	5	14	58	70.5
Baylor		705	253-577	.438	64-229	.279	135-208	.649	134	254	388	38.8	197	122	142	63	64	705	70.5
Opponents		634	217-552	.393	66-215	.307	134-200	.670	105	227	332	33.2	201	112	144	32	61	634	63.4

## OPPONENT GAME-BY-GAME

Opponent	Date	Score	Total		3-Pointers		Free throws		Rebounds				pf	a	t/o	blk	stl	pts	avg
			fg-fga	pct	3fg-fga	pct	ft-fa	pct	off	def	tot	avg							
TEXAS SOUTHERN	11/06/18	69-72 L	25-52	.481	9-21	.429	13-21	.619	12	23	35	35.0	17	18	18	4	5	72	72.0
SOUTHERN	11/10/18	80-53 W	17-45	.378	4-12	.333	15-21	.714	7	24	31	33.0	22	7	21	2	4	53	62.5
PRAIRIE VIEW A&M	11/12/18	91-80 W	28-61	.459	11-22	.500	13-25	.520	15	16	31	32.3	22	14	13	1	8	80	68.3
NICHOLLS STATE	11/16/18	81-54 W	18-55	.327	4-26	.154	14-18	.778	11	23	34	32.8	20	7	13	4	4	54	64.8
vs Ole Miss	11/23/18	70-78 L	22-56	.393	5-20	.250	29-36	.806	11	24	35	33.2	21	14	13	4	8	78	67.4
vs George Mason	11/24/18	72-61 W	18-49	.367	2-14	.143	23-31	.742	7	20	27	32.2	23	5	14	2	4	61	66.3
SOUTH DAKOTA	11/27/18	63-57 W	22-63	.349	5-23	.217	8-11	.727	13	29	42	33.6	19	9	8	4	5	57	65.0
at Wichita St.	12/01/18	63-71 L	26-66	.394	10-32	.313	9-17	.529	16	28	44	34.9	17	13	15	3	6	71	65.8
at Arizona	12/15/18	58-49 W	19-53	.358	9-28	.321	2-6	.333	5	14	19	33.1	21	15	10	3	7	49	63.9
STEPHEN F. AUSTIN	12/18/18	58-59 L	22-52	.423	7-17	.412	8-14	.571	8	26	34	33.2	19	10	19	5	10	59	63.4
Opponents		634	217-552	.393	66-215	.307	134-200	.670	105	227	332	33.2	201	112	144	32	61	634	63.4
Baylor		705	253-577	.438	64-229	.279	135-208	.649	134	254	388	38.8	197	122	142	63	64	705	70.5

## TEAM COMPARISON GAME-BY-GAME

Opponent	1st	2nd	Score	Mar	Total FG	FG Pct	3-Pointers	3FG Pct	Free Throws	FT Pct	Rebounds	Assist	T/Over	Block	Steal	Fouls
TEXAS SOUTHERN	40/27	29/45	69-72	(3)	30-67/25-52	.448/.481	6-19/9-21	.316/.429	3-11/13-21	.273/.619	40/35 +5	12/18	19/18	5/4	6/5	23/17
SOUTHERN	31/27	49/26	80-53	+27	28-63/17-45	.444/.378	9-27/4-12	.333/.333	15-21/15-21	.714/.714	39/31 +8	19/7	9/21	7/2	8/4	20/22
PRAIRIE VIEW A&M	47/36	44/44	91-80	+11	31-51/28-61	.608/.459	11-23/11-22	.478/.500	18-27/13-25	.667/.520	32/31 +1	17/14	16/13	11/1	4/8	20/22
NICHOLLS STATE	37/21	44/33	81-54	+27	29-63/18-55	.460/.327	10-29/4-26	.345/.154	13-22/14-18	.591/.778	44/34 +10	17/7	8/13	6/4	5/4	17/20
Ole Miss	39/43	31/35	70-78	(8)	25-54/22-56	.463/.393	2-18/5-20	.111/.250	18-22/29-36	.818/.806	31/35 (4)	11/14	18/13	3/4	7/8	27/21
George Mason	28/27	44/34	72-61	+11	21-54/18-49	.389/.367	6-26/2-14	.231/.143	24-29/23-31	.828/.742	34/27 +7	9/5	13/14	5/2	6/4	25/23
SOUTH DAKOTA	27/29	36/28	63-57	+6	23-57/22-63	.404/.349	8-22/5-23	.364/.217	9-19/8-11	.474/.727	41/42 (1)	11/9	8/8	12/4	3/5	14/19
Wichita St.	15/44	48/27	63-71	(8)	23-62/26-66	.371/.394	4-22/10-32	.182/.313	13-16/9-17	.813/.529	37/44 (7)	5/13	13/15	6/3	4/6	18/17
Arizona	20/23	38/26	58-49	+9	22-51/19-53	.431/.358	4-19/9-28	.211/.321	10-20/2-6	.500/.333	51/19 +32	10/15	20/10	3/3	7/7	17/21
STEPHEN F. AUSTIN	33/25	25/34	58-59	(1)	21-55/22-52	.382/.423	4-24/7-17	.167/.412	12-21/8-14	.571/.571	39/34 +5	11/10	18/19	5/5	14/10	16/19

Note: Game totals are displayed in the format TEAM/OPPONENT for each category

## THE LAST TIME VS. OREGON IN EUGENE ...

### Official Basketball Box Score -- Game Totals -- Final Statistics

#### Baylor vs Oregon

11/16/15 8:35 PM at Matthew Knight Arena (Eugene, Ore.)

#### Baylor 67 • 1-1

##	Player		Total			3-Ptr			Rebounds			PF	TP	A	TO	Blk	Stl	Min
			FG-FGA	FG-FGA	FT-FTA	FG-FGA	FG-FGA	FT-FTA	Off	Def	Tot							
02	Gathers, Rico	f	4-8	0-0	1-5	2	2	4	3	9	0	3	0	1	24			
21	Prince, Taurean	f	3-14	2-7	2-2	2	0	2	3	10	2	3	0	0	25			
11	Medford, Lester	g	1-6	0-2	0-0	1	1	2	5	2	1	6	0	1	26			
24	Wainright, Ishmail	g	1-6	0-1	0-0	3	6	9	1	2	3	5	0	1	32			
25	Freeman, Al	g	8-14	4-8	2-2	2	5	7	0	22	0	1	0	1	36			
03	Lindsey, Jake		1-1	0-0	0-0	0	0	0	4	2	3	0	0	0	14			
05	Motley, Johnathan		5-7	0-0	7-9	3	4	7	4	17	1	0	0	1	23			
22	McClure, King		1-2	1-2	0-0	0	1	1	1	3	0	0	0	0	13			
31	Maston, Terry		0-3	0-0	0-0	1	0	1	2	0	0	0	0	0	7			
Team						1	1	2										
Totals			24-61	7-20	12-18	15	20	35	23	67	10	18	0	5	200			

FG % 1st Half: 9-31 29.0% 2nd half: 15-30 50.0% Game: 24-61 39.3%  
 3FG % 1st Half: 3-11 27.3% 2nd half: 4-9 44.4% Game: 7-20 35.0%  
 FT % 1st Half: 3-4 75.0% 2nd half: 9-14 64.3% Game: 12-18 66.7%

Deadball  
Rebounds  
4,2

#### Oregon 74 • 2-0

##	Player		Total			3-Ptr			Rebounds			PF	TP	A	TO	Blk	Stl	Min
			FG-FGA	FG-FGA	FT-FTA	FG-FGA	FG-FGA	FT-FTA	Off	Def	Tot							
23	Cook, Elgin	f	6-12	1-2	2-4	1	4	5	3	15	2	2	0	1	36			
24	Brooks, Dillon	f	3-8	0-3	4-4	1	4	5	5	10	0	2	0	0	24			
25	Boucher, Chris	c	6-10	0-3	3-6	3	5	8	3	15	0	4	2	0	35			
02	Benson, Casey	g	2-5	1-3	4-4	0	1	1	1	9	3	0	0	0	32			
05	Dorsey, Tyler	g	3-9	2-5	4-6	2	4	6	3	12	5	4	0	1	37			
00	Benjamin, Dwayne		4-10	2-8	3-4	2	2	4	1	13	1	1	1	3	30			
21	Small, Kendall		0-0	0-0	0-2	0	0	0	0	0	1	0	0	1	5			
35	Manuel, Trevor		0-1	0-1	0-0	0	0	0	0	0	0	0	0	0	1			
Team						4	2	6										
Totals			24-55	6-25	20-30	13	22	35	16	74	12	13	3	6	200			

FG % 1st Half: 11-25 44.0% 2nd half: 13-30 43.3% Game: 24-55 43.6%  
 3FG % 1st Half: 4-15 26.7% 2nd half: 2-10 20.0% Game: 6-25 24.0%  
 FT % 1st Half: 9-10 90.0% 2nd half: 11-20 55.0% Game: 20-30 66.7%

Deadball  
Rebounds  
6,2

Officials: Mike Scyphers, Michael Greenstein, Kevin Brill

Technical fouls: Baylor-None. Oregon-None.

Attendance: 7718

Score by periods	1st	2nd	Total
Baylor	24	43	67
Oregon	35	39	74

	In	Off	2nd	Fast	
Points	Paint	T/O	Chance	Break	Bench
BU	30	10	21	6	22
ORE	28	28	15	5	13

Last FG - BU 2nd-00:15, ORE 2nd-01:04.

Largest lead - BU by 3 1st-14:37, ORE by 16 2nd-13:50.

BU led for 01:29. ORE led for 35:26. Game was tied for 03:05.

Score tied - 1 time.

Lead changed - 4 times.

**THE LAST TIME VS. OREGON IN WACO ...**



**Official Basketball Box Score -- Game Totals -- Final Statistics**  
**Oregon vs Baylor**  
**11/15/16 2:31 p.m. at Ferrell Center (Waco, Texas)**



**Oregon 49 • 1-1 (#4/4)**

##	Player	f	Total			3-Ptr			Rebounds			PF	TP	A	TO	Blk	Stl	Min
			FG-FGA	FG-FGA	FT-FTA	FG-FGA	FG-FGA	FT-FTA	Off	Def	Tot							
01	Bell, Jordan	f	4-8	0-0	0-0	0-0	0-0	0-0	4	7	11	2	8	2	5	4	2	36
25	Boucher, Chris	f	5-9	1-4	1-2	0-0	0-0	0-0	2	0	2	4	12	0	0	1	0	24
02	Benson, Casey	g	0-2	0-2	0-0	0-0	0-0	0-0	0	2	2	0	0	4	1	0	0	23
05	Dorsey, Tyler	g	4-14	1-4	0-0	0-0	0-0	0-0	1	1	2	1	9	1	0	0	0	33
31	Ennis, Dylan	g	5-13	1-6	5-6	0-0	0-0	0-0	0	3	3	1	16	1	2	2	2	34
03	Pritchard, Payton		1-6	0-3	1-1	0-0	0-0	0-0	0	1	1	2	3	3	2	0	1	23
11	Smith, Keith		0-1	0-1	0-0	0-0	0-0	0-0	0	1	1	2	0	0	0	1	0	7
35	Bigby-Williams, Kave		0-3	0-0	1-2	0-0	0-0	0-0	1	2	3	3	1	0	0	0	0	12
41	Sorkin, Roman		0-2	0-1	0-0	0-0	0-0	0-0	2	0	2	1	0	0	0	0	0	8
Team									2	1	3							
Totals			19-58	3-21	8-11				12	18	30	16	49	11	10	8	5	200

FG % 1st Half: 9-32 28.1% 2nd half: 10-26 38.5% Game: 19-58 32.8%  
 3FG % 1st Half: 2-13 15.4% 2nd half: 1-8 12.5% Game: 3-21 14.3%  
 FT % 1st Half: 3-3 100.0 2nd half: 5-8 62.5% Game: 8-11 72.7%

Deadball  
Rebounds  
2,1

**Baylor 66 • 2-0 (NR/NR)**

##	Player	f	Total			3-Ptr			Rebounds			PF	TP	A	TO	Blk	Stl	Min
			FG-FGA	FG-FGA	FT-FTA	FG-FGA	FG-FGA	FT-FTA	Off	Def	Tot							
00	Lual-Acuil Jr., Jo	f	3-7	0-0	2-5	0-0	0-0	0-0	6	8	14	3	8	1	0	7	1	28
05	Motley, Johnathan	f	8-15	0-0	1-1	0-0	0-0	0-0	1	6	7	3	17	0	2	1	0	28
20	Lecomte, Manu	g	6-9	4-5	2-3	0-0	0-0	0-0	1	3	4	0	18	7	3	0	2	35
24	Wainright, Ishmail	g	2-4	0-1	0-1	0-0	0-0	0-0	2	2	4	2	4	6	1	0	1	24
25	Freeman, Al	g	2-8	1-4	3-3	0-0	0-0	0-0	1	2	3	0	8	1	2	0	0	26
01	Mitchell, Wendell		1-3	0-0	0-0	0-0	0-0	0-0	0	1	1	2	2	2	0	0	0	15
03	Lindsey, Jake		1-3	1-2	0-0	0-0	0-0	0-0	1	2	3	1	3	0	1	1	0	16
22	McClure, King		0-1	0-0	0-0	0-0	0-0	0-0	1	0	1	0	0	1	0	0	0	6
31	Maston, Terry		2-5	0-0	2-2	0-0	0-0	0-0	0	1	1	3	6	0	1	0	1	22
Team									1	2	3			1				
Totals			25-55	6-12	10-15				14	27	41	14	66	18	11	9	5	200

FG % 1st Half: 12-27 44.4% 2nd half: 13-28 46.4% Game: 25-55 45.5%  
 3FG % 1st Half: 5-7 71.4% 2nd half: 1-5 20.0% Game: 6-12 50.0%  
 FT % 1st Half: 4-7 57.1% 2nd half: 6-8 75.0% Game: 10-15 66.7%

Deadball  
Rebounds  
2,1

Officials: (R) Joe DeRosa, (U1) Darron George, (U2) Kipp Kissinger  
 Technical fouls: Oregon-None. Baylor-None.  
 Attendance: 5891

Score by periods	1st	2nd	Total
Oregon	23	26	49
Baylor	33	33	66

	In	Off	2nd	Fast	
Points	Paint	T/O	Chance	Break	Bench
ORE	28	12	4	4	4
BU	28	13	15	6	11

Last FG - ORE 2nd-06:03, BU 2nd-03:02.  
 Largest lead - ORE by 3 1st-19:34, BU by 17 2nd-00:13.  
 ORE led for 01:41. BU led for 37:29. Game was tied for 00:50.

Score tied - 1 time.  
 Lead changed - 1 time.



**THE LAST TIME ...**

**THE LAST TIME A BAYLOR TEAM...**

Scored 110 Points.....	118 vs. Savannah State (12/17/17)
Scored 100 Points.....	118 vs. Savannah State (12/17/17)
Scored 90 Points.....	91 vs. Prairie View A&M (11/12/18)
Scored Fewer than 50 Points.....	44 at Kansas (1/14/13)
Won by 40 Points.....	41 vs. Central Arkansas (11/10/17)
Won by 30 Points.....	32 vs. Savannah State (12/17/17)
Shot 65 pct from floor.....	66.1 (41-62) vs. Texas Southern (12/14/17)
Shot 60 pct from floor.....	60.8 (31-51) vs. PVAMU (11/12/18)
Shot less than 30 pct from floor.....	29.8 (17-57) at TCU (1/10/15)
Shot 60 pct from 3FG.....	70.6 (12-17) vs. Central Arkansas (11/10/17)
Shot less than 15 pct from 3FG.....	111 (2-18) vs. Ole Miss (11/23/18)
Shot less than 10 pct from 3FG.....	.083 (1-12) vs. TCU (1/2/18)
Made 15 3-point field goals.....	16 at TCU (2/12/14)
Failed to make a 3FG.....	0-8 at Texas Tech (2/21/90)
Shot 95 pct from FT line.....	100.0 (9-9) at Oklahoma State (2/6/18)
Shot 90 pct from FT line.....	100.0 (9-9) at Oklahoma State (2/6/18)
Shot less than 40 pct from FT line.....	27.3 (3-11) vs. Texas Southern (11/6/18)
Had 60 Rebounds.....	60 vs. Houston-Tillotson (1/21/15)
Had 55 Rebounds.....	58 vs. Savannah State (12/17/17)
Had 50 Rebounds.....	51 at Arizona (12/15/18)
Had 20 Offensive Rebounds.....	20 at Iowa State (2/25/17)
Had 40 Defensive Rebounds.....	43 vs. Savannah State (12/17/17)
Had 35 Assists.....	40 vs. Hardin-Simmons (12/16/15)
Had 30 Assists.....	32 vs. Savannah State (12/17/17)
Had 25 Assists.....	32 vs. Savannah State (12/17/17)
Had 25 Turnovers.....	29 at West Virginia (1/10/17)
Had 20 Turnovers.....	20 at Arizona (12/15/18)
Had fewer than 5 Turnovers.....	4 at West Virginia (2/22/14)
Had 15 Steals.....	16 vs. Savannah State (11/23/15)
Had 12 Steals.....	14 vs. SFA (12/18/18)
Had 12 Blocked Shots.....	12 vs. South Dakota (11/27/18)
Had 10 Blocked Shots.....	12 vs. South Dakota (11/27/18)
Had no Blocked Shots.....	at Kansas State (3/3/18)
Had two 20-point scorers.....	Jared Butler (22), King McClure (21) vs. PVAMU (11/12/18)
Had two 25-point scorers.....	Jo Lual-Acuil Jr. (31), Manu Lecomte (25) vs. Savannah State (12/17/17)
Had seven double-figure scorers.....	vs. Long Beach State (3/20/13)
Had six double-figure scorers.....	vs. Kansas State (1/22/18)
Had five double-figure scorers.....	vs. Nicholls State (11/16/18)
Had all five starters score in double figures.....	vs. Randall (12/9/17)
Had all five starters score 15+ points.....	vs. Central Arkansas (11/10/17)
Had no players score in double figures.....	vs. Texas A&M (3/5/08)
Had no starters score in double figures.....	at Kansas State (3/3/18)
Had four players score 15+ points.....	vs. PVAMU (11/12/18)
Had five players score 15+ points.....	vs. Central Arkansas (11/10/17)
Had four players score 18+ points.....	vs. Savannah State (12/17/17)
Had four players with 5+ assists.....	vs. Savannah State (12/17/17)
Had two double-figure rebounders.....	Tristan Clark (15), Terry Maston (10) at Iowa State (1/13/18)
Scored 50-plus points in first half.....	61 vs. Savannah State (12/17/17)
Scored 50-plus points in second half.....	50 vs. Kansas (2/10/18)
Scored 50-plus points in both halves.....	vs. Savannah State (12/17/17)
Scored 60-plus points in first half.....	61 vs. Savannah State (12/17/17)
Scored 60-plus points in second half.....	60 at Iowa State (1/9/16)
Scored fewer than 20 points in 1st half.....	15 at Wichita State (12/1/18)
Scored 20 points or fewer in 1st half.....	20 at Arizona (12/15/18)
Scored 20 points or fewer in 2nd half.....	20 at Texas Tech (2/17/15)
Overcame a 20-point deficit to win.....	vs. Louisville, trailed 32-10, won 66-63 (11/25/16)
Overcame a 20-point deficit.....	vs. Mississippi State, trailed 40-20 (3/18/18)
Overcame a 15-point halftime deficit to win.....	vs. Louisville, trailed 39-24, won 66-63 (11/25/16)
Failed to make a 3FG.....	vs. Texas Tech, 0-8 (2/20/90)
Won an OT game.....	100-91 vs. Iowa State (2/16/16)
Lost an OT game.....	78-81 vs. TCU (1/2/18)
Won a 2OT game.....	74-73 at Texas (2/12/18)
Lost a 2OT game.....	84-91 to Colorado (3/13/08)
Won a 3OT game.....	Never
Lost a 3OT game.....	93-97 at SMU (1/9/88)
Won a 4OT game.....	96-95 vs. North Texas (12/17/88)
Lost a 4OT game.....	Never
Won a 5OT game.....	116-110 at Texas A&M (1/23/08)
Lost a 5OT game.....	Never

**THE LAST TIME A BAYLOR PLAYER...**

Recorded a Triple-Double (Pts/Reb/Ast).....	Kenny Chery (20/10/12) vs. Kansas State (2/15/14)
Recorded a Triple-Double (Pts/Reb/Blk).....	Ekpe Udoh (18/17/10) vs. Morgan State (1/6/10)
Recorded a Double-Double Off the Bench.....	Terry Maston (12p/10r) vs. TAMU-CC (11/13/17)
Recorded a Double-Double Before Halftime.....	King McClure (12p/10r) vs. George Mason (11/24/18)
Scored 30 Points.....	Nuni Omot (30) at Kansas State (3/3/18)
Scored 30 Points in a Big 12 Game.....	Nuni Omot (30) at Kansas State (3/3/18)
Scored 20 Points in a 1st Half.....	Johnathan Motley (20) vs. Michigan State (11/24/16)
Scored 25 Points in a 2nd Half.....	Manu Lecomte (25) vs. Oklahoma State (11/15/18)
Scored 20 Points in a 2nd Half.....	Manu Lecomte (22) vs. West Virginia (3/9/18)
Scored 30 Points off the Bench.....	Nuni Omot (30) at Kansas State (3/3/18)
Scored 25 Points off the Bench.....	Terry Maston (26) vs. Mississippi State (3/18/18)
Scored 20 Points off the Bench.....	Jared Butler (21) vs. PVAMU (11/12/18)
Made 5 3-pointers in a Half.....	Nuni Omot (5-7, 2nd half) at Kansas State (3/3/18)
Had 20 Rebounds.....	Jo Lual-Acuil Jr. (20) vs. Savannah State (12/17/17)
Had 15 Rebounds.....	Mark Vital (17) at Arizona (12/15/18)
Had 8+ Offensive Rebounds.....	Mark Vital (9) at Arizona (12/15/18)
Had 12 Rebounds in a Half.....	Johnathan Motley (14 in 2nd half) vs. Texas (1/17/17)
Had 10 Rebounds in a Half.....	King McClure (10 in 1st half) vs. George Mason (11/24/18)
Had 10 Assists.....	Tyson Jolly (10) vs. Randall (12/9/17)
Had 10+ Assists and 0 Turnovers.....	Jake Lindsey (11 AST/0 TO) vs. Kansas State (3/9/17)
Had 5 Blocked Shots.....	Tristan Clark (6) vs. South Dakota (11/27/18)
Had 6 Blocked Shots.....	Tristan Clark (6) vs. South Dakota (11/27/18)
Had 7 Blocked Shots.....	Jo Lual-Acuil Jr. (7) vs. Oklahoma (2/21/17)
Had 5 Steals.....	Mark Vital (5) vs. SFA (12/18/18)
Had 6 Steals.....	Lester Medford (7) vs. Savannah State (11/23/15)
Played 45+ Minutes.....	Jo Lual-Acuil Jr. (48) & Manu Lecomte (46) at Texas (2/12/18)
Made a Game-Winning Shot.....	Terry Maston (2FG) vs. Texas Tech, 59-57 (2/17/18)
Made a Game-Winning Shot in Final 10 Seconds.....	Jo Lual-Acuil Jr. (Dunk) at Texas, 74-73 2ot (2/12/18)
Made a Game-Winning Shot at Buzzer.....	Lester Medford (3FG) at Texas Tech, 63-60 (1/16/16)

**THE LAST TIME A BAYLOR OPPONENT...**

Scored 100 Points.....	102 at Kansas (1/2/16)
Scored 90 Points.....	90 vs. Kansas State (1/22/18)
Scored Fewer than 50 Points.....	49 at Arizona (12/15/18)
Scored Fewer than 40 Points.....	39 vs. McNeese State (11/14/14)
Won by 30 Points.....	40 at Oklahoma (1/20/07)
Shot 65 pct from floor.....	66.1 (39-59) at Oklahoma (2/26/05)
Shot 60 pct from floor.....	62.0 (31-50) vs. Oklahoma (1/23/16)
Shot less than 25 pct from floor.....	23.4 (11-47) vs. Prairie View A&M (12/2/15)
Shot 55 pct from 3FG.....	59.1 (13-22) vs. Mississippi State (3/18/18)
Shot less than 15 pct from 3FG.....	143 (2-14) vs. George Mason (11/24/18)
Made 15 3-point field goals.....	20 vs. Savannah State (12/17/17)
Shot 95 pct from FT line.....	95.7 (22-23) at Ole Miss (1/28/17)
Shot less than 50 pct from FT line.....	33.3 (2-6) at Arizona (12/15/18)
Had 50 Rebounds.....	62 vs. Wake Forest (Anaheim) (11/30/08)
Had fewer than 20 Rebounds.....	19 at Arizona (12/15/18)
Had 20 Offensive Rebounds.....	20 vs. Wagner (3/13/18)
Had 25 Assists.....	29 vs. Oklahoma (1/23/16)
Had 20 Turnovers.....	21 vs. Southern (11/10/18)
Had fewer than 5 Turnovers.....	4 at West Virginia (2/22/14)
Had 13 Steals.....	15 at West Virginia (1/10/17)
Had 12 Steals.....	12 vs. West Virginia (3/9/17)
Had 10 Blocked Shots.....	13 vs. West Virginia (2/20/18)
Had no Blocked Shots.....	at Oklahoma State (2/8/17)
Had two 20-point scorers.....	Barry Brown (34), Dean Wade (24) vs. Kansas State (1/22/18)
Had three 20-point scorers.....	Abdel Nader (26), Georges Niang (24), Monte Morris (20) vs. Iowa State (2/16/16)
Had five double-figure scorers.....	vs. PVAMU (11/12/18)
Had four 15+ point scorers.....	at Texas (2/12/18)
Had two double-figure rebounders.....	Kenrich Williams (12), Vlad Brodziansky (10) at TCU (1/21/17)
Scored 50-plus points in 1st half.....	51 at Texas A&M (12/19/15)
Scored 50-plus points in 2nd half.....	52 at Texas Tech (2/13/17)
Scored 20 points or fewer in 1st half.....	19 vs. Oklahoma (2/27/18)
Scored 20 points or fewer in 2nd half.....	20 vs. Texas (1/6/18)
Failed to make a 3FG.....	vs. Oklahoma, 0-12 (2/25/12)

**THE LAST TIME A BAYLOR OPPOSING PLAYER**

Scored 30 Points.....	Barry Brown (34) vs. Kansas State (1/22/18)
Had 20 Rebounds.....	Jamahl Mosley (20) vs. Colorado (Kansas City) (3/8/01)
Had 15 Rebounds.....	Mohamed Bamba (16) at Texas (2/12/18)
Had 10 Assists.....	Lamar Peters (10) vs. Mississippi State (3/18/18)
Had 8 Turnovers.....	Trae Young (8) vs. Oklahoma (2/27/18)
Had 7 Turnovers.....	Eddie Reese (7) vs. Southern (11/10/18)
Had 6 Blocked Shots.....	Sagaba Konate (9) vs. West Virginia (2/20/18)
Had 5 Steals.....	Jevon Carter (6) vs. West Virginia (3/9/18)
Had 6 Steals.....	Jevon Carter (6) vs. West Virginia (3/9/18)

## 2018-19 INDIVIDUAL SUPERLATIVES

CATEGORY	BAYLOR	OPPONENT
Points Scored	27, King McClure vs. George Mason (11/24) 27, Tristan Clark vs. Ole Miss (11/23)	28, Breein Tyree vs. Ole Miss (11/23)
Field Goals Made	11, Tristan Clark vs. Ole Miss (11/23)	8, Otis Livingston vs. George Mason (11/24) 8, Shannon Bagues vs. SFA (12/18)
FGs Attempted	18, King McClure vs. Texas Southern (11/6)	18, Otis Livingston vs. George Mason (11/24) 18, Davonte Fitzgerald vs. SFA (12/18)
Highest FG % (min 5 made)	1.000 (9-9), Tristan Clark vs. SFA (12/18) 1.000 (5-5), Tristan Clark vs. PVAMU (11/12)	.778 (7-9), Trayvon Reed vs. Texas Southern (11/6)
3-Point FGs Made	5, King McClure vs. PVAMU (11/12) 5, King McClure vs. George Mason (11/24)	6, Samaj. Haynes-Jones at Wichita State (12/1)
3-Point FGs Attempted	11, King McClure vs. George Mason (11/24)	11, Jaylyn Patterson vs. Texas Southern (11/6) 11, Samaj. Haynes-Jones at Wichita State (12/1)
3-Point FG % (min 5 att)	.625 (5-8), King McClure vs. PVAMU (11/12)	1.000 (5-5), Darius Williams vs. PVAMU (11/12)
Free Throws Made	8, Makai Mason vs. George Mason (11/24)	13, Breein Tyree vs. Ole Miss (11/23)
Free Throws Attempted	10, Mark Vital vs. NSU (11/16) & vs. PVAMU (11/12) 10, Tristan Clark vs. SFA (12/18)	17, Breein Tyree vs. Ole Miss (11/23)
Free Throw % (min 6 att)	1.000 (8-8), Makai Mason vs. George Mason (11/24) 1.000 (7-7), Devonte Bando vs. Southern (11/10)	1.000 (6-6), Jaylyn Patterson vs. Texas Southern (11/6)
Offensive Rebounds	9, Mark Vital at Arizona (12/15)	6, Gerard Andrus vs. PVAMU (11/12) 6, Trey Burch-Manning vs. South Dakota (11/27)
Defensive Rebounds	11, King McClure vs. George Mason (11/24)	8, four times
Total Rebounds	17, Mark Vital at Arizona (12/15)	14, Trey Burch-Manning vs. South Dakota (11/27)
Assists	7, King McClure vs. Southern (11/10)	6, Jaylyn Patterson vs. Texas Southern (11/6) 6, Triston Simpson vs. South Dakota (11/27)
Turnovers	5, Matthew Mayer vs. Ole Miss (11/23) 5, King McClure vs. PVAMU (11/12) & at Arizona (12/15) 5, Mark Vital vs. Texas Southern (11/6) 5, Tristan Clark vs. Texas Southern (11/6)	7, Eddie Reese vs. Southern (11/10)
Blocked Shots	6, Tristan Clark vs. South Dakota (11/27)	4, Daniel Regis vs. Nicholls State (11/16)
Steals	5, Mark Vital vs. SFA (12/18)	3, Chase Jeter at Arizona (12/15) 3, Davonte Fitzgerald vs. SFA (12/18)
Minutes Played	38, Makai Mason vs. George Mason (11/24)	39, Gerard Andrus vs. PVAMU (11/12)

## 2018-19 TEAM SUPERLATIVES

BAYLOR HIGH	BAYLOR LOW	CATEGORY	OPPONENT HIGH	OPPONENT LOW
91 vs. PVAMU (11/12)	58 at Arizona (12/15) & vs. SFA (12/18)	Points Scored	80 vs. PVAMU (11/12)	49 at Arizona (12/15)
47 vs. PVAMU (11/12)	15 at Wichita State (12/1)	Points, 1st Half	44 at Wichita State (12/1)	21 vs. Nicholls St. (11/16)
49 vs. Southern (11/10)	25 vs. SFA (12/18)	Points, 2nd Half	45 vs. Texas So. (11/6)	26 vs. SU (11/10) & at Arizona (12/15)
–	–	Points/Overtime	–	–
31 vs. PVAMU (11/12)	21 vs. GMU (11/24) & vs. SFA (12/18)	Field Goals Made	28 vs. PVAMU (11/12)	17 vs. Southern (11/10)
67 vs. Texas So. (11/6)	51 vs. PVAMU (11/12) & at Arizona (12/15)	Field Goal Attempts	66 at Wichita State (12/1)	45 vs. Southern (11/10)
.608 (31-51) vs. PVAMU (11/12)	.371 (23-62) at Wichita State (12/1)	FG Percentage	.481 (25-52) vs. Texas So. (11/6)	.327 (18-55) vs. Nicholls St. (11/16)
11 vs. PVAMU (11/12)	2 vs. Ole Miss (11/23)	3-Point FGs Made	11 vs. PVAMU (11/12)	2 vs. George Mason (11/24)
29 vs. Nicholls St. (11/16)	18 vs. Ole Miss (11/23)	3-Point FG Attempts	32 at Wichita State (12/1)	12 vs. Southern (11/10)
.478 (11-23) vs. PVAMU (11/12)	.111 (2-18) vs. Ole Miss (11/23)	3-Point FG Percentage	.500 (11-22) vs. PVAMU (11/12)	.143 (2-14) vs. George Mason (11/24)
24 vs. George Mason (11/24)	3 vs. Texas So. (11/6)	Free Throws Made	29 vs. Ole Miss (11/23)	2 at Arizona (12/15)
29 vs. George Mason (11/24)	11 vs. Texas So. (11/6)	Free Throw Attempts	36 vs. Ole Miss (11/23)	6 at Arizona (12/15)
.828 (24-29) vs. George Mason (11/24)	.273 (3-11) vs. Texas So. (11/6)	Free Throw Percentage	.806 (29-36) vs. Ole Miss (11/23)	.333 (2-6) at Arizona (12/15)
21 vs. Texas So. (11/6)	7 vs. PVAMU (11/12)	Offensive Rebounds	16 at Wichita State (12/1)	5 at Arizona (12/15)
32 at Arizona (12/15)	19 vs. Texas So. (11/6)	Defensive Rebounds	29 vs. South Dakota (11/27)	14 at Arizona (12/15)
51 at Arizona (12/15)	31 vs. Ole Miss (11/23)	Total Rebounds	44 at Wichita State (12/1)	19 at Arizona (12/15)
19 vs. Southern (11/10)	5 at Wichita State (12/1)	Assists	18 vs. Texas So. (11/6)	5 vs. George Mason (11/24)
20 at Arizona (12/15)	8 vs. Nicholls St. (11/16) & vs. USD (11/27)	Turnovers	21 vs. Southern (11/10)	8 vs. South Dakota (11/27)
12 vs. South Dakota (11/27)	3 vs. Ole Miss (11/23) & at Arizona (12/15)	Blocked Shots	5 vs. SFA (12/18)	1 vs. PVAMU (11/12)
14 vs. SFA (12/18)	3 vs. South Dakota (11/27)	Steals	10 vs. SFA (12/18)	4, three times
27 vs. Ole Miss (11/23)	14 vs. South Dakota (11/27)	Fouls	23 vs. George Mason (11/24)	17 vs. TSU (11/6) & at WSU (12/1)



2018-19

6-4

BIG 12

O-O

AP

NR

COACHES

NR

KENPOM


69th

BAYLOR vs. OREGON | GAME 11

Dec. 21, 2018 (Waco, Texas / Ferrell Center)

# Baylor Broadcast Notes

0  
1  
2  
3  
4  
10  
11  
12  
13  
15  
24  
25  
33



## Flo Thamba

F • 6-10 • 245 • Fr. • Kinshasa, Congo

	MIN	PTS	REB	BLK	FG%	3FG%	FT%
SEA	9.6	2.3	2.2	0.6	.571	.000	.556
B12	—	—	—	—	—	—	—
CAR	9.6	2.3	2.2	0.6	.571	.000	.556

- Freshman big man with 7-foot-5 wingspan, originally from Democratic Republic of the Congo
- Has 21 points, 20 rebounds and 5 blocks in 86 minutes played over first 9 collegiate games
- Grew up in South Africa, emigrated to United States in 2014
- Late addition to 2018 signing class, ranked No. 243 overall by 247Sports
- Averaged 14.0 points, 10.0 rebounds and 1.5 blocks as senior at Mountain Mission School in Grundy, Va.



## Darius Allen

G • 6-4 • 205 • Jr. • Melbourne, Fla.

	MIN	PTS	REB	AST	FG%	3FG%	FT%
SEA	15.0	3.5	1.8	0.7	.308	.125	.333
B12	—	—	—	—	—	—	—
CAR	15.0	3.5	1.8	0.7	.308	.125	.333

- JuCo transfer guard, played previous two seasons at Palm Beach State in Palm Beach Gardens, Fla.
- Scored in double-figures in 34 in 59 career JuCo games played, including seven games of 20+ points
- Averaged 14.5 points, 4.5 rebounds and 2.0 steals per game as sophomore in 2017-18
- Recorded 4 double-doubles at Palm Beach State, averaging 25.5 points and 10.3 rebounds in those 4 games
- Dunked so hard in a game at Florida Air Academy that lights went out in gym at City of Palms Classic




## Devonte Bando

G • 6-3 • 195 • Jr. • Brampton, Ontario

	MIN	PTS	REB	AST	FG%	3FG%	FT%
SEA	20.5	7.2	2.1	1.2	.446	.310	.929
B12	—	—	—	—	—	—	—
CAR	20.5	7.2	2.1	1.2	.446	.310	.929

- Canadian JuCo transfer guard, played previous two seasons at Hutchinson (Kan.) Community College
- Made first BU start vs. Southern (11/10), posted game-highs in pts (25), rebs (6), stls (3) and mins (34)
- Scored 1,072 points over 72 games during JuCo career, averaging 14.9 points in 27.1 minutes per game
- Finished JuCo career with streak of 21 straight double-figure games, averaging 19.0 ppg during streak
- Started 35 games as sophomore at Hutch, averaging 16.6 points, 5.8 rebounds and 2.9 assists



## King McClure

G • 6-3 • 215 • Sr. • Dallas, Texas

	MIN	PTS	REB	AST	FG%	3FG%	FT%
SEA	29.8	11.4	5.2	2.7	.440	.385	.667
B12	—	—	—	—	—	—	—
CAR	18.3	6.4	2.0	1.2	.423	.365	.735

- Strong, physical senior guard, has played in 110 career games at Baylor (44 starts)
- Scored 20+ pts in 3 games this season (27 pts vs. GMU) after doing so in 1 of 100 over first 3 yrs
- Graduated on Dec. 15 with degree in Health, Kinesiology & Leisure Studies, 3.5 years after enrolling
- Told basketball career was over due to Hypertrophic Cardiomyopathy (HCM) diagnosis in June 2015; had Implantable Cardioverter Defibrillator (ICD) surgically implanted as precaution, cleared in Oct. 2015.




## Mario Kegler

G/F • 6-7 • 230 • RSo. • Jackson, Miss.

	MIN	PTS	REB	AST	FG%	3FG%	FT%
SEA	27.5	9.3	5.8	0.5	.310	.118	.643
B12	—	—	—	—	—	—	—
CAR	28.1	9.6	5.5	1.1	.405	.316	.657

- Long, athletic wing, sat out 2017-18 season after transferring following freshman year Mississippi State
- Made BU debut on Nov. 27 after going 629 days between games; had 12 pts, 6 rebs, 3 blks vs. USD
- Has scored in double-figures in 19 of 36 games during collegiate career (3 of 4 at Baylor)
- Started 31 games as true freshman at Mississippi State in 2016-17, averaging 9.7 ppg and 5.5 rpg
- Started all 18 games in SEC play, averaging 10.8 ppg, 5.6 rpg and 1.6 apg in 29.2 minutes




## Makai Mason

G • 6-1 • 185 • R Sr. • Greenfield, Mass.

	MIN	PTS	REB	AST	FG%	3FG%	FT%
SEA	31.7	14.1	2.9	2.6	.418	.303	.821
B12	—	—	—	—	—	—	—
CAR	26.3	11.3	2.5	2.7	.431	.353	.776

- First graduate transfer in program history, joined Bears after graduating from Yale in May 2018
- Had 10th career 20-pt game with 22 in win at Arizona; 10+ pts in 41 of 69 career games (6 of 7 at BU)
- Played 61 games over first two seasons at Yale, limited to just 1 game over final two seasons by injuries
- Started all 30 games and averaged 16.0 points and 3.8 assists in 32.7 minutes per game in 2015-16
- Scored career-high 31 points in 2016 NCAA Tournament first round win over Baylor



## Mark Vital

G/F • 6-5 • 230 • RSo. • Lake Charles, La.

	MIN	PTS	REB	AST	FG%	3FG%	FT%
SEA	28.3	5.8	8.3	2.2	.388	.250	.405
B12	—	—	—	—	—	—	—
CAR	24.9	6.5	6.2	2.2	.461	.182	.474

- High-flying redshirt sophomore guard/forward from Lake Charles, La., sat out 2016-17 season
- Last 4 Games: averaging 7.0 ppg, 11.5 rpg, 2.3 spg, 1.7 apg, 1.3 bpg in 35.5 minutes per game
- Grabbed career-high 17 rebs (9 offensive) in win at Arizona, more than all 9 UA players combined (14)
- Posted career-first double-double with 11 points, 11 rebounds, 5 assists vs. Nicholls State (11/16/18)
- Nicknamed "Baby Rico" after former Baylor All-American forward and fellow Louisianan Rico Gathers



## Jared Butler

G • 6-3 • 185 • Fr. • Reserve, La.

	MIN	PTS	REB	AST	FG%	3FG%	FT%
SEA	20.7	6.7	2.0	1.1	.323	.211	.895
B12	—	—	—	—	—	—	—
CAR	20.7	6.7	2.0	1.1	.323	.211	.895

- Consensus top-100 national recruit, ranked as high as No. 75 nationally in 2018 recruiting class
- 22 points on 7-of-10 FGs vs. PVAMU (11/12) – first BU true FR with 20+ since Isaac Austin (2/27/13)
- Originally enrolled at Alabama in summer 2018, but transferred to Baylor in August
- 2-time All-State selection at Riverside, helped team win 3 state titles, including first as 8th grader in 2014
- From same hometown as former Baylor stars Tweety Carter and Rico Gathers



## Jackson Moffatt

G/F • 6-6 • 210 • Fr. • Magnolia, Texas

	MIN	PTS	REB	AST	FG%	3FG%	FT%
SEA	—	—	—	—	—	—	—
B12	—	—	—	—	—	—	—
CAR	—	—	—	—	—	—	—

- Freshman walk-on wing from Magnolia High School, remains eligible to redshirt this season
- Scored 2,066 points during prep career, becoming Magnolia's all-time leading scorer
- Named 2018 District 20-5A Offensive MVP after averaging 25.5 points and 8.0 rebounds
- 3-time first-team All-District 20-5A honoree and 2-time TABC All-Region selection
- Holds MHS record for single-game scoring with 45-point game




## Obim Okeke (OH-bihm OH-kay-kay)

G • 6-0 • 225 • Jr. • Las Vegas, Nev.

	MIN	PTS	REB	AST	FG%	3FG%	FT%
SEA	2.7	0.0	0.0	0.0	.000	.000	.000
B12	—	—	—	—	—	—	—
CAR	2.9	0.3	0.2	0.3	.091	.100	.000

- Junior walk-on guard, played 3 seasons on BU football team, switched to MBB after 2017 FB season
- Has come off bench to play in 3 games this season, totaling 8 minutes of action
- Saw action in 7 games during 2017-18 basketball season, posting 3 points and 3 assists in 21 minutes
- Played in 5 football games over 2016-17 seasons as running back and kick returner
- Won 5 state titles at Bishop Gorman HS, 3 in basketball and 2 in football



## Matthew Mayer (MYE-er)

G/F • 6-9 • 200 • Fr. • Austin, Texas

	MIN	PTS	REB	AST	FG%	3FG%	FT%
SEA	14.1	6.8	3.0	0.8	.344	.346	.682
B12	—	—	—	—	—	—	—
CAR	14.1	6.8	3.0	0.8	.344	.346	.682

- Freshman wing with length, range and ability to create his own shot off the dribble
- Had game-high 18 points in 18 minutes off bench vs. Nicholls State (11/16)
- 4-star recruit from Austin's Westlake High School, ranked among top-100 recruits nationally in 2018 class
- Committed to Baylor in June 2017, more than a year prior to enrolling at BU
- Led WHS to 36-4 in 2017-18, playing with Xavier's Keonte Kennedy and Texas' Brock Cunningham




## Tristan Clark

F • 6-9 • 240 • So. • San Antonio, Texas

	MIN	PTS	REB	BLK	FG%	3FG%	FT%
SEA	28.1	14.1	5.8	2.6	.792	.333	.684
B12	—	—	—	—	—	—	—
CAR	21.8	8.5	4.8	0.9	.667	.300	.667

- Strong, skilled sophomore power forward; consensus four-star recruit out of San Antonio's Wagner HS
- Leads nation with .792 field goal percentage (57-of-72), averaging just 1.5 missed field goals per game
- Posted career-high 27 points on 11-of-13 from field in career-high 35 minutes vs. Ole Miss (11/23/18)
- Double-figure scoring in 7 of 10 games this season after doing so in 10 of 33 games last year
- Career .667 FG% (150-225) would break program record if he met 200 FGM min. (Josh Lomers .663)



## Freddie Gillespie

F • 6-8 • 240 • R Jr. • St. Paul, Minn.

	MIN	PTS	REB	BLK	FG%	3FG%	FT%
SEA	13.8	1.4	3.2	0.2	.429	.000	.250
B12	—	—	—	—	—	—	—
CAR	13.8	1.4	3.2	0.2	.429	.000	.250

- Former walk-on forward, sat out 2017-18 after transferring from D3 Carleton College in Northfield, Minn.
- Made first start at BU and grabbed 6 rebounds in 22 minutes vs. Southern (11/10)
- Played only 16 minutes during 2015-16 freshman season at Carleton, totaling 4 pts, 7 rebs and 2 blks
- Developed into 2nd-team All-MIAC and All-MIAC Defensive Team selection as sophomore in 2016-17
- Averaged 10.0 points, 8.3 rebounds and 23.6 blocks in 22.8 minutes per game during sophomore season

Head Coach: Scott Drew Associate Head Coach: Jerome Tang Assistant Coaches: Alvin Brooks III, John Jakus  
 Director of Video Operations: Ty Beard Associate Director of Operations & Recruiting: Aditya Malhotra Athletic Trainer: David Chandler  
 Special Assistant & Director of Player Personnel: Jared Nuness Director of Basketball Operations: Bill Peterson Strength Coach: Charlie Melton