

# BAYLOR

BAYLOR ATHLETICS COMMUNICATIONS: 1500 S. University Parks Drive | WACO, TX 76706 | BAYLORBears.COM | @BUFOOTBALL

## 2018 FOOTBALL GAME NOTES

### GAME 13

NR/NR **BAYLOR** (6-6, 4-5 BIG 12) vs. NR/NR **VANDERBILT** (6-6, 3-5 SEC)



Dec. 27, 2018 • 8 p.m. CT • TV: ESPN / WatchESPN • Radio: Baylor IMG Sports Network  
Houston, Texas • NRG Stadium (71,995)

### MEDIA INFORMATION

TV: ESPN / WatchESPN

Talent: TBA (pxp), TBA (analyst),  
TBA (sideline)

Radio: Baylor IMG Sports Network / ESPN Central Texas

Talent: John Morris (pxp), J.J. Joe (analyst),  
Ricky Thompson (sideline)

Satellite Radio: Sirius TBA / XM TBA / Internet TBA

Live Stats: Baylor.StatBroadcast.com

Twitter: @BUFootball | #SicVandy

### BAYLOR 6-6, 4-5 Big 12

**Ranking** NR — AP, NR — Coaches  
**Last Game** Nov. 24, 2018  
win vs. Texas Tech, 35-24  
**Head Coach** Matt Rhule (Penn State, '97)  
**Career Record** 35-40 (6th season)  
**Baylor Record** 7-17 (2nd season)  
**vs. Vanderbilt** 1-0

### VANDERBILT 6-6, 3-5 SEC

**Ranking** NR — AP, NR — Coaches  
**Last Game** Nov. 24, 2018  
win vs. Tennessee, 38-13  
**Head Coach** Derek Mason (N. Arizona, '93)  
**Career Record** 24-37 (5th season)  
**Vandy Record** 9-31 (5th season)  
**vs. Baylor** 0-0

### BAYLOR COACHING STAFF

#### On the Field

Matt Rhule Head Coach  
Fran Brown Assoc. HC/Cornerbacks  
Phil Snow Defensive Coordinator  
Shawn Bell Offensive Line  
Evan Cooper Defense  
Frisman Jackson Wide Receivers  
Joey McGuire Tight Ends  
Frank Okam Defensive Line

#### In the Press Box

Jeff Nixon Co-Offensive Coord./Running Backs  
Glenn Thomas Co-Offensive Coord./Quarterbacks  
Mike Siravo Linebackers

### BAYLOR ATHLETICS COMMUNICATIONS

**TAYLOR BRYAN** Primary Contact  
254-709-4411 (cell) • Taylor\_Bryan@baylor.edu


**RACHEL CATON** Secondary Contact  
254-652-2061 (cell) • Rachel\_Caton@baylor.edu

### STORY LINES

- Baylor makes its second appearance in the Texas Bowl and first since 2010 facing Vanderbilt. Bears are 2-0 all-time against Vandy. **Matt Rhule** is 1-0 in his career against the Commodores.
- The Bears are playing in the 24th bowl berth in program history. BU is 12-11 all-time in bowl games.
- BU's +5 win improvement from 2017-18 is tied with Florida and Syracuse for largest among Power 5 teams.
- **Matt Rhule** is only the 2nd Baylor coach in last 50 years to take his 2nd BU team to a bowl game (Reedy).
- The Texas Bowl marks the third bowl appearance for Rhule-coached teams (2015 Boca Raton, 2016 Military)
- Baylor's seven blocked kicks in 2018 leads the nation. The Bears have nine blocks in the last 24 games.
- Five Baylor players have started all 12 games in 2018: Sam Tecklenburg, Blake Blackmar, Pat Lawrence, James Lynch and Ira Lewis.
- The Bears have recorded a 4th-quarter shutout 5 times in 2018, including 2-of-3 and 3 in the last 6 games.
- **Jalen Hurd** ranks 7th nationally with 53 total plays of 10+ yards and 5th in P5 with 53 receptions for first downs.
- B12 Defensive Player of the Week (11/5) **Clay Johnston's** 14 solo stops vs. OSU are the 2nd most by a FBS player in 2018.
- Johnston averaged 13.3 tackles/gm in the month of November and ranks fifth in the league at 8.6/gm in 2018.
- Among active FBS players, **Jalen Hurd** ranks 10th with 4,298 all-purpose yards and 15th with 33 TDs in his career.
- Baylor ranks 12th among Power 5 schools and fifth in the Big 12 with 282.2 passing yards per game.
- The Bears have won time of possession in 8-of-12 in 2018 & are averaging 32:26 in TOP (20th, FBS/1st, B12).
- BU's second half shutout at Texas was its first since 2016 vs. Rice and first in a B12 game since 2015 at TCU.
- Baylor running backs have 58 receptions in 12 games after totaling 58 in 2017. BU rushers had only 40 catches from 2013-16 combined. **JaMycal Hasty** (26 rec.) & **Trestan Ebner** (26) are tied for 2nd among B12 rushers.
- Baylor's 38 first downs against K-State tied for the 11th most in Big 12 history and 2nd most in BU history.
- **John Lovett** is the fourth man in BU history with multiple rushes of 70+ yards (Ganaway, Finley, Seastrunk)
- **BJ Thompson** blocked two kicks against TCU tying the program record last accomplished in 2009.
- The Baylor offense ranks 9th nationally and 4th in the Big 12 with 25.1 first downs per game (301 total).
- BU offensive linemen **Pat Lawrence** and **Blake Blackmar** have started 37 & 36 straight games, respectfully.
- **Denzel Mims** ranks 14th in Baylor history with 1,810 receiving yards and has a catch in 23 straight games played.
- **Matt Rhule** coached teams have won 31 straight games when leading entering the fourth quarter.
- BU had a record 22 players named to the Academic All-Big 12 team and 41 over last two years under Rhule.
- Baylor has 14 graduates on its 2018 roster, the most in the Big 12 and fifth-largest total in the nation.

### 2018 SCHEDULE

	<b>Sept. 1 ABILENE CHRISTIAN vs. BAYLOR</b>	<b>FSN</b>	<b>W, 55-27</b>
	Bears roll up 606 yards of total offense; Lovett and Hasty combine for 217 yards and 5 TDs on ground.		
	<b>Sept. 8 Baylor at UTSA</b>	<b>Facebook</b>	<b>W, 37-20</b>
	Charlie Brewer posts his fourth career 300+ yard passing game with three touchdowns in road victory.		
	<b>Sept. 15 RV/RV DUKE vs. BAYLOR</b>	<b>FS1</b>	<b>L, 40-27</b>
	Tyquan Thornton has 92 yards and first score; Charlie Brewer rushes for first two career touchdowns.		
	<b>Sept. 22 KANSAS vs. BAYLOR</b>	<b>FS1</b>	<b>W, 26-7</b>
	Bears begin Big 12 play with victory behind TDs from Chris Platt, Josh Fleeks and Tyquan Thornton.		
	<b>Sept. 29 Baylor at 6/5 Oklahoma</b>	<b>ABC</b>	<b>L, 66-33</b>
	Charlie Brewer throws for 400 yards for 2nd time; Denzel Mims and Jalen Hurd both over 100 yards in loss.		
	<b>Oct. 6 KANSAS STATE vs. BAYLOR</b>	<b>FS1</b>	<b>W, 37-34</b>
	Connor Martin kicks 29-yard winner with 8 seconds left, Jalen Hurd adds 191 total yards and touchdown.		
	<b>Oct. 13 Baylor at 9/14 Texas</b>	<b>ESPN</b>	<b>L, 23-17</b>
	Baylor shuts out Texas in second half, narrowly misses road upset with 80-yard drive in final 1:43.		
	<b>Oct. 25 Baylor at 13/12 West Virginia</b>	<b>FS1</b>	<b>L, 58-14</b>
	Jalan McClendon completes 16-of-21 passes off the bench with one rushing touchdown in loss.		
	<b>Nov. 3 RV/RV OKLAHOMA ST. vs. BAYLOR (HC)</b>	<b>FS1</b>	<b>W, 35-31</b>
	Charlie Brewer finds Denzel Mims for game-winning TD with 7 seconds remaining to complete comeback.		
	<b>Nov. 10 Baylor at 23/25/22 Iowa State</b>	<b>FS1</b>	<b>L, 28-14</b>
	Baylor racks up 505 yards of total offense, but red zone struggles (2-for-7) lead to tough road loss.		
	<b>Nov. 17 TCU vs. BAYLOR</b>	<b>FS1</b>	<b>L, 16-9</b>
	BJ Thompson ties Baylor program record with two blocked kicks, but Bears come up short on senior day.		
	<b>Nov. 24 Baylor vs. Texas Tech (TFBI Shootout)</b>	<b>FS1</b>	<b>W, 35-24</b>
	Charlie Brewer (308 yards, 3 TD) and John Lovett (career-high 126 yards, TD) lead BU to bowl eligibility.		
	<b>Dec. 27 Baylor vs. Vanderbilt (Academy Sports Texas Bowl)</b>	<b>ESPN</b>	<b>8 p.m. CT</b>
	Houston, Texas / NRG Stadium (71,995) / Baylor leads 2-0		



# MATT RHULE

HEAD COACH, SECOND SEASON

## THE RHULE FILE

### PERSONAL

**Born:** January 31, 1975

**Family:** wife Julie; son Bryant; daughters Vivienne and Leona

### EDUCATION

Penn State (1997, B.A. in Political Science)

Buffalo (2003, M.A. in Educational Psychology)

### PLAYING EXPERIENCE

Penn State, 1994-97 (linebacker, Academic All-Big Ten [97])

### COACHING EXPERIENCE

1998	Albright College, linebackers
1999	Buffalo, assistant defensive line
2000	Buffalo, defensive line
2001	UCLA, assistant defensive line
2002	Western Carolina, linebackers / special teams
2003-04	Western Carolina, asst. HC / LB / special teams
2005	Western Carolina, asst. HC / OL / ST / RGC
2006	Temple, defensive line
2007	Temple, quarterbacks / recruiting coord.
2008-10	Temple, offensive coord. / quarterbacks
2011	Temple, asst. OC / TE / recruiting coord.
2012	New York Giants, assistant offensive line
2013-16	Temple, head coach
2017-current	Baylor, head coach

### THE RHULE WORKSHEET

YEAR	OVERALL SCHOOL	CONFERENCE RECORD	FINISH
2013	Temple	2-10	1-7, t-9th (AAC)
2014	Temple	6-6	4-4, 6th (AAC)
2015	Temple	10-4	7-1, 1st (AAC East)
2016	Temple	10-3	7-1, 1st (AAC East)
2017	Baylor	1-11	1-8, 9th (Big 12)
2018	Baylor	6-6	4-5 (Big 12)
<b>TOTALS</b>	<b>6 seasons</b>	<b>35-40</b>	<b>24-26</b>
	BU 2 seasons	7-17	5-13
	TU 4 seasons	28-23	19-13

## VANDERBILT SERIES HISTORY

- Baylor will square off with Vanderbilt in the 2018 Academy Sports + Outdoor Texas Bowl at Houston's NRG Stadium. The meeting will be only the third all-time between BU and the Commodores.
- The Bears are 2-0 all-time against Vandy, winning a 1953 matchup in Waco 47-6, and earning a 25-19 win in Nashville in 1954. BU is 3-4 in bowl appearances against SEC programs.
- BU is 83-133-13 all-time against current members of the SEC with the majority of the contests against former conference opponents Texas A&M, Arkansas and Missouri.
- Baylor's last meeting with an active SEC member was a 31-20 loss to Mississippi State in 1995.

## BAYLOR IS BOWLING ONCE AGAIN

- For the eighth time in nine seasons and 24th time in program history, Baylor is headed to a bowl game.
- Matt Rhule joins Chuck Reedy as only the second coach in the last 50 years of Baylor football to take their second Baylor squad to a bowl game.
- Baylor is making its second-ever appearance in the Texas Bowl after falling 38-14 to Illinois in 2010.
- The Bears have played in three other bowl games in Houston with berths in the Blue Bonnet Bowl in 1963, 1983 and 1986. Baylor is 4-6 in bowl games in Texas and 2-2 in games played in Houston.
- The Bears are 12-11 all-time in bowl games with the most recent win a 31-12 victory over Boise State in the 2016 Motel 6 Cactus Bowl at Phoenix's Chase Field.

## ONE OF THE NATION'S BIGGEST TURNAROUNDS

- From one win a season ago, to six victories and a chance at seven in 2018, Baylor has enjoyed one of the top turnarounds in all of college football. Below are charts illustrating the turnaround relative to the nation.
- Baylor's +5 win turnaround is tied for fourth in Big 12 history behind TCU (+8, 2013-14), Colorado (+7, 2000-01 and Kansas (+6, 2006-07).

Largest Win Improvement in '18		Largest Win Improvement in last 5 yrs		Best Win Improvement in last 5 yrs	
<i>Among Power 5 Teams</i>		<i>Among Big 12 teams</i>		<i>Among 0 or 1-win teams</i>	
<b>Baylor</b>	<b>+5</b>	2013-14	TCU	+8	2016 Fresno St.
Florida	+5	<b>2017-18</b>	<b>Baylor</b>	<b>+5</b>	2013 Western Michigan
Syracuse	+5	2016-17	Iowa St.	+5	2015 UCF
		2016-17	TCU	+5	<b>2018 Baylor</b>

## RUN GAME ROAD TO VICTORY

- In Baylor's six victories in 2018 the Bears are averaging 208.5 rushing yards per game and 5.13 yards per carry. In losses, that total drops to just 110.5 yards per game including three games with less than 90 yards.
- The Bears have rushed for 231.6 yards per game in their three Big 12 home wins and are rushing for 210.0 yards per game overall at McLane Stadium in 2018.
- BU ranks fifth in the Big 12 in rushing offense with an average of 159.5 ypg in 12 games in 2018. Four different Baylor players have at least three rushing touchdowns (Brewer, Lovett, Hurd, Hasty).

## BEVY OF BAYLOR DEBUTS IN '18

- After ranking among the top teams in the country to feature freshmen in 2017, Baylor has continued to introduce new players into its lineups in 2018.
- Through 12 games, Baylor has had 32 players make their first appearances in a Bears' uniform. That total includes 13 true freshmen (Kalon Barnes, Gerry Bohanon, Josh Fleeks, Connor Galvin, BJ Hanspard, Christoph Henle, Mark Milton, Christian Morgan, Bralen Taylor, Tyquan Thornton, Ben Sims, Marje Smith, Craig 'Squirl' Williams and JT Woods).
- The Bears have also had 10 RS freshmen, one sophomore, two juniors, two seniors and three graduate transfers appear in a Baylor uniform for the first time.
- Baylor has had 19 first time starters (six true freshmen), with the most recent Tyler Henderson vs. Texas Tech.
- **Over the last two seasons, Baylor has played 48 true or redshirt freshmen.**

## TOUGHNESS REWARDED

In 2017, head coach Matt Rhule began a new tradition at Baylor of rewarding the nine toughest players on the BU roster with single-digit jerseys. The jersey numbers are awarded to the student-athletes deemed by their teammates to be the toughest members of the team. Rhule began the tradition of honoring toughness with single digits during his time at Temple.




1 Verkedric Vaughns Senior


2 OPEN



3 Chris Miller Junior



4 Grayland Arnold Junior




5 Jalen Hurd Senior



6 JaMycal Hasty Junior



7 John Lovett Sophomore



8 Henry Black Junior



9 Ira Lewis Senior

**BLOCK PARTY**

- Over the last 24 games, Baylor has showed the ability to make plays on special teams including blocking kicks and punts. Below is a list of Baylor's nine blocks since the beginning of 2017.
- BU leads the country in 2018 with seven blocks. **As a head coach, Rhule's teams have blocked 28 kicks since 2013 (2013-16 at Temple; 2017-current at Baylor).**
- Baylor's seven blocked kicks are the most since the team recorded nine in 1989.
- BJ Thompson (3) and Christian Morgan (2) rank second and fifth nationally in blocks. Thompson's three blocks on the year are the most for a Baylor player since James Francis had eight in 1988.

Name	Type	Opp. (Year)	MOST BLOCKED KICKS IN A SEASON		
			Year	Blocks	
Greg Roberts	FG	UTSA (2017)	1.	1980	13
Greg Roberts	FG	Texas (2017)	2.	1989	9
Christian Morgan	Punt	Duke (2018)	3.	1984	7
BJ Thompson	XP	Kansas St. (2018)	4.	1998	6
James Lynch	FG	at WVU (2018)	5.	2009	5
Christian Morgan	Punt	Oklahoma St. (2018)		<b>2018</b>	<b>7</b>
Bravvion Roy	FG	Oklahoma St. (2018)			
BJ Thompson	Punt	TCU (2018)			
BJ Thompson	XP	TCU (2018)			

**BREWER AS A RUNNER IN 2018**

- Charlie Brewer has been forced into using his legs on offense multiple times in 2018. The sophomore has displayed his athleticism and recorded a team-best 117 rushing attempts, third most for a Big 12 QB.
- Brewer leads the Bears with six rushing touchdowns, fourth-most among passers in the Big 12 Conference.
- The Austin native has run for 50 or more yards three times in 2018, including back-to-back games against Iowa State and TCU. He set a career high with 72 rushing yards at ISU.
- Brewer's six rushing touchdowns in 2018 rank eighth among Baylor quarterbacks since 1980.
- His 432 career rushing yards through 20 games rank fourth by BU quarterbacks since 2007 behind Robert Griffin III (2,254; 2008-11), Seth Russell (1,240; 2012-16) and Nick Florence (651; 2009-12)

**SINGLE-SEASON QB RUSHING YARDS**

No.	Name	Year	Yards
1.	Robert Griffin III	2008	843
2.	Robert Griffin III	2011	699
3.	Robert Griffin III	2010	635
4.	Nick Florence	2012	568
5.	Seth Russell	2016	506
---			
11.	Mike Brannan	1979	356
	Cody Carlson	1986	356
13.	Odell James	1998	282
14.	Tom Muecke	1985	273
15.	<b>Charlie Brewer</b>	<b>2018</b>	<b>266</b>

**SINGLE-SEASON QB RUSHING TD**

No.	Name	Year	Att.	Yards	TD
1.	Bryce Petty	2013	94	209	14
2.	Robert Griffin III	2008	173	843	13
3.	Robert Griffin III	2011	179	699	10
	Nick Florence	2012	139	568	10
	Don Trull	1963	98	119	10
6.	Robert Griffin III	2010	149	635	8
	Seth Russell	2016	94	506	8
8.	JJ Joe	1991	116	147	6
	Bryce Petty	2014	84	101	6
	Seth Russell	2015	49	402	6
	<b>Charlie Brewer</b>	<b>2018</b>	<b>117</b>	<b>266</b>	<b>6</b>

**CONTROLLING THE CLOCK**

- One staple of Matt Rhule coached teams is controlling time of possession. After holding the ball for an average of 29:48 in 2017 (6th, Big 12), the Bears have put a great emphasis on possession in 2018.
- BU is first in the Big 12 and 20th nationally with an average time of possession of 32:26 this season.
- Baylor had won the time of possession battle in five straight games until UT, and eight of 12 times in 2018. Baylor has controlled the ball 35+ minutes seven times in last 24 games.
- The four games in 2018 where BU did not win time of possession were ACU, Texas, OSU and TCU.
- Baylor's 15-play, 92-yard scoring drive that lasted 7:36 against Iowa State was its longest in TOP since 2011 and its highest number of plays in a scoring drive in 2018. BU has 16 scoring drives of 10+ plays in 2018.
- The Bears' first scoring drive against Texas Tech went for 19 plays and 9:10, the longest drive in TOP since 2005 and its longest by plays since 2011 (21 plays vs. Oklahoma State).

**PASSING GAME SUCCESS IN 18**

- Baylor is averaging 282.2 passing yards per game in 2018, the 22nd-best total in the nation (5th, Big 12).
- The Bears have six receivers with more than 20 receptions led by Big 12 Offensive Newcomer of the Year Jalen Hurd's 69 catches (6th, B12). Hurd's 946 yards are eighth in the league. He has seven total touchdowns.
- Denzel Mims ranks 16th in the Big 12 with 49 receptions, 14th with 699 receiving yards and 12th with 7 TDs.
- 14 different Baylor players have recorded a reception through 12 games in 2018.
- JaMycal Hasty is second among B12 running backs with 26 receptions on the season. He has 54 in his career.

**RECORD BREAKDOWN**

Current Streak	Win 1
Current Home Streak	Loss 1
Current Away Streak	Win 1
Last Win	35-24 vs. Texas Tech (11/24/18)
Last Home Win	35-31 vs. Oklahoma St. (11/3/18)
Last Away Win	35-24 vs. Texas Tech (11/24/18)
Last Loss	16-9 vs. TCU (11/17/18)
Last Home Loss	16-9 vs. TCU (11/17/18)
Last Away Loss	28-14 at #23 Iowa State (11/10/18)

**RHULE BY THE NUMBERS**

	2018	Under Rhule
Home	4-2	4-7
Road	1-4	2-9
Neutral	1-0	1-1
Natural Grass	0-2	0-4
Artificial Turf	6-4	7-13
Day Games	4-5	5-13
Night Games	2-1	2-4
Televised Games	6-6	7-17
vs. AP Ranked Opponents	0-4	0-8
August	0-0	0-0
September	3-2	3-7
October	1-2	1-5
November	2-2	3-5
December	0-0	0-0
January	0-0	0-0
Leading at Halftime	4-0	5-0
Trailing at Halftime	2-6	2-15
Tied at Halftime	0-0	0-2
Scoring First	4-0	4-5
Opponent Scoring First	1-7	2-13
Score < 20 Points	0-4	0-8
Score 20+ Points	1-1	1-5
Score 30+ Points	4-1	5-2
Score 40+ Points	1-0	1-2
Opponent Scores < 20 Points	2-1	3-2
Opponent Scores 20+ Points	2-2	2-3
Opponent Scores 30+ Points	2-0	2-5
Opponent Scores 40+ Points	0-3	0-7
Gain < 20 First Downs	0-2	0-7
Gain 20+ First Downs	6-4	7-10
Opponent Gains < 20 First Downs	3-1	4-4
Opponent Gains 20+ First Downs	3-5	3-13
More Rushing Yards Than Opponent	4-1	4-4
Fewer Rushing Yards Than Opponent	2-5	3-13
Rush For < 100 Yards	1-3	1-8
Rush For 100+ Yards	5-3	6-9
Opponent Rushes For < 100 Yards	1-0	1-1
Opponent Rushes For 100+ Yards	5-6	7-15
More Passing Yards Than Opponent	5-4	6-9
Fewer Passing Yards Than Opponent	1-2	1-8
Pass For < 200 Yards	1-1	1-4
Pass For 200+ Yards	5-5	6-13
Opponent Passes For < 200 Yards	3-2	4-6
Opponent Passes For 200+ Yards	3-4	3-11
More Total Yards Than Opponent	5-2	6-5
Fewer Total Yards Than Opponent	1-4	1-12
Gain < 300 Total Yards	0-1	0-3
Gain 300+ Total Yards	6-5	7-14
Opponent Gains < 300 Total Yards	2-0	3-0
Opponent Gains 300+ Total Yards	4-6	4-17
Commit No Turnovers	1-1	2-2
Commit < 3 Turnovers	4-5	5-11
Commit 3 or + Turnovers	0-2	0-7
Force < 3 Turnovers	4-7	5-18
Force 3 or + Turnovers	1-0	1-0
Commit < 6 Penalties	2-0	2-2
Commit 6 or + Penalties	4-5	5-14
3rd Down % < 25	1-1	1-6
3rd Down % 25-49	1-5	2-10
3rd Down % 50+	4-0	4-1
Opponent 3rd Down % < 25	0-1	1-2
Opponent 3rd Down % 25-49	4-2	4-10
Opponent 3rd Down % 50+	4-3	2-5
Trail Time of Possession	2-2	2-6
Lead Time of Possession	4-4	5-11
Overtime Games	0-0	0-0



## GAME 13 - VANDERBILT BAYLOR IN THE NFL - 2018

NAME	POS.	TEAM
Andrew Billings	DT	Cincinnati Bengals
Matt Bryant	K	Atlanta Falcons
Corey Coleman	WR	New York Giants
Rico Gathers	TE	Dallas Cowboys
Josh Gordon	WR	New England Patriots
Robert Griffin III	QB	Baltimore Ravens
Bryce Hager	LB	Los Angeles Rams
Xavien Howard	CB	Miami Dolphins
Jon Weeks	LS	Houston Texans
Terrance Williams	WR	Dallas Cowboys

• Nine former Bears earned spots on NFL rosters for the 2018 season as of Sept. 4.

• Former Bears **Kyle Fuller** (Houston) and **Spencer Drango** (LA Chargers) are practice squad members.

• Baylor had 19 former lettermen with NFL teams during the 2018 preseason, representing 13 different NFL teams.

• Baylor has had 21 players selected in the first round including four players selected No. 2 overall with Robert Griffin III the most recent selection at No. 2 by the Washington Redskins in 2012.

• The Bears have had 126 players drafted overall since 1970 and 40 players compete in the Super Bowl including Atlanta Falcon **Matt Bryant** in Super Bowl LI.

### TRACKING BAYLOR IN THE TOP 25

WEEK	W/L	AP	COACHES	CFP
PRE	0-0	—	—	—
1	1-0	—	—	—
2	2-0	—	—	—
3	2-1	—	—	—
4	3-1	—	—	—
5	3-2	—	—	—
6	4-2	—	—	—
7	4-3	—	—	—
8	4-3	—	—	—
9	4-4	—	—	—
10	5-4	—	—	—
11	5-5	—	—	—
12	5-6	—	—	—
13	6-6	—	—	—

### BAYLOR WHEN RANKED...

**Baylor as a ranked team:** 111-55-2  
**Ranked Baylor vs. ranked opponent:** 23-29-1  
**Baylor vs. ranked opponents:** 54-183-6  
**Baylor vs. No. 1-ranked opponents:** 0-11-1  
**Baylor vs. Top 10 opponents:** 18-93-2

### RHULE TEAMS IN THE FOURTH QUARTER

- In Matt Rhule's five seasons as head coach, he has sealed the deal when leading or tied entering the fourth quarter. In his career, his teams are 20-10 when posting a fourth quarter shutout.
- Rhule-coached teams have won 31 straight games when leading or tied entering the fourth, and are 32-4 overall. All four losses came in his first season as head coach at Temple in 2013.
- When leading entering the 4Q, he has won 29 straight and is 30-3 overall with all three losses in 2013.
- Over the last three-plus seasons, Matt Rhule coached teams are 15-4 when recording a fourth-quarter shutout. Baylor has held ACU, Kansas, Texas, Iowa State and TCU scoreless in the final quarter in 2018.
- BU's second-half shutout of UT was the first under Rhule & the program's first in a B12 game since 2015 (at TCU).

### MORE OFFENSIVE SUPERLATIVES

- Baylor is averaging 441.7 yards of total offense (5th, B12/36th, NCAA) over its first 12 games.
- Hurd ranks sixth in the Big 12 in receptions per game (5.8). He is 11th in all-purpose yards (97.33/gm).
- Mims and Hurd have combined for 118 catches, 1,645 yards and 15 total touchdowns through 12 games.
- Hurd is 2nd in the Big 12 and 7th in NCAA with 53 total plays of 10 or more yards and 12th with 14 of 20+.
- Hurd averaged 90.8 all-purpose yards per game in November and 99.1 ypg in nine Big 12 games.

### GALITZ EARNS FIRST TEAM ALL-BIG 12 HONORS

- After tearing his ACL against K-State in 2017, Baylor senior punter is back with a vengeance in 2018. The Rowlett, Texas native is second in the Big 12 with a 42.4 punting average (39th, NCAA).
- With his strong play, Baylor is first in the Big 12 and 25th nationally in net punting - 39.37 yards.
- Galitz has had 18 punts downed inside the 20 and 14 punts of 50+ yards with a long of 62 yards.
- The senior was named Big 12 Special Teams Player of the Week on Sept. 24. He is also a member of the Ray Guy Award watch list.
- Galitz was named a first team All-Big 12 selection, but not punt in the bowl after tearing his ACL vs. TTU.

### HURD'S SUPER CAREER

- Senior wide receiver Jalen Hurd enjoyed a strong career at Tennessee before transferring to Waco and sitting out the 2017 season. He was named the 2018 Big 12 Offensive Newcomer of the Year.
- The Nashville, Tenn. native ranks 12th among active FBS players with 4,298 all-purpose yards in his career.
- Hurd ranks eighth among active players with 637 career rushing attempts and 20th with 2,847 rushing yards. The senior's 33 career touchdowns ranks 20th among all active players in FBS.
- Hurd has three 100-yard receiving games in 2018, including back-to-back games against OU and K-State.
- The senior scored both a rushing and receiving touchdown at Oklahoma, the third time in his career that he accomplished the feat. and first since October 31, 2015 at Kentucky.
- Hurd has 3+ receptions in all 12 games in 2018. **53 of his 69 receptions in 2018 have gone for a first down or a touchdown, fifth most in Power 5 and third in the Big 12.**

### 100-YARD PERFORMERS IN 2018

- In 2018, Baylor has 13 100-yard performances led by four from Jalen Hurd. The five 100-yard rushing games in 2018 are the first under head coach Matt Rhule at Baylor. Total includes rushing, receiving and combined.
- The Bears totaled ten 100-yard performances, all receiving, in 2017. Below is a breakdown of all 13 in 2018. Six different players have recorded a 100-yard game in 2018.
- Baylor is 5-1 this season in games with with two 100-yard performers.

Name	Opp.	Stats	Name	Opp.	Stats
JaMycal Hasty	ACU	102 rushing	John Lovett	OSU	104 rushing
John Lovett	ACU	115 rushing	Jalen Hurd	OSU	123 total
Jalen Hurd	at UTSA	136 receiving	Jalen Hurd	Iowa St.	127 total
Denzel Mims	at UTSA	133 receiving	John Lovett	Texas Tech	125 rushing
Jalen Hurd	at OU	104 receiving	Chris Platt	Texas Tech	114 receiving
Denzel Mims	at OU	114 receiving			
Trestan Ebner	K-State	100 rushing			
Jalen Hurd	K-State	135 receiving			

### RHULE TEAMS IN YEAR TWO

- Baylor head coach Matt Rhule has experienced rebuilding projects in his career before and his time at Temple is very similar to year one in Waco.
- After a 2-10 mark in 2013 with the Owls, Rhule guided the program to a 6-6 mark & bowl eligibility in 2014.
- Baylor finished 2017 with a 1-11 mark, but returned a large contingent of talent and one of the nation's most experienced rosters entering 2018 with a chance to make a big jump in year two.
- The Bears opened 2018 with victories in three of the first four games including a Big 12 opening day victory over Kansas. Baylor secured bowl eligibility in the final game of the regular season with a win over Texas Tech.

**2018 ROSTER FEATURES 14 GRADUATES**

- Preparing Champions for Life is not just a slogan at Baylor and coach Matt Rhule's team is proving it. The 2018 Baylor roster features 14 college graduates including three graduate transfers.
- The list of graduates are as follows: JaMycal Hasty, Jamie Jacobs, Lenoy Jones, Jr., Xavier Jones, Ira Lewis, Josh Malin, Ross Maticcik, Jalan McClendon, Chris Platt, Greg Roberts, Owen Rogers, Derrek Thomas, Verkedric Vaughns, Trevor White.
- Ten other members of the Baylor roster are scheduled to graduate in December. The Bears boast 20 seniors.

**OFFENSIVE LINE DUO HAS BIG OPPORTUNITY**

- Senior offensive linemen Blake Blackmar and Pat Lawrence have been anchors on the Baylor offensive line for the last two-plus seasons.
- Lawrence has made 37 consecutive starts, while Blackmar has been a starter in 36-straight games. The duo has each played in 50 games in their careers, tied for ninth-most in BU history.
- By starting all 12 games in 2018, Blackmar and Lawrence have both reached Baylor's all-time top 10 for games played. Below is the full list.

**ALL-TIME TOP 10 GAMES PLAYED**

Rk	Name	Games	Rk	Name	Games
1.	Jerod Monk (2009-13)	53	9.	Beau Blackshear (2012-15)	50
2.	Kyle Fuller (2013-16)	52		Ahmad Dixon (2010-13)	50
	Aaron Jones (2010-13)	52		Sam Holl (2010-13)	50
	Chris McAllister (2010-13)	52		Cameron Kaufhold (2009-12)	50
	Brody Trahan (2010-13)	52		Jarred Salubi (2009-12)	50
6.	Pat Levels (2013-16)	51		Lane Sampson (2009-12)	50
	Pat Colbert (2012-15)	51		Terrance Williams (2009-12)	50
	Cyril Richardson (2010-13)	51		Kendall Wright (2008-11)	50
				<b>Blake Blackmar (2015-current)</b>	<b>50</b>
				<b>Pat Lawrence (2015-current)</b>	<b>50</b>

**CLAY JOHNSTON ENJOYING BREAKOUT SEASON**

- Clay Johnston had a career day in Baylor's thrilling victory over Oklahoma State. The junior linebacker from Abilene had a career-best 17 total tackles, including 14 solo stops.
- Johnson's 14 solo tackles are the second-most by a FBS player in 2018 behind FIU's Sage Lewis (18).
- The junior tied Taylor Young (17, 2x) for the most in a game since Bryce Hager had 18 vs. K-State in 2013.
- Johnston averaged 13.3 tackles in the month of November and has 95 on the season (5th, Big 12). He has 61 solo stops on the year, which is fifth-best in the conference. He has five double-digit tackle games.
- Johnston has 95 tackles in 2018 after entering his junior season with only 80 total tackles from 2016-17.
- The third-year linebacker has 175 tackles, 18.5 TFL and 2.0 sacks in 32 career games (20 starts).
- Johnston was recognized as Big 12 Defensive Player of the Week on Nov. 5 and voted second team All-Big 12.

**MARQUES JONES EXCELS ON FIELD AND IN CLASSROOM**

- Baylor sophomore Marques Jones was a jack of all trades for the Bears on the gridiron in 2017. The McKinney, Texas native saw time at cornerback and wide receiver in addition to special teams.
- In addition to two tackles and a fumble recovery on defense and three catches on offense, Jones earned a 3.98 GPA in Electrical and Computer Engineering and was honored as a 2018 Gerald Lage Academic Achievement Award from Big 12.
- Jones was awarded with a scholarship at the conclusion of fall camp in 2018. He has played in 24 games in his career with eight starts. The junior has 20 receptions for 190 yards and one score in 2018.

**BREWER EXCELLING IN EARLY CAREER**

- Sophomore quarterback Charlie Brewer has played in 20 games in his career with 15 starts. The Austin native has passed for 4,197 yards in his career which ranks 11th in Baylor history.
- Brewer has passed for 209.9 yards per game in his career with 28 touchdowns and 12 interceptions. He has completed 63.9 percent of his passes (358-of-560). He also has six rushing touchdowns.
- **Brewer has completed 64.54 percent of his passes (313-of-485) in 16 career Big 12 games.**
- The Austin native have eclipsed 300 yards passing in six games, becoming the fifth player in program history with 6 games of 300+yards passing. He is joined by Bryce Petty, Robert Griffin III, Nick Florence and Seth Russell.
- Brewer has passed for 400+ yards twice, fifth most in BU history (Griffin, Petty, Szymanski, Florence).

**CAREER 300-YARD PASSING GAMES**

1.	Bryce Petty (2011-14, 25 starts)	16
2.	Robert Griffin III (2008-11, 40 starts)	13
3.	Nick Florence (2009-12, 20 starts)	9
4.	Seth Russell (2013-16, 17 starts)	6
	<b>Charlie Brewer (2017-, 15 starts)</b>	<b>6</b>

**CAREER COMPLETIONS OF 50+ YARDS**

58/TD	Trestan Ebner (at TCU, 2017)
56	Denzel Mims (at Kansas, 2017)
<b>55</b>	<b>Denzel Mims (ACU, 2018)</b>
54	Blake Lynch (at TCU, 2017)
52/TD	Trestan Ebner (WVU, 2017)
52	Blake Lynch (Texas, 2017)

**2018 HONORS**

**Grayland Arnold, CB**

2nd Team Preseason All-Big 12 (Phil Steele)  
3rd Team Preseason All-Big 12 (Athlon)

**Blake Blackmar, OL**

Honorable Mention All-Big 12 (coaches)  
CoSIDA Academic All-District

**Charlie Brewer, QB**

Earl Campbell Tyler Rose Week 2/13 Honorable Mention  
PFF National Team of the Week (Sept. 9)  
2nd Team Preseason All-Big 12 (Lindy's, Athlon)  
4th Team Preseason All-Big 12 (Phil Steele)  
2nd Team All-Texas Offense (DCTF)

**Jake Fruhmorgen, OL**

4th Team Preseason All-Big 12 (Phil Steele)

**Drew Galitz, P**

1st Team All-Big 12 (Coaches, PFF)  
Ray Guy Award Watch List  
Big 12 Special Teams Player of the Week (Sept. 24)  
1st Team Preseason All-Big 12 (Athlon)

**JaMycal Hasty, RB**

3rd Team Preseason All-Big 12 (Athlon)

**Jalen Hurd, WR**

Big 12 Offensive Newcomer of the Year (Coaches)  
Big 12 Co-Newcomer of the Week (Nov. 12)  
Biletnikoff Award Watch List  
Midseason All-Texas Team (DCTF)

**Clay Johnston, LB**

2nd Team All-Big 12 (Coaches)  
Big 12 Defensive Player of the Week (Nov. 12)  
2nd Team Preseason All-Big 12 (Phil Steele)

**Ira Lewis, DT**

1st Team Preseason All-Big 12 (Phil Steele)  
2nd Team Preseason All-Big 12 (Lindy's)  
2nd Team All-Texas Defense (DCTF)  
3rd Team Preseason All-Big 12 (Athlon)  
Nagurski Trophy Watch List  
Outland Trophy Watch List

**John Lovett, RB**

Earl Campbell Tyler Rose Week 1 Honorable Mention

**James Lynch, DL**

2nd Team All-Big 12 (Coaches)

**Connor Martin, PK**

3rd Team Preseason All-Big 12 (Athlon)  
4th Team Preseason All-Big 12 (Phil Steele)  
Lou Groza Award Watch List

**Ross Maticcik, LS**

Burlsworth Trophy Nominee  
2nd Team Preseason All-Big 12 (Phil Steele)

**Jalan McClendon, QB**

NFLPA Collegiate Bowl Selection

**Chris Miller, S**

Honorable Mention All-Big 12 (coaches)

**Denzel Mims, WR**

1st Team Preseason All-Big 12 (Phil Steele, Lindy's, Athlon)  
1st Team All-Texas Offense (DCTF)  
Biletnikoff Award Watch List  
The Earl Campbell Tyler Rose Award Watch List

**Chris Platt, WR**

2nd Team All-Texas Offense (DCTF)

**Greg Roberts, DE**

Honorable Mention All-Big 12 (coaches)

**Sam Tecklenburg, C**

3rd Team Preseason All-Big 12 (Phil Steele)  
Rimington Award Watch List

**Raleigh Texada, CB**

Honorable Mention All-Big 12 (coaches)

**Verkedric Vaughns, S**

Honorable Mention All-Big 12 (coaches)

# CAREER RECORDS UPDATE

## RECEIVING

### YARDS

#### CAREER LEADERS

PLAYER	SEASONS	REC	AVG	YDS
1. Kendall Wright	2008-11	302	13.26	4,004
2. Terrance Williams	2009-12	202	16.50	3,334
3. KD Cannon	2014-16	195	15.96	3,113
4. Tevin Reese	2010-13	187	16.59	3,102
5. Corey Coleman	2013-15	173	17.39	3,009
6. Gerald McNeil	1980-83	163	16.26	2,651
7. Reggie Newhouse	1999-02	183	13.95	2,552
8. Antwan Goodley	2011-14	150	15.77	2,366
9. Lawrence Elkins	1962-64	144	14.54	2,094
10. Melvin Bonner	1989-92	92	21.57	1,984
11. Trent Shelton	2003-06	155	12.76	1,978
12. Dominique Zeigler	2003-06	166	11.58	1,923
13. Laneous Sampson	2009-12	165	11.55	1,905
14. Denzel Mims	2016-current	114	15.88	1,810
15. Jay Lee	2012-15	101	16.83	1,700
16. Chris Platt	2015-current	97	16.77	1,627

### RECEPTIONS

#### CAREER LEADERS

PLAYER	SEASONS	YDS	AVG	REC
1. Kendall Wright	2008-11	4,004	13.26	302
2. Terrance Williams	2009-12	3,334	16.50	202
3. KD Cannon	2014-16	3,113	17.57	195
4. Tevin Reese	2010-13	3,102	16.59	187
5. Reggie Newhouse	1999-02	2,552	13.95	183
6. Corey Coleman	2013-15	3,009	17.39	173
7. Dominique Zeigler	2003-06	1,923	11.58	166
8. Laneous Sampson	2009-12	1,905	11.55	165
9. Gerald McNeil	1980-83	2,651	16.26	163
10. Trent Shelton	2003-06	1,978	12.76	155
11. Antwan Goodley	2011-14	2,366	15.77	150
12. Lawrence Elkins	1962-64	2,094	14.54	144
13. Robert Quiroga	2000-03	1,478	11.28	131
14. Levi Norwood	2011-14	1,626	12.70	128
15. Brandon Whitaker	2003-07	782	6.52	120
16. David Gettis	2006-09	1,555	13.41	116
17. Denzel Mims	2016-current	1,810	15.88	114
18. Jay Lee	2012-15	1,700	16.83	101
19. Kalief Muhammad	1993-96	1,300	13.27	98
20. Chris Platt	2015-current	1,627	16.77	97

### TOUCHDOWNS

#### CAREER LEADERS

PLAYER	SEASONS	REC	YDS	TD
1. Corey Coleman	2013-15	173	3,009	33
2. Kendall Wright	2008-11	302	4,004	30
3. Terrance Williams	2009-12	202	3,334	27
4. KD Cannon	2014-16	195	3,113	27
5. Tevin Reese	2010-13	187	3,102	24
6. Antwan Goodley	2011-14	150	2,366	21
7. Lawrence Elkins	1962-64	144	2,094	19
8. Melvin Bonner	1989-92	92	1,984	19
9. Gerald McNeil	1980-83	163	2,651	17
10. Denzel Mims	2016-curr.	114	1,810	16

### RECEPTIONS OF 70+ YARDS

#### CAREER LEADERS

PLAYER	SEASONS	TOTAL
1. Melvin Bonner	1989-92	6
2. Terrance Williams	2009-12	5
Chris Platt	2015-current	5
4. KD Cannon	2014-16	3
Corey Coleman	2013-15	3
6. Tevin Reese	2010-13	2
Antwan Goodley	2011-14	2
Denzel Mims	2016-current	2
9. 32 times		1

## PASSING

### COMPLETION PERCENTAGE

#### CAREER LEADERS MINIMUM 250 ATTEMPTS

PLAYER	SEASONS	ATT	CMP	PCT
1. Robert Griffin III	2008-11	1,192	800	.671
-- Charlie Brewer	2017-	560	358	.639
2. Bryce Petty	2011-14	845	530	.627
3. Nick Florence	2009-12	754	466	.618
4. Shawn Bell	2003-06	914	559	.612

### PASSING EFFICIENCY

#### CAREER LEADERS MINIMUM 300 ATTEMPTS

PLAYER	SEASONS	CMP	ATT	PCT	YDS	TD	INT	RATING
1. Bryce Petty	2011-14	530	845	.627	8,195	62	10	166.03
2. Seth Russell	2013-16	345	606	.569	5,461	60	18	159.40
3. Robert Griffin III	2008-11	800	1,192	.671	10,366	78	17	158.90
4. Nick Florence	2009-12	466	754	.618	6,301	41	22	144.11
-- Charlie Brewer	2017-	358	560	.639	4,197	28	12	139.10
5. J.J. Joe	1990-93	347	665	.522	5,995	31	28	134.87
6. Shawn Bell	2003-06	559	914	.612	5,666	38	17	123.23

### YARDS

#### CAREER LEADERS

PLAYER	SEASONS	ATT	CMP	PCT	YDS
1. Robert Griffin III	2008-11	1,192	800	.671	10,366
2. Bryce Petty	2011-14	845	530	.627	8,195
3. Nick Florence	2009-12	754	466	.618	6,301
4. J.J. Joe	1990-93	665	347	.522	5,995
5. Shawn Bell	2003-06	914	559	.612	5,666
6. Jeff Watson	1994-97	802	425	.530	5,531
7. Seth Russell	2013-16	606	345	.569	5,461
8. Cody Carlson	1983-86	705	366	.519	5,411
9. Brad Goebel	1987-90	730	375	.514	5,026
10. Neal Jeffrey	1972-74	603	321	.532	4,341
11. Charlie Brewer	2017-curr.	560	358	.639	4,197

### ATTEMPTS

#### CAREER LEADERS

PLAYER	SEASONS	CMP	YDS	ATT
1. Robert Griffin III	2008-11	800	10,366	1,192
2. Shawn Bell	2003-06	559	5,666	914
3. Bryce Petty	2011-14	530	8,195	845
4. Jeff Watson	1994-97	425	5,531	802
5. Nick Florence	2009-12	466	6,301	754
6. Brad Goebel	1987-90	375	5,026	730
7. Cody Carlson	1983-86	366	5,411	705
8. Blake Szymanski	2006-09	387	4,166	678
9. J.J. Joe	1990-93	347	5,995	665
10. Jermaine Alfred	1995-99	322	3,968	644
-- Charlie Brewer	2017-curr.	358	4,197	560

### COMPLETIONS

#### CAREER LEADERS

PLAYER	SEASONS	ATT	YARDS	CMP
1. Robert Griffin III	2008-11	1,192	10,366	800
2. Shawn Bell	2003-06	914	5,666	559
3. Bryce Petty	2011-14	845	8,195	530
4. Nick Florence	2009-12	754	6,301	466
5. Jeff Watson	1994-97	802	5,531	425
6. Brad Goebel	1987-90	730	5,026	375
7. Cody Carlson	1983-86	705	5,411	366
8. Charlie Brewer	2017-	560	4,197	358

**TOUCHDOWNS**

**CAREER LEADERS**

PLAYER	SEASONS	YDS	INT	TD
1. Robert Griffin III	2008-11	10,366	16	78
2. Bryce Petty	2011-14	8,195	10	62
3. Seth Russell	2013-16	5,461	18	60
4. Nick Florence	2009-12	6,301	22	41
5. Shawn Bell	2003-04	5,666	17	38
6. Cody Carlson	1983-86	5,411	34	32
7. J.J. Joe	1990-93	5,995	28	31
8. Jeff Watson	1994-97	5,531	27	30
9. Terry Southall	1964-66	4,100	45	29
Tom Muecke	1982-85	3,688	27	29
-- Charlie Brewer	2017-	4,197	12	28

**TOUCHDOWN-TO-INTERCEPTION RATIO**

**CAREER LEADERS MINIMUM 20 TOUCHDOWNS**

PLAYER	SEASONS	TD	INT	PCT.
1. Bryce Petty	2011-14	62	10	6.200
2. Robert Griffin III	2008-11	78	16	4.875
3. Seth Russell	2013-16	60	18	3.333
4. Charlie Brewer	2017-	28	12	2.333
5. Shawn Bell	2003-06	38	17	2.235
6. Nick Florence	2009-12	41	22	1.864
7. Adrian Burk	1948-49	20	13	1.538
8. Jeff Watson	1994-97	30	27	1.111
9. J.J. Joe	1990-93	31	28	1.107
10. Tom Muecke	1982-85	29	27	1.074
11. Blake Szymanski	2006-08	26	25	1.040

**INTERCEPTION PERCENTAGE**

**CAREER LEADERS MINIMUM 300 ATTEMPTS**

PLAYER	SEASONS	INT	ATT	PCT.
1. Bryce Petty	2011-14	10	845	.0118
2. Robert Griffin III	2008-11	17	1,192	.0142
3. Shawn Bell	2003-06	17	914	.0186
-- Charlie Brewer	2017-	12	560	.0214
4. Nick Florence	2009-12	22	754	.0292
5. Seth Russell	2013-16	18	606	.0336
6. Jeff Watson	1994-97	27	802	.0337
7. Jermaine Alfred	1995-99	22	644	.0342
8. Zach Smith	2016-17	15	397	.0378
9. Adrian Burk	1948-49	13	312	.0417
10. J.J. Joe	1990-93	28	665	.0421
11. Don Trull	1961-63	24	537	.0447

**RUSHING**

**YARDS**

**CAREER LEADERS**

PLAYER	SEASONS	ATT	AVG	YDS
1. Shock Linwood	2013-16	713	5.91	4,213
2. Walter Abercrombie	1978-81	732	5.01	3,665
..				
23. Brandell Jackson	1992-94	290	5.11	1,482
24. Pat McNeil	1973-75	277	5.28	1,462
25. Steve Beaird	1973-74	335	4.33	1,449
26. L.G. Dupre	1952-54	311	4.58	1,423
27. John Henry	1990-93	285	4.82	1,375
28. Ronnie Bull	1959-61	295	4.59	1,354
29. Del Shofner	1954-56	220	6.12	1,346
30. Gary Lacy	1972-73	314	4.25	1,335
31. JaMycal Hasty	2016-current	269	4.88	1,313
32. Jarred Salubi	2009-12	250	5.23	1,308
33. Devin Chafin	2013-15	222	5.68	1,261
34. Bradford Lewis	1991-94	324	3.80	1,230
35. Mathew Williams	1970-71	339	3.48	1,180
36. Gary Blair	1976-77	292	4.01	1,170
37. Brandon Whitaker	2003-07	275	4.25	1,169
38. Allen Rice	1982-83	238	4.25	1,011
-- John Lovett	2017-current	198	5.01	991

**SCORING**

**FIELD GOALS MADE**

**CAREER LEADERS**

PLAYER	SEASONS	PCT	FGA	FGM
1. Aaron Jones	2010-13	.628	94	59
2. Jeff Ireland	1988-91	.563	80	45
3. Terry Syler	1985-88	.731	52	38
4. Chris Callahan	2014-16	.667	54	36
5. Connor Martin	2016-current	.739	46	34

**FIELD GOAL PERCENTAGE**

**CAREER LEADERS MINIMUM 8 MADE**

PLAYER	SEASONS	FGM	FGA	PCT
1. Connor Martin	2016-current	34	46	.739
2. Terry Syler	1985-88	38	52	.731
3. Ryan Havens	2003-06	27	37	.730

**CAREER LEADERS**

PLAYER	SEASONS	FG	PAT	PTS
1. Aaron Jones	2010-13	59	274	451
2. Chris Callahan	2014-16	36	211	319
3. Terry Syler	1985-88	38	101	215
4. Jeff Ireland	1988-91	45	78	213
5. Robert Bledsoe	1977-80	31	111	204
6. Jarvis Van Dyke	1993-95	29	110	197
7. Marty Jimmerson	1981-84	31	88	181
8. Connor Martin	2016-current	34	71	173

**TOTAL OFFENSE**

**TOTAL PLAYS**

**CAREER LEADERS**

PLAYER	SEASONS	RUSH	PASS	PLAYS
1. Robert Griffin III	2008-11	528	1,192	1,720
2. J.J. Joe	1990-93	408	665	1,073
3. Bryce Petty	2011-14	192	845	1,037
4. Jeff Watson	1994-97	216	802	1,018
5. Shawn Bell	2003-06	101	914	1,015
6. Nick Florence	2009-12	205	754	959
7. Brad Goebel	1987-90	171	730	901
8. Cody Carlson	1983-86	195	705	900
9. Blake Szymanski	2006-09	127	678	805
Seth Russell	2012-16	199	606	805
-- Charlie Brewer	2017-	182	560	742

**TOTAL YARDS**

**CAREER LEADERS**

PLAYER	SEASONS	RUSH	PASS	YDS
1. Robert Griffin III	2008-11	2,254	10,366	12,620
..				
7. Shawn Bell	2003-06	-212	5,666	5,454
8. Brad Goebel	1987-90	-310	5,026	4,716
9. Charlie Brewer	2017-	432	4,197	4,629
10. Don Trull	1961-63	358	4,143	4,501

**DEFENSE**

**SACKS**

**CAREER LEADERS**

PLAYER	SEASONS	SACKS
1. Shawn Oakman	2013-15	17.5
...		
6. James Francis	1986-89	13.5
Matthew Pearson	1991-92	13.5
8. John Garrett	2000-03	13.0
Jamal Palmer	2012-15	13.0
10. K.J. Smith	2014-17	12.0
Santana Dotson	1988-91	12.0
Glenn Coy	1994-97	12.0
-- James Lynch	2017-current	8.5



# SEASON RECORDS UPDATE

## RECEIVING

### YARDS

#### SEASON LEADERS

PLAYER	SEASON	REC	AVG	YDS
1. Terrance Williams	2012	97	18.89	1,832
2. Kendall Wright	2011	108	15.40	1,663
3. Corey Coleman	2015	74	18.42	1,363
4. Antwan Goodley	2013	71	18.86	1,339
5. KD Cannon	2016	87	13.96	1,215
6. Reggie Newhouse	2002	75	15.20	1,140
7. Corey Coleman	2014	64	17.48	1,119
8. Denzel Mims	2017	61	17.82	1,087
9. Gerald McNeil	1983	62	16.68	1,034
10. KD Cannon	2014	58	17.76	1,030
11. Terrance Williams	2011	59	16.22	957
Tevin Reese	2012	53	18.06	957
-- Jalen Hurd	2018	69	13.71	946

### RECEPTIONS

#### SEASON LEADERS

PLAYER	SEASON	YDS	AVG	REC
1. Kendall Wright	2011	1,663	15.40	108
--				
4. Kendall Wright	2010	952	12.21	78
5. Reggie Newhouse	2002	1,140	15.20	75
6. Corey Coleman	2015	1,363	18.42	74
7. Antwan Goodley	2013	1,339	18.86	71
8. Lawrence Elkins	1963	873	12.47	70
9. Jalen Hurd	2018	946	13.71	69
10. Kendall Wright	2009	740	11.21	66

#### SEASON LEADERS

PLAYER	SEASON	REC	YDS	TD
1. Corey Coleman	2015	74	1,363	20
2. Kendall Wright	2011	106	1,663	14
3. Antwan Goodley	2013	71	1,339	13
KD Cannon	2016	87	1,215	13
5. Terrance Williams	2012	97	1,832	12
6. Melvin Bonner	1992	39	818	11
Terrance Williams	2011	59	957	11
Corey Coleman	2014	64	1,119	11
9. Tevin Reese	2012	53	957	9
10. Lawrence Elkins	1963	70	873	8
Gerald McNeil	1983	62	1,034	8
Bruce Davis	1983	42	755	8
Reggie Newhouse	2001	61	706	8
Trent Shelton	2006	53	802	8
Thomas White	2007	34	475	8
Levi Norwood	2013	47	733	8
Tevin Reese	2013	38	867	8
KD Cannon	2014	58	1,030	8
Ish Zamora	2016	63	809	8
Denzel Mims	2017	61	1,087	8
Denzel Mims	2018	49	699	8

## PASSING

### YARDS

#### SEASON LEADERS

PLAYER	SEASON	ATT	CMP	PCT	YDS
1. Nick Florence	2012	464	286	.616	4,309
--					
4. Bryce Petty	2014	377	234	.621	3,855
5. Robert Griffin III	2010	454	304	.670	3,501
6. Blake Szymanski	2007	461	264	.573	2,844
7. Shawn Bell	2006	383	241	.629	2,582
8. Charlie Brewer	2018	356	219	.615	2,635

## ATTEMPTS

### SEASON LEADERS

PLAYER	SEASON	YDS	PCT	CMP	ATT
1. Nick Florence	2012	4,309	.616	286	464
2. Blake Szymanski	2007	2,844	.573	264	461
3. Robert Griffin III	2010	3,501	.670	304	454
4. Bryce Petty	2014	3,855	.631	270	428
5. Bryce Petty	2013	4,200	.620	250	403
6. Robert Griffin III	2011	4,293	.724	291	402
7. Shawn Bell	2006	2,582	.629	241	383
8. Charlie Brewer	2018	2,635	.615	219	356

### COMPLETIONS

#### SEASON LEADERS

PLAYER	SEASON	ATT	YARDS	CMP
1. Robert Griffin III	2010	454	3,501	304
--				
5. Blake Szymanski	2007	461	2,844	264
6. Bryce Petty	2013	403	4,200	250
7. Shawn Bell	2006	383	1,582	241
8. Charlie Brewer	2018	356	2,635	219

### COMPLETION PERCENTAGE

#### SEASON LEADERS MINIMUM 125 ATTEMPTS

PLAYER	SEASON	ATT	CMP	PCT
1. Robert Griffin III	2011	402	291	.724
2. Charlie Brewer	2017	204	139	.681
3. Robert Griffin III	2010	454	304	.670
4. Bryce Petty	2014	428	270	.631
5. Shawn Bell	2006	383	241	.629
6. Nick Florence	2009	266	165	.626
7. Bryce Petty	2013	250	403	.620
8. Nick Florence	2012	464	286	.616
-- Charlie Brewer	2018	356	219	.615

### TOUCHDOWNS

#### SEASON LEADERS

PLAYER	SEASON	ATT	CMP	YDS	TD
1. Robert Griffin III	2011	402	291	4,293	37
2. Nick Florence	2012	464	286	4,309	33
3. Bryce Petty	2013	403	250	4,200	32
4. Bryce Petty	2014	428	270	3,855	29
Seth Russell	2015	200	119	2,104	29
6. Blake Szymanski	2007	461	264	2,844	22
Robert Griffin III	2010	454	304	3,501	22
8. Seth Russell	2016	278	152	2,126	20
9. Shawn Bell	2006	383	241	2,582	19
10. Charlie Brewer	2018	356	219	2,635	17

## TOTAL OFFENSE

### TOTAL PLAYS

#### SEASON LEADERS

PLAYER	SEASON	RUSH	PASS	PLAYS
1. Robert Griffin III	2010	149	454	603
--				
4. Blake Szymanski	2007	61	461	522
5. Bryce Petty	2014	84	428	512
6. Bryce Petty	2013	94	403	497
7. Charlie Brewer	2018	117	356	473

### TOTAL YARDS

#### SEASON LEADERS

PLAYER	SEASON	RUSH	PASS	YDS
1. Robert Griffin III	2011	699	4,293	4,992
2. Nick Florence	2012	568	4,309	4,877
3. Bryce Petty	2013	209	4,200	4,409
4. Robert Griffin III	2010	635	3,501	4,136
5. Bryce Petty	2014	101	3,855	3,956
6. Blake Szymanski	2007	98	2,844	2,942
7. Robert Griffin III	2008	843	2,091	2,934
8. Charlie Brewer	2018	266	2,635	2,901



**TOUCHDOWN RESPONSIBILITY**

**CAREER LEADERS PASSING & RUSHING**

PLAYER	SEASONS	RUSH	PASS	TD
1. Robert Griffin III	2008-11	33	78	111
2. Bryce Petty	2011-14	21	62	83
3. Seth Russell	2013-16	20	60	80
4. Nick Florence	2009-12	14	41	55
5. J.J. Joe	1990-93	12	31	43
6. Don Trull	1961-63	18	23	41
7. Shawn Bell	2003-06	1	38	39
8. Cody Carlson	1983-86	5	32	37
Jeff Watson	1994-97	7	30	37
10. Alfred Anderson	1980-83	35	0	35
Tom Muecke	1982-85	6	29	35
-- Charlie Brewer	2017-	6	28	34

**SEASON LEADERS PASSING & RUSHING**

PLAYER	SEASON	RUSH	PASS	TD
1. Robert Griffin III	2011	10	37	47
2. Bryce Petty	2013	14	32	46
3. Nick Florence	2012	10	33	43
4. Bryce Petty	2014	6	29	35
5. Robert Griffin III	2010	8	22	30
6. Robert Griffin III	2008	13	15	28
Seth Russell	2016	8	20	28
8. Blake Szymanski	2007	1	22	23
Charlie Brewer	2018	6	17	23
10. Don Trull	1963	10	12	22

**ALL-PURPOSE**

**TOTAL NET YARDS**

**SEASON LEADERS**

PLAYER	SEASON	RUSH	REC	KR	PR	YDS
1. Terrance Williams	2012	14	1,832	0	0	1,846
2. Kendall Wright	2011	72	1,663	37	0	1,772
3. Terrance Ganaway	2011	1,547	52	0	0	1,599
4. Jerod Douglas	1995	1,114	81	399	0	1,594
5. Corey Coleman	2015	111	1,363	36	9	1,519
6. Shock Linwood	2015	1,329	71	0	0	1,400
7. Antwan Goodley	2013	33	1,339	25	0	1,397
8. Brandell Jackson	1993	899	91	357	0	1,347
9. Shock Linwood	2014	1,252	90	0	0	1,342
10. Steve Beaird	1974	1,104	233	0	0	1,327
-- Jalen Hurd	2018	209	946	0	13	1,168

**DEFENSE**

**SACKS**

**SEASON LEADERS**

PLAYER	SEASON	SACKS
1. Shawn Oakman	2014	11.0
2. Matthew Pearson	1992	10.5
3. John Garrett	2003	10.0
4. Charles Benson	1982	8.5
5. K.J. Smith	2016	7.0
Kent Townsend	1983	7.0
Robin Jones	1991	7.0
Albert Fontenot	1992	7.0
Scotty Lewis	1993	7.0
10. Chris McAllister	2013	6.5
-- James Lynch	2018	5.5

**PASSING**

**YARDS**

1. 4,757	2014
2. 4,668	2013
3. 4,569	2011
4. 4,427	2012
5. 3,764	2015
6. 3,652	2016
7. 3,649	2010
8. 3,452	2017
9. <b>3,386</b>	<b>2018</b>
10. 3,300	2006

**YARDS PER GAME**

1. 365.9	2014
2. 359.1	2013
3. 351.5	2011
4. 340.5	2012
5. 289.5	2015
6. 287.7	2017
7. <b>282.2</b>	<b>2018</b>
8. 280.9	2016
9. 280.7	2010
10. 275.0	2006

**ATTEMPTS**

1. 561	2007
2. 519	2014
3. 510	2006
4. 480	2016
5. 475	2012
6. 471	2010
7. 462	2017
8. <b>451</b>	<b>2018</b>
9. 448	2013
10. 437	2001

**COMPLETIONS**

1. 323	2014
2. 313	2010
3. 309	2007
4. 307	2006
307	2011
6. 294	2012
7. 277	2013
8. <b>275</b>	<b>2018</b>
9. 269	2016
269	2017

**COMPLETION PERCENTAGE**

1. 72.41	2011
2. 66.45	2010
3. 62.24	2014
4. 61.95	2009
5. 61.89	2012
6. 61.83	2013
7. <b>60.98</b>	<b>2018</b>
8. 60.20	2006
9. 59.49	2004
10. 58.87	2015

**TOTAL OFFENSE**

**TOTAL PLAYS**

1. 1,138	2014
2. <b>1,108</b>	<b>2016</b>
3. 1,103	2015
4. 1,074	2013
5. 1,072	2012
6. 1,000	2011
7. 939	2010
8. <b>907</b>	<b>2018</b>
9. 901	1980
10. 892	1986

**TOTAL YARDS**

1. 8,044	2013
2. 8,011	2015
3. 7,632	2011
4. 7,559	2014
5. 7,439	2012
6. 6,795	2016
7. 6,179	2010
8. <b>5,300</b>	<b>2018</b>
9. 4,859	2017
10. 4,848	1980

**FIRST DOWNS**

1. 391	2014
2. 383	2015
3. 377	2011
4. 372	2013
5. 368	2012
6. 329	2016
7. 309	2010
8. <b>301</b>	<b>2018</b>
9. 254	1986
254	1983

**YARDS PER PLAY**

1. 7.63	2011
2. 7.49	2013
3. 7.26	2015
4. 6.94	2012
5. 6.64	2014
6. 6.58	2010
7. 6.13	2016
8. 5.90	2008
9. 5.84	1992
-- <b>5.84</b>	<b>2018</b>

**YARDS PER GAME**

1. 618.8	2013
2. 616.2	2015
3. 587.1	2011
4. 581.5	2014
5. 572.2	2012
6. 522.7	2016
7. 475.3	2010
8. <b>441.7</b>	<b>2018</b>
9. 440.7	1980
10. 438.8	1986

## DEPTH CHART VS. TEXAS TECH

## OFFENSE

<b>WR</b>	<b>14 CHRIS PLATT (5-11, 170, SR.)</b>
	84 Marques Jones (6-2, 204, Jr.)
	81 Tyquan Thornton (6-3, 165, Fr.)
<b>WR</b>	<b>5 JALEN HURD (6-4, 217, SR.)</b>
	21 Josh Fleeks (5-11, 181, Fr.)
<b>LT</b>	<b>76 CONNOR GALVIN (6-7, 295, FR.)</b>
	69 Josh Malin (6-6, 301, Sr.)
<b>LG</b>	<b>57 JOHNCARLO VALENTIN (6-4, 332, JR.)</b>
	55 Xavier Newman (6-3, 305, So.)
<b>C</b>	<b>52 SAM TECKLENBURG (6-4, 306, Jr.)</b>
	64 Ryan Miller (6-2, 290, So.)
<b>RG</b>	<b>72 BLAKE BLACKMAR (6-5, 326, SR.)</b>
	65 Christian Beard (6-3, 298, Sr.)
<b>RT</b>	<b>77 PATRICK LAWRENCE (6-6, 311, SR.)</b>
	63 Jake Fruhmorgen (6-6, 293, Jr.)
<b>TE</b>	<b>87 CHRISTOPH HENLE (6-6, 251, FR.)</b>
	82 Tyler Henderson (6-4, 244, R-Fr.)
<b>WR</b>	<b>15 DENZEL MIMS (6-3, 208, JR.)</b>
	17 Pooh Stricklin (6-2, 185, Jr.)
<b>QB</b>	<b>12 CHARLIE BREWER (6-1, 202, SO.) OR</b>
	<b>19 JALAN MCCLENDON (6-5, 219, SR.)</b>
	11 Gerry Bohanon (6-3, 224, Fr.)
<b>RB</b>	<b>6 JAMYCAL HASTY (5-9, 211, JR.)</b>
	7 John Lovett (6-0, 203, So.)
	25 Trestan Ebner (5-11, 203, So.)

## DEFENSE

<b>END</b>	<b>93 JAMES LYNCH (6-4, 285, SO.)</b>
	43 James Lockhart (6-3, 261, Jr.)
<b>NT</b>	<b>9 IRA LEWIS (6-3, 290, SR.)</b>
	90 Tyrone Hunt (6-4, 300, Jr.)
<b>DT</b>	<b>99 BRAVVION ROY (6-1, 330, JR.)</b>
	98 Chidi Ogbonnaya (6-5, 290, R-Fr.)
<b>RUSH</b>	<b>52 GREG ROBERTS (6-5, 264, SR.)</b>
	48 BJ Thompson (6-6, 222, So.)
<b>WLB</b>	<b>38 JORDAN WILLIAMS (6-0, 220, JR.)</b>
	24 Jalen Pitre (6-0, 206, So.)
<b>MLB</b>	<b>44 CLAY JOHNSTON (6-1, 226, JR.)</b>
	46 Ross Maticcik (6-0, 230, Jr.)
<b>SLB</b>	<b>21 BLAKE LYNCH (6-3, 213, JR.)</b>
	41 Jake Copeland (6-0, 206, So.)
<b>CB</b>	<b>23 DERREK THOMAS (6-3, 196, SR.)</b>
	27 Kalon Barnes (6-0, 179, Fr.)
<b>RS</b>	<b>3 CHRIS MILLER (6-0, 188, JR.)</b>
	29 Christian Morgan (6-1, 200, Fr.)
<b>LS</b>	<b>1 VERKEDRIC VAUGHNS (5-10, 193, SR.)</b>
	22 JT Woods (6-2, 183, Fr.)
<b>CB</b>	<b>13 RALEIGH TEXADA (5-10, 176, SO.)</b>
	11 Jameson Houston (5-11, 196, Jr.)

## SPECIAL TEAMS

<b>FG</b>	<b>96 CONNOR MARTIN (5-9, 173, JR.)</b>
	36 Drew Galitz (6-0, 221, Sr.)
<b>KO</b>	<b>36 DREW GALITZ (6-0, 221, SR.)</b>
	89 Jay Sedwick (6-0, 196, So.)
<b>P</b>	<b>36 DREW GALITZ (6-0, 221, SR.)</b>
	97 Issac Power (6-1, 208, Fr.)
<b>KR</b>	<b>14 CHRIS PLATT (5-11, 170, SR.)</b>
	21 Josh Fleeks (5-11, 181, Fr.)
<b>PR</b>	<b>17 POOH STRICKLIN (6-2, 185, JR.)</b>
	13 RJ Sneed (6-2, 190, So.)
<b>LS</b>	<b>46 ROSS MATISCICK (6-0, 230, JR.)</b>
<b>SS</b>	<b>51 CHRIS LUTZEL (5-9, 191, JR.)</b>
<b>H</b>	<b>36 DREW GALITZ (6-0, 221, SR.)</b>
	89 Jay Sedwick (6-0, 196, So.)

## CAREER STARTS

40	Jalen Hurd (29)
37	Blake Blackmar, Patrick Lawrence
31	Ira Lewis
27	Sam Tecklenburg
25	Chris Platt, Greg Roberts
22	Denzel Mims
20	Clay Johnston
18	Blake Lynch, Verkedric Vaughns
15	Grayland Arnold, Charlie Brewer, Bravvion Roy
14	Harrison Hand, Jordan Williams
13	Derrek Thomas (3)
12	Jake Fruhmorgen (9), JaMycal Hasty, James Lynch, Chris Miller
11	Tyrone Hunt, Xavier Newman
10	Henry Black
9	Jalen Pitre
8	Marques Jones, Johncarlo Valentin
7	John Lovett
6	Raleigh Texada
5	Connor Galvin, Christoph Henle, Pooh Stricklin
4	Gavin Holmes, Jameson Houston, Xavier Jones, Josh Malin, Deonte Williams
3	Jared Atkinson, Christian Morgan, BJ Thompson
2	Eleasah Anderson, Terrel Bernard, Kyle Boyd, Lenoy Jones Jr., James Lockhart, Ross Maticcik, Ryan Miller, Tyquan Thornton
1	Kalon Barnes, Christian Beard, Josh Fleeks, Tyler Henderson, Jalan McClendon, Jairon McVea, Rob Saulin, RJ Sneed

## CONSECUTIVE STARTS

37	Patrick Lawrence
36	Blake Blackmar
24	Ira Lewis, Sam Tecklenburg

## CAREER GAMES PLAYED

50	Blake Blackmar, Pat Lawrence
46	Verkedric Vaughns
45	Jalen Hurd (33)
43	Drew Galitz
42	Ira Lewis, Chris Platt
41	Greg Roberts
38	Derrek Thomas (26)
37	Ross Maticcik, Sam Tecklenburg, Jordan Williams
35	Henry Black
34	Jameson Houston, Blake Lynch, Josh Malin, Denzel Mims
33	Tyrone Hunt, Chris Lutzel, Bravvion Roy
32	Clay Johnston
30	JaMycal Hasty, Chris Miller, Pooh Stricklin
29	Jalan McClendon (20)
28	James Lockhart (16)
27	Xavier Jones, Trevor White
26	Jake Fruhmorgen (19), Connor Martin
25	Jared Atkinson, Marques Jones, Jalen Pitre
24	Grayland Arnold
23	Trestan Ebner, James Lynch
22	Lenoy Jones Jr., Harrison Hand, John Lovett, Jairon McVea, Ryan Miller
20	Charlie Brewer
19	Chad Kelly
18	BJ Thompson
17	Xavier Newman
16	Deonte Williams
15	Zeke Brown
14	Raleigh Texada
13	Terrel Bernard, Koby Bullard
12	Kalon Barnes, Connor Galvin, Tyler Henderson, Christoph Henle, Christian Morgan, Owen Rogers, Tyquan Thornton
11	Josh Fleeks, Gavin Holmes, Chidi Ogbonnaya,
10	Christian Beard (2), Jake Copeland, Rob Saulin, Jay Sedwick, RJ Sneed, Johncarlo Valentin
8	Ashton Logan
7	Russell Morrison
6	Abram Smith
5	Cody George, Khalil Keith
4	Eleasah Anderson
3	Dru Dixon, BJ Hanspard, Preston Heard, Dalton Justice, Mark Milton, Jason Moore, Marje Smith
2	Gerry Bohanon, Henry Klinge, Ben Sims, Bralen Taylor, Squirl Williams
1	Zack Bennema, Garret McGuire, Thor Rodoni, Ty Smith, Jim Threet

*(Italics represent previous school total)*

## PRONUNCIATION GUIDE

ELEASAH Anderson	ELLY-aye-suh
GRAYLAND Arnold	GRAY-lund
KALON Barnes	KAY-lun
TERREL Bernard	TUH-rell
GERRY Bohanon	Gary
Trestan EBNER	EBB-nurr
Jake FRUHMORGEN	froo-MOHR-gen
Drew GALITZ	GAY-litz
CHRISTOPH HENLE	KRISS-toff HEN-lee
MARQUES Jones	MAR-kuss
XAVIER Jones	ex-AY-vee-uhr
KHALIL Keith	KUH-leal
Henry KLINGE	Cling
Josh MALIN	MAY-luhn
Ross MATISCICK	Mat-IZ-sick
JALAN McClendon	JAY-len

JAIRON MCVEA	JARE-un MICK-vay
XAVIER Newman	ex-AY-vee-uhr
CHIDI OGBONNAYA	CHEE-dee OH-buh-nye-uh
Frank OKAM	OH-cam
Jalen PITRE	PEE-tree
Thor RODONI	RUH-dohn-ee
BRAVVION Roy	BRAY-vee-on
Rob SAULIN	SALL-in
MARJE Smith	MAR-jay
BRALEN Taylor	BRAY-lin
RALEIGH TEXADA	RAW-lee tuh-HAH-duh
TYQUAN Thornton	tye-KWON
Johncarlo VALENTIN	Val-in-tine
VERKEDRIC Vaughns	vur-KED-rick

# PLAYER SPOTLIGHTS



27

## KALON BARNES

CB • 6-0 • 179 • FR. • HS  
SILSBEE, TEXAS (SILSBEE HS)

One of the fastest player in the nation, regardless of class ... all conditions 100 meter personal best of 10.04 ... 200m PR is 20.55 ... won Texas high school 100 and 200 meter titles in both 2017 and 2018 ... nickname is "Boogie."

**2018 (Freshman):** Appeared in 11 of 12 games this season ... Made an appearance vs. TCU (11/17), but did not record a stat ... Made one tackle at Iowa State (11/10) ... Tallied a career-high 3 tackles vs. Oklahoma State, all solo (11/3) ... Had 1 tackle at Texas (10/13) ... Made his first collegiate start vs. Kansas State (10/6) at corner ... Finished with 1 tackle and had 1 of Baylor's 2 pass breakups on the day ... Made his career debut vs. Abilene Christian (9/1) at corner ... Has played in all five games so far on the season, making one tackle vs. ACU, UTSA and Duke ... Made an appearance vs. Kansas but did not record a stat ... Made an appearance at OU but did not record a stat.

### BARNES CAREER STATISTICS

DEFENSIVE									
YEAR	G/GS	UT	AT	TT	TFL-YD	QBS-YD	FF/FR	PBU	INT-YD
2018	11/1	7	3	10	0-0	0-0	0/0	1	0-0

### DEFENSIVE CAREER BESTS

**Tackles:** 3, vs. Oklahoma State (11/3/18)  
**Solo Tackles:** 3, vs. Oklahoma State (11/3/18)  
**Tackles-For-Loss:** N/R  
**Interceptions:** N/R  
**Forced Fumbles:** N/R  
**Fumble Recoveries:** N/R  
**Pass Breakups:** 1, vs. Kansas State (10/6/18)



26

## TERREL BERNARD

LB • 6-1 • 210 • R-FR. • HS  
LA PORTE, TEXAS (LA PORTE HS)

**2018 (RS Freshman):** 2018 Big 12 All-Academic first team ... Appeared in 10 of 12 games this season, making two starts ... Made his second collegiate start at Iowa State (11/10), collected 4 tackles, 2 solo ... Made his first collegiate start vs. Oklahoma State (11/3), had 6 tackles, 1 shy of his career-high, 3 solo and 0.5 TFL ... Made 2 tackles at West Virginia (10/25) ... Collected 5 tackles (2 solo) at Texas (10/13) ... Had seven tackles in back-to-back games (vs. UTSA, vs. Duke, vs. Kansas) ... Had 5 tackles with one half TFL at Oklahoma ... Made his career debut vs. Abilene Christian ... recorded his first-career interception with a return for 28 yards vs. ACU and finished with one tackle ... recorded his first-career sack for 12 yards at UTSA (9/8).

### BERNARD CAREER STATISTICS

DEFENSIVE									
YEAR	G/GS	UT	AT	TT	TFL-YD	QBS-YD	FF/FR	PBU	INT-YD
2017	2/0	0	0	0	0-0	0-0	0/0	0	0-0
2018	10/2	22	22	44	3.0-15	1-12	0/0	1	0-0
CAREER	12/2	22	22	44	3.0-15	1-12	0/0	1	0-0

### CAREER BESTS

**Tackles:** 7, three times, last vs. Kansas (9/22/18)  
**Solo Tackles:** 5 vs. Kansas (9/22/18)  
**Tackles-For-Loss:** 1 twice, last vs. Kansas (9/22/18)  
**Sacks:** 1 at UTSA (9/8/18)  
**Interceptions:** 1 vs. ACU (9/1/18)  
**Forced Fumbles:** N/A  
**Fumble Recoveries:** N/A  
**QB Hurries:** N/A



8

## HENRY BLACK

S • 6-0 • 200 • JR. • 1L  
SHREVEPORT, LA. (WOODLAWN HS)


**2018 (Junior):** Appeared in all 12 games this season, starting 4 games, 3 at linebacker, 1 at safety ... Made 2 tackles vs. Texas Tech (11/24) ... Started at safety vs. TCU (11/17), finished second on the team with a career-high 8 tackles, 1 sack and a career-high 2 TFL ... Made an appearance at Iowa State (11/10), but did not record a stat ... Had 1 tackle vs. OSU (11/3) ... Had 3 tackles at West Virginia (10/25) ... Collected his first-career sack and TFL vs. Kansas State (10/6) ... Made five tackles (three solo) vs. ACU ... Collected three tackles (two solo) at UTSA ... Tied for eighth among active Baylor leaders in career games played with 32 ... Did not make an appearance vs. Kansas ... Selected by his teammates for a single-digit number in 2018.

### BLACK CAREER STATISTICS

DEFENSIVE									
YEAR	G/GS	UT	AT	TT	TFL-YD	QBS-YD	FF/FR	PBU	INT-YD
2015									
				redshirt					
2016	13/0	6	2	8	0-0	0-0	0/0	0	0-0
2017	12/6	13	12	25	0-0	0-0	0/0	0	1-0
2018	12/4	17	6	23	3.0-21	2.0-18	0/0	0	0-0
CAREER	37/10	36	20	56	3.0-21	2.0-18	0/0	0	1-0

### CAREER BESTS

**Tackles:** 8 vs. TCU (11/17/18)  
**Solo Tackles:** 6 vs. TCU (11/17/18)  
**Tackles-For-Loss:** 2.0 vs. TCU (11/17/18)  
**Sacks:** 1.0, 2x, vs. TCU (11/17/18) vs. Kansas State (10/6/18)  
**Interceptions:** 1 at Duke (9/16/17)  
**Forced Fumbles:** N/A  
**Fumble Recoveries:** N/A  
**Pass Breakups:** N/A



12


## CHARLIE BREWER

QB • 6-1 • 202 • SO. • 1L  
AUSTIN, TEXAS (LAKE TRAVIS HS)

Athletic, accurate, smart QB with good intangibles ... second team Preseason All-Big 12 (Lindy's, Athlon) ... fourth team Preseason All-Big 12 (Phil Steele) ... second team All-Texas (DCTF) ... 2017 Big 12 Co-Offensive Freshman of the Year (Coaches) ... Big 12 Offensive Freshman of the Year (Waco Trib and Athlon Sports) ... Moved into starting lineup in 2017 at Kansas (11/4) ... Set national high school completion percentage record as all-state senior while winning state title ... Father, uncle and older brother all played quarterback in college ... The Austin native have eclipsed 300 yards passing six times, becoming the fifth player in program history with six or more games of 300 or more yards passing. He is joined by Bryce Petty, Robert Griffin III, Nick Florence and Seth Russell ... Brewer has passed for 400+ yards twice, fifth most in BU history (Griffin, Petty, Szymanski, Florence).

# PLAYER SPOTLIGHTS

**2018 (Sophomore):** Started 11 of 12 games at quarterback ... Ranks fifth in the Big 12 with 219.6 passing yards per game, fifth with 17 touchdowns and sixth with 2,635 passing yards ... Had his sixth-career 300+ passing performance vs. Texas Tech (11/24), throwing for 308 yards on 22-of-30 passing with three TD passes and one interception ... Threw for 163 yards on 14-of-29 passing, with 1 INT, also rushed for 54 yards on a career-high 18 carries vs. TCU (11/17) ... Ran for a career-high 72 rushing yards on 12 carries, Brewer threw for 2 TD on 26-of-36 passing for 288 yards at Iowa State (11/10) ... Sparked the Bears off the bench after missing most of the week's practice in concussion protocol, throwing 2 TDs on 4-for-8 passing for 56 yards, along with 6 rushing attempts for 28 yards as he led the comeback vs. OSU (11/3) ... Made his 12th career start at West Virginia, 1-for-8 for 22 yards before leaving with injury ... Was 20-for-39 with 1 TD pass and 1 INT for 240 yards at Texas (10/13), also rushed 13 times for 22 yards ... Had his streak of 165 pass attempts without throwing an interception snapped vs. Kansas State (10/6) ... Made his sixth start of the season, 10th of his career vs. Kansas State, throwing for 296 yards on 30-of-44 passing with 1 TD and 1 rushing TD, also rushed for a total of 10 yards ... At Oklahoma, throwing for 400 yards on 38-of-60 passing, threw 2 TD passes and rushed for 1 TD himself ... His 38 completions are second-most in program history, 60 pass attempts are tied for second-most in program history ... Kansas, throwing for 221 yards on 19-for-27 passing (70.4 percent completion percentage) and 3 TDs and 0 INTs, also rushed for a career-high 57 yards on 12 carries ... Against Duke was 14-for-26 for 175 yards ... Rushed for two touchdowns himself vs. Duke, his first and second rushing TDs of his career ... Pro Football Focus National Team of the Week (Sept. 10) ... His 328 yards passing are the second-most of his career ... The 300-yard passing performance is his fourth and he is the 5th player in program history to have four games of 300+ passing ... Made his second start of the season at UTSA, throwing for 328 yards on 23-of-34 passing with 1 TD and one reception of 36 yards ... Earned the start vs. ACU to open up the 2018 season ... Was 8-for-15 for 138 yards and 1 INT and a long of 55 yards.



**25**  
**TRESTAN EBNER**  
 RB • 5-11 • 203 • SO. • 1L  
 HENDERSON, TEXAS (HENDERSON HS)

Owens one career 100-yard rushing game (K-State, 2018) and one 100-yard receiving game (WVU, 2017).

**2018 (Sophomore):** Appeared in all 12 games on the season, third on the team with 323 rushing yards on 56 carries, also finished fourth on the team with 26 receptions for 239 yards, scored 1 touchdown ... Had 10 carries for 64 yards with a long of 19, also hauled in one pass for nine yards vs. Texas Tech (11/24) ... Rushed for 35 yards on 6 carries and hauled in 3 passes for 26 yards vs. TCU (11/17) ... Had 3 receptions for 38 yards and rushed twice for 4 yards at Iowa State (11/10) ... Scored his first touchdown of the season vs. OSU (11/3) on a 7-yd run after scooping up a blocked punt by Christian Morgan, also had 2 carries for 11 yards and 2 receptions for 14 yards ... Had 3 carries for 23 yards, along with 2 receptions for 15 yards at West Virginia (10/25) ... Had 3 carries for 16 yards with a long of 11 at Texas (10/13) ... Set a career-high in yards and carries as he rushed for exactly 100 yards on 17 carries with a long of 18 yards vs. K-State (10/6), was also his first 100-yard rushing performance of career ... Was one reception shy of tying his career-high at Oklahoma, with 5 receptions for 53 yards and 1 carry for 6 yards ... Had five carries for 20 yards (long of 10) vs. Kansas (9/22), also had one reception for 4 yards ... Had three carries for 11 yards and three receptions for 19 yards vs. Duke (9/15) ... Rushed once for five yards and had one reception for nine yards at UTSA (9/8) ... Rushed for 28 yards on 3 carries with 2 receptions for 39 yards vs. ACU.

## BREWER CAREER STATISTICS

**PASSING**

YEAR	G/GS	CMP	ATT	PCT	YDS	INT	TD	EFF.	LP/OPPONENT
2017	8/4	139	204	68.1	1,562	4	11	146.33	58/at TCU (TD)
2018	12/11	219	356	61.5	2,635	8	17	135.0	55/vs. ACU
<b>CAREER</b>	<b>20/15</b>	<b>358</b>	<b>560</b>	<b>63.9</b>	<b>4,197</b>	<b>12</b>	<b>28</b>	<b>139.1</b>	<b>58/at TCU (TD)</b>

**RUSHING**

YEAR	G/GS	ATT	YD	AVG/A	TD	LP/OPPONENT
2017	8/4	65	166	2.6	0	51/at TCU
2018	12/11	117	266	2.3	5	23/vs. TCU
<b>CAREER</b>	<b>20/15</b>	<b>182</b>	<b>432</b>	<b>2.4</b>	<b>5</b>	<b>51/at TCU</b>

**CAREER BESTS**  
**PASSING**  
**Attempts:** 63 vs. Texas Tech (11/11/17)  
**Completions:** 43 vs. Texas Tech (11/11/17)  
**Yards:** 417 vs. Texas Tech (11/11/17)  
**Touchdowns:** 3, 5 times, vs. Texas Tech (11/24/18); vs. Kansas (9/22/18); at UTSA (9/8/18); at Kansas (11/4/17); vs. Texas Tech (11/11/17)  
**Longest Pass:** 58 at TCU (11/24/17)  
**200-Yard Games:** Season (7); Career (10) (Last vs. Texas Tech 11/24/18)  
**300-Yard Games:** Season (3); Career (6) (Last vs. Texas Tech 11/24/18)  
**400-Yard Games:** Season (1); Career (2) (Last at Oklahoma 9/29/18)

**RUSHING**  
**Attempts:** 18 vs. TCU (11/17/18)  
**Yards:** 72 at Iowa State (11/10/18)  
**Touchdowns:** 2 vs. Duke (9/15/18)  
**Longest Rush:** 51 at TCU (11/24/17)  
**100-Yard Games:** Season (0); Career (0)  
**200-Yard Games:** Season (0); Career (0)

## EBNER CAREER STATISTICS

**RUSHING**

YEAR	G/GS	ATT	YD	AVG	TD	LP/OPPONENT
2017	11/0	23	121	5.3	2	40/WVU (TD)
2018	12/0	56	323	5.8	0	19/Texas Tech
<b>CAREER</b>	<b>23/0</b>	<b>79</b>	<b>444</b>	<b>5.6</b>	<b>2</b>	<b>40/WVU (TD)</b>

**RECEIVING**

YEAR	G/GS	REC	YD	AVG	TD	LP/OPPONENT
2017	11/0	20	267	13.4	3	58/at TCU (TD)
2018	12/0	26	230	9.2	0	23/vs. ACU
<b>CAREER</b>	<b>23/0</b>	<b>46</b>	<b>506</b>	<b>11.0</b>	<b>3</b>	<b>58/at TCU (TD)</b>

**PUNT RETURNS**

YEAR	G/GS	NO	YD	AVG	TD	LP/OPPONENT
2017	11/0	0	0	0	0	0.0
2018	11/0	0	7	0.7	1	7 vs. OSU (TD)
<b>CAREER</b>	<b>22/0</b>	<b>0</b>	<b>7</b>	<b>0.3</b>	<b>1</b>	<b>7 vs. OSU (11/3/18) (TD)</b>

**CAREER BESTS**  
**RUSHING**  
**Attempts:** 17 vs. Kansas State (10/6/18)  
**Yards:** 100 vs. Kansas State (10/6/18)  
**Touchdowns:** 1 at Oklahoma State (10/14/17); vs. West Virginia (10/22/17)  
**Longest Rush:** 40 vs. West Virginia (10/22/17)  
**100-Yard Games:** Season (1); Career (1) vs. Kansas State (10/6/18)  
**200-Yard Games:** Season (0); Career (0)

**CAREER BESTS**  
**RECEIVING**  
**Receptions:** 6 at TCU (11/24/17)  
**Receiving Yards:** 109 vs. West Virginia (10/22/17)  
**Touchdowns:** 2 vs. West Virginia (10/22/17)  
**Longest Reception:** 52 vs. West Virginia (10/22/17)  
**100-Yard Games:** Season (1); Career (1) (Last vs. WVU 10/22/17)  
**200-Yard Games:** Season (0); Career (0)  
**Receiving Yards:** 50 vs. Oklahoma State (9/24/16)  
**Touchdowns:** 1 vs. NSU (9/4/16); at Rice (9/16/16)  
**Longest Reception:** 36 vs. Oklahoma State (9/24/16)



# PLAYER SPOTLIGHTS



**21**  
**JOSH FLEEKES**  
 WR • 5-11 • 181 • FR. • HS  
 DALLAS, TEXAS (CEDAR HILL HS)

**2018 (Freshman):** Has appeared in 11 of 12 games this season ... Had 1 reception vs. Texas Tech (11/24) and also returned 1 kickoff for 8 yards (11/24) ... At Iowa State (11/10), had 1 reception and returned 6 kickoffs for a total of 94 yards, long of 24 ... Had 2 carries for a career-high 18 yards and 1 reception for 21 yards, along with 2 kickoff returns for 25 yards vs. OSU (11/3) ... Talled first career rushing TD at West Virginia, also had 2 kickoff returns for 45 yards ... Had 2 catches for 7 yards at Texas (10/13) ... Returned 3 kickoffs for a total of 70 yards, long of 27 vs. Kansas State (10/6) ... In his first-career start at at Oklahoma, had 1 carry for 0 yards ... Had a career day vs. Kansas (9/22), with first career catch and first career TD reception, finished the day with 5 receptions for 65 yards and a long of 34 yards on his first career TD reception ... Against Duke (9/15) returned 5 kicks for 95 yards and a long of 41 yards ... Did not see action at UTSA (9/8) ... Made collegiate debut vs. ACU (9/1), rushing for 12 yards on two attempts ... Elite athlete that possesses the versatility to play every offensive skill position.

### FLEEKES CAREER STATISTICS

RECEIVING						
YEAR	G/GS	REC	YD	AVG	TD	LP/OPPONENT
2018	11/1	10	92	9.2	1	34/Kansas (9/22/18)

RUSHING						
YEAR	G/GS	ATT	YD	AVG	TD	LP/OPPONENT
2018	11/1	9	16	1.8	1	17/OSU (11/3)

KICK RETURNS						
YEAR	G/GS	NO	YD	TD	LONG	AVG/R
2018	11/1	20	360	0	41	18.0


ALL-PURPOSE							
YEAR	G/GS	RUSH	RCV	PR	KR	TOTAL	AVG/G
2018	11/1	16	92	0	360	468	42.5

### CAREER BESTS

**RUSHING**  
**Attempts:** 2, 3x, vs. OSU (11/3/18), at West Virginia (10/25/18), vs. ACU (9/1/18)  
**Yards:** 18, vs. OSU (11/3/18)  
**Touchdowns:** 1, at West Virginia (10/25/18)  
**Longest Rush:** 17, vs. OSU (11/3/18)  
**100-Yard Games:** Season (0); Career (0)  
**200-Yard Games:** Season (0); Career (0)

### RECEIVING

**Receptions:** 5 vs. Kansas (9/22/18)  
**Receiving Yards:** 65 vs. Kansas (9/22/18)  
**Touchdowns:** 1 vs. Kansas (9/22/18)  
**Longest Reception:** 34 yards vs. Kansas (9/22/18)  
**100-Yard Receiving Games:** N/A  
**200-Yard Receiving Games:** N/A



**36**  
**DREW GALITZ**  
 P/K • 5-11 • 205 • SR. • 3L  
 ROWLETT, TEXAS (ROWLETT HS)

Senior three-time All-Big 12 punter ... 2018 All-Big 12 first team ... 2018 Ray Guy Award Watch List ... 2018 first team preseason All-Big 12 (Athlon) ... Ranks fourth on team in career games played with 38 ... 2017 Ray Guy Award Watch List ... Honorable mention All-Big 12 following 2016 season ... Former prep All-American.

**2018 (Senior):** 2018 All-Big 12 first team punter ... Ranks second in the Big 12 in punting with an average of 42.1 yards per punt ... Against Texas Tech, punted three times with a torn ACL, for 122 yards, averaged of 40.7 per punt, a long of 54 with 1 downed inside the 20 ... Against TCU (11/17), punted 5 times for 200 yards with 3 downed in the 20, and had 3 kickoffs for 162 yards ... At Iowa State (11/10), punted twice for 63 yards, 1 touchback, and kicked off 3 times for 186 yards, 62.0 average ... Against Oklahoma State (11/3), punted 3 times for 134 yards, 44.7 average, long of 62 with 1 downed inside the 20, also kicked off 6 times for 373 yards, with 4 touchbacks ... Punted 8 times for 329 yards, average of 41.1 yards, with a long of 52 yards, with 1 downed inside the 20, 1 going for a touchback at West Virginia (10/25), along with 2 kickoffs for 119 yards ... Punted 7 times for 303 yards (long of 56), with 3 touchbacks, also kicked off 4 times for 246 yards, 3 touchbacks ... Against K-State, had one punt for 51 yards and then had eight kickoffs for 462 yards for an average of 57.8 yards per kick with 5 touchbacks ... At Oklahoma, punted 5 times for 194 yards (38.8 average), long of 44 with 1 touchback and 1 downed within the 20, also had 5 kickoffs for 323 yards, 64.6 per kick and 3 touchbacks ... Earned Big 12 Special Teams Player of the Week honors for the first time in his career vs. Kansas, punted five times for 228 yards, average of 45.60 with a long of 58, with all 5 downed within the 20 for the first time in his career ... Also handled kickoff duties vs. Kansas, with 6 attempts for 388 yards and 3 touchbacks ... Punted six times for 288 total yards, average of 48.0 per kick with a long kick of 60 yards vs. Duke (9/15) ... On kickoffs vs. Duke, kicked off four times for 243 yards, average of 60.8 with 3 touchbacks ... Knocked his first 50-yard punt of the season at UTSA (9/8), averaged 41.3 yards on three total punts for 124 yards, downing two within the 20 ... Also handled kickoff duties, kicking off seven times for four touchbacks (454 total yards) Punted three times for 128 total yards, average of 42.7 with a long of 45 vs. ACU (9/1).

### GALITZ CAREER STATISTICS

PUNTING							
YEAR	G	NO	YDS	AVG	50+	IN20	LP/OPPONENT
2015	13	40	1,627	40.7	7	11	61/Texas Tech
2016	13	54	2,246	41.6	6	12	62/Two times
2017	5	21	950	45.2	6	5	70/at Duke
2018	11	48	2042	42.5	13	17	62/vs. OSU
<b>CAREER</b>	<b>42</b>	<b>163</b>	<b>6865</b>	<b>42.1</b>	<b>32</b>	<b>45</b>	<b>70/at Duke</b>

### KICKING

YEAR	G	KO	YDS	AVG	TB	OB
2015	1	0	0	N/A	0	0
2016	13	80	5,003	62.5	22	4
2017	5	24	1,414	58.9	8	2
2018	11	56	3,474	62.0	32	3
<b>CAREER</b>	<b>42</b>	<b>160</b>	<b>9,891</b>	<b>61.8</b>	<b>62</b>	<b>9</b>

### PLACE-KICKING

YEAR	G/GS	PAT-A	PCT	FG-A	PCT	TP
2015	13/0	0-0	N/A	0-0	N/A	0
2016	13/0	0-0	N/A	0-1	.000	0
2017	5/0	0-0	N/A	0-0	N/A	0
2018	11/0	0-0	N/A	0-0	N/A	0
<b>CAREER</b>	<b>42/0</b>	<b>0-0</b>	<b>N/A</b>	<b>0-1</b>	<b>.000</b>	<b>0</b>

### CAREER BESTS

**PUNTING**  
**Punts:** 10 at TCU (11/27/15)  
**Punting Yards:** 401 at TCU (11/27/15)  
**Longest Punt:** 70 at Duke (9/16/17)

# PLAYER SPOTLIGHTS



**31**

**HARRISON HAND**

**CB • 6-0 • 192 • SO. • 1L**  
**CHERRY HILL, N.J. (CHERRY HILL WEST HS)**

2018 Big 12 All-Academic second team honoree ... Physical, athletic returning starter at corner ... emerged as starting corner during his freshman season in 2017 ... one career interception ... 2017 Honorable Mention All-Big 12 (coaches).

**2018 (Sophomore):** Has appeared in nine of 12 games this season and has started five games at corner vs. Duke (9/15), vs. Kansas (9/22), at Oklahoma (9/29), vs. TCU (11/17), vs. Texas Tech (11/24) ... Had 2 tackles, 1 TFL vs. TCU (11/17) ... Had 1 tackle at Iowa State (11/10) ... Made an appearance vs. K-State (10/6) but did not record a tackle ... Had 12 tackles (1 solo) at Oklahoma ... Made 2 tackles vs. Kansas ... Did not record a stat vs. Duke ... Made one tackle at UTSA (9/8) ... Appeared in the season opener vs. ACU but did not record a stat ... 2018 Big 12 All-Academic second team honoree.

HAND CAREER STATISTICS										
DEFENSIVE										
YEAR	G/GS	UT	AT	TT	TFL-YD	QBS-YD	FF/FR	PBU	INT-YD	
2017	12/9	31	11	42	0.5-0	0-0	0/0	9	1-0	
2018	9/5	9	1	10	1.0-3	0-0	0/0	3	0-0	
<b>CAREER</b>	<b>21/14</b>	<b>40</b>	<b>12</b>	<b>52</b>	<b>1.5-3</b>	<b>0-0</b>	<b>0/0</b>	<b>12</b>	<b>1-0</b>	

**CAREER BESTS**

**Tackles:** 11 vs. Liberty (9/2/17)  
**Solo Tackles:** 7 vs. Liberty (9/2/17); at Duke (9/16/17)  
**Tackles-For-Loss:** 1.0 vs. TCU (11/17)  
**Interceptions:** 1 at Kansas (11/4/17)  
**Forced Fumbles:** N/A  
**Fumble Recoveries:** N/A  
**Pass Breakups:** 2 vs. Liberty (9/2/17); vs. OU (9/23/17); at OSU (10/14/17); vs. WVU (10/21/17)



**6**

**JAMYCHAL HASTY**

**RB • 5-8 • 200 • JR. • 2L**  
**LONGVIEW, TEXAS (LONGVIEW HS)**

2018 Big 12 All-Academic second team selection ... Elusive and quick third-year sophomore running back ... selected by his teammates for a single-digit jersey number in 2018.

**2018 (Junior):** Eclipsed 1,000 career rushing yards in the opener, the 38th man in BU history to reach ... Has appeared in 10 of 12 games on the season, rushed for 376 yards on 74 carries, also had 26 receptions for 170 yards, 3 rushing TDs, 1 TD reception ... Had 3 receptions for 21 yards and carried the ball 6 times for 15 yards at Iowa State (11/10) ... Carried the ball 4 times for 23 yards and had 1 reception for 2 yards vs. OSU (11/3) ... Had 9 carries for 37 yards and 3 receptions for 9 yards at West Virginia (10/25) ... Had 7 carries for 16 yards and a long of 8 at Texas (10/13), also had 1 reception for 5 yards ... Had 60 yards rushing on 9 carries, along with 2 receptions for 11 yards vs. K-State (10/6) ... Had 10 carries for 43 yards and 7 receptions (3rd most on team) for 42 yards at Oklahoma (9/29) ... Appeared in the 2nd half vs. Kansas (9/22), rushing for 60 yards on 5 attempts with a long of 38 ... Made his third start of the season vs. Duke (9/15), rushed for 13 yards on 3 attempts and make 4 receptions for 10 yards, had his first career punt return for a TD after Morgan blocked the punt and Hasty recovered and ran it in for his first TD of the day ... Hauled in first career TD reception for three yards at UTSA (9/8) ... Also rushed for a second TD on the day vs. UTSA ... Set a career-high mark for all-purpose yards with 169 (102 rush, 67 receiving) vs. ACU (9/1) ... 102 rushing yards vs. ACU is the second-best rushing performance of his career ... Rushed for a career-best 54-yard TD vs. ACU, finishing the day with two rushing TDs, also a career best ... 2018 Big 12 All-Academic second team selection.

## HASTY CAREER STATISTICS

RUSHING						
YEAR	G/GS	ATT	YD	AVG	TD	LP/OPPONENT
2015			redshirt			
2016	12/0	119	623	5.2	3	31/at Rice
2017	8/3	76	314	4.1	1	41/Iowa State
2018	10/9	74	376	5.1	3	54/ACU (TD)
<b>CAREER</b>	<b>30/12</b>	<b>269</b>	<b>1313</b>	<b>4.9</b>	<b>7</b>	<b>54/ACU (TD)</b>

RECEIVING						
YEAR	G/GS	REC	YD	AVG	TD	LP/OPPONENT
2015			redshirt			
2016	12/0	3	26	8.7	0	21/at Rice
2017	8/3	25	105	4.2	0	17/Texas Tech
2018	10/9	26	170	6.5	1	34/ACU
<b>CAREER</b>	<b>30/12</b>	<b>54</b>	<b>301</b>	<b>5.6</b>	<b>1</b>	<b>34/ACU</b>

**CAREER BESTS**

**RUSHING**  
**Attempts:** 19 at Oklahoma (11/12/16)  
**Yards:** 105 at Rice (9/16/16)  
**Touchdowns:** 2, vs. ACU (9/1/18)  
**Longest Rush:** 51 vs. ACU (9/1/18)  
**100-Yard Games:** Season (1); Career (2) (Last 9/1/18 vs. ACU)  
**200-Yard Games:** Season (0); Career (0)

**CAREER BESTS**

**Receptions:** 9 vs. Texas Tech (11/11/17)  
**Receiving Yards:** 67 vs. ACU (9/1/18)  
**Touchdowns:** 1 at UTSA (9/8/18)  
**Longest Reception:** 34 vs. ACU (9/1/18)  
**100-Yard Games:** Season (0); Career (0)  
**200-Yard Games:** Season (0); Career (0)



**87**

**CHRISTOPH HENLE**

**TE • 6-6 • 251 • FR. • HS**  
**INNSBRUCK, AUSTRIA (THE OAKRIDGE SCHOOL)**

**2018 (Freshman):** Has appeared in all 12 games, making five starts on the season ... Made appearances at Iowa State (11/10), vs. OSU (11/3), at West Virginia (10/25), vs. TCU (11/17), vs. Texas Tech (11/24) but did not record a stat ... Had one reception for 6 yards at Texas (10/13) ... Collected one reception for 9 yards at Oklahoma (9/29/18) ... Had a career-long reception for 13 yards vs. Kansas (9/22) ... Earned his first collegiate start at UTSA (9/15), hauled in one reception for a career-high 12 yards ... Made his collegiate debut vs. ACU (9/1), making one catch for seven yards ... originally from Innsbruck, Austria ... attended high school in Arlington, Texas ... spring 2018 Big 12 Commissioner's Honor Roll selection.

## HENLE CAREER STATISTICS

RECEIVING						
YEAR	G/GS	REC	YD	AVG	TD	LP/OPPONENT
2018	12/5	5	47	9.4	0	13/Kansas (9/22/18)

**CAREER BESTS**

**Receptions:** 1, five times, at Texas (10/13/18), at Oklahoma (9/29/18), vs. Kansas (9/22); at UTSA (9/8/18); vs. ACU (9/1/18)  
**Receiving Yards:** 13 vs. Kansas (9/22/18)  
**Touchdowns:** N/A  
**Longest Reception:** 13 vs. Kansas (9/22/18)  
**100-Yard Games:** N/A

# PLAYER SPOTLIGHTS



**90**

**TYRONE HUNT**

**DT • 6-4 • 285 • SO. • 1L**  
**ARP, TEXAS (ARP HS)**

Third-year sophomore defensive lineman ... Saw action in all 13 games as redshirt freshman with five starts ... 2016 Motel 6 Cactus Bowl Defensive MVP.

**2018 (Junior):** Had 1 tackle vs. TCU (11/17) ... Credited with 1 tackle at Iowa State (11/10) ... Made an appearance vs. Oklahoma State (11/3) and at West Virginia (10/25), but did not record a stat in either contest ... Made first tackle of season at Texas (10/13) ... Made an appearance vs. K-State (10/6) but did not record a stat ... Made season debut at Oklahoma (9/29) but did not record a stat.

### HUNT CAREER STATISTICS

#### DEFENSIVE

YEAR	G/GS	UT	AT	TT	TFL-YD	QBS-YD	FF/FR	QBH	INT-YD
2015					redshirt				
2016	13/5	20	10	30	5.0-21	2.0-15	0/0	0	0-0
2017	12/5	13	5	18	3.5-11	0-0	0/1	1	0-0
2018	7/0	1	2	3	0.0-0	0-0	0/0	0	0-0
<b>CAREER</b>	<b>32/10</b>	<b>34</b>	<b>17</b>	<b>51</b>	<b>8.5-32</b>	<b>2.0-15</b>	<b>0/1</b>	<b>1</b>	<b>0-0</b>

#### CAREER BESTS

**Tackles:** 8 at Oklahoma (11/12/16)  
**Solo Tackles:** 6 at Oklahoma (11/12/16)  
**Tackles-For-Loss:** 3.0 at Oklahoma (11/12/16)  
**Sacks:** 2.0 vs. Boise State (12/27/16)  
**QB Hurries:** 1 at Duke (9/16/17)  
**Forced Fumbles:** N/A  
**Fumbles Recovered:** 1 vs. Texas Tech (11/11/17)



**5**

**JALEN HURD**

**WR • 6-4 • 217 • SR. • TR**  
**HENDERSONVILLE, TENN. (TENNESSEE)**

Transfer from Tennessee enrolled at Baylor in May 2017 ... Big 12 Newcomer of the Year ... Named to the 2018 Biletnikoff Award Watch List midseason ... Ranks 13th among active FBS players with 4,298 all-purpose yards in his career ... Ranks 9th among active players with 637 career rushing attempts, 20th with 2,847 rushing yards and 39th with 23 rushing TDs ... 33 career TDs rank 20th among active FBS players ... Left UT second in program history in carries (589), sixth in yards (2,638) and fifth in 100-yard games (11) ... 2016 Out-back Bowl MVP ... 2015 All-SEC Associated Press Second Team ... 2015 All-SEC Coaches Second Team ... 2015 GridironNow.com All-SEC Second-Team Offense ... 2014 Campus Insiders Honorable Mention Freshman All-American.

**2018 (Senior):** Big 12 Newcomer of the Year ... Ranks seventh nationally with 48 receptions of 10+ yards ... Ranks fifth in the Big 12 in receptions per game (5.8) and sixth in total receptions (69), and 10th in receiving yards per game (78.8) ... Also ranks 11th with 97.3 all-purpose yards per game ... Had 3 receptions for 41 yards vs. Texas Tech (11/24) ... Finished with 4 receptions for 68 yards and 4 rushing attempts for 4 yards vs. TCU (11/17) ... Had 127 all-purpose yards at Iowa State (11/10), collecting a team-leading 81 receiving yards on 5 receptions and 46 yards on 8 carries ... Tallied 123 total yards vs. OSU (11/3), with 96 receiving on 7 receptions and 27 yards rushing on 9 carries, also hauled in a 36-yd TD reception, his longest as a Bear ... Hauled in 3 catches for 38 yards at West Virginia (10/25), also rushed for 20 yards on 2 carries ... Had 5 receptions for 72 yards with a long of 26 at Texas (10/13), also had 6 carries for 13 yards and 1 TD ... Collected his third-career 100-yard receiving performance and second in as many games, finishing with 135 yards on a career-high 11 receptions, also ran for 1 TD on 8 carries for 56 yards vs.

K-State (10/6), overall had 16 targets, making 11 receptions, 10 for first downs ... Had his second-career 100-yard receiving performance at Oklahoma (9/29), with nine receptions for 109 yards and 1 TD, also rushed for 1 TD on 6 carries for 12 yards, third time in his career and first time since 2015 at Tennessee, also his first rushing TD since 2016 vs. South Carolina, also his 2nd rushing TD vs. Oklahoma (9/1/2015) ... Had four receptions for 60 yards and a long of 36 yards vs. Kansas (9/22) also rushed for 19 yards on 4 carries ... Had six catches for 57 yards and a long of 21 vs. Duke (9/15) ... Also had his first Baylor rushing attempt for 12 yards vs. Duke ... Collected his first 100-yard receiving game with 136 yards on eight receptions with 1 TD at UTSA (9/8) ... Also had a career-long 38-yard reception at UTSA ... Made his Baylor debut vs. ACU (9/1) with the start at WR, 4 receptions for 58 yards and 1 TD.

### HURD CAREER STATISTICS

#### RECEIVING

YEAR	G/GS	REC	YD	AVG	TD	LP/OPPONENT
2014	13/9	35	221	6.3	2	30/at Oklahoma
2015	13/13	22	190	8.6	2	37/at Kentucky
2016	7/7	10	81	8.1	2	23/two times
2018	12/11	69	946	13.7	4	38/UTSA
<b>CAREER</b>	<b>45/40</b>	<b>136</b>	<b>1,438</b>	<b>10.6</b>	<b>10</b>	<b>38/UTSA (2018)</b>

#### RUSHING

YEAR	G/GS	ATT	YD	AVG	TD	LP/OPPONENT
2014	13/9	190	899	4.7	5	43/at Oklahoma
2015	13/13	277	1288	4.6	12	48/Vanderbilt
2016	7/7	122	473	3.7	3	28/Ohio
2018	12/11	48	209	4.7	3	37/K-State
<b>CAREER</b>	<b>45/40</b>	<b>637</b>	<b>2,847</b>	<b>4.4</b>	<b>23</b>	<b>48/Vanderbilt 2015</b>

#### ALL-PURPOSE

YEAR	G/GS	RUSH	RCV	PR	KR	TOTAL	AVG/G
2014	13/9	899	221	0	0	1120	86.2
2015	13/13	1288	190	0	0	1478	113.7
2016	7/7	451	81	0	0	532	76.0
2018	12/11	209	946	13	0	1168	97.33
<b>CAREER</b>	<b>45/40</b>	<b>2,847</b>	<b>1,438</b>	<b>13</b>	<b>0</b>	<b>4,298</b>	<b>95.5</b>

#### CAREER BESTS

**RUSHING**  
**Attempts:** 34 at Missouri (11/14/15)  
**Yards:** 151 at Missouri (11/14/15)  
**Touchdowns:** 3 vs. Bowling Green (9/5/15)  
**Longest Rush:** 48 vs. Vanderbilt (11/28/15)  
**100-Yard Rushing Games:** Season (0); Career (11)  
**200-Yard Rushing Games:** Season (0); Career (0)

#### CAREER BESTS

**RECEIVING**  
**Receptions:** 11 vs. K-State (10/6/18)  
**Receiving Yards:** 136 at UTSA (9/8/18)  
**Touchdowns:** 1, 10 times  
**Longest Reception:** 38 at UTSA (9/8/18)  
**100-Yard Receiving Games:** Season (3); Career (3)  
**200-Yard Receiving Games:** Season (0); Career (0)

# PLAYER SPOTLIGHTS



**44**

**CLAY JOHNSTON**

**LB • 6-1 • 226 • JR. • 2L**  
**ABILENE, TEXAS (WYLIE HS)**

2018 All-Big 12 second team selection ... Fourth-year junior linebacker ... returning starter at the MIKE position ... second team preseason All-Big 12 (Phil Steele) ... Father, Kent, spent over two decades as strength and conditioning coach, most recently with the NFL's San Diego Chargers ... 2017 Honorable Mention All-Big 12 (coaches).

**2018 (Junior):** 2018 All-Big 12 second team honoree ... Ranks 5th in the Big 12 with 95 total tackles, fifth with 8.64 tackles per game ... Has played in 11 of 12 games this season, starting the last 10 ... Averaged 13.3 tackles per game in the month of Nov. ... For the sixth time this season, led the team with total tackles, finishing with 12 (6 solo) and 1 TFL vs. Texas Tech (11/24) ... For the fifth time this season, led the team with total tackles, finishing with 15 (10 solo), along with 1.5 TFL vs. TCU (11/17) ... Was second on the team with 9 tackles, 3 solo and a half TFL at Iowa State (11/10) ... Had a career-high 17 tackles vs. OSU (11/3), the most by any Bear since 2013, 14 of those were solo, the 2nd most by any player in FBS this season ... Finished with 6 tackles (1 TFL) at West Virginia (10/25) ... At Texas, led the team with 13 total tackles (career-high 10 solo), along with first sack of the season, finished with season-high 1.5 TFL for 13 yards ... Made 3 tackles (2 solo) vs. K-State (10/6) ... Started at Oklahoma (9/29) but did not record a tackle ... Had 4 tackles (1 solo) vs. Kansas (9/22) ... Made his first start of the season vs. Duke (9/15), led the team with 11 tackles (8 solo) ... Made season debut at UTSA (9/8), collecting 5 tackles (2 solo), good for third-best on the team.

### JOHNSTON CAREER STATISTICS

DEFENSIVE									
YEAR	G/GS	UT	AT	TT	TFL-YD	QBS-YD	FF/FR	QBH	INT-YD
2015					redshirted				
2016	13/2	14	12	26	4.0-14	0-0	0/0	1	1-65
2017	8/8	34	20	54	9.0-29	1.0-7	1/0	3	0-0
2018	11/10	61	34	95	5.5-26	1.0-12	0/0	0	0-0
<b>CAREER</b>	<b>32/20</b>	<b>109</b>	<b>66</b>	<b>175</b>	<b>18.5-69</b>	<b>2.0-19</b>	<b>1/0</b>	<b>4</b>	<b>1-65</b>

### CAREER BESTS

**Tackles:** 17, vs. Oklahoma State (11/3/18)  
**Solo Tackles:** 14, vs. Oklahoma State (11/3/18)  
**Tackles-For-Loss:** 3.0 at Duke (9/16/17)  
**Sacks:** 1.0, twice, at Texas (10/13/18), at Duke (9/16/17)  
**Interceptions:** 1 vs. Kansas (10/15/16)  
**Forced Fumbles:** 1 vs. Liberty (9/2/17)  
**Fumble Recoveries:** N/A  
**QB Hurries:** 2 at Duke (9/16/17)



**84**

**MARQUES JONES**

**WR • 6-2 • 204 • JR. • 1L**  
**MCKINNEY, TEXAS (MCKINNEY HS)**

2018 Gerald Lage Academic Achievement Award from Big 12 ... 2018 and 2017 Academic All-Big 12 first team ... owns a 3.98 GPA in Electrical and Computer Engineering.

**2018 (Junior):** 2018 Academic All-Big 12 first team selection ... Has started seven of 12 games at WR (ACU, Duke, Kansas, Oklahoma, West Virginia, OSU, ISU) ... Hauled in 1 pass for 5 yards vs. Texas Tech (11/24) ... Had 2 receptions for 11 yards vs. TCU (11/17) ... Tied his career-high with 3 receptions at Iowa State (11/10), good for 23 yards ... Had 2 receptions for 19 yards vs. OSU (11/3) ... Had 1 reception for 22 yards at West Virginia (10/25) ... Finished with 1 reception for 5 yards at Texas ... Had 2 receptions for 17 yards vs. K-State ... Tied his career-high with 3 receptions for 26 yards at Oklahoma ... Made


a career-high three catches for 38 yards (long of 28) vs. Duke ... Talled first-career TD reception vs. Abilene Christian (9/1) on a 20-yard reception ... Had one catch for 4 yards vs. Kansas (9/22) ... Appeared vs. UTSA (9/8), but did not record any stats.

### JONES CAREER STATISTICS

RECEIVING						
YEAR	G/GS	REC	YD	AVG	TD	LP/OPPONENT
2015			redshirt			
2016	0/0	0	0	0.0	0	--
2017	12/1	3	35	11.7	0	14/Texas
2018	12/7	20	190	9.5	1	28/Duke
<b>CAREER</b>	<b>24/8</b>	<b>23</b>	<b>225</b>	<b>10.8</b>	<b>1</b>	<b>28/Duke</b>

### CAREER BESTS

**Receptions:** 3, 3x, at Iowa State (11/10/18), at Oklahoma (9/29/18), vs. Duke (9/15/18)  
**Receiving Yards:** 38 vs. Duke (9/15/18)  
**Touchdowns:** 1 vs. ACU (9/1/18)  
**Longest Reception:** 28 vs. Duke (9/15/18)  
**100-Yard Games:** Season (0); Career (0)  
**200-Yard Games:** Season (0); Career (0)



**94**

**XAVIER JONES**

**DE • 6-3 • 228 • SR. • 3L**  
**MAGNOLIA, TEXAS (MAGNOLIA WEST HS)**

Fifth-year senior defensive end ... started two games in 2017 before suffering broken leg ... owns 10.5 TFL and 2.5 sacks in career ... has played in 27 games with four starts over four seasons of competition ... completed undergraduate degree in December 2017.

**2018 (Senior):** Appeared in 5 games on the season ... Made an appearance vs. Texas Tech (11/24), but did not record a stat ... Made an appearance at Iowa State (11/10), but did not record a stat ... Against OSU (11/3) made his first appearance since at UTSA, but did not record a stat ... Registered 1 solo TFL vs. ACU (9/1) and 1 assisted tackle at UTSA (9/8).

### X. JONES CAREER STATISTICS

DEFENSIVE									
YEAR	G/GS	UT	AT	TT	TFL-YD	QBS-YD	FF/FR	QBH	INT-YD
2014					redshirt				
2015	5/0	1	0	1	0-0	0-0	0/0	0	0-0
2016	13/2	15	9	24	7.5-27	1.0-9	1/0	1	0-0
2017	4/2	2	4	6	2.0-5	1.5-3	0/0	0	0-0
2018	5/0	1	1	2	1.0-1	0-0	0/0	0	0-0
<b>CAREER</b>	<b>27/4</b>	<b>19</b>	<b>13</b>	<b>32</b>	<b>10.5-33</b>	<b>2.5-12</b>	<b>1/0</b>	<b>1</b>	<b>0-0</b>

### CAREER BESTS

**Tackles:** 6 at Texas (10/29/16)  
**Solo Tackles:** 3 vs. OSU (9/24/16); at Texas (10/29/16)  
**Tackles for loss:** 2.0 vs. OSU (9/24/16); at Texas (10/29/16)  
**Sacks:** 1.5 vs. UTSA (9/9/17)  
**Forced Fumbles:** 1 at Texas (10/29/16)  
**QB Hurries:** 1 at Oklahoma (11/12/16)



**9**

**IRA LEWIS**

**DT • 6-3 • 290 • SR. • 3L**  
**HOUSTON, TEXAS (LAMAR HS)**



# PLAYER SPOTLIGHTS

Fifth-year senior returning starter at defensive tackle ... 2018 first team Preseason All-Big 12 (Phil Steele), second team Preseason All-Big 12 (Lindy's), second team All-Texas Defense (Dave Campbell), third team Preseason All-Big 12 (Athlon) ... Voted into single-digit jersey by teammates in August 2017 ... 2017 second-team All-Big 12 honoree by Phil Steele ... 2017 Honorable Mention All-Big 12 (coaches) ... Ranks third in career starts on team with 31... completed undergraduate degree in May 2018.

**2018 (Senior):** Had 1 of 2 sacks on the day for the Bears vs. Texas Tech (11/24), finishing with 4 tackles (2 solo) and 1 sack for 6 yards, his second full sack of the season ... Finished with 4 tackles, 1 TFL and 1 QB hurry vs. TCU (11/17) ... Made 3 tackles at Iowa State (11/10) ... Tied his season-high with 4 tackles (3 solo) and was credited with half a sack for 4 yards, along with a half TFL vs. OSU (11/3) ... Had 1 QB hurry at West Virginia (10/25) ... Had 1 tackle at Texas ... Finished with 2 tackles (1 solo) vs. K-State ... Had 1 tackle at Oklahoma (9/29) ... Had 1 tackle vs. Kansas (9/22) ... Made 4 tackles (2 solo) vs. Duke (9/15) ... Collected his first sack of the year for 10 yards at UTSA (9/8), 2 solo tackles ... Tallied 2 tackles (1 solo) vs. ACU (9/1).

## LEWIS CAREER STATISTICS

### DEFENSIVE

YEAR	G/GS	UT	AT	TT	TFL-YD	QBS-YD	FF/FR	QBH	INT-YD
2014									
				redshirt					
2015	5/0	0	0	0	0-0	0-0	0/0	0	0-0
2016	13/7	21	15	36	7.5-34	3.0-20	0/1	3	0-0
2017	12/12	20	14	34	11.5-47	5.5-39	0/0	1	0-0
2018	12/12	16	12	28	3.5-21	2.5-19	0/0	3	0-0
<b>CAREER</b>	<b>42/31</b>	<b>57</b>	<b>41</b>	<b>98</b>	<b>22.5-102</b>	<b>11-78</b>	<b>0/1</b>	<b>7</b>	<b>0-0</b>

### CAREER BESTS

**Tackles:** 8 at Iowa State (10/1/16)  
**Solo Tackles:** 4 at Duke (9/16/17)  
**Tackles-For-Loss:** 3.0 vs. Northwestern State (9/2/16)  
**Sacks:** 1.0, eight times, last vs. Texas Tech (11/24/18)  
**Forced Fumbles:** N/A  
**Fumbles Recovered:** 1 vs. Kansas (10/15/16)  
**QB Hurries:** 1, five times, last at West Virginia (10/25/18)



43

## JAMES LOCKHART

DE • 6-3 • 261 • JR. • TR  
 ENNIS, TEXAS (TEXAS A&M)

2018 Big 12 All-Academic second team honoree ... Transfer from Texas A&M enrolled at Baylor in January 2017 ... Redshirted the 2017 season and retained two years of eligibility ... Played in 16 games in his career at Texas A&M.

**2018 (Junior):** Appeared in all 12 games on the season ... Made appearances vs. Texas Tech (11/24) and TCU (11/17) but did not record a stat ... Had 1 tackle at Iowa State (11/10) ... Made an appearance vs OSU (11/3), but did not record a stat ... Had 1 tackle at West Virginia (10/25) ... Collected 1 TFL for 2 yards vs. K-State (10/6) ... Had one tackle at Oklahoma (9/29) ... Recorded 1 QB hurry and 1 pass breakup vs. Duke (9/15) ... Had 2 tackles (1 solo), a half TFL and 1 QB hurry at UTSA (9/8) ... Made Baylor debut with a start at RUSH vs. ACU (9/1) ... collected first-career sack for five yards vs. ACU, along with career-high 4 tackles ... 2018 Big 12 All-Academic second team honoree.

## LOCKHART CAREER STATISTICS

### DEFENSIVE

YEAR	G/GS	UT	AT	TT	TFL-YD	QBS-YD	FF/FR	QBH	INT-YD
2015 (A&M)	4/0	1	3	4	0-0	0-0	0/0	0	0-0
2016 (A&M)	12/0	7	4	11	1.0-5	0-0	0/0	0	0-0
2017 (BU)									
				redshirt					
2018 (BU)	12/2	7	4	11	3.0-7	1.0-5	0/0	2	0-0
<b>CAREER</b>	<b>28/2</b>	<b>15</b>	<b>11</b>	<b>26</b>	<b>4.0-12</b>	<b>1.0-5</b>	<b>0/0</b>	<b>2</b>	<b>0-0</b>

### CAREER BESTS

**Tackles:** 4 vs. ACU (9/1/18)  
**Solo Tackles:** 4 vs. ACU (9/1/18)  
**Tackles-For-Loss:** 1.0, 3x, last vs. K-State (10/6/18)  
**Sacks:** 1.0 vs. ACU (9/1/18)



7

## JOHN LOVETT

RB • 6-0 • 203 • SO. • 1L  
 BURLINGTON, N.J. (CHEROKEE HS)

**2018 (Sophomore):** Led the team in rushing with 546 yards on 11 carries, average of 5.5 yards per carry and 5 rushing touchdowns ... Appeared in 11 of 12 games, making three starts ... his third-career start, had a career day vs. Texas Tech (11/24), rushing for a career-high 125 yards on a career-high 28 carries, also had 1 reception for 8 yards ... Earned his second-career start vs. TCU (11/17) and rushed 11 times for 55 yards, also caught 1 pass for 2 yards ... Had 4 carries for 9 yards at Iowa State (11/10) ... Rushed 6 times for 104 yards, including a career-long of 75 yards for a TD, set the program record for fewest carries by a 100-yard rusher in a Big 12 game, also is 7th player in program history to have a 100-yd game on 6 or fewer carries ... Rushed twice for -1 yards and made 1 reception for 18 yards at West Virginia (10/25) ... Rushed for 21 yards on 5 carries at Texas (10/13) after missing 1 game with a head injury ... Made his first start of the season at RB, fifth of his career vs. Kansas (9/22) ... Carried the ball five times for 12 yards and had two receptions for 20 yards vs. Duke (9/15) ... Had nine carries for 47 yards at UTSA (9/8) ... Set career-highs in rushing yards (115) and touchdowns in a game (3) vs. ACU (9/1) ... The 100-yard rushing performance vs. ACU was the first of his career ... Voted single-digit number by teammates in August 2017 and again in August 2018.

## LOVETT CAREER STATISTICS

### RUSHING

YEAR	G/GS	ATT	YD	AVG	TD	LP/OPPONENT
2017	11/4	98	445	4.5	5	74/at Kansas State (TD)
2018	11/3	100	546	5.5	5	75/ vs. OSU (TD)
<b>CAREER</b>	<b>22/7</b>	<b>198</b>	<b>991</b>	<b>5.0</b>	<b>10</b>	<b>75/ vs. OSU (TD) (11/3/18)</b>

### RECEIVING

YEAR	G/GS	REC	YD	AVG	TD	LP/OPPONENT
2017	11/4	7	20	2.9	0	6/ISU
2018	11/3	5	48	9.6	0	10/Kansas
<b>CAREER</b>	<b>22/7</b>	<b>12</b>	<b>68</b>	<b>5.7</b>	<b>0</b>	<b>6/ISU (2017)</b>

### CAREER BESTS

#### RUSHING

**Attempts:** 28 vs. Texas Tech (11/24/18)  
**Yards:** 125 vs. Texas Tech (11/24/18)  
**Touchdowns:** 3 vs. ACU (9/1/18)  
**Longest Rush:** 75 vs. OSU (11/3/18) (TD)  
**100-Yard Games:** Season (3); Career (3) vs. Texas Tech (11/24/18), vs. OSU (11/3/18), vs. ACU (9/1/18)  
**200-Yard Games:** Season (0); Career (0)

#### RECEIVING

**Receptions:** 3 vs. UTSA (9/9/17)  
**Receiving Yards:** 18, at West Virginia (10/25/18)  
**Touchdowns:** N/A  
**Longest Reception:** 6 vs. ISU (11/18/17)  
**100-Yard Games:** Season (0); Career (0)  
**200-Yard Games:** Season (0); Career (0)

# PLAYER SPOTLIGHTS



**21**  
**BLAKE LYNCH**  
 S • 6-3 • 213 • JR. • 2L  
 GILMER, TEXAS (GILMER HS)

Has made 17 career starts at 5 different positions (corner, linebacker, safety, wide receiver, running back) ... played both corner and wide receiver in 2017, making starts at both positions ... Saw action at both running back and receiver in 2016 ... Early enrollee in January 2015 ... Former prep All-American ... Served on mission trip to Brazil during summer 2017 ... Big 12 Academic All-Rookie Team.

**2018 (Junior):** Has played at both linebacker and safety this season ... Has appeared in all 12 games this season ... In his eighth-straight start of the season, collected his first-career interception vs. Texas Tech (11/24) that sealed the victory in the fourth quarter, also finished third on the team with 8 tackles (3 solo), a half TFL and 1 pass break up ... Against TCU (11/17), finished with 1 tackle ... At Iowa State (11/10), finishing with 3 tackles on the day ... Against OSU (11/3), making 7 tackles (1 solo), also was involved in his first-career sack, with a half sack for 2 yards ... Against West Virginia (10/25), made 3 tackles ... Had a career-day at Texas(10/13) with a career-high 10 tackles, 9 of those solo, another career-high, also had first-career TFL ... Against K-State had 3 tackles (all solo) vs. K-State (10/6) ... Made his first start of the season at linebacker, making 1 tackle at Oklahoma (9/29) ... Made 1 tackle vs. Duke (9/15) ... Earned first start of the season at UTSA (9/8), making three solo tackles ... in his season debut, Lynch had 2 tackles (1 solo) vs. ACU (9/1).

### B. LYNCH CAREER STATISTICS

DEFENSIVE									
YEAR	G/GS	UT	AT	TT	TFL-YD	QBS-YD	FF/FR	PBU	INT-YD
2015									
				redshirt					
2016	11/3	1	0	1	0-0	0-0	0/0	0	0-0
2017	12/5	13	5	18	0-0	0-0	0/0	6	0-0
2018	12/9	26	16	42	2.0-5	0.5-2	0/0	0	1-15
<b>CAREER</b>	<b>35/17</b>	<b>40</b>	<b>21</b>	<b>61</b>	<b>2.0-5</b>	<b>0.5-2</b>	<b>0/0</b>	<b>6</b>	<b>1-15</b>

RECEIVING						
YEAR	G/GS	REC	YD	AVG	TD	LP/OPPONENT
2015						
			redshirt			
2016	11/3	34	404	11.9	3	57/at Iowa State
2017	12/5	17	269	15.8	1	54/at TCU
2018	12/9	0	0	0.0	0	N/A
<b>CAREER</b>	<b>35/17</b>	<b>51</b>	<b>673</b>	<b>13.2</b>	<b>4</b>	<b>57/at Iowa State</b>

RUSHING						
YEAR	G/GS	ATT	YD	AVG	TD	LP/OPPONENT
2015						
			redshirt			
2016	11/3	12	80	6.7	0	21/at Oklahoma
2017	12/5	1	-1	-1.0	0	-1/at Duke
2018	12/9	0	0	0.0	0	0/0
<b>CAREER</b>	<b>35/17</b>	<b>13</b>	<b>79</b>	<b>6.1</b>	<b>0</b>	<b>21/at Oklahoma</b>

**DEFENSE**  
**Tackles:** 10 at Texas (10/13/18)  
**Solo Tackles:** 9 at Texas (10/13/18)  
**Tackles-For-Loss:** 1.0 at Texas (10/13/18)  
**Interception:** 1 vs. Texas Tech (11/24/18)  
**PBUs:** 2 vs. Liberty (9/2/17); at Oklahoma State (10/14/17)

**CAREER BESTS**  
**RECEIVING**  
**Receptions:** 7 vs. Texas Tech (11/11/17)  
**Receiving Yards:** 110 at TCU (11/24/17)  
**Longest Reception:** 57 at ISU (10/11/16)  
**Touchdowns:** 1, four times, last at TCU (11/24/17)  
**100-Yard Games:** Season (1); Career (1)  
**200-Yard Games:** Season (0); Career (0)

**RUSHING**  
**Attempts:** 6 at Oklahoma (11/12/16)  
**Yards:** 58 at Oklahoma (11/12/16)  
**Touchdowns:** N/A  
**Longest Rush:** 21 at Oklahoma (11/12/16)  
**100-Yard Games:** Season (0); Career (0)



**93**  
**JAMES LYNCH**  
 DT • 6-4 • 285 • SO. • 1L  
 ROUND ROCK, TEXAS (ROUND ROCK HS)

Athletic, physical defender ... 2018 All-Big 12 second team selection ... 2018 Big 12 All-Academic second team honoree ... 2017 ESPN Freshman All-American.

**2018 (Sophomore):** 2018 All-Big 12 second team selection ... Started all 12 games on the season, leading the team with sacks (5.5) and TFL (9.0) ... Ranks 8th in the Big 12 with 5.5 sacks, an average of 0.46 sacks per game is also good for 9th-best... Ranks 16th in the Big 12 with 9.0 TFL ... Finished with 4 tackles (3 solo) vs. Texas Tech (11/24) ... Had 1 tackle and a half TFL vs. TCU (11/17) ... Finished with 4 tackles at Iowa State (11/10) ... Against OSU (11/3), had 5 tackles (2 solo), with a half sack for 4 yards, half TFL ... Had 3 tackles, with 1 TFL and 1 sack, along with his first-career blocked field goal attempt at West Virginia (10/25) ... Had 3 tackles (1 solo) and was credited with 1 QBH at Texas (10/13) ... Had 5 tackles (3 solo) with 2.0 TFL for 10 yards, including 1.0 sack for 8 yards vs. K-State (10/6) ... Finished third on the team with 5 tackles (3 solo) and 1 QBH at Oklahoma (9/29) ... Had 2 tackles (both solo) with 1.0 TFL, a team-leading third sack of the season vs. Kansas (9/22) ... Made 2 tackles (1 solo), half a TFL and 2 QB hurries and 1 pass breakup vs. Duke (9/15) ... Had 4 tackles (2 solo) with 2.5 TFL at UTSA (9/8) ... Made first-career start vs. ACU (9/1), had 1 sack for 2 yards, 2 tackles (both solo) and collected first-career QBH vs. ACU (9/1) ... 2018 Big 12 All-Academic second team honoree.

### J. LYNCH CAREER STATISTICS

DEFENSIVE										
YEAR	G/GS	UT	AT	TT	TFL-YD	QBS-YD	FF/FR	QBH	INT-YD	
2017	11/0	15	5	20	5.0-21	3.0-18	0/1	0	0-0	
2018	12/12	24	16	40	9.0-58	5.5-45	0/0	6	0-0	
<b>CAREER</b>	<b>23/12</b>	<b>39</b>	<b>21</b>	<b>60</b>	<b>14.0-79</b>	<b>8.5-63</b>	<b>0/1</b>	<b>6</b>	<b>0-0</b>	

**CAREER BESTS**  
**Tackles:** 7 at TCU (11/24/17)  
**Solo Tackles:** 5 at TCU (11/24/17)  
**Tackles-For-Loss:** 2.0, twice, last vs. K-State (10/6/18)  
**Sacks:** 1.0 8 times, last at West Virginia (10/25/18)  
**Forced Fumbles:** N/A  
**Fumbles Recovered:** 1 at Kansas (11/4/17)  
**QB Hurries:** 2 vs. Duke (9/15/18)



**96**  
**CONNOR MARTIN**  
 K/P • 5-9 • 173 • JR. • 2L  
 FRISCO, TEXAS (CENTENNIAL HS)

Junior place kicker who currently holds Baylor career record for field goal percentage (.739) and ranks 5th in BU's career FGs made list (34) ... 2018 third team preseason All-Big 12 (Athlon) ... fourth team Preseason All-Big 12 (Phil Steele) ... Primary option on field goals and extra points, took over punting in 2017 after Drew Galitz's injury vs. Oklahoma ... 2017 Honorable Mention All-Big 12 (coaches).

**2018 (Junior):** Kicked in all 12 games on the season for the Bears ... Was 5-for-5 in extra

# PLAYER SPOTLIGHTS

points vs. Texas Tech (11/24) ... Hit 1 field goal from 33 yards vs. TCU (11/17) ... Had 2 made extra points at Iowa State (11/10), missed field goals from 31 and 29 yards ... Hit 5 extra points vs. OSU (11/3) ... Hit 2 extra points at West Virginia (10/25) ... Hit one 46-yard field goal (his only attempt) at Texas (10/13), was also 2-for-2 in extra points ... Kicked the game-winning field goal (29 yarder) vs. K-State (10/6), finished with a career-high in attempted field goals (6) and was 3-for-6 from field goal range and 1-for-2 in extra points ... Was 2-for-2 on field goals (32 yards, 39 yards) and was 3-for-4 on extra points at Oklahoma (9/29) ... Was 2-for-2 on field goals vs. Kansas (9/22), including a game-high 45 yarder, also was 2-for-3 on extra points ... Was 3-for-3 on extra points and was 0-for-2 on field goals vs. Duke (9/15) ... Hit a new career mark with a 50 yard field goal vs. ACU (9/1), the longest since a 51 yarder by Aaron Jones vs. Iowa State in 2013 ... Was 7-7 in extra points, setting a new career-record of made extra points in a game ... Finished with 13 total points (7 extra points, 2 field goals) ... At UTSA was 3-for-3 in field goals on the day, connecting with a 47 yarder in the 1st quarter., a 32 yarder in the 2nd quarter and a 38 yarder in the 3rd quarter ... Also connected 4-for-4 on extra points.

## MARTIN CAREER STATISTICS

### PLACE-KICKING

YEAR	G	PAT-A	PCT	FG-A	PCT	TP
2016	2	5-5	1.000	0-0	--	5
2017	12	29-30	96.7	20-24	83.3	89
2018	12	37-41	90.2	14-22	63.6	72
<b>CAREER</b>	<b>25</b>	<b>71-76</b>	<b>93.4</b>	<b>34-46</b>	<b>73.9</b>	<b>166</b>

### CAREER BESTS

**Longest FG:** 50 vs. ACU (9/1/18)  
**Most FGs:** 4 vs. Oklahoma (9/23/17)  
**Most PATs:** 7 vs. ACU (9/1/18)  
**Most Points:** 15 vs. Oklahoma (9/23/17)



46

## ROSS MATISCIK

LS/LB • 6-0 • 230 • JR. • 2L  
 MCKINNEY, TEXAS (MCKINNEY BOYD HS)

Primary long snapper on punts and starting linebacker ... Also serves as backup holder ... second team Preseason All-Big 12 (Phil Steele) ... 2018 David Binn Award preseason watch list ... 2018 Burlsworth Trophy watch list ... 2016 and 2017 Academic All-Big 12 second team ... graduated with a degree in supply chain management in August 2018.

**2018 (Junior):** Has appeared in all 12 games this season, making starts vs. ACU and at UTSA ... Made appearances vs. Texas Tech (11/24) and vs. TCU (11/17), but did not record a tackle ... Did not record a stat at Iowa State (10/11) ... Made an appearance vs. OSU (11/3) but did not record a tackle ... Collected 1 tackle at West Virginia (10/25) ... Had 1 tackle at Texas (10/13) ... Collected one solo tackle vs. Kansas (9/22) ... Made an appearance vs. Duke (9/15) but did not record a stat ... Made 1 tackle at UTSA (9/8) after earning his second start of the season ... Earned his first career start at linebacker vs. ACU (9/1) ... Finished with five tackles (three solo) good for third-most in the game.

## MATISCIK CAREER STATISTICS

### DEFENSIVE

YEAR	G/GS	UT	AT	TT	TFL-YD	QBS-YD	FF/FR	PBU	INT-YD
2015									
2016	13/0	1	0	1	0-0	0-0	0/1	0	0-0
2017	12/0	3	1	4	0-0	0-0	1/1	0	0-0
2018	12/2	6	3	9	0-0	0-0	0/0	0	0-0
<b>CAREER</b>	<b>37/2</b>	<b>10</b>	<b>4</b>	<b>14</b>	<b>0-0</b>	<b>0-0</b>	<b>1/2</b>	<b>0</b>	<b>0-0</b>



19

## JALAN MCCLENDON

QB • 6-5 • 219 • SR. • TR  
 CHARLOTTE, N.C. (NORTH CAROLINA ST.)

**2018 (Senior):** Appeared in nine games on the season, making 1 start ... Was 3-for-12 for 71 yards at Iowa State (11/10) ... Made his first collegiate start vs. OSU (11/3), 10-for-17 for 102 passing yards and 1 INT, also rushed for 28 yards on 8 carries and 1 TD ... Set a career-high with 16 completions and a career-high 21 attempts for 183 yards and 1 rushing TD at West Virginia (10/25) ... Was 2-for-3 for 16 yards and a long of 9 at Oklahoma (9/29) ... Was 1-for-2 for 36 yards vs. Kansas (9/22), also rushed once for -4 yards ... Was 10-for-16 for 95 yards with 1 TD and 1 INT, also rushed for 51 yards on 10 attempts vs. Duke (9/15/18) ... Was 3-for-6 for 39 yards at UTSA (9/8/18) ... Made his Baylor debut vs. ACU (9/1), throwing for 173 yards on 10-of-13 passing and two TDs and no INTs ... totaled career-highs in yards, completions, attempts, and touchdowns ... set a new career-long pass completion, connecting JaMyca Hasty on a 34-yard pass in the first quarter vs. ACU ... Graduate transfer quarterback from North Carolina State ... completed his undergraduate degree at NC State in May 2018 ... Enrolled at Baylor in June 2018.

## MCCLENDON CAREER STATISTICS

### PASSING

YEAR	G/GS	CMP	ATT	PCT	YDS	INT	TD	EFF.	LP/OPPONENT
2015	7/0	8	14	57.1	69	0	0	98.54	21/at S. Alabama
2016	10/0	16	30	53.3	176	4	1	86.94	29/William & Mary
2017	3/0	2	3	66.7	17	0	0	114.27	9/Furman
2018	9/1	55	91	60.4	715	3	3	130.7	55/ACU
<b>CAREER</b>	<b>29/1</b>	<b>81</b>	<b>138</b>	<b>58.7</b>	<b>977</b>	<b>7</b>	<b>4</b>		<b>55/ACU</b>

### RUSHING

YEAR	G/GS	ATT	YD	AVG	TD	LP/OPPONENT
2015	7/0	5	11	2.2	0	7/at South Alabama
2016	10/0	35	145	4.1	2	20/Notre Dame
2017	3/0	6	67	11.2	0	29/Furman
2018	9/1	34	102	3.0	2	12/Duke
<b>CAREER</b>	<b>29/1</b>	<b>80</b>	<b>325</b>	<b>4.1</b>	<b>4</b>	<b>29/Furman</b>

### CAREER BESTS

#### PASSING

**Attempts:** 21, at West Virginia (10/25/18)  
**Completions:** 16, at West Virginia (10/25/18)  
**Yards:** 183, at West Virginia (10/25/18)  
**Touchdowns:** 2 vs. ACU (9/15/18)  
**Longest Pass:** 34 yds vs. ACU (9/15/18)  
**200-Yard Games:** Season (0); Career (0)  
**300-Yard Games:** Season (0); Career (0)  
**400-Yard Games:** Season (0); Career (0)

#### RUSHING

**Attempts:** 10 twice, vs. Duke (9/15/18), vs. Notre Dame (10/8/16)  
**Yards:** 67 vs. Furman (9/16/17)  
**Touchdowns:** 2 vs. Old Dominion (9/17/16)  
**Longest Rush:** 29 vs. Furman (9/16/17)  
**100-Yard Games:** Season (0); Career (0)  
**200-Yard Games:** Season (0); Career (0)



# PLAYER SPOTLIGHTS



42

**JAIRON MCVEA**

S • 5-11 • 181 • SO. • 1L  
RICHMOND, TEXAS (GEORGE RANCH HS)

**2018 (Sophomore):** Has appeared in all 12 games this season, appearing mostly on special teams, but also in the secondary ... Had 1 tackle vs. TCU (11/17) ... Collected his first-career interception vs. K-State (10/6) ... Recorded his first tackle of the year vs. Kansas (9/22) ... Speedy defensive back ... Reserve safety and key contributor on special teams ... Clocked as high as 4.32 in 40-yard dash.

MCVEA CAREER STATISTICS									
DEFENSIVE									
YEAR	G/GS	UT	AT	TT	TFL-YD	QBS-YD	FF/FR	PBU	INT-YD
2016				redshirt					
2017	10/1	13	1	14	0-0	0-0	0/0	0	0-0
2018	12/0	2	1	3	0-0	0-0	0/0	1	1-3
<b>CAREER</b>	<b>22/1</b>	<b>15</b>	<b>2</b>	<b>17</b>	<b>0-0</b>	<b>0-0</b>	<b>0/0</b>	<b>1</b>	<b>1-3</b>

**CAREER BESTS**

- Tackles:** 6 vs. Liberty (9/2/17)
- Solo Tackles:** 6 vs. Liberty (9/2/17)
- Tackles-For-Loss:** N/A
- Interceptions:** 1 vs. K-State (10/6/18)
- Forced Fumbles:** N/A
- Fumble Recoveries:** N/A
- Pass Breakups:** N/A



3

**CHRIS MILLER**

S • 6-0 • 188 • JR. • 2L  
FRISCO, TEXAS (LONE STAR HS)

**2018 (Junior):** 2018 Big 12 honorable mention ... Has started and appeared in 11 games at safety ... Tallied a career-high 10 tackles vs. Texas Tech (11/24), 6 of those solo ... Had 3 tackles vs. TCU (11/17) ... Finished with 5 tackles (2 solo) and a half TFL at Iowa State (11/10) ... Collected his first sack (and TFL) of his career as he made a huge stop on 4th down in the 4th quarter, giving the ball back to the Bears, allowing for the eventual game-winning drive vs. OSU (11/3), also finished third on the team with 8 solo tackles ... Made 1 tackle at Texas (10/13) ... Had 8 tackles and 6 solo, along with first-career forced fumble and second career-forced fumble (and first of the year for Baylor) vs. K-State (10/6) ... Collected a team-leading 6 tackles (2 solo) at Oklahoma (9/29) ... Tallied 4 tackles (3 solo) vs. Kansas (9/22) ... Collected five tackles (all solo) and had 1 pass breakup vs. Duke (9/15) ... Tallied four tackles (three solo) at UTSA (9/8/18) ... In the season-opener ACU, led the team with seven tackles (five solo) .. Finished fourth on the team with 4 tackles (3 solo) at UTSA.

MILLER CAREER STATISTICS									
DEFENSIVE									
YEAR	G/GS	UT	AT	TT	TFL-YD	QBS-YD	FF/FR	PBU	INT-YD
2016	8/0	4	2	6	0-0	0-0	0/0	0	0-0
2017	11/1	15	13	28	0-0	0-0	0/1	2	0-0
2018	11/11	44	17	61	1.5-9	1.0-9	1/1	1	0-0
<b>CAREER</b>	<b>30/12</b>	<b>63</b>	<b>32</b>	<b>95</b>	<b>1.5-9</b>	<b>1.0-9</b>	<b>1/2</b>	<b>3</b>	<b>0-0</b>

**CAREER BESTS**

- Tackles:** 10, vs. Texas Tech (11/24/18)
- Solo Tackles:** 8, vs. OSU (11/3/18)
- Tackles-For-Loss:** 1.0 vs. OSU (11/3/18)
- Interceptions:** 1.0 vs. OSU (11/3/18)
- Forced Fumbles:** 1 vs. K-State (10/6/18)
- Fumble Recoveries:** 1, twice, last vs. K-State (10/6/18)
- Pass Breakups:** 1 vs. Duke (9/15/18), at Oklahoma State (10/14/17); at TCU (11/24/17)



15

**DENZEL MIMS**

WR • 6-3 • 208 • JR. • 2L  
DAINGERFIELD, TEXAS (DAINGERFIELD HS)

2018 first team preseason All-Big 12 (Media, Athlon, Phil Steele, Lindy's) ... 2018 first team preseason All-Texas (Dave Campbell's Texas Football) ... 2018 Biletnikoff Preseason Watch List ... 2017 second-team All-Big 12 honoree by coaches, Athlon, Pro Football Focus and Phil Steele ... Ranks 14th on Baylor's career receiving yards list (1,810) ... Ranks 17th in Baylor history with 115 career receptions ... Ranks 10th in BU history with 16 receiving touchdowns in his career ... One of three returning 1,000-yard receivers in the Big 12 (Gary Jennings, West Virginia; Marquise Brown, Oklahoma).

**2018 (Junior):** Ranks 13th in the conference with 63.5 yards per game, 12th with 4.5 receptions per game ... Had a 2-TD performance on 5 receptions for 65 yards vs. Texas Tech (11/24), becoming the first Baylor player to have a 2 TD performance since he did so vs. Oklahoma in 2017 ... Had 1 reception for 27 yards vs. TCU (11/17) ... Tied for the team lead with 5 receptions at Iowa State (11/10), good for 43 yards, also had 1 receiving TD ... Only catch of the day vs. OSU (11/3) was the eventual game-winning TD reception, a 6 yd reception on third down with 7 seconds left in the 4th quarter Finished with 2 receptions for 29 yards at West Virginia (10/25) ... Had 3 receptions for 80 yards and 1 TD with a long of 45 yards at Texas (10/13) ... Hauled in 8 passes for 90 yards with 1 TD vs. K-State (10/6) ... Had his second 100+ yard receiving performance of the season and seventh of his career at Oklahoma (9/29), finishing with a team-high 114 yards on 11 receptions with 1 TD ... Had 2 receptions for 32 yards with a long of 19 vs. Kansas (9/22) ... Opened 2018 with three catches for 80 yards vs. ACU (9/1) ... Had his first 100-yard receiving performance of the season at UTSA (9/8), finishing with 1 TD (first of the season) on 8 receptions for 133 yards ... Now has six 100-yard receiving performances, ranking 11th-best in program history.

RECEIVING						
YEAR	G/GS	REC	YD	AVG	TD	LP/OPPONENT
2016	11/1	4	24	6.0	0	10/at Rice
2017	12/11	61	1,087	17.8	8	71/Oklahoma (TD)
2018	11/10	49	699	14.3	8	55/ACU
<b>CAREER</b>	<b>34/22</b>	<b>114</b>	<b>1,810</b>	<b>15.9</b>	<b>16</b>	<b>71/Oklahoma (TD) (2017)</b>

**CAREER BESTS**

- Receptions:** 12 vs. Texas Tech (11/11/17)
- Receiving Yards:** 192 vs. Oklahoma (9/23/17)
- Touchdowns:** 3 vs. Oklahoma (9/23/17)
- Longest Reception:** 71 vs. Oklahoma (9/23/17) (TD)
- 100-Yard Games:** Season (1); Career (6) (Last at UTSA (9/8/18))
- 200-Yard Games:** Season (0); Career (0)



29

**CHRISTIAN MORGAN**

S • 6-1 • 200 • FR. • HS  
HOUSTON, TEXAS (PORTER HS)

**2018 (Freshman):** Appeared in all 12 games as a true freshman, making three starts ... Had 1 tackle vs. Texas Tech (11/24) ... Made an appearance vs. TCU (11/17), but did not record a stat ... Made an appearance Iowa State (11/10), but did not record a stat ... Against OSU (11/3), finished with 1 tackle and his second blocked punt of the season ... Made his third-career start at safety at West Virginia (10/25), finished with 2 tackles, 1 TFL and had his first-career forced fumble ... In his second collegiate start at safety, had a career-high 5 tackles (3 solo) with 0.5 TFL, the first of his career ... Made his first collegiate start vs. K-State (10/6), had 4 solo tackles and hauled in his first collegiate interception ... Collected a career-high 2 tackles (1 solo) at Oklahoma (9/29) ... Made an appearance vs.



# PLAYER SPOTLIGHTS

Kansas (9/22) but did not record a stat ... Blocked a punt vs. Duke that was run back for a touchdown (9/15) ... Had one tackle (one solo) vs. Duke (9/15) ... Had one tackle at UTSA (9/8) ... In his collegiate debut vs. ACU (9/1) did not record a stat ... Enrolled Jan. 2018 ... Owned top Nike SPARQ score for the class of 2018 - 144.00.

## MORGAN CAREER STATISTICS

DEFENSIVE									
YEAR	G/GS	UT	AT	TT	TFL-YD	QBS-YD	FF/FR	PBU	INT-YD
2018	12/3	12	5	17	1.5-2	0-0	1/0	1	1-2

## PUNT RETURN

YEAR	G/GS	RET	YD	AVG	TD	LP/OPPONENT
2018	11/3	2	31	15.5	0	26 vs. OSU (11/3)

## CAREER BESTS

**Tackles:** 5 at Texas (10/13/18)  
**Solo Tackles:** 4 vs. K-State (10/6/18)  
**Tackles-For-Loss:** 1.0 at West Virginia (10/25/18)  
**Interceptions:** 1 vs. K-State (10/6/18)  
**Forced Fumbles:** 1, at West Virginia (10/25/18)  
**Fumble Recoveries:** N/A  
**Pass Breakups:** N/A



# 14

## CHRIS PLATT

WR • 5-11 • 170 • SR. • 3L  
 WILLIS, TEXAS (WILLIS HS)

Fifth-year senior ultra-fast receiver and returner ... missed final eight games of 2017 due to knee injury ... 2018 fourth team preseason All-Big 12 (Athlon) ... second team All-Texas (DCTF) ... Ranks 16th on Baylor's career receiving yards list (1,627) ... Five of 11 career TD catches have been 70 or more yards, four came in 2017 ... Ranks tied for second (Terrence Williams) at Baylor in career catches of 70 or more yards (5) ... Competed for Baylor track and field squad in 2017 ... Season-best of 47.49 in 400 meters ... Earned All-America honors in 4x400m relay ... Helped 4x400m team to Big 12 title in 2017 ... Also ran on Baylor's 4x400-meter relay team at 2015 NCAA Outdoor meet ... completed undergrad degree in May 2018.

**2018 (Senior):** Appeared in all 12 games on the season, starting 11 of them ... Led the team with his season-high 6 receptions for 114 yards, his first 100+ yard receiving game of the season vs. Texas Tech (11/24) ... Had 3 receptions for 29 yards vs. TCU (11/17) ... At Iowa State (11/10), had 2 receptions for 66 yards, including a game-long of 43 yards, his second longest pass reception of the year ... Against OSU (11/3), but did not record a reception ... Had 2 receptions for 38 yards, with a long of 23 yards at West Virginia (10/25) ... Hauled in a season-high 5 receptions for 26 yards at Texas (10/13) ... Had 3 receptions for 30 yards vs. K-State (10/6) ... Collected 2 receptions for 54 yards and a season-long reception of 45 yards at Oklahoma (9/29) ... Had 3 receptions for 29 yards and his first TD of the season on a 22-yard reception, also had 1 rushing attempt for 19 yards vs. Kansas ... Had 2 receptions for 25 yards vs. Duke (9/15) ... Had a season-high 4 receptions for 53 yards and a season-long 29 yards at UTSA (9/8) ... Made 2018 debut vs. ACU (9/1) with three catches for 40 total yards.

## PLATT CAREER STATISTICS

RECEIVING						
YEAR	G/GS	REC	YD	AVG	TD	LP/OPPONENT
2014			redshirt			
2015	13/1	11	155	14.1	1	42/SMU (TD)
2016	13/9	35	567	16.2	4	89/Oklahoma State (TD)
2017	4/4	16	401	25.1	5	79/at Duke (TD)
2018	12/11	35	504	14.4	1	45/at Oklahoma
<b>CAREER</b>	<b>42/25</b>	<b>97</b>	<b>1,627</b>	<b>16.8</b>	<b>11</b>	<b>89/Oklahoma St. 2016 (TD)</b>

KICK RETURNS						
YEAR	G/GS	NO	YD	AVG	TD	LP/OPPONENT
2014			redshirt			
2015	13/1	13	359	27.6	0	84/West Virginia
2016	13/9	0	0	0.0	0	--
2017	4/4	2	24	12.0	0	14/Liberty
2018	12/11	2	47	23.5	0	24/West Virginia
<b>CAREER</b>	<b>42/25</b>	<b>17</b>	<b>430</b>	<b>25.3</b>	<b>0</b>	<b>84/West Virginia (2015)</b>

PUNT RETURNS						
YEAR	G/GS	NO	YD	AVG	TD	LP/OPPONENT
2014			redshirt			
2015	13/1	0	0	0.0	0	--
2016	13/9	0	0	0.0	0	--
2017	4/4	0	0	0.0	0	--
2018	12/11	2	-24	-12.0	0	--
<b>CAREER</b>	<b>42/25</b>	<b>2</b>	<b>-24</b>	<b>-12.0</b>	<b>0</b>	<b>--</b>

**CAREER BESTS**  
**Receptions:** 6 vs. Boise State (12/27/16)  
**Receiving Yards:** 148 at Duke (9/16/17)  
**Longest Reception:** 89 vs. Oklahoma State (9/24/16) (TD)  
**Touchdowns:** 2 vs. Oklahoma State (9/24/16); vs. Liberty (9/2/17); at Duke (9/16/17)  
**100-Yard Games:** Season (2); Career (3) (Last at Duke 9/16/17)  
**200-Yard Games:** Season (0); Career (0)



# 24

## JALEN PITRE

LB • 6-0 • 206 • SO. • 1L  
 STAFFORD, TEXAS (STAFFORD HS)

**2018 (Sophomore):** 2018 Big 12 All-Academic first team honoree ... Has appeared in all 12 games this season, making one start ... Recorded 1 tackle vs. Texas Tech (11/24) ... Had his first TFL of the season (second of career) for 5 yards vs. K-State (10/6) ... Collected 1 tackle (solo) at Oklahoma (9/29) ... Made his first start of the season vs. Kansas (9/22) collected 2 tackles (1 solo) ... Made 2018 debut vs. ACU (9/1) where he tallied 3 tackles (1 solo) ... Made 2 tackles (1 solo) at UTSA (9/8) ... Had 1 assisted tackle vs. Duke (9/15).

## PITRE CAREER STATISTICS

DEFENSIVE									
YEAR	G/GS	UT	AT	TT	TFL-YD	QBS-YD	FF/FR	PBU	INT-YD
2017	12/8	29	8	37	3.0-12	1.0-6	0/0	1	0-0
2018	12/1	5	6	11	2.0-6	0-0	0/0	0	0-0
<b>CAREER</b>	<b>24/9</b>	<b>34</b>	<b>14</b>	<b>48</b>	<b>5.0-18</b>	<b>1.0-6</b>	<b>0/0</b>	<b>1</b>	<b>0-0</b>

## CAREER BESTS

**Tackles:** 7 vs. Liberty (9/2/17)  
**Solo Tackles:** 5 vs. Liberty (9/2/17); at TCU (11/24/17)  
**Tackles-For-Loss:** 1.0 4x, last vs. K-State (10/6/18)  
**Sacks:** 1 at Kansas (11/4/17)  
**Interceptions:** N/A  
**Forced Fumbles:** N/A  
**Fumble Recoveries:** N/A  
**QB Hurries:** 1 at Duke (9/16/17)

# PLAYER SPOTLIGHTS



**52**

**GREG ROBERTS**

DE • 6-5 • 264 • SR. • 3L

NACOGDOCHES, TEXAS (NACOGDOCHES HS)

Fifth-year senior defensive lineman ... 2018 All-Big 12 honorable mention ... plays both inside and outside on the line ... Played in 41 games in his career with 24 starts ... Ranks fifth on team in career starts with 25 ... Father, Greg Sr., is former NFL player and 1978 Outland Trophy award winner ... completed undergraduate degree in May 2018.

**2018 (Senior):** 2018 All-Big 12 honorable mention ... Appeared in 11 games on the season, making nine starts ... Had 2 TFL vs. Texas Tech (11/24) ... Made an appearance vs. TCU (11/17), but did not record a stat ... In his eighth start of the year at Iowa State (11/10), finished with 1 tackle ... Against OSU (11/3), had 5 tackles (1 solo), and a half TFL ... At West Virginia (10/25), had 5 tackles (second-best on team), with 1 TFL ... At Texas (10/13), finished with 5 tackles (2 solo) with a half a TFL ... Earned the start at DE vs. K-State, but did not record a stat ... Had a career-performance at Oklahoma (9/29), with a career-high 2.0 sacks for 15 yards, a career-high 5 solo tackles (6 total) and a career-best 3.0 TFL ... Collected his first career sack, a loss of 3 yards vs. Kansas (9/22), also tied his career-high with 2.0 TFL, finished with 3 total tackles (all solo) ... Made six tackles (three solo) and had 2 pass breakups vs. Duke (9/15) ... Made season debut in the second half at UTSA, collecting one tackle.

## ROBERTS CAREER STATISTICS

DEFENSIVE									
YEAR	G/GS	UT	AT	TT	TFL-YD	QBS-YD	FF/FR	QBH	INT-YD
2014									
									redshirt
2015	5/0	2	0	2	0-0	0-0	0/0	0	0-0
2016	13/10	16	11	27	3.5-12	0-0	1/0	5	0-0
2017	12/6	14	5	19	4.0-6	0-0	0/0	0	0-0
2018	10/8	18	12	30	6.0-25	3.0-18	1/0	0	0-0
<b>CAREER</b>	<b>40/24</b>	<b>50</b>	<b>28</b>	<b>78</b>	<b>13.5-43</b>	<b>3.0-18</b>	<b>2/0</b>	<b>5</b>	<b>0-0</b>

### CAREER BESTS

**Tackles:** 6 at West Virginia (12/3/16)  
**Solo Tackles:** 5, twice, at West Virginia (10/25/18), Oklahoma (9/29/18)  
**Tackles for loss:** 3.0 at Oklahoma (9/29/18)  
**Sacks:** 2.0 at Oklahoma (9/29/18)  
**QB Hurries:** 2 vs. SMU (9/10/16)  
**Forced Fumbles:** 1, twice, at Oklahoma (9/29/18), vs. Boise State (12/27/16)  
**Fumbles Recovered:** N/A  
**Blocked Field Goals:** 1 vs. UTSA (9/9/17); vs. Texas (10/28/17)



**99**

**BRAVVION ROY**

DT • 6-1 • 330 • JR. • 2L

SPRING, TEXAS (SPRING HS)

**2018 (Junior):** Has appeared in all 12 games this season, starting 10 of them ... Finished with 4 tackles vs. Texas Tech (11/24) ... Had 5 tackles (2 solo) vs. TCU (11/17) ... Finished with 4 tackles at Iowa State (11/10) ... Had a career-high 1.5 sacks for 4 yards, also had 4 tackles, 1.5 TFL and first blocked field goal of his career vs. OSU (11/3) ... Made 1 tackle at West Virginia (10/25) ... Had a career-high 4 solo tackles at Texas (10/13) ... Made an appearance vs. K-State (10/6) but did not record a stat ... Made an appearance at Oklahoma (9/29), collecting 1 tackle ... Collected 1 tackle and a half TFL vs. Kansas (9/22) ... Had three tackles (1 solo) vs. Duke (9/15) ... Collected five tackles (three solo), good for second-most on the team at UTSA (9/8) ... Started vs. ACU (9/1) at nose tackle, but did not record a stat ... one of the strongest players on the team ... Has played in 33 games with 15 starts in his career.

## ROY CAREER STATISTICS

DEFENSIVE									
YEAR	G/GS	UT	AT	TT	TFL-YD	QBS-YD	FF/FR	QBH	INT-YD
2016	9/1	5	2	7	0-0	0-0	0/0	1	0-0
2017	12/4	16	15	31	3.0-4	0.5-0	0/0	0	0-0
2018	12/10	13	19	32	2.0-6	1.5-4	0/0	0	0-0
<b>CAREER</b>	<b>33/15</b>	<b>34</b>	<b>36</b>	<b>70</b>	<b>5.0-10</b>	<b>2.0-4</b>	<b>0/0</b>	<b>1</b>	<b>0-0</b>

### CAREER BESTS

**Tackles:** 8 at Duke (9/16/17)  
**Solo Tackles:** 4 at Texas (10/13/18)  
**Tackles for loss:** 1.5, 2x, vs. OSU (11/3/18), at Duke (9/16/17)  
**Sacks:** 1.5 vs. OSU (11/3/18)  
**QB Hurries:** 1 vs. SMU (9/10/16)  
**Forced Fumbles:** N/A  
**Fumbles Recovered:** N/A  
**Safeties:** 1 at TCU (11/24/17)



**17**

**POOH STRICKLIN**

WR • 6-2 • 185 • JR. • 2L

WACO, TEXAS (MIDWAY HS)

Sat out 2015 as redshirt ... Local product from nearby Midway High School ... Given name is Devontre.

**2018 (Junior):** Fourth-year junior wide out ... Has appeared in 11 of 12 games this season Had 1 reception for 8 yards vs. Texas Tech (11/24) ... Had his best game of the season at Iowa State (11/10), finishing tied for first on the team with 5 receptions, good for 67 yards, had first TD reception of the season and returned 1 punt for 2 yards ... Had a season-high 2 receptions for 39 yards at Texas (10/13) ... Recorded his first catch of the 2018 season vs. Duke (9/15), a 9-yd reception ... Made 2018 debut vs. ACU (9/1).

## STRICKLIN CAREER STATISTICS

RECEIVING						
YEAR	G/GS	REC	YD	AVG	TD	LP/OPPONENT
2015						
						redshirt
2016	8/3	13	226	17.4	2	45/at Texas
2017	10/2	32	414	12.9	1	49/Liberty
2018	11/0	9	123	13.7	1	25/Iowa State
<b>CAREER</b>	<b>30/5</b>	<b>54</b>	<b>763</b>	<b>14.1</b>	<b>4</b>	<b>49/Liberty (2017)</b>

### CAREER BESTS

**Receptions:** 9 at Kansas State (9/30/17)  
**Receiving Yards:** 102 at Kansas State (9/30/17)  
**Longest Reception:** 49 vs. Liberty (9/2/17)  
**Touchdowns:** 1, at Iowa State (11/10/18), vs. NSU (9/2/16), vs. KSU (11/19/16); vs. Texas Tech (11/11/17)  
**100-Yard Games:** Season (1); Career (1) (Last at Kansas State 9/30/17)  
**200-Yard Games:** Season (0); Career (0)



**13**

**RALEIGH TEXADA**

CB • 5-10 • 176 • SO. • 1L

FRISCO, TEXAS (CENTENNIAL HS)

**2018 (Sophomore):** 2018 All-Big 12 honorable mention selection ... Played in all 12 games, making six starts on the year ... Hauled in his second-career interception vs. Texas Tech (11/24), also had 2 tackles ... Made an appearance vs. TCU (11/17), making 2

# PLAYER SPOTLIGHTS

tackles and had 1 pass break up ... In his 5th start of the season at Iowa State (11/10), had his first-career forced fumble and finished with 3 tackles (1 solo) ... Against OSU (11/3), finished second on the team with a career-high 9 tackles (6 solo) and was credited with 1 pass break up ... At West Virginia (10/25), had 3 tackles, including his first-career TFL and 1 pass break up ... At Texas (10/13) collected 3 tackles (2 solo) and hauled in first-career INT ... Finished third on the team with a career-high 5 tackles (4 solo) vs. K-State (10/6), along with 1 pass breakup, the first of his career ... Recorded 3 tackles (all solo) at Oklahoma (9/29) ... Saw action vs. Kansas (9/22) but did not record a stat ... Made an appearance vs. Duke (9/15) but did not collect a stat ... Collected 1 tackle at UTSA (9/8) ... Made first-career start vs. ACU (9/1) ... Brother of former TCU cornerback Ranthony Texada ... Competed on Baylor track team in 100 and 200 meters during spring 2018.

## TEXADA CAREER STATISTICS

DEFENSIVE									
YEAR	G/GS	UT	AT	TT	TFL-YD	QBS-YD	FF/FR	PD	INT-YD
2016				redshirt					
2017	3/0	2	0	2	0-0	0-0	0/0	0	0-0
2018	12/6	23	8	30	1.0-2	0-0	1/0	5	2.0-0
<b>CAREER</b>	<b>15/6</b>	<b>25</b>	<b>8</b>	<b>33</b>	<b>1.0-2</b>	<b>0-0</b>	<b>1/0</b>	<b>5</b>	<b>2.0-0</b>

### CAREER BESTS

**Tackles:** 9 vs. OSU (11/3/18)  
**Solo Tackles:** 6 vs. OSU (11/3/18)  
**Tackles for loss:** 1.0, at West Virginia (10/25)  
**Interceptions:** 1, twice, vs. Texas Tech (11/24/18), at Texas (10/13/18)  
**Sacks:** N/A  
**QB Hurries:** N/A  
**Forced Fumbles:** 1, at Iowa State (11/10/18)  
**Fumbles Recovered:** N/A



**23**  
**DERREK THOMAS**  
**CB • 6-3 • 196 • SR. • TR**  
**ALBANY, N.Y. (TEMPLE)**

**2018 (Senior):** Graduate transfer from Temple ... Appeared in all 12 games on the year, starting 10 of them ... Had 2 tackles vs. Texas Tech (11/24) ... Finished with 4 tackles (2 solo) at Iowa State (11/10) ... Had 1 tackle vs. OSU (11/3) ... Collected 1 tackle at West Virginia (10/25) ... Had a career-day at Texas (10/13), with a career-high 6 total tackles, five of those solo, also a career-high ... Made an appearance vs. K-State but did not record a stat (10/6) ... Had 1 tackle (solo) at Oklahoma (9/29) ... Was credited with 1 pass breakup vs. Kansas (9/22) ... Had 2 tackles (both solo) and 1 pass breakup vs. Duke (9/15) ... Collected first INT as a Bear vs. UTSA (9/8), also had 1 pass breakup and 1 tackle ... Made Baylor debut vs. ACU (9/1) tallying 1 tackle (1 solo) ... Has played in 30 career games with six starts ... Moved to defensive back from wide receivers in 2016 ... Won AAC title with Temple in 2016 ... Nickname is "DT" ... 2018 Big 12 All-Academic second team selection.

## THOMAS CAREER STATISTICS

DEFENSIVE									
YEAR	G/GS	UT	AT	TT	TFL-YD	QBS-YD	FF/FR	PBU	INT-YD
2014 (TEM)	6/0	0	0	0	0-0	0-0	0/0	0	0-0
2015 (TEM)				redshirt					
2016 (TEM)	13/2	22	7	29	0-0	0-0	0/0	7	0-0
2017 (TEM)	7/1	5	1	6	0-0	0-0	0/0	6	1-83
2018 (BU)	12/10	15	4	19	0-0	0-0	0/0	5	1--7
<b>CAREER</b>	<b>37/12</b>	<b>42</b>	<b>12</b>	<b>54</b>	<b>0-0</b>	<b>0-0</b>	<b>0/0</b>	<b>16</b>	<b>1-76</b>

### CAREER BESTS

**Tackles:** 6 at Texas (10/13/18)  
**Solo Tackles:** 5, at Texas (10/13/18)  
**Interceptions:** 1 at UTSA (9/8/18); at Tulsa (11/25/17)  
**Forced Fumbles:** N/A  
**Fumbles Recovered:** N/A



**48**  
**BJ THOMPSON**  
**DE • 6-6 • 222 • SO. • 1L**  
**ENGLAND, ARK. (ENGLAND HS)**

Rangy, tall, athletic sophomore pass rusher ... played in nine games with one start as a freshman ... won football team slam dunk contest during halftime of Baylor basketball game in Feb. 2018.

**2018 (Sophomore):** Appeared in nine games this season, making two starts ... Second on the team with 4.0 sacks ... Talled his fourth sack of the year vs. Texas Tech (11/24), also tallied 2 tackles and was credited with 1 QB hurry ... Against TCU (11/17), blocked 2 kicks (punt in the first quarter, extra point in the second), becoming just the third Bear to block 2 kicks in a game, also the fourth time in program history a player has blocked 2 in a game ... Collected his third sack of the year at Iowa State (11/10) ... Credited with 1 pass breakup and 1 QB hurry vs. OSU (11/3) ... Collected 1 tackle at West Virginia (10/25) ... Had 1 tackle at Texas (10/13) ... Finished with 3 tackles (1 solo), with one TFL, a sack for 9 yards vs. K-State (10/6), also blocked a field goal, the first of the year for the Bears, first of his career ... Set a career-high mark of 4 tackles (3 solo) at Oklahoma (9/29) ... Appeared in his first game of the season vs. Kansas (9/22), tallying 2 tackles (1 solo) with 1 TFL, his first career sack for a loss of 6 yards.

## THOMPSON CAREER STATISTICS

DEFENSIVE									
YEAR	G/GS	UT	AT	TT	TFL-YD	QBS-YD	FF/FR	PBU	INT-YD
2017	9/1	2	1	3	1.0-1	0-0	0/0	1	0-0
2018	9/2	9	5	14	5.0-33	4.0-31	0/0	1	0-0
<b>CAREER</b>	<b>18/3</b>	<b>11</b>	<b>6</b>	<b>17</b>	<b>6.0-34</b>	<b>4.0-31</b>	<b>0/0</b>	<b>2</b>	<b>0-0</b>

### CAREER BESTS

**Tackles:** 4, at Oklahoma (9/29/18)  
**Solo Tackles:** 3, at Oklahoma (9/29/18)  
**Tackles-For-Loss:** 1.0, 5x, last vs. Texas Tech (11/24/18)  
**Sacks:** 1.0, 5x, last at Texas Tech (11/24/18)  
**Interceptions:** N/A  
**Forced Fumbles:** N/A  
**Fumble Recoveries:** N/A  
**QB Hurries:** 1, vs. Texas Tech (11/24/18), vs. Oklahoma State (11/3/18), vs. Kansas State (10/6/18)



**81**  
**TYQUAN THORNTON**  
**WR • 6-3 • 165 • FR. • HS**  
**MIAMI, FLA. (BOOKER T. WASHINGTON HS)**

**2018 (Freshman):** Has appeared in all 12 games so far on the season, making two starts ... Hauled in a career-long pass of 41 yards vs. Texas Tech (11/24), the longest TD reception of the year for the Bears, his third TD of the season, finished with 2 receptions for 51 yards ... In his second collegiate start this season at Iowa State, 2 receptions for 20 yards ... Made his first collegiate start vs. OSU (11/3), but did not record a stat ... Tied his career-high with 3 receptions for 36 yards at West Virginia (10/25) ... Had 1 reception for 0 yards and kickoff return for 11 yards vs. K-State (10/6) ... Collected 1 reception for 11 yards at Oklahoma (9/29) ... Had 3 receptions for 50 yards, including a 39-yard TD reception, tying his career-long catch vs. Kansas (9/22) ... Talled his first-career TD vs. Duke (9/15), finishing with 3 receptions for a career-high 92 yards and 1 TD, career-long reception of 39 yards ... Collected his first two collegiate receptions at UTSA, one for a career-long of 25 yards, also returned 2 kickoffs for 26 yards ... Made his collegiate debut vs. ACU (9/1) ... Returned two kickoffs vs. ACU for a total of 46 yards, long of 26 ... Tall, speedy wide out that enrolled in January 2018.

# PLAYER SPOTLIGHTS

## THORNTON CAREER STATISTICS

### RECEIVING

YEAR	G/GS	REC	YD	AVG	TD	LP/OPPONENT
2018	12/2	17	282	16.6	3	41/Texas Tech

### RUSHING

YEAR	G/GS	ATT	YD	AVG	TD	LP/OPPONENT
2018	12/2	2	2	1.0	0	3/ACU

### KICK RETURNS

YEAR	G/GS	NO	YD	AVG	TD	LP/OPPONENT
2018	12/1	5	83	16.6	0	26/ACU

### CAREER BESTS

**Receptions:** 3, 3x, at West Virginia (10/25), vs. Kansas (9/22/18); vs. Duke (9/15/18)

**Receiving Yards:** 92 vs. Duke (9/15/18)

**Touchdowns:** 1, 3x, vs. Texas Tech (11/24/18), vs. Kansas (9/22/18), vs. Duke (9/15/18)

**Longest Reception:** 41 yards vs. Texas Tech (11/24/18)

**100-Yard Games:** N/A

**200-Yard Games:** N/A



**38**

## JORDAN WILLIAMS

LB • 6-0 • 220 • JR. • 2L  
PARIS, TEXAS (PARIS HS)

**2018 (Junior):** Has appeared in all 12 games this season, starting 10 of them ... Collected 5 tackles (3 solo), a half TFL and 1 pass breakup vs. Texas Tech (11/24) ... Had 6 tackles (5 solo) with 1.0 TFL vs. TCU (11/17) ... Finished third on the team with 6 tackles (1 solo), 0.5 TFL at Iowa State (11/10) ... Made an appearance vs. OSU (11/3), but did not record a stat ... Had 2 tackles at West Virginia (10/25) ... Had 4 tackles (2 solo) with 1 pass breakup at Texas (10/13) ... Finished second on the team with 7 tackles (3 solo) with 1 QB hurry vs. K-State (10/6) ... Was tied for the team lead at Oklahoma with 6 tackles (2 solo), also had a half TFL for 1 yard ... Against Kansas had 4 tackles and a half TFL ... Against Duke (9/15) collecting 5 solo tackles ... Started at WLB vs. ACU (9/1), making four tackles (three solo), one for a loss ... Started at WLB at UTSA (9/8) but did not record a stat ... has played in 30 games with nine career starts.

## J. WILLIAMS CAREER STATISTICS

### DEFENSIVE

YEAR	G/GS	UT	AT	TT	TFL-YD	QBS-YD	FF/FR	QBH	INT-YD
2015				redshirt					
2016	13/1	20	9	29	3.0-9	1.0-3	1/0	0	0-0
2017	12/3	24	14	38	3.0-10	1.0-6	1/0	0	0-0
2018	12/10	25	24	49	4.0-10	0-0	0/0	2	0-0
<b>CAREER</b>	<b>37/14</b>	<b>69</b>	<b>47</b>	<b>116</b>	<b>10.0-29</b>	<b>2.0-9</b>	<b>2/0</b>	<b>2</b>	<b>0-0</b>

### CAREER BESTS

**Tackles:** 14 at Oklahoma (11/12/16)

**Solo Tackles:** 9 at Oklahoma (11/12/16)

**Tackles-For-Loss:** 2.0 vs. Kansas (10/15/16)

**Sacks:** 1.0 vs. Kansas (10/15/16); vs. Texas Tech (11/11/17)

**Forced Fumbles:** 1 at West Virginia (12/3/16); vs. Texas Tech (11/11/17)

**Fumbles Recovered:** N/A

**Interceptions:** N/A



**1**

## VERKEDRIC VAUGHNS

S • 5-10 • 193 • SR. • 3L

MESQUITE, TEXAS (POTEET HS)

**2018 Big 12 honorable mention selection** ... Ranks second on team in career games played with 46 ... 2018, 2017 and 2016 Academic All-Big 12 second team ... Two-time Big 12 Commissioner's Honor Roll selection ... served on relief mission trip to Puerto Rico in May 2018 ... earned undergraduate degree in May 2018.

**2018 (Senior):** 2018 Big 12 honorable mention ... Appeared in 11 games, making 8 starts ... Credited with 1 tackle and 2 pass break ups against Texas Tech (11/24) ... Finished with 5 tackles, 1 TFL vs. TCU (11/17) ... Had a career-day at Iowa State (10/11), led the team with a career-high 13 tackles (7 solo) and had 1.5 TFL ... Finished with 6 tackles (4 solo) vs. OSU (11/3) ... Tied for the team-lead with 6 tackles (all solo) at West Virginia (10/25) ... Had 1 tackle at Texas (10/13) ... Had five tackles (3 solo) at Oklahoma (9/29) ... Tied for the team lead with 7 tackles (6 solo) with first TFL of the season (1 for 3 yards) vs. Kansas (9/22) ... Finished second on the team with 7 tackles (3 solo), a half TFL for 2 yards and 1 pass breakup vs. Duke (9/15) ... Made season-debut vs. ACU (9/1) where he started at safety and collected four tackles ... Appeared in the game at UTSA, but did not record a stat ... 2018 Big 12 All-Academic second team selection.

## VAUGHNS CAREER STATISTICS

### DEFENSIVE

YEAR	G/GS	UT	AT	TT	TFL-YD	QBS-YD	FF/FR	PBU	INT-YD
2014				redshirt					
2015	11/0	2	0	2	0-0	0-0	0/0	0	0-0
2016	12/4	14	0	14	0-0	0-0	0/1	7	0-0
2017	12/5	31	11	42	2.0-8	1.0-4	0/0	2	0-0
2018	11/8	38	17	55	5.0-11	0-0	0/0	1	0-0
<b>CAREER</b>	<b>46/18</b>	<b>85</b>	<b>28</b>	<b>113</b>	<b>7.0-19</b>	<b>1.0-4</b>	<b>1/1</b>	<b>10</b>	<b>0-0</b>

### CAREER BESTS

**Tackles:** 13 at Iowa State (11/10/18)

**Solo Tackles:** 9 vs. Liberty (9/2/17)

**Tackles-For-Loss:** 1.5 at Iowa State (11/10/18)

**Sacks:** 1 vs. Texas (10/28/17)

**Pass Breakups:** 3 at Rice (9/16/16)

**Interceptions:** N/A

**Forced Fumbles:** 1 vs. OK State (9/24/16)

**Recovered Fumbles:** 1 vs. OK State (9/24/16)



# BAYLOR FOOTBALL 2018

OVERALL: 6-6 (HOME 4-2, ROAD 1-4, NEUTRAL 1-0) | BIG 12 CONFERENCE: 4-5 (HOME 3-1, ROAD 0-4, NEUTRAL 1-0)

## RESULTS 6-6 (4-5 BIG 12)

DATE	OPPONENT	RESULT	SCORE	ATTEND.	AP RANK	TV
Sept. 1	ABILENE CHRISTIAN	W	55-27	45,330	—	FSN
Sept. 8	at UTSA	W	37-20	42,017	—	Facebook
Sept. 15	DUKE	L	27-40	40,442	—	FS1
Sept. 22	KANSAS	W	26-7	36,725	—	FS1
Sept. 29	at Oklahoma	L	33-66	86,642	—	6 ABC
Oct. 6	KANSAS STATE	W	37-34	36,888	—	FS1
Oct. 13	at Texas	L	17-23	93,882	—	9 ESPN
Oct. 25	at West Virginia	L	14-58	53,117	—	13 FS1
Nov. 3	OKLAHOMA STATE	W	35-31	43,493	—	FS1
Nov. 10	at Iowa State	L	14-28	53,860	—	22 FS1
Nov. 17	TCU	L	9-16	41,540	—	FS1
Nov. 24	vs. Texas Tech	W	35-24	27,308	—	FS1

## TEAM STATISTICS

	BAYLOR	OPPONENTS
<b>SCORING</b>	339	374
Points Per Game	28.2	31.2
Points Off Turnovers	38	74
<b>FIRST DOWNS</b>	301	245
Rushing	127	105
Passing	145	118
Penalty	29	22
<b>RUSHING YARDAGE</b>	1914	2098
Yards gained rushing	2274	2393
Yards lost rushing	360	295
Rushing Attempts	456	416
Average Per Rush	4.2	5.0
Average Per Game	159.5	174.8
TDs Rushing	21	21
<b>PASSING YARDAGE</b>	3386	2861
Comp-Att-Int	275-451-12	229-374-7
Average Per Pass	7.5	7.6
Average Per Catch	12.3	12.5
Average Per Game	282.2	238.4
TDs Passing	20	24
<b>TOTAL OFFENSE</b>	5300	4959
Total Plays	907	790
Average Per Play	5.8	6.3
Average Per Game	441.7	413.2
<b>KICK RETURNS: #-Yards</b>	28-504	23-506
<b>PUNT RETURNS: #-Yards</b>	17-112	11-96
<b>INT RETURNS: #-Yards</b>	7-37	12-193
<b>KICK RETURN AVERAGE</b>	18.0	22.0
<b>PUNT RETURN AVERAGE</b>	6.6	8.7
<b>INT RETURN AVERAGE</b>	5.3	16.1
<b>FUMBLES-LOST</b>	22-6	9-2
<b>PENALTIES-Yards</b>	93-845	77-701
Average Per Game	70.4	58.4
<b>PUNTS-Yards</b>	51-2164	53-2220
Average Per Punt	42.4	41.9
Net punt average	39.4	38.3
<b>KICKOFFS-Yards</b>	64-3979	74-4407
Average Per Kick	62.2	59.6
Net kick average	40.2	39.9
<b>TIME OF POSSESSION/Game</b>	32:27	27:32
<b>3RD-DOWN Conversions</b>	74/169	71/164
3rd-Down Pct	44%	43%
<b>4TH-DOWN Conversions</b>	8/17	7/13
4th-Down Pct	47%	54%
<b>SACKS BY-Yards</b>	24-186	37-235
<b>MISC YARDS</b>	0	0
<b>TOUCHDOWNS SCORED</b>	43	46
<b>FIELD GOALS-ATTEMPTS</b>	14-22	18-27
<b>ON-SIDE KICKS</b>	1-4	0-0
<b>RED-ZONE SCORES</b>	(37-49) 76%	(30-33) 91%
<b>RED-ZONE TOUCHDOWNS</b>	(29-49) 59%	(19-33) 58%
<b>PAT-ATTEMPTS</b>	(37-42) 88%	(42-45) 93%
<b>ATTENDANCE</b>	496034	659144
Games/Avg Per Game	12/41336	10/65914
Neutral Site Games		2/27308

SCORE BY QUARTERS	1st	2nd	3rd	4th	Total
Baylor	63	83	107	86	339
Opponents	78	137	84	75	374

## RUSHING

	GP	ATT.	GAIN	LOSS	NET	AVG.	TD	LONG	YPG
Lovett, John	11	100	565	19	546	5.5	5	75	49.6
Hasty, JaMycal	10	74	406	30	376	5.1	3	54	37.6
Ebner, Trestan	12	56	337	14	323	5.8	0	23	26.9
Brewer, Charlie	12	117	476	210	266	2.3	6	23	22.2
Hurd, Jalen	12	48	218	9	209	4.4	3	37	17.4
McClendon, Jalan	9	34	153	51	102	3.0	2	21	11.3
Williams, Craig	2	2	35	0	35	17.5	1	21	17.5
Platt, Chris	12	2	31	0	31	15.5	0	19	2.6
Fleeks, Josh	11	9	32	16	16	1.8	1	17	1.5
Smith, Abram	6	4	11	0	11	2.8	0	6	1.8
Bohanon, Gerry	2	2	5	0	5	2.5	0	3	2.5
McGuire, Garret	1	1	2	0	2	2.0	0	2	2.0
Thornton, Tyquan	12	2	3	1	2	1.0	0	3	0.2
Bullard, Koby	12	1	0	0	0	0.0	0	0	0.0
TEAM	8	4	0	10	-10	-2.5	0	0	-1.2
<b>Total.....</b>	<b>12</b>	<b>456</b>	<b>2274</b>	<b>360</b>	<b>1914</b>	<b>4.2</b>	<b>21</b>	<b>75</b>	<b>159.5</b>
<b>Opponents.....</b>	<b>12</b>	<b>416</b>	<b>2393</b>	<b>295</b>	<b>2098</b>	<b>5.0</b>	<b>21</b>	<b>79</b>	<b>174.8</b>

## PASSING

	G	EFF	CMP-ATT-I	PCT	YDS	TD	LONG	AVG/G
Brewer, Charlie	12	134.96	219-356-8	61.5	2635	17	55	219.6
McClendon, Jalan	9	130.73	55-91-3	60.4	715	3	43	79.4
TEAM	8	0.00	0-1-0	0.0	0	0	0	0.0
Galitz, Drew	12	0.00	0-1-0	0.0	0	0	0	0.0
Atkinson, Jared	4	402.40	1-1-0	100.0	36	0	36	9.0
Ebner, Trestan	12	-200.00	0-1-1	0.0	0	0	0	0.0
<b>Total.....</b>	<b>12</b>	<b>133.35</b>	<b>275-451-12</b>	<b>61.0</b>	<b>3386</b>	<b>20</b>	<b>55</b>	<b>282.2</b>
<b>Opponents.....</b>	<b>12</b>	<b>142.92</b>	<b>229-374-7</b>	<b>61.2</b>	<b>2861</b>	<b>24</b>	<b>86</b>	<b>238.4</b>

## RECEIVING

	G	NO	YDS	AVG	TD	LONG	AVG/G
Hurd, Jalen	12	69	946	13.7	4	38	78.8
Mims, Denzel	11	49	699	14.3	8	55	63.5
Platt, Chris	12	35	504	14.4	1	45	42.0
Ebner, Trestan	12	26	239	9.2	0	23	19.9
Hasty, JaMycal	10	26	170	6.5	1	34	17.0
Jones, Marques	12	20	190	9.5	1	28	15.8
Thornton, Tyquan	12	17	282	16.6	3	41	23.5
Fleeks, Josh	11	10	92	9.2	1	34	8.4
Stricklin, Pooh	11	9	123	13.7	1	25	11.2
Lovett, John	11	5	48	9.6	0	18	4.4
Henle, Christoph	12	5	47	9.4	0	13	3.9
Henderson, Tyler	12	2	7	3.5	0	8	0.6
Brewer, Charlie	12	1	36	36.0	0	36	3.0
Smith, Abram	6	1	3	3.0	0	3	0.5
<b>Total.....</b>	<b>12</b>	<b>275</b>	<b>3386</b>	<b>12.3</b>	<b>20</b>	<b>55</b>	<b>282.2</b>
<b>Opponents.....</b>	<b>12</b>	<b>229</b>	<b>2861</b>	<b>12.5</b>	<b>24</b>	<b>86</b>	<b>238.4</b>

## TOTAL OFFENSE

	G	PLAYS	RUSH	PASS	TOTAL	AVG/G
Brewer, Charlie	12	473	266	2635	2901	241.8
McClendon, Jalan	9	125	102	715	817	90.8
Lovett, John	11	100	546	0	546	49.6
Hasty, JaMycal	10	74	376	0	376	37.6
Ebner, Trestan	12	57	323	0	323	26.9
Hurd, Jalen	12	48	209	0	209	17.4
Atkinson, Jared	4	1	0	36	36	9.0
Williams, Craig	2	2	35	0	35	17.5
Platt, Chris	12	2	31	0	31	2.6
Fleeks, Josh	11	9	16	0	16	1.5
Smith, Abram	6	4	11	0	11	1.8
Bohanon, Gerry	2	2	5	0	5	2.5
Thornton, Tyquan	12	2	2	0	2	0.2
McGuire, Garret	1	1	2	0	2	2.0
TEAM	8	5	-10	0	-10	-1.2
<b>Total.....</b>	<b>12</b>	<b>907</b>	<b>1914</b>	<b>3386</b>	<b>5300</b>	<b>441.7</b>
<b>Opponents.....</b>	<b>12</b>	<b>790</b>	<b>2098</b>	<b>2861</b>	<b>4959</b>	<b>413.2</b>

# BAYLOR FOOTBALL 2018

OVERALL: 6-6 (HOME 4-2, ROAD 1-4, NEUTRAL 1-0) | BIG 12 CONFERENCE: 4-5 (HOME 3-1, ROAD 0-4, NEUTRAL 1-0)

## SCORING

	TD	FGS	PATs					SAF	PTS
			KICK	RUSH	RCV	PASS	DXP		
Martin, Connor	0	14-22	37-41	0-0	0	0-0	0	0	79
Mims, Denzel	8	0-0	0-0	0-0	0	0-0	0	0	48
Hurd, Jalen	7	0-0	0-0	0-0	0	0-0	0	0	42
Brewer, Charlie	6	0-0	0-0	0-0	0	1-1	0	0	36
Lovett, John	5	0-0	0-0	0-0	0	0-0	0	0	30
Hasty, JaMycal	5	0-0	0-0	0-0	0	0-0	0	0	30
Thornton, Tyquan	3	0-0	0-0	0-0	0	0-0	0	0	18
Fleeks, Josh	2	0-0	0-0	0-0	0	0-0	0	0	12
McClendon, Jalan	2	0-0	0-0	0-0	0	0-0	0	0	12
Platt, Chris	1	0-0	0-0	0-0	1	0-0	0	0	8
Stricklin, Pooh	1	0-0	0-0	0-0	0	0-0	0	0	6
Ebner, Trestan	1	0-0	0-0	0-0	0	0-0	0	0	6
Jones, Marques	1	0-0	0-0	0-0	0	0-0	0	0	6
Williams, Craig	1	0-0	0-0	0-0	0	0-0	0	0	6
TEAM	0	0-0	0-1	0-0	0	0-0	0	0	0
Hand, Harrison	0	0-0	0-0	0-0	0	0-0	0	0	0
<b>Total.....</b>	<b>43</b>	<b>14-22</b>	<b>37-42</b>	<b>0-0</b>	<b>1</b>	<b>1-1</b>	<b>0</b>	<b>0</b>	<b>339</b>
<b>Opponents.....</b>	<b>46</b>	<b>18-27</b>	<b>42-45</b>	<b>0-0</b>	<b>1</b>	<b>1-1</b>	<b>0</b>	<b>0</b>	<b>374</b>

## PUNT RETURNS

	NO	YDS	AVG	TD	LONG
Platt, Chris	2	-24	-12.0	0	0
Sneed, R.J.	2	18	9.0	0	21
Arnold, Grayland	2	12	6.0	0	11
Nicholson, Tony	2	13	6.5	0	10
Hurd, Jalen	2	13	6.5	0	13
Morgan, Christian	2	31	15.5	0	0
TEAM	2	4	2.0	0	0
Stricklin, Pooh	1	2	2.0	0	2
White, Trevor	1	-3	-3.0	0	0
Thompson, BJ	1	6	6.0	0	0
Hasty, JaMycal	0	33	0.0	1	33
Ebner, Trestan	0	7	0.0	1	7
<b>Total.....</b>	<b>17</b>	<b>112</b>	<b>6.6</b>	<b>2</b>	<b>33</b>
<b>Opponents.....</b>	<b>11</b>	<b>96</b>	<b>8.7</b>	<b>0</b>	<b>39</b>

## KICK RETURNS

	NO	YDS	AVG	TD	LONG
Fleeks, Josh	20	360	18.0	0	41
Thornton, Tyquan	5	83	16.6	0	26
Platt, Chris	2	47	23.5	0	24
Lovett, John	1	14	14.0	0	14
<b>Total.....</b>	<b>28</b>	<b>504</b>	<b>18.0</b>	<b>0</b>	<b>41</b>
<b>Opponents.....</b>	<b>23</b>	<b>506</b>	<b>22.0</b>	<b>0</b>	<b>62</b>

## INTERCEPTIONS

	NO	YDS	AVG	TD	LONG
Texada, Raleigh	2	0	0.0	0	0
McVea, Jairon	1	3	3.0	0	3
Thomas, Derrek	1	-7	-7.0	0	0
Morgan, Christian	1	-2	-2.0	0	0
Bernard, Terrel	1	28	28.0	0	28
Lynch, Blake	1	15	15.0	0	15
<b>Total.....</b>	<b>7</b>	<b>37</b>	<b>5.3</b>	<b>0</b>	<b>28</b>
<b>Opponents.....</b>	<b>12</b>	<b>193</b>	<b>16.1</b>	<b>1</b>	<b>75</b>

## FUMBLE RETURNS

	NO	YDS	AVG	TD	LONG
<b>Total.....</b>	<b>0</b>	<b>0</b>	<b>0.0</b>	<b>0</b>	<b>0</b>
<b>Opponents.....</b>	<b>1</b>	<b>4</b>	<b>4.0</b>	<b>0</b>	<b>4</b>

## ALL-PURPOSE YARDS

	G	RUSH	REC	PR	KOR	IR	TOT	AVG/G
Hurd, Jalen	12	209	946	13	0	0	1168	97.3
Mims, Denzel	11	0	699	0	0	0	699	63.5
Lovett, John	11	546	48	0	14	0	608	55.3
Hasty, JaMycal	11	376	170	33	0	0	579	52.6
Ebner, Trestan	12	323	239	7	0	0	569	47.4
Platt, Chris	12	31	504	-24	47	0	558	46.5
Fleeks, Josh	11	16	92	0	360	0	468	42.5
Thornton, Tyquan	12	2	282	0	83	0	367	30.6
Brewer, Charlie	12	266	36	0	0	0	302	25.2
Jones, Marques	12	0	190	0	0	0	190	15.8
Stricklin, Pooh	11	0	123	2	0	0	125	11.4
McClendon, Jalan	9	102	0	0	0	0	102	11.3
Henle, Christoph	12	0	47	0	0	0	47	3.9
Williams, Craig	2	35	0	0	0	0	35	17.5
Morgan, Christian	12	0	0	31	0	-2	29	2.4
Bernard, Terrel	10	0	0	0	0	28	28	2.8
Sneed, R.J.	6	0	0	18	0	0	18	3.0
Lynch, Blake	12	0	0	0	0	15	15	1.2
Smith, Abram	6	11	3	0	0	0	14	2.3
Nicholson, Tony	2	0	0	13	0	0	13	6.5
Arnold, Grayland	4	0	0	12	0	0	12	3.0
Henderson, Tyler	12	0	7	0	0	0	7	0.6
Thompson, BJ	9	0	0	6	0	0	6	0.7
Bohanon, Gerry	2	5	0	0	0	0	5	2.5
McVea, Jairon	12	0	0	0	0	3	3	0.2
McGuire, Garret	1	2	0	0	0	0	2	2.0
White, Trevor	10	0	0	-3	0	0	-3	-0.3
TEAM	8	-10	0	4	0	0	-6	-0.8
Thomas, Derrek	12	0	0	0	0	-7	-7	-0.6
<b>Total.....</b>	<b>12</b>	<b>1914</b>	<b>3386</b>	<b>112</b>	<b>504</b>	<b>37</b>	<b>5953</b>	<b>496.1</b>
<b>Opponents.....</b>	<b>12</b>	<b>2098</b>	<b>2861</b>	<b>96</b>	<b>506</b>	<b>193</b>	<b>5754</b>	<b>479.5</b>

## PUNTING

	NO	YDS	AVG	LONG	TB	FC	I20	50+	BLKD
Galitz, Drew	51	2164	42.4	62	3	24	18	14	0
<b>Total.....</b>	<b>51</b>	<b>2164</b>	<b>42.4</b>	<b>62</b>	<b>3</b>	<b>24</b>	<b>18</b>	<b>14</b>	<b>0</b>
<b>Opponents.....</b>	<b>53</b>	<b>2220</b>	<b>41.9</b>	<b>65</b>	<b>4</b>	<b>14</b>	<b>19</b>	<b>19</b>	<b>3</b>

## FIELD GOALS

	FGM-FGA	PCT	01-19	20-29	30-39	40-49	50-99	LG	BLK
Martin, Connor	14-22	63.6	0-0	3-5	7-9	3-6	1-2	50	1

## KICKOFFS

	NO	YDS	AVG	TB	OB	RETN	NET	YDLN
Galitz, Drew	56	3474	62.0	32	3			
Sedwick, Jay	8	505	63.1	4	0			
<b>Total.....</b>	<b>64</b>	<b>3979</b>	<b>62.2</b>	<b>36</b>	<b>3</b>	<b>506</b>	<b>40.2</b>	<b>24</b>
<b>Opponents.....</b>	<b>74</b>	<b>4407</b>	<b>59.6</b>	<b>38</b>	<b>2</b>	<b>504</b>	<b>39.9</b>	<b>25</b>

# BAYLOR FOOTBALL 2018

OVERALL: 6-6 (HOME 4-2, ROAD 1-4, NEUTRAL 1-0) | BIG 12 CONFERENCE: 4-5 (HOME 3-1, ROAD 0-4, NEUTRAL 1-0)

## DEFENSIVE STATISTICS

	GP-GS	SOLO	AST	TOTAL	TFL-YDS	SACKS-YDS	INT-YDS	PBU	QBH	FR-YDS	FF	BLOCK	SAFETY
Johnston,Clay	11-10	61	34	95	5.5-26	1.0-12	.	.	.	.	.	.	.
Miller,Chris	11-11	44	17	61	1.5-9	1.0-9	.	1	.	1-0	1	.	.
Vaughns, Verkedric	11-8	38	17	55	5.0-11	.	.	3	.	.	.	.	.
Williams,Jordan	12-10	25	24	49	4.0-10	.	.	3	2	.	.	.	.
Bernard,Terrel	10-2	22	22	44	3.0-15	1.0-12	1-28	.	.	.	.	.	.
Lynch,Blake	12-9	26	16	42	2.0-5	0.5-2	1-15	1	1	.	.	.	.
Lynch,James	12-12	24	16	40	9.0-58	5.5-45	.	2	6	.	.	1	.
Roy,Bravvion	12-10	13	19	32	2.0-6	1.5-4	.	.	.	.	.	1	.
Roberts,Greg	11-9	20	12	32	8.0-28	3.0-18	.	2	1	.	1	.	.
Texada,Raleigh	12-6	23	8	31	1.0-2	.	2-0	4	.	.	1	.	.
Lewis,Ira	12-12	16	12	28	3.5-21	2.5-19	.	.	3	.	.	.	.
Black,Henry	12-4	17	6	23	3.0-21	2.0-18	.	.	.	.	.	.	.
Thomas,Derrek	12-10	17	4	21	.	.	1--7	4	.	.	.	.	.
Morgan,Christian	12-3	12	5	17	1.5-2	.	1--2	.	.	.	1	2	.
Woods,JT	12-0	12	4	16	1.0-11	1.0-11	.	2	.	.	.	.	.
Thompson,BJ	9-2	9	5	14	5.0-33	4.0-31	.	1	3	.	.	3	.
Lockhart,James	12-2	7	4	11	3.0-7	1.0-5	.	1	2	.	.	.	.
Kelly,Chad	11-0	9	2	11	1.0-2	.	.	.	.	.	.	.	.
Pitre,Jalen	12-1	5	6	11	2.0-6	.	.	.	.	.	.	.	.
Williams,Deonte	7-0	5	6	11	3.0-13	.	.	.	1	.	.	.	.
Barnes,Kalon	11-2	7	3	10	.	.	.	1	.	.	.	.	.
Hand,Harrison	9-5	9	1	10	1.0-3	.	.	3	.	.	.	.	.
Maticcik,Ross	12-2	6	3	9	.	.	.	.	1	.	.	.	.
Houston,Jameson	11-0	5	3	8	.	.	.	3	.	.	.	.	.
Copeland,Jake	10-0	4	3	7	.	.	.	.	.	.	.	.	.
Arnold,Grayland	4-2	6	.	6	.	.	.	.	.	.	.	.	.
Ogbonnaya,Chidi	10-0	3	2	5	.	.	.	.	.	.	.	.	.
Hunt,Tyrone	7-0	1	2	3	.	.	.	.	.	.	.	.	.
McVea,Jairon	12-0	2	1	3	.	.	1-3	.	.	.	.	.	.
Jones,Xavier	4-0	1	1	2	1.0-1	.	.	.	.	.	.	.	.
Ebner,Trestan	12-0	2	.	2	.	.	.	.	.	.	.	.	.
Saulin,Rob	6-0	1	.	1	.	.	.	.	.	.	.	.	.
Blackmar,Blake	12-0	1	.	1	.	.	.	.	.	.	.	.	.
Smith,Abram	6-0	1	.	1	.	.	.	.	.	.	.	.	.
Hanspard Jr.,Byron	3-0	1	.	1	.	.	.	.	.	.	.	.	.
Valentin,Johncarlo	10-0	1	.	1	.	.	.	.	.	.	.	.	.
Logan,Ashton	9-0	.	1	1	.	.	.	.	.	.	.	.	.
Brewer,Charlie	12-0	1	.	1	.	.	.	.	.	.	.	.	.
Rogers,Owen	12-0	1	.	1	.	.	.	.	.	.	.	.	.
Lovett,John	11-0	.	1	1	.	.	.	.	.	.	.	.	.
Mims,Denzel	11-0	1	.	1	.	.	.	.	.	.	.	.	.
Hurd,Jalen	12-0	1	.	1	.	.	.	.	.	1-0	.	.	.
<b>Total.....</b>	<b>12</b>	<b>460</b>	<b>260</b>	<b>720</b>	<b>66-290</b>	<b>24-186</b>	<b>7-37</b>	<b>31</b>	<b>20</b>	<b>2-0</b>	<b>4</b>	<b>7</b>	<b>.</b>
<b>Opponents.....</b>	<b>12</b>	<b>537</b>	<b>282</b>	<b>819</b>	<b>87.0-364</b>	<b>37-235</b>	<b>12-193</b>	<b>39</b>	<b>40</b>	<b>6-4</b>	<b>13</b>	<b>2</b>	<b>.</b>

# BAYLOR FOOTBALL 2018

OVERALL: 6-6 (HOME 4-2, ROAD 1-4, NEUTRAL 1-0) | BIG 12 CONFERENCE: 4-5 (HOME 3-1, ROAD 0-4, NEUTRAL 1-0)

## GAME-BY-GAME TEAM STATS

GAME	FINAL SCORE	QUARTERS					1ST DOWNS R-P-PE TOT	RUSHING NO-YDS-TD	PASSING C-A-I YDS TD	TOT OFF ATT-YDS NO-AVG	PUNTS NO-AVG	PEN F-FL NO-YDS	3RD DNS	4TH DNS	RED ZONE	SACKS NO-YDS	FIELD GOALS	POSSESSION TIME							
		1	2	3	4	OT												1	2	3	4	TOT			
Baylor	55	17	21	10	7	14-12-0	26	36-295-5	18-28-1	311	2	64-606	3-42.7	2-0	5-53	2-9	0-0	5-5	2-7	2-2	7:23	5:33	7:07	9:56	29:59
Abilene Christian	27	7	13	7	0	8-9-2	19	27-220-1	27-40-1	246	2	67-466	7-43.1	0-0	5-37	6-15	0-0	2-3	0-0	2-2	7:37	9:27	7:53	5:04	30:01
Baylor	37	10	10	7	10	7-16-3	26	31-91-1	27-41-0	403	3	72-494	3-41.3	1-1	7-70	8-14	0-0	4-4	3-29	3-3	8:04	7:42	8:23	10:59	35:08
at UTSA	20	3	10	0	7	5-11-0	16	26-98-1	18-33-1	157	1	59-255	5-43.0	0-0	6-30	5-12	0-1	2-2	3-12	2-2	6:56	7:18	6:37	4:01	24:52
Baylor	27	0	0	13	14	9-12-0	21	32-130-2	24-42-1	270	1	74-400	6-48.0	3-1	5-44	7-15	0-0	2-2	0-0	0-2	10:13	9:08	5:39	8:17	33:17
Duke	40	7	16	7	10	12-7-1	20	44-225-1	12-30-0	174	3	74-399	6-34.7	0-0	0-0	8-18	1-2	3-3	2-15	2-2	4:47	5:52	9:21	6:43	26:43
Baylor	26	7	16	3	0	10-10-2	22	39-189-0	20-29-0	257	3	68-446	5-45.6	1-0	13-140	7-14	0-0	2-2	4-29	2-2	9:06	8:39	7:53	9:27	35:05
Kansas	7	0	0	7	0	5-5-4	14	28-122-0	16-27-0	149	1	55-271	3-47.6	0-0	7-55	4-13	0-1	1-1	3-19	0-1	5:54	6:21	7:07	5:33	24:55
Baylor	33	6	3	14	10	11-18-4	33	38-77-2	40-63-0	416	2	101-493	5-38.8	3-1	9-75	9-20	2-4	5-5	2-15	2-2	9:07	9:09	9:19	9:45	37:20
at Oklahoma	66	14	14	21	17	8-12-2	22	32-166-3	17-23-0	441	6	55-607	3-45.7	1-0	7-80	4-8	0-0	3-3	6-41	1-1	5:53	5:51	5:41	5:15	22:40
Baylor	37	3	9	8	17	17-19-2	38	48-261-3	30-45-2	296	1	93-557	1-51.0	3-0	2-10	10-17	0-0	5-6	3-27	3-6	9:23	9:08	6:22	9:21	34:14
Kansas State	34	7	7	0	20	15-5-0	20	35-319-4	15-26-2	149	1	61-468	2-43.5	3-1	6-55	6-12	0-1	0-1	4-25	0-1	5:37	5:52	8:38	5:39	25:46
Baylor	17	7	3	7	0	8-10-1	19	34-88-1	20-40-1	240	1	74-328	7-43.3	1-0	10-92	8-17	0-0	2-3	1-12	1-1	5:49	7:46	8:54	5:13	27:42
at Texas	23	3	20	0	0	9-13-3	25	41-170-1	24-39-1	219	1	80-389	4-47.8	0-0	8-52	9-18	1-1	2-3	3-11	3-5	9:11	7:14	6:06	9:47	32:18
Baylor	14	0	0	14	0	7-9-1	17	36-82-2	17-29-3	205	0	65-287	8-41.1	3-1	8-75	5-14	0-1	2-3	1-15	0-0	5:45	8:07	9:39	8:19	31:50
at West Virginia	58	10	31	10	7	5-13-4	22	33-172-3	21-31-0	396	4	64-568	2-50.0	1-0	6-64	1-10	1-1	4-4	5-37	3-5	9:15	6:53	5:13	6:41	28:02
Baylor	35	0	14	7	14	12-6-8	26	39-244-2	14-26-1	158	2	65-402	3-44.7	0-0	6-69	4-10	0-1	2-5	4-22	0-1	9:31	6:29	7:18	4:36	27:54
Oklahoma State	31	7	3	14	7	13-16-3	32	47-212-3	25-42-0	311	1	89-523	3-39.3	1-1	12-133	7-16	2-3	5-5	2-13	1-3	5:29	9:31	7:42	10:24	32:06
Baylor	14	0	0	7	7	9-15-1	25	32-146-0	29-48-0	359	2	80-505	2-31.5	0-0	7-70	6-15	3-5	2-7	1-8	0-2	9:26	7:27	9:54	8:12	34:59
at Iowa State	28	7	10	11	0	8-12-1	21	32-125-2	18-25-0	230	1	57-355	3-41.3	1-0	4-30	7-11	0-0	5-5	1-8	2-2	5:34	7:33	5:06	6:48	25:01
Baylor	9	6	0	3	0	10-7-3	20	40-140-1	14-29-1	163	0	69-303	5-40.0	2-2	9-66	2-13	2-4	2-3	1-8	1-1	8:15	4:06	7:19	6:11	25:51
TCU	16	3	6	7	0	10-4-0	14	42-160-1	15-21-0	151	1	63-311	8-36.4	2-0	8-80	4-15	1-1	1-1	5-28	1-1	6:45	10:54	7:41	8:49	34:09
Baylor	35	7	7	14	7	13-11-4	28	51-170-2	22-31-2	308	3	82-478	3-40.7	3-0	12-80	6-11	1-2	4-4	2-14	0-0	9:37	8:20	7:23	10:44	36:04
vs. Texas Tech	24	10	7	0	7	7-11-2	20	30-100-1	21-37-2	247	2	67-347	3-38.0	0-0	8-85	10-16	1-1	2-2	3-26	1-2	5:23	6:40	7:37	4:16	23:56

## GAME-BY-GAME OFFENSIVE STARTERS

OPPONENT	WR	LT	LG	C	RG	RT	TE	WR	QB	RB	WR	WR/TE
ACU	Platt	Malin	Beard	Tecklenburg	Blackmar	Lawrence	—	Mims	Brewer	Hasty	Hurd	M. Jones
at UTSA	Platt	Anderson	Newman	Tecklenburg	Blackmar	Lawrence	Henle	Mims	Brewer	Hasty	Hurd	
Duke	Platt	Anderson	Newman	Tecklenburg	Blackmar	Lawrence	—	Atkinson	Brewer	Hasty	Hurd	M. Jones
Kansas	Platt	Fruhmorgen	Newman	Tecklenburg	Blackmar	Lawrence	—	Mims	Brewer	Lovett	Hurd	M. Jones
at Oklahoma	Platt	Fruhmorgen	Valentin	Tecklenburg	Blackmar	Lawrence	—	Mims	Brewer	Hasty	Fleeks	M. Jones
Kansas State	Platt	Fruhmorgen	Valentin	Tecklenburg	Blackmar	Lawrence	Henle	Mims	Brewer	Hasty	Hurd	
at Texas	Platt	Malin	Valentin	Tecklenburg	Blackmar	Lawrence	Henle	Mims	Brewer	Hasty	Hurd	
at West Virginia	Platt	Galvin	Valentin	Tecklenburg	Blackmar	Lawrence	—	Mims	Brewer	Hasty	Hurd	M. Jones
Oklahoma State	Platt	Galvin	Valentin	Tecklenburg	Blackmar	Lawrence	—	Thornton	McClendon	Hasty	Hurd	M. Jones
at Iowa State	Platt	Galvin	Valentin	Tecklenburg	Blackmar	Lawrence	—	Thornton	Brewer	Hasty	Hurd	M. Jones
TCU	Platt	Galvin	Valentin	Tecklenburg	Blackmar	Lawrence	Henle	Mims	Brewer	Lovett	Hurd	
vs. Texas Tech	—	Galvin	Valentin	Tecklenburg	Blackmar	Lawrence	Henle	Mims	Brewer	Lovett	Hurd	Henderson

## GAME-BY-GAME DEFENSIVE STARTERS

OPPONENT	DE	NT	DT	RE	WLB	MLB	SLB	CB	RS	LS	CB	SAFETY
ACU	J. Lynch	Roy	Lewis	Lockhart	J. Williams	Matscik	Black	Arnold	Vaughns	Miller	Texada	
at UTSA	J. Lynch	Roy	Lewis	Lockhart	J. Williams	Matscik	Black	Arnold	B. Lynch	Miller	Thomas	
Duke	J. Lynch	Roy	Lewis	Roberts	J. Williams	Johnston	Black	Hand	Vaughns	Miller	Thomas	
Kansas	J. Lynch	Roy	Lewis	Roberts	J. Williams	Johnston	Pitre	Hand	Vaughns	Miller	Thomas	
at Oklahoma	Roberts	Lewis	J. Lynch	Thompson	J. Williams	Johnston	B. Lynch	Hand	Vaughns	Miller	Thomas	
Kansas State	Roberts	Lewis	J. Lynch	Thompson	J. Williams	Johnston	B. Lynch	Barnes	Morgan	Miller	Texada	
at Texas	J. Lynch	Lewis	Roy	Roberts	J. Williams	Johnston	B. Lynch	Texada	Morgan	Miller	Thomas	
at West Virginia	J. Lynch	Lewis	Roy	Roberts	J. Williams	Johnston	B. Lynch	Texada	Morgan	Vaughns	Thomas	
Oklahoma State	J. Lynch	Lewis	Roy	Roberts	Bernard	Johnston	B. Lynch	Texada	Vaughns	Miller	Thomas	
at Iowa State	J. Lynch	Lewis	Roy	Roberts	Bernard	Johnston	B. Lynch	Texada	Vaughns	Miller	Thomas	
TCU	J. Lynch	Roy	—	Lewis	J. Williams	Johnston	B. Lynch	Hand	Vaughns	Miller	Thomas	Black
vs. Texas Tech	J. Lynch	Lewis	Roy	Roberts	J. Williams	Johnston	B. Lynch	Hand	Vaughns	Miller	Thomas	



# BAYLOR FOOTBALL 2018

OVERALL: 6-6 (HOME 4-2, ROAD 1-4, NEUTRAL 1-0) | BIG 12 CONFERENCE: 4-5 (HOME 3-1, ROAD 0-4, NEUTRAL 1-0)

## GAME-BY-GAME PASSING

CHARLIE BREWER	CMP	ATT	INT	PCT	YDS	TD	LONG	SACKS	EFF.	JALAN McCLENDON	CMP	ATT	INT	PCT	YDS	TD	LONG	SACKS	EFF.	
ACU	8	15	1	53.3	138	0	55	0	130.61	ACU	10	13	0	76.9	173	2	34	0	239.48	
at UTSA	23	34	0	67.6	328	3	42	2	177.80	at UTSA	3	6	0	50.0	39	0	17	1	104.60	
Duke	14	26	0	53.8	175	0	39	1	110.38	Duke	10	16	1	62.5	95	1	25	1	120.50	
Kansas	19	27	0	70.4	221	3	39	2	175.79	Kansas	1	2	0	50.0	36	0	36	1	201.20	
at Oklahoma	38	60	0	63.3	400	2	45	6	130.33	at Oklahoma	2	3	0	66.7	16	0	9	0	111.47	
Kansas State	30	44	1	68.2	296	1	21	4	127.65	Kansas State	DNP									
at Texas	20	39	1	51.3	240	1	45	3	106.31	at Texas	DNP									
at West Virginia	1	8	3	12.5	22	0	22	3	-39.40	at West Virginia	16	21	0	76.2	183	0	23	2	149.39	
Oklahoma State	4	8	0	50.0	56	2	36	0	191.30	Oklahoma State	10	17	1	58.8	102	0	27	2	97.46	
at Iowa State	26	36	0	72.2	288	2	28	1	157.76	at Iowa State	3	12	0	25.0	71	0	43	0	74.70	
TCU	14	29	1	48.3	163	0	31	5	88.59	TCU	DNP									
vs. Texas Tech	22	30	1	73.3	308	3	41	3	185.91	vs. Texas Tech	0	1	1	0.0	0	0	0	0	-200.00	

## GAME-BY-GAME RUSHING (No.-Yards-TDs)

PLAYER	NO-YDS-TD	ACU	at UTSA	DUKE	KU	at OU	KSU	at UT	at WVU	OSU	at ISU	TCU	vs. TTU
Lovett, John	94-422-4	12-115-3	9-47-0	5-12-0	9-23-0	9-36-0	DNP	5-21-0	2-(-1)-0	6-104-1	4-9-0	11-55-0	28-125-1
Hasty, JaMycal	70-353-3	10-102-2	10-7-1	4-13-0	5-60-0	10-43-0	9-60-0	7-16-0	9-37-0	4-23-0	6-15-0	DNP	DNP
Ebner, Trestan	54-312-0	3-28-0	1-5-0	3-11-0	5-20-0	1-6-0	17-100-0	3-16-0	3-23-0	2-11-0	2-4-0	6-35-0	10-64-0
Brewer, Charlie	111-237-6	1-15-0	8-22-0	8-32-2	12-56-0	11-(-20)-1	12-10-1	13-22-0	7-(-15)-0	6-28-0	12-72-0	18-54-1	9-(-11)-1
Hurd, Jalen	39-182-3	0-0-0	0-0-0	1-12-0	4-19-0	6-12-1	8-56-1	6-13-1	2-20-0	9-27-0	8-46-0	4-4-0	0-0-0
McCleendon, Jalen	26-74-1	2-7-0	2-(-2)-0	10-51-0	1-(-4)-0	0-0-0	DNP	DNP	11-22-1	8-28-1	0-0-0	DNP	0-0-0
Williams, Craig	2-35-1	DNP	DNP	DNP	DNP	DNP	2-35-1	0-0-0	DNP	DNP	DNP	DNP	DNP
Platt, Chris	2-31-0	0-0-0	1-12-0	0-0-0	1-19-0	0-0-0	0-0-0	0-0-0	0-0-0	0-0-0	0-0-0	0-0-0	0-0-0
Smith, Abram	4-11-0	4-11-0	DNP	0-0-0	0-0-0	0-0-0	0-0-0	0-0-0	DNP	DNP	DNP	DNP	DNP
Bohanon, Gerry	2-5-0	DNP	DNP	DNP	DNP	DNP	DNP	DNP	DNP	2-5-0	DNP	0-0-0	DNP
Thornton, Tyquan	2-2-0	1-3-0	0-0-0	1-(-1)-0	0-0-0	0-0-0	0-0-0	0-0-0	0-0-0	0-0-0	0-0-0	0-0-0	0-0-0
McGuire, Garret	1-2-0	1-2-0	DNP	DNP	DNP	DNP	DNP	DNP	DNP	DNP	DNP	DNP	DNP
Bullard, Koby	1-0-0	0-0-0	0-0-0	0-0-0	0-0-0	0-0-0	0-0-0	0-0-0	0-0-0	0-0-0	0-0-0	0-0-0	1-0-0
Fleeks, Josh	7-(-2)-1	2-12-0	DNP	0-0-0	1-(-2)-0	1-0-0	0-0-0	0-0-0	2-(-4)-1	2-18-0	0-0-0	1-(-8)-0	0-0-0

## GAME-BY-GAME RECEIVING (No.-Yards-TDs)

PLAYER	NO-YDS-TD	ACU	at UTSA	DUKE	KU	at OU	KSU	at UT	at WVU	OSU	at ISU	TCU	vs. TTU
Hurd, Jalen	69-966-4	4-58-1	8-136-1	6-57-0	4-60-0	9-104-1	11-135-0	5-72-0	3-38-0	7-96-1	5-81-0	4-68-0	3-41-0
Mims, Denzel	49-699-8	3-80-0	8-133-1	DNP	2-32-0	11-114-1	8-90-1	3-80-1	2-29-0	1-6-1	5-43-1	1-27-0	5-65-2
Platt, Chris	35-504-1	3-40-0	4-53-0	2-25-0	3-29-1	2-54-0	3-30-0	5-26-0	2-38-0	0-0-0	2-66-0	3-29-0	6-114-0
Thornton, Tyquan	17-282-3	0-0-0	2-22-0	3-92-1	3-50-1	1-11-0	1-0-0	0-0-0	3-36-0	0-0-0	2-20-0	0-0-0	2-51-1
Ebner, Trestan	26-239-0	2-39-0	1-9-0	3-19-0	1-4-0	5-53-0	3-13-0	0-0-0	2-15-0	2-14-0	3-38-0	3-26-0	1-9-0
Jones, Marques	20-190-1	1-20-1	0-0-0	3-38-0	1-4-0	3-26-0	2-17-0	1-5-0	1-22-0	2-19-0	3-23-0	2-11-0	1-5-0
Hasty, JaMycal	26-170-1	4-67-0	1-3-1	4-10-0	0-0-0	7-42-0	2-11-0	1-5-0	3-9-0	1-2-0	3-21-0	DNP	DNP
Stricklin, Pooh	9-123-1	0-0-0	0-0-0	1-9-0	0-0-0	0-0-0	0-0-0	2-39-0	0-0-0	DNP	5-67-1	0-0-0	1-8-0
Fleeks, Josh	8-92-1	0-0-0	DNP	0-0-0	5-65-1	0-0-0	0-0-0	2-7-0	0-0-0	1-21-0	1-0-0	0-0-0	1-(-1)-0
Lovett, John	5-48-0	0-0-0	0-0-0	2-20-0	0-0-0	0-0-0	DNP	0-0-0	1-18-0	0-0-0	0-0-0	1-2-0	1-8-0
Henle, Christoph	5-47-0	1-7-0	1-12-0	0-0-0	1-13-0	1-9-0	0-0-0	1-6-0	0-0-0	0-0-0	0-0-0	0-0-0	0-0-0
Brewer, Charlie	1-36-0	0-0-0	1-36-0	0-0-0	0-0-0	0-0-0	0-0-0	0-0-0	0-0-0	0-0-0	0-0-0	0-0-0	0-0-0
Henderson, Tyler	2-5-0	0-0-0	1-(-3)-0	0-0-0	0-0-0	0-0-0	0-0-0	0-0-0	0-0-0	0-0-0	0-0-0	0-0-0	1-8-0
Smith, Abram	1-3-0	0-0-0	DNP	0-0-0	0-0-0	1-3-0	0-0-0	0-0-0	DNP	DNP	DNP	DNP	DNP

## GAME-BY-GAME KICKING

CONNOR MARTIN	PAT	ATT	PCT	FG	ATT	PCT	LONG	PTS	DREW GALITZ	NO	YDS	AVG	LONG	I20	TB	50+	60+
Abilene Christian	7	7	100.0	2	2	100.0	50	13	Abilene Christian	3	128	42.7	45	1	0	0	0
at UTSA	4	4	100.0	3	3	100.0	47	13	at UTSA	3	124	41.3	50	2	0	1	0
Duke	3	3	100.0	0	2	0.0	—	3	Duke	6	288	48.0	60	0	0	3	1
Kansas	2	3	66.7	2	2	100.0	45	8	Kansas	5	228	45.6	58	5	0	2	0
at Oklahoma	3	4	75.0	2	2	100.0	39	9	at Oklahoma	5	194	38.8	44	1	1	0	0
Kansas State	2	3	66.7	3	6	50.0	35	11	Kansas State	1	51	51.0	51	0	0	1	0
at Texas	2	2	100.0	1	1	100.0	46	5	at Texas	7	303	43.3	56	3	0	3	0
at West Virginia	2	2	100.0	0	0	—	—	2	at West Virginia	8	329	41.1	52	1	1	1	0
Oklahoma State	5	5	100.0	0	1	0.0	—	5	Oklahoma State	3	134	44.7	62	1	0	2	1
at Iowa State	2	2	100.0	0	2	0.0	—	2	at Iowa State	2	63	31.5	32	0	1	0	0
TCU	0	1	0.0	1	1	100.0	33	3	TCU	5	200	40.0	49	3	0	0	0
vs. Texas Tech	5	5	100.0	0	0	—	—	5	vs. Texas Tech	3	122	40.7	54	1	0	1	0

## GAME-BY-GAME PUNTING

# BAYLOR FOOTBALL 2018

OVERALL: 6-6 (HOME 4-2, ROAD 1-4, NEUTRAL 1-0) | BIG 12 CONFERENCE: 4-5 (HOME 3-1, ROAD 0-4, NEUTRAL 1-0)

## GAME-BY-GAME TACKLES (UT-AT-TOT)

PLAYER	UT-AT-TOTAL	ACU	at UTSA	DUKE	KU	at OU	KSU	at UT	at WVU	OSU	at ISU	TCU	vs. TTU
Johnston, Clay	61-34-95	DNP	2-3-5	8-3-11	1-3-4	0-0-0	2-1-3	10-3-13	5-1-6	14-3-17	3-6-9	10-5-15	6-6-12
Miller, Chris	44-17-61	5-2-7	3-1-4	5-0-5	3-1-4	2-4-6	6-2-8	1-0-1	DNP	8-0-8	2-3-5	3-0-3	6-4-10
Vaughns, Verkedric	38-17-55	4-0-4	0-0-0	3-4-7	6-1-7	2-3-5	DNP	1-0-1	6-0-6	4-2-6	7-6-13	5-0-5	0-1-1
Williams, Jordan	25-25-50	3-1-4	0-1-1	5-0-5	0-4-4	2-4-6	3-4-7	2-2-4	1-1-2	0-0-0	1-5-6	5-1-6	3-2-5
Bernard, Terrel	22-22-44	1-0-1	4-3-7	3-4-7	5-2-7	0-5-5	0-0-0	2-3-5	2-0-2	3-3-6	2-2-4	DNP	DNP
Lynch, Blake	26-15-41	1-1-2	3-0-3	1-0-1	0-0-0	0-0-0	3-0-3	9-1-10	3-0-3	1-6-7	1-2-3	1-0-1	3-5-8
Lynch, James	24-16-40	2-0-2	2-2-4	1-1-2	2-0-2	3-2-5	3-2-5	1-2-3	3-0-3	2-3-5	2-2-4	0-1-1	3-1-4
Roberts, Greg	21-12-33	DNP	0-1-1	3-3-6	3-0-3	5-0-5	0-0-0	2-3-5	5-0-5	1-4-5	0-1-1	0-0-0	2-0-2
Roy, Bravion	13-19-32	0-0-0	3-2-5	1-2-3	0-1-1	0-1-1	0-0-0	4-0-4	1-0-1	2-2-4	0-4-4	2-3-5	0-4-4
Texada, Raleigh	23-8-31	0-0-0	0-1-1	0-0-0	0-0-0	3-0-3	4-1-5	2-1-3	3-0-3	6-3-9	2-1-3	2-0-2	1-1-2
Lewis, Ira	16-12-28	1-1-2	2-0-2	2-2-4	0-1-1	1-0-1	1-1-2	1-0-1	0-0-0	3-1-4	0-3-3	3-1-4	2-2-4
Black, Henry	17-7-24	3-2-5	2-1-3	0-0-0	DNP	DNP	1-0-1	0-0-0	3-0-3	0-1-1	0-0-0	6-2-8	2-0-2
Thomas, Derrek	17-4-21	1-0-1	1-0-1	2-0-2	0-0-0	1-0-1	0-0-0	5-1-6	1-0-1	1-0-1	2-2-4	1-1-2	2-0-2
Morgan, Christian	12-5-17	0-0-0	0-1-1	0-1-1	0-0-0	1-1-2	4-0-4	3-2-5	2-0-2	1-0-1	0-0-0	0-0-0	1-0-1
Woods, JT	12-4-16	1-0-1	0-1-1	0-0-0	2-1-3	1-0-1	0-0-0	3-1-4	2-0-2	1-0-1	0-0-0	1-1-2	1-0-1
Thompson, BJ	9-5-14	DNP	DNP	DNP	1-1-2	3-1-4	1-2-3	0-1-1	1-0-1	0-0-0	1-0-1	0-0-0	2-0-2
Kelly, Chad	9-2-11	5-1-6	1-0-1	1-1-2	0-0-0	0-0-0	0-0-0	1-0-1	1-0-1	0-0-0	0-0-0	0-0-0	DNP
Lockhart, James	7-4-11	4-0-4	1-1-2	0-0-0	0-0-0	0-1-1	1-0-1	0-1-1	1-0-1	0-0-0	0-1-1	0-0-0	0-0-0
Williams, Deonte	5-6-11	0-0-0	1-1-2	1-2-3	1-0-1	1-0-1	1-1-2	0-2-2	DNP	DNP	DNP	DNP	DNP
Pitre, Jalen	5-6-11	1-2-3	1-1-2	0-1-1	1-1-2	1-0-1	1-0-1	0-0-0	0-0-0	0-0-0	0-0-0	0-0-0	0-1-1
Hand, Harrison	9-1-10	0-0-0	1-0-1	0-0-0	2-0-2	1-1-2	0-0-0	DNP	DNP	DNP	1-0-1	2-0-2	2-0-2
Barnes, Kalon	7-3-10	0-1-1	1-1-2	1-0-1	0-0-0	0-0-0	1-0-1	0-1-1	0-0-0	3-0-3	1-0-1	0-0-0	DNP
Maticcik, Ross	6-3-9	3-2-5	1-0-1	0-0-0	1-0-1	0-0-0	0-0-0	0-1-1	1-0-1	0-0-0	0-0-0	0-0-0	0-0-0
Houston, Jameson	5-3-8	0-0-0	1-0-1	0-1-1	1-0-1	0-1-1	0-0-0	1-1-2	2-0-2	0-0-0	DNP	0-0-0	0-0-0
Copeland, Jake	4-3-7	DNP	DNP	0-0-0	1-0-1	0-1-1	0-0-0	0-1-1	1-0-1	0-0-0	2-0-2	0-1-1	0-0-0
Arnold, Grayland	6-0-6	4-0-4	0-0-0	0-0-0	2-0-2	DNP	DNP	DNP	DNP	DNP	DNP	DNP	DNP
Ogbonnaya, Chidi	3-2-5	0-1-1	0-0-0	0-1-1	0-0-0	0-0-0	0-0-0	1-0-1	2-0-2	0-0-0	0-0-0	0-0-0	DNP
Hunt, Tyrone	1-2-3	DNP	DNP	DNP	DNP	0-0-0	0-0-0	0-1-1	0-0-0	0-0-0	1-0-1	0-1-1	DNP
Ebner, Trestan	2-0-2	0-0-0	0-0-0	0-0-0	0-0-0	0-0-0	0-0-0	0-0-0	0-0-0	0-0-0	1-0-1	1-0-1	0-0-0
McVea, Jairon	1-1-2	0-0-0	0-0-0	0-0-0	1-0-1	0-0-0	1-0-1	0-0-0	0-0-0	0-0-0	0-0-0	0-1-1	0-0-0
Jones, Xavier	1-1-2	1-0-1	0-1-1	DNP	DNP	DNP	DNP	DNP	DNP	0-0-0	0-0-0	DNP	DNP
Saulin, Rob	1-0-1	0-0-0	1-0-1	0-0-0	0-0-0	0-0-0	DNP	DNP	0-0-0	DNP	DNP	DNP	DNP
Smith, Abram	1-0-1	0-0-0	DNP	0-0-0	1-0-1	0-0-0	0-0-0	0-0-0	DNP	DNP	DNP	DNP	DNP
Mims, Denzel	1-0-1	0-0-0	0-0-0	DNP	0-0-0	0-0-0	0-0-0	0-0-0	1-0-1	0-0-0	0-0-0	0-0-0	0-0-0
Blackmar, Blake	1-0-1	0-0-0	0-0-0	0-0-0	0-0-0	0-0-0	0-0-0	0-0-0	1-0-1	0-0-0	0-0-0	0-0-0	0-0-0
Brewer, Charlie	1-0-1	0-0-0	0-0-0	0-0-0	0-0-0	0-0-0	0-0-0	0-0-0	1-0-1	0-0-0	0-0-0	0-0-0	0-0-0
Hurd, Jalen	1-0-1	0-0-0	0-0-0	0-0-0	0-0-0	0-0-0	0-0-0	0-0-0	0-0-0	0-0-0	0-0-0	1-0-1	0-0-0
Rogers, Owen	1-0-1	0-0-0	0-0-0	0-0-0	0-0-0	0-0-0	0-0-0	0-0-0	0-0-0	0-0-0	0-0-0	0-0-0	1-0-1
Hanspard, Byron	1-0-1	0-0-0	0-0-0	0-0-0	0-0-0	0-0-0	0-0-0	0-0-0	0-0-0	0-0-0	0-0-0	0-0-0	1-0-1
Valentin, Johncarlo	1-0-1	0-0-0	0-0-0	0-0-0	0-0-0	0-0-0	0-0-0	0-0-0	0-0-0	0-0-0	0-0-0	0-0-0	1-0-1
Lovett, John	0-1-1	0-0-0	0-1-1	0-0-0	0-0-0	0-0-0	DNP	0-0-0	0-0-0	0-0-0	0-0-0	0-0-0	0-0-0
Logan, Ashton	0-1-1	0-0-0	0-0-0	0-0-0	0-0-0	0-0-0	0-0-0	0-0-0	0-0-0	0-0-0	0-0-0	0-0-0	0-1-1

# BAYLOR FOOTBALL 2018

OVERALL: 6-6 (HOME 4-2, ROAD 1-4, NEUTRAL 1-0) | BIG 12 CONFERENCE: 4-5 (HOME 3-1, ROAD 0-4, NEUTRAL 1-0)

## GAME-BY-GAME TACKLES FOR LOSS (TFL-YARDS)

PLAYER	TFL-YDS	ACU	at UTSA	DUKE	KU	at OU	KSU	at UT	at WVU	OSU	at ISU	TCU	vs. TTU
Roberts, Greg	9.0-35	DNP	0.0-0	0.0-0	2.0-6	3.0-22	0.0-0	0.5-1	1.0-2	0.5-1	0.0-0	0.0-0	2.0-3
Lynch, James	8.5-58	1.0-2	2.5-17	0.0-0	1.0-9	0.0-0	2.0-10	0.0-0	1.0-15	0.5-4	0.0-0	0.5-1	0.0-0
Johnston, Clay	5.5-26	DNP	0.0-0	0.0-0	0.0-0	0.0-0	0.0-0	1.5-13	1.0-2	0.0-0	0.5-1	1.5-8	1.0-2
Thompson, BJ	5.0-33	0.0-0	0.0-0	0.0-0	1.0-6	1.0-2	1.0-9	0.0-0	0.0-0	0.0-0	1.0-8	0.0-0	1.0-8
Williams, Jordan	4.0-10	1.0-1	0.0-0	0.0-0	0.5-1	0.5-1	0.0-0	0.0-0	0.0-0	0.0-0	0.5-1	1.0-4	0.5-2
Lewis, Ira	3.5-21	0.0-0	1.0-10	0.0-0	0.0-0	0.0-0	0.0-0	0.0-0	0.0-0	0.5-3	0.0-0	1.0-2	1.0-6
Vaughns, Verkedric	3.5-8	0.0-0	0.0-0	0.0-0	1.0-3	0.0-0	DNP	0.0-0	0.0-0	0.0-0	1.5-2	1.0-3	0.0-0
Black, Henry	3.0-16	0.0-0	0.0-0	0.0-0	DNP	DNP	1.0-5	0.0-0	0.0-0	0.0-0	0.0-0	2.0-11	0.0-0
Bernard, Terrel	3.0-15	0.0-0	1.0-12	0.0-0	1.0-2	0.5-0	0.0-0	0.0-0	0.0-0	0.5-1	0.0-0	DNP	DNP
Lockhart, James	3.0-7	1.0-5	0.5-0	0.0-0	0.0-0	0.0-0	1.0-2	0.5-0	0.0-0	0.0-0	0.0-0	0.0-0	0.0-0
Williams, Deonte	2.0-10	0.0-0	1.0-4	0.0-0	1.0-6	0.0-0	0.0-0	0.0-0	DNP	DNP	DNP	DNP	DNP
Pitre, Jalen	2.0-6	1.0-1	0.0-0	0.0-0	0.0-0	0.0-0	1.0-5	0.0-0	0.0-0	0.0-0	0.0-0	0.0-0	0.0-0
Roy, Bravvion	2.0-6	0.0-0	0.0-0	0.0-0	0.5-2	0.0-0	0.0-0	0.0-0	0.0-0	1.5-4	0.0-0	0.0-0	0.0-0
Lynch, Blake	2.0-5	0.0-0	0.0-0	0.0-0	0.0-0	0.0-0	0.0-0	1.0-1	0.0-0	0.5-2	0.0-0	0.0-0	0.5-2
Miller, Chris	1.5-9	0.0-0	0.0-0	0.0-0	0.0-0	0.0-0	0.0-0	0.0-0	DNP	1.0-9	0.5-0	0.0-0	0.0-0
Morgan, Christian	1.5-2	0.0-0	0.0-0	0.0-0	0.0-0	0.0-0	0.0-0	0.5-1	1.0-1	0.0-0	0.0-0	0.0-0	0.0-0
Woods, JT	1.0-11	0.0-0	0.0-0	0.0-0	1.0-11	0.0-0	0.0-0	0.0-0	0.0-0	0.0-0	0.0-0	0.0-0	0.0-0
Hand, Harrison	1.0-3	0.0-0	0.0-0	0.0-0	0.0-0	0.0-0	0.0-0	DNP	DNP	DNP	0.0-0	1.0-3	0.0-0
Kelly, Chad	1.0-2	1.0-2	0.0-0	0.0-0	0.0-0	0.0-0	0.0-0	0.0-0	0.0-0	0.0-0	0.0-0	0.0-0	DNP
Texada, Raleigh	1.0-2	0.0-0	0.0-0	0.0-0	0.0-0	0.0-0	0.0-0	0.0-0	1.0-2	0.0-0	0.0-0	0.0-0	0.0-0
Arnold, Grayland	1.0-1	1.0-1	0.0-0	0.0-0	0.0-0	DNP	DNP	DNP	DNP	DNP	DNP	DNP	DNP
Jones, Xavier	1.0-1	1.0-1	0.0-0	DNP	DNP	DNP	DNP	DNP	DNP	0.0-0	0.0-0	DNP	DNP

## GAME-BY-GAME SACKS (SACKS-YARDS)

PLAYER	SACKS-YARDS	ACU	at UTSA	DUKE	KU	at OU	KSU	at UT	at WVU	OSU	at ISU	TCU	vs. TTU
Lynch, James	6.0-45	1.0-2	1.0-7	0.5-0	1.0-9	0.0-0	1.0-8	0.0-0	1.0-15	0.5-4	0.0-0	0.0-0	0.0-0
Thompson, BJ	4.0-31	DNP	DNP	DNP	1.0-6	0.0-0	1.0-9	0.0-0	0.0-0	0.0-0	1.0-8	0.0-0	1.0-8
Roberts, Greg	3.0-18	DNP	0.0-0	0.0-0	1.0-3	2.0-15	0.0-0	0.0-0	0.0-0	0.0-0	0.0-0	0.0-0	0.0-0
Lewis, Ira	2.5-19	0.0-0	1.0-10	0.0-0	0.0-0	0.0-0	0.0-0	0.0-0	0.0-0	0.5-3	0.0-0	0.0-0	1.0-6
Black, Henry	2.0-18	0.0-0	0.0-0	0.0-0	DNP	DNP	1.0-10	0.0-0	0.0-0	0.0-0	0.0-0	1.0-8	0.0-0
Roy, Bravvion	1.5-4	0.0-0	0.0-0	0.0-0	0.0-0	0.0-0	0.0-0	0.0-0	0.0-0	1.5-4	0.0-0	0.0-0	0.0-0
Bernard, Terrel	1.0-12	0.0-0	1.0-12	0.0-0	0.0-0	0.0-0	0.0-0	0.0-0	0.0-0	0.0-0	0.0-0	DNP	DNP
Johnston, Clay	1.0-12	DNP	0.0-0	0.0-0	0.0-0	0.0-0	0.0-0	1.0-12	0.0-0	0.0-0	0.0-0	0.0-0	0.0-0
Woods, JT	1.0-11	0.0-0	0.0-0	0.0-0	1.0-11	0.0-0	0.0-0	0.0-0	0.0-0	0.0-0	0.0-0	0.0-0	0.0-0
Miller, Chris	1.0-9	0.0-0	0.0-0	0.0-0	0.0-0	0.0-0	0.0-0	0.0-0	DNP	1.0-9	0.0-0	0.0-0	0.0-0
Lockhart, James	1.0-5	1.0-5	0.0-0	0.0-0	0.0-0	0.0-0	0.0-0	0.0-0	0.0-0	0.0-0	0.0-0	0.0-0	0.0-0
Williams, Deonte	1.0-3	0.0-0	0.0-0	1.0-3	0.0-0	0.0-0	0.0-0	0.0-0	DNP	DNP	DNP	DNP	DNP
Vaughns, Verkedric	0.5-2	0.0-0	0.0-0	0.5-2	0.0-0	0.0-0	DNP	0.0-0	0.0-0	0.0-0	0.0-0	0.0-0	0.0-0
Lynch, Blake	0.5-2	0.0-0	0.0-0	0.0-0	0.0-0	0.0-0	0.0-0	0.0-0	0.0-0	0.5-2	0.0-0	0.0-0	0.0-0

# BAYLOR FOOTBALL 2018

OVERALL: 6-6 (HOME 4-2, ROAD 1-4, NEUTRAL 1-0) | BIG 12 CONFERENCE: 4-5 (HOME 3-1, ROAD 0-4, NEUTRAL 1-0)

## SCORING DRIVES

OPPONENT	PLAYS	YDS	DRIVE TIME	QTR/ CLOCK	DRIVE START	DRIVE PLAY
ACU	6	30	2:16	1st/9:39	ACU48	Martin 35 FG
ACU	5	80	1:18	1st/5:27	BU20	Hurd 25 pass from McClendon
ACU	2	16	0:47	1st/2:39	ACU16	M. Jones pass from McClendon
ACU	6	67	2:09	2nd/11:24	BU33	Hasty 3 run
ACU	3	71	1:22	2nd/4:08	BU29	Hasty 54 run
ACU	4	75	1:55	2nd/1:55	BU25	Lovett 31 run
ACU	6	85	2:40	3rd/10:55	BU15	Lovett 3 run
ACU	7	41	3:29	3rd/3:24	BU27	Martin 50 FG
ACU	6	55	2:22	4th/9:18	BU45	Lovett 7 run
at UTSA	9	50	4:26	1st/8:48	50	Hasty 3 pass from Brewer
at UTSA	4	2	1:27	1st/7:05	UTSA32	Martin 47 FG
at UTSA	7	97	4:09	2nd/4:03	BU03	Mims 22 pass from Brewer
at UTSA	5	36	2:07	2nd/1:56	BU49	Martin 32 FG
at UTSA	10	58	3:53	3rd/3:42	BU42	Hurd 7 pass from Brewer
at UTSA	9	44	3:38	4th/9:29	BU35	Martin 38 FG
at UTSA	12	78	6:57	4th/1:29	BU22	Hasty 1 run
DUKE	8	75	2:31	3rd/11:08	BU25	Brewer 3 run
*DUKE				3rd/6:39		Hasty 33 blocked punt return
DUKE	11	82	5:01	4th/9:44	BU18	Thornton 25 pass from McClendon
DUKE	6	75	1:43	4th/1:56	BU25	Brewer 2 run
KANSAS	6	47	3:48	1st/5:35	KU47	Platt 22 pass from Brewer
KANSAS	6	69	2:40	2nd/14:52	BU31	Thornton 39 pass from Brewer
KANSAS	12	55	6:43	2nd/4:32	BU17	Martin 45 FG
KANSAS	4	46	1:16	2nd/1:37	KU46	Fleeks 34 pass from Brewer
KANSAS	9	65	3:32	3rd/5:00	BU25	Martin 27 FG
at Oklahoma	12	75	5:56	1st/2:42	BU25	Mims 13 pass from Brewer
at Oklahoma	9	44	1:37	2nd/0:00	BU41	Martin 32 FG
at Oklahoma	13	75	4:38	3rd/10:22	BU25	Hurd 2 run
at Oklahoma	8	75	2:31	3rd/7:06	BU25	Brewer 1 run
at Oklahoma	11	53	3:15	4th/11:45	BU25	Martin 39 FG
at Oklahoma	9	75	3:56	4th/5:12	BU25	Hurd 4 pass from Brewer
KANSAS STATE	11	58	3:43	1st/11:17	BU25	Martin 35 FG
KANSAS STATE	9	51	2:22	2nd/14:40	BU38	Martin 28 FG
KANSAS STATE	10	43	3:32	2nd/9:47	KS43	Brewer 3 run
KANSAS STATE	2	19	0:28	3rd/14:28	KS19	Hurd 1 run
KANSAS STATE	7	71	2:06	4th/8:32	BU29	Mims 21 pass from Brewer
KANSAS STATE	4	67	1:05	4th/6:41	BU33	C. Williams 21 run
KANSAS STATE	12	76	4:18	4th/0:08	BU13	Martin 29 FG
at Texas	12	70	5:49	1st/3:08	BU30	Mims 19 pass from Brewer
at Texas	11	51	4:28	2nd/5:03	BU22	Martin 46 FG
at Texas	6	56	2:04	3rd/4:33	BU44	Hurd 2 run
at West Virginia	9	56	4:20	3rd/9:52	BU44	Fleeks 2 run
at West Virginia	10	75	5:11	3rd/0:23	BU25	McClendon 1 run
OKLAHOMA STATE	6	69	2:30	2nd/8:17	BU31	McClendon 1 run
*OKLAHOMA STATE				2nd/2:24		Ebner 7 blocked punt return
OKLAHOMA STATE	1	75	0:13	3rd/0:12	BU25	Lovett 75 run
OKLAHOMA STATE	8	86	3:12	4th/5:43	BU14	Hurd 36 pass from Brewer
OKLAHOMA STATE	8	55	1:24	4th/0:07	BU45	Mims 6 pass from Brewer
at Iowa State	15	92	7:36	3rd/1:56	BU8	Mims 6 pass from Brewer
at Iowa State	8	70	2:54	4th/12:25	BU30	Stricklin 7 pass from Brewer
TCU	9	80	3:47	1st/5:02	BU20	Brewer 7 run
TCU	10	64	3:38	3rd/6:25	BU20	Martin 33 FG
vs. Texas Tech	19	75	9:10	1st/2:54	BU25	Mims 6 pass from Brewer
vs. Texas Tech	5	75	1:17	2nd/14:10	BU25	Thornton 41 pass from Brewer
vs. Texas Tech	7	75	1:49	3rd/13:11	BU25	Brewer 1 run
vs. Texas Tech	9	67	2:39	3rd/9:57	BU33	Lovett 3 run
vs. Texas Tech	5	75	2:13	4th/12:41	BU25	Mims 16 pass from Brewer
<b>AVERAGE DRIVE</b>	<b>8.0</b>	<b>62.7</b>	<b>3:12</b>			

\* - not counted toward average drive length

## DRIVES SUPERLATIVES

<b>MOST PLAYS:</b>	19 vs. TTU (TD)	<b>FEWEST PLAYS:</b>	1 vs. OSU (TD)
<b>MOST YARDS:</b>	97 at UTSA (TD)	<b>FEWEST YARDS:</b>	4 at UTSA (FG)
<b>LONGEST TIME:</b>	9:10 vs. TTU (TD)	<b>SHORTEST TIME:</b>	0:13 vs. OSU (TD)

## LONG PLAYS FROM SCRIMMAGE (25-Plus Yards)

YDS	PLAY	OPPONENT (QTR)
75	Lovett run [TD]	OKLAHOMA STATE (3rd)
55	Mims pass from Brewer	ACU (3rd)
54	Hasty run [TD]	ACU (2nd)
45	Platt pass from Brewer	at Oklahoma (4th)
45	Mims pass from Brewer	at Texas (3rd)
43	Platt pass from McClendon	at Iowa State (4th)
42	Mims pass from Brewer	at UTSA (2nd)
41	Thornton pass from Brewer [TD]	vs. Texas Tech (2nd)
39	Thornton pass from Brewer	DUKE (3rd)
39	Thornton pass from Brewer [TD]	KANSAS (2nd)
39	Platt pass from Brewer	vs. Texas Tech (3rd)
38	Hurd pass from Brewer	at UTSA (3rd)
38	Hasty run	KANSAS (3rd)
37	Hurd run	KANSAS STATE (2nd)
37	Platt pass from Brewer	vs. Texas Tech (4th)
36	Brewer pass from Atkinson	at UTSA (2nd)
36	Hurd pass from McClendon	KANSAS (4th)
36	Hurd pass from Brewer [TD]	OKLAHOMA STATE (4th)
34	Hasty pass from McClendon	ACU (1st)
34	Fleeks pass from Brewer [TD]	KANSAS (2nd)
33	Hasty blocked punt return [TD]	DUKE (3rd)
31	Lovett run [TD]	ACU (2nd)
31	Hurd pass from Brewer	TCU (2nd)
29	Platt pass from Brewer	at UTSA (4th)
28	Bernard interception return	ACU (1st)
28	M. Jones pass from Brewer	DUKE (4th)
28	Thornton pass from Brewer	DUKE (4th)
28	Hurd pass from Brewer	at Iowa State (2nd)
27	Hurd pass from McClendon	OKLAHOMA STATE (2nd)
27	Mims pass from Brewer	TCU (1st)
27	Mims pass from Brewer	vs. Texas Tech (3rd)
26	Hurd pass from Brewer	at Oklahoma (4th)
26	Hurd pass from Brewer	at Texas (2nd)
25	Hurd pass from McClendon [TD]	ACU (1st)
25	Thornton pass from Brewer	at UTSA (4th)
25	Thornton pass from McClendon [TD]	DUKE (4th)
25	Stricklin pass from Brewer	at Iowa State (3rd)

## MISCELLANEOUS INFORMATION

OPPONENT	BAYLOR CAPTAINS	COIN TOSS	BAYLOR KO/REC	BAYLOR FIRST PLAY	OPP. FIRST POSSESSION	KICKOFF TIME (SITE)	GAME LENGTH	BU UNIFORM	GAME TIME TEMP	SURFACE	RESULT
Abilene Christian	Jacobs, Lawrence, Lewis, Platt	ACU	REC	Hasty 13 run	Punt	7:05 p.m.	3:59	Green/Green/Gold	94	Turf	W, 55-27
at UTSA	Blackmar, Galitz, Hurd, X. Jones	BU	KO	Hurd 22 pass from Brewer	Punt	6:05 p.m.	3:12	White/White/White	Indoors	Turf	W, 37-20
Duke	Lewis, J. Lynch, Roberts, Roy	Duke	REC	Hurd 10 pass from Brewer	Punt	2:32 p.m.	3:31	Green/Gray/Green	89	Turf	L, 27-40
Kansas	Lovett, Platt, Vaughns, J. Williams	KU	REC	Hurd 4 pass from Brewer	Punt	2:35 p.m.	3:17	Green/Green/White	73	Turf	W, 26-7
at Oklahoma	Hasty, Johnston, C. Miller, Tecklenburg	BU	KO	Hasty 9 pass from Brewer	Punt	2:36 p.m.	3:47	Green/White/Green	71	Grass	L, 33-66
Kansas State	Malin, Platt, Roberts, Thomas	KSU	REC	Hurd 12 pass from Brewer	TD	2:40 p.m.	3:37	Green/Gray/Gray	87	Turf	W, 37-34
at Texas	Blackmar, Lawrence, Lewis, Roberts	BU	KO	Hasty 2 run	FG	2:35 p.m.	3:32	Green/White/White	86	Turf	L, 17-23
at West Virginia	Blackmar, Hurd, B. Lynch, Roy	WVU	KO	Brewer 2 run	TD	7:05 p.m.	3:16	White/White/White	45	Turf	L, 14-58
Oklahoma State	X. Jones, Lawrence, Lewis, Vaughns	OSU	REC	M. Jones 14 pass from McClendon	TD	11:05 a.m.	3:32	White/Green/White	68	Turf	W, 35-31
at Iowa State	Blackmar, Roberts, Thomas, White	ISU	REC	M. Jones 6 pass from Brewer	TD	2:40 p.m.	3:31	White/White/Green	25	Grass	L, 14-28
TCU	Johnston, Mims, Roy, Tecklenburg	BU	REC	Brewer -2 run	FG	11:05 a.m.	3:32	Black/Black/Gold	61	Turf	L, 9-16
vs. Texas Tech	Blackmar, Lewis, Platt, Vaughns	TTU	KO	Brewer inc. pass	TD	11:05 a.m.	3:31	White/White/White	Indoors	Turf	W, 35-24



# BAYLOR FOOTBALL 2018

OVERALL: 6-6 (HOME 4-2, ROAD 1-4, NEUTRAL 1-0) | BIG 12 CONFERENCE: 4-5 (HOME 3-1, ROAD 0-4, NEUTRAL 1-0)

## BAYLOR SUPERLATIVES

INDIVIDUAL		
Rushes	28	Lovett, John vs Texas Tech (Nov 24, 2018)
Yards Rushing	125	Lovett, John vs Texas Tech (Nov 24, 2018)
TD Rushes	3	Lovett, John vs ACU (Sept 1, 2018)
Long Rush	75	Lovett, John vs Oklahoma State (Nov 03, 2018)
Pass attempts	60	Brewer, Charlie at Oklahoma (Sep 29, 2018)
Pass completions	38	Brewer, Charlie at Oklahoma (Sep 29, 2018)
Yards Passing	400	Brewer, Charlie at Oklahoma (Sep 29, 2018)
TD Passes	3	Brewer, Charlie; three times
Long Pass	55	Brewer, Charlie vs ACU (Sept 1, 2018)
Receptions	11	Mims, Denzel at Oklahoma (Sep 29, 2018)
		Hurd, Jalen vs Kansas State (Oct 06, 2018)
Yards Receiving	136	Hurd, Jalen at UTSA (Sep 8, 2018)
TD Receptions	2	Mims, Denzel vs Texas Tech (Nov 24, 2018)
Long Reception	55	Mims, Denzel vs ACU (Sept 1, 2018)
Field Goals	3	Martin, Connor at UTSA (Sep 8, 2018)
		Martin, Connor vs Kansas State (Oct 06, 2018)
Long Field Goal	50	Martin, Connor vs ACU (Sept 1, 2018)
Punts	8	Galitz, Drew at West Virginia (Oct 25, 2018)
Punting Avg	51.0	Galitz, Drew vs Kansas State (Oct 06, 2018)
Long Punt	62	Galitz, Drew vs Oklahoma State (Nov 03, 2018)
Punts inside 20	5	Galitz, Drew vs Kansas (Sep 22, 2018)
Long Punt Return	33	Hasty, Ja'Myca vs Duke (Sep 15, 2018)
Long Kickoff Return	41	Fleeks, Josh vs Duke (Sep 15, 2018)
Tackles	17	Johnston, Clay vs Oklahoma State (Nov 03, 2018)
Sacks	2.0	Roberts, Greg at Oklahoma (Sep 29, 2018)
Tackles For Loss	2.5	Lynch, James at UTSA (Sep 8, 2018)
Interceptions	1	seven times

## TEAM

Rushes	51	vs Texas Tech (Nov 24, 2018)
Yards Rushing	295	vs ACU (Sept 1, 2018)
Yards Per Rush	8.2	vs ACU (Sept 1, 2018)
TD Rushes	5	vs ACU (Sept 1, 2018)
Pass attempts	63	at Oklahoma (Sep 29, 2018)
Pass completions	40	at Oklahoma (Sep 29, 2018)
Yards Passing	416	at Oklahoma (Sep 29, 2018)
Yards Per Pass	11.1	vs ACU (Sept 1, 2018)
TD Passes	3	three times
Total Plays	101	at Oklahoma (Sep 29, 2018)
Total Offense	606	vs ACU (Sept 1, 2018)
Yards Per Play	9.5	vs ACU (Sept 1, 2018)
Points	55	vs ACU (Sept 1, 2018)
Sacks By	4	vs Kansas (Sep 22, 2018); vs Oklahoma State (Nov 03, 2018)
First Downs	38	vs Kansas State (Oct 06, 2018)
Penalties	13	vs Kansas (Sep 22, 2018)
Penalty Yards	141	vs Kansas (Sep 22, 2018)
Turnovers	4	at West Virginia (Oct 25, 2018)
Interceptions By	2	vs Kansas State (Oct 06, 2018); vs Texas Tech (Nov 24, 2018)
Punts	8	at West Virginia (Oct 25, 2018)
Punting Avg	51.0	vs Kansas State (Oct 06, 2018)
Long Punt	62	vs Oklahoma State (Nov 03, 2018)
Punts inside 20	5	vs Kansas (Sep 22, 2018)
Long Punt Return	33	vs Duke (Sep 15, 2018)

## OPPONENT SUPERLATIVES

INDIVIDUAL		
Rushes	22	Barnes, Alex, vs Kansas State (Oct 06, 2018)
Yards Rushing	250	Barnes, Alex, vs Kansas State (Oct 06, 2018)
TD Rushes	3	Barnes, Alex, vs Kansas State (Oct 06, 2018)
Long Rush	79	Bush, Tevin, at West Virginia (Oct 25, 2018)
Pass attempts	41	Cornelius, T., vs Oklahoma State (Nov 03, 2018)
Pass completions	26	Anthony, L., vs ACU (Sept 1, 2018)
Yards Passing	432	Murray, Kyle, at Oklahoma (Sep 29, 2018)
TD Passes	6	Murray, Kyle, at Oklahoma (Sep 29, 2018)
Long Pass	86	Murray, Kyle, at Oklahoma (Sep 29, 2018)
Receptions	11	Collin Johnson, at Texas (Oct 13, 2018)
Yards Receiving	139	Sills V, David, at West Virginia (Oct 25, 2018)
TD Receptions	2	five players
Long Reception	86	Lamb, CeeDee, at Oklahoma (Sep 29, 2018)
Field Goals	3	Cameron Dicker, at Texas (Oct 13, 2018)
		Staley, Evan, at West Virginia (Oct 25, 2018)
Long Field Goal	47	three players
Punts	7	three players
Punting Avg	59.0	Sinor, Zach, vs Oklahoma State (Nov 03, 2018)
Long Punt	65	Thompson, Kyle, vs Kansas (Sep 22, 2018)
Punts inside 20	4	Parker, A, vs Duke (Sep 15, 2018)
Long Punt Return	39	Bowman, De'Quan, vs Texas Tech (Nov 24, 2018)
Long Kickoff Return	62	Bowman, De'Quan, vs Texas Tech (Nov 24, 2018)
Tackles	17	Murray, Kenneth, at Oklahoma (Sep 29, 2018)
Sacks	2.0	Perkins, Ronnie, at Oklahoma (Sep 29, 2018)
		Kelly, Caleb, at Oklahoma (Sep 29, 2018)
		Charle Omenihu, at Texas (Oct 13, 2018)
Tackles For Loss	4.0	Banogu, Ben, vs TCU (Nov 17, 2018)
Interceptions	1	12 players

## TEAM

Rushes	47	vs Oklahoma State (Nov 03, 2018)
Yards Rushing	319	vs Kansas State (Oct 06, 2018)
Yards Per Rush	9.1	vs Kansas State (Oct 06, 2018)
TD Rushes	4	vs Kansas State (Oct 06, 2018)
Pass attempts	42	vs Oklahoma State (Nov 03, 2018)
Pass completions	27	vs ACU (Sept 1, 2018)
Yards Passing	432	at Oklahoma (Sep 29, 2018)
Yards Per Pass	18.8	at Oklahoma (Sep 29, 2018)
TD Passes	6	at Oklahoma (Sep 29, 2018)
Total Plays	89	vs Oklahoma State (Nov 03, 2018)
Total Offense	607	at Oklahoma (Sep 29, 2018)
Yards Per Play	11.2	at Oklahoma (Sep 29, 2018)
Points	66	at Oklahoma (Sep 29, 2018)
Sacks By	6	at Oklahoma (Sep 29, 2018)
First Downs	32	vs Oklahoma State (Nov 03, 2018)
Penalties	12	vs Oklahoma State (Nov 03, 2018)
Penalty Yards	133	vs Oklahoma State (Nov 03, 2018)
Turnovers	3	vs Kansas State (Oct 06, 2018)
Interceptions By	3	at West Virginia (Oct 25, 2018)
Punts	8	vs TCU (Nov 17, 2018)
Punting Avg	50.0	at West Virginia (Oct 25, 2018)
Long Punt	65	vs Kansas (Sep 22, 2018)
Punts inside 20	4	vs Duke (Sep 15, 2018)
Long Punt Return	39	vs Texas Tech (Nov 24, 2018)

## RED ZONE

OPPONENT	SCORE	TIMES IN			RUSH TDS	PASS TDS	FGS	FGA	DOWNS	FAILED TO SCORE INSIDE 20					GAME
		SCORE	RED ZONE	SCORES						POINTS	TDS	INT	FUM	PUNT	
Abilene Christian	55-27	5	5	5	31	4	3	1	1	1	0	0	0	0	0
at UTSA	37-20	4	4	4	24	3	1	2	1	1	0	0	0	0	0
Duke	27-40	2	2	2	13	2	2	0	0	0	0	0	0	0	0
Kansas	26-7	2	2	2	10	1	0	1	1	1	0	0	0	0	0
at Oklahoma	33-66	5	5	5	30	4	2	2	1	1	0	0	0	0	0
Kansas State	37-34	6	5	5	22	2	2	0	3	4	0	0	0	0	0
at Texas	17-23	3	2	2	14	2	1	1	0	0	0	0	0	0	1
at West Virginia	14-58	3	2	2	14	2	2	0	0	0	1	0	0	0	0
Oklahoma State	35-31	5	2	2	14	2	0	2	0	0	1	0	0	0	0
at Iowa State	14-28	7	2	2	14	2	0	2	0	2	2	0	1	0	0
TCU	9-16	3	2	2	9	1	1	0	1	1	0	0	1	0	0
vs. Texas Tech	35-24	4	4	4	28	4	2	2	0	0	0	0	0	0	0
<b>Totals</b>		<b>49</b>	<b>37</b>	<b>223</b>	<b>29</b>	<b>16</b>	<b>13</b>	<b>8</b>	<b>11</b>	<b>6</b>	<b>0</b>	<b>1</b>	<b>1</b>	<b>0</b>	<b>1</b>
<b>Opponents</b>		<b>33</b>	<b>31</b>	<b>167</b>	<b>19</b>	<b>11</b>	<b>8</b>	<b>11</b>	<b>13</b>	<b>1</b>	<b>0</b>	<b>0</b>	<b>0</b>	<b>0</b>	<b>0</b>

SEASON PCT. (OVERALL):	37 of 49 (76%)	SEASON PCT. (TDS):	29 of 49 (59%)
SEASON PCT. (NO SCORE):	12 of 49 (24%)	SEASON PCT. (FGS):	8 of 49 (16%)

## BAYLOR ROSTER

## ALPHABETICAL ROSTER

NO.	PLAYER, POS.
36	Allen Anderson, LB
75	Eleasah Anderson, OL
4	Grayland Arnold, CB
16	Jared Atkinson, WR
30	Will Baxter, WR
27	Kalon Barnes, CB
14	Brandon Bass, QB
65	Christian Beard, OL
18	Zack Bennema, QB
26	Terrel Bernard, LB
8	Henry Black, LB/S
72	Blake Blackmar, OL
11	Gerry Bohanon, QB
47	Kyle Boyd, FB
12	Charlie Brewer, QB
35	Zeke Brown, CB
38	Koby Bullard, FB
41	Jake Copeland, LB
39	Colby Delashaw, S
44	Dru Dixon, FB
25	Trestan Ebner, RB
21	Josh Fleeks, WR
63	Jake Fruhmorgen, OL
36	Drew Galitz, P/K
76	Connor Galvin, OL
37	Cody George, TE
80	Jackson Gleeson, WR
31	Harrison Hand, CB
25	Byron Hanspard, Jr., CB
6	JaMycal Hasty, RB
16	Preston Heard, QB
82	Tyler Henderson, TE
87	Christoph Henle, TE
18	Gavin Holmes, WR
11	Jameson Houston, CB
90	Tyrone Hunt, DT
5	Jalen Hurd, WR
45	Bryson Jackson, LB
86	Jamie Jacobs, TE
44	Clay Johnston, LB
32	Lenoy Jones, Jr., LB
84	Marques Jones, WR
94	Xavier Jones, DE
62	Dalton Justice, OL
61	Khalil Keith, OL
49	Chad Kelly, LB
70	Jackson Kimble, OL
78	Henry Klinge III, OL
97	Josh Landry, DE
77	Patrick Lawrence, OL
9	Ira Lewis, DT
43	James Lockhart, DE
50	Ashton Logan, LB
7	John Lovett, RB
51	Chris Lutzel, LS
21	Blake Lynch, S
93	James Lynch, DT
69	Josh Malin, OL
96	Connor Martin, K/P
46	Ross Maticcik, LS/LB
96	Cole Maxwell, DT
95	John Mayers, K
19	Jalan McClendon, QB
17	Garret McGuire, QB
58	Michael McNair, DE
42	Jairon McVea, S
3	Chris Miller, S
64	Ryan Miller, OL
37	Mark Milton, CB

## NUMERICAL ROSTER

No.	Name	Pos.	Ht.	Wt.	Yr.	Exp.	Hometown (Previous)
1	Verkedric Vaughns	S	5-10	193	Sr.	3L	Mesquite, Texas (Poteet HS)
3	Chris Miller	S	6-0	188	Jr.	2L	Frisco, Texas (Lone Star HS)
4	Grayland Arnold	CB	5-10	183	Jr.	2L	Kountze, Texas (Kountze HS)
5	Jalen Hurd	WR	6-4	217	Sr.	TR	Hendersonville, Tenn. (Beech Senior HS / Tennessee)
6	JaMycal Hasty	RB	5-9	211	Jr.	2L	Longview, Texas (Longview HS)
7	John Lovett	RB	6-0	203	So.	1L	Burlington, N.J. (Cherokee HS)
8	Henry Black	LB/S	6-0	202	Jr.	2L	Shreveport, La. (Woodlawn HS)
9	Ira Lewis	DT	6-3	290	Sr.	3L	Houston, Texas (Lamar HS)
11	Gerry Bohanon	QB	6-3	224	Fr.	HS	Earle, Ark. (Earle HS)
11	Jameson Houston	CB	5-11	196	Jr.	2L	Austin, Texas (St. Michael's Academy)
12	Charlie Brewer	QB	6-1	202	So.	1L	Austin, Texas (Lake Travis HS)
13	R.J. Sneed	WR	6-2	190	So.	1L	Cypress, Texas (Cypress Ranch HS)
13	Raleigh Texada	CB	5-10	176	So.	SQ	Frisco, Texas (Centennial HS)
14	Brandon Bass	QB	5-10	188	Fr.	HS	Addison, Texas (Trinity Christian Academy)
14	Chris Platt	WR	5-11	170	Sr.	3L	Willis, Texas (Willis HS)
15	Denzel Mims	WR	6-3	208	Jr.	2L	Daingerfield, Texas (Daingerfield HS)
15	Preston Weeks	QB	6-4	244	Fr.	HS	Rowlett, Texas (Rowlett HS)
16	Jared Atkinson	WR	6-3	219	Jr.	2L	Mesquite, Texas (Horn HS)
16	Preston Heard	QB	6-0	195	So.	1L	Bellaire, Texas (Episcopal HS)
17	Garret McGuire	QB	5-10	184	R-Fr.	RS	Cedar Hill, Texas (Cedar Hill HS)
17	Pooh Stricklin	WR	6-2	185	Jr.	2L	Waco, Texas (Midway HS)
18	Zack Bennema	QB	6-3	209	Jr.	SQ	Aurora, Ill. (Waubonsie Valley HS)
18	Gavin Holmes	WR	5-11	195	So.	1L	Justin, Texas (Northwest HS)
19	Jalan McClendon	QB	6-5	219	Sr.	TR	Charlotte, N.C. (W. Mecklenburg HS / NC State)
20	Craig Williams	RB	5-8	165	Fr.	HS	Crosby, Texas (Crosby HS)
21	Josh Fleeks	WR	5-11	181	Fr.	HS	Dallas, Texas (Cedar Hill HS)
21	Blake Lynch	S	6-3	213	Jr.	2L	Gilmer, Texas (Gilmer HS)
22	JT Woods	S	6-2	183	Fr.	HS	San Antonio, Texas (Steele HS)
23	Derrek Thomas	CB	6-3	196	Sr.	TR	Albany, N.Y. (Temple)
24	Jalen Pitre	LB	6-0	206	So.	1L	Stafford, Texas (Stafford HS)
25	Trestan Ebner	RB	5-11	203	So.	1L	Henderson, Texas (Henderson HS)
25	Byron Hanspard, Jr.	CB	5-11	175	Fr.	HS	DeSoto, Texas (DeSoto HS)
26	Terrel Bernard	LB	6-1	220	R-Fr.	RS	La Porte, Texas (La Porte HS)
27	Kalon Barnes	CB	6-0	179	Fr.	HS	Silsbee, Texas (Silsbee HS)
28	Abram Smith	RB	5-11	210	R-Fr.	RS	Abilene, Texas (Abilene HS)
29	Christian Morgan	S	6-1	200	Fr.	HS	Houston, Texas (Porter HS)
30	Will Baxter	WR	6-0	175	Fr.	HS	Amarillo, Texas (Tascona HS)
31	Harrison Hand	CB	6-0	192	So.	1L	Cherry Hill, N.J. (Cherry Hill West HS)
32	Lenoy Jones, Jr.	LB	5-11	227	Jr.	2L	Waco, Texas (Midway HS)
33	Connor Stanton	S	5-11	185	R-Fr.	RS	Scottsdale, Ariz. (Notre Dame Prep)
34	Owen Rogers	LB	6-2	211	Jr.	TR	Phoenix, Arizona (Arizona St.)
35	Zeke Brown	CB	6-0	175	So.	SQ	Midlothian, Texas (Midlothian HS)
36	Allen Anderson	LB	6-0	198	So.	SQ	East Bernard, Texas (East Bernard HS)
36	Drew Galitz	P/K	6-0	221	Sr.	3L	Rowlett, Texas (Rowlett HS)
37	Cody George	TE	6-2	256	Jr.	SQ	Lorena, Texas (Lorena HS)
37	Mark Milton	CB	6-1	177	Fr.	HS	Houston, Texas (Clear Brook HS)
38	Koby Bullard	FB	6-1	231	Jr.	SQ	La Vernia, Texas (La Vernia HS)
38	Jordan Williams	LB	6-0	220	Jr.	2L	Paris, Texas (Paris HS)
39	Colby Delashaw	S	6-0	183	Fr.	HS	Frisco, Texas (Wakeland HS)
40	Deonte Williams	DE	6-1	223	So.	1L	Plano, Texas (Prestonwood Christian Academy)
41	Jake Copeland	LB	6-0	206	So.	JC	Southlake, Texas (Carroll HS / Navarro JC)
42	Jairon McVea	S	5-11	181	So.	1L	Richmond, Texas (George Ranch HS)
43	James Lockhart	DE	6-3	261	Jr.	TR	Ennis, Texas (Ennis HS / Texas A&M)
44	Dru Dixon	RB	6-1	230	R-Fr.	RS	Phoenix, Ariz. (Pinnacle HS)
44	Clay Johnston	LB	6-1	226	Jr.	2L	Abilene, Texas (Wylie HS)
45	Bryson Jackson	LB	6-2	210	R-Fr.	RS	Mansfield, Texas (Lake Ridge HS)
46	Ross Maticcik	LS/LB	6-0	230	Jr.	2L	McKinney, Texas (McKinney Boyd HS)
47	Kyle Boyd	FB	6-2	240	Jr.	2L	Mesquite, Texas (Horn HS)
48	BJ Thompson	DE	6-6	222	So.	1L	England, Ark. (England HS)
49	Chad Kelly	LB	6-1	232	So.	1L	Grapevine, Texas (Faith Christian School)
50	Ashton Logan	LB	6-2	228	R-Fr.	RS	Temple, Texas (Temple HS)
51	Chris Lutzel	LS	5-9	191	Jr.	2L	Huntersville, N.C. (Southlake Christian Academy)
51	Jackson Shupp	DE	6-5	220	Fr.	HS	The Woodlands, Texas (The Woodlands HS)
52	Greg Roberts	DE	6-5	264	Sr.	3L	Nacogdoches, Texas (Nacogdoches HS)
52	Sam Tecklenburg	OL	6-4	306	Jr.	2L	Plano, Texas (Plano HS)
53	Jason Moore	OL	6-3	288	R-Fr.	RS	Frisco, Texas (Independence HS)
54	Marje Smith	DE	6-4	217	Fr.	HS	Marshall, Texas (Marshall HS)
55	Xavier Newman	OL	6-3	305	So.	1L	Desoto, Texas (Desoto HS)
57	Johncarlo Valentin	OL	6-4	332	Jr.	JC	Philadelphia, Pa. (Imhotep Charter / ASA College)

# BAYLOR ROSTER

## NUMERICAL ROSTER

No.	Name	Pos.	Ht.	Wt.	Yr.	Exp.	Hometown (Previous)
58	Michael McNair	DE	6-2	236	So.	SQ	Richardson, Texas (Plano East HS)
58	Ty Smith	OL	6-3	294	R-Fr.	RS	Argyle, Texas (Argyle HS)
61	Khalil Keith	OL	6-5	311	R-Fr.	RS	Alpine, Ala. (Winterboro HS)
62	Dalton Justice	OL	6-2	280	Jr.	SQ	Thomas, Okla. (Thomas-Fay-Custer HS)
63	Jake Fruhmorgen	OL	6-6	293	Jr.	TR	Tampa, Fla. (Plant HS / Clemson)
64	Ryan Miller	OL	6-2	290	So.	SQ	Southlake, Texas (Carroll HS)
65	Christian Beard	OL	6-3	298	Sr.	TR	Waco, Texas (Midway HS / Arkansas St. / Trinity Valley CC / UCF)
67	Thor Rodoni	LS	6-2	203	So.	RS	Los Banos, Calif. (Pacheco HS)
69	Josh Malin	OL	6-6	301	Sr.	2L	Cibolo, Texas (Steele HS)
70	Jackson Kimble	OL	6-3	286	Fr.	HS	Southlake, Texas (Southlake Carroll HS)
71	Jim Threet	OL	6-5	310	RS-So.	SQ	Sunnyvale, Texas (Sunnyvale HS)
72	Blake Blackmar	OL	6-5	326	Sr.	3L	Houston, Texas (Clear Lake HS)
74	Prince Pines	OL	6-4	354	Fr.	HS	Baton Rouge, La. (Tara HS)
75	Eleasah Anderson	OL	6-4	306	R-Fr.	RS	Houston, Texas (Taylor HS)
75	Brayden Utley	DE	6-2	225	Fr.	HS	Huntington Beach, Calif. (Loyola HS)
76	Connor Galvin	OL	6-7	279	Fr.	HS	Katy, Texas (Katy HS)
77	Patrick Lawrence	OL	6-6	311	Sr.	3L	Waxahachie, Texas (Waxahachie HS)
78	Henry Klinge III	OL	6-5	293	R-Fr.	RS	Southlake, Texas (Carroll HS)
79	Casey Phillips	OL	6-6	291	Fr.	HS	Franklin, Texas (Franklin HS)
80	Jackson Gleeson	WR	6-0	180	Fr.	HS	Mansfield, Texas (Mansfield HS)
81	Tyquan Thornton	WR	6-3	165	Fr.	HS	Miami, Fla. (Booker T. Washington HS)
82	Tyler Henderson	TE	6-4	244	R-Fr.	RS	Kyle, Texas (Lehman HS)
83	Russell Morrison	WR	5-11	192	So.	SQ	Katy, Texas (Cinco Ranch HS)
84	Marques Jones	WR	6-2	204	Jr.	1L	McKinney, Texas (McKinney HS)
85	Ben Sims	TE	6-4	249	Fr.	HS	San Antonio, Texas (Clark HS)
86	Jamie Jacobs	TE	6-4	243	Sr.	3L	Waco, Texas (Midway HS)
87	Christoph Henle	TE	6-6	251	Fr.	HS	Innsbruck, Austria (The Oakridge School)
88	Bralen Taylor	TE	6-7	241	Fr.	HS	Cuero, Texas (Cuero HS)
89	Jay Sedwick	K	6-0	196	So.	1L	Arlington, Texas (Grace Prep)
89	Trevor White	WR	5-7	165	Sr.	2L	Arlington, Texas (Martin HS)
90	Tyrone Hunt	DT	6-4	300	Jr.	2L	Arp, Texas (Arp HS)
91	Rob Saulin	DT	6-5	280	R-Fr.	RS	Pennsville, N.J. (Pennsville Memorial HS)
93	James Lynch	DT	6-4	285	So.	1L	Round Rock, Texas (Round Rock HS)
94	Xavier Jones	DE	6-3	228	Sr.	3L	Magnolia, Texas (Magnolia West HS)
95	John Mayers	K	5-10	167	Fr.	HS	Flower Mound, Texas (Marcus HS)
96	Connor Martin	K/P	5-9	173	Jr.	2L	Frisco, Texas (Centennial HS)
96	Cole Maxwell	DT	6-5	284	R-Fr.	RS	Allen, Texas (Allen HS)
97	Josh Landry	DE	6-2	256	Fr.	HS	Houston, Texas (Lamar HS)
97	Issac Power	P	6-1	208	Fr.	HS	Castle Rock, Colo. (Ponderosa HS)
98	Chidi Ogbonnaya	DT	6-5	290	R-Fr.	RS	Houston, Texas (Langham Creek HS)
99	Bravvion Roy	DT	6-1	330	Jr.	2L	Spring, Texas (Spring HS)

## ALPHABETICAL ROSTER

NO.	PLAYER, POS.
37	Mark Milton, CB
15	Denzel Mims, WR
53	Jason Moore, OL
29	Christian Morgan, S
83	Russell Morrison, WR
55	Xavier Newman, OL
98	Chidi Ogbonnaya, DT
79	Casey Phillips, OL
74	Princeton Pines, OL
24	Jalen Pitre, LB
14	Chris Platt, WR
97	Issac Power, P
52	Greg Roberts, DE
67	Thor Rodoni, LS
34	Owen Rogers, LB
99	Bravvion Roy, DT
91	Rob Saulin, DT
89	Jay Sedwick, K
85	Ben Sims, TE
51	Jackson Shupp, DT
28	Abram Smith, RB
54	Marje Smith, DE
58	Ty Smith, OL
13	R.J. Sneed, WR
33	Connor Stanton, S
17	Pooh Stricklin, WR
88	Bralen Taylor, TE
52	Sam Tecklenburg, OL
13	Raleigh Texada, CB
23	Derrek Thomas, CB
48	BJ Thompson, DE
81	Tyquan Thornton, WR
71	Jim Threet, OL
75	Brayden Utley, DE
57	Johncarlo Valentin, OL
1	Verkedric Vaughns, S
15	Preston Weeks, QB
89	Trevor White, WR
20	Craig "Squirrel" Williams, RB
40	Deonte Williams, DE
38	Jordan Williams, LB
22	JT Woods, S

## COACHING AND SUPPORT STAFF

**Head Coach:** Matt Rhule (Penn State, 1997)  
**Defensive Coordinator:** Phil Snow (Cal State Hayward, 1978)  
**Co-Offensive Coord./Running Backs:** Jeff Nixon (Penn State, 1998)  
**Co-Offensive Coord./Quarterbacks:** Glenn Thomas (Texas Tech, 1998)  
**Asst. Head Coach/Defensive Backs:** Francis Brown (Western Carolina, 2006)  
**Asst. Coach/Offensive Line:** Shawn Bell (Baylor, 2006)  
**Asst. Coach/Defense:** Evan Cooper (Temple, 2009)  
**Asst. Coach/Wide Receivers:** Frisman Jackson (Northern Illinois, 2009)  
**Asst. Coach/Tight Ends:** Joey McGuire (UT Arlington, 1995)  
**Asst. Coach/Defensive Line:** Frank Okam (Texas, 2007)  
**Asst. Coach/Recruiting Coord./Linebackers:** Mike Siravo (Boston College, 1998)

**Senior Offensive Consultant:** George DeLeone (UConn, 1970)  
**Defensive Quality Control:** Bobby Maffei (Nebraska, 2011)  
**Defensive Quality Control:** Rob Dvoracek (Temple, 2015)  
**Offensive Quality Control:** Matt Lombardi (Delaware, 2013)  
**Offensive Quality Control:** Damiere Shaw (Temple, 2016)  
**Graduate Assistant Coach:** Jarred Alwan (Temple, 2016)  
**Graduate Assistant Coach:** Kirk Bryant (Mississippi College, 2015)  
**Graduate Assistant Coach:** Josh Cochran (Texas, 2014)  
**Graduate Assistant Coach:** Cedric Whitaker (Texas Lutheran, 2015)

**Director of Athletics Performance:** Jeremy Scott (Lock Haven, 1996)  
**Assistant AD for Sports Performance:** Andrew Althoff (Loras College, 2006)  
**Assoc. Director of Athletics Performance:** Jake Cox (Kansas, 2008)  
**Athletics Performance Coach:** Corey Campbell (Georgia, 2013)  
**Athletics Performance Coach:** Kevin Kroboth (Temple, 2012)  
**Asst. Athletics Performance Coach:** James Heiss (IUP, 2014)  
**Director of Sports Medicine:** Dave Snyder (Georgia, 2003)  
**Athletics Trainer:** Matt Kuehl (Minnesota State, 2007)  
**Asst. Director of Rehab Services:** Ryan Ross (UT-Chattanooga, 2012)



# 2018 GAME RECAPS

OVERALL: 6-6 (HOME 4-2, ROAD 1-4, NEUTRAL 1-0) | BIG 12 CONFERENCE: 4-5 (HOME 3-1, ROAD 0-4, NEUTRAL 1-0)

## BAYLOR 55, ABILENE CHRISTIAN 27

MCLANE STADIUM • WACO, TEXAS

SEPT. 1, 2018 • ATTENDANCE: 45,330

John Lovett rushed for 115 yards and three touchdowns, JaMycal Hasty added 102 yards with two scores in the opener.

The Bears snapped an eight-game home losing streak, piling up 606 total yards and scoring their most points since also having 55 in their 2016 season opener. Returning starting quarterback Charlie Brewer and graduate transfer Jalan McClendon from North Carolina State combined to throw for 311 yards.

McClendon was particularly sharp, hitting 10 of his 13 passes for 173 yards with touchdowns on his first two drives. Brewer was 8 for 15 for 138 yards with an interception.

Baylor junior kicker Connor Martin made both of his field goal tries, including a career-long 50-yarder in the third quarter. That was the first Baylor field goal of at least 50 yards in nearly five years.

### POSTGAME NOTES

- Baylor is now 77-36-4 all-time in season openers, a 13-10 mark in the Big 12 era (since 1996).
- The last time Baylor scored over 50 points in a game was the 2016 season opener when it defeated Northwestern State 55-7 on Sept. 2, 2016.
- RBs JaMycal Hasty and John Lovett each rushed for multiple TDs, two and three, respectively, the first time Baylor has had two rushers with multiple touchdowns since Oct. 1, 2016 at Iowa State (T. Williams and S. Russell).
- The last time BU running backs combined for 4+ rushing TDs in a game was when BU had seven rushing TDs in the 2015 Russell Athletic Bowl.
- The last time Baylor had multiple 100-yard rushers was Oct. 29, 2016 at Texas (T. Williams 180, S. Russell 138).
- Baylor's 606 yards marked the 45th time in program history with 600-plus yards of total offense, the first since totaling 634 yards vs. Texas Tech on Nov. 25, 2016.
- The 600+ yards are the first at McLane Stadium since racking up 693 vs. West Virginia on Oct. 17, 2015.

### SCORING SUMMARY

ABILENE CHRISTIAN	7	13	7	0	--	27
BAYLOR	13	21	10	7	--	55

1st 09:39	BU	Martin, Connor 35 yd field goal
05:27	BU	Hurd, Jalen 25 yd pass from McClendon, Jalan (Martin, Connor kick)
02:39	BU	Jones, Marques 20 yd pass from McClendon, Jalan (Martin, Connor kick)
01:41	ACU	Fuller, D.J 54 yd pass from Anthony, Luke (Hernandez, Oscar kick)
2nd 11:24	BU	Hasty, JaMycal 3 yd run (Martin, Connor kick)
05:30	ACU	Hernandez, Oscar 34 yd field goal
04:08	BU	Hasty, JaMycal 54 yd run (Martin, Connor kick)
03:50	ACU	McCrary, Billy 75 yd run (Hernandez, Oscar kick)
01:55	BU	Lovett, John 31 yd run (Martin, Connor kick)
00:00	ACU	Hernandez, Oscar 46 yd field goal
3rd 10:55	BU	Lovett, John 3 yd run (Martin, Connor kick)
06:53	ACU	Cokley, Chase 7 yd pass from Anthony, Luke (Hernandez, Oscar kick)
03:24	BU	Martin, Connor 50 yd field goal
4th 09:18	BU	Lovett, John 7 yd run (Martin, Connor kick)

### STATISTICS

TEAM STATS	ACU	BU
FIRST DOWNS	19	26
RUSHES-YARDS (NET)	27-220	36-295
PASSING YDS (NET)	246	311
Passes Att-Comp-Int	40-27-1	28-18-1
TOTAL OFFENSE PLAYS-YARDS	67-466	64-606
Fumble Returns-Yards	0-0	0-0
Punt Returns-Yards	0-0	4-38
Kickoff Returns-Yards	2-46	3-60
Interception Returns-Yards	1-0	1-28
Punts (Number-Avg)	7-43.1	3-42.7
Fumbles-Lost	0-0	2-0
Penalties-Yards	5-37	5-53
Possession Time	30:01	29:59
Third-Down Conversions	6 of 15	2 of 9
Fourth-Down Conversions	0 of 1	0 of 0
Red-Zone Scores-Chances	2-3	5-5
Sacks By: Number-Yards	0-0	2-7

### INDIVIDUAL STATISTICS

**RUSHING:** Abilene Christian-McCrary Billy 6-141; Tracy, James 12-40; Davis, Sema'J 5-25; White, Tyrese 2-7; Anthony, Luke 2-7. Baylor Lovett, John 12-115; Hasty, JaMycal 10-102; Ebner, Trestan 3-28; Brewer, Charlie 1-15; Fleeke, Josh 2-12; Smith, Abram 4-11; McClendon, Jalan 2-7; Thornton, Tyquan 1-3; McGuire, Garret 1-2.

**PASSING:** Abilene Christian - Anthony, Luke 25-38-1-224; Davis, Sema'J 2-2-0-22. Baylor - Brewer, Charlie 8-15-1-138; McClendon, Jalan 10-13-0-173.

**RECEIVING:** Abilene Christian - Fuller, D.J. 9-102-1; Cokley, Chase 6-40-1; James, Tracy 3-35-0; Fink, Josh 3-30-0; Sadler, Kalin 3-21-0; Ennis, Cody 2-14-0; McCrary, Billy 1-4-0. Baylor - Hasty, JaMycal 4-67-0; Hurd, Jalen 4-58-1; Mims, Denzel 3-80-0; Platt, Chris 3-40-0; Ebner, Trestan 2-39-0; Jones, Marques 1-20-1; Henle, Christoph 1-7-0.

**INTERCEPTIONS:** Abilene Christian - None. Baylor - Bernard, Terrel 1-28.

**FUMBLES:** Abilene Christian - None. Baylor - TEAM 2-0

**SACKS** Abilene Christian: None. Baylor: Lockhart, James 1.0-5; Lynch, James 1.0-2.

**TACKLES (UA-A):** Abilene Christian - Onifade, Bolu 4-5; Huhn, Erik 6-1; Chambers, Jeremiah 5-1; Richmond, Brandon 2-4; Lofton, Alex 4-1; Dunn, Quincy 4-0; Davis, Adonis 1-3; Kuyatsemi, Temisan 2-1; Gibbens, Jacl 1-2; Greathouse, A.J. 1-2; Richardson, Koy 0-3; Hill, Kameron 0-3; Hutchins, Landry 2-0; Washington, Qua. 2-0; Dean, Daytrion 0-2; Pierce, Chance 1-0; Mack, Jamar 1-0; Williams, Dante 1-0. Baylor - Miller, Chris 5-2; Kelly, Chad 3-2; Maticsk, Ross 3-2; Black, Henry 3-2; Arnold, Grayland 4-0; Vaughns, Verkedric 4-0; Lockhart, James 3-2; Williams, Jordan 3-1; Pitre, Jalen 1-2; Lynch, James 1-1; Lynch, Blake 1-1; Lewis, Ira 1-1; Bernard, Terrel 1-0; Jones, Xavier 1-0; Thomas, Derrek 1-0; Woods, JT 1-0; Ogbonnya, Chidi 0-1; Smith, Marje 0-1; Barnes, Kalon 0-1.

## BAYLOR 37, UTSA 20

ALAMODOME • SAN ANTONIO, TEXAS

SEPT. 8, 2018 • ATTENDANCE: 42,071

Rhule has seen nothing yet that would induce him to pick one as his full-time guy. Brewer passed for 328 yards and three touchdowns, and Baylor defeated Texas-San Antonio 37-20 Saturday night. He completed 23 of 34 pass attempts.

McClendon completed 3 of 6 for 39 yards against UTSA.

Baylor is 2-0 after finishing 1-11 in 2017, Rhule's first season as coach. Rhule said he saw a flawed but hard-working team Saturday.

The Bears, who gained only 274 yards against UTSA during a 17-10 defeat at home last season, produced 494 while limiting UTSA to 255.

Brewer's favorite targets, Jalen Hurd and Denzel Mims, made eight receptions apiece, both exceeding 130 yards.

Baylor led 20-13 at halftime while alternating quarterbacks, but all of its points come on drives led by Brewer. The sophomore tossed two touchdown passes in the half, one to Mims, who reached high to make a 22-yard catch.

But Baylor responded with a field goal, a defensive stop and a 12-play, 78-yard touchdown drive that used seven minutes. Baylor converted three third down plays, all passes by Brewer.

### POSTGAME NOTES

- Both WRs Jalen Hurd (136 yds) and Denzel Mims (133 yds) had 100-yard receiving performances, the first time the Bears have had two 100-yard receiving performances since Mims and Trestan Ebner on Oct. 21, 2017 vs. West Virginia.
- QB Charlie Brewer was 23-of-34 for 328 yards and 3 TDs. It is his fourth career 300-yard passing performance.
- QB Brewer is the 5th player in program history with 4 games of 300+ passing yards, joining Bryce Petty (16), RG3 (13), Nick Florence (9) and Seth Russell (6).
- QB Brewer's 328 passing yards are the 2nd-most of his career and 58th-most in program history.
- RB JaMycal Hasty achieved his first-career receiving TD, a three-yard reception in the first quarter. CB Derrek Thomas collected his second-career interception in the first quarter, the first of his Baylor career.
- K/P Connor Martin was 3-for-3 (47-yarder in the 1Q, 32-yarder in the 2Q, 38-yarder in the 4Q), bringing his career marks to 25-for-29, .862 percent for career, now ranks 1st on Baylor's highest FG percentage list for a career - more than 10% better than the previous record of .731 by Terry Syler (38-of-52).

### SCORING SUMMARY

BAYLOR	10	10	7	10	--	37
UTSA	3	10	0	7	--	20

1st 08:48	BU	Hasty, JaMycal 3 yd pass from Brewer, Charlie (Martin, Connor kick)
07:05	BU	Martin, Connor 47 yd field goal
05:07	UTSA	SACKETT, Jared 47 yd field goal
2nd 08:12	UTSA	SACKETT, Jared 46 yd field goal
04:03	BU	Mims, Denzel 22 yd pass from Brewer, Charlie (Martin, Connor kick)
01:56	BU	Martin, Connor 32 yd field goal
00:09	UTSA	DANIELS, B.J. 2 yd run (SACKETT, Jared kick)
3rd 03:42	BU	Hurd, Jalen 7 yd pass from Brewer, Charlie (Martin, Connor kick)
4th 13:07	UTSA	MOORHEAD, Blaze 10 yd pass from GRUNDY, Cordale (SACKETT, Jared kick)
09:29	BU	Martin, Connor 38 yd field goal
01:29	BU	Hasty, JaMycal 1 yd run (Martin, Connor kick)

### STATISTICS

TEAM STATS	BU	UTSA
FIRST DOWNS	26	16
RUSHES-YARDS (NET)	31-91	26-98
PASSING YDS (NET)	403	157
Passes Att-Comp-Int	27-41-0	18-33-1
TOTAL OFFENSE PLAYS-YARDS	72-494	59-255
Fumble Returns-Yards	0-0	0-0
Punt Returns-Yards	1-3	0-0
Kickoff Returns-Yards	2-26	3-68
Interception Returns-Yards	1-7	0-0
Punts (Number-Avg)	3-41.3	5-43.0
Fumbles-Lost	1-1	0-0
Penalties-Yards	7-70	6-30
Possession Time	35:08	24:52
Third-Down Conversions	8 of 14	5 of 12
Fourth-Down Conversions	0 of 1	0 of 1
Red-Zone Scores-Chances	4-4	2-2
Sacks By: Number-Yards	3-29	2-7

### INDIVIDUAL STATISTICS

**RUSHING:** Baylor - Lovett, John 9-47; Brewer, Charlie 8-22; Platt, Chris 1-12; Hasty, JaMycal 7-10; Ebner, Trestan 1-5; McClendon, Jalan 2-2. UTSA Daniels, B.J. 16-90; Rhodes, Jalen 2-31; Campbell Jr., G. 1-7; Grundy, Cordale 7-30.

**PASSING:** Baylor - Brewer, Charlie 23-34-0-328; McClendon, Jalan 3-6-0-39; Atkinson, Jared 1-1-0-36. UTSA Grundy, Cordale 18-33-1-157.

**RECEIVING:** Baylor - Hurd, Jalen 8-136-1; Mims, Denzel 8-133-1; Platt, Chris 4-53-0; Thornton, Tyquan 2-22-0; Brewer, Charlie 1-36-0; Henle, Christoph 1-12-0; Ebner, Trestan 1-9-0; Hasty, JaMycal 1-3-1; Henderson, Tyler 1-1-0. UTSA - Campbell Jr., G. 4-62-0; Moorhead, Blaze 4-35-1; Johnson Jr., K. 3-15-0; Ogle-Kellogg, T. 2-18-0; Daniels, B.J. 1-9-0; Woolen, Tariq 1-7-0; Sharp, Gavin 1-5-0; McCarthy, C. 1-5-0; Rhodes, Jalen 1-1-0.

**INTERCEPTIONS:** Abilene Christian - None. Baylor - Thomas, Derrek 1-7

**FUMBLES:** UTSA - 0-0; Baylor - 1-1

**SACKS** UTSA - Martel, Andrew 1.0-1; Dantzler, L. 1.0-4; Haynes, Jaylon 1.0-7. Baylor - Bernard, Terrel 1.0-12; Lewis, Ira 1.0-10; Williams, Deonte 1.0-4.

**TACKLES (UA-A):** Baylor - Bernard, Terrel 4-7; Roy, Bravvion 3-5; Johnston, Clay 2-5; Miller, Chris 3-4; Lynch James 2-4; Lynch, Blake 3-3; Lewis, Ira 2-2; Barnes, Kalon 1-2; Williams, Deonte 1-2; Pitre, Jalen 1-2; Lockhart, James 1-2; Kelly, Chad 1-1; Houston, Jameson 1-1; Hand, Harrison 1-1; Saulin, Rob 1-1; Maticsk, Ross 1-1; Thomas, Derrek, 1-1; Jones, Xavier 0-1; Roberts, Greg 0-1; Lovett, John 0-1; Texada, Raleigh 0-1; Woods, J.T. 0-1; Morgan, Christian 0-1. UTSA - Levine, C. 6-7; Johnson, B. 6-6; Godfrey, Darryl 4-6; Martel, Andrew 3-5; Maruo, Les 2-5; Taauefa, Josiah 1-5; Johnson, C.J. 4-4; McGhee, T. 3-4; Grady, Cassius 3-3; Dantzler, L. 3-3; Baker, Baylen 2-3; Newton, King 2-3; Carter-McLin, J. 2-3; Banks, Eric 2-2; Strong Jr., K. 2-2; Haynes, Jaylon 1-2; Campbell Jr., G. 1-1; Henry, D. 0-1.



**DUKE 40, BAYLOR 27**

MCLANE STADIUM • WACO, TEXAS

SEPT. 15, 2018 • ATTENDANCE: 40,442

Duke overcame all the distractions and an extended trip to Texas because of a massive storm and is off to a 3-0 start for the second year in a row.

Quentin Harris threw for 174 yards and three touchdowns in his first career start, filling in for injured Daniels Jones, and the Blue Devils jumped out to a 23-0 halftime lead on way to a 40-27 win at Baylor on Saturday while their home state of North Carolina was being inundated with rain from Tropical Storm Florence.

The Blue Devils had traveled to Texas on Thursday, a day earlier than usual to get out before Florence made landfall along the Carolina coast as a hurricane.

T.J. Rahming caught two of Harris' TD passes (28 and 7 yards) and Johnathan Lloyd had a 66-yard TD catch. Harris, a fourth-year junior who was 12-of-30 passing, started because Jones fractured a clavicle last week and is out indefinitely. Jones had started 27 straight games for the Blue Devils.

**JaMycal Hasty** returned a blocked punt for a 33-yard touchdown for Baylor (2-1), the first time a Bears player had done that since Braelton Davis against North Texas in 2004.

The early deficit proved too much to overcome for Baylor, which was playing its first nonconference home game against a Power Five conference team since Sept. 12, 2008, against Washington State.

Baylor outgained Duke 400-399 in total yards, but the Blue Devils took full advantage of Baylor's two turnovers.

Deon Jackson scored on a 31-yard fumble return in the first quarter, and Leonard Johnson put the game away with a 53-yard interception return for a touchdown with less than four minutes left.

**Charlie Brewer** threw for 175 yards and rushed for two touchdowns for Baylor. **Jalan McClendon** added 95 yards through the air, including a 25-yard TD to **Tyquan Thompson**, and was the leading rusher for the Bears with 51 yards. But McClendon had the pick that Johnson returned for the score.

**POSTGAME NOTES**

- WR **Tyquan Thornton**'s TD in the 4th quarter broke Duke's streak of eight games not allowing any points in the 4th quarter.
- WR **Tyquan Thornton** with a career-long pass reception of 39-yards set up the Bears first scoring drive in the third quarter.
- Baylor outgained the Blue Devils in total offense (400-399) and passing yards (270-174), topping its opponents in total offense for the third-straight game.
- After falling behind 23-0 at half, the Bears rallied back to outscore the Blue Devils, 27-17, in the second half.
- C **Christian Morgan** blocked a punt and RB **JaMycal Hasty** with the 33-yard TD return off the block.
- The blocked punt is the first blocked punt by a Baylor player since Terence Williams did so on Nov. 27, 2015 at TCU.
- First blocked punt returned for a TD since Braelton Davis blocked and returned the punt against North Texas in 2004.
- WR **Chris Platt** caught 2 passes on the day, has at least one catch in his last 13-straight games.
- WR **Platt** with 2 catches for 25 yards, moves him up the career leaders in yards receiving list. He now sits at No. 23 with 1,241 career receiving yards on 71 receptions.

**SCORING SUMMARY**

DUKE	7	16	7	10	--	40
BAYLOR	0	0	13	14	--	27
1st 07:56	DU	Deon Jackson 31 yd run (Collin Wareham kick)				
2nd 08:05	DU	T.J. Rahming 28 yd pass from Quentin Harris (Collin Wareham kick)				
04:08	DU	Collin Wareham 35 yd field goal				
02:19	DU	Johnathan Lloyd 66 yd pass from Quentin Harris (Collin Wareham kick failed)				
3rd 11:08	BU	Brewer,Charlie 3 yd run (TEAM kick failed)				
06:39	BU	Hasty,JaMycal 33 yd blocked punt return (Martin,Connor kick)				
02:47	DU	T.J. Rahming 7 yd pass from Quentin Harris (Collin Wareham kick)				
4th 09:44	BU	Thornton,Tyquan 25 yd pass from McClendon,Jalan (Martin,Connor kick)				
05:12	DU	Collin Wareham 31 yd field goal				
03:39	DU	Leonard Johnson 53 yd interception return (Collin Wareham kick)				
01:56	BU	Brewer,Charlie 2 yd run (Martin,Connor kick)				

**STATISTICS**

TEAM STATS	DU	BU
<b>FIRST DOWNS</b>	20	21
<b>RUSHES-YARDS (NET)</b>	44-225	32-130
<b>PASSING YDS (NET)</b>	174	270
<b>Passes Att-Comp-Int</b>	30-12-0	42-24-1
<b>TOTAL OFFENSE PLAYS-YARDS</b>	74-399	74-400
<b>Fumble Returns-Yards</b>	0-0	0-0
<b>Punt Returns-Yards</b>	3-59	3-48
<b>Kickoff Returns-Yards</b>	0-0	5-95
<b>Interception Returns-Yards</b>	1-53	0-0
<b>Punts (Number-Avg)</b>	6-208	6-288
<b>Fumbles-Lost</b>	0-0	3-1
<b>Penalties-Yards</b>	0-0	6-62
<b>Possession Time</b>	26:43	33:17
<b>Third-Down Conversions</b>	8 of 18	7 of 15
<b>Fourth-Down Conversions</b>	1 of 2	0 of 0
<b>Red-Zone Scores-Chances</b>	3-3	2-2
<b>Sacks By: Number-Yards</b>	2-15	0-0

**INDIVIDUAL STATISTICS**

**RUSHING:** Duke - Quentin Harris 14-83; Deon Jackson 10-83; Brittain Brown 13-55; Marvin Hubbard III 5-9; TEAM 2 - 5. Baylor - McClendon, Jalan 10-51; Brewer, Charlie 8-32; Hasty JaMycal 4-13; Lovett, John 5-12; Hurd, Jalen 1-12; Ebner, Trestan 3-11; Thornton, Tyquan 1 - 1.

**PASSING:** Duke - Quentin Harris 12-30-0-174. Baylor - Brewer, Charlie 14-26-0-175; McClendon, Jalan 10-16-1-95.

**RECEIVING:** Duke - Johnathan Lloyd 4-93-1; T.J. Rahming 4-55-2; Chris Taylor 1-12-0; Scott Bracey 1-7-0; Daniel Helm 1-6-0; Marvin Hubbard III 1-1-0. Baylor - Hurd, Jalen 6-57-0; Hasty, JaMycal 4-10-0; Thornton, Tyquan 3-92-1; Jones, Marques 3-38-0; Ebner, Trestan 3-19-0; Platt, Chris 2-25-0; Lovett, John 2-20-0; Stricklin, Pooh 1-9-0.

**INTERCEPTIONS:** Duke - Leonard Johnson 1-53. Baylor - None

**FUMBLES:** Duke - None. Baylor - Lovett, John 1.

**SACKS:** Duke - Chris Rumph II 1-0-9; Trevon McSwain 1-0-6. Baylor - None.

**TACKLES (UA-A):** Duke - Myles Hudzick 9-0; Dylan Singleton 3-4; Ben Humphreys 3-2; Marquis Waters 3-1; Victor Dimukeje 2-2; Chris Rumph II 2-2; Joe Giles-Harris 3-0; Leonard Johnson 2-1; Antone Williams 2-0; Daniel Helm 1-0; Jacob Morgenstern 1-0; TEAM 1-0; Chris Taylor 1-0; Damani Neal 1-0; Jordan Hayes 1-0; Josh Blackwell 1-0; Tre Hornbuckle 1-0; Lummie Young IV 1-0; Brandon Hill 1-0; Koby Quansah 1-0; Trevon McSwain 1-0; Edgar Cerenord 0-1; Michael Carter 0-1. Baylor - Johnston, Clay 8-3; Bernard, Terrel 3-4; Vaughns, Verkedric 3-4; Roberts, Greg 3-3; Miller, Chris 5-0; Williams, Jordan 5-0; Lewis, Ira 2-2; Williams, Deonte 1-2; Roy Bravvion 1-2; Thomas, Derrek 2-0; Lynch, James 1-1; Kelly, Chad 1-1; Lynch, Blake 1-0; Barnes, Kalon 1-0; Houston, Jameson 1-0; Ogbonnaya, Chidi 0-1; Pitre 0-1; Morgan, Christian 0-1.

**BAYLOR 26, KANSAS 7**

MCLANE STADIUM • WACO, TEXAS

SEPT. 22, 2018 • ATTENDANCE: 36,725

**Charlie Brewer** made it easy for Baylor to stick primarily with one quarterback in the Big 12 opener.

After Brewer and graduate transfer **Jalan McClendon** shared snaps extensively the first three games, Brewer threw three touchdowns and played all but the final series for the Bears in a 26-7 victory on Saturday that ended a rare winning streak by Kansas.

Brewer completed 19 of 27 passes for 221 yards and added 56 yards rushing for the Bears (3-1, 1-0 Big 12), who have already tripled their victory total from last year when their only win in Rhule's first season came at Kansas.

Kansas (2-2, 0-1) entered the game with consecutive wins for the first time since a 2-0 start in 2011. A 31-7 victory two weeks ago at Central Michigan ended the second-longest road losing streak in college football history, 46 games since 2009.

But the Jayhawks still haven't won a Big 12 road game in nearly 10 years. They have lost 41 true Big 12 road games in a row since a 35-33 win at Iowa State on Oct. 4, 2008.

Baylor had a 23-0 halftime lead after Brewer had TD passes to three different receivers in a four-drive span that also included the first of **Connor Martin**'s two field goals.

McClendon didn't come in until 3:35 left in the game, and threw a 36-yard pass to Jalen Hurd.

Baylor jumped ahead when **Chris Platt** got behind a cornerback for a 22-yard catch in the back corner of the end zone. Then two freshmen had TD catches in the second quarter — **Tyquan Thornton** streaked past two defenders to the end zone for a 39-yard catch, and **Josh Fleeks** got a foot down in the back of the end zone for a 34-yard score over two defenders.

**POSTGAME NOTES**

- For the third-straight game, Baylor's first offensive play was a completion from QB **Charlie Brewer** to WR **Jalen Hurd**.
- Baylor has forced a punt on the opponent's first possession in all four games this year.
- Dating back to last season, Baylor's defense has out-scored opponents 2-0 on the opponent's first possession over the last 6 games (safety vs. TCU).
- Baylor's seven points allowed are the fewest by a BU team since also allowing seven vs. Kansas on Oct. 15, 2016.
- With WR **Josh Fleeks** getting his first career reception today, the Bears have had 12 different receivers collect at least one reception this season.
- WR **Tyquan Thornton**'s 39-yard TD reception is Baylor's longest passing TD of the season.
- The first half shutout of Kansas is the first time the Bears have shutout an opponent in the first half since Oct. 15, 2016 vs. Kansas.
- The team's 9.0 TFL is the most since the 2017 season opener (9/2/17) vs. Liberty when the Bears had 10.
- WR **Tyquan Thornton** collected his second-career TD reception, a 39-yard reception in the second quarter. The catch tied his career long.
- RUSH **Greg Roberts** with his first career sack for a loss of three yards in the fourth quarter.

**SCORING SUMMARY**

KANSAS	0	0	7	0	--	7
BAYLOR	7	16	3	0	--	26
1st 05:35	BU	Platt,Chris 22 yd pass from Brewer,Charlie (Martin,Connor kick)				
2nd 14:52	BU	Thornton,Tyquan 39 yd pass from Brewer,Charlie (Martin,Connor kick)				
04:32	BU	Martin,Connor 45 yd field goal				
01:37	BU	Fleeks,Josh 34 yd pass from Brewer,Charlie (Martin,Connor kick failed)				
3rd 08:32	KU	Jeremiah Booker 10 yd pass from Bender, Peyton (Rui, Gabriel kick)				
05:00	BU	Martin,Connor 27 yd field goal, 9-65 3:32 7 - 26				

**STATISTICS**

TEAM STATS	KU	BU
<b>FIRST DOWNS</b>	14	22
<b>RUSHES-YARDS (NET)</b>	28-122	39-189
<b>PASSING YDS (NET)</b>	149	257
<b>Passes Att-Comp-Int</b>	27-16-0	29-20-0
<b>TOTAL OFFENSE PLAYS-YARDS</b>	55-271	68-446
<b>Fumble Returns-Yards</b>	0-0	0-0
<b>Punt Returns-Yards</b>	1-1	3-12
<b>Kickoff Returns-Yards</b>	3-59	0-0
<b>Interception Returns-Yards</b>	0-0	0-0
<b>Punts (Number-Avg)</b>	7-333	5-228
<b>Fumbles-Lost</b>	0-0	1-0
<b>Penalties-Yards</b>	7-55	13-140
<b>Possession Time</b>	24:55	35:05
<b>Third-Down Conversions</b>	4 of 13	7 of 14
<b>Fourth-Down Conversions</b>	0 of 1	0 of 0
<b>Red-Zone Scores-Chances</b>	1-1	2-2
<b>Sacks By: Number-Yards</b>	3-19	4-29

**INDIVIDUAL STATISTICS**

**RUSHING:** Kansas: Williams, Pooka 14-89; Stanley, Carter 3-27; Sims, Steven 1-6; Herbert, Khalil 2-6; Kendrick, Miles 4-4; Williams, Dom 2-2; Bender, Peyton 2-12. Baylor: Hasty, JaMycal 5-60; Brewer, Charlie 12-56; Lovett, John 9-23; Ebner, Trestan 5-20; Hurd, Jalen 4-19; Platt, Chris 1-19; Fleeks, Josh 1-2; TEAM 1 - 2; McClendon, Jalan 1-4.

**PASSING:** Kansas: Bender, Peyton 10-17-0-105; Stanley, Carter 4-6-0-37; Kendrick, Miles 2-4-0-7. Baylor: Brewer, Charlie 19-27-0-221; McClendon, Jalan 1-2-0-36.

**RECEIVING:** Kansas: Johnson, Kerr 4-11-0; Sims, Steven 3-4-0; Robinson, Stephon 3-39-0; Booker, Jeremiah 3-25-1; Fairs, Evan 1-20-0; Williams, Pooka 1-5-0; Hampton, Quan 1-2-0. Baylor: Fleeks, Josh 5-65-1; Hurd, Jalen 4-60-0; Thornton, Tyquan 3-50-1; Platt, Chris 3-29-1; Mims, Denzel 2-32-0; Henle, Christoph 1-13-0; Jones, Marques 1-4-0; Ebner, Trestan 1-4-0.

**INTERCEPTIONS:** Kansas: None; Baylor: None

**FUMBLES:** Kansas: None. Baylor: Platt, Chris 1-0.

**SACKS:** Kansas: Ogbobor, Osaze 0.4-4; Wise, Daniel 1.0-8; Lipscomb, Brian 1.0-4; KeyShaun Simmons 0.5-3. Baylor: Roberts, Greg 1.0-3; Woods, JT 1.0-11; Lynch, James 1.0-9; Thompson, B.J. 1.0-6.

**TACKLES (UA-A):** Kansas: Dineen, Joe 11-2; Tormeden, Bryce 8-1; Loneker, Keith 5-3; Defense, Hasan 5-3; Lee, Mike 5-2; Ogbobor, Osaze 2-2; Wise, Daniel 3-0; Elmore, Hempstead 1-1; Harris, Corione 1-1; McCaleb, Willie 1-0; Feaster, Denzel 1-0; Lipscomb, Brian 1-0; Moore, Emmanuel 1-0; Taylor, Shakial; Kamara, Azur 0-1; McCullough, Jeremiah 0-1; Holani, Isi 0-1; Johnson, Kyron 0-1; Simmons, KeyShaun 0-1; Miller, Tyrone 0-0. Baylor: Vaughns, Verkedric 6-1; Bernard, Terrel 5-2; Miller, Chris 3-1; Johnston, Clay 1-3; Williams, Jordan 0-4; Roberts, Greg 3-0; Woods, JT 2-1; Hand, Harrison 2-0; Lynch, James 2-0; Arnold, Grayland 2-0; Pitre, Jalen 1-1; Thompson, BJ 1-1; Copeland, Jake 1-0; McVea, Jairon 1-0; Matisick, Ross 1-0; Williams, Deonte 1-0; Houston, Jameson 1-0; Smith, Abram 1-0; Lewis, Ira 0-1; Roy, Bravvion 0-1; Thomas, Derrek 0-0.

#6/5 OKLAHOMA 66, BAYLOR 33

GAYLORD FAMILY OKLAHOMA MEMORIAL STADIUM • NORMAN, OKLAHOMA  
 SEPT. 29, 2018 • ATTENDANCE: 86,642

Redshirt junior quarterback Kyle Murray tossed six passing touchdowns and added another on the ground as the Sooners defeated Baylor, 66-33, on Saturday.

Kyle Murray sat out the Sooners' first offensive series then came on to pass for 432 yards and six touchdowns to help No. 6 Oklahoma defeat Baylor 66-33 on Saturday.

Austin Kendall opened the game, but Murray entered on the second possession and played nearly flawless football. His passing touchdown total tied for second-best in school history behind Baker Mayfield's seven against Texas Tech in 2016. The school would not say why Murray didn't start.

Murray also ran for 45 yards and a score for the Sooners (5-0, 2-0 Big 12).

**Charlie Brewer** passed for 400 yards and two touchdowns. **Denzel Mims** had 11 catches for 114 yards and a touchdown and **Jalen Hurd** added nine catches for 104 yards and had a receiving touchdown and a rushing score for the Bears (3-2, 1-1).

Murray completed 10 of 11 passes for 192 yards and four touchdowns in the first half to help the Sooners take a 28-9 lead. Baylor scored on its first possession of the second half to cut Oklahoma's lead to 28-16, but Lamb turned a third-down screen pass from Murray into an 86-yard touchdown.

POSTGAME NOTES

- The Bears collected two sacks (both by **Greg Roberts**) are the most allowed by an Oklahoma opponent this season.
- The Bears continued to be 100% (18-18) on redzone trips this season, going a perfect 5-5 at Oklahoma (4 TDs, 1 FG).
- Baylor's 416 total passing yards (**Charlie Brewer** -400; **Jalan McClendon** -16) were the highest of the season and third-best in the Matt Rhule era.
- For the second game this season the Bears had two receivers with triple digit receiving yards. WR Denzel Mims (11 receptions, 114 yards), WR **Jalen Hurd** (9 receptions, 104 yards).
- WR Denzel Mims finished with 114 receiving yards, his second 100-yard receiving performance of the season, seventh time in his career. Remains 11th-most in program history.
- Mims finished with 11 receptions, his 3rd career double-digit reception performance of his career, 4th most in school history.
- Brewer surpassed the 300-yard passing mark for the fifth time in his career (second this season) and fifth time in nine starts.
- QB Brewer's 60 pass attempts in the game are tied for the second most in program history, also the second-most of his career. He holds the program record with 63 vs. Texas Tech in 2017.
- QB Brewer's 38 completions are second-most in program history. He holds the program record with 43 set vs. Texas Tech in 2017.

SCORING SUMMARY

BAYLOR	6	3	14	10	--	33
OKLAHOMA	14	14	21	17	--	66

1st 12:58	OU	Morris, Lee 9 yd pass from Murray, Kyle (Seibert, Austin kick)
08:30	OU	Calcaterra, G. 30 yd pass from Murray, Kyle (Seibert, Austin kick)
02:42	BU	Mims,Denzel 13 yd pass from Brewer,Charlie (Martin,Connor kick failed)
2nd 10:51	OU	Morris, Lee 43 yd pass from Murray, Kyle (Seibert, Austin kick)
06:36	OU	Brown, Marquise 24 yd pass from Murray, Kyle (Seibert, Austin kick)
00:00	BU	Martin,Connor 32 yd field goal
3rd 10:22	BU	Hurd,Jalen 2 yd run (Martin,Connor kick)
09:37	OU	Lamb, CeeDee 86 yd pass from Murray, Kyle (Seibert, Austin kick)
07:06	BU	Brewer,Charlie 1 yd run (Martin,Connor kick)
04:09	OU	Brown, Marquise 50 yd pass from Murray, Kyle (Seibert, Austin kick)
00:00	OU	Murray, Kyle 1 yd run (Seibert, Austin kick)
4th 11:45	BU	Martin,Connor 39 yd field goal
09:08	OU	Brooks, Kennedy 34 yd run (Seibert, Austin kick)
05:12	OU	Hurd,Jalen 4 yd pass from Brewer,Charlie (Martin,Connor kick)
04:59	BU	Brooks, Kennedy 49 yd run (Seibert, Austin kick)
01:20	OU	Seibert, Austin 26 yd field goal

STATISTICS

TEAM STATS	BU	OU
FIRST DOWNS	33	22
RUSHES-YARDS (NET)	38-77	39-189
PASSING YDS (NET)	416	432
Passes Att-Comp-Int	63-40-0	23-17-0
TOTAL OFFENSE PLAYS-YARDS	101-493	54-607
Fumble Returns-Yards	0-0	0-0
Punt Returns-Yards	1-0	0-0
Kickoff Returns-Yards	0-0	2-32
Interception Returns-Yards	0-0	0-0
Punts (Number-Avg)	5-194	3-137
Fumbles-Lost	3-1	0-0
Penalties-Yards	9-75	7-80
Possession Time	37:20	22:40
Third-Down Conversions	9 of 20	4 of 8
Fourth-Down Conversions	2 of 4	0 of 0
Red-Zone Scores-Chances	5-5	3-3
Sacks By: Number-Yards	2-15	6-41

INDIVIDUAL STATISTICS

**RUSHING:** Baylor: Hasty, JaMycal 10-43; Lovett, John 9-36; Hurd, Jalen 6-12; Ebner, Trestan 1-6; Fleeks, Josh 1-0; Brewer, Charlie 11-20. Oklahoma: Brooks, Kennedy 8-107; Murray, Kyle 10-45; Sermon, Trey 8-19; Pledger, T.J. 2-4; Kendall, Austin 1-4; TEAM 2-4.

**PASSING:** Baylor: Brewer, Charlie 38-60-0; McClendon, Jalan 2-3-0. Oklahoma: Murray, Kyle 17-21-0; Kendall, Austin 0-2-0.

**RECEIVING:** Baylor: Mims, Denzel 11-114-1; Hurd, Jalen 9-104-1; Hasty, JaMycal 7-42-0; Ebner, Trestan 5-53-0; Jones, Marques 3-26-0; Platt, Chris 2-54-0; Thornton, Tyquan 1-11-0; Henle, Christoph 1-9-0; Smith, Abram 1-3-0.

**INTERCEPTIONS:** Baylor: none. Oklahoma: none.

**FUMBLES:** Baylor: Brewer, Charlie 1-0; Lovett, John 1-0; Platt, Chris 1-1. Oklahoma: none.

**SACKS** Baylor: Roberts, Greg 2-0-15; Oklahoma: Murray, Kenneth 1-0-7; Kelly, Caleb 2-0-11; Perkins, Ronnie 2-0-15; Jackson, Mark 1-0-8.

**TACKLES (UA-A):** Baylor: Miller, Chris 2-4; Williams, Jordan 2-4; Lynch, James 3-2; Vaughns, Verkedric 2-3; Bernard, Terrel 0-5; Roberts, Greg 5-0; Thompson, B.J. 3-4; Texada, Raleigh 3-0; Hand, Harrison 1-1; Morgan, Christian 1-1; Woods, JT 1-0; Thomas, Derrek 1-0; Williams, Deonte 1-0; Lewis, Ira 1-0; Pitre, Jalen 1-0; Lynch, Blake 0-1; Houston, Jameson 0-1; Roy, Bravion 0-1; Copeland, Jake 0-1; Lockhart, James 0-1. Oklahoma: Murray, Kenneth 8-9; Bolton, Curtis 6-10; Houghton, K. 5-6; Motley, Parnell 4-3; Brown, Tre 6-0; Norwood, Tre 4-2; Kelly, Caleb 3-2; Broiles, Justin 3-1; Perkins, Ronnie 2-2; Barnes, Robert 1-2; Gallimore, N. 1-2; Radley-Hiles, B. 0-3; Fields, Patrick 1-1; Terry, J. 1-1; Jackson, Mark 1-1; White, DaShaun 1-1; Bledsoe, Amani 1-0; Thomas, Isaiah 1-0; Lott, Tyreece 0-1; Overton, M. 0-1

BAYLOR 37, K-STATE 34

MCLANE STADIUM • WACO, TEXAS

OCT. 6, 2018 • ATTENDANCE: 36,888

WACO, Texas - A rough day for Baylor kicker **Connor Martin** ended with a game-winning field goal. Martin missed three field goal attempts and an extra point, but his third made field goal was a 29-yarder with eight seconds left Saturday to give the Bears a 37-34 win over Kansas State.

After Kansas State tied the game at 34 on Skylar Thompson's 28-yard touchdown pass to Dalvin Warmack with 4:26 left, quarterback **Charlie Brewer** set up the Bears (4-2, 2-1 Big 12) for the game-winning kick by driving them 76 yards on 11 plays.

**Jalen Hurd** had 11 catches for 135 yards, and the former Tennessee running back also ran for 56 yards and a touchdown for the Bears, who last year won only once in coach **Matt Rhule's** first season. **Trestan Ebner** ran for 100 yards.

Alex Barnes ran 22 times for 250 yards and three touchdowns for Kansas State (2-4, 0-3).

Thompson was 15 of 26 for 149 yards with a touchdown and two interceptions and ran for 50 yards and a score.

Barnes opened the fourth quarter with a 48-yard TD run that tied the game at 20 before the Wildcats' extra point was blocked. Thompson's 52-yard TD run with 10:38 left put the Wildcats ahead.

Brewer's 21-yard TD pass to **Denzel Mims** tied the game again before freshman **Craig Williams** scored on a 21-yard run with 6:41 left to put the Bears back in front.

POSTGAME NOTES

- The win is the first in the **Matt Rhule** era while trailing at halftime.
- The Bears are 23-of-24 on redzone trips this season after going 5-of-6 against Kansas State, the first red zone trip they haven't scored on this season.
- The Bears more than doubled their turnover total for the season today, generating 3 turnovers on the day (2 INTs, 1 fumble recovery) after having just 2 on the season coming into the day.
- Most first downs (38) in a conference game since having 39 in the 61-58 win over TCU on Oct. 11, 2014.
- FR WR **Craig "Sqwiri" Williams** with his first collegiate touchdown, a rush for 21 yards in the 4th quarter. He finished the day with 2 rushing attempts for 35 yards.
- WR **Jalen Hurd** sets a new career-high with 11 receptions.
- RB **Trestan Ebner** with his first career 100-yard rushing performance, finishing with 100 yards on a career-high 17 carries.
- WR **Jalen Hurd** with his third-career 100-yard receiving game, finishing with 135 yards (1 yard shy of tying career high) on 11 receptions vs. K-State. Also his second-straight game with 100+ yards receiving.
- S **Chris Miller** forces a fumble on the opening kickoff of the 2nd half and then recovers it, first fumble recovery for the Bears this season.
- LB **Jairon McVea** and CB **Kalon Barnes** each had their first career interceptions.

SCORING SUMMARY

K-STATE	7	7	0	20	--	34
BAYLOR	3	9	8	17	--	37

1st 11:17	BU	Martin,Connor 35 yd field goal
09:04	KS	Barnes, Alex 55 yd run (McLellan, Nick kick)
2nd 14:40	BU	Martin,Connor 28 yd field goal
09:47	BU	Brewer,Charlie 3 yd run (Martin,Connor kick failed)
05:50	KS	Barnes, Alex 34 yd run (McLellan, Nick kick)
3rd 14:28	BU	Hurd,Jalen 1 yd run (Platt,Chris pass from Brewer,Charlie)
4th 14:51	KS	Barnes, Alex 48 yd run (McLellan, Nick kick blocked)
10:38	KS	Thompson, Skylar 52 yd run (Hicks, Andrew kick)
08:32	BU	Mims,Denzel 21 yd pass from Brewer,Charlie (Martin,Connor kick)
06:41	BU	Williams,Craig 21 yd run (Martin,Connor kick)
04:26	KS	Warmack, Dalvin 28 yd pass from Thompson, Skylar (Hicks, Andrew kick)
00:08	BU	Martin,Connor 29 yd field goal

STATISTICS

TEAM STATS	K-STATE	BU
FIRST DOWNS	20	38
RUSHES-YARDS (NET)	35-319	48-261
PASSING YDS (NET)	149	296
Passes Att-Comp-Int	26-15-2	45-30-2
TOTAL OFFENSE PLAYS-YARDS	61-468	93-557
Fumble Returns-Yards	0-0	0-0
Punt Returns-Yards	1-1	1-3
Kickoff Returns-Yards	1-8	8-462
Interception Returns-Yards	2-0	2-1
Punts (Number-Avg)	2-87	1-51
Fumbles-Lost	3-1	3-0
Penalties-Yards	6-55	2-10
Possession Time	25:46	34:14
Third-Down Conversions	6 of 12	10 of 17
Fourth-Down Conversions	0 of 1	0 of 0
Red-Zone Scores-Chances	0-1	5-6
Sacks By: Number-Yards	4-25	3-27

INDIVIDUAL STATISTICS

**RUSHING:** K-State: Barnes, Alex 22-250; Thompson, Skylar 9-50; Warmack, Dalvin 4-19. Baylor: Ebner, Trestan 17-100; Hasty, JaMycal 9-60; Hurd, Jalen 8-56; Williams, Craig 2-35; Brewer, Charlie 12-10.

**PASSING:** K-State: Thompson, Skylar 15-26-2-149. Baylor: Brewer, Charlie 30-44-1-296. Ebner, Trestan 0-1-1-0.

**RECEIVING:** K-State: Zuber, Isaiah 7-56-0; Schoen, Dalton 2-30-0; Barnes, Alex 2-22-0; Harris, Isaiah 2-6-0; Warmack, Dalvin 1-28-1; Reuter, Zach 1-7-0. Baylor: Hurd, Jalen 11-135-0; Mims, Denzel 8-90-1; Platt, Chris 3-30-0; Ebner, Trestan 3-13-10; Jones, Marques 2-17-0; Hasty, JaMycal 2-11-0; Thornton, Tyquan 1-0-0.

**INTERCEPTIONS:** K-State: Adams, Kendall 1-0; Shelley, Duke 1-0. Baylor: Morgan, Christian 1-2; McVea, Jairon 1-3.

**FUMBLES:** K-State: Zuber, Isaiah 2-1; Barnes, Alex 1-0; Baylor: White, Trevor 1-0.

**SACKS** K-State: Hubert, Wyatt 1.5-7; Walker, Reggie 1.5-10; Dishon, Trey 1.0-8. Baylor: Lynch, James 1.0-8; Thompson, BJ 1.0-9; Black, Henry 1.0-10.

**TACKLES (UA-A):** K-State: Walker, Eli 9-3; Hughes, Justin 6-5; Parker, AJ 8-1; Adam, Kendall 4-3; Patton, Da'Quan 4-3; Fletcher, Cody 3-3; Shelley, Duke 4-0; Hubert, Wyatt 2-2; Goolsby, Denzel 3-0; Walker, Reggie 1-2; Massie, Bronson 1-2; Mittie, Jordan 2-0; Sizelove, Sam 2-0; Ball, Kyle 2-0; Dishon, Trey 1-1; Schoen, Dalton 1-0; Bowles, Daron 1-0; Jenkins, Jacob 1-0; Monty, Brock 1-0; Weber, Landry 1-0; Richmeier, Blake 1-0; Durham, Jonathan 0-1; McGee, Kevin 0-1; Elder, Ross 0-1. Baylor: Miller, Chris 6-2; Williams, Jordan 3-4; Texada, Raleigh 4-1; Lynch, James 3-2; Morgan, Christian 4-0; Lynch, Blake 3-0; Johnston, Clay 2-1; Thompson, Clay 2-1; Jones, Jordan 1-1; Lewis, Ira 1-1; Williams, Deonte 1-1; Lockhart, Jame 1-0; Pitre, Jalen 1-0; McVea, Jairon 1-0; Black, Henry 1-0; Barnes, Kalon 1-0.



**#9/14 TEXAS 23, BAYLOR 17**  
**DARRYL K ROYAL STADIUM • AUSTIN, TEXAS**  
**OCT. 13, 2018 • ATTENDANCE: 36,888**

Shane Buechele came on for injured quarterback Sam Ehlinger early in the first quarter and No. 9 Texas slugged out a 23-17 win over Baylor that ended when the Bears' final pass sailed through the back of the end zone Saturday.

Baylor quarterback **Charlie Brewer** drove the Bears from their own 3 to the Texas 17 before he had to rush his final three throws under intense pressure.

Freshman running back **Keaontay Ingram** ran for 110 yards, Texas' first 100-yard rushing effort of the season. Defensive end **Charles Omenihu** had two sacks and was chasing Brewer on the last three plays.

Buechele finished Texas' opening drive after game officials made Ehlinger leave because his right throwing hand was bleeding. Ehlinger went to the sideline and then the locker room before school officials announced he had injured his throwing shoulder. He returned to the sideline but didn't play again and changed into street clothes.

Buechele was the full-time starter in 2016, when he set several school freshman passing records, but he hadn't played yet this season. The Longhorns struggled to find any offensive rhythm for most of the game as Buechele passed for 184 yards with one touchdown and one interception.

Brewer passed for 245 yards and a touchdown for the Bears (4-3, 2-2).

**POSTGAME NOTES**

- Baylor's defense pitched a shutout in the second half, the first second-half shutout in the Rhule era; it marked the second time this season the Bears have shut out an opponent in a half (1st half vs. Kansas, Sept. 22).
- The second-half shutout was the first by a Baylor defense since a 38-10 win at Rice, Sept. 16, 2016. First in Big 12 play since Nov. 27, 2015 at TCU.
- The Bears had two more scoring drives of 10 or more plays today, giving them 12 total on the year.
- With CB **Raleigh Texada's** first-career INT, the Bears have had four turnovers (3 INT, 1 forced fumble/recovery) in the past two games. Prior to that the Bears generated two turnovers in the previous five games.
- LB **Clay Johnston** tied his career-high with 13 total tackles (10 solo).
- Johnston collected his first sack of the season (second sack of his career).
- WR **Mims** now has 100 career receptions, becoming the 18th man in school history to haul in 100+ receptions in a career.
- WR **Denzel Mims** now has 1,640 career receiving yards, good for 15th-most in program history.
- WR **Jalen Hurd** had a 2-yard rushing TD in the third quarter, his 3rd rushing TD of the year (6th total). He now had 32 career TDs, 23 career rushing TDs.
- CB **Christian Morgan** collected a career-high five tackles (three solo).
- CB **Derrek Thomas** had a career-high 6 tackles (five solo).
- K **Connor Martin** is in 5th place all-time in program history with 33 career field goals after nailing a 46-yarder.
- Martin remains ranked 8th in school history in total points with 156 among kickers.
- Galitz had three punts inside the 20-yard line giving him 12 for the season, matching his career best (12, 2016).
- P **Drew Galitz** cracked Baylor's career top 10 in 50-plus yard punts by adding three vs. the Longhorns giving him 27 for his career to rank 10th.

**SCORING SUMMARY**

BAYLOR	7	3	7	0	--	17
TEXAS	3	20	0	0	--	23

1st 08:57	UT	Cameron Dicker 40 yd field goal
03:08	BU	Mims,Denzel 19 yd pass from Brewer,Charlie (Martin,Connor kick)
2nd 14:56	UT	Cameron Dicker 35 yd field goal
05:03	BU	Martin,Connor 46 yd field goal
04:21	UT	Collin Johnson 44 yd pass from Shane Buechele (Cameron Dicker kick)
01:12	UT	Lil'Jordan Humphrey 3 yd run (Cameron Dicker kick)
00:00	UT	Cameron Dicker 47 yd field goal
3rd 04:33	BU	Hurd,Jalen 2 yd run (Martin,Connor kick)

**STATISTICS**

TEAM STATS	BU	UT
FIRST DOWNS	19	25
RUSHES-YARDS (NET)	34-88	41-170
PASSING YDS (NET)	240	219
Passes Att-Comp-Int	40-20-1	39-24-1
TOTAL OFFENSE PLAYS-YARDS	74-328	80-389
Fumble Returns-Yards	0-0	0-0
Punt Returns-Yards	0-0	3-5
Kickoff Returns-Yards	4-246	5-325
Interception Returns-Yards	1-0	1-0
Punts (Number-Avg)	7-303	4-191
Fumbles-Lost	1-0	0-0
Penalties-Yards	10-92	8-52
Possession Time	27:42	32:18
Third-Down Conversions	8 of 17	9 of 18
Fourth-Down Conversions	0 of 0	1 of 1
Red-Zone Scores-Chances	2-3	2-3
Sacks By: Number-Yards	1-12	3-11

**INDIVIDUAL STATISTICS**

**RUSHING:** Baylor: Brewer, Charlie 13-22; Lovett, John 5-21; Ebner, Trestan 3-16; Hasty, JaMycal 7-16; Hurd, Jalen 6-13. Texas: Keaontay Ingram 19-110; Tre Watson 13-41; Shane Buechele 5-11; Sam Ehlinger 2-5; Lil'Jordan Humphrey 2-3.

**PASSING:** Baylor: Brewer, Charlie 20-39-1-240. Texas: Shane Buechele 20-34-1-184; Sam Ehlinger 4-5-0-35.

**RECEIVING:** Baylor: Hurd, Jalen 5-72-0; Platt, Chris 5-26-0; Mims, Denzel 3-80-1; Stricklin, Poo 2-39-0; Fleeks, Josh 2-7-0; Henle, Christoph 1-6-0; Hasty, JaMycal 1-5-0; Jones, Marques 1-5-0. Texas: Collin Johnson 11-132-1; Lil'Jordan Humphrey 7-41-0; Andrew Beck 2-11-0; D'Shawn Jamison 1-17-0; Devin Duvernay 1-15-0; Keaontay Ingram 1-2-0; Tre Watson 1-1-0.

**INTERCEPTIONS:** Baylor: Texada, Raleigh 1-0. Texas: Caden Sterns 1-0.

**FUMBLES:** Baylor: Brewer, Charlie 1-0. Texas: None.

**SACKS:** Baylor: Johnston, Clay 1-0-12. Texas: Gary Johnson 1-0-2; Charles Omenihu 1-0-9.

**TACKLES (UA-A):** Baylor: Johnston, Clay 10-3; Lynch, Blake 9-1; Thomas, Derrek 5-1; Morgan, Christian 3-2; Roberts, Greg 2-3; Bernard, Terrel 2-3; Roy, Bravvion 4-0; Woods, JT 3-1; Williams, Jordan 2-2; Texada, Raleigh 2-1; Lynch, James 1-2; Houston, Jameson 1-1; Williams, Deonte 0-2; Lewis, Ira 1-0; Miller, Chris 1-0; Ogbonnaya, Chidi 1-0; Kelly, Chad 1-0; Vaughns, Verkedric 1-0; Hunt, Tyrone 0-1; Matisick, Ross 0-1; Copeland, Jake 0-1; Lockhart, James 0-1; Barnes, Kalon 0-1; Thompson, BJ 0-1. Texas: Gary Johnson 9-2; Anthony Wheeler 6-1; P.J. Locke III 6-0; B.J. Foster 4-2; Brandon Jones 4-1; Kris Boyd 4-1; Davante Davis 4-0; Chris Nelson 3-0; Charles Omenihu 2-1; Ta'Quon Graham 2-0; Caden Sterns 1-0.

**WEST VIRGINIA 58, BAYLOR 14**  
**MILAN PUSKAR STADIUM • MORGANTOWN, WEST VIRGINIA**  
**OCT. 25, 2018 • ATTENDANCE: 53,117**

MORGANTOWN, W.Va. (AP) — No. 12 West Virginia was determined to make up for being embarrassed in its last game on the road.

Will Grier threw three touchdown passes and the Mountaineers used a big second quarter to cruise to a 58-14 victory over Baylor on Thursday night.

The Mountaineers (6-1, 4-1 Big 12) bounced back from a blowout loss at Iowa State with arguably its top performance of the season on offense and one of its best on defense.

During a 31-point second quarter, Grier had TD tosses of 25 and 65 yards to David Sills, and Grier ran for a 1-yard score for a 41-0 halftime lead. It marked the most points in a quarter for the Mountaineers since they scored 35 against Clemson in the Orange Bowl following the 2011 season.

West Virginia had 10 first-half drives, compiled 435 yards by the break and 568 overall.

Baylor had come up just short at No. 6 Texas two weeks ago, driving to the Longhorns 17 in the final seconds but couldn't reach the end zone and lost 23-17.

The Bears (4-4, 2-3) were never in this one. They were limited to 287 total yards.

Charlie Brewer, who nearly brought Baylor back from a 38-13 fourth-quarter deficit against West Virginia as a freshman last year, threw three interceptions and was replaced by **Jalan McClendon** in the second quarter.

Evan Staley kicked three field goals for West Virginia. His 44-yarder in the third quarter boosted the lead to 44-0.

**POSTGAME NOTES**

- The Bears now have 20 touchdowns on 30 redzone trips this season. They have scored field goals on seven more trips this season.
- Overall the Bears have scored on 27-of-30 redzone trips this season.
- The Bears had one more scoring drives of 10 or more plays today, giving them 13 total on the year.
- With OL **Connor Galvin's** start, the Bears have had 15 players make their first-career starts, five of those true freshmen.
- QB **Jalan McClendon's** with his first rushing TD of the season, third of his career.
- QB **Jalan McClendon's** 16 pass completions are a new career high, 21 attempts also a career high.
- S **Verkedric Vaughns** tied for the team lead with six total tackles, all solo.
- WR **Josh Fleeks** with his second-career touchdown, a 2-yd rush, his first rushing TD of career.

**SCORING SUMMARY**

BAYLOR	0	0	14	0	--	14
WEST VIRGINIA	10	31	10	7	--	58
1st 14:10	WVU	Jennings, Gary 53 yd pass from Grier, Will (Staley, Evan kick)				
02:53	WVU	Staley, Evan 25 yd field goal				
2nd 13:21	WVU	Staley, Evan 47 yd field goal				
08:23	WVU	Sills V, David 25 yd pass from Grier, Will (Staley, Evan kick)				
06:40	WVU	Sills V, David 65 yd pass from Grier, Will (Staley, Evan kick)				
06:11	WVU	Pettaway, M. 33 yd run (Staley, Evan kick)				
03:09	WVU	Grier, Will 1 yd run (Staley, Evan kick)				
3rd 14:20	WVU	Staley, Evan 44 yd field goal				
09:52	BU	Fleeks,Josh 2 yd run (Martin,Connor kick)				
05:34	WVU	Brown, Leddie 1 yd run (Staley, Evan kick)				
00:23	BU	McClendon,Jalan 1 yd run (Martin,Connor kick)				
4th 14:53	WVU	Jennings, Gary 36 yd pass from Allison, Jack (Staley, Evan kick)				

**STATISTICS**

TEAM STATS	BU	WVU
FIRST DOWNS	17	22
RUSHES-YARDS (NET)	36-82	33-172
PASSING YDS (NET)	205	396
Passes Att-Comp-Int	29-17-3	31-21-0
TOTAL OFFENSE PLAYS-YARDS	65-287	64-568
Fumble Returns-Yards	0-0	0-0
Punt Returns-Yards	0-0	1-3
Kickoff Returns-Yards	4-92	1-3
Interception Returns-Yards	0-0	3-45
Punts (Number-Avg)	8-329	2-100
Fumbles-Lost	3-1	1-0
Penalties-Yards	8-75	6-64
Possession Time	31:50	28:02
Third-Down Conversions	5 of 14	1 of 10
Fourth-Down Conversions	0 of 1	1 of 1
Red-Zone Scores-Chances	2-3	4-4
Sacks By: Number-Yards	1-15	5-37

**INDIVIDUAL STATISTICS**

**RUSHING:** Baylor: Hasty, JaMycal 9-37; Ebner, Trestan 3-23; McClendon, Jalan 11-22; Hurd, Jalen 2-20; Lovett, John 2-1; Fleeks, Josh 2-4; Brewer, Charlie 7-15. WVU: Bush, Tevin 1-79; Pettaway, M. 4-35; Sinkfield, Alec 7-26; McKay, Kennedy 7-23; Brown, Leddie 7-16; Dorr, Lorenzo 2-2; Allison, Jack 1-1; TEAM, 1-1; Grier, Will 3-7.

**PASSING:** Baylor: McClendon, Jalan 16-21-0-183; Brewer, Charlie 1-8-3-22. WVU: Grier, Will 17-27-0-353; Allison, Jack 4-4-0-43.

**RECEIVING:** Baylor: Hurd, Jalen 3-38-0; Thornton, Tyquan 3-36-0; Hasty, JaMycal 3-9-0; Platt, Chris 2-38-0; Mims, Denzel 2-29-0; Ebner, Trestan 2-15-0; Jones, Marques 1-22-0; Lovett, John 1-18-0. WVU: Sills V, David 5-139-2; Jennings, Gary 3-100-2; Wesco, Trevon 3-52-0; Simmons, T.J. 3-29-0; Haskins, J. 3-21-0; Sinkfield, Alec 2-29-0; Bush, Tevin 1-13-0; Simms, Marcus 1-13-0.

**INTERCEPTIONS:** Baylor: None. WVU: Campbell, Shea 1-2; Avery, Toyous 1-42; Washington, K. 1-1.

**FUMBLES:** Baylor: Platt, Chris 1-1; Lovett, John 1-0; McClendon, Jalan 1-0. WVU: Allison, Jack 1-0.

**SACKS:** Baylor: Lynch, James 1.0-15. WVU: Long Jr., David 1.0-8; Rose, Ezekiel 1.0-7; Stills, Dante 1.0-10; Stewart, J. 1.0-6; Loe, Exree 1.0-6.

**TACKLES (UA-A):** Baylor: Vaughns, V. 6-0; Johnston, Clay 5-1; Roberts, Greg 5-0; Lynch, James 3-0; Black, Henry 3-0; Texada, Raleigh 3-0; Lynch, Blake 3-0; Houston, Jameson 2-0; Ogbonnaya, Chidi 2-0; Woods, JT 2-0; Bernard, Terrel 2-0; Morgan, C. 2-0; Williams, Jordan 1-1; Blackmar, Blake 1-0; Roy, Bravvion 1-0; Brewer, Charlie 1-0; Matisick, Ross 1-0; Kelly, Chad 1-0; Thompson, BJ 1-0; Lockhart, James 1-0; Thomas, Derrek 1-0; Copeland, Jake 1-0; Mims, Denzel 1-0. WVU: Robinson, Kelly 5-3; Bailey, Hakeem 6-1; Long Jr., David 5-2; Askew-Henry, D. 3-2; Nonwood, Josh 2-2; Rose, Ezekiel 3-0; Stills, Dante 3-0; Bigelow Jr., K. 3-0; Campbell, Shea 1-2; Adams, Jordan 2-0; Stewart, J. 2-0; Loe, Exree 2-0; Lindsay, D. 2-0; Avery, Toyous 1-1; Chandler, Josh 1-1; Robinson, J. 1-0; Stills, Darius 1-0; Dorr, Lorenzo 1-0; Legg, Casey 1-0; Wolfey, Stone 1-0; Mahone, Sean 0-1; Donahue, Reese.

**BAYLOR 35, OKLAHOMA STATE 31**

MCLANE STADIUM • WACO, TEXAS

NOV. 3, 2018 • ATTENDANCE: 43,492

Baylor quarterback **Charlie Brewer** started the week in concussion protocol and didn't get his usual snaps with the first-team offense in practice. And he didn't play the first three quarters against the Cowboys on Saturday.

When Brewer finally got in the game, he helped the Bears rally to beat Oklahoma State. Brewer led the Bears to consecutive touchdowns drives, and his second TD pass was a 6-yarder to Denzel Mims with seven seconds left for a 35-31 win.

The winning score came right after Brewer had a 2-yard run with no timeouts remaining and the clock still running. He expected the decision to clock the ball, but then got the signal for the last play that resulted in the game-winning score.

On Brewer's first drive, the Bears went 86 yards - aided by 30 yards of penalties against the Cowboys - and scored on a 36-yard TD pass to Jalen Hurd with 5:43 left.

Baylor's game-winning drive started after Oklahoma State (5-4, 2-4) was stopped on fourth down, when **Chris Miller** sacked Taylor Cornelius for a 9-yard loss with 1:31 left.

The Bears then went 55 yards on eight plays, the winning score coming on Brewer's TD fade pass to Mims - his only catch of the game a leaping grab over cornerback A.J. Green.

John Lovett ran for 104 yards and a touchdown, including a 75-yarder one play after Oklahoma State took a two-score lead late in the third quarter. **Jalan McClendon** got the start at quarterback for Baylor and threw for 102 yards with an interception. He had a 1-yard touchdown on a quarterback sneak.

Baylor's only lead before the final score was after a blocked punt by **Christian Morgan** that was taken seven yards to the end zone by Trestan Ebner to make it 14-10 in the second quarter.

**POSTGAME NOTES**

- First win for Baylor when trailing entering 4th quarter since Oct. 1, 2016 at Iowa State (trailed 42-28 entering 4th, won 45-42).
- Second time in McLane Stadium history coming from behind to win in 4th quarter (61-58).
- The Bears' 5 blocked kicks are the most since 5 in 2009.
- First time since 2005 vs. SMU that Baylor blocked a punt and a field goal in the same game.
- Lovett's 75-yard rushing TD was the first 1-play scoring drive for the Bears since Sept. 23, 2017 vs Oklahoma.
- With S Christian Morgan's second blocked punt of the season, the Bears have 5 blocked kicks this year for a total of 7 under Rhule.
- WR Denzel Mims' only reception of the day was the eventual game-winning TD, a 6-yd reception with 7 seconds remaining in the 4th quarter.
- RB John Lovett set the program record for fewest carries by a 100-yard rusher in a Big 12 game.
- RB Trestan Ebner with his first TD of the season, a rush for 7 yards after Morgan's blocked punt.
- LB Clay Johnston set a new career-high with 17 tackles on the day, the most since Bryce Hager's 18 vs K-State in 2013.

**SCORING SUMMARY**

OKLAHOMA STATE	7	3	14	7	--	31
BAYLOR	0	14	7	14	--	35

1st 07:47	OSU	Cornelius, Taylor 6 yd run (Ammendola, Matt kick)
2nd 08:17	BU	McClendon, Jalan 1 yd run (Martin, Connor kick)
04:42	OSU	Ammendola, Matt 19 yd field goal
02:24	BU	Ebner, Trestan 7 yd blocked punt return (Martin, Connor kick)
3rd 04:44	OSU	Wallace, Tylan 6 yd run (Ammendola, Matt kick)
00:25	OSU	Wallace, Tylan 8 yd pass from Cornelius, Taylor (Ammendola, Matt kick)
00:12	BU	Lovett, John 75 yd run (Martin, Connor kick)
4th 08:55	OSU	Hill, Justice 2 yd run (Ammendola, Matt kick)
05:43	BU	Hurd, Jalen 36 yd pass from Brewer, Charlie (Martin, Connor kick)
00:07	BU	Mims, Denzel 6 yd pass from Brewer, Charlie (Martin, Connor kick)

**STATISTICS**

TEAM STATS	OSU	BU
FIRST DOWNS	32	26
RUSHES-YARDS (NET)	47-212	39-244
PASSING YDS (NET)	311	158
Passes Att-Comp-Int	42-25-0	26-14-1
TOTAL OFFENSE PLAYS-YARDS	89-523	65-402
Fumble Returns-Yards	0-0	0-0
Punt Returns-Yards	0-0	2-30
Kickoff Returns-Yards	1-17	2-25
Interception Returns-Yards	1-0	0-0
Punts (Number-Avg)	3-118	3-134
Fumbles-Lost	0-0	0-0
Penalties-Yards	12-133	6-69
Possession Time	32:06	27:54
Third-Down Conversions	7 of 16	4 of 10
Fourth-Down Conversions	2 of 3	0 of 1
Red-Zone Scores-Chances	5-5	2-5
Sacks By: Number-Yards	2-13	4-22

**INDIVIDUAL STATISTICS**

**RUSHING:** OSU: Hill, Justice 18-119; Hubbard, Chubba 10-51; Cornelius, Taylor 12-19; King, J.D. 6-17; Wallace, Tylan 1-6; Lovett, John 6-104; McClendon, Jalan 8-28; Brewer, Charlie 6-28; Hurd, Jalen 9-27; Hasty, Ja'Mycal 4-23; Fleeke, Josh 2-18; Ebner, Trestan 2-11; Bohanon, Gerry 2-5.

**PASSING:** OSU: Cornelius, Taylor 24-41-1-287; Wallace, Tylan 1-1-0-24. Baylor: McClendon 10-17-1-102; Brewer, Charlie 4-8-0-56; Galitz, Drew 0-1-0-0.

**RECEIVING:** OSU: Wallace, Tylan 8-122-1; Johnson, Tyron 8-81-0; Stoner, Dillon 4-60-0; Hill, Justice 2-12-0; Cornelius, Taylor 1-24-0; Hubbard, Chuba 1-18-0; Johnson, Braydon 1-0-0; Jenkins, Teven 0-3-0; Wolf, Landon 0-3-0. Baylor: Hurd, Jalen 7-96-1; Jones, Marques 2-19-0; Ebner, Trestan 2-14-0; Fleeke, Josh 1-21-0; Mims, Denzel 1-6-1; Hasty, Ja'Mycal 1-2-0.

**INTERCEPTIONS:** OSU: Williams, Rodarius 1-0. Baylor: none

**FUMBLES:** OSU: Jenkins, Teven 1-1. Baylor: none

**SACKS:** OSU: Owens, Jarrell 1.0-5; Evers, Brendon 1.0-8. Baylor: Miller, Chris 1.0-9; Lynch, Blake 0.5-2; Lynch, James 0.5-4; Lewis, Ira 0.5-3; Roy, Bravvion 1.5-4.

**TACKLES (UA-A):** OSU: Rodriguez, Malcolm 9-2; Peel, Kolby 6-1; Bundage, Calvin 3-3; Phillips, Justin 4-1; Green, A.J. 4-1; Brailford, Jordan 1-4; Givens, Malik 2-0; Bernard, Jarrick 2-0; Owens, Jarrell 2-0; Carter, Trey 1-1; Evers, Brendon 1-0; Harper, Devin 1-0; Williams, Larry 1-0; Balous, Bryce 1-0; McCallister, Tanner 1-0; Henry, Kevin 1-0; Williams, Rodarius 0-1. Baylor: Johnston, Clay 14-3; Texada, Raleigh 6-3; Miller, Chris 8-0; Lynch, Blake 1-6; Vaughns, Verkedric 4-2; Bernard, Terrel 3-3; Lynch, James 2-3; Roberts, Greg 1-4; Lewis, Ira 3-1; Roy, Bravvion 2-2; Barnes, Kalon 3-0; Thomas, Derrek 1-0; Woods, J.T. 1-0; Morgan, Christian 1-0; Black, Henry 0-1.

**IOWA STATE 28, BAYLOR 14**

JACK TRICE STADIUM • AMES, IOWA

NOV. 10, 2018 • ATTENDANCE: 53,860

Brock Purdy threw for a touchdown and ran for another score, and No. 23 Iowa State topped Baylor 28-14 on Saturday after a skirmish in the third quarter resulted in unsportsmanlike conduct penalties for each player on both teams.

Purdy threw for 230 yards as Iowa State (6-3, 5-2, No. 22 CFP) won a fifth straight Big 12 game in the same season for the first time. Deshaunte Jones added a TD reception and threw for a 2-point conversion, and Iowa State shut out Baylor on five of its seven trips to the red zone.

Purdy's 11-yard TD pass to Jones and his 2-yard touchdown run helped Iowa State to a 17-0 halftime lead.

Baylor (5-5, 3-4) answered with a **Charlie Brewer** TD pass, but Matt Eaton fought through a defensive pass interference call for a 38-yard catch that set up Johnnie Lang's 8-yard touchdown run and a 28-7 Cyclones lead.

The game took an ugly turn when Montgomery and Baylor linebacker **Greg Roberts** were ejected after briefly fighting each other early in the third.

The Cyclones and Bears nearly came to blows when a previous play ended up spilling over onto Iowa State's bench. The bad blood hung around, and the teams nearly staged a full-on brawl during a wild incident that included Roberts slapping Montgomery on the helmet, and Montgomery swinging away in response.

Campbell said he wanted to review the tape before commenting on the incident, though he did defend Montgomery.

Montgomery finished with 53 yards rushing. The Big 12 will review the incident, and Montgomery could be suspended for the first half of next weekend's huge game at Texas.

Brewer threw for 288 yards and two touchdowns. But he was ejected for his second unsportsmanlike penalty with 5:51 left.

**POSTGAME NOTES**

- Today's kickoff temperature of 25 in Ames, Iowa, is the coldest kickoff for a Baylor game since the Bears faced Texas with a kickoff temp of 24 degrees on December 7, 2013 at Floyd Casey Stadium in Waco.
- At 25 degrees, it is the coldest road game in program history, besting a 29 degree game at Arkansas in 1991.
- Today's contest marks the first time since 1977 that the Bears have played four ranked opponents on the road in consecutive road contests.
- OL Blake Blackmar, DE Greg Roberts, WR Trevor White, CB Derrek Thomas served as captains for today's game.
- Baylor's 505 yards of total offense are the second-most given up by Iowa State all season. Only Oklahoma had more with 519 total yards.
- Baylor's scoring drive in the 3rd quarter, ending in Mims' TD reception was 15 plays, the longest scoring drive in plays this season.
- Mims' TD finished off the longest TD drive in plays since a 16-play TD drive vs WVU on Oct. 21, 2017.
- The scoring drive ending in Mims' TD took up 7:36, the longest touchdown drive in TOP since a 21-play, 8:12 TD drive at Oklahoma State on Oct. 29, 2011.
- S Verkedric Vaughns with a new career high in total tackles after collecting 13.
- LB Clay Johnston finished with 9 tackles tonight, has averaged 11.25 per game over the last 4 games.

**SCORING SUMMARY**

BAYLOR	0	0	7	7	--	14
IOWA STATE	7	10	11	0	--	28

1st 01:47	ISU	Jones, Deshaunte 11 yd pass from Purdy, Brock (Assalley, Connor kick)
2nd 09:34	ISU	Purdy, Brock 2 yd run (Assalley, Connor kick)
00:05	ISU	Assalley, Connor 34 yd field goal
3rd 09:38	ISU	Assalley, Connor 37 yd field goal
01:56	BU	Mims, Denzel 6 yd pass from Brewer, Charlie (Martin, Connor kick)
00:25	ISU	Lang, Johnnie 8 yd run (Purdy, Brock pass from Jones, D.)
4th 12:25	BU	Stricklin, Pooh 7 yd pass from Brewer, Charlie (Martin, Connor kick)

**STATISTICS**

TEAM STATS	BU	ISU
FIRST DOWNS	25	21
RUSHES-YARDS (NET)	32-146	32-125
PASSING YDS (NET)	359	230
Passes Att-Comp-Int	48-29-0	25-18-0
TOTAL OFFENSE PLAYS-YARDS	80-505	57-355
Fumble Returns-Yards	0-0	0-0
Punt Returns-Yards	1-2	0-0
Kickoff Returns-Yards	6-94	3-84
Interception Returns-Yards	0-0	0-0
Punts (Number-Avg)	2-63	3-124
Fumbles-Lost	0-0	1-0
Penalties-Yards	7-70	4-30
Possession Time	34:59	25:01
Third-Down Conversions	6 of 15	7 of 11
Fourth-Down Conversions	3 of 5	0 of 0
Red-Zone Scores-Chances	2-7	5-5
Sacks By: Number-Yards	1-8	1-8

**INDIVIDUAL STATISTICS**

**RUSHING:** Baylor: Brewer, Charlie 12-72; Hurd, Jalen 8-46; Hasty, Ja'Mycal 6-15; Lovett, John 4-9; Ebner, Trestan 2-4. ISU: Purdy, Brock 12-56; Montgomery, David 11-53; Lang, Johnnie 4-18; Nwangwu, Kene 1-1; Croney, Sheldon 2--1; TEAM 2--2.

**PASSING:** Baylor: Brewer, Charlie 26-36-0-288-2; McClendon, Jalen 3-12-0-71-0. ISU: Purdy, Brock 18-23-0-230-1. TEAM 0-2-0-0.

**RECEIVING:** Baylor: Hurd, Jalen 5-81-0; Stricklin, Pooh 5-67-1; Mims, Denzel 5-43-1; Ebner, Trestan 3-38-0; Jones, Marques 3-23-0; Hasty, Ja'Mycal 3-21-0; Platt, Chris 2-66-0; Thornton, Tyquan 2-20-0; Fleeke, Josh 1-0-0. ISU: Jones, Deshaunte 4-39-1; Eaton, Matthew 3-61-0; Kolar, Charlie 3-44-0; Montgomery, David 3-25-0; Butler, Hakeem 3-25-0; Croney, Sheldon 1-25-10; Johnson, Josh 1-11-0.

**INTERCEPTIONS:** Baylor: None. ISU: None.

**FUMBLES:** Baylor: None. ISU: Jones, Deshaunte 1-0.

**SACKS:** Baylor: Thompson, BJ 1.0-8. ISU: Rose, Mike 0.5-4; Johnson, Jamahl 0.5-4.

**TACKLES (UA-A):** Baylor: Vaughns, V. 7-6; Johnston, Clay 3-6; Williams, Jordan 1-5; Miller, Chris 2-3; Lynch, James 2-2; Thomas, Derrek 2-2; Bernard, Terrel 2-2; Roy, Bravvion 0-4; Texada, Raleigh 2-1; Lynch, Blake 1-2; Lewis, Ira 0-3; Copeland, Jale 2-0; Thompson, BJ 1-0; Hand, Harrison 1-0; Ebner, Trestan 1-0; Hunt, Tyrone 1-0; Barnes, Kalon 1-0; Lockhart, James 0-1; Roberts, Greg 0-1. ISU: Spears, Marcel 6-4; Harvey, Willie 4-5; Johnson, Anthony 7-1; Rose, Mike 1-7; Lewis, Braxton 3-3; Northrup, Reggan 2-4; Eisworth, Greg 2-4; Payne, D'Andre 4-0; Peavy, Brian 3-1; Bailey, JaQuan 1-3; Hummel, Jake 3-0; White, Lawrence 2-1; Azunna, Arnold 2-0; Johnson, Jamahl 1-1; Ruth, De'Monte 1-1; Grant, Jatairis 0-2; Leo, Matt 0-2; Tongamoa, Kamilo 1-0; Lima, Ray 1-0; Benton, Spencer, 0-1; Vance, O'Rien 0-1; Bailey, Cordarius 0-1.



**TCU 16, BAYLOR 9**

**MCLANE STADIUM • WACO, TEXAS**

**NOV. 17, 2018 • ATTENDANCE: 45,140**

TCU was down to its third quarterback and last scholarship running back. Fortunately for the Horned Frogs, they still had speedy playmaker Jalen Reagor on the field.

Reagor turned a screen pass into a 65-yard score and later had a 37-yard touchdown on a fourth-and-1 reverse run as the injury-plagued Frogs beat Baylor 16-9 on Saturday, keeping the Bears from reaching bowl eligibility in their home finale.

Reagor got the go-ahead score with 2 minutes left in the third quarter when third-string running back Emari Demercado took a direct snap. TCU's last healthy scholarship running back started right and then flipped to Reagor sweeping the other way. Reagor had a wide-open lane to the end zone.

TCU fifth-year senior QB Grayson Muehlstein had completed only one pass in his seven career games before starter Michael Collins led the game with a right ankle injury late in the first quarter. That was just another injury in a long list for the Frogs, who have had at least 36 players miss much or all of the season.

Muehlstein was 11-of-15 for 137 yards and the TD to Reagor, who matched a school record with a TD catch in six consecutive games.

Reagor made the catch near the line of scrimmage, briefly reversed backward and then spun away from a defender. He sprinted down the left sideline for a 65-yard TD and a 9-6 lead upheld on a replay review after he almost got knocked out of bounds inside the 5.

Charlie Brewer threw for 163 yards and had a 7-yard TD run when he leaped over one of his blockers for Baylor (5-6, 3-5). But Brewer also had one of the two Bears fumbles that led to TCU points.

Brewer's fumble recovered by Corey Bethley on the first play of the second quarter set up the Reagor TD catch. Brewer had ended the first quarter with consecutive runs of 15 and 11 yards, the first converting fourth-and-11.

Baylor running back **John Lovett** fumbled on the second play of the game, setting up Jonathan Song's 29-yard field goal.

**POSTGAME NOTES**

- A combined 25 points scored today were the lowest in the series since 24 (17-7 TCU) in 2006.
- BJ Thompson's blocked punt and extra point are the sixth and seventh blocked kicks of the year for the Bears, tying for third-most in program history, the most since 9 in 1989. Coming into the day, the Bears ranked first in blocked kicks, third nationally.
- As a head coach, Rhule's teams have blocked 28 kicks since 2013.
- In the last two games, the Bears are 5-of-9 in 4th down attempts. Before last week, the Bears had only converted 2-of-6 4th down attempts.
- QB Charlie Brewer had his 5th rushing TD of the season, the most since Seth Russell had 8 in 2016.
- DE BJ Thompson's 2 blocked kicks today tie the Baylor record for blocked kicks in a game, the fourth time in program history that a player has blocked two kicks in a game. James Francis did it twice in the 1989 season, Jason Lamb had 2 vs. Kent State in 2009.
- LB Clay Johnston led the Baylor defense for the fifth time this season, finishing with 15 tackles (10 solo).
- LB Clay Johnston has had 60 total tackles over the last 5 games, average of 12 tackles per game.

**SCORING SUMMARY**

TCU	3	6	7	0	--	16
BAYLOR	6	0	3	0	--	9

1st 12:11	TCU	Song, Jonathan 29 yd field goal
05:02	BU	Brewer, Charlie 7 yd run (Martin, Connor kick blocked)
2nd 13:05	TCU	Reagor, Jalen 65 yd pass from Muehlstein, G. (Song, Jonathan kick blocked)
3rd 06:25	BU	Martin, Connor 33 yd field goal
02:02	TCU	Reagor, Jalen 37 yd run (Song, Jonathan kick)

**STATISTICS**

TEAM STATS	TCU	BU
FIRST DOWNS	14	20
RUSHES-YARDS (NET)	42-160	40-140
PASSING YDS (NET)	151	163
Passes Att-Comp-Int	21-15-0	29-14-1
TOTAL OFFENSE PLAYS-YARDS	63-311	69-303
Fumble Returns-Yards	1-4	0-0
Punt Returns-Yards	0-0	1-6
Kickoff Returns-Yards	2-56	1-23
Interception Returns-Yards	1-20	0-0
Punts (Number-Avg)	8-291	5-200
Fumbles-Lost	2-0	2-2
Penalties-Yards	8-80	9-66
Possession Time	34:09	25:51
Third-Down Conversions	4 of 15	2 of 13
Fourth-Down Conversions	1 of 1	2 of 4
Red-Zone Scores-Chances	1-1	2-3
Sacks By: Number-Yards	5-28	1-8

**INDIVIDUAL STATISTICS**

**RUSHING:** TCU: Demercado, E. 15-60; Anderson, D. 9-49; Reagor, Jalen 2-32; Oloniua, Sewo 4-16; Muehlstein, G. 10-10; TEAM 2--7. Baylor: Lovett, John 11-55; Brewer, Charlie 18-54; Ebner, Trestan 6-35; Hurd, Jalen 4-4; Fleeks, Josh 1--8.

**PASSING:** TCU: Muehlstein, G. 11-15-0-137-1; Collins, Mike 4-6-0-14-0. Baylor: Brewer: 14-29-1-163-0.

**RECEIVING:** TCU: Reagor, Jalen 4-86-1; Barber, Taye 4-33-0; Austin, Jaelan 2-19-0; Wells, Pro 2-12-0; Demercado, E. 2--5-0. Oloniua, Sewo 1-6-0. Baylor: Hurd, Jalen 4-68-0; Platt, Chris 3-29-0; Ebner, Trestan 3-26-0; Jones, Marques 2-11-0; Mims, Denzel 1-27-0; Lovett, John 1-2-0.

**INTERCEPTIONS:** TCU: Moehrig, Trevon 1-20. Baylor: none.

**FUMBLES:** TCU: Muehlstein, G. 1-0; TEAM 1-0. Baylor: Lovett, John 1-1; Brewer, Charlie 1-1.

**SACKS:** TCU: Banogu, Ben 1-0-3; Issahaku, R. 1-0-10; Johnson, Jawaun 1-0-8; Evans, Arico 1-0-2; Summers, Ty 1-0-5. Baylor: Black, Henry 1-0-8.

**TACKLES (UA-A):** TCU: Banogu, Ben 9-1; Issahaku, R. 6-2; Johnson, Jawaun 4-2; Evans, Arico 4-2; Wallow, Garret 3-2; Lewis, Julius 3-1; Simmons, M. 3-0; Collier, L.J. 1-1; Ellis, George 1-1; Gladney, Jeff 0-2; Summers, Ty 1-0; Bethley, Corey 1-0. Wilson, Ben 1-0. Cooper, Terrell 1-0. Baylor: Johnston, Clay 10-5; Black, Henry 6-2; Williams, Jordan 5-1; Vaughns, Verkedric 5-0; Roy, Bravion 2-3; Lewis, Ira 3-1; Miller, Chris 3-0; Hand, Harrison 2-0; Texada, Raleigh 2-0; Woods, JT 1-1; Thomas, Derrek 1-1; Hurd, Jalen 1-0; Ebner, Trestan 1-0; Lynch, Blake 1-0; Lynch, James 0-1; Copeland, Jake 0-1; Hunt, Tyrone 0-1; McVea 0-1.

**BAYLOR 35, TEXAS TECH 24**

**AT&T STADIUM • ARLINGTON, TEXAS**

**NOV. 24, 2018 • ATTENDANCE: 27,308**

Charlie Brewer was going to play more games for Baylor no matter what happened Saturday. Now the sophomore quarterback gets to go to a bowl with the seniors who stuck around through some tough times.

Brewer threw for 308 yards with three touchdowns and ran for a score as the Bears beat Texas Tech 35-24 in the regular season finale to get bowl eligible a year after winning only one game.

The Red Raiders (5-7, 3-6 Big 12) ended their third consecutive losing season with lingering questions about the future of coach Kliff Kingsbury, their former quarterback who is 35-40 in six seasons as head coach -- 19-35 in Big 12 games. They lost their last five games.

Brewer, who was 22-of-30 passing, put Baylor ahead to stay with a 1-yard keeper less than two minutes into the second half.

After Tech had three consecutive incompletions on its first possession after halftime, the Bears drove for John Lovett's 3-yard TD run that made it 28-17. Lovett ran 28 times for 125 yards.

Still-gimpy McLane Carter, making his first start at quarterback for Texas Tech since an ankle injury in the first half of the season opener, was 21-of-37 passing for 247 yards with two touchdowns, and two interceptions in the fourth quarter.

Carter was feeling as close to fully healthy as he had since the opener. But he was grimacing and walking gingerly after getting sacked on the opening drive on the game right before hitting Ja'Deion High for a 54-yard TD pass.

Soon after that, Carter left the field with a trainer but never missed a play after Baylor used more than 9 minutes on its opening 19-play drive that ended with the first of two TD catches by Denzel Mims.

**POSTGAME NOTES**

- The series between Baylor and Texas Tech now sits at 38-38-1 all-time. The Bears broke a two-game Tech winning streak with today's victory.
- With the victory, the Bears are now bowl eligible for the eighth time in nine seasons.
- The Bears will head to the 24th bowl game in school history and are 12-11 all-time in bowl games, seeking a third-consecutive victory.
- With today's win, Baylor is now tied with Texas A&M for the most wins all-time by a college football team at AT&T Stadium (six wins).
- With Platt's 100-yard receiving performance and Lovett's 100-yard rushing performance, the Bears have had 13 100-yard performances on the season.
- It is the 6th time this season that the Bears have had two 100-yard performers in a game and the third time with the combination of a 100-yard rusher and a 100-yard receiver.
- The Bears are 5-1 this season in games with two 100-yard performers.
- QB Charlie Brewer was 22-of-30 for 308 yards, 3 TD passes, 1 TD rushing and 1 INT.
- At AT&T Stadium (2017 and 2018 vs. Texas Tech), QB Charlie Brewer has a 69.9 percent completion percentage (65-of-93) with 6 passing TDs, 1 rushing TD, 725 passing yards and 2 INTs

**SCORING SUMMARY**

BAYLOR	7	7	14	7	--	35
TEXAS TECH	10	7	0	7	--	24

1st 12:04	TTU	High, Ja'Deion 54 yd pass from Carter, McLane (Hatfield, Clayton kick)
02:54	BU	Mims, Denzel 6 yd pass from Brewer, Charlie (Martin, Connor kick)
00:27	TTU	Hatfield, Clayton 42 yd field goal
2nd 14:10	BU	Thornton, Tyquan 41 yd pass from Brewer, Charlie (Martin, Connor kick)
12:23	TTU	Felton, Demarcus 7 yd run (Hatfield, Clayton kick)
3rd 13:11	BU	Brewer, Charlie 1 yd run (Martin, Connor kick)
09:57	BU	Lovett, John 3 yd run (Martin, Connor kick), 9-67 2:39 28 - 17
4th 14:54	TTU	Collins, Seth 7 yd pass from Carter, McLane (Hatfield, Clayton kick)
12:41	BU	Mims, Denzel 16 yd pass from Brewer, Charlie (Martin, Connor kick)

**STATISTICS**

TEAM STATS	BU	TTU
FIRST DOWNS	28	20
RUSHES-YARDS (NET)	51-170	30-100
PASSING YDS (NET)	308	247
Passes Att-Comp-Int	31-22-2	37-21-2
TOTAL OFFENSE PLAYS-YARDS	82-478	67-347
Fumble Returns-Yards	0-0	0-0
Punt Returns-Yards	0-0	1-39
Kickoff Returns-Yards	1-8	4-119
Interception Returns-Yards	2-15	2-75
Punts (Number-Avg)	3-122	3-114
Fumbles-Lost	3-0	0-0
Penalties-Yards	12-80	8-85
Possession Time	36:04	23:56
Third-Down Conversions	6 of 11	10 of 16
Fourth-Down Conversions	1 of 2	1 of 1
Red-Zone Scores-Chances	4-4	2-2
Sacks By: Number-Yards	2-14	3-26

**INDIVIDUAL STATISTICS**

**RUSHING:** Baylor: Lovett, John 28-125; Ebner, Trestan 10-64; Bullard, Koby 1-0; TEAM 3--8; Brewer, Charlie 9--11. TTU: Ward, Da'Leon 15-75; Felton, Demarcus 12-38; Carter McLane 3--13.

**PASSING:** Baylor: Brewer, Charlie 22-30-1-308-3; McClendon, Jalen 0-1-1-0-0. TTU: Carter, McLane 21-37-2-247-2.

**RECEIVING:** Baylor: Platt, Chris 6-114-0; Mims, Denzel 5-65-2; Hurd, Jalen 3-24-10; Thornton, Tyquan 2-51-1; Ebner, Trestan 1-9-0; Lovett, John 1-8-0; Henderson, Tyler 1-8-0; Stricklin, Pooh 1-8-0; Jones, Marques 1-5-0; Fleeks, Josh 1--1-0. TTU: Vasher, T.J. 6-61-0; High, Ja'Deion 5-89-1; Collins, Seth 4-53-1; Wesley, Antoine 4-35-0; Thompson, Donta 1-10-0; Ward, Da'Leon 1--1-0.

**INTERCEPTIONS:** Baylor: Lynch, Blake 1-15; Texada, Raleigh 1-0. TTU: Johnson, Jah'Shawn 1-0; Dorsey, Vaughnté 1-75.

**FUMBLES:** Baylor: TEAM 1-0; Fleeks, Josh 1-0; Mims, Denzel 1-0. TTU: none.

**SACKS:** Baylor: Lewis, Ira 1-0-6; Thompson, BJ 1-0-8. TTU: Brooks, Jordyn 1-0-7; Jeffers, Riko 1-0-12; Hill, Kolin 1-0-7.

**TACKLES (UA-A):** Baylor: Johnston, Clay 6-6; Miller, Chris 6-4; Lynch, Blake 3-5; Williams, Jordan 3-2; Lynch, James 3-1; Lewis, Ira 2-2; Roy, Bravion 0-4; Roberts, Greg 2-0; Thomas, Derrek 2-0; Black, Henry 2-0; Thompson, BJ 2-0; Hand, Harrison 2-0; Texada, Raleigh 1-1; Morgan, Christian 1-0; Woods, JT 1-0; Rogers, Owen 1-0; Hanspard, Jr., Byron 1-0; Valentin, JohnCarlo 1-0; Pitre, Jalen 0-1; Vaughns, Verkedric 0-1; Logan, Ashton 0-1. TTU: Johnson, Jah'Shawn 8-5; Jeffers, Riko 7-5; Washington, B. 3-4; Wallace, Joseph 4-2; Dorsey, Vaughnté 3-2; Hill, Kolin 3-2; Fields, DaMarcus 3-0; Bonney, John 2-1; Coleman, Douglas 2-1; Howard, Eli 1-2; Allen, Kisen 2-0; McCann, Nick 1-1; Allen, Dakota 0-2; Vasher, T.J. 1-0; Wesley, Antoine 1-0; Smith, Desmon 1-0; Gordon, Preston 0-1.