

BAYLOR

BASKETBALL GAME NOTES



Follow Baylor Basketball on Twitter, Instagram and Facebook: @BaylorMBB

GAME 4



NR/NR BAYLOR (2-1) vs. NR/NR NICHOLLS STATE (2-2)

Nov. 16, 2018 • 11:05 a.m. CT • Watch: FSSW & Fox Sports App • Listen: ESPN Central Texas & TuneIn App
Waco, Texas • Ferrell Center (10,284) • Social Media: @BaylorMBB | #SicNSU | #1TGF

MEDIA INFORMATION

TV: FSSW & Fox Sports App

Talent: John Morris (pxp), Jim Haller (analyst)

BU Radio: Baylor-IMG College / ESPN Central Texas

Talent: Dave Rosselli (pxp), Pat Nunley (analyst)

Social Media: @BaylorMBB | #SicNSU | #1TGF

All-Time Series Never Met

Waco	Never met
Thibodaux	Never met
Neutral	Never met
Drew Era	Never met
First Meeting	Never met
Last Meeting	Never met

2018-19 SCHEDULE & RESULTS

DATE	BU	OPP	OPPONENT	TV	TIME
N6	—	—	TEXAS SOUTHERN	FSSW-Alt.	L, 69-72
N10	—	—	SOUTHERN ¹	FSSW	W, 80-53
N12	—	—	PRAIRIE VIEW A&M	FSSW-Alt.	W, 91-80
N16	—	—	NICHOLLS STATE ¹	FSSW	11 a.m.
N23	—	—	vs. Ole Miss ²	CBSSN	8:30 p.m.
N24	—	—	vs. Cincinnati/George Mason ²	CBSSN	3/6 p.m.
N27	—	—	SOUTH DAKOTA	FSSW+	7 p.m.
D1	—	—	at Wichita State	CBSSN	7 p.m.
D15	—	—	at Arizona	ESPN2	10 p.m.
D18	—	—	STEPHEN F. AUSTIN	FSSW-Alt.	7:30 p.m.
D21	—	—	OREGON	ESPN2	6 p.m.
D29	—	—	NEW ORLEANS	FSSW+	5 p.m.
J5	—	—	• at TCU	ESPNU	3 p.m.
J8	—	—	• IOWA STATE	ESPNEWS	6 p.m.
J12	—	—	• KANSAS	ESPN/2	3 p.m.
J14	—	—	• at Oklahoma State	ESPN/2	8 p.m.
J19	—	—	• TEXAS TECH	ESPN/2/U	5 p.m.
J21	—	—	• at West Virginia	ESPN/2/U	8 p.m.
J26	—	—	• ALABAMA ³	ESPN/2/U	11 a.m.
J28	—	—	• at Oklahoma	ESPN/2/U	8 p.m.
F2	—	—	• TCU	ESPN/2/U	7 p.m.
F6	—	—	• at Texas	LHN	7 p.m.
F9	—	—	• KANSAS STATE	ESPN/2	5 p.m.
F11	—	—	• OKLAHOMA	ESPN/2	8 p.m.
F16	—	—	• at Texas Tech	ESPN/2/U	1 p.m.
F19	—	—	• at Iowa State	ESPN/2/U	8 p.m.
F23	—	—	• WEST VIRGINIA	ESPN/2/U	1 p.m.
F27	—	—	• TEXAS	ESPN/2/U	8 p.m.
M2	—	—	• at Kansas State	ESPN/2/U	7 p.m.
M6	—	—	• OKLAHOMA STATE	ESPN/2/U	8 p.m.
M9	—	—	• at Kansas	ESPN/2	1 p.m.
M13-16	—	—	Big 12 Championship ⁴	TBD	TBD

SCHEDULE KEY

1 – Emerald Coast Classic (Waco, Texas); 2 – Emerald Coast Classic (Niceville, Fla.); 3 – SEC/Big 12 Challenge (Waco, Texas); 4 – Big 12 Championship (Sprint Center; Kansas City, Mo.)
Rankings: AP/Coaches; All times Central

BAYLOR ATHLETICS COMMUNICATIONS

DAVID KAYE

Assistant AD

254-709-5147 • David_Kaye@baylor.edu

STORY LINES

- Baylor wraps up its season-opening homestand by hosting Nicholls State at 11 a.m. CT Friday.
- The game will be televised on Fox Sports Southwest and the Fox Sports App.
- Head coach **Scott Drew** is in his 16th season in Waco and is the BU's all-time wins leader (298-196).
- Friday's game is part of the 2018 Emerald Coast Classic. Baylor has won 12 consecutive regular-season tournament games and is 18-3 in regular-season tournaments since 2013-14.
- Friday is "I'm Going To College Day." Complimentary tickets were offered to local elementary and middle schools, and approximately 5,000 students are expected to attend.
- Baylor is 38-11 against first-time opponents in the Drew era, including 32-7 since 2007-08.
- Baylor defeated Prairie View A&M on Monday, 91-80. The Bears were led by a 22-point performance from **Jared Butler**, the first 20-point game by a BU true freshman since Isaiah Austin on Feb. 27, 2013.
- **King McClure** also had 21 points, joining **Butler** to give BU two guards with 20-plus points in the same game for the first time since Curtis Jerrells (25) and LaceDarius Dunn (23) vs. SDSU on March 31, 2009.
- Baylor is looking to start 3-1 or better thru its first 4 games for the 13th consecutive season.
- Baylor returns 3 letterwinners from last year's team, the nation's fewest among Power-5 teams.
- **McClure** is the lone returning senior, while **Tristan Clark** and **Mark Vital** are back as sophomores.
- BU adds 9 newcomers for 2018-19, including 5 transfers (two Division I, two JuCo, one Division III).
- **Makai Mason** is the first grad transfer in program history after graduating from Yale in May.
- **Mario Kegler** (Mississippi State) and **Freddie Gillespie** (Carleton) are eligible after sitting out 2017-18.
- **Darius Allen** (Palm Beach State) and **Devonte Bando** (Hutchinson) joined the Bears as JuCo transfers.
- BU also adds prep players **Butler**, **Matthew Mayer**, **Flo Thamba** and **Jackson Moffatt**.
- BU has used 7 different starters in its first 3 games, including 4 players making their first DI starts.
- BU has played its first 3 games without 2 projected starters — **Mason** (injury) and **Kegler** (suspension).
- The Bears were picked 9th in the Big 12 Preseason Coaches Poll, the lowest since 2009-10 (10th).
- Baylor is 1 of 16 teams nationally to appear in every postseason since 2012 (5 NCAAAs, 2 NITs).
- Baylor is 54-3 in its last 57 non-conference home games dating back to Dec. 12, 2012.
- Baylor is 38-1 in regular-season non-conference games against unranked teams since December 2014.
- Baylor is 28-4 in home games against unranked opponents since 2016-17.
- Baylor is 119-15 in non-conference home games in the **Drew era**, including 93-7 since 2007-08.
- Baylor is 28-6 in games against non-Big 12 teams since 2016-17.
- Baylor is 17-1 when leading at halftime since the start of the 2017-18 season (2-1 this season).
- Drew is coaching his 495th game at Baylor (298-196). His .603 winning percentage is best in BU history among coaches with 40+ games, and his teams have a .675 winning percentage since 2007-08 (264-127).
- BU is 70-16 since 2015-16 when leading at any point in the 2nd half of a game (19-6 last year).
- Baylor has posted a combined 139-30 record in November and December games during the Drew era, including a 57-8 mark in November and December games since 2013.

TEAM INFORMATION

BAYLOR (2-1; 19-15, 8-10 Big 12 in 2017-18)

Ranking	NR – AP, NR – Coaches
Head Coach	Scott Drew (Butler, 1993)
Career Record	318-207 (16th season)
BU Record	298-196 (15th season)
vs. NSU	0-0

NICHOLLS STATE (2-2; 21-11, 15-3 SLC in 2017-18)

Ranking	NR – AP, NR – Coaches
Head Coach	Austin Claunch (Emory, 2012)
Career Record	2-2 (1st season)
NSU Record	2-2 (1st season)
vs. Baylor	0-0

SID Jordan Bergeron — jordan.bergeron@nicholls.edu

LAST GAME STARTERS

#	P	NAME	YR	PPG	RPG	APG	MPG
2	G	Devonte Bando	Jr.	17.0	3.0	2.0	33.7
3	G	King McClure	Sr.	15.3	5.3	4.7	30.3
25	F	Tristan Clark	So.	15.0	5.3	3.0*	22.7
11	F	Mark Vital	RSo.	5.7	6.0	3.0	28.3
33	F	Freddie Gillespie	RJr.	2.3	5.0	0.7*	18.7

#	P	NAME	YR	PPG	RPG	APG	MPG
15	G	Jeremiah Jefferson	Sr.	21.5	3.3	1.5	32.8
11	G	Gavin Peppers	Sr.	17.8	5.0	2.0	31.8
22	F	Brandon Moore	Jr.	8.0	5.3	1.0	21.5
3	G	Kevin Johnson	So.	7.5	2.8	6.3	30.5
1	C	Daniel Regis	Sr.	5.8	5.3	2.8*	19.0

* - Blocks per game

PRONUNCIATIONS

John JAKUS	JAYK-us
Matthew MAYER	MYE-er
OBIM OKEKE	OH-bihm oh-KAY-kay
MACIO Teague	may-SEE-oh
Mark VITAL	VYE-tuhl

PARTICIPATION

CONSECUTIVE STARTS

5	Mark Vital
3	Tristan Clark
3	King McClure
2	Devonte Bando
2	Freddie Gillespie

CONSECUTIVE GAMES PLAYED

52	King McClure
28	Mark Vital
3	Darius Allen, Devonte Bando, Jared Butler, Tristan Clark, Freddie Gillespie, Matthew Mayer, Flo Thamba

CAREER STARTS

66	MaCio Teague (66 at UNC Asheville)
37	King McClure
33	Tristan Clark
31	Mario Kegler (31 at Mississippi State)
30	Makai Mason (30 at Yale)
25	Freddie Gillespie (23 at Carleton)
21	Mark Vital
18	Jake Lindsey
2	Devonte Bando
1	Darius Allen
1	Jared Butler

CAREER GAMES PLAYED (NCAA)

103	Jake Lindsey
103	King McClure
67	MaCio Teague (67 at UNC Asheville)
62	Makai Mason (62 at Yale)
36	Tristan Clark
36	Mark Vital
34	Davion Mitchell (34 at Auburn)
34	Freddie Gillespie (31 at Carleton)
32	Mario Kegler (32 at Mississippi State)
9	Obim Okeke
3	Darius Allen, Devonte Bando, Jared Butler, Matthew Mayer, Flo Thamba

BAYLOR IN THE RANKINGS

WEEK	W/L	AP	COACHES
Preseason	0-0	NR	NR
Nov. 12	1-1	NR	NR

QUICK HITS

- Baylor is one of nine teams to be nationally ranked in each of the last 11 seasons dating back to 2007-08 – Baylor, Duke, Gonzaga, Kansas, Kentucky, Louisville, Michigan State, Notre Dame and North Carolina.
- BU is 103-86 in Big 12 play in 11 seasons since 2008 after going 45-131 in the league’s first 11 seasons.
- BU is 38-67 against AP-ranked teams since 2007-08 after going 0-27 in Drew’s first 4 rebuilding seasons.
- Baylor has defeated 6 top-10 teams in the last two seasons entering 2018-19.
- Baylor is 11-21 against AP Top 10 teams since March 2012. BU started the Drew era 1-26 vs. top-10.
- Baylor has won 89% of its games when leading at the half since 2011-12 (135-17).
- BU has recorded double-digit non-conference wins in 11 of the last 12 seasons (all except 2012-13).
- Baylor is 173-80 over the last 7 seasons, averaging 24.4 wins per season since 2012.
- Baylor’s 173 wins since 2011-12 are second-most in the Big 12 behind only Kansas (212).
- Baylor is 264-127 since 2007-08, the first year Drew’s staff had a full allotment of scholarships.
- Baylor has the nation’s 11th-longest active streak with at least one 3-point FG made in 872 straight games.
- Baylor has won 5 tournament titles under Drew, including each of the last 2 seasons (2007 Paradise Jam, 2011 Las Vegas Classic, 2013 NIT, 2016 Battle 4 Atlantis and 2017 Hall of Fame Classic).

A WIN WOULD ...

- Move Drew within 1 victory of becoming the first coach in program history to reach the 300-win mark at BU.
- Extend Baylor’s winning streak in regular-season tournament games to a school-record 13 straight.
- Give Baylor a 19-3 record in regular-season tournaments since 2013-14 and make the Bears 32-11 in regular-season tournaments during the Scott Drew era.
- Make Baylor 39-11 against first-time opponents in the Drew era.
- Improve Baylor to 1-0 all-time against Nicholls State and 50-13 against current Southland Conference teams.
- Improve Baylor to 55-3 in its last 58 non-conference home games dating back to Dec. 12, 2013.
- Make Baylor 29-4 in home games against unranked teams since 2016-17.
- Improve Baylor to 120-15 in non-conference home games in the Drew era, including 94-7 since 2007-08.
- Make Baylor 29-6 in games against non-Big 12 teams since 2016-17.
- Make Baylor 140-30 in November/December games under Drew, including 70-13 in November games.
- Improve Baylor’s record to 71-36 during King McClure’s four-year career.

PROGRAM HIGHLIGHTS

- Drew is in his 15th season at Baylor and is the school’s all-time wins leader (298).
- Baylor is one of nine teams to be nationally ranked in each of the last 11 seasons dating back to 2007-08 – Baylor, Duke, Gonzaga, Kansas, Kentucky, Louisville, Michigan State, Notre Dame and North Carolina.
- Baylor has had a nation-leading four players selected in the NBA Draft since 2010 who weren’t ranked in the ESPN100 out of high school – Quincy Acy, Ekpe Udoh, Pierre Jackson and Taurean Prince.
- Six Baylor players have been selected in the last six NBA Drafts, 10th-most nationally.
- In Drew’s first 15 seasons at Baylor, 38 players have gone on to professional careers.
- Drew (48) is the youngest of 11 coaches to take his current program to four Sweet 16s since 2010.
- The Bears have advanced to postseason play in a school-record seven straight seasons (5 NCAA, 2 NIT).
- BU is 18-3 in regular-season tournaments since 2013-14, including 4-0 in the 2017 Hall of Fame Classic.
- Drew has won 20+ games in nine of the last 11 years – the Bears had 3 seasons of 20+ wins prior to his arrival.

2018-19 BAYLOR BASKETBALL ROSTER

NO.	NAME	POS	HT	WT	CL.-EXP.	HOMETOWN/PREVIOUS SCHOOL
0	Flo Thamba	F	6-10	245	Fr.-HS	Kinshasa, Democratic Republic of Congo/Mountain Mission School [Va.]
1	Darius Allen	G	6-4	205	Jr.-JC	Melbourne, Fla./Chaminade-Madonna Prep (Palm Beach [Fla.] State)
2	Devonte Bando	G	6-3	195	Jr.-JC	Brampton, Ont./Faith Baptist HS (Hutchinson [Kan.] CC)
3	King McClure	G	6-3	215	Sr.-3L	Dallas, Texas/Triple A Academy
4	Mario Kegler	G/F	6-7	230	RSo. [^] -SQ	Jackson, Miss./Oak Hill Academy (Mississippi State)
5	MaCio Teague	G	6-3	190	Jr. [#] -TR	Cincinnati, Ohio/Walnut Hills HS (UNC Asheville)
10	Makai Mason	G	6-1	185	RSr. [^] -TR	Greenfield, Mass./Hotchkiss School (Yale)
11	Mark Vital	G/F	6-5	230	RSo. [^] -1L	Lake Charles, La./Advanced Prep International
12	Jared Butler	G	6-3	185	Fr.-HS	Reserve, La./Riverside Academy
13	Jackson Moffatt	G/F	6-6	210	Fr.-HS	Magnolia, Texas/Magnolia HS
15	Obim Okeke	G	6-0	225	Jr.-SQ	Las Vegas, Nev./Bishop Gorman HS
22	Jake Lindsey	G	6-5	200	Sr.-3L	Houston, Texas/Olympus HS [Utah]
24	Matthew Mayer	G/F	6-9	200	Fr.-HS	Austin, Texas/Westlake HS
25	Tristan Clark	F	6-9	240	So.-1L	San Antonio, Texas/Wagner HS
33	Freddie Gillespie	F	6-8	240	RJr. [^] -SQ	St. Paul, Minn./East Ridge HS (Carleton)
45	Davion Mitchell	G	6-1	200	So. [#] -TR	Hinesville, Ga./Liberty County HS (Auburn)

[^] - sat out 2016-17 as redshirt * - sat out 2017-18 as redshirt # - will sit out 2018-19 to satisfy NCAA transfer rules

COACHING & SUPPORT STAFF

Head Coach: Scott Drew (Butler, 1993), 17th season overall, 16th season at Baylor
Associate Head Coach: Jerome Tang (Charter Oak State, 2007), 16th season
Assistant Coaches: Alvin Brooks III (Idaho State, 2002), 3rd season; John Jakus (Trinity International, 1999), 2nd season
Special Assistant & Director of Player Development: Jared Nuness (Valparaiso, 2001), 9th season
Director of Operations: Bill Peterson (Eckerd, 1979), 2nd season
Associate Director of Operations & Recruiting: Aditya Malhotra (Baylor, 2006), 6th season
Director of Video Operations: Ty Beard (Baylor, 2009), 2nd season

DREW ERA HIGHLIGHTS

- Drew is coaching his 495th game at Baylor (298-196). His .603 winning percentage is best in BU history among coaches with 40+ games, and he’s the program’s all-time wins leader.
- Baylor has a .675 winning percentage (264-127) since Drew’s first year with no scholarship restrictions in 2007-08 and a .684 winning percentage (173-80) over the last 7 seasons since 2011-12.
- In Drew’s 15 seasons as Baylor head coach, BU has been ranked in 211 of 494 games. Prior to Drew, BU was ranked in 2 of 2,197 games over 97 seasons. In 10 seasons since 2008-09, BU has been ranked in 208 of 359 games.
- BU has graduated 91 percent of its scholarship seniors since Drew took over in 2003 (30 of 33).
- In Drew’s first 15 seasons at Baylor, 38 players have gone on to professional careers.

SUCCESS IN TOURNAMENTS

- Baylor is 31-11 in regular-season tournaments during the Scott Drew era.
- The Bears are 18-3 in their six regular-season tournaments since 2013-14, going 3-1, 3-1, 3-1, 4-0, 4-0 and 1-0.
- BU advanced to championship games in the 2007 Paradise Jam (won), 2008 76 Classic (lost), 2011 Las Vegas Classic (won), 2013 Maui Invitational (lost), 2014 Las Vegas Invitational (lost), 2016 Battle 4 Atlantis (won) and 2017 Hall of Fame Classic (won).
- Baylor has won four regular-season tournament titles under Drew – the 2017 Hall of Fame Classic, the 2016 Battle 4 Atlantis, the 2011 Las Vegas Classic and the 2007 Paradise Jam in the U.S. Virgin Islands.

MCCLURE, BUTLER AND CLARK LEAD BEARS OVER PRAIRIE VIEW A&M

- Baylor led wire-to-wire on its way to a 91-80 victory over Prairie View A&M on Nov. 12, but the Bears needed a late run to put the game away after PVAMU cut the Baylor lead to 59-57 with 9:26 to play.
- **Jared Butler** scored 6 straight points, **King McClure** followed with 5 straight and **Tristan Clark** added a dunk to cap a 13-0 run that gave the Bears a 78-61 lead, and BU led by at least 11 points the rest of the way.
- **Butler** had a game-high 22 points, the first 20-point game by a BU true freshman since Isaiah Austin on Feb. 27, 2013, and **McClure** added 21 points and a career-high 8 boards. **Clark** had career-highs with 17 points and 5 blocks.
- **Butler** and **McClure** became Baylor’s first guard duo with 20-plus points in the same game since Curtis Jerrells (25) and Lacey Darius Dunn (23) vs. San Diego State on March 31, 2009.

NEWCOMERS LEAD BEARS PAST SOUTHERN

- Baylor notched its first win of the season with an 80-53 victory over Southern on Nov. 10.
- The Bears had a 31-27 halftime lead, but Southern went on an 8-3 run to take a 35-34 lead with 15:30 left.
- Baylor then ran off 16 consecutive points to spark a game-ending 46-18 run.
- From the time the Bears trailed 35-34, BU’s next 31 points were scored by newcomers – **Devonte Bando** (13), **Jared Butler** (9), **Darius Allen** (5) and **Matthew Mayer** (4).
- **Bando** finished with a game-high 25 points, while **Tristan Clark** had a career-high 17 points in just 22 minutes.

BEARS LOSE 17-POINT LEAD, DROP OPENER IN FINAL MINUTE

- Baylor built a 17-point lead with 14 minutes left, but Texas Southern came from behind to pull out a 72-69 upset in the season opener on Nov. 6. BU led for 36:20 of game time, but TSU took the lead for good with 21 seconds left.
- **King McClure** tied a career-high with 23 points and added 5 assists and 5 rebounds, while **Mark Vital** came up one rebound shy of his first double-double with 10 points and 9 boards.
- BU players were in foul trouble throughout the game, with **Tristan Clark** fouling out in 19 minutes and **Vital**, **Jared Butler** and **Freddie Gillespie** all finishing with 4 fouls in limited action.

IMPRESSIVE NON-CONFERENCE NUMBERS AT HOME

- Baylor is 54-3 in its last 57 non-conference home games dating back to Dec. 12, 2012.
- Baylor is 28-4 in home games against unranked opponents since 2016-17 (losses vs. K-State (2), Miss. St, Texas So.).
- Baylor is 119-15 in non-conference home games in the **Drew era**, including 93-7 since 2007-08.
- Baylor is 28-6 in games against non-Big 12 teams since 2016-17 – losses in the 2017 Sweet 16 vs. South Carolina, at No. 21 Xavier, vs. No. 8 Wichita State, at No. 20 Florida, vs. Mississippi State and vs. Texas So.

PICKED 9TH IN BIG 12 PRESEASON COACHES POLL

- Baylor was picked ninth in the 2019 Big 12 Preseason Coaches Poll.
- BU received 20 points, one point back of Oklahoma in 8th and 10 points ahead of 10th place Oklahoma State.
- Baylor’s 9th-place projection is the lowest the Bears have been picked since 2009-10, when BU was tabbed 10th, won 28 games and tied for second place in the league before advancing to the NCAA Tournament Elite Eight.

SECOND-MOST WINS AMONG BIG 12 TEAMS SINCE 2011-12

- Baylor’s 173-80 record since 2011-12 trails only Kansas (212-50) among Big 12 teams (thru 11/13/18).
- Iowa State (163-81) is 3rd, West Virginia (154-89) is 4th, Kansas State (149-91) is 5th, Oklahoma (143-91) is 6th, Texas (133-107) is 7th, Oklahoma State (131-103) is 8th, TCU (116-121) is 9th and Texas Tech (112-117) is 10th.
- Baylor has averaged 24.4 wins per season over six seasons since 2011-12.



SCOTT DREW
HEAD COACH
15TH SEASON

THE DREW FILE

PERSONAL

Birthdate: Oct. 23, 1970
Birthplace: Kansas City, Mo.
Family: Wife, Kelly; daughter Mackenzie, sons Peyton and Brody

EDUCATION

College: Butler, 1993; Valparaiso, 1994 (Master’s)

COACHING EXPERIENCE

1993-01 Valparaiso (assistant coach)
2001-02 Valparaiso (associate head coach)
2002-03 Valparaiso (head coach)
2003-pres. Baylor (head coach)

THE DREW WORKSHEET

YEAR	SCHOOL	OVERALL	CONF.
2002-03	Valparaiso	20-11	12-2
2003-04	Baylor	8-21	3-13
2004-05	Baylor	9-19	1-15
2005-06†	Baylor	4-13	4-12
2006-07	Baylor	15-16	4-12
2007-08	Baylor ¹	21-11	9-7
2008-09	Baylor ²	24-15	5-11
2009-10	Baylor ¹	28-8	11-5
2010-11	Baylor	18-13	7-9
2011-12	Baylor ¹	30-8	12-6
2012-13*	Baylor ²	23-14	9-9
2013-14	Baylor ¹	26-12	9-9
2014-15	Baylor ¹	24-10	11-7
2015-16	Baylor ¹	22-12	10-8
2016-17	Baylor ¹	27-8	12-6
2017-18	Baylor ²	19-15	8-10
2018-19	Baylor	2-1	0-0
TOTAL	16th season	318-207	125-141
BAYLOR	15th season	298-196	113-139

† Baylor played no non-conference schedule due to NCAA sanctions.
* Two of Baylor’s wins were credited to interim head coach Jerome Tang.
¹ NCAA Tournament Appearances | ² NIT Appearances

DREW VS. 2018-19 OPPONENTS

OPPONENT	CAREER
Alabama	0-1
Arizona	0-0
Iowa State.....	12-12
Kansas	4-22
Kansas State	11-14
New Orleans	0-0
Nicholls State	0-0
Oklahoma	10-22
Oklahoma State.....	16-15
Ole Miss	1-0
Oregon.....	1-1
Prairie View A&M.....	9-0
South Dakota.....	0-0
Southern.....	9-0
Stephen F. Austin	2-1
Texas	15-20
TCU.....	11-2
Texas Southern.....	8-1
Texas Tech.....	17-12
West Virginia	8-7
Wichita State.....	1-1
CAREER W-L TOTAL	318-207

MISCELLANEOUS STATISTICS

Current Streak.....	Won 2
Current Home Streak.....	Won 2
Current Road/Neutral Streak.....	Lost 3
Last Win.....	Nov. 12 vs. PVAMU (91-80)
Last Home Win.....	Nov. 12 vs. PVAMU (91-80)
Last Away Win.....	Feb. 12 at Texas (74-73, 2ot)
Last Loss.....	Nov. 6 vs. Texas Southern (69-72)
Last Home Loss.....	Nov. 6 vs. Texas Southern (69-72)
Last Away Loss.....	March 9 vs. No. 18 WVU (65-78)

2018-19 RECORD BY STARTING LINEUP

McClure (g), Bando (g), Vital (g), Clark (f), Gillespie (f).....	2-0
Butler (g), McClure (g), Allen (g), Vital (f), Clark (f).....	0-1

RECORD WHEN...

	2018-19	DREW
	ALL	B12 ERA
Leading or tied at halftime	2-1	0-0 240-44
Trailing at halftime	0-0	0-0 60-152
Shoot 50 percent or higher	1-0	0-0 144-12
Shoot lower than 50 percent	1-1	0-0 156-184
Shoot higher pct than opponent	2-0	0-0 264-26
Shoot lower percentage than opp	0-1	0-0 36-170
Opp. shoot lower than 50 percent	2-1	0-0 286-104
Opp. shoot 50 percent or higher	0-0	0-0 14-92
Score fewer than 60 points	0-0	0-0 9-49
Score 60-plus points	2-1	0-0 291-147
Score 70-plus points	2-0	0-0 254-63
Score 80-plus points	2-0	0-0 128-11
Score 90-plus points	1-0	0-0 56-3
Score 100-plus points	0-0	0-0 20-0
Opp. score fewer than 50 points	0-0	0-0 29-1
Opp. score fewer than 60 points	1-0	0-0 108-8
Opp. score fewer than 70 points	1-0	0-0 219-50
Opp. score fewer than 80 points	1-1	0-0 282-132
Opp. score 80-plus points	1-0	0-0 18-64
Opp. score 90-plus points	0-0	0-0 3-19
More rebounds than opponent	2-1	0-0 227-72
Equal/fewer rebounds than opp.	0-0	0-0 73-124
40+ rebounds	0-1	0-0 117-29
Fewer than 40 rebounds	2-0	0-0 183-167
Fewer turnovers than opp.	1-1	0-0 148-64
Equal/more turnovers than opp.	1-0	0-0 152-132
Games decided by 5 or fewer pts	0-1	0-0 62-56
OT games	0-0	0-0 18-5
Games as AP ranked team	0-0	0-0 148-63
Games vs. AP ranked opponents	0-0	0-0 38-94
Games following a loss	1-1	0-0 99-92
Games following a win	1-0	0-0 201-104
More points in paint than opp.	2-1	0-0 217-77
Equal/fewer pts in paint than opp.	0-0	0-0 83-119
More points off TO than opp.	1-1	0-0 181-67
Equal/fewer pts off TO than opp.	1-0	0-0 119-129
More bench points than opp.	2-1	0-0 175-95
Equal/fewer bench points than opp.	0-0	0-0 125-101
More 2nd-chance points than opp.	1-1	0-0 168-102
Equal/fewer 2nd-ch. pts than opp.	1-0	0-0 132-94
Playing in November	2-1	0-0 68-13
Playing in December	0-0	0-0 70-17
Playing in January	0-0	0-0 62-61
Playing in February	0-0	0-0 55-65
Playing in March	0-0	0-0 42-39
Playing in April	0-0	0-0 2-1

SEVEN CONSECUTIVE POSTSEASON BERTHS

- Baylor is on a school-record streak of seven consecutive postseason berths, matching the total number of postseason berths in the program's 97 seasons prior to the **Scott Drew** era.
- Baylor is 1 of 16 teams to appear in every postseason since 2012, joining Arizona, BYU, Cincinnati, Duke, Gonzaga, Iowa, Kansas, Kentucky, Michigan State, New Mexico State, North Carolina, Oregon, Saint Mary's, Virginia and Wichita State.
- The Bears earned NCAA Tournament bids in 2012, 2014, 2015, 2016 and 2017 and NIT bids in 2013 and 2018.
- Baylor has made postseason appearances in 10 of 11 seasons since 2008. Prior to that, Baylor's only postseason berths were in 1946 (NCAA), 1948 (NCAA), 1950 (NCAA), 1987 (NIT), 1988 (NCAA), 1990 (NIT) and 2001 (NIT).
- Baylor is 20-9 in postseason national tournaments during the Drew era after going 3-9 prior to Drew's arrival.

PROTECTING HALFTIME LEADS

- Baylor went 15-0 last season when leading at halftime and is 20-1 in its last 21 games when leading at the half.
- Baylor has won 89% of its games (135-17) when leading at the half since 2011-12 (2-1 in 2018-19, 15-0 in 2017-18, 18-3 in 2016-17, 18-2 in 2015-16, 21-7 in 2014-15, 18-2 in 2013-14, 17-1 in 2012-13 and 26-1 in 2011-12).
- BU has won 38% of games in which its been tied or trailing at the half since 2011-12, going 38-63 in those.
- BU has led at halftime in 152 of 253 games over the last eight seasons, and BU is 173-80 since 2011-12.

FOUR NCAA TOURNAMENT APPEARANCES IN LAST FIVE SEASONS

- Baylor has its school-record streak of four consecutive NCAA Tournament appearances snapped in 2018.
- BU is 1 of 29 teams to appear in four NCAA Tournaments since 2014, joining Arizona, Butler, Cincinnati, Dayton, Duke, Gonzaga, Iowa State, Kansas, Kentucky, Michigan, Michigan State, New Mexico State, North Carolina, Oklahoma, Oregon, Providence, Purdue, SFA, Texas, Texas Southern, UCLA, VCU, Villanova, Virginia, West Virginia, Wichita State, Wisconsin and Xavier.

TWENTY WINS VS. RANKED TEAMS IN LAST FOUR SEASONS

- Baylor has gone 20-27 against ranked teams since the start of the 2014-15 season (2-10 last season).
- BU is 38-67 against AP-ranked teams since 2007-08 after going 0-27 in Drew's first four rebuilding seasons.
- Baylor has won multiple games vs. AP Top 25 teams in each of the last 11 seasons. The Bears have defeated at least five ranked teams in four of the last five seasons dating back to 2013-14.

NOVEMBER AND DECEMBER SUCCESS

- Baylor has posted a combined 139-30 record in November and December games during the Drew era, including a 57-8 mark in November and December games since 2013 with six of those eight losses against ranked teams.
- The Bears are 69-13 in November games and 70-17 in December contests.
- BU is 29-5 in November games since 2013, with the only losses to No. 8 Syracuse (2013), vs. Illinois (2014) in Las Vegas, at No. 25 Oregon (2015), at No. 21 Xavier (2017) and vs. Texas Southern (2018).
- BU is 28-3 in December games since 2013, with losses at No. 24 Texas A&M (2015), vs. No. 8 Wichita State (2017) and at No. 22 Texas Tech (2017).

POINT GUARDS THRIVE IN DREW'S SYSTEM

- Seven of Baylor's eight starting point guards during the **Scott Drew** era have earned All-Big 12 recognition.
- Baylor's starting point guard has earned All-Big 12 recognition in 13 of 14 seasons since 2004-05.
- Manu Lecomte (2017, 2018), Lester Medford (2016), Kenny Chery (2014, 2015), Pierre Jackson (2012, 2013), Tweety Carter (2010), Curtis Jerrells (2007, 2008, 2009) and Aaron Bruce (2005, 2006, 2007) have been named All-Big 12.

DOUBLE-DIGIT NON-CONFERENCE WINS FOR 5TH STRAIGHT SEASON

- Baylor has entered Big 12 play with double-digit wins in 5 straight seasons and 11 times in the last 12 years.
- All told, Baylor has gone 134-22 prior to Big 12 play over the last 12 seasons dating back to 2006-07, including a 9-9 record against AP Top 25 teams.
- BU entered Big 12 play 10-2 in 2017-18, 12-0 in 2016-17, 10-2 in 2015-16, 11-1 in 2014-15, 12-1 in 2013-14, 8-4 in 2012-13, 13-0 in 2011-12, 10-3 in 2010-11, 12-1 in 2009-10, 12-2 in 2008-09, 12-2 in 2007-08 and 10-3 in 2006-07.

RANKED IN 11 STRAIGHT SEASONS

- Baylor is one of nine teams to be nationally ranked in each of the last 11 seasons dating back to 2007-08 – Baylor, Duke, Gonzaga, Kansas, Kentucky, Louisville, Michigan State, Notre Dame and North Carolina.
- BU cracked a string of 38 consecutive unranked seasons when it was tabbed No. 25 in 2007-08.
- The Bears reached as high as No. 19 in 2008-09, No. 19 in 2009-10, No. 9 in 2010-11, No. 3 in 2011-12, No. 16 in 2012-13, No. 7 in 2013-14, No. 14 in 2014-15, No. 13 in 2015-16, No. 1 in 2016-17 and No. 16 in 2017-18.

38 PRO PLAYERS IN DREW ERA

- In Scott Drew's 15 years at Baylor, 38 of his players have gone on to professional careers, including all four seniors from last year's squad – Manu Lecomte, Jo Lual-Acuil Jr., Terry Maston and Nuni Omot.
- Five of Drew's players are currently playing in the NBA, and they all graduated from Baylor – Quincy Acy (Nets), Johnathan Motley (Mavericks), Royce O'Neale (Jazz), Taurean Prince (Hawks) and Ekpe Udoh (Jazz).
- A complete list of pro players from the Drew era is on page 155 of the 2018-19 men's basketball media almanac.

2018-19 BAYLOR BASKETBALL GAME NOTES
GRADUATING 91 PERCENT OF SENIORS

- Since **Scott Drew** took over the Baylor Basketball program in 2003, 30 of 33 scholarship players who have played their fourth years under Drew have graduated from Baylor.
- Players recruited by Drew to graduate at Baylor: Tim Bush, Patrick Fields, Aaron Bruce, Mamadou Diene, Delbert Simpson, Curtis Jerrells, Henry Dugat, Kevin Rogers, Tweety Carter, Josh Lomers, Ekpe Udoh, Fred Ellis, Quincy Acy, Anthony Jones, J'mison Morgan, A.J. Walton, Cory Jefferson, Brady Heslip, Gary Franklin, Kenny Chery, Royce O'Neale, Lester Medford, Rico Gathers, Taurean Prince, Al Freeman, Johnathan Motley, Ishmail Wainright, Manu Lecomte, Jo Lual-Acuil Jr. and Nuni Omot.

PLAYER DEVELOPMENT — FROM UNRANKED TO NBA DRAFT PICKS

- Baylor has had a nation-leading four players selected in the NBA Draft since 2010 who weren't ranked in the ESPN100 out of high school.
- The only other schools with three such players were Colorado, Marquette, Missouri, New Mexico and Connecticut.
- Baylor developed **Quincy Acy**, **Ekpe Udoh**, **Pierre Jackson** and **Taurean Prince** into NBA Draft picks after joining the program as unranked recruits.

HISTORY OF DEVELOPMENT WITH REDSHIRTS

- Baylor has a track record of success when players redshirt under Scott Drew. **Ekpe Udoh**, **Johnathan Motley**, **Cory Jefferson**, **Brady Heslip**, **Royce O'Neale**, **Jo Lual-Acuil Jr.** and **Manu Lecomte** have all gone on to professional careers after redshirting.
- **Mark Vital**, **Mario Kegler** and **Freddie Gillespie** have all redshirted while at Baylor.
- **Davion Mitchell** and **MaCio Teague** are both redshirting this season while sitting out to satisfy NCAA transfer rules.

SIX NBA DRAFT PICKS IN LAST SEVEN SEASONS

- Baylor's six NBA Draft picks over the last seven years are the nation's 10th most, trailing only Kentucky, Duke, Syracuse, Kansas, North Carolina, UCLA, Arizona, Louisville and Michigan.
- A program-record three Baylor players were selected in the 2012 NBA Draft — Perry Jones III (28th pick; Oklahoma City Thunder), Quincy Acy (37th pick; Toronto Raptors) and Quincy Miller (38th pick; Denver Nuggets). Pierre Jackson (42nd pick, Philadelphia 76ers; traded to New Orleans Pelicans) was chosen in the 2013 draft, Cory Jefferson (60th pick; San Antonio Spurs; traded to Brooklyn Nets) was selected in 2014 and Taurean Prince (12th pick; Utah Jazz; traded to Atlanta Hawks) was chosen in 2016.

CONSISTENTLY AMONG NATION'S BEST OFFENSES

- Baylor's offense has consistently ranked among the nation's best over the last 11 seasons under Scott Drew.
- The Bears have finished nine of the past 11 seasons among the top 25 nationally in KenPom's adjusted offensive efficiency, joining Duke as the only programs to make that claim.
- BU finished No. 62 in 2017-18, No. 23 in 2016-17, No. 13 in 2015-16, No. 18 in 2014-15, No. 9 in 2013-14, No. 14 in 2012-13, No. 8 in 2011-12, No. 102 in 2010-11, No. 3 in 2009-10, No. 11 in 2008-09 and No. 11 in 2007-08.

BAYLOR BASKETBALL ON THE RADIO

- Baylor basketball is aired live via the Baylor-IMG College Radio Network on ESPN Central Texas and flagship station 1660AM ESPN Radio (KRZI) in Waco and worldwide on Sirius/XM Radio.
- Games are broadcast by the "Voice of the Bears" John Morris and former Baylor basketball standout Pat Nunley.
- Morris is in his 35th year doing Baylor broadcasts, while Nunley is in his 38th season as color analyst.
- Dave Rosselli is in his 2nd season filling in as play-by-play voice when Morris moves to TV for third-tier games.
- All of Baylor's games can be heard live on the Internet at www.BaylorBears.com and via the TuneIn App.

SCOTT DREW COACHING TREE

- Three current Division I head coaches took their first DI head coaching jobs after stints on Scott Drew's BU staff.
- Matthew Driscoll is in his 10th season as head coach at North Florida after six seasons as a Baylor assistant.
- Grant McCasland is in his second season as head coach at North Texas. He spent five years as a Baylor assistant before taking over as Arkansas State head coach for one season in 2016-17.
- Paul Mills is in his second season as head coach at Oral Roberts. He was a member of Drew's original Baylor staff in 2003-04 and spent 14 years with Drew, the final eight as an assistant coach.

UP NEXT

- Baylor wraps up its streak of 4 consecutive home games to start the season by welcoming Nicholls State at 11 a.m. on Friday. The game is I'm Going to College Day, with local elementary school students in attendance.
- Friday's game is televised on Fox Sports Southwest and the Fox Sports App.
- The Bears then play their first away games of the season at the Emerald Coast Classic, Nov. 23-24 in Niceville, Fla. BU faces Ole Miss at 8:30 p.m. CT on Nov. 23 and will face either Cincinnati or George Mason the next day.

GAME 4 — NICHOLLS STATE

DOUBLE-FIGURE GAMES

POINTS	18-19	CAREER
Tristan Clark	3	13
Devonte Bando	3	3
King McClure	2	28
Mark Vital	1	10
Jared Butler	1	1
Matthew Mayer	1	1
Makai Mason	—	35 (35 at Yale)
Mario Kegler	—	16 (16 at Mississippi State)
Freddie Gillespie	—	14 (14 at Carleton)

REBOUNDS	18-19	CAREER
Tristan Clark	—	2
Mark Vital	—	2
Freddie Gillespie	—	9 (9 at Carleton)

DOUBLE-DOUBLES	18-19	CAREER
Tristan Clark	—	2
Freddie Gillespie	—	4 (4 at Carleton)

20+ POINTS	18-19	CAREER
King McClure	2	3
Devonte Bando	1	1
Jared Butler	1	1
Makai Mason	—	9 (9 at Yale)
Freddie Gillespie	—	1 (1 at Carleton)

SPECIALTY STATISTICS

[PP - Points in the paint; POT - Points off turnovers; 2nd - Second chance points; BP - Points off the bench]

[BAYLOR-OPPONENT]				
OPPONENT	PP	POT	2ND	BP
Texas Southern	42-32	20-14	15-11	21-5
Southern	36-24	33-4	14-6	33-16
Prairie View A&M	38-20	17-23	10-12	33-17
BAYLOR TOTAL	116	70	39	87
Baylor Average	38.7	23.3	13.0	29.0
OPP TOTAL	76	41	29	38
Opp Average	25.3	13.7	9.7	12.7

GAME-BY-GAME STARTERS


	1	2	3	4	5
Texas So.	Butler	McClure	Allen	Vital	Clark
Southern	McClure	Bando	Vital	Clark	Gillespie
PVAMU	McClure	Bando	Vital	Clark	Gillespie

GAME TRENDS

	W/L SCORE	TIME LEADING	TIME TRAILING	TIME TIED
Texas So.	L, 69-72	36:20	2:18	1:22
Southern	W, 80-53	35:26	1:28	3:06
PVAMU	W, 91-80	38:41	—	1:19
TOTAL		110:27	3:46	5:47

LARGEST LEADS & DEFICITS

	W/L SCORE	HALFTIME MARGIN	LARGEST LEAD	LARGEST DEFICIT
Texas So.	L, 69-72	+13 (40-27)	+17	-3
Southern	W, 80-53	+3 (31-27)	+29	-2
PVAMU	W, 91-80	+11 (47-36)	+18	—



1 – DARIUS ALLEN

G • 6-4 • 205 • JR. • JC
MELBOURNE, FLA. (PALM BEACH STATE)

SEASON/CAREER HIGHS

Points: – 6 vs. Southern (11/10/18)
FG: – 2 vs. Southern (11/10/18); vs. Prairie View A&M (11/12/18)
FGA: – 7 vs. Southern (11/10/18); vs. Prairie View A&M (11/12/18)
3FG: – 1 vs. Southern (11/10/18); vs. Prairie View A&M (11/12/18)
3FGA: – 6 vs. Southern (11/10/18)
FT: – 1 vs. Southern (11/10/18)
FTA: – 3 vs. Southern (11/10/18)
Rebounds: – 5 vs. Texas Southern (11/6/18)
Assists: – 2 vs. Prairie View A&M (11/12/18)
Turnovers: – 2 vs. Texas Southern (11/6/18)
Blocks: – 2 vs. Southern (11/10/18)
Steals: – 1, three times
Minutes Played: – 26 vs. Texas Southern (11/6/18)

MISCELLANEOUS

	18-19	BU RECORD
Double-Figure Points:	–	–
Double-Figure Rebounds:	–	–
Double-Doubles:	–	–
5+ Assists:	–	–
Led team in Points:	–	–
Led team in Rebounds:	–	–
Led team in Blocks:	1	1-0
Led team in Assists:	–	–

ALLEN NOTEBOOK

- JuCo transfer guard, played previous two seasons at Palm Beach State in Palm Beach Gardens, Fla.
- Started and played 26 minutes in Baylor debut vs. Texas Southern (11/6), had 2 points and 5 rebounds
- Scored in double-figures in 34 in 59 career JuCo games played, including seven games of 20+ points
- Averaged 14.5 points, 4.5 rebounds and 2.0 steals per game as sophomore in 2017-18
- Recorded 4 double-doubles at Palm Beach State, averaging 25.5 points and 10.3 rebounds in those 4 games
- Played high school basketball at Florida Air Academy as junior and at Chaminade-Madonna Prep as senior
- Dunked so hard in a game at Florida Air Academy that lights went out in gym at City of Palms Classic

2018-19 GAME-BY-GAME

OPPONENT	DATE	GS	MIN	FG	3FG	FT	OR-DR-TR	PF	A	T	B	S	PTS
Texas Southern	11/6	*	26	1-5	0-3	0-2	2-3-5	0	1	2	1	1	2
Southern	11/10		19	2-7	1-6	1-3	1-1-2	1	0	0	2	1	6
Prairie View A&M	11/12		16	2-7	1-4	0-0	0-1-1	2	2	1	0	1	5
Nicholls State	11/16												
vs. Ole Miss	11/23												
vs. TBD	11/24												
South Dakota	11/27												
at Wichita State	12/1												
at Arizona	12/15												
Stephen F. Austin	12/18												
Oregon	12/21												
New Orleans	12/29												
at TCU	1/5												
Iowa State	1/8												
Kansas	1/12												
at Oklahoma State	1/14												
Texas Tech	1/19												
at West Virginia	1/21												
Alabama	1/26												
at Oklahoma	1/28												
TCU	2/2												
at Texas	2/6												
Kansas State	2/9												
Oklahoma	2/11												
at Texas Tech	2/16												
at Iowa State	2/19												
West Virginia	2/23												
Texas	2/27												
at Kansas State	3/2												
Oklahoma State	3/6												
at Kansas	3/9												

ALLEN'S CAREER STATS																	
YEAR	GP-GS	MIN-AVG	FG-A	PCT	3FG-A	PCT	FT-A	PCT	OFF-DEF-TOT	AVG	PF-D	A	TO	B	S	TP	AVG
2018-19 (JR.)	3-1	61-20.3	5-19	.263	2-13	.154	1-5	.200	3-5-8	2.7	3-0	3	3	3	3	13	4.3
CAREER	3-1	61-20.3	5-19	.263	2-13	.154	1-5	.200	3-5-8	2.7	3-0	3	3	3	3	13	4.3



2 – DEVONTE BANDO

G • 6-3 • 195 • JR. • JC

BRAMPTON, ONTARIO (HUTCHINSON CC)

SEASON/CAREER HIGHS

Points: – 25 vs. Southern (11/10/18)
FG: – 7 vs. Southern (11/10/18)
FGA: – 12 vs. Southern (11/10/18)
3FG: – 4 vs. Southern (11/10/18)
3FGA: – 8 vs. Southern (11/10/18)
FT: – 7 vs. Southern (11/10/18)
FTA: – 7 vs. Southern (11/10/18)
Rebounds: – 6 vs. Southern (11/10/18)
Assists: – 2, three times
Turnovers: – 2 vs. Texas Southern (11/6/18); vs. PVAMU (11/12/18)
Blocks: –
Steals: – 3 vs. Southern (11/10/18)
Minutes Played: – 37 vs. Prairie View A&M (11/12/18)

MISCELLANEOUS

	18-19	BU RECORD
Double-Figure Points:	3	2-1
Double-Figure Rebounds:	–	–
Double-Doubles:	–	–
20+ Points:	1	1-0
5+ Assists:	–	–
Led team in Points:	1	1-0
Led team in Rebounds:	1	1-0
Led team in Assists:	–	–
Led team in Bench Points:	1	0-1

BANDO NOTEBOOK

- Canadian JuCo transfer guard, played previous two seasons at Hutchinson (Kan.) Community College
- Played 30 minutes off bench in Baylor debut vs. Texas Southern (11/6), posting 10 points, 2 rebounds and 2 assists
- Made first start at Baylor and had game-highs in points (25), rebounds (6), steals (3) and minutes (34) vs. Southern (11/10)
- Scored 1,072 points over 72 games during JuCo career, averaging 14.9 points in 27.1 minutes per game
- Hutchinson went 63-9 in games Bando played
- Scored in double-figures in 60 of 72 games, including 11 games with 20+ points
- Finished JuCo career with streak of 21 consecutive games scoring in double-figures, averaging 19.0 ppg during streak
- Started 35 games as sophomore at Hutch, averaging 16.6 points, 5.8 rebounds and 2.9 assists in 32.1 minutes per game
- Shot .438 from 3-point range in 2017-18, connecting on 64-of-146 attempts
- Helped Hutchinson win 2017 NJCAA Division I national title, scoring team-high 22 points in championship game

2018-19 GAME-BY-GAME

OPPONENT	DATE	GS	MIN	FG	3FG	FT	OR-DR-TR	PF	A	T	B	S	PTS
Texas Southern	11/6		30	4-8	1-2	1-1	0-2-2	1	2	2	0	0	10
Southern	11/10	*	34	7-12	4-8	7-7	1-5-6	0	2	0	0	3	25
Prairie View A&M	11/12	*	37	6-9	2-5	2-2	0-1-1	3	2	2	0	0	16
Nicholls State	11/16												
vs. Ole Miss	11/23												
vs. TBD	11/24												
South Dakota	11/27												
at Wichita State	12/1												
at Arizona	12/15												
Stephen F. Austin	12/18												
Oregon	12/21												
New Orleans	12/29												
at TCU	1/5												
Iowa State	1/8												
Kansas	1/12												
at Oklahoma State	1/14												
Texas Tech	1/19												
at West Virginia	1/21												
Alabama	1/26												
at Oklahoma	1/28												
TCU	2/2												
at Texas	2/6												
Kansas State	2/9												
Oklahoma	2/11												
at Texas Tech	2/16												
at Iowa State	2/19												
West Virginia	2/23												
Texas	2/27												
at Kansas State	3/2												
Oklahoma State	3/6												
at Kansas	3/9												

BANDO'S CAREER STATS

YEAR	GP-GS	MIN-AVG	FG-A	PCT	3FG-A	PCT	FT-A	PCT	OFF-DEF-TOT	AVG	PF-D	A	TO	B	S	TP	AVG
2018-19 (JR.)	3-2	101-33.7	17-29	.586	7-15	.467	10-10	1.000	1-8-9	3.0	4-0	6	4	0	3	51	17.0
CAREER	3-2	101-33.7	17-29	.586	7-15	.467	10-10	1.000	1-8-9	3.0	4-0	6	4	0	3	51	17.0



12 – JARED BUTLER

G • 6-3 • 185 • FR. • HS
RESERVE, LA. (RIVERSIDE ACADEMY)

SEASON/CAREER HIGHS

Points: – 22 vs. Prairie View A&M (11/12/18)
FG: – 7 vs. Prairie View A&M (11/12/18)
FGA: – 10 vs. Prairie View A&M (11/12/18)
3FG: – 3 vs. Prairie View A&M (11/12/18)
3FGA: – 5 vs. Prairie View A&M (11/12/18)
FT: – 5 vs. Prairie View A&M (11/12/18)
FTA: – 6 vs. Prairie View A&M (11/12/18)
Rebounds: – 4 vs. Prairie View A&M (11/12/18)
Assists: – 5 vs. Southern (11/10/18)
Turnovers: – 3 vs. Texas Southern (11/6/18)
Blocks: – 1 vs. Prairie View A&M (11/12/18)
Steals: – 2 vs. Texas Southern (11/6/18)
Minutes Played: – 31 vs. Prairie View A&M (11/12/18)

MISCELLANEOUS

	18-19	BU RECORD
Double-Figure Points:	1	1-0
Double-Figure Rebounds:	–	–
Double-Doubles:	–	–
20+ Points:	1	1-0
5+ Assists:	1	1-0
Led team in Points:	1	1-0
Led team in Rebounds:	–	–
Led team in Assists:	–	–
Led team in Bench Points:	1	1-0

BUTLER NOTEBOOK

- Consensus top-100 national recruit, ranked as high as No. 75 nationally in 2018 recruiting class
- Became first BU freshman point guard to start in collegiate debut since Curtis Jerrells in 2005, logged 21 minutes vs. TXSO (11/6)
- Had 22 points in 31 mins off bench vs. PVAMU (11/12) – first BU true freshman with 20+ pts since Isaiah Austin on 2/27/13
- Originally enrolled at Alabama in summer 2018, but transferred to Baylor in August and received immediate eligibility
- Two-time All-State selection at Riverside, helped team win three state championships, including first as 8th grader in 2014
- Earned first-team All-State honors after averaging 27.4 points, 8.8 rebounds, 8.4 assists and 3.0 steals in 2017-18
- New Orleans Times-Picayune 2017-18 Player of the Year
- From same hometown as former Baylor stars Tweety Carter and Rico Gathers

2018-19 GAME-BY-GAME

OPPONENT	DATE	GS	MIN	FG	3FG	FT	OR-DR-TR	PF	A	T	B	S	PTS
Texas Southern	11/6	*	21	1-6	0-3	0-0	0-0-0	4	1	3	0	2	2
Southern	11/10		20	3-7	2-4	1-2	0-2-2	2	5	0	0	1	9
Prairie View A&M	11/12		31	7-10	3-5	5-6	1-3-4	2	1	1	1	0	22
Nicholls State	11/16												
vs. Ole Miss	11/23												
vs. TBD	11/24												
South Dakota	11/27												
at Wichita State	12/1												
at Arizona	12/15												
Stephen F. Austin	12/18												
Oregon	12/21												
New Orleans	12/29												
at TCU	1/5												
Iowa State	1/8												
Kansas	1/12												
at Oklahoma State	1/14												
Texas Tech	1/19												
at West Virginia	1/21												
Alabama	1/26												
at Oklahoma	1/28												
TCU	2/2												
at Texas	2/6												
Kansas State	2/9												
Oklahoma	2/11												
at Texas Tech	2/16												
at Iowa State	2/19												
West Virginia	2/23												
Texas	2/27												
at Kansas State	3/2												
Oklahoma State	3/6												
at Kansas	3/9												

BUTLER'S CAREER STATS																	
YEAR	GP-GS	MIN-AVG	FG-A	PCT	3FG-A	PCT	FT-A	PCT	OFF-DEF-TOT	AVG	PF-D	A	TO	B	S	TP	AVG
2018-19 (FR.)	3-1	72-24.0	11-23	.478	5-12	.417	6-8	.750	1-5-6	2.0	8-0	7	4	1	3	33	11.0
CAREER	3-1	72-24.0	11-23	.478	5-12	.417	6-8	.750	1-5-6	2.0	8-0	7	4	1	3	33	11.0



25 — TRISTAN CLARK

F • 6-9 • 240 • SO. • 1L

SAN ANTONIO, TEXAS (WAGNER HS)

SEASON HIGHS

Points: — 17 vs. Southern (11/10/18); vs. Prairie View A&M (11/12/18)
 FG: — 8 vs. Southern (11/10/18)
 FGA: — 9 vs. Southern (11/10/18)
 3FG: — 1 vs. Texas Southern (11/6/18)
 3FGA: — 1 vs. Texas Southern (11/6/18)
 FT: — 7 vs. Prairie View A&M (11/12/18)
 FTA: — 9 vs. Prairie View A&M (11/12/18)
 Rebounds: — 7 vs. Prairie View A&M (11/12/18)
 Assists: — 4 vs. Prairie View A&M (11/12/18)
 Turnovers: — 2 vs. Prairie View A&M (11/12/18)
 Blocks: — 5 vs. Prairie View A&M (11/12/18)
 Steals: — 1 vs. Prairie View A&M (11/12/18)
 Minutes Played: — 27 vs. Prairie View A&M (11/12/18)

CAREER HIGHS

Points: — 17 vs. Southern (11/10/18); vs. Prairie View A&M (11/12/18)
 FG: — 8 vs. Southern (11/10/18)
 FGA: — 13 at Iowa State (1/13/18)
 3FG: — 1, three times
 3FGA: — 2 at Iowa State (1/13/18)
 FT: — 7 vs. Prairie View A&M (11/12/18)
 FTA: — 9 vs. Prairie View A&M (11/12/18)
 Rebounds: — 15 at Iowa State (1/13/18)
 Assists: — 4 at TCU (2/24/18); vs. Prairie View A&M (11/12/18)
 Turnovers: — 3, three times
 Blocks: — 5 vs. Prairie View A&M (11/12/18)
 Steals: — 2, four times
 Minutes Played: — 33, three times

MISCELLANEOUS

	18-19	CAREER	BU RECORD
Double-Figure Points:	3	13	8-5
Double-Figure Rebounds:	—	2	1-1
Double-Doubles:	—	2	1-1
2+ Blocks:	3	12	8-4
Led team in Points:	—	1	0-1
Led team in Rebounds:	1	7	3-4
Led team in Blocks:	3	10	5-5
Led team in Assists:	1	3	2-1

CLARK NOTEBOOK

- Strong, skilled sophomore power forward; consensus four-star recruit out of San Antonio’s Wagner High School
- Notched career-highs in points (17), blocks (5) and assists (4) in 27 minutes of win vs. Prairie View A&M (11/12/18)
- Scored career-high 17 points in just 22 minutes vs. Southern (11/10/18)
- Current .638 career FG% (111-of-174) would rank 2nd in program history if he met the 200 FGM minimum (Josh Lomers .663)
- Led team with .608 field goal percentage, 2nd-best by a freshman in program history (Quincy Acy .655)
- 30 starts last season were 3rd-most by a true freshman in program history (Quincy Miller 36 in 2012, Isaiah Austin 35 in 2013)
- Posted then-career-highs of 16 points, 15 rebounds and 3 blocks in 28 minutes at Iowa State (1/13/18) – first 15-15 game by a Baylor freshman since Isaiah Austin went for 19 points and 20 rebounds against Oklahoma on Jan. 30, 2013.
- Scored in double-figures 10 times during freshman season, including pair of double-doubles
- Named 2017 6A Player of the Year by Texas Association of Basketball Coaches
- Ranked No. 8 recruit in Texas and No. 106 overall in 2017 class by 247Sports composite rankings
- Played all 39 games as senior, averaging 17.5 points, 10.1 rebounds, 2.8 assists and 2.1 blocks per game

2018-19 GAME-BY-GAME

OPPONENT	DATE	GS	MIN	FG	3FG	FT	OR-DR-TR	PF	A	T	B	S	PTS
Texas Southern	11/6	*	19	5-7	1-1	0-0	2-1-3	5	0	1	2	0	11
Southern	11/10	*	22	8-9	0-0	1-1	4-2-6	4	1	1	2	0	17
Prairie View A&M	11/12	*	27	5-5	0-0	7-9	2-5-7	3	4	2	5	1	17
Nicholls State	11/16												
vs. Ole Miss	11/23												
vs. TBD	11/24												
South Dakota	11/27												
at Wichita State	12/1												
at Arizona	12/15												
Stephen F. Austin	12/18												
Oregon	12/21												
New Orleans	12/29												
at TCU	1/5												
Iowa State	1/8												
Kansas	1/12												
at Oklahoma State	1/14												
Texas Tech	1/19												
at West Virginia	1/21												
Alabama	1/26												
at Oklahoma	1/28												
TCU	2/2												
at Texas	2/6												
Kansas State	2/9												
Oklahoma	2/11												
at Texas Tech	2/16												
at Iowa State	2/19												
West Virginia	2/23												
Texas	2/27												
at Kansas State	3/2												
Oklahoma State	3/6												
at Kansas	3/9												

CLARK’S CAREER STATS

YEAR	GP-GS	MIN-AVG	FG-A	PCT	3FG-A	PCT	FT-A	PCT	OFF-DEF-TOT	AVG	PF-D	A	TO	B	S	TP	AVG
2017-18 (FR.)	33-30	657-19.9	93-153	.608	2-7	.286	36-55	.655	47-101-148	4.5	80-3	25	38	29	18	224	6.8
2018-19 (SO.)	3-3	68-22.7	18-21	.857	1-1	1.000	8-10	.800	8-8-16	5.3	12-1	5	4	9	1	45	15.0
CAREER	36-33	725-20.1	111-174	.638	3-8	.375	44-65	.677	55-109-164	4.6	92-4	30	42	38	19	269	7.5



33 — FREDDIE GILLESPIE

F • 6-8 • 240 • RJR. • SO
ST. PAUL, MINN. (CARLETON)

SEASON/CAREER HIGHS

Points: — 7 vs. Texas Southern (11/6/18)
 FG: — 3 vs. Texas Southern (11/6/18)
 FGA: — 4 vs. Texas Southern (11/6/18)
 3FG: —
 3FGA: —
 FT: — 1 vs. Texas Southern (11/6/18)
 FTA: — 3 vs. Texas Southern (11/6/18)
 Rebounds: — 7 vs. Texas Southern (11/6/18)
 Assists: — 1 vs. Prairie View A&M (11/12/18)
 Turnovers: — 2 vs. Prairie View A&M (11/12/18)
 Blocks: — 2 vs. Prairie View A&M (11/12/18)
 Steals: —
 Minutes Played: — 22 vs. Southern (11/10/18)

MISCELLANEOUS

	18-19	BU RECORD
Double-Figure Points:	—	—
Double-Figure Rebounds:	—	—
Double-Doubles:	—	—
2+ Blocks:	1	1-0
Led team in Points:	—	—
Led team in Rebounds:	1	1-0
Led team in Blocks:	—	—
Led team in Assists:	—	—

GILLESPIE NOTEBOOK

- Former walk-on forward, sat out 2017-18 after transferring from Division III Carleton College in Northfield, Minn.
- Made first start at Baylor and had 6 rebounds in 22 minutes vs. Southern (11/10)
- Made Baylor debut with 7 points and 7 rebounds in 18 minutes off bench vs. Texas Southern (11/6)
- Awarded scholarship prior to 2018-19 season
- Played only 16 minutes during 2015-16 freshman season at Carleton, totaling 4 points, 7 rebounds and 2 blocks
- Developed into 2nd-team All-MIAC and All-MIAC Defensive Team selection as sophomore in 2016-17
- Averaged 10.0 points, 8.3 rebounds and 23.6 blocks in 22.8 minutes per game during sophomore season
- First played organized basketball in eighth grade and missed parts of three high school seasons with injuries
- AP distinction scholar and summa cum laude graduate at East Ridge High School in Woodbury, Minn.

2018-19 GAME-BY-GAME

OPPONENT	DATE	GS	MIN	FG	3FG	FT	OR-DR-TR	PF	A	T	B	S	PTS
Texas Southern	11/6		18	3-4	0-0	1-3	5-2-7	4	0	1	0	0	7
Southern	11/10	*	22	0-1	0-0	0-0	4-2-6	4	0	0	0	0	0
Prairie View A&M	11/12	*	16	0-1	0-0	0-0	0-2-2	2	1	2	2	0	0
Nicholls State	11/16												
vs. Ole Miss	11/23												
vs. TBD	11/24												
South Dakota	11/27												
at Wichita State	12/1												
at Arizona	12/15												
Stephen F. Austin	12/18												
Oregon	12/21												
New Orleans	12/29												
at TCU	1/5												
Iowa State	1/8												
Kansas	1/12												
at Oklahoma State	1/14												
Texas Tech	1/19												
at West Virginia	1/21												
Alabama	1/26												
at Oklahoma	1/28												
TCU	2/2												
at Texas	2/6												
Kansas State	2/9												
Oklahoma	2/11												
at Texas Tech	2/16												
at Iowa State	2/19												
West Virginia	2/23												
Texas	2/27												
at Kansas State	3/2												
Oklahoma State	3/6												
at Kansas	3/9												

GILLESPIE'S CARLETON STATS

YEAR	GP-GS	MIN-AVG	FG-A	PCT	3FG-A	PCT	FT-A	PCT	OFF-DEF-TOT	AVG	PF-D	A	TO	B	S	TP	AVG
2015-16 (FR.)	4-0	16-4.0	1-2	.500	0-0	.000	2-8	.250	0-7-7	1.8	2-0	1	0	2	1	4	1.0
2016-17 (SO.)	27-23	616-22.8	117-220	.532	0-0	.000	35-60	.583	72-152-224	8.3	75-3	22	37	69	15	269	10.0
CAREER	31-23	632-20.4	118-222	.532	0-0	.000	37-68	.544	72-159-231	7.5	77-3	23	37	71	16	273	8.8

GILLESPIE'S BAYLOR STATS

YEAR	GP-GS	MIN-AVG	FG-A	PCT	3FG-A	PCT	FT-A	PCT	OFF-DEF-TOT	AVG	PF-D	A	TO	B	S	TP	AVG
2018-19 (RJR.)	3-2	56-18.7	3-6	.500	0-0	.000	1-3	.333	9-6-15	5.0	10-0	1	3	2	0	7	2.3
BU CAREER	3-2	56-18.7	3-6	.500	0-0	.000	1-3	.333	9-6-15	5.0	10-0	1	3	2	0	7	2.3
NCAA CAREER	34-25	688-20.2	121-228	.531	0-0	.000	38-71	.535	81-165-246	7.2	87-3	24	40	73	16	280	8.2



4 — MARIO KEGLER

G/F • 6-7 • 230 • RSO. • SO
JACKSON, MISS. (MISSISSIPPI STATE)

SEASON HIGHS

Points: —
 FG: —
 FGA: —
 3FG: —
 3FGA: —
 FT: —
 FTA: —
 Rebounds: —
 Assists: —
 Turnovers: —
 Blocks: —
 Steals: —
 Minutes Played: —

CAREER HIGHS

Points: — 17 vs. Tennessee (2/4/17)
 FG: — 7 vs. South Carolina (2/11/17)
 FGA: — 13 vs. Georgia State (12/4/16)
 3FG: — 4 vs. Georgia State (12/4/16); vs. Tennessee (2/4/17)
 3FGA: — 8 vs. Georgia State (12/4/16)
 FT: — 5 at LSU (1/7/17); vs. Missouri (1/25/17)
 FTA: — 7 vs. Missouri (1/25/17)
 Rebounds: — 9 vs. Lehigh (1/25/16); vs. Tennessee (2/4/17)
 Assists: — 5 at Arkansas (1/10/17)
 Turnovers: — 5 at South Carolina (2/28/17)
 Blocks: — 1, eight times
 Steals: — 2, six times
 Minutes Played: — 35 vs. East Tennessee State (12/14/16)

MISCELLANEOUS

	18-19	BU RECORD
Double-Figure Points:	—	—
Double-Figure Rebounds:	—	—
Double-Doubles:	—	—
2+ Blocks:	—	—
Led team in Points:	—	—
Led team in Rebounds:	—	—
Led team in Blocks:	—	—
Led team in Assists:	—	—

KEGLER NOTEBOOK

- Long, athletic wing, sat out 2017-18 season after transferring following freshman year Mississippi State
- Started 31 games as true freshman at Mississippi State in 2016-17, averaging 9.7 points and 5.5 rebounds in 28.2 minutes
- Started all 18 games in SEC play, averaging 10.8 points, 5.6 rebounds and 1.6 assists in 29.2 minutes per game
- Scored in double-figures in 16 of 32 games at MSU, including career-highs of 17 points and 9 boards at Tennessee (2/4/17)
- Sank multiple 3-pointers in 13 games, including 5-game stretch when he went a combined 13-of-22 from downtown
- Ranked No. 47 recruit nationally in 2016 ESPN100 and No. 52 overall in 247Sports composite rankings

2018-19 GAME-BY-GAME

OPPONENT	DATE	GS	MIN	FG	3FG	FT	OR-DR-TR	PF	A	T	B	S	PTS
Texas Southern	11/6			DNP									
Southern	11/10			DNP									
Prairie View A&M	11/12			DNP									
Nicholls State	11/16												
vs. Ole Miss	11/23												
vs. TBD	11/24												
South Dakota	11/27												
at Wichita State	12/1												
at Arizona	12/15												
Stephen F. Austin	12/18												
Oregon	12/21												
New Orleans	12/29												
at TCU	1/5												
Iowa State	1/8												
Kansas	1/12												
at Oklahoma State	1/14												
Texas Tech	1/19												
at West Virginia	1/21												
Alabama	1/26												
at Oklahoma	1/28												
TCU	2/2												
at Texas	2/6												
Kansas State	2/9												
Oklahoma	2/11												
at Texas Tech	2/16												
at Iowa State	2/19												
West Virginia	2/23												
Texas	2/27												
at Kansas State	3/2												
Oklahoma State	3/6												
at Kansas	3/9												

KEGLER'S MISSISSIPPI STATE STATS

YEAR	GP-GS	MIN-AVG	FG-A	PCT	3FG-A	PCT	FT-A	PCT	OFF-DEF-TOT	AVG	PF-D	A	TO	B	S	TP	AVG
2016-17 (FR.)	32-31	901-28.2	106-252	.421	40-116	.345	58-88	.659	37-138-175	5.5	78-2	37	60	8	22	310	9.7
CAREER	32-31	901-28.2	106-252	.421	40-116	.345	58-88	.659	37-138-175	5.5	78-2	37	60	8	22	310	9.7

KEGLER'S BAYLOR STATS

YEAR	GP-GS	MIN-AVG	FG-A	PCT	3FG-A	PCT	FT-A	PCT	OFF-DEF-TOT	AVG	PF-D	A	TO	B	S	TP	AVG
2018-19 (RSO.)																	
BU CAREER																	
NCAA CAREER																	



10 – MAKAI MASON

G • 6-1 • 185 • RSR • TR
GREENFIELD, MASS. (YALE)

SEASON HIGHS

Points: –
FG: –
FGA: –
3FG: –
3FGA: –
FT: –
FTA: –
Rebounds: –
Assists: –
Turnovers: –
Blocks: –
Steals: –
Minutes Played: –

CAREER HIGHS

Points: – 31 vs. Baylor (3/19/16)
FG: – 9, three times
FGA: – 18, four times
3FG: – 5 vs. Princeton (1/30/16)
3FGA: – 9 at Dartmouth (2/12/16)
FT: – 11 vs. Baylor (3/19/16)
FTA: – 11 vs. Baylor (3/19/16); at SMU (11/22/15)
Rebounds: – 6 vs. Baylor (3/19/16)
Assists: – 8 at Duke (11/25/15)
Turnovers: – 6 at Princeton (2/19/16); vs. Vermont (12/5/15)
Blocks: – 1, four times
Steals: – 3, three times
Minutes Played: – 40 vs. Duke (3/19/16); vs. Dartmouth (2/27/16)

MISCELLANEOUS

	18-19	BU RECORD
Double-Figure Points:	–	–
Double-Figure Rebounds:	–	–
Double-Doubles:	–	–
2+ Blocks:	–	–
Led team in Points:	–	–
Led team in Rebounds:	–	–
Led team in Blocks:	–	–
Led team in Assists:	–	–

MASON NOTEBOOK

- First graduate transfer in program history, joined Bears after graduating from Yale in May 2018 with political science degree
- Committed to Baylor in summer 2017, prior to fourth and final season at Yale
- Played 61 games over first two seasons at Yale, but limited to just 1 game over final two seasons by injuries
- Helped Bulldogs to 45-17 record in 62 career games played, including 24-5 in Ivy League
- Scored in double-figures in 35 of 62 career games, including 9 games of 20+ points
- Three-time Ivy League Player of the Week and 2016 first-team All-Ivy selection
- Started all 30 games and averaged 16.0 points and 3.8 assists in 32.7 minutes per game as sophomore in 2015-16
- Scored career-high 31 points and went perfect 11-of-11 at foul line in 2016 NCAA Tournament first round win over Baylor

2018-19 GAME-BY-GAME


OPPONENT	DATE	GS	MIN	FG	3FG	FT	OR-DR-TR	PF	A	T	B	S	PTS
Texas Southern	11/6			DNP									
Southern	11/10			DNP									
Prairie View A&M	11/12			DNP									
Nicholls State	11/16												
vs. Ole Miss	11/23												
vs. TBD	11/24												
South Dakota	11/27												
at Wichita State	12/1												
at Arizona	12/15												
Stephen F. Austin	12/18												
Oregon	12/21												
New Orleans	12/29												
at TCU	1/5												
Iowa State	1/8												
Kansas	1/12												
at Oklahoma State	1/14												
Texas Tech	1/19												
at West Virginia	1/21												
Alabama	1/26												
at Oklahoma	1/28												
TCU	2/2												
at Texas	2/6												
Kansas State	2/9												
Oklahoma	2/11												
at Texas Tech	2/16												
at Iowa State	2/19												
West Virginia	2/23												
Texas	2/27												
at Kansas State	3/2												
Oklahoma State	3/6												
at Kansas	3/9												

MASON'S YALE STATS

YEAR	GP-GS	MIN-AVG	FG-A	PCT	3FG-A	PCT	FT-A	PCT	OFF-DEF-TOT	AVG	PF-D	A	TO	B	S	TP	AVG
2014-15 (FR.)	31-0	595-19.2	63-139	.453	17-48	.354	48-66	.727	14-55-69	2.2	52-0	49	33	2	20	191	6.2
2015-16 (SO.)	30-30	980-32.7	161-377	.427	55-154	.357	104-129	.806	15-68-83	2.8	55-0	115	91	2	25	481	16.0
2016-17 (JR.)		-redshirt-															
2017-18 (RJR.)	1-0	21-21.0	2-6	.333	2-3	.667	2-5	.400	0-0-0	0.0	0-0	1	1	0	0	8	8.0
CAREER	62-30	1596-25.7	226-522	.433	74-205	.361	154-200	.770	29-123-152	2.5	107-0	165	125	4	45	680	11.0

MASON'S BAYLOR STATS

YEAR	GP-GS	MIN-AVG	FG-A	PCT	3FG-A	PCT	FT-A	PCT	OFF-DEF-TOT	AVG	PF-D	A	TO	B	S	TP	AVG
2018-19 (RSR.)																	
BU CAREER																	
NCAA CAREER																	



24 – MATTHEW MAYER

G/F • 6-9 • 200 • FR. • HS

AUSTIN, TEXAS (WESTLAKE HS)

SEASON/CAREER HIGHS

Points: – 12 vs. Southern (11/10/18)
 FG: – 3 vs. Southern (11/10/18)
 FGA: – 9 vs. Southern (11/10/18)
 3FG: – 1 vs. Southern (11/10/18)
 3FGA: – 4 vs. Southern (11/10/18)
 FT: – 5 vs. Southern (11/10/18)
 FTA: – 6 vs. Southern (11/10/18)
 Rebounds: – 6 vs. Texas Southern (11/6/18)
 Assists: – 2 vs. Southern (11/10/18)
 Turnovers: – 2 vs. Texas Southern (11/6/18)
 Blocks: – 1 vs. Prairie View A&M (11/12/18)
 Steals: – 1 vs. Southern (11/10/18)
 Minutes Played: – 16 vs. Southern (11/10/18)

MISCELLANEOUS

	18-19	BU RECORD
Double-Figure Points:	1	1-0
Double-Figure Rebounds:	–	–
Double-Doubles:	–	–
5+ Assists:	–	–
Led team in Points:	–	–
Led team in Rebounds:	–	–
Led team in Blocks:	–	–
Led team in Assists:	–	–
Led team in Bench Points:	1	1-0

MAYER NOTEBOOK

- Freshman wing with length and ability to create his own shot off the dribble
- Came off bench for 12 points, 2 rebounds and 2 assists in 16 minutes vs. Southern (11/10)
- Had 6 rebounds (5 offensive) in just 11 minutes off bench in collegiate debut vs. Texas Southern (11/6)
- Four-star recruit from Austin's Westlake High School, ranked among top-100 recruits nationally in 2018 class
- Helped Westlake to 36-4 record as senior in 2017-18, playing alongside Xavier's Keonte Kennedy and Texas' Brock Cunningham
- Scored 15 points during a 12-minute scrimmage period at Vanderbilt in October
- Committed to Baylor in June 2017, more than a year prior to enrolling at BU

2018-19 GAME-BY-GAME

OPPONENT	DATE	GS	MIN	FG	3FG	FT	OR-DR-TR	PF	A	T	B	S	PTS
Texas Southern	11/6		11	0-8	0-2	0-1	5-1-6	0	0	2	0	0	0
Southern	11/10		16	3-9	1-4	5-6	0-2-2	2	2	0	0	1	12
Prairie View A&M	11/12		9	2-4	0-0	0-0	0-2-2	2	1	0	1	0	4
Nicholls State	11/16												
vs. Ole Miss	11/23												
vs. TBD	11/24												
South Dakota	11/27												
at Wichita State	12/1												
at Arizona	12/15												
Stephen F. Austin	12/18												
Oregon	12/21												
New Orleans	12/29												
at TCU	1/5												
Iowa State	1/8												
Kansas	1/12												
at Oklahoma State	1/14												
Texas Tech	1/19												
at West Virginia	1/21												
Alabama	1/26												
at Oklahoma	1/28												
TCU	2/2												
at Texas	2/6												
Kansas State	2/9												
Oklahoma	2/11												
at Texas Tech	2/16												
at Iowa State	2/19												
West Virginia	2/23												
Texas	2/27												
at Kansas State	3/2												
Oklahoma State	3/6												
at Kansas	3/9												

MAYER'S CAREER STATS																	
YEAR	GP-GS	MIN-AVG	FG-A	PCT	3FG-A	PCT	FT-A	PCT	OFF-DEF-TOT	AVG	PF-D	A	TO	B	S	TP	AVG
2018-19 (FR.)	3-0	36-12.0	5-21	.238	1-6	.167	5-7	.714	5-5-10	3.3	4-0	3	2	1	1	16	5.3
CAREER	3-0	36-12.0	5-21	.238	1-6	.167	5-7	.714	5-5-10	3.3	4-0	3	2	1	1	16	5.3



3 — KING MCCLURE

G • 6-3 • 215 • SR. • 3L
DALLAS, TEXAS (TRIPLE A ACADEMY)

SEASON HIGHS

Points: — 23 vs. Texas Southern (11/6/18)
FG: — 10 vs. Texas Southern (11/6/18)
FGA: — 18 vs. Texas Southern (11/6/18)
3FG: — 5 vs. Prairie View A&M (11/12/18)
3FGA: — 8 vs. Prairie View A&M (11/12/18)
FT: —
FTA: — 1 vs. Texas Southern (11/6/18)
Rebounds: — 8 vs. Prairie View A&M (11/12/18)
Assists: — 7 vs. Southern (11/10/18)
Turnovers: — 5 vs. Prairie View A&M (11/12/18)
Blocks: — 1 vs. Texas Southern (11/6/18); vs. PVAMU (11/12/18)
Steals: — 1, three times
Minutes Played: — 36 vs. Texas Southern (11/6/18)

CAREER HIGHS

Points: — 23 vs. Randall (12/9/17); vs. Texas Southern (11/6/18)
FG: — 10 vs. Texas Southern (11/6/18)
FGA: — 18 vs. Texas Southern (11/6/18)
3FG: — 5 vs. USC (3/19/17); vs. PVAMU (11/12/18)
3FGA: — 12 vs. Randall (12/9/17)
FT: — 7 vs. Texas Tech (2/17/18)
FTA: — 8 vs. Texas Tech (2/17/18)
Rebounds: — 8 vs. Prairie View A&M (11/12/18)
Assists: — 7 vs. Southern (11/10/18)
Turnovers: — 5 vs. West Virginia (3/9/18); vs. PVAMU (11/12/18)
Blocks: — 1, nine times
Steals: — 5 vs. Savannah State (11/23/15)
Minutes Played: — 36 vs. Texas Southern (11/6/18)

MISCELLANEOUS

	18-19	CAREER	BU RECORD
Double-Figure Points:	2	28	19-9
Double-Figure Assists:	—	—	—
Double-Doubles:	—	—	—
20+ Points:	2	3	2-1
5+ Assists:	2	5	3-2
Led team in Points:	1	6	3-3
Led team in Rebounds:	1	1	1-0
Led team in Assists:	2	3	1-2
Led team in Bench Points:	—	12	7-5

MCCLURE NOTEBOOK

- Strong, physical senior guard, has played as shooting guard in 100 career games at Baylor (34 starts)
- Switched from No. 22 to No. 3 prior to senior season to honor teammate Jake Lindsey, who will miss 2018-19 season
- Has scored 20+ points in 2 of 3 games this season after doing so in 1 of 100 games over first 3 seasons at Baylor
- Posted 21 points and career-high 8 rebounds in 30 minutes vs. PVAMU (11/12/18)
- Set career highs in points (23), field goals made (10) and attempted (18) and minutes (36) in season opener vs. TXSO (11/6/18)
- Told basketball career was over due to heart condition in June 2015; had procedure and was cleared to resume in September 2015
- Scored in double-figures 13 times last season, has 28 career games of 10+ points, including 3 games with 20-plus points
- Recorded career-bests of 23 points and 6 assists in 32 minutes vs. Randall (12/9/17)
- Posted then-career-highs of 19 points and 32 minutes in Hall of Fame Classic title game win vs. Creighton (11/21/17)
- Sparked comeback vs. Louisville (11/25/16) in Battle 4 Atlantis championship with 15 2nd-half points; played final 15 minutes
- Consensus top-100 recruit in 2015 class, ranked No. 54 nationally by 247Sports.com
- Three-time All-State selection, averaged at least 21 ppg in all four years of high school

2018-19 GAME-BY-GAME

OPPONENT	DATE	GS	MIN	FG	3FG	FT	OR-DR-TR	PF	A	T	B	S	PTS
Texas Southern	11/6	*	36	10-18	3-5	0-1	0-5-5	3	5	2	1	1	23
Southern	11/10	*	25	1-6	0-2	0-0	0-3-3	3	7	4	0	1	2
Prairie View A&M	11/12	*	30	8-11	5-8	0-0	1-7-8	2	2	5	1	1	21
Nicholls State	11/16												
vs. Ole Miss	11/23												
vs. TBD	11/24												
South Dakota	11/27												
at Wichita State	12/1												
at Arizona	12/15												
Stephen F. Austin	12/18												
Oregon	12/21												
New Orleans	12/29												
at TCU	1/5												
Iowa State	1/8												
Kansas	1/12												
at Oklahoma State	1/14												
Texas Tech	1/19												
at West Virginia	1/21												
Alabama	1/26												
at Oklahoma	1/28												
TCU	2/2												
at Texas	2/6												
Kansas State	2/9												
Oklahoma	2/11												
at Texas Tech	2/16												
at Iowa State	2/19												
West Virginia	2/23												
Texas	2/27												
at Kansas State	3/2												
Oklahoma State	3/6												
at Kansas	3/9												

MCCLURE'S CAREER STATS

YEAR	GP-GS	MIN-AVG	FG-A	PCT	3FG-A	PCT	FT-A	PCT	OFF-DEF-TOT	AVG	PF-D	A	TO	B	S	TP	AVG
2015-16 (FR.)	34-0	444-13.1	52-116	.448	29-77	.377	18-27	.667	8-31-39	1.1	47-0	22	14	4	30	151	4.4
2016-17 (SO.)	32-13	459-14.3	54-122	.443	28-77	.364	24-32	.750	9-31-40	1.3	41-0	26	25	2	14	160	5.0
2017-18 (JR.)	34-21	814-23.9	93-237	.392	42-120	.350	49-64	.766	16-68-84	2.5	79-0	57	53	1	31	277	8.1
2018-19 (SR.)	3-3	91-30.3	19-35	.543	8-15	.533	0-1	.000	1-15-16	5.3	8-0	14	11	2	3	46	15.3
CAREER	103-37	1808-17.6	218-510	.427	107-289	.370	91-124	.734	34-145-179	1.7	175-0	119	103	9	78	634	6.2



0 — FLO THAMBA

F • 6-10 • 245 • FR. • HS
KINSHASA, CONGO (MOUNTAIN MISSION SCHOOL)

SEASON/CAREER HIGHS

Points: — 6 vs. Southern (11/10/18)
FG: — 3 vs. Southern (11/10/18)
FGA: — 3 vs. Texas Southern (11/6/18); vs. Southern (11/10/18)
3FG: —
3FGA: —
FT: —
FTA: — 1 vs. Texas Southern (11/6/18)
Rebounds: — 5 vs. Southern (11/10/18)
Assists: —
Turnovers: — 1 vs. Texas Southern (11/6/18); vs. Southern (11/10/18)
Blocks: — 1 vs. Texas Southern (11/6/18); vs. Southern (11/10/18)
Steals: —
Minutes Played: — 13 vs. Southern (11/10/18)

MISCELLANEOUS

	18-19	BU RECORD
Double-Figure Points:	—	—
Double-Figure Rebounds:	—	—
Double-Doubles:	—	—
2+ Blocks:	—	—
Led team in Points:	—	—
Led team in Rebounds:	—	—
Led team in Blocks:	—	—
Led team in Assists:	—	—

THAMBA NOTEBOOK

- Freshman big man with 7-foot-5 wingspan, originally from Kinshasa, Democratic Republic of the Congo
- Posted 6 points, 5 rebounds and 1 block in 13 minutes off bench vs. Southern (11/10)
- Had 4 points, 3 rebounds and 1 block in 9 minutes off bench in collegiate debut vs. Texas Southern (11/6)
- Grew up in South Africa, emigrated to United States in 2014
- Late addition to 2018 signing class, ranked No. 243 overall and No. 34 center by 247Sports
- Averaged 14.0 points, 10.0 rebounds and 1.5 blocks per game as senior at Mountain Mission School in Grundy, Va.

2018-19 GAME-BY-GAME

OPPONENT	DATE	GS	MIN	FG	3FG	FT	OR-DR-TR	PF	A	T	B	S	PTS
Texas Southern	11/6		9	2-3	0-0	0-1	2-1-3	0	0	1	1	0	4
Southern	11/10		13	3-3	0-0	0-0	2-3-5	1	0	1	1	0	6
Prairie View A&M	11/12		4	1-1	0-0	0-0	0-0-0	2	0	0	0	0	2
Nicholls State	11/16												
vs. Ole Miss	11/23												
vs. TBD	11/24												
South Dakota	11/27												
at Wichita State	12/1												
at Arizona	12/15												
Stephen F. Austin	12/18												
Oregon	12/21												
New Orleans	12/29												
at TCU	1/5												
Iowa State	1/8												
Kansas	1/12												
at Oklahoma State	1/14												
Texas Tech	1/19												
at West Virginia	1/21												
Alabama	1/26												
at Oklahoma	1/28												
TCU	2/2												
at Texas	2/6												
Kansas State	2/9												
Oklahoma	2/11												
at Texas Tech	2/16												
at Iowa State	2/19												
West Virginia	2/23												
Texas	2/27												
at Kansas State	3/2												
Oklahoma State	3/6												
at Kansas	3/9												

THAMBA'S CAREER STATS																	
YEAR	GP-GS	MIN-AVG	FG-A	PCT	3FG-A	PCT	FT-A	PCT	OFF-DEF-TOT	AVG	PF-D	A	TO	B	S	TP	AVG
2018-19 (FR.)	3-0	26-8.7	6-7	.857	0-0	.000	0-1	.000	4-4-8	2.7	3-0	0	2	2	0	12	4.0
CAREER	3-0	26-8.7	6-7	.857	0-0	.000	0-1	.000	4-4-8	2.7	3-0	0	2	2	0	12	4.0



11 — MARK VITAL

G/F • 6-5 • 230 • RSO. • 1L

LAKE CHARLES, LA. (ADVANCED PREP INT'L (TEXAS))

SEASON HIGHS

Points: — 10 vs. Texas Southern (11/6/18)
FG: — 4 vs. Texas Southern (11/6/18)
FGA: — 8 vs. Texas Southern (11/6/18); vs. Southern (11/10/18)
3FG: — 1 vs. Texas Southern (11/6/18); vs. Southern (11/10/18)
3FGA: — 3 vs. Texas Southern (11/6/18)
FT: — 4 vs. Prairie View A&M (11/12/18)
FTA: — 10 vs. Prairie View A&M (11/12/18)
Rebounds: — 9 vs. Texas Southern (11/6/18)
Assists: — 4 vs. Prairie View A&M (11/12/18)
Turnovers: — 5 vs. Texas Southern (11/6/18)
Blocks: — 2 vs. Southern (11/10/18)
Steals: — 2 vs. Texas Southern (11/6/18)
Minutes Played: — 30 vs. Prairie View A&M (11/12/18)

CAREER HIGHS

Points: — 12, three times
FG: — 5, six times
FGA: — 12 vs. Oklahoma (2/27/18)
3FG: — 1, three times
3FGA: — 3 vs. Texas Southern (11/6/18)
FT: — 4, three times
FTA: — 10 vs. Prairie View A&M (11/12/18)
Rebounds: — 11 vs. Kansas (2/10/18)
Assists: — 8 vs. Oklahoma State (1/15/18)
Turnovers: — 7 vs. Kansas (2/10/18)
Blocks: — 3 vs. Kansas (2/10/18)
Steals: — 3 vs. Wichita State (12/2/17)
Minutes Played: — 38 at Texas (2/12/18)

MISCELLANEOUS

	18-19	CAREER	BU RECORD
Double-Figure Points:	1	10	5-5
Double-Figure Rebounds:	—	2	2-0
Double-Doubles:	—	—	—
5+ Assists:	—	4	3-1
2+ Blocks	1	5	4-1
Led team in Points:	—	1	0-1
Led team in Rebounds:	2	10	7-3
Led team in Assists:	1	7	4-3
Led team in Blocks:	1	5	3-2
Led team in Bench Points:	—	6	5-1

VITAL NOTEBOOK

- High-flying redshirt sophomore guard/forward from Lake Charles, La., sat out 2016-17 season before debuting in 2017-18
- Posted 10 points, 9 rebounds, 3 assists and 2 steals in 28 minutes of season opener vs. Texas Southern (11/6)
- Has seen at least 20 minutes of action in 29 of 36 career games, including each of last 17 games played
- Has scored in double-figures 10 times and has 2 games with double-digit rebounds
- Played in 33 games during redshirt freshman season, came off bench in first 11 games, then started 18 of final 22
- Ranked 14th in Big 12 Conference and 3rd among freshmen with 5.6 rebounds per game in 2017-18
- Grabbed career-high 11 rebounds, had career-high 3 blocks and 2 assists in 32 minutes of win over No. 10 Kansas (2/10/18)
- Nicknamed "Baby Rico" after former Baylor All-American power forward and fellow Louisianan Rico Gathers
- Ranked No. 1 in Louisiana and No. 55 nationally in 2016 recruiting class by 247Sports.com
- Featured by Yahoo! as "Middle School Basketball's Most Impressive Dunker" in 2012
- Known for highlight-reel dunks, including jumping over four players in a slam dunk contest
- Committed to Baylor in September 2013, more than two years before signing day

2018-19 GAME-BY-GAME

OPPONENT	DATE	GS	MIN	FG	3FG	FT	OR-DR-TR	PF	A	T	B	S	PTS
Texas Southern	11/6	*	28	4-8	1-3	1-2	5-4-9	4	3	5	0	2	10
Southern	11/10	*	27	1-8	1-2	0-2	2-4-6	3	2	2	2	0	3
Prairie View A&M	11/12	*	30	0-3	0-1	4-10	0-3-3	2	4	3	1	1	4
Nicholls State	11/16												
vs. Ole Miss	11/23												
vs. TBD	11/24												
South Dakota	11/27												
at Wichita State	12/1												
at Arizona	12/15												
Stephen F. Austin	12/18												
Oregon	12/21												
New Orleans	12/29												
at TCU	1/5												
Iowa State	1/8												
Kansas	1/12												
at Oklahoma State	1/14												
Texas Tech	1/19												
at West Virginia	1/21												
Alabama	1/26												
at Oklahoma	1/28												
TCU	2/2												
at Texas	2/6												
Kansas State	2/9												
Oklahoma	2/11												
at Texas Tech	2/16												
at Iowa State	2/19												
West Virginia	2/23												
Texas	2/27												
at Kansas State	3/2												
Oklahoma State	3/6												
at Kansas	3/9												

VITAL'S CAREER STATS

YEAR	GP-GS	MIN-AVG	FG-A	PCT	3FG-A	PCT	FT-A	PCT	OFF-DEF-TOT	AVG	PF-D	A	TO	B	S	TP	AVG
2016-17 (FR.)		-redshirt-															
2017-18 (RFR.)	33-18	786-23.8	87-181	.481	1-10	.100	47-93	.505	75-109-184	5.6	73-0	71	68	21	26	222	6.7
2018-19 (RSO.)	3-3	85-28.3	5-19	.263	2-6	.333	5-14	.357	7-11-18	6.0	9-0	9	10	3	3	17	5.7
CAREER	36-21	871-24.2	92-200	.460	3-16	.188	52-107	.486	82-120-202	5.6	82-0	80	78	24	29	239	6.6

2018-19 SEASON STATISTICS



**2018-19 Baylor Basketball
Baylor Combined Team Statistics (as of Nov 12, 2018)
All games**



RECORD:	OVERALL	HOME	AWAY	NEUTRAL
ALL GAMES	2-1	2-1	0-0	0-0
CONFERENCE	0-0	0-0	0-0	0-0
NON-CONFERENCE	2-1	2-1	0-0	0-0

#	Player	gp-gs	min	avg	Total		3-Point		F-Throw		Rebounds				pf	dq	a	to	blk	stl	pts	avg	
					fg-fga	fg%	3fg-fga	3fg%	ft-fa	ft%	off	def	tot	avg									
02	Bandoo, Devonte	3-2	101	33.7	17-29	.586	7-15	.467	10-10	1.000	1	8	9	3.0	4	0	6	4	0	3	51	17.0	
03	McClure, King	3-3	91	30.3	19-35	.543	8-15	.533	0-1	.000	1	15	16	5.3	8	0	14	11	2	3	46	15.3	
25	Clark, Tristan	3-3	68	22.7	18-21	.857	1-1	1.000	8-10	.800	8	8	16	5.3	12	1	5	4	9	1	45	15.0	
12	Butler, Jared	3-1	72	24.0	11-23	.478	5-12	.417	6-8	.750	1	5	6	2.0	8	0	7	4	1	3	33	11.0	
11	Vital, Mark	3-3	85	28.3	5-19	.263	2-6	.333	5-14	.357	7	11	18	6.0	9	0	9	10	3	3	17	5.7	
24	Mayer, Matthew	3-0	36	12.0	5-21	.238	1-6	.167	5-7	.714	5	5	10	3.3	4	0	3	2	1	1	16	5.3	
01	Allen, Darius	3-1	61	20.3	5-19	.263	2-13	.154	1-5	.200	3	5	8	2.7	3	0	3	3	3	3	13	4.3	
00	Thamba, Flo	3-0	26	8.7	6-7	.857	0-0	.000	0-1	.000	4	4	8	2.7	3	0	0	2	2	0	12	4.0	
33	Gillespie, Freddie	3-2	56	18.7	3-6	.500	0-0	.000	1-3	.333	9	6	15	5.0	10	0	1	3	2	0	7	2.3	
15	Okeke, Obim	2-0	4	2.0	0-1	.000	0-1	.000	0-0	.000	0	0	0	0.0	2	0	0	1	0	1	0	0.0	
Team											4	1	5										
Total.....		3	600		89-181	.492	26-69	.377	36-59	.610	43	68	111	37.0	63	1	48	44	23	18	240	80.0	
Opponents.....		3	600		70-158	.443	24-55	.436	41-67	.612	34	63	97	32.3	61	2	39	52	7	17	205	68.3	

TEAM STATISTICS	BU	OPP	Date	Opponent	Score	Att.
SCORING	240	205	11/06/18	TEXAS SOUTHERN	L 69-72	4327
Points per game	80.0	68.3	11/10/18	SOUTHERN	W 80-53	4344
Scoring margin	+11.7	-	11/12/18	PRAIRIE VIEW A&M	W 91-80	4019
FIELD GOALS-ATT	89-181	70-158	* - Conference game			
Field goal pct	.492	.443				
3 POINT FG-ATT	26-69	24-55				
3-point FG pct	.377	.436				
3-pt FG made per game	8.7	8.0				
FREE THROWS-ATT	36-59	41-67				
Free throw pct	.610	.612				
F-Throws made per game	12.0	13.7				
REBOUNDS	111	97				
Rebounds per game	37.0	32.3				
Rebounding margin	+4.7	-				
ASSISTS	48	39				
Assists per game	16.0	13.0				
TURNOVERS	44	52				
Turnovers per game	14.7	17.3				
Turnover margin	+2.7	-				
Assist/turnover ratio	1.1	0.8				
STEALS	18	17				
Steals per game	6.0	5.7				
BLOCKS	23	7				
Blocks per game	7.7	2.3				
ATTENDANCE	12690	0				
Home games-Avg/Game	3-4230	0-0				
Neutral site-Avg/Game	-	0-0				

Score by Periods	1st	2nd	Totals
Baylor	118	122	240
Opponents	90	115	205

GAME 4 – NICHOLLS STATE

2018-19 BAYLOR BASKETBALL GAME NOTES

GAME 1 – TEXAS SOUTHERN 72, BAYLOR 69

GAME 2 – BAYLOR 80, SOUTHERN 53



Official Basketball Box Score -- Game Totals -- Final Statistics
Texas Southern vs Baylor
11/06/18 8:30 pm at Ferrell Center (Waco, Texas)



Texas Southern 72 • 1-0

#	Player	Total		3-Ptr		Rebounds			PF	TP	A	TO	Blk	Stl	Min
		FG-FGA	FT-FTA	FG-FGA	FT-FTA	Off	Def	Tot							
00	Devocio Butler	f	5-9	3-3	0-1	3	3	6	2	13	1	1	0	1	32
01	Jeremy Combs	f	4-8	0-1	3-6	3	5	8	4	11	2	2	0	1	24
05	Trayvon Reed	c	7-9	0-0	1-3	4	8	12	2	15	2	3	2	1	32
03	Jaylyn Patterson	g	6-14	5-11	6-6	0	3	3	2	23	6	5	1	0	36
11	Cainan McClelland	g	1-2	1-2	2-2	0	1	1	1	5	1	1	0	1	18
04	Derrick Bruce	g	0-3	0-3	0-0	0	2	2	3	0	4	3	1	1	22
12	John Jones	g	0-1	0-1	0-0	0	0	0	2	0	1	0	0	0	8
15	Justin Hopkins	g	2-5	0-0	1-3	1	1	2	0	5	0	1	0	0	21
20	Tyrik Armstrong	g	0-1	0-0	0-0	0	0	0	0	0	1	2	0	0	4
44	Michael Dobbins	g	0-0	0-0	0-0	0	0	0	1	0	0	0	0	0	3
Team						1	0	1							
Totals			25-52	9-21	13-21	12	23	35	17	72	18	18	4	5	200
FG % 1st Half:		8-25	32.0%	2nd half:	17-27	63.0%	Game:		25-52	48.1%	Deadball Rebounds				
3FG % 1st Half:		3-10	30.0%	2nd half:	6-11	54.5%	Game:		9-21	42.9%	4				
FT % 1st Half:		8-13	61.5%	2nd half:	5-8	62.5%	Game:		13-21	61.9%					

Baylor 69 • 0-1

#	Player	Total		3-Ptr		Rebounds			PF	TP	A	TO	Blk	Stl	Min
		FG-FGA	FT-FTA	FG-FGA	FT-FTA	Off	Def	Tot							
25	Clark, Tristan	f	5-7	1-1	0-0	2	1	3	5	11	0	1	2	0	19
01	Allen, Darius	g	1-5	0-3	0-2	2	3	5	0	2	1	2	1	1	26
03	McClure, King	g	10-18	3-5	0-1	0	5	5	3	23	5	2	1	1	36
11	Vital, Mark	g	4-8	1-3	1-2	5	4	9	4	10	3	5	0	2	28
12	Butler, Jared	g	1-6	0-3	0-0	0	0	0	4	2	1	3	0	2	21
00	Thamba, Flo	g	2-3	0-0	0-1	2	1	3	0	4	0	1	1	0	9
02	Bando, Devonte	g	4-8	1-2	1-1	0	2	2	1	10	2	2	0	0	30
15	Okeke, Obim	g	0-0	0-0	0-0	0	0	0	2	0	0	0	0	0	2
24	Mayer, Matthew	g	0-8	0-2	0-1	5	1	6	0	0	0	2	0	0	11
33	Gillespie, Freddie	g	3-4	0-0	1-3	5	2	7	4	7	0	1	0	0	18
Team						0	0	0							
Totals			30-67	6-19	3-11	21	19	40	23	69	12	19	5	6	200
FG % 1st Half:		17-33	51.5%	2nd half:	13-34	38.2%	Game:		30-67	44.8%	Deadball Rebounds				
3FG % 1st Half:		4-9	44.4%	2nd half:	2-10	20.0%	Game:		6-19	31.8%	1				
FT % 1st Half:		2-7	28.6%	2nd half:	1-4	25.0%	Game:		3-11	27.3%					

Officials: Darron George, Jeb Hartness, Tommy Short
Technical fouls: Texas Southern-Jeremy Combs, Derrick Bruce, Baylor-Vital, Mark
Attendance: 4327
Fouled Out: BU: #25 Clark 3:18

Score by periods	1st	2nd	Total
Texas Southern	27	45	72
Baylor	40	29	69

Points	In	Off	2nd	Fast	Bench
TSMU	Paint	T/O	Chance	Break	
BU	32	14	11	2	5
	42	20	15	8	21

Last FG - TSMU 2nd-00:21, BU 2nd-00:37.
Largest lead - TSMU by 3 2nd-00:04, BU by 17 2nd-13:57.
TSMU led for 02:18, BU led for 36:20, Game was tied for 01:22.

Score tied - 2 times.
Lead changed - 4 times.



Official Basketball Box Score -- Game Totals -- Final Statistics
Southern vs Baylor
11/10/18 5:00 pm at Ferrell Center (Waco, Texas)



Southern 53 • 0-2

#	Player	Total		3-Ptr		Rebounds			PF	TP	A	TO	Blk	Stl	Min
		FG-FGA	FT-FTA	FG-FGA	FT-FTA	Off	Def	Tot							
20	Sydney Urmude	f	2-6	0-0	0-2	0	5	5	0	4	0	0	0	1	23
21	Bryan Assie	f	1-4	0-0	2-3	1	2	3	2	4	0	1	2	0	23
14	Aaron Ray	g	0-1	0-1	0-0	0	4	4	5	0	2	1	0	1	22
22	Eddie Reese	g	6-9	1-2	5-6	1	3	4	2	18	0	7	0	1	28
32	Jayden Sadler	g	3-8	0-1	5-5	0	1	1	2	11	3	4	0	0	31
00	Richard Lee	g	2-7	2-5	0-0	0	0	0	2	6	0	1	0	0	15
03	Trevor Blackmon	g	0-0	0-0	1-3	0	0	0	3	1	2	0	1	10	
04	Isaiah Rollins	g	0-2	0-1	2-2	0	0	0	0	2	0	0	0	0	6
10	Hassan Husein	g	0-0	0-0	0-0	1	0	1	0	0	0	0	0	0	7
12	Alex Ennis	g	1-1	0-0	0-0	1	1	2	2	2	0	1	0	0	10
13	Torrey Mayo	g	0-0	0-0	0-0	0	0	0	0	0	0	0	0	0	1
23	Marcel Burton	g	1-4	1-2	0-0	0	1	1	3	3	0	1	0	0	11
24	Osa Wilson	g	1-2	0-0	0-0	0	2	2	1	2	0	2	0	0	6
25	Brendon Brooks	g	0-1	0-0	0-0	0	1	1	0	0	1	0	0	0	7
Team						3	4	7							
Totals			17-45	4-12	15-21	7	24	31	22	53	7	21	2	4	200
FG % 1st Half:		9-21	42.9%	2nd half:	8-24	33.3%	Game:		17-45	37.8%	Deadball Rebounds				
3FG % 1st Half:		3-4	75.0%	2nd half:	1-8	12.5%	Game:		4-12	33.3%	3				
FT % 1st Half:		6-9	66.7%	2nd half:	9-12	75.0%	Game:		15-21	71.4%					

Baylor 80 • 1-1

#	Player	Total		3-Ptr		Rebounds			PF	TP	A	TO	Blk	Stl	Min
		FG-FGA	FT-FTA	FG-FGA	FT-FTA	Off	Def	Tot							
25	Clark, Tristan	f	8-9	0-0	1-1	4	2	6	4	17	1	1	2	0	22
33	Gillespie, Freddie	f	0-1	0-0	0-0	4	2	6	4	0	0	0	0	0	22
02	Bando, Devonte	g	7-12	4-8	7-7	1	5	6	0	25	2	0	0	3	34
03	McClure, King	g	1-6	0-2	0-0	0	3	3	3	2	7	4	0	1	27
11	Vital, Mark	g	1-8	1-2	0-2	2	4	6	3	3	2	2	2	0	25
00	Thamba, Flo	g	3-3	0-0	0-0	2	3	5	1	6	0	1	1	0	13
01	Allen, Darius	g	2-7	1-6	1-3	1	1	2	1	6	0	0	2	1	19
12	Butler, Jared	g	3-7	2-4	1-2	0	2	2	2	9	5	0	0	1	20
15	Okeke, Obim	g	0-1	0-1	0-0	0	0	0	0	0	0	1	0	1	2
24	Mayer, Matthew	g	3-9	1-4	5-6	0	2	2	2	12	2	0	0	1	16
Team						1	0	1							
Totals			28-63	9-27	15-21	15	24	39	20	80	19	9	7	8	200
FG % 1st Half:		11-27	40.7%	2nd half:	17-36	47.2%	Game:		28-63	44.4%	Deadball Rebounds				
3FG % 1st Half:		3-12	25.0%	2nd half:	6-15	40.0%	Game:		9-27	33.3%	2				
FT % 1st Half:		6-8	75.0%	2nd half:	9-13	69.2%	Game:		15-21	71.4%					

Officials: Doug Simmons, Byron Jarrett, Brent Hampton
Technical fouls: Southern-None, Baylor-None.
Attendance: 4344
Delayed start due to basket issue. Start time approximately 5:50.
Fouled Out: Southern: #14 Ray 8:30

Score by periods	1st	2nd	Total
Southern	27	26	53
Baylor	31	49	80

Points	In	Off	2nd	Fast	Bench
SU	Paint	T/O	Chance	Break	
BU	24	4	6	4	16
	36	33	14	4	33

Last FG - SU 2nd-00:01, BU 2nd-01:42.
Largest lead - SU by 2 1st-18:06, BU by 29 2nd-00:58.
SU led for 01:28, BU led for 35:26, Game was tied for 03:06.

Score tied - 3 times.
Lead changed - 4 times.

GAME 3 – BAYLOR 91, PRAIRIE VIEW A&M 80



Official Basketball Box Score -- Game Totals -- Final Statistics
Prairie View A&M vs Baylor
11/12/18 7:00 pm at Ferrell Center (Waco, Texas)



Prairie View A&M 80 • 1-1

#	Player	Total		3-Ptr		Rebounds			PF	TP	A	TO	Blk	Stl	Min
		FG-FGA	FT-FTA	FG-FGA	FT-FTA	Off	Def	Tot							
13	Iwin Ellis	f	1-1	0-0	2-2	2	1	3	5	4	0	0	0	1	16
01	Taishaun Johnson	g	3-7	0-1	5-10	0	3	3	1	11	3	2	0	0	36
02	Darius Williams	g	5-7	5-5	1-3	0	0	0	2	16	0	0	0	0	10
03	Gary Blackston	g	7-15	2-6	2-4	1	5	6	3	18	3	5	0	2	32
15	Gerard Andrus	g	7-13	0-0	0-2	6	3	9	3	14	1	2	0	1	39
00	Chancellor Ellis	g	4-9	4-9	0-0	1	1	2	3	12	2	1	0	0	22
04	Antione Lister	g	0												

TEAM GAME-BY-GAME



2018-19 Baylor Basketball
Baylor Team Game-by-Game (as of Nov 12, 2018)
All games



BIG 12 CONFERENCE

TEAM STATISTICS

Opponent	Date	Score		Total		3-Pointers		Free throws		Rebounds				pf	a	t/o	blk	stl	pts	avg
				fg-fga	pct	3fg-fga	pct	ft-fta	pct	off	def	tot	avg							
TEXAS SOUTHERN	11/06/18	69-72	L	30-67	.448	6-19	.316	3-11	.273	21	19	40	40.0	23	12	19	5	6	69	69.0
SOUTHERN	11/10/18	80-53	W	28-63	.444	9-27	.333	15-21	.714	15	24	39	39.5	20	19	9	7	8	80	74.5
PRAIRIE VIEW A&M	11/12/18	91-80	W	31-51	.608	11-23	.478	18-27	.667	7	25	32	37.0	20	17	16	11	4	91	80.0
Baylor		240		89-181	.492	26-69	.377	36-59	.610	43	68	111	37.0	63	48	44	23	18	240	80.0
Opponents		205		70-158	.443	24-55	.436	41-67	.612	34	63	97	32.3	61	39	52	7	17	205	68.3

Games played: 3
Points/game: 80.0
FG Pct: 49.2
3FG Pct: 37.7
FT Pct: 61.0

Rebounds/game: 37.0
Assists/game: 16.0
Turnovers/game: 14.7
Assist/turnover ratio: 1.1
Steals/game: 6.0
Blocks/game: 7.7

OPPONENT GAME-BY-GAME

Opponent	Date	Score		Total		3-Pointers		Free throws		Rebounds				pf	a	t/o	blk	stl	pts	avg
				fg-fga	pct	3fg-fga	pct	ft-fta	pct	off	def	tot	avg							
TEXAS SOUTHERN	11/06/18	69-72	L	25-52	.481	9-21	.429	13-21	.619	12	23	35	35.0	17	18	18	4	5	72	72.0
SOUTHERN	11/10/18	80-53	W	17-45	.378	4-12	.333	15-21	.714	7	24	31	33.0	22	7	21	2	4	53	62.5
PRAIRIE VIEW A&M	11/12/18	91-80	W	28-61	.459	11-22	.500	13-25	.520	15	16	31	32.3	22	14	13	1	8	80	68.3
Opponents		205		70-158	.443	24-55	.436	41-67	.612	34	63	97	32.3	61	39	52	7	17	205	68.3
Baylor		240		89-181	.492	26-69	.377	36-59	.610	43	68	111	37.0	63	48	44	23	18	240	80.0

Games played: 3
Points/game: 68.3
FG Pct: 44.3
3FG Pct: 43.6
FT Pct: 61.2

Rebounds/game: 32.3
Assists/game: 13.0
Turnovers/game: 17.3
Assist/turnover ratio: 0.8
Steals/game: 5.7
Blocks/game: 2.3

TEAM COMPARISON GAME-BY-GAME

Opponent	1st	2nd	Score	Mar	Total FG	FG Pct	3-Pointers	3FG Pct	Free Throws	FT Pct	Rebounds	Assist	T/Over	Block	Steal	Fouls
TEXAS SOUTHERN	40/27	29/45	69-72	(3)	30-67/25-52	.448/.481	6-19/9-21	.316/.429	3-11/13-21	.273/.619	40/35 +5	12/18	19/18	5/4	6/5	23/17
SOUTHERN	31/27	49/26	80-53	+27	28-63/17-45	.444/.378	9-27/4-12	.333/.333	15-21/15-21	.714/.714	39/31 +8	19/7	9/21	7/2	8/4	20/22
PRAIRIE VIEW A&M	47/36	44/44	91-80	+11	31-51/28-61	.608/.459	11-23/11-22	.478/.500	18-27/13-25	.667/.520	32/31 +1	17/14	16/13	11/1	4/8	20/22

Note: Game totals are displayed in the format TEAM/OPPONENT for each category

THE LAST TIME ...

THE LAST TIME A BAYLOR TEAM...

Scored 110 Points.....	118 vs. Savannah State (12/17/17)
Scored 100 Points.....	118 vs. Savannah State (12/17/17)
Scored 90 Points.....	91 vs. Prairie View A&M (11/12/18)
Scored Fewer than 50 Points.....	44 at Kansas (1/14/13)
Won by 40 Points.....	41 vs. Central Arkansas (11/10/17)
Won by 30 Points.....	32 vs. Savannah State (12/17/17)
Shot 65 pct from floor.....	66.1 (41-62) vs. Texas Southern (12/14/17)
Shot 60 pct from floor.....	60.8 (31-51) vs. PVAMU (11/12/18)
Shot less than 30 pct from floor.....	29.8 (17-57) at TCU (1/10/15)
Shot 60 pct from 3FG.....	70.6 (12-17) vs. Central Arkansas (11/10/17)
Shot less than 15 pct from 3FG.....	14.3 (2-14) vs. Iowa State (2/3/18)
Shot less than 10 pct from 3FG.....	.083 (1-12) vs. TCU (1/2/18)
Made 15 3-point field goals.....	16 at TCU (2/12/14)
Failed to make a 3FG.....	0-8 at Texas Tech (2/21/90)
Shot 95 pct from FT line.....	100.0 (9-9) at Oklahoma State (2/6/18)
Shot 90 pct from FT line.....	100.0 (9-9) at Oklahoma State (2/6/18)
Shot less than 50 pct from FT line.....	27.3 (3-11) vs. Texas Southern (1/16/18)
Had 60 Rebounds.....	60 vs. Houston-Tillotson (1/21/15)
Had 55 Rebounds.....	58 vs. Savannah State (12/17/17)
Had 50 Rebounds.....	58 vs. Savannah State (12/17/17)
Had 20 Offensive Rebounds.....	20 at Iowa State (2/25/17)
Had 40 Defensive Rebounds.....	43 vs. Savannah State (12/17/17)
Had 35 Assists.....	40 vs. Hardin-Simmons (12/16/15)
Had 30 Assists.....	32 vs. Savannah State (12/17/17)
Had 25 Assists.....	32 vs. Savannah State (12/17/17)
Had 25 Turnovers.....	29 at West Virginia (1/10/17)
Had 20 Turnovers.....	22 vs. West Virginia (3/9/18)
Had fewer than 5 Turnovers.....	4 at West Virginia (2/22/14)
Had 15 Steals.....	16 vs. Savannah State (11/23/15)
Had 12 Steals.....	12 vs. Texas Tech (2/13/16)
Had 10 Blocked Shots.....	11 vs. PVAMU (11/12/18)
Had no Blocked Shots.....	at Kansas State (3/3/18)
Had two 20-point scorers.....	Jared Butler (22), King McClure (21) vs. PVAMU (11/12/18)
Had two 25-point scorers.....	Jo Lual-Acuil Jr. (31), Manu Lecomte (25) vs. Savannah State (12/17/17)
Had seven double-figure scorers.....	vs. Long Beach State (3/20/13)
Had six double-figure scorers.....	vs. Kansas State (1/22/18)
Had five double-figure scorers.....	vs. Wagner (3/13/18)
Had all five starters score in double figures.....	vs. Randall (12/9/17)
Had all five starters score 15+ points.....	vs. Central Arkansas (11/10/17)
Had no players score in double figures.....	vs. Texas A&M (3/5/08)
Had no starters score in double figures.....	at Kansas State (3/3/18)
Had four players score 15+ points.....	vs. PVAMU (11/12/18)
Had five players score 15+ points.....	vs. Central Arkansas (11/10/17)
Had four players score 18+ points.....	vs. Savannah State (12/17/17)
Had four players with 5+ assists.....	vs. Savannah State (12/17/17)
Had two double-figure rebounders.....	Tristan Clark (15), Terry Maston (10) at Iowa State (1/13/18)
Scored 50-plus points in first half.....	61 vs. Savannah State (12/17/17)
Scored 50-plus points in second half.....	50 vs. Kansas (2/10/18)
Scored 50-plus points in both halves.....	vs. Savannah State (12/17/17)
Scored 60-plus points in first half.....	61 vs. Savannah State (12/17/17)
Scored 60-plus points in second half.....	60 at Iowa State (1/9/18)
Scored 20 points or fewer in 1st half.....	18 vs. West Virginia (2/20/18)
Scored 20 points or fewer in 2nd half.....	20 at Texas Tech (2/17/15)
Overcame a 20-point deficit to win.....	vs. Louisville, trailed 32-10, won 66-63 (11/25/16)
Overcame a 20-point deficit.....	vs. Mississippi State, trailed 40-20 (3/18/18)
Overcame a 15-point halftime deficit to win.....	vs. Louisville, trailed 39-24, won 66-63 (11/25/16)
Failed to make a 3FG.....	vs. Texas Tech, 0-8 (2/20/90)
Won an OT game.....	100-91 vs. Iowa State (2/16/16)
Lost an OT game.....	78-81 vs. TCU (1/2/18)
Won a 2OT game.....	74-73 at Texas (2/12/18)
Lost a 2OT game.....	84-91 to Colorado (3/13/08)
Won a 3OT game.....	Never
Lost a 3OT game.....	93-97 at SMU (1/9/88)
Won a 4OT game.....	96-95 vs. North Texas (12/17/88)
Lost a 4OT game.....	Never
Won a 5OT game.....	116-110 at Texas A&M (1/23/08)
Lost a 5OT game.....	Never

THE LAST TIME A BAYLOR PLAYER...

Recorded a Triple-Double (Pts/Reb/Ast).....	Kenny Chery (20/10/12) vs. Kansas State (2/15/14)
Recorded a Triple-Double (Pts/Reb/Blk).....	Ekpe Udoh (18/17/10) vs. Morgan State (1/6/10)
Recorded a Double-Double Off the Bench.....	Terry Maston (12p/10r) vs. TAMU-CC (11/13/17)
Scored 30 Points.....	Nuni Omot (30) at Kansas State (3/3/18)
Scored 30 Points in a Big 12 Game.....	Nuni Omot (30) at Kansas State (3/3/18)
Scored 20 Points in a 1st Half.....	Johnathan Motley (20) vs. Michigan State (11/24/16)
Scored 25 Points in a 2nd Half.....	Manu Lecomte (25) vs. Oklahoma State (1/15/18)
Scored 20 Points in a 2nd Half.....	Manu Lecomte (22) vs. West Virginia (3/9/18)
Scored 30 Points off the Bench.....	Nuni Omot (30) at Kansas State (3/3/18)
Scored 25 Points off the Bench.....	Terry Maston (26) vs. Mississippi State (3/18/18)
Scored 20 Points off the Bench.....	Jared Butler (21) vs. PVAMU (11/12/18)
Made 5 3-pointers in a Half.....	Nuni Omot (5-7, 2nd half) at Kansas State (3/3/18)
Had 20 Rebounds.....	Jo Lual-Acuil Jr. (20) vs. Savannah State (12/17/17)
Had 15 Rebounds.....	Jo Lual-Acuil Jr. (20) vs. Savannah State (12/17/17)
Had 12 Rebounds in a Half.....	Johnathan Motley (14 in 2nd half) vs. Texas (1/17/17)
Had 10 Rebounds in a Half.....	Tristan Clark (10 in 1st half) at Iowa State (1/13/18)
Had 10 Assists.....	Tyson Jolly (10) vs. Randall (12/9/17)
Had 10+ Assists and 0 Turnovers.....	Jake Lindsey (11 AST/0 TO) vs. Kansas State (3/9/17)
Had 5 Blocked Shots.....	Tristan Clark (5) vs. PVAMU (11/12/18)
Had 6 Blocked Shots.....	Jo Lual-Acuil Jr. (7) vs. Oklahoma (2/21/17)
Had 7 Blocked Shots.....	Jo Lual-Acuil Jr. (7) vs. Oklahoma (2/21/17)
Had 5 Steals.....	Ishmail Wainright (5) vs. Southern (12/14/16)
Had 6 Steals.....	Lester Medford (7) vs. Savannah State (11/23/15)
Played 45+ Minutes.....	Jo Lual-Acuil Jr. (48) & Manu Lecomte (46) at Texas (2/12/18)
Made a Game-Winning Shot.....	Terry Maston (2FG) vs. Texas Tech, 59-57 (2/17/18)
Made a Game-Winning Shot in Final 10 Seconds.....	Jo Lual-Acuil Jr. (Dunk) at Texas, 74-73 2ot (2/12/18)
Made a Game-Winning Shot at Buzzer.....	Lester Medford (3FG) at Texas Tech, 63-60 (1/16/16)

THE LAST TIME A BAYLOR OPPONENT...

Scored 100 Points.....	102 at Kansas (1/2/16)
Scored 90 Points.....	90 vs. Kansas State (1/22/18)
Scored Fewer than 50 Points.....	46 vs. Texas A&M-Corpus Christi (11/13/17)
Scored Fewer than 40 Points.....	39 vs. McNeese State (11/14/14)
Won by 30 Points.....	40 at Oklahoma (1/20/07)
Shot 65 pct from floor.....	66.1 (39-59) at Oklahoma (2/26/05)
Shot 60 pct from floor.....	62.0 (31-50) vs. Oklahoma (1/23/16)
Shot less than 25 pct from floor.....	23.4 (11-47) vs. Prairie View A&M (12/2/15)
Shot 55 pct from 3FG.....	59.1 (13-22) vs. Mississippi State (3/18/18)
Shot less than 15 pct from 3FG.....	13.3 (2-15) vs. Southern (12/20/17)
Made 15 3-point field goals.....	20 vs. Savannah State (12/17/17)
Shot 95 pct from FT line.....	95.7 (22-23) at Ole Miss (1/28/17)
Shot less than 50 pct from FT line.....	46.7 (7-15) at Oklahoma State (2/6/18)
Had 50 Rebounds.....	62 vs. Wake Forest (Anheim) (11/30/08)
Had fewer than 20 Rebounds.....	17 at Iowa State (2/25/17)
Had 20 Offensive Rebounds.....	20 vs. Wagner (3/13/18)
Had 25 Assists.....	29 vs. Oklahoma (1/23/16)
Had 20 Turnovers.....	21 vs. Southern (11/10/18)
Had fewer than 5 Turnovers.....	4 at West Virginia (2/22/14)
Had 13 Steals.....	15 at West Virginia (1/10/17)
Had 12 Steals.....	12 vs. West Virginia (3/9/17)
Had 10 Blocked Shots.....	13 vs. West Virginia (2/20/18)
Had no Blocked Shots.....	at Oklahoma State (2/8/17)
Had two 20-point scorers.....	Barry Brown (34), Dean Wade (24) vs. Kansas State (1/22/18)
Had three 20-point scorers.....	Abdel Nader (26), Georges Niang (24), Monte Morris (20) vs. Iowa State (2/16/16)
Had five double-figure scorers.....	vs. PVAMU (11/12/18)
Had four 15+ point scorers.....	at Texas (2/12/18)
Had two double-figure rebounders.....	Kenrich Williams (12), Vlad Brodziansky (10) at TCU (1/21/17)
Scored 50-plus points in 1st half.....	51 at Texas A&M (12/19/15)
Scored 50-plus points in 2nd half.....	52 at Texas Tech (2/13/17)
Scored 20 points or fewer in 1st half.....	19 vs. Oklahoma (2/27/18)
Scored 20 points or fewer in 2nd half.....	20 vs. Texas (1/6/18)
Failed to make a 3FG.....	vs. Oklahoma, 0-12 (2/25/12)

THE LAST TIME A BAYLOR OPPOSING PLAYER

Scored 30 Points.....	Barry Brown (34) vs. Kansas State (1/22/18)
Had 20 Rebounds.....	Jamahl Moseley (20) vs. Colorado (Kansas City) (3/8/01)
Had 15 Rebounds.....	Mohamed Bamba (16) at Texas (2/12/18)
Had 10 Assists.....	Lamar Peters (10) vs. Mississippi State (3/18/18)
Had 8 Turnovers.....	Trae Young (8) vs. Oklahoma (2/27/18)
Had 7 Turnovers.....	Eddie Reese (7) vs. Southern (11/10/18)
Had 6 Blocked Shots.....	Sagaba Konate (9) vs. West Virginia (2/20/18)
Had 5 Steals.....	Jevon Carter (6) vs. West Virginia (3/9/18)
Had 6 Steals.....	Jevon Carter (6) vs. West Virginia (3/9/18)

2017-18 INDIVIDUAL SUPERLATIVES

CATEGORY	BAYLOR	OPPONENT
Points Scored	31, Jo Lual-Acuil Jr. vs. Savannah State (12/17)	34, Barry Brown, Kansas State (1/22)
Field Goals Made	12, Nuni Omot vs. Randall (12/9) 12, Jo Lual-Acuil Jr. vs. TCU (1/2) 12, Terry Maston at Texas (2/12)	11, Ethan Happ, Wisconsin (11/20)
FGs Attempted	20, Jo Lual-Acuil Jr. vs. TCU (1/2)	21, Chris Galbreath Jr., Sam Houston State (12/4)
Highest FG % (min 5 made)	.875 (7-8), Tristan Clark vs. Randall (12/9)	.833 (5-6), Egor Koulechov, at Florida (1/27)
3-Point FGs Made	7, Manu Lecomte vs. Savannah State (12/17) 7, Manu Lecomte vs. Oklahoma State (1/15)	6, Austin Dasent, Savannah State (12/17) 6, Dexter McClanahan, Savannah State (12/17)
3-Point FGs Attempted	13, Manu Lecomte vs. Savannah State (12/17)	12, Austin Dasent, Savannah State (12/17) 12, Dexter McClanahan, Savannah State (12/17)
3-Point FG % (min 5 att)	1.000 (6-6), Nuni Omot at Oklahoma (1/30)	.833 (5-6), Daxter Miles Jr., vs. West Virginia (3/9)
Free Throws Made	13, Manu Lecomte vs. Wisconsin (11/20)	9, Lindell Wigginton, at Iowa State (1/13)
Free Throws Attempted	16, Jo Lual-Acuil Jr. vs. Savannah State (12/17)	12, Kenrich Williams, TCU (1/2) 12, Lindell Wigginton, at Iowa State (1/13) 12, Barry Brown, Kansas State (1/22)
Free Throw % (min 10 att)	1.000 (10-10), Manu Lecomte vs. TAMU-CC (11/13)	1.000 (12-12), Barry Brown, Kansas State (1/22)
Offensive Rebounds	7, Jo Lual-Acuil Jr. vs. TCU (1/2) 7, Terry Maston at Iowa State (1/13) 7, Jo Lual-Acuil Jr. vs. Iowa State (2/3)	7, Mohamed Bamba, Texas (1/6) 7, Mohamed Bamba, at Texas (2/12)
Defensive Rebounds	15, Jo Lual-Acuil Jr. vs. Savannah State (12/17)	11, Joseph Kilgore, TAMU-CC (11/13)
Total Rebounds	20, Jo Lual-Acuil Jr. vs. Savannah State (12/17)	16, Mohamed Bamba, at Texas (2/12)
Assists	10, Tyson Jolly vs. Randall (12/9)	11, Jevon Carter, vs. West Virginia (3/9)
Turnovers	7, Mark Vital vs. Kansas (2/10) 7, Nuni Omot vs. West Virginia (3/9)	8, Trae Young, vs. Oklahoma (2/27)
Blocked Shots	5, Jo Lual-Acuil Jr. vs. SU (12/20) & at WVU (1/9)	9, Sagaba Konate, vs. West Virginia (2/20)
Steals	3, Mark Vital vs. Wichita State (12/2) 3, Manu Lecomte vs. Texas Southern (12/14) 3, King McClure at Texas Tech (12/29) 3, Jo Lual-Acuil Jr. vs. Texas (1/6) 3, Jake Lindsey vs. Wager (3/13)	6, Jevon Carter, vs. West Virginia (3/9)
Minutes Played	48, Jo Lual-Acuil Jr. at Texas (2/12)	45, Mohamed Bamba, at Texas (2/12)

2017-18 TEAM SUPERLATIVES

BAYLOR HIGH	BAYLOR LOW	CATEGORY	OPPONENT HIGH	OPPONENT LOW
118 vs. Savannah State (12/17)	53 at Texas Tech (12/29)	Points Scored	90 vs. Kansas State (1/22)	46 vs. TAMU-CC (11/13)
61 vs. Savannah State (12/17)	18 vs. West Virginia (2/20)	Points, 1st Half	47 vs. Mississippi State (3/18)	19 vs. Oklahoma (2/27)
57 vs. Savannah State (12/17)	24 vs. Texas Tech (2/18)	Points, 2nd Half	49, three times	20 vs. Texas (1/6)
14 vs. TCU (1/2)	8 at Texas, 1st OT (2/12)	Points/Overtime	17 vs. TCU (1/2)	8 at Texas, 1st OT (2/12)
41 vs. TSU (12/14) & vs. SSU (12/17)	18 vs. Texas Tech (2/17)	Field Goals Made	30 vs. Randall (12/9) & vs. SSU (12/17)	19 at West Virginia (1/9)
70, three times	48 at Oklahoma State (2/6)	Field Goal Attempts	79 vs. Savannah State (12/17)	49 vs. Kansas State (1/22)
.661 (41-61) vs. Texas So. (12/14)	.328 (19-58) vs. West Virginia (2/20)	FG Percentage	.571 (28-49) vs. Kansas State (1/22)	.296 (21-71) vs. Wagner (3/13)
14 vs. Savannah State (12/17)	1 vs. TCU (1/2)	3-Point FGs Made	20 vs. Savannah State (12/17)	2 vs. Southern (12/20)
33 vs. Savannah State (12/17)	8 vs. TCU (2/24)	3-Point FG Attempts	51 vs. Savannah State (12/17)	14 vs. Texas Tech (2/18)
.706 (12-17) vs. UCA (11/10)	.083 (1-12) vs. TCU (1/2)	3-Point FG Percentage	.625 (10-16) vs. Wichita State (12/2)	.133 (2-15) vs. Southern (12/20)
22 vs. Wisc. (11/20) & vs. SSU (12/17)	7 vs. TSU (12/14) & vs. SU (12/20)	Free Throws Made	26 vs. Kansas State (1/22)	1 vs. TAMU-CC (11/13)
31 vs. Wisc. (11/20) & vs. SSU (12/17)	9 at Oklahoma State (2/6)	Free Throw Attempts	34 at Kansas (1/20)	4 vs. TAMU-CC (11/13) & vs. ASU (11/17)
1.000 (9-9) at Oklahoma State (2/6)	.538 (7-13) vs. Texas Southern (12/14)	Free Throw Percentage	.889 (8-9) vs. Kansas (2/10)	.250 (1-4) vs. TAMU-CC (11/13)
19 vs. TCU (1/2) & at ISU (1/13)	6 vs. Southern (12/20)	Offensive Rebounds	20 vs. Wagner (3/13)	2 vs. Kansas State (1/22)
43 vs. Savannah State (12/17)	13 at Texas Tech (12/29) & at TCU (2/24)	Defensive Rebounds	30 vs. Sam Houston State (12/4)	14, three times
58 vs. Savannah State (12/17)	21 at Texas Tech (12/29)	Total Rebounds	41 vs. SHSU (12/4) & at ISU (1/13)	20 vs. Kansas State (1/22)
32 vs. Savannah State (12/17)	3 at Texas Tech (12/29)	Assists	24 vs. SSU (12/17) & vs. MSU (3/18)	8 at Texas (2/12)
22 vs. West Virginia (3/9)	8, four times	Turnovers	18 vs. Texas Tech (2/18)	5 at Texas (2/12)
10 vs. SU (12/20) & vs. Texas (1/6)	0 at Kansas State (3/3)	Blocked Shots	13 vs. West Virginia (2/20)	1 at OSU (2/6) & vs. Wagner (3/13)
10 vs. Oklahoma (2/27)	1 vs. Kansas State (1/22)	Steals	12 vs. West Virginia (3/9)	1, three times
26 at KU (1/20) & vs. WVU (3/9)	11 vs. Alcorn State (11/17) & vs. Kansas (2/10)	Fouls	26 vs. West Virginia (2/20)	12 at Oklahoma State (2/6)



2018-19

2-1

BIG 12

0-0

AP

NR

COACHES

NR


KENPOM

52nd

BAYLOR vs. NICHOLLS STATE | GAME 4
Nov. 16, 2018 (Waco, Texas / Ferrell Center)

Baylor Broadcast Notes

0
1
2
3
4
10
11
12
13
15
24
25
33



Flo Thamba

F • 6-10 • 245 • Fr. • Kinshasa, Congo

	MIN	PTS	REB	BLK	FG%	3FG%	FT%
SEA	8.7	4.0	2.7	0.7	.857	.000	.000
B12	—	—	—	—	—	—	—
CAR	8.7	4.0	2.7	0.7	.857	.000	.000

- Freshman big man with 7-foot-5 wingspan, originally from Democratic Republic of the Congo
- Has 12 points, 8 rebounds and 2 blocks in 26 minutes played over first 3 collegiate games
- Grew up in South Africa, emigrated to United States in 2014
- Late addition to 2018 signing class, ranked No. 243 overall by 247Sports
- Averaged 14.0 points, 10.0 rebounds and 1.5 blocks as senior at Mountain Mission School in Grundy, Va.



Darius Allen

G • 6-4 • 205 • Jr. • Melbourne, Fla.

	MIN	PTS	REB	AST	FG%	3FG%	FT%
SEA	20.3	4.3	2.7	1.0	.263	.154	.200
B12	—	—	—	—	—	—	—
CAR	20.3	4.3	2.7	1.0	.263	.154	.200

- JuCo transfer guard, played previous two seasons at Palm Beach State in Palm Beach Gardens, Fla.
- Scored in double-figures in 34 in 59 career JuCo games played, including seven games of 20+ points
- Averaged 14.5 points, 4.5 rebounds and 2.0 steals per game as sophomore in 2017-18
- Recorded 4 double-doubles at Palm Beach State, averaging 25.5 points and 10.3 rebounds in those 4 games
- Dunked so hard in a game at Florida Air Academy that lights went out in gym at City of Palms Classic




Devonte Bando

G • 6-3 • 195 • Jr. • Brampton, Ontario

	MIN	PTS	REB	AST	FG%	3FG%	FT%
SEA	33.7	17.0	3.0	2.0	.586	.467	1.000
B12	—	—	—	—	—	—	—
CAR	33.7	17.0	3.0	2.0	.586	.467	1.000

- Canadian JuCo transfer guard, played previous two seasons at Hutchinson (Kan.) Community College
- Made first BU start vs. Southern (11/10), posted game-highs in pts (25), rebs (6), stls (3) and mins (34)
- Scored 1,072 points over 72 games during JuCo career, averaging 14.9 points in 27.1 minutes per game
- Finished JuCo career with streak of 21 straight double-figure games, averaging 19.0 ppg during streak
- Started 35 games as sophomore at Hutch, averaging 16.6 points, 5.8 rebounds and 2.9 assists



King McClure

G • 6-3 • 215 • Sr. • Dallas, Texas

	MIN	PTS	REB	AST	FG%	3FG%	FT%
SEA	30.3	15.3	5.3	4.7	.543	.533	.000
B12	—	—	—	—	—	—	—
CAR	17.6	6.2	1.7	1.2	.427	.370	.734

- Strong, physical senior guard, has played in 103 career games at Baylor (37 starts)
- Had 21 pts vs. PVAMU & 23 vs. TXSO – 20+ points in 2 of 3 this season (1 of 100 over first 3 yrs)
- Switched from No. 22 to No. 3 prior to senior season to honor teammate Jake Lindsey
- Told basketball career was over due to Hypertrophic Cardiomyopathy (HCM) diagnosis in June 2015; had Implantable Cardioverter Defibrillator (ICD) surgically implanted as precaution, cleared in Oct. 2015.



Mario Kegler

G/F • 6-7 • 230 • RSo. • Jackson, Miss.

	MIN	PTS	REB	AST	FG%	3FG%	FT%
SEA	—	—	—	—	—	—	—
B12	—	—	—	—	—	—	—
*CAR	28.2	9.7	5.5	1.2	.421	.345	.659

*Kegler's career stats include one season at Mississippi State

- Long, athletic wing, sat out 2017-18 season after transferring following freshman year Mississippi State
- Started 31 games as true freshman at Mississippi State in 2016-17, averaging 9.7 ppg and 5.5 rpg
- Started all 18 games in SEC play, averaging 10.8 ppg, 5.6 rpg and 1.6 apg in 29.2 minutes
- Scored in double-figures in 16 of 32 games at MSU, career-highs of 17 points and 9 boards at Tennessee
- Sank multiple 3FGs in 13 games, including 5-game stretch with combined 13-of-22 from downtown




Makai Mason

G • 6-1 • 185 • R Sr. • Greenfield, Mass.

	MIN	PTS	REB	AST	FG%	3FG%	FT%
SEA	—	—	—	—	—	—	—
B12	—	—	—	—	—	—	—
CAR	25.7	11.0	2.5	2.7	.433	.361	.770

*Mason's career stats include three seasons at Yale

- First graduate transfer in program history, joined Bears after graduating from Yale in May 2018
- Played 61 games over first two seasons at Yale, limited to just 1 game over final two seasons by injuries
- Three-time Ivy League Player of the Week and 2016 first-team All-Ivy selection
- Started all 30 games and averaged 16.0 points and 3.8 assists in 32.7 minutes per game in 2015-16
- Scored career-high 31 points in 2016 NCAA Tournament first round win over Baylor




Mark Vital

G/F • 6-5 • 230 • RSo. • Lake Charles, La.

	MIN	PTS	REB	AST	FG%	3FG%	FT%
SEA	28.3	5.7	6.0	3.0	.263	.333	.357
B12	—	—	—	—	—	—	—
CAR	24.2	6.6	5.6	2.2	.460	.188	.486

- High-flying redshirt sophomore guard/forward from Lake Charles, La., sat out 2016-17 season
- Has seen at least 20 minutes of action in 29 of 36 games, including each of last 17 games played
- Played 33 games as redshirt freshman, came off bench in first 11 games, then started 18 of final 22
- Ranked 14th in Big 12 Conference and 3rd among freshmen with 5.6 rebounds per game in 2017-18
- Nicknamed "Baby Rico" after former Baylor All-American forward and fellow Louisianan Rico Gathers




Jared Butler

G • 6-3 • 185 • Fr. • Reserve, La.

	MIN	PTS	REB	AST	FG%	3FG%	FT%
SEA	24.0	11.0	2.0	2.3	.478	.417	.750
B12	—	—	—	—	—	—	—
CAR	24.0	11.0	2.0	2.3	.478	.417	.750

- Consensus top-100 national recruit, ranked as high as No. 75 nationally in 2018 recruiting class
- 22 points on 7-of-10 FGs vs. PVAMU (11/12) – first BU true FR with 20+ since Isaac Austin (2/27/13)
- Originally enrolled at Alabama in summer 2018, but transferred to Baylor in August
- 2-time All-State selection at Riverside, helped team win 3 state titles, including first as 8th grader in 2014
- From same hometown as former Baylor stars Tweety Carter and Rico Gathers



Jackson Moffatt

G/F • 6-6 • 210 • Fr. • Magnolia, Texas

	MIN	PTS	REB	AST	FG%	3FG%	FT%
SEA	—	—	—	—	—	—	—
B12	—	—	—	—	—	—	—
CAR	—	—	—	—	—	—	—

- Freshman walk-on wing from Magnolia High School, remains eligible to redshirt this season
- Scored 2,066 points during prep career, becoming Magnolia's all-time leading scorer
- Named 2018 District 20-5A Offensive MVP after averaging 25.5 points and 8.0 rebounds
- 3-time first-team All-District 20-5A honoree and 2-time TABC All-Region selection
- Holds MHS record for single-game scoring with 45-point game




Obim Okeke (OH-bihm OH-kay-kay)

G • 6-0 • 225 • Jr. • Las Vegas, Nev.

	MIN	PTS	REB	AST	FG%	3FG%	FT%
SEA	2.0	0.0	0.0	0.0	.000	.000	.000
B12	—	—	—	—	—	—	—
CAR	2.8	0.3	0.2	0.3	.111	.125	.000

- Junior walk-on guard, played 3 seasons on BU football team, switched to MBB after 2017 FB season
- Came off bench for 2 minutes of action in each of first 2 games this season
- Saw action in 7 games during 2017-18 basketball season, posting 3 points and 3 assists in 21 minutes
- Played in 5 football games over 2016-17 seasons as running back and kick returner
- Won 5 state titles at Bishop Gorman HS, 3 in basketball and 2 in football



Matthew Mayer (MYE-er)

G/F • 6-9 • 200 • Fr. • Austin, Texas

	MIN	PTS	REB	AST	FG%	3FG%	FT%
SEA	12.0	5.3	3.3	1.0	.238	.167	.714
B12	—	—	—	—	—	—	—
CAR	12.0	5.3	3.3	1.0	.238	.167	.714

- Freshman wing with length and ability to create his own shot off the dribble
- Posted 12 points, 2 rebounds and 2 assists in 16 minutes off bench vs. Southern (11/12/18)
- 4-star recruit from Austin's Westlake High School, ranked among top-100 recruits nationally in 2018 class
- Helped Westlake to 36-4 record in 2017-18, playing with Xavier's Keonte Kennedy and Texas' Brock Cunningham
- Committed to Baylor in June 2017, more than a year prior to enrolling at BU




Tristan Clark

F • 6-9 • 240 • So. • San Antonio, Texas

	MIN	PTS	REB	BLK	FG%	3FG%	FT%
SEA	22.7	15.0	5.3	3.0	.857	1.000	.800
B12	—	—	—	—	—	—	—
CAR	20.1	7.5	4.6	1.1	.638	.375	.677

- Strong, skilled sophomore power forward; consensus four-star recruit out of San Antonio's Wagner HS
- Had career-highs with 17 points, 5 blocks and 4 assists in 27 minutes vs. PVAMU (11/12/18)
- 30 starts last season were 3rd-most by a true freshman in program history
- Current .638 FG% (111-174) would rank 2nd in BU history if he met 200 FGM min. (Josh Lomers .663)
- Scored in double-figures 10 times during freshman season and in all 3 games this season



Freddie Gillespie

F • 6-8 • 240 • R Jr. • St. Paul, Minn.

	MIN	PTS	REB	BLK	FG%	3FG%	FT%
SEA	18.7	2.3	5.0	0.7	.500	.000	.333
B12	—	—	—	—	—	—	—
CAR	18.7	2.3	5.0	0.7	.500	.000	.333

- Former walk-on forward, sat out 2017-18 after transferring from D3 Carleton College in Northfield, Minn.
- Made first start at BU and grabbed 6 rebounds in 22 minutes vs. Southern (11/10)
- Played only 16 minutes during 2015-16 freshman season at Carleton, totaling 4 pts, 7 rebs and 2 blocks
- Developed into 2nd-team All-MIAC and All-MIAC Defensive Team selection as sophomore in 2016-17
- Averaged 10.0 points, 8.3 rebounds and 23.6 blocks in 22.8 minutes per game during sophomore season

Head Coach: Scott Drew Associate Head Coach: Jerome Tang Assistant Coaches: Alvin Brooks III, John Jakus
Director of Video Operations: Ty Beard Associate Director of Operations & Recruiting: Aditya Malhotra Athletic Trainer: David Chandler
Special Assistant & Director of Player Personnel: Jared Nuness Director of Basketball Operations: Bill Peterson Strength Coach: Charlie Melton