

BAYLOR

BASKETBALL GAME NOTES



Follow Baylor Basketball on Twitter, Instagram and Facebook: @BaylorMBB

GAME 3

NR/NR **BAYLOR** (1-1) vs. NR/NR **PRAIRIE VIEW A&M** (1-0)



Nov. 12, 2018 • 7:05 p.m. CT • Watch: FSSW-Alternate & Fox Sports App • Listen: ESPN Central Texas & TuneIn App
Waco, Texas • Ferrell Center (10,284) • Social Media: @BaylorMBB | #SicPV | #1TGF

MEDIA INFORMATION

TV: FSSW-Alternate & Fox Sports App

Talent: John Morris (pxp), Jim Haller (analyst)

BU Radio: Baylor-IMG College / ESPN Central Texas

Talent: Dave Rosselli (pxp), Pat Nunley (analyst)

Social Media: @BaylorMBB | #SicPV | #1TGF

All-Time Series Baylor leads 14-0

Waco Baylor leads 14-0

Houston Never met

Neutral Never met

Drew Era Baylor leads 8-0

First Meeting 11/27/84 – BU 99-77 (Waco)

Last Meeting 12/2/15 – BU 80-41 (Waco)

2018-19 SCHEDULE & RESULTS

| DATE | BU | OPP | OPPONENT | TV | TIME |
|--------|----|-----|--|-----------|-------------|
| N6 | — | — | TEXAS SOUTHERN | FSSW-Alt. | L, 69-72 |
| N10 | — | — | SOUTHERN ¹ | FSSW | W, 80-53 |
| N12 | — | — | PRAIRIE VIEW A&M | FSSW-Alt. | 7 p.m. |
| N16 | — | — | NICHOLLS STATE ¹ | FSSW | 11 a.m. |
| N23 | — | — | vs. Ole Miss ² | CBSSN | 8:30 p.m. |
| N24 | — | — | vs. Cincinnati/George Mason ² | CBSSN | 6/8:30 p.m. |
| N27 | — | — | SOUTH DAKOTA | FSSW+ | 7 p.m. |
| D1 | — | — | at Wichita State | CBSSN | 7 p.m. |
| D15 | — | — | at Arizona | ESPN2 | 10 p.m. |
| D18 | — | — | STEPHEN F. AUSTIN | FSSW-Alt. | 7:30 p.m. |
| D21 | — | — | OREGON | ESPN2 | 6 p.m. |
| D29 | — | — | NEW ORLEANS | FSSW+ | 5 p.m. |
| J5 | — | — | • at TCU | ESPNU | 3 p.m. |
| J8 | — | — | • IOWA STATE | ESPNEWS | 6 p.m. |
| J12 | — | — | • KANSAS | ESPN/2 | 3 p.m. |
| J14 | — | — | • at Oklahoma State | ESPN/2 | 8 p.m. |
| J19 | — | — | • TEXAS TECH | ESPN/2/U | 5 p.m. |
| J21 | — | — | • at West Virginia | ESPN/2/U | 8 p.m. |
| J26 | — | — | • ALABAMA ³ | ESPN/2/U | 11 a.m. |
| J28 | — | — | • at Oklahoma | ESPN/2/U | 8 p.m. |
| F2 | — | — | • TCU | ESPN/2/U | 7 p.m. |
| F6 | — | — | • at Texas | LHN | TBD |
| F9 | — | — | • KANSAS STATE | ESPN/2 | 5 p.m. |
| F11 | — | — | • OKLAHOMA | ESPN/2 | 8 p.m. |
| F16 | — | — | • at Texas Tech | ESPN/2/U | 1 p.m. |
| F19 | — | — | • at Iowa State | ESPN/2/U | 8 p.m. |
| F23 | — | — | • WEST VIRGINIA | ESPN/2/U | 1 p.m. |
| F27 | — | — | • TEXAS | ESPN/2/U | 8 p.m. |
| M2 | — | — | • at Kansas State | ESPN/2/U | 7 p.m. |
| M6 | — | — | • OKLAHOMA STATE | ESPN/2/U | 8 p.m. |
| M9 | — | — | • at Kansas | ESPN/2 | 1 p.m. |
| M13-16 | — | — | Big 12 Championship ⁴ | TBD | TBD |

SCHEDULE KEY

1 – Emerald Coast Classic (Waco, Texas); 2 – Emerald Coast Classic

(Niceville, Fla.); 3 – SEC/Big 12 Challenge (Waco, Texas);

4 – Big 12 Championship (Sprint Center; Kansas City, Mo.)

Rankings: AP/Coaches; All times Central

BAYLOR ATHLETICS COMMUNICATIONS

DAVID KAYE

Assistant AD

254-709-5147 • David_Kaye@baylor.edu

STORY LINES

- Baylor plays its second game in a 3-day span when it hosts Prairie View A&M at 7 p.m. CT Monday.
- The game will be televised on FSSW-Alternate (satellite & UVerse) and Fox Sports Go (cable).
- Head coach **Scott Drew** is in his 16th season in Waco and is the BU's all-time wins leader (297-196).
- Baylor and PVAMU meet for the 15th time, and BU is 14-0 in the all-time series with every game decided by at least 13 points. Baylor averages a +30.7 margin of victory vs. Prairie View.
- The teams last met on Dec. 2, 2015, an 80-41 Baylor win. **King McClure** had 5 points in 17 minutes.
- Baylor defeated Southern 80-53 on Saturday, led by 25 points from **Bandoo** and only 9 team turnovers.
- The Bears trailed SU 35-34 with 15:30 remaining, then went on a 16-0 run and finished on a 46-18 run.
- After trailing 35-34, BU's next 31 points were scored by newcomers (Bandoo-13, Butler-9, Allen-5, Mayer-4).
- Baylor has held its opponents to 27 or fewer points in 3 of 4 halves this season.
- BU has won all 4 specialty stats in both games this season (pts. in paint, off turnovers, 2nd chance and bench).
- Baylor is looking to start 2-1 or better thru its first 3 games for the 13th consecutive season.
- Baylor returns 3 letterwinners from last year's team, the nation's fewest among Power-5 teams.
- **McClure** is the lone returning senior, while **Tristan Clark** and **Mark Vital** are back as sophomores.
- BU adds 9 newcomers for 2018-19, including 5 transfers (two Division I, two JuCo, one Division III).
- **Makai Mason** is the first grad transfer in program history after graduating from Yale in May.
- **Mario Kegler** (Mississippi State) and **Freddie Gillespie** (Carleton) are eligible after sitting out 2017-18.
- **Darius Allen** (Palm Beach State) and **Devonte Bandoo** (Hutchinson) joined the Bears as JuCo transfers.
- BU also adds prep players **Jared Butler**, **Matthew Mayer**, **Flo Thamba** and **Jackson Moffatt**.
- BU has used 7 different starters in its first 2 games, including 4 players making their first DI starts.
- BU has played its first 2 games without 2 projected starters — **Mason** (injury) and **Kegler** (suspension).
- The Bears were picked 9th in the Big 12 Preseason Coaches Poll, the lowest since 2009-10 (10th).
- Baylor is 1 of 16 teams nationally to appear in every postseason since 2012 (5 NCAAAs, 2 NITs).
- Baylor is 53-3 in its last 56 non-conference home games dating back to Dec. 12, 2012.
- Baylor is 37-1 in regular-season non-conference games against unranked teams since December 2014.
- Baylor is 27-4 in home games against unranked opponents since 2016-17.
- Baylor is 118-15 in non-conference home games in the **Drew era**, including 92-7 since 2007-08.
- Baylor is 27-6 in games against non-Big 12 teams since 2016-17.
- Baylor is 16-1 when leading at halftime since the start of the 2017-18 season (1-1 this season).
- Drew is coaching his 494th game at Baylor (297-196). His .602 winning percentage is best in BU history among coaches with 40+ games, and his teams have a .674 winning percentage since 2007-08 (263-127).
- BU is 69-16 since 2015-16 when leading at any point in the 2nd half of a game (19-6 last year).
- Baylor is 55-13 against in-state opponents since the start of the 2011-12 season.
- Baylor has posted a combined 138-30 record in November and December games during the Drew era, including a 56-8 mark in November and December games since 2013.

TEAM INFORMATION

BAYLOR (1-1; 19-15, 8-10 Big 12 in 2017-18)

| | |
|---------------|---------------------------|
| Ranking | NR – AP, NR – Coaches |
| Head Coach | Scott Drew (Butler, 1993) |
| Career Record | 317-207 (16th season) |
| BU Record | 297-196 (15th season) |
| vs. PVAMU | 8-0 |

PVAMU (1-0; 16-18, 12-6 SWAC in 2017-18)

| | |
|---------------|-----------------------------|
| Ranking | NR – AP, NR – Coaches |
| Head Coach | Byron Smith (Houston, 1991) |
| Career Record | 36-44 (4th season) |
| PVAMU Record | 36-44 (4th season) |
| vs. Baylor | 0-0 |

SID Duane Lewis — dclewis@pvamu.edu

LAST GAME STARTERS

| # | P | NAME | YR | PPG | RPG | APG | MPG |
|----|---|-------------------|------|------|-----|------|------|
| 2 | G | Devonte Bandoo | Jr. | 17.5 | 4.0 | 2.0 | 32.0 |
| 25 | F | Tristan Clark | So. | 14.0 | 4.5 | 2.0* | 20.5 |
| 3 | G | King McClure | Sr. | 12.5 | 4.0 | 6.0 | 30.5 |
| 11 | F | Mark Vital | RSO. | 6.5 | 7.5 | 2.5 | 27.5 |
| 33 | F | Freddie Gillespie | RJr. | 3.5 | 6.5 | 0.0 | 20.0 |

| # | P | NAME | YR | PPG | RPG | APG | MPG |
|----|---|------------------|------|------|-----|-----|------|
| 3 | G | Gary Blackston | Sr. | 30.0 | 8.0 | 2.0 | 35.0 |
| 1 | G | Taishaun Johnson | Sr. | 14.0 | 4.0 | 6.0 | 35.0 |
| 15 | G | Gerard Andrus | Jr. | 14.0 | 7.0 | 2.0 | 25.0 |
| 11 | G | Dennis Jones | RSr. | 8.0 | 2.0 | 2.0 | 26.0 |
| 13 | F | Iwain Ellis | Sr. | 0.0 | 3.0 | 0.0 | 15.0 |

* - Blocks per game

PRONUNCIATIONS

| | |
|---------------|--------------------|
| John JAKUS | JAYK-us |
| Matthew MAYER | MYE-er |
| OBIM OKEKE | OH-bihm oh-KAY-kay |
| MACIO Teague | may-SEE-oh |
| Mark VITAL | VYE-tuhl |

PARTICIPATION

CONSECUTIVE STARTS

| | |
|---|-------------------|
| 4 | Mark Vital |
| 2 | Tristan Clark |
| 2 | King McClure |
| 1 | Devonte Bando |
| 1 | Freddie Gillespie |

CONSECUTIVE GAMES PLAYED

| | |
|----|--|
| 51 | King McClure |
| 27 | Mark Vital |
| 2 | Darius Allen, Devonte Bando, Jared Butler, Tristan Clark, Freddie Gillespie, Matthew Mayer, Obim Okeke, Flo Thamba |

CAREER STARTS

| | |
|----|--|
| 66 | MaCio Teague (66 at UNC Asheville) |
| 36 | King McClure |
| 32 | Tristan Clark |
| 31 | Mario Kegler (31 at Mississippi State) |
| 30 | Makai Mason (30 at Yale) |
| 24 | Freddie Gillespie (23 at Carleton) |
| 20 | Mark Vital |
| 18 | Jake Lindsey |
| 1 | Darius Allen |
| 1 | Devonte Bando |
| 1 | Jared Butler |

CAREER GAMES PLAYED (NCAA)

| | |
|-----|--|
| 103 | Jake Lindsey |
| 102 | King McClure |
| 67 | MaCio Teague (67 at UNC Asheville) |
| 62 | Makai Mason (62 at Yale) |
| 35 | Tristan Clark |
| 35 | Mark Vital |
| 34 | Davion Mitchell (34 at Auburn) |
| 33 | Freddie Gillespie (31 at Carleton) |
| 32 | Mario Kegler (32 at Mississippi State) |
| 9 | Obim Okeke |
| 2 | Darius Allen, Devonte Bando, Jared Butler, Matthew Mayer, Flo Thamba |

BAYLOR IN THE RANKINGS

| WEEK | W/L | AP | COACHES |
|-----------|-----|----|---------|
| Preseason | 0-0 | NR | NR |
| Nov. 12 | 1-1 | | |

QUICK HITS

- Baylor is one of nine teams to be nationally ranked in each of the last 11 seasons dating back to 2007-08 – Baylor, Duke, Gonzaga, Kansas, Kentucky, Louisville, Michigan State, Notre Dame and North Carolina.
- BU is 103-86 in Big 12 play in 11 seasons since 2008 after going 45-131 in the league’s first 11 seasons.
- BU is 38-67 against AP-ranked teams since 2007-08 after going 0-27 in Drew’s first 4 rebuilding seasons.
- Baylor has defeated 6 top-10 teams in the last two seasons entering 2018-19.
- Baylor is 11-21 against AP Top 10 teams since March 2012. BU started the Drew era 1-26 vs. top-10.
- Baylor has won 89% of its games when leading at the half since 2011-12 (134-17).
- BU has recorded double-digit non-conference wins in 11 of the last 12 seasons (all except 2012-13).
- Baylor is 172-80 over the last 7 seasons, averaging 24.4 wins per season since 2012.
- Baylor’s 172 wins since 2011-12 are second-most in the Big 12 behind only Kansas (211).
- Baylor is 263-127 since 2007-08, the first year Drew’s staff had a full allotment of scholarships.
- Baylor has the nation’s 11th-longest active streak with at least one 3-point FG made in 871 straight games.
- Baylor has won 5 tournament titles under **Drew**, including each of the last 2 seasons (2007 Paradise Jam, 2011 Las Vegas Classic, 2013 NIT, 2016 Battle 4 Atlantis and 2017 Hall of Fame Classic).

PROGRAM HIGHLIGHTS

- Drew is in his 15th season at Baylor and is the school’s all-time wins leader (297).
- Baylor is one of nine teams to be nationally ranked in each of the last 11 seasons dating back to 2007-08 – Baylor, Duke, Gonzaga, Kansas, Kentucky, Louisville, Michigan State, Notre Dame and North Carolina.
- Baylor has had a nation-leading four players selected in the NBA Draft since 2010 who weren’t ranked in the ESPN100 out of high school – Quincy Acy, Ekpe Udoh, Pierre Jackson and Taurean Prince.
- Six Baylor players have been selected in the last six NBA Drafts, 10th-most nationally.
- In Drew’s first 15 seasons at Baylor, 38 players have gone on to professional careers.
- Drew (48) is the youngest of 11 coaches to take his current program to four Sweet 16s since 2010.
- The Bears have advanced to postseason play in a school-record seven straight seasons (5 NCAA, 2 NIT).
- BU is 18-3 in regular-season tournaments since 2013-14, including 4-0 in the 2017 Hall of Fame Classic.
- Drew has won 20+ games in nine of the last 11 years – the Bears had 3 seasons of 20+ wins prior to his arrival.

DREW ERA HIGHLIGHTS

- Drew is coaching his 494th game at Baylor (297-196). His .602 winning percentage is best in BU history among coaches with 40+ games, and he’s the program’s all-time wins leader.
- Baylor has a .674 winning percentage (263-127) since Drew’s first year with no scholarship restrictions in 2007-08 and a .683 winning percentage (172-80) over the last 7 seasons since 2011-12.
- In Drew’s 15 seasons as Baylor head coach, BU has been ranked in 211 of 493 games. Prior to Drew, BU was ranked in 2 of 2,197 games over 97 seasons. In 10 seasons since 2008-09, BU has been ranked in 208 of 358 games.
- BU has graduated 91 percent of its scholarship seniors since Drew took over in 2003 (30 of 33).
- In Drew’s first 15 seasons at Baylor, 38 players have gone on to professional careers.

2018-19 BAYLOR BASKETBALL ROSTER

| NO. | NAME | POS | HT | WT | CL.-EXP. | HOMETOWN/PREVIOUS SCHOOL |
|-----|-------------------|-----|------|-----|----------|--|
| 0 | Flo Thamba | F | 6-10 | 245 | Fr.-HS | Kinshasa, Democratic Republic of Congo/Mountain Mission School [Va.] |
| 1 | Darius Allen | G | 6-4 | 205 | Jr.-JC | Melbourne, Fla./Chaminade-Madonna Prep (Palm Beach [Fla.] State) |
| 2 | Devonte Bando | G | 6-3 | 195 | Jr.-JC | Brampton, Ont./Faith Baptist HS (Hutchinson [Kan.] CC) |
| 3 | King McClure | G | 6-3 | 215 | Sr.-3L | Dallas, Texas/Triple A Academy |
| 4 | Mario Kegler | G/F | 6-7 | 230 | RSo.-SQ | Jackson, Miss./Oak Hill Academy (Mississippi State) |
| 5 | MaCio Teague | G | 6-3 | 190 | Jr.-TR | Cincinnati, Ohio/Walnut Hills HS (UNC Asheville) |
| 10 | Makai Mason | G | 6-1 | 185 | RSo.-TR | Greenfield, Mass./Hotchkiss School (Yale) |
| 11 | Mark Vital | G/F | 6-5 | 230 | RSo.-1L | Lake Charles, La./Advanced Prep International |
| 12 | Jared Butler | G | 6-3 | 185 | Fr.-HS | Reserve, La./Riverside Academy |
| 13 | Jackson Moffatt | G/F | 6-6 | 210 | Fr.-HS | Magnolia, Texas/Magnolia HS |
| 15 | Obim Okeke | G | 6-0 | 225 | Jr.-SQ | Las Vegas, Nev./Bishop Gorman HS |
| 22 | Jake Lindsey | G | 6-5 | 200 | Sr.-3L | Houston, Texas/Olympus HS [Utah] |
| 24 | Matthew Mayer | G/F | 6-9 | 200 | Fr.-HS | Austin, Texas/Westlake HS |
| 25 | Tristan Clark | F | 6-9 | 240 | So.-1L | San Antonio, Texas/Wagner HS |
| 33 | Freddie Gillespie | F | 6-8 | 240 | RJr.-SQ | St. Paul, Minn./East Ridge HS (Carleton) |
| 45 | Davion Mitchell | G | 6-1 | 200 | So.-TR | Hinesville, Ga./Liberty County HS (Auburn) |

^ - sat out 2016-17 as redshirt * - sat out 2017-18 as redshirt # - will sit out 2018-19 to satisfy NCAA transfer rules

COACHING & SUPPORT STAFF

Head Coach: Scott Drew (Butler, 1993), 17th season overall, 16th season at Baylor
Associate Head Coach: Jerome Tang (Charter Oak State, 2007), 16th season
Assistant Coaches: Alvin Brooks III (Idaho State, 2002), 3rd season; John Jakus (Trinity International, 1999), 2nd season
Special Assistant & Director of Player Development: Jared Nuness (Valparaiso, 2001), 9th season
Director of Operations: Bill Peterson (Eckerd, 1979), 2nd season
Associate Director of Operations & Recruiting: Aditya Malhotra (Baylor, 2006), 6th season
Director of Video Operations: Ty Beard (Baylor, 2009), 2nd season

SERIES HISTORY

- Monday is the 15th series meeting between Baylor and Prairie View A&M, and BU is 14-0 in the series.
- All 14 previous series meetings have been played in Waco and have been decided by at least 13 points.
- The Bears have averaged a +30.7 margin of victory in 14 previous games against Prairie View A&M.
- BU is facing Prairie View A&M for the first time since Dec. 2, 2015 – an 80-41 Baylor win.
- Baylor has faced PVAMU 8 times during the Drew era, with BU winning each by game at least 15 points.
- King McClure** is the only active Baylor player with previous experience against PVAMU – he had 5 points in 17 minutes off the bench when the teams met on Dec. 2, 2015.

A WIN WOULD ...

- Move Drew within 2 victories of becoming the first coach in program history to reach the 300-win mark at BU.
- Improve Baylor to 15-0 all-time against Prairie View A&M and 58-1 against SWAC opponents.
- Improve Baylor to 54-3 in its last 57 non-conference home games dating back to Dec. 12, 2013.
- Make Baylor 28-4 in home games against unranked teams since 2016-17.
- Improve Baylor to 119-15 in non-conference home games in the Drew era, including 93-7 since 2007-08.
- Make Baylor 28-6 in games against non-Big 12 teams since 2016-17.
- Make Baylor 139-30 in November/December games under Drew, including 69-13 in November games.
- Improve Baylor's record to 70-36 during **King McClure's** four-year career.

NEWCOMERS LEAD BEARS PAST SOUTHERN

- Baylor notched its first win of the season with an 80-53 victory over Southern on Nov. 12.
- The Bears had a 31-27 halftime lead, but Southern went on an 8-3 run to take a 35-34 lead with 15:30 left.
- Baylor then ran off 16 consecutive points to spark a game-ending 46-18 run.
- From the time the Bears trailed 35-34, BU's next 31 points were scored by newcomers – **Devonte Bando** (13), **Jared Butler** (9), **Darius Allen** (5) and **Matthew Mayer** (4).
- Bando** finished with a game-high 25 points, while **Tristan Clark** had a career-high 17 points in just 22 minutes.

IMPRESSIVE NON-CONFERENCE NUMBERS AT HOME

- Baylor is 53-3 in its last 56 non-conference home games dating back to Dec. 12, 2012.
- Baylor is 27-4 in home games against unranked opponents since 2016-17 (losses vs. K-State (2), Miss. St, Texas So.).
- Baylor is 118-15 in non-conference home games in the **Drew era**, including 92-7 since 2007-08.
- Baylor is 27-6 in games against non-Big 12 teams since 2016-17 – losses in the 2017 Sweet 16 vs. South Carolina, at No. 21 Xavier, vs. No. 8 Wichita State, at No. 20 Florida, vs. Mississippi State and vs. Texas So.

PICKED 9TH IN BIG 12 PRESEASON COACHES POLL

- Baylor was picked ninth in the 2019 Big 12 Preseason Coaches Poll.
- BU received 20 points, one point back of Oklahoma in 8th and 10 points ahead of 10th place Oklahoma State.
- Baylor's 9th-place projection is the lowest the Bears have been picked since 2009-10, when BU was tabbed 10th, won 28 games and tied for second place in the league before advancing to the NCAA Tournament Elite Eight.

SEVEN CONSECUTIVE POSTSEASON BERTHS

- Baylor is on a school-record streak of seven consecutive postseason berths, matching the total number of postseason berths in the program's 97 seasons prior to the **Scott Drew** era.
- Baylor is 1 of 16 teams to appear in every postseason since 2012, joining Arizona, BYU, Cincinnati, Duke, Gonzaga, Iowa, Kansas, Kentucky, Michigan State, New Mexico State, North Carolina, Oregon, Saint Mary's, Virginia and Wichita State.
- The Bears earned NCAA Tournament bids in 2012, 2014, 2015, 2016 and 2017 and NIT bids in 2013 and 2018.
- Baylor has made postseason appearances in 10 of 11 seasons since 2008. Prior to that, Baylor's only postseason berths were in 1946 (NCAA), 1948 (NCAA), 1950 (NCAA), 1987 (NIT), 1988 (NCAA), 1990 (NIT) and 2001 (NIT).
- Baylor is 20-9 in postseason national tournaments during the Drew era after going 3-9 prior to Drew's arrival.

PROTECTING HALFTIME LEADS

- Baylor went 15-0 last season when leading at halftime and is 19-1 in its last 20 games when leading at the half.
- Baylor has won 89% of its games (134-17) when leading at the half since 2011-12 (1-1 in 2018-19, 15-0 in 2017-18, 18-3 in 2016-17, 18-2 in 2015-16, 21-7 in 2014-15, 18-2 in 2013-14, 17-1 in 2012-13 and 26-1 in 2011-12).
- BU has won 38% of games in which its been tied or trailing at the half since 2011-12, going 38-63 in those.
- BU has led at halftime in 151 of 252 games over the last eight seasons, and BU is 172-80 since 2011-12.

SECOND-MOST WINS AMONG BIG 12 TEAMS SINCE 2011-12

- Baylor's 172-80 record since 2011-12 trails only Kansas (211-50) among Big 12 teams (thru 11/11/18).
- Iowa State (162-81) is 3rd, West Virginia (154-89) is 4th, Kansas State (148-91) is 5th, Oklahoma (142-91) is 6th, Texas (132-107) is 7th, Oklahoma State (131-103) is 8th, TCU (115-121) is 9th and Texas Tech (112-117) is 10th.
- Baylor has averaged 24.4 wins per season over six seasons since 2011-12.



SCOTT DREW
HEAD COACH
15TH SEASON

THE DREW FILE

PERSONAL

Birthdate: Oct. 23, 1970
Birthplace: Kansas City, Mo.
Family: Wife, Kelly; daughter Mackenzie, sons Peyton and Brody

EDUCATION

College: Butler, 1993; Valparaiso, 1994 (Master's)

COACHING EXPERIENCE

1993-01 Valparaiso (assistant coach)
2001-02 Valparaiso (associate head coach)
2002-03 Valparaiso (head coach)
2003-pres. Baylor (head coach)

THE DREW WORKSHEET

| YEAR | SCHOOL | OVERALL | CONF. |
|---------------|---------------------|----------------|----------------|
| 2002-03 | Valparaiso | 20-11 | 12-2 |
| 2003-04 | Baylor | 8-21 | 3-13 |
| 2004-05 | Baylor | 9-19 | 1-15 |
| 2005-06† | Baylor | 4-13 | 4-12 |
| 2006-07 | Baylor | 15-16 | 4-12 |
| 2007-08 | Baylor ¹ | 21-11 | 9-7 |
| 2008-09 | Baylor ² | 24-15 | 5-11 |
| 2009-10 | Baylor ¹ | 28-8 | 11-5 |
| 2010-11 | Baylor | 18-13 | 7-9 |
| 2011-12 | Baylor ¹ | 30-8 | 12-6 |
| 2012-13* | Baylor ² | 23-14 | 9-9 |
| 2013-14 | Baylor ¹ | 26-12 | 9-9 |
| 2014-15 | Baylor ¹ | 24-10 | 11-7 |
| 2015-16 | Baylor ¹ | 22-12 | 10-8 |
| 2016-17 | Baylor ¹ | 27-8 | 12-6 |
| 2017-18 | Baylor ² | 19-15 | 8-10 |
| 2018-19 | Baylor | 1-1 | 0-0 |
| TOTAL | 16th season | 317-207 | 125-141 |
| BAYLOR | 15th season | 297-196 | 113-139 |

† Baylor played no non-conference schedule due to NCAA sanctions.
* Two of Baylor's wins were credited to interim head coach Jerome Tang.
¹ NCAA Tournament Appearances | ² NIT Appearances

DREW VS. 2018-19 OPPONENTS

| OPPONENT | CAREER |
|-------------------------|----------------|
| Alabama | 0-1 |
| Arizona | 0-0 |
| Iowa State | 12-12 |
| Kansas | 4-22 |
| Kansas State | 11-14 |
| New Orleans | 0-0 |
| Nicholls State | 0-0 |
| Oklahoma | 10-22 |
| Oklahoma State | 16-15 |
| Ole Miss | 1-0 |
| Oregon | 1-1 |
| Prairie View A&M | 8-0 |
| South Dakota | 0-0 |
| Southern | 9-0 |
| Stephen F. Austin | 2-1 |
| Texas | 15-20 |
| TCU | 11-2 |
| Texas Southern | 8-1 |
| Texas Tech | 17-12 |
| West Virginia | 8-7 |
| Wichita State | 1-1 |
| CAREER W-L TOTAL | 317-207 |

MISCELLANEOUS STATISTICS

| | |
|----------------------------------|-----------------------------------|
| Current Streak..... | Won 1 |
| Current Home Streak..... | Won 1 |
| Current Road/Neutral Streak..... | Lost 3 |
| Last Win..... | Nov. 10 vs. Southern (80-53) |
| Last Home Win..... | Nov. 10 vs. Southern (80-53) |
| Last Away Win..... | Feb. 12 at Texas (74-73, 2ot) |
| Last Loss..... | Nov. 6 vs. Texas Southern (69-72) |
| Last Home Loss..... | Nov. 6 vs. Texas Southern (69-72) |
| Last Away Loss..... | March 9 vs. No. 18 WVU (65-78) |

2018-19 RECORD BY STARTING LINEUP

| | |
|--|-----|
| McClure (g), Bando (g), Vital (g), Clark (f), Gillespie (f)..... | 1-0 |
| Butler (g), McClure (g), Allen (g), Vital (f), Clark (f)..... | 0-1 |

RECORD WHEN...

| | 2018-19 | | DREW |
|------------------------------------|---------|-----|---------|
| | ALL | B12 | ERA |
| Leading or tied at halftime | 1-1 | 0-0 | 239-44 |
| Trailing at halftime | 0-0 | 0-0 | 60-152 |
| Shoot 50 percent or higher | 0-0 | 0-0 | 143-12 |
| Shoot lower than 50 percent | 1-1 | 0-0 | 156-184 |
| Shoot higher pct than opponent | 1-0 | 0-0 | 263-26 |
| Shoot lower percentage than opp | 0-1 | 0-0 | 36-170 |
| Opp. shoot lower than 50 percent | 1-1 | 0-0 | 285-104 |
| Opp. shoot 50 percent or higher | 0-0 | 0-0 | 14-92 |
| Score fewer than 60 points | 0-0 | 0-0 | 9-49 |
| Score 60-plus points | 1-1 | 0-0 | 290-147 |
| Score 70-plus points | 1-0 | 0-0 | 253-63 |
| Score 80-plus points | 1-0 | 0-0 | 127-11 |
| Score 90-plus points | 0-0 | 0-0 | 55-3 |
| Score 100-plus points | 0-0 | 0-0 | 20-0 |
| Opp. score fewer than 50 points | 0-0 | 0-0 | 29-1 |
| Opp. score fewer than 60 points | 1-0 | 0-0 | 108-8 |
| Opp. score fewer than 70 points | 1-0 | 0-0 | 219-50 |
| Opp. score fewer than 80 points | 1-1 | 0-0 | 282-132 |
| Opp. score 80-plus points | 0-0 | 0-0 | 17-64 |
| Opp. score 90-plus points | 0-0 | 0-0 | 3-19 |
| More rebounds than opponent | 1-1 | 0-0 | 226-72 |
| Equal/fewer rebounds than opp. | 0-0 | 0-0 | 73-124 |
| 40+ rebounds | 0-1 | 0-0 | 117-29 |
| Fewer than 40 rebounds | 1-0 | 0-0 | 182-167 |
| Fewer turnovers than opp. | 1-1 | 0-0 | 148-64 |
| Equal/more turnovers than opp. | 0-0 | 0-0 | 151-132 |
| Games decided by 5 or fewer pts | 0-1 | 0-0 | 62-56 |
| OT games | 0-0 | 0-0 | 18-5 |
| Games as AP ranked team | 0-0 | 0-0 | 148-63 |
| Games vs. AP ranked opponents | 0-0 | 0-0 | 38-94 |
| Games following a loss | 1-1 | 0-0 | 99-92 |
| Games following a win | 0-0 | 0-0 | 200-104 |
| More points in paint than opp. | 1-1 | 0-0 | 216-77 |
| Equal/fewer pts in paint than opp. | 0-0 | 0-0 | 83-119 |
| More points off TO than opp. | 1-1 | 0-0 | 181-67 |
| Equal/fewer pts off TO than opp. | 0-0 | 0-0 | 118-129 |
| More bench points than opp. | 1-1 | 0-0 | 174-95 |
| Equal/fewer bench points than opp. | 0-0 | 0-0 | 125-101 |
| More 2nd-chance points than opp. | 1-1 | 0-0 | 168-102 |
| Equal/fewer 2nd-ch. pts than opp. | 0-0 | 0-0 | 131-94 |
| Playing in November | 1-1 | 0-0 | 68-13 |
| Playing in December | 0-0 | 0-0 | 70-17 |
| Playing in January | 0-0 | 0-0 | 62-61 |
| Playing in February | 0-0 | 0-0 | 55-65 |
| Playing in March | 0-0 | 0-0 | 42-39 |
| Playing in April | 0-0 | 0-0 | 2-1 |

FOUR NCAA TOURNAMENT APPEARANCES IN LAST FIVE SEASONS

- Baylor has its school-record streak of four consecutive NCAA Tournament appearances snapped in 2018.
- BU is 1 of 29 teams to appear in four NCAA Tournaments since 2014, joining Arizona, Butler, Cincinnati, Dayton, Duke, Gonzaga, Iowa State, Kansas, Kentucky, Michigan, Michigan State, New Mexico State, North Carolina, Oklahoma, Oregon, Providence, Purdue, SFA, Texas, Texas Southern, UCLA, VCU, Villanova, Virginia, West Virginia, Wichita State, Wisconsin and Xavier.

TWENTY WINS VS. RANKED TEAMS IN LAST FOUR SEASONS

- Baylor has gone 20-27 against ranked teams since the start of the 2014-15 season (2-10 last season).
- BU is 38-67 against AP-ranked teams since 2007-08 after going 0-27 in Drew's first four rebuilding seasons.
- Baylor has won multiple games vs. AP Top 25 teams in each of the last 11 seasons. The Bears have defeated at least five ranked teams in four of the last five seasons dating back to 2013-14.

NOVEMBER AND DECEMBER SUCCESS

- Baylor has posted a combined 138-30 record in November and December games during the Drew era, including a 56-8 mark in November and December games since 2013 with six of those eight losses against ranked teams.
- The Bears are 68-13 in November games and 70-17 in December contests.
- BU is 28-5 in November games since 2013, with the only losses to No. 8 Syracuse (2013), vs. Illinois (2014) in Las Vegas, at No. 25 Oregon (2015), at No. 21 Xavier (2017) and vs. Texas Southern (2018).
- BU is 28-3 in December games since 2013, with losses at No. 24 Texas A&M (2015), vs. No. 8 Wichita State (2017) and at No. 22 Texas Tech (2017).

POINT GUARDS THRIVE IN DREW'S SYSTEM

- Seven of Baylor's eight starting point guards during the **Scott Drew** era have earned All-Big 12 recognition.
- Baylor's starting point guard has earned All-Big 12 recognition in 13 of 14 seasons since 2004-05.
- Manu Lecomte (2017, 2018), Lester Medford (2016), Kenny Chery (2014, 2015), Pierre Jackson (2012, 2013), Tweety Carter (2010), Curtis Jerrells (2007, 2008, 2009) and Aaron Bruce (2005, 2006, 2007) have been named All-Big 12.

DOUBLE-DIGIT NON-CONFERENCE WINS FOR 5TH STRAIGHT SEASON

- Baylor has entered Big 12 play with double-digit wins in 5 straight seasons and 11 times in the last 12 years.
- All told, Baylor has gone 133-22 prior to Big 12 play over the last 12 seasons dating back to 2006-07, including a 9-9 record against AP Top 25 teams.
- BU entered Big 12 play 10-2 in 2017-18, 12-0 in 2016-17, 10-2 in 2015-16, 11-1 in 2014-15, 12-1 in 2013-14, 8-4 in 2012-13, 13-0 in 2011-12, 10-3 in 2010-11, 12-1 in 2009-10, 12-2 in 2008-09, 12-2 in 2007-08 and 10-3 in 2006-07.

RANKED IN 11 STRAIGHT SEASONS

- Baylor is one of nine teams to be nationally ranked in each of the last 11 seasons dating back to 2007-08 – Baylor, Duke, Gonzaga, Kansas, Kentucky, Louisville, Michigan State, Notre Dame and North Carolina.
- BU cracked a string of 38 consecutive unranked seasons when it was tabbed No. 25 in 2007-08.
- The Bears reached as high as No. 19 in 2008-09, No. 19 in 2009-10, No. 9 in 2010-11, No. 3 in 2011-12, No. 16 in 2012-13, No. 7 in 2013-14, No. 14 in 2014-15, No. 13 in 2015-16, No. 1 in 2016-17 and No. 16 in 2017-18.

GRADUATING 91 PERCENT OF SENIORS

- Since **Scott Drew** took over the Baylor Basketball program in 2003, 30 of 33 scholarship players who have played their fourth years under Drew have graduated from Baylor.
- Players recruited by Drew to graduate at Baylor: Tim Bush, Patrick Fields, Aaron Bruce, Mamadou Diene, Delbert Simpson, Curtis Jerrells, Henry Dugat, Kevin Rogers, Tweety Carter, Josh Lomers, Ekpe Udoh, Fred Ellis, Quincy Acy, Anthony Jones, J'mison Morgan, A.J. Walton, Cory Jefferson, Brady Heslip, Gary Franklin, Kenny Chery, Royce O'Neale, Lester Medford, Rico Gathers, Taurean Prince, Al Freeman, Johnathan Motley, Ishmail Wainright, Manu Lecomte, Jo Lual-Acuil Jr. and Nuni Omot.

PLAYER DEVELOPMENT — FROM UNRANKED TO NBA DRAFT PICKS

- Baylor has had a nation-leading four players selected in the NBA Draft since 2010 who weren't ranked in the ESPN100 out of high school.
- The only other schools with three such players were Colorado, Marquette, Missouri, New Mexico and Connecticut.
- Baylor developed **Quincy Acy**, **Ekpe Udoh**, **Pierre Jackson** and **Taurean Prince** into NBA Draft picks after joining the program as unranked recruits.

HISTORY OF DEVELOPMENT WITH REDSHIRTS

- Baylor has a track record of success when players redshirt under Scott Drew. **Ekpe Udoh**, **Johnathan Motley**, **Cory Jefferson**, **Brady Heslip**, **Royce O'Neale**, **Jo Lual-Acuil Jr.** and **Manu Lecomte** have all gone on to professional careers after redshirting.
- **Mark Vital**, **Mario Kegler** and **Freddie Gillespie** have all redshirted while at Baylor.
- **Davion Mitchell** and **MaCio Teague** are both redshirting this season while sitting out to satisfy NCAA transfer rules.

2018-19 BAYLOR BASKETBALL GAME NOTES SIX NBA DRAFT PICKS IN LAST SEVEN SEASONS

- Baylor's six NBA Draft picks over the last seven years are the nation's 10th most, trailing only Kentucky, Duke, Syracuse, Kansas, North Carolina, UCLA, Arizona, Louisville and Michigan.
- A program-record three Baylor players were selected in the 2012 NBA Draft — Perry Jones III (28th pick; Oklahoma City Thunder), Quincy Acy (37th pick; Toronto Raptors) and Quincy Miller (38th pick; Denver Nuggets). Pierre Jackson (42nd pick, Philadelphia 76ers; traded to New Orleans Pelicans) was chosen in the 2013 draft, Cory Jefferson (60th pick; San Antonio Spurs; traded to Brooklyn Nets) was selected in 2014 and Taurean Prince (12th pick; Utah Jazz; traded to Atlanta Hawks) was chosen in 2016.

38 PRO PLAYERS IN DREW ERA

- In Scott Drew's 15 years at Baylor, 38 of his players have gone on to professional careers, including all four seniors from last year's squad — Manu Lecomte, Jo Lual-Acuil Jr., Terry Maston and Nuni Omot.
- Five of Drew's players are currently playing in the NBA, and they all graduated from Baylor — Quincy Acy (Nets), Johnathan Motley (Mavericks), Royce O'Neale (Jazz), Taurean Prince (Hawks) and Ekpe Udoh (Jazz).
- A complete list of pro players from the Drew era is on page 155 of the 2018-19 men's basketball media almanac.

CONSISTENTLY AMONG NATION'S BEST OFFENSES

- Baylor's offense has consistently ranked among the nation's best over the last 11 seasons under Scott Drew.
- The Bears have finished nine of the past 11 seasons among the top 25 nationally in KenPom's adjusted offensive efficiency, joining Duke as the only programs to make that claim.
- BU finished No. 62 in 2017-18, No. 23 in 2016-17, No. 13 in 2015-16, No. 18 in 2014-15, No. 9 in 2013-14, No. 14 in 2012-13, No. 8 in 2011-12, No. 102 in 2010-11, No. 3 in 2009-10, No. 11 in 2008-09 and No. 11 in 2007-08.

BAYLOR BASKETBALL ON THE RADIO

- Baylor basketball is aired live via the Baylor-IMG College Radio Network on ESPN Central Texas and flagship station 1660AM ESPN Radio (KRZI) in Waco and worldwide on Sirius/XM Radio.
- Games are broadcast by the "Voice of the Bears" John Morris and former Baylor basketball standout Pat Nunley.
- Morris is in his 35th year doing Baylor broadcasts, while Nunley is in his 38th season as color analyst.
- Dave Rosselli is in his 2nd season filling in as play-by-play voice when Morris moves to TV for third-tier games.
- All of Baylor's games can be heard live on the Internet at www.BaylorBears.com and via the TuneIn App.

ONE OF 16 TEAMS WITH FOUR SWEET 16 APPEARANCES SINCE 2010

- Baylor is one of 16 teams nationally to make four Sweet 16 appearances in the last nine years.
- The Bears are joined by Arizona, Duke, Florida, Gonzaga, Kansas, Kentucky, Louisville, Michigan, Michigan State, North Carolina, Ohio State, Syracuse, West Virginia, Wisconsin and Xavier.
- **Scott Drew** is the youngest of 11 coaches nationally to lead his current program to four Sweet 16s since 2010. **Drew** (48) is joined by Arizona's Sean Miller (49), Gonzaga's Mark Few (55), Kansas' Bill Self (55), Kentucky's John Calipari (59), Michigan State's Tom Izzo (63), North Carolina's Roy Williams (68), Duke's Mike Krzyzewski (71), Syracuse's Jim Boeheim (73),

SCOTT DREW COACHING TREE

- Three current Division I head coaches took their first DI head coaching jobs after stints on Scott Drew's BU staff.
- Matthew Driscoll is in his 10th season as head coach at North Florida after six seasons as a Baylor assistant.
- Grant McCasland is in his second season as head coach at North Texas. He spent five years as a Baylor assistant before taking over as Arkansas State head coach for one season in 2016-17.
- Paul Mills is in his second season as head coach at Oral Roberts. He was a member of Drew's original Baylor staff in 2003-04 and spent 14 years with Drew, the final eight as an assistant coach.

ENTIRE STAFF RETURNS

- Scott Drew's entire coaching staff returns for the 2018-19 season.
- Jerome Tang is in his second season as associate head coach and has been on Drew's staff all 16 seasons at Baylor.
- Assistant coaches Alvin Brooks III (third season) and John Jakus (second season) also return to the bench.
- Special assistant & director of player development Jared Nuness is back for his 9th season, while associate director of operations & recruiting Aditya Malhotra returns for his 6th season. Director of operations Bill Peterson and director of video operations Ty Beard are both back for their second seasons.

UP NEXT

- Baylor wraps up its streak of 4 consecutive home games to start the season by welcoming Nicholls State at 11 a.m. on Friday. The game is I'm Going to College Day, with local elementary school students in attendance.
- Friday's game is televised on Fox Sports Southwest and the Fox Sports App.
- The Bears then play their first away games of the season at the Emerald Coast Classic, Nov. 23-24 in Niceville, Fla. BU faces Ole Miss at 8:30 p.m. CT on Nov. 23 and will face either Cincinnati or George Mason the next day.

GAME 3 — PRAIRIE VIEW A&M

DOUBLE-FIGURE GAMES

| POINTS | 18-19 | CAREER |
|-------------------|-------|------------------------------|
| Tristan Clark | 2 | 12 |
| Devonte Bando | 2 | 2 |
| King McClure | 1 | 27 |
| Mark Vital | 1 | 10 |
| Matthew Mayer | 1 | 1 |
| Makai Mason | — | 35 (35 at Yale) |
| Mario Kegl | — | 16 (16 at Mississippi State) |
| Freddie Gillespie | — | 14 (14 at Carleton) |

| REBOUNDS | 18-19 | CAREER |
|-------------------|-------|-------------------|
| Tristan Clark | — | 2 |
| Mark Vital | — | 2 |
| Freddie Gillespie | — | 9 (9 at Carleton) |

| DOUBLE-DOUBLES | 18-19 | CAREER |
|-------------------|-------|-------------------|
| Tristan Clark | — | 2 |
| Freddie Gillespie | — | 4 (4 at Carleton) |

| 20+ POINTS | 18-19 | CAREER |
|-------------------|-------|-------------------|
| King McClure | 1 | 2 |
| Devonte Bando | 1 | 1 |
| Makai Mason | — | 9 (9 at Yale) |
| Freddie Gillespie | — | 1 (1 at Carleton) |

SPECIALTY STATISTICS

[PP - Points in the paint; POT - Points off turnovers;
2nd - Second chance points; BP - Points off the bench]

| OPPONENT | [BAYLOR-OPPONENT] | | | |
|---------------------|-------------------|-----------|-----------|-----------|
| | PP | POT | 2ND | BP |
| Texas Southern | 42-32 | 20-14 | 15-11 | 21-5 |
| Southern | 36-24 | 33-4 | 14-6 | 33-16 |
| BAYLOR TOTAL | 78 | 53 | 29 | 54 |
| Baylor Average | 39.0 | 26.5 | 14.5 | 27.0 |
| OPP TOTAL | 56 | 18 | 17 | 21 |
| Opp Average | 28.0 | 9.0 | 8.5 | 10.5 |

GAME-BY-GAME STARTERS


| | 1 | 2 | 3 | 4 | 5 |
|-----------|---------|---------|-------|-------|-----------|
| Texas So. | Butler | McClure | Allen | Vital | Clark |
| Southern | McClure | Bando | Vital | Clark | Gillespie |

GAME TRENDS

| | W/L | TIME | TIME | TIME |
|--------------|----------|--------------|-------------|-------------|
| | SCORE | LEADING | TRAILING | TIED |
| Texas So. | L, 69-72 | 36:20 | 2:18 | 1:22 |
| Southern | W, 80-53 | 35:26 | 1:28 | 3:06 |
| TOTAL | | 71:46 | 3:46 | 4:28 |

LARGEST LEADS & DEFICITS

| | W/L | HALFTIME | LARGEST | LARGEST |
|-----------|----------|-------------|---------|---------|
| | SCORE | MARGIN | LEAD | DEFICIT |
| Texas So. | L, 69-72 | +13 (40-27) | +17 | -3 |
| Southern | W, 80-53 | +3 (31-27) | +29 | -2 |



1 — DARIUS ALLEN

G • 6-4 • 205 • JR. • JC
MELBOURNE, FLA. (PALM BEACH STATE)

SEASON/CAREER HIGHS

Points: — 2 vs. Texas Southern (11/6/18)
FG: — 1 vs. Texas Southern (11/6/18)
FGA: — 7 vs. Southern (11/10/18)
3FG: — 1 vs. Southern (11/10/18)
3FGA: — 6 vs. Southern (11/10/18)
FT: — 1 vs. Southern (11/10/18)
FTA: — 3 vs. Southern (11/10/18)
Rebounds: — 5 vs. Texas Southern (11/6/18)
Assists: — 1 vs. Texas Southern (11/6/18)
Turnovers: — 2 vs. Texas Southern (11/6/18)
Blocks: — 2 vs. Southern (11/10/18)
Steals: — 1 vs. Texas Southern (11/6/18); vs. Southern (11/10/18)
Minutes Played: — 26 vs. Texas Southern (11/6/18)

MISCELLANEOUS

| | 18-19 | BU RECORD |
|-------------------------|-------|-----------|
| Double-Figure Points: | — | — |
| Double-Figure Rebounds: | — | — |
| Double-Doubles: | — | — |
| 5+ Assists: | — | — |
| Led team in Points: | — | — |
| Led team in Rebounds: | — | — |
| Led team in Blocks: | 1 | 1-0 |
| Led team in Assists: | — | — |

ALLEN NOTEBOOK

- JuCo transfer guard, played previous two seasons at Palm Beach State in Palm Beach Gardens, Fla.
- Started and played 26 minutes in Baylor debut vs. Texas Southern (11/6), had 2 points and 5 rebounds
- Scored in double-figures in 34 in 59 career JuCo games played, including seven games of 20+ points
- Averaged 14.5 points, 4.5 rebounds and 2.0 steals per game as sophomore in 2017-18
- Recorded 4 double-doubles at Palm Beach State, averaging 25.5 points and 10.3 rebounds in those 4 games
- Played high school basketball at Florida Air Academy as junior and at Chaminade-Madonna Prep as senior
- Dunked so hard in a game at Florida Air Academy that lights went out in gym at City of Palms Classic

2018-19 GAME-BY-GAME

| OPPONENT | DATE | GS | MIN | FG | 3FG | FT | OR-DR-TR | PF | A | T | B | S | PTS |
|-------------------|-------|----|-----|-----|-----|-----|----------|----|---|---|---|---|-----|
| Texas Southern | 11/6 | * | 26 | 1-5 | 0-3 | 0-2 | 2-3-5 | 0 | 1 | 2 | 1 | 1 | 2 |
| Southern | 11/10 | | 19 | 2-7 | 1-6 | 1-3 | 1-1-2 | 1 | 0 | 0 | 2 | 1 | 6 |
| Prairie View A&M | 11/12 | | | | | | | | | | | | |
| Nicholls State | 11/16 | | | | | | | | | | | | |
| vs. Ole Miss | 11/23 | | | | | | | | | | | | |
| vs. TBD | 11/24 | | | | | | | | | | | | |
| South Dakota | 11/27 | | | | | | | | | | | | |
| at Wichita State | 12/1 | | | | | | | | | | | | |
| at Arizona | 12/15 | | | | | | | | | | | | |
| Stephen F. Austin | 12/18 | | | | | | | | | | | | |
| Oregon | 12/21 | | | | | | | | | | | | |
| New Orleans | 12/29 | | | | | | | | | | | | |
| at TCU | 1/5 | | | | | | | | | | | | |
| Iowa State | 1/8 | | | | | | | | | | | | |
| Kansas | 1/12 | | | | | | | | | | | | |
| at Oklahoma State | 1/14 | | | | | | | | | | | | |
| Texas Tech | 1/19 | | | | | | | | | | | | |
| at West Virginia | 1/21 | | | | | | | | | | | | |
| Alabama | 1/26 | | | | | | | | | | | | |
| at Oklahoma | 1/28 | | | | | | | | | | | | |
| TCU | 2/2 | | | | | | | | | | | | |
| at Texas | 2/6 | | | | | | | | | | | | |
| Kansas State | 2/9 | | | | | | | | | | | | |
| Oklahoma | 2/11 | | | | | | | | | | | | |
| at Texas Tech | 2/16 | | | | | | | | | | | | |
| at Iowa State | 2/19 | | | | | | | | | | | | |
| West Virginia | 2/23 | | | | | | | | | | | | |
| Texas | 2/27 | | | | | | | | | | | | |
| at Kansas State | 3/2 | | | | | | | | | | | | |
| Oklahoma State | 3/6 | | | | | | | | | | | | |
| at Kansas | 3/9 | | | | | | | | | | | | |

ALLEN'S CAREER STATS

| YEAR | GP-GS | MIN-AVG | FG-A | PCT | 3FG-A | PCT | FT-A | PCT | OFF-DEF-TOT | AVG | PF-D | A | TO | B | S | TP | AVG |
|---------------|-------|---------|------|------|-------|------|------|------|-------------|-----|------|---|----|---|---|----|-----|
| 2018-19 (JR.) | 2-1 | 45-22.5 | 3-12 | .250 | 1-9 | .111 | 1-5 | .200 | 3-4-7 | 3.5 | 1-0 | 1 | 2 | 3 | 2 | 8 | 4.0 |
| CAREER | 2-1 | 45-22.5 | 3-12 | .250 | 1-9 | .111 | 1-5 | .200 | 3-4-7 | 3.5 | 1-0 | 1 | 2 | 3 | 2 | 8 | 4.0 |



2 – DEVONTE BANDO

G • 6-3 • 195 • JR. • JC
BRAMPTON, ONTARIO (HUTCHINSON CC)

SEASON/CAREER HIGHS

Points: – 25 vs. Southern (11/10/18)
FG: – 7 vs. Southern (11/10/18)
FGA: – 12 vs. Southern (11/10/18)
3FG: – 4 vs. Southern (11/10/18)
3FGA: – 8 vs. Southern (11/10/18)
FT: – 7 vs. Southern (11/10/18)
FTA: – 7 vs. Southern (11/10/18)
Rebounds: – 6 vs. Southern (11/10/18)
Assists: – 2 vs. Texas Southern (11/6/18); vs. Southern (11/10/18)
Turnovers: – 2 vs. Texas Southern (11/6/18)
Blocks: –
Steals: – 3 vs. Southern (11/10/18)
Minutes Played: – 34 vs. Southern (11/10/18)

MISCELLANEOUS

| | 18-19 | BU RECORD |
|---------------------------|-------|-----------|
| Double-Figure Points: | 2 | 1-1 |
| Double-Figure Rebounds: | – | – |
| Double-Doubles: | – | – |
| 20+ Points: | 1 | 1-0 |
| 5+ Assists: | – | – |
| Led team in Points: | 1 | 1-0 |
| Led team in Rebounds: | 1 | 1-0 |
| Led team in Assists: | – | – |
| Led team in Bench Points: | 1 | 0-1 |

BANDO NOTEBOOK

- Canadian JuCo transfer guard, played previous two seasons at Hutchinson (Kan.) Community College
- Played 30 minutes off bench in Baylor debut vs. Texas Southern (11/6), posting 10 points, 2 rebounds and 2 assists
- Made first start at Baylor and had game-highs in points (25), rebounds (6), steals (3) and minutes (34) vs. Southern (11/10)
- Scored 1,072 points over 72 games during JuCo career, averaging 14.9 points in 27.1 minutes per game
- Hutchinson went 63-9 in games Bando played
- Scored in double-figures in 60 of 72 games, including 11 games with 20+ points
- Finished JuCo career with streak of 21 consecutive games scoring in double-figures, averaging 19.0 ppg during streak
- Started 35 games as sophomore at Hutch, averaging 16.6 points, 5.8 rebounds and 2.9 assists in 32.1 minutes per game
- Shot .438 from 3-point range in 2017-18, connecting on 64-of-146 attempts
- Helped Hutchinson win 2017 NJCAA Division I national title, scoring team-high 22 points in championship game

2018-19 GAME-BY-GAME

| OPPONENT | DATE | GS | MIN | FG | 3FG | FT | OR-DR-TR | PF | A | T | B | S | PTS |
|-------------------|-------|----|-----|------|-----|-----|----------|----|---|---|---|---|-----|
| Texas Southern | 11/6 | | 30 | 4-8 | 1-2 | 1-1 | 0-2-2 | 1 | 2 | 2 | 0 | 0 | 10 |
| Southern | 11/10 | * | 34 | 7-12 | 4-8 | 7-7 | 1-5-6 | 0 | 2 | 0 | 0 | 3 | 25 |
| Prairie View A&M | 11/12 | | | | | | | | | | | | |
| Nicholls State | 11/16 | | | | | | | | | | | | |
| vs. Ole Miss | 11/23 | | | | | | | | | | | | |
| vs. TBD | 11/24 | | | | | | | | | | | | |
| South Dakota | 11/27 | | | | | | | | | | | | |
| at Wichita State | 12/1 | | | | | | | | | | | | |
| at Arizona | 12/15 | | | | | | | | | | | | |
| Stephen F. Austin | 12/18 | | | | | | | | | | | | |
| Oregon | 12/21 | | | | | | | | | | | | |
| New Orleans | 12/29 | | | | | | | | | | | | |
| at TCU | 1/5 | | | | | | | | | | | | |
| Iowa State | 1/8 | | | | | | | | | | | | |
| Kansas | 1/12 | | | | | | | | | | | | |
| at Oklahoma State | 1/14 | | | | | | | | | | | | |
| Texas Tech | 1/19 | | | | | | | | | | | | |
| at West Virginia | 1/21 | | | | | | | | | | | | |
| Alabama | 1/26 | | | | | | | | | | | | |
| at Oklahoma | 1/28 | | | | | | | | | | | | |
| TCU | 2/2 | | | | | | | | | | | | |
| at Texas | 2/6 | | | | | | | | | | | | |
| Kansas State | 2/9 | | | | | | | | | | | | |
| Oklahoma | 2/11 | | | | | | | | | | | | |
| at Texas Tech | 2/16 | | | | | | | | | | | | |
| at Iowa State | 2/19 | | | | | | | | | | | | |
| West Virginia | 2/23 | | | | | | | | | | | | |
| Texas | 2/27 | | | | | | | | | | | | |
| at Kansas State | 3/2 | | | | | | | | | | | | |
| Oklahoma State | 3/6 | | | | | | | | | | | | |
| at Kansas | 3/9 | | | | | | | | | | | | |

BANDO'S CAREER STATS

| YEAR | GP-GS | MIN-AVG | FG-A | PCT | 3FG-A | PCT | FT-A | PCT | OFF-DEF-TOT | AVG | PF-D | A | TO | B | S | TP | AVG |
|---------------|-------|---------|-------|------|-------|------|------|-------|-------------|-----|------|---|----|---|---|----|------|
| 2018-19 (JR.) | 2-1 | 64-32.0 | 11-20 | .550 | 5-10 | .500 | 8-8 | 1.000 | 1-7-8 | 4.0 | 1-0 | 4 | 2 | 0 | 3 | 35 | 17.5 |
| CAREER | 2-1 | 64-32.0 | 11-20 | .550 | 5-10 | .500 | 8-8 | 1.000 | 1-7-8 | 4.0 | 1-0 | 4 | 2 | 0 | 3 | 35 | 17.5 |



12 — JARED BUTLER

G • 6-3 • 185 • FR. • HS
RESERVE, LA. (RIVERSIDE ACADEMY)

SEASON/CAREER HIGHS

Points: — 9 vs. Southern (11/10/18)
FG: — 3 vs. Southern (11/10/18)
FGA: — 7 vs. Southern (11/10/18)
3FG: — 2 vs. Southern (11/10/18)
3FGA: — 4 vs. Southern (11/10/18)
FT: — 1 vs. Southern (11/10/18)
FTA: — 2 vs. Southern (11/10/18)
Rebounds: — 2 vs. Southern (11/10/18)
Assists: — 5 vs. Southern (11/10/18)
Turnovers: — 3 vs. Texas Southern (11/6/18)
Blocks: —
Steals: — 2 vs. Texas Southern (11/6/18)
Minutes Played: — 21 vs. Texas Southern (11/6/18)

MISCELLANEOUS

| | 18-19 | BU RECORD |
|---------------------------|-------|-----------|
| Double-Figure Points: | — | — |
| Double-Figure Rebounds: | — | — |
| Double-Doubles: | — | — |
| 5+ Assists: | 1 | 1-0 |
| Led team in Points: | — | — |
| Led team in Rebounds: | — | — |
| Led team in Assists: | — | — |
| Led team in Bench Points: | — | — |

BUTLER NOTEBOOK

- Consensus top-100 national recruit, ranked as high as No. 75 nationally in 2018 recruiting class
- Became first BU freshman point guard to start in collegiate debut since Curtis Jerrells in 2005, logged 21 minutes vs. TXSO (11/6)
- Came off bench for 9 points (all in 2nd half), 5 assists and 0 turnovers in 20 minutes vs. Southern (11/10)
- Originally enrolled at Alabama in summer 2018, but transferred to Baylor in August and received immediate eligibility
- Two-time All-State selection at Riverside, helped team win three state championships, including first as 8th grader in 2014
- Earned first-team All-State honors after averaging 27.4 points, 8.8 rebounds, 8.4 assists and 3.0 steals in 2017-18
- New Orleans Times-Picayune 2017-18 Player of the Year
- From same hometown as former Baylor stars Tweety Carter and Rico Gathers

2018-19 GAME-BY-GAME

| OPPONENT | DATE | GS | MIN | FG | 3FG | FT | OR-DR-TR | PF | A | T | B | S | PTS |
|-------------------|-------|----|-----|-----|-----|-----|----------|----|---|---|---|---|-----|
| Texas Southern | 11/6 | * | 21 | 1-6 | 0-3 | 0-0 | 0-0-0 | 4 | 1 | 3 | 0 | 2 | 2 |
| Southern | 11/10 | | 20 | 3-7 | 2-4 | 1-2 | 0-2-2 | 2 | 5 | 0 | 0 | 1 | 9 |
| Prairie View A&M | 11/12 | | | | | | | | | | | | |
| Nicholls State | 11/16 | | | | | | | | | | | | |
| vs. Ole Miss | 11/23 | | | | | | | | | | | | |
| vs. TBD | 11/24 | | | | | | | | | | | | |
| South Dakota | 11/27 | | | | | | | | | | | | |
| at Wichita State | 12/1 | | | | | | | | | | | | |
| at Arizona | 12/15 | | | | | | | | | | | | |
| Stephen F. Austin | 12/18 | | | | | | | | | | | | |
| Oregon | 12/21 | | | | | | | | | | | | |
| New Orleans | 12/29 | | | | | | | | | | | | |
| at TCU | 1/5 | | | | | | | | | | | | |
| Iowa State | 1/8 | | | | | | | | | | | | |
| Kansas | 1/12 | | | | | | | | | | | | |
| at Oklahoma State | 1/14 | | | | | | | | | | | | |
| Texas Tech | 1/19 | | | | | | | | | | | | |
| at West Virginia | 1/21 | | | | | | | | | | | | |
| Alabama | 1/26 | | | | | | | | | | | | |
| at Oklahoma | 1/28 | | | | | | | | | | | | |
| TCU | 2/2 | | | | | | | | | | | | |
| at Texas | 2/6 | | | | | | | | | | | | |
| Kansas State | 2/9 | | | | | | | | | | | | |
| Oklahoma | 2/11 | | | | | | | | | | | | |
| at Texas Tech | 2/16 | | | | | | | | | | | | |
| at Iowa State | 2/19 | | | | | | | | | | | | |
| West Virginia | 2/23 | | | | | | | | | | | | |
| Texas | 2/27 | | | | | | | | | | | | |
| at Kansas State | 3/2 | | | | | | | | | | | | |
| Oklahoma State | 3/6 | | | | | | | | | | | | |
| at Kansas | 3/9 | | | | | | | | | | | | |

BUTLER'S CAREER STATS

| YEAR | GP-GS | MIN-AVG | FG-A | PCT | 3FG-A | PCT | FT-A | PCT | OFF-DEF-TOT | AVG | PF-D | A | TO | B | S | TP | AVG |
|---------------|-------|---------|------|------|-------|------|------|------|-------------|-----|------|---|----|---|---|----|-----|
| 2018-19 (FR.) | 2-1 | 41-20.5 | 4-13 | .308 | 2-7 | .286 | 1-2 | .500 | 0-2-2 | 1.0 | 6-0 | 6 | 3 | 0 | 3 | 11 | 5.5 |
| CAREER | 2-1 | 41-20.5 | 4-13 | .308 | 2-7 | .286 | 1-2 | .500 | 0-2-2 | 1.0 | 6-0 | 6 | 3 | 0 | 3 | 11 | 5.5 |



25 — TRISTAN CLARK

F • 6-9 • 240 • SO. • 1L

SAN ANTONIO, TEXAS (WAGNER HS)

SEASON HIGHS

Points: – 17 vs. Southern (11/10/18)
FG: – 8 vs. Southern (11/10/18)
FGA: – 9 vs. Southern (11/10/18)
3FG: – 1 vs. Texas Southern (11/6/18)
3FGA: – 1 vs. Texas Southern (11/6/18)
FT: – 1 vs. Southern (11/10/18)
FTA: – 1 vs. Southern (11/10/18)
Rebounds: – 6 vs. Southern (11/10/18)
Assists: – 1 vs. Southern (11/10/18)
Turnovers: – 1 vs. Texas Southern (11/6/18); vs. Southern (11/10/18)
Blocks: – 2 vs. Texas Southern (11/6/18); vs. Southern (11/10/18)
Steals: –
Minutes Played: – 22 vs. Southern (11/10/18)

CAREER HIGHS

Points: – 17 vs. Southern (11/10/18)
FG: – 8 vs. Southern (11/10/18)
FGA: – 13 at Iowa State (1/13/18)
3FG: – 1, three times
3FGA: – 2 at Iowa State (1/13/18)
FT: – 4, four times
FTA: – 7 vs. Sam Houston State (12/4/17)
Rebounds: – 15 at Iowa State (1/13/18)
Assists: – 4 at TCU (2/24/18)
Turnovers: – 3, three times
Blocks: – 3, three times
Steals: – 2, four times
Minutes Played: – 33, three times

MISCELLANEOUS

| | 18-19 | CAREER | BU RECORD |
|-------------------------|-------|--------|-----------|
| Double-Figure Points: | 2 | 12 | 7-5 |
| Double-Figure Rebounds: | – | 2 | 1-1 |
| Double-Doubles: | – | 2 | 1-1 |
| 2+ Blocks: | 2 | 11 | 7-4 |
| Led team in Points: | – | 1 | 0-1 |
| Led team in Rebounds: | 1 | 7 | 3-4 |
| Led team in Blocks: | 2 | 9 | 4-5 |
| Led team in Assists: | – | 2 | 1-1 |

CLARK NOTEBOOK


- Strong, skilled sophomore power forward; consensus four-star recruit out of San Antonio’s Wagner High School
- 30 starts last season were 3rd-most by a true freshman in program history (Quincy Miller 36 in 2012, Isaiah Austin 35 in 2013)
- Led team with .608 field goal percentage, 2nd-best by a freshman in program history (Quincy Acy .655)
- Scored career-high 17 points in just 22 minutes vs. Southern (11/10/18)
- Posted then-career-highs of 16 points, 15 rebounds and 3 blocks in 28 minutes at Iowa State (1/13/18) – first 15-15 game by a Baylor freshman since Isaiah Austin went for 19 points and 20 rebounds against Oklahoma on Jan. 30, 2013.
- Scored in double-figures 10 times during freshman season, including pair of double-doubles
- Named 2017 6A Player of the Year by Texas Association of Basketball Coaches
- Ranked No. 8 recruit in Texas and No. 106 overall in 2017 class by 247Sports composite rankings
- Played all 39 games as senior, averaging 17.5 points, 10.1 rebounds, 2.8 assists and 2.1 blocks per game

2018-19 GAME-BY-GAME

| OPPONENT | DATE | GS | MIN | FG | 3FG | FT | OR-DR-TR | PF | A | T | B | S | PTS |
|-------------------|-------|----|-----|-----|-----|-----|----------|----|---|---|---|---|-----|
| Texas Southern | 11/6 | * | 19 | 5-7 | 1-1 | 0-0 | 2-1-3 | 5 | 0 | 1 | 2 | 0 | 11 |
| Southern | 11/10 | * | 22 | 8-9 | 0-0 | 1-1 | 4-2-6 | 4 | 1 | 1 | 2 | 0 | 17 |
| Prairie View A&M | 11/12 | | | | | | | | | | | | |
| Nicholls State | 11/16 | | | | | | | | | | | | |
| vs. Ole Miss | 11/23 | | | | | | | | | | | | |
| vs. TBD | 11/24 | | | | | | | | | | | | |
| South Dakota | 11/27 | | | | | | | | | | | | |
| at Wichita State | 12/1 | | | | | | | | | | | | |
| at Arizona | 12/15 | | | | | | | | | | | | |
| Stephen F. Austin | 12/18 | | | | | | | | | | | | |
| Oregon | 12/21 | | | | | | | | | | | | |
| New Orleans | 12/29 | | | | | | | | | | | | |
| at TCU | 1/5 | | | | | | | | | | | | |
| Iowa State | 1/8 | | | | | | | | | | | | |
| Kansas | 1/12 | | | | | | | | | | | | |
| at Oklahoma State | 1/14 | | | | | | | | | | | | |
| Texas Tech | 1/19 | | | | | | | | | | | | |
| at West Virginia | 1/21 | | | | | | | | | | | | |
| Alabama | 1/26 | | | | | | | | | | | | |
| at Oklahoma | 1/28 | | | | | | | | | | | | |
| TCU | 2/2 | | | | | | | | | | | | |
| at Texas | 2/6 | | | | | | | | | | | | |
| Kansas State | 2/9 | | | | | | | | | | | | |
| Oklahoma | 2/11 | | | | | | | | | | | | |
| at Texas Tech | 2/16 | | | | | | | | | | | | |
| at Iowa State | 2/19 | | | | | | | | | | | | |
| West Virginia | 2/23 | | | | | | | | | | | | |
| Texas | 2/27 | | | | | | | | | | | | |
| at Kansas State | 3/2 | | | | | | | | | | | | |
| Oklahoma State | 3/6 | | | | | | | | | | | | |
| at Kansas | 3/9 | | | | | | | | | | | | |

CLARK'S CAREER STATS

| YEAR | GP-GS | MIN-AVG | FG-A | PCT | 3FG-A | PCT | FT-A | PCT | OFF-DEF-TOT | AVG | PF-D | A | TO | B | S | TP | AVG |
|---------------|--------------|-----------------|----------------|-------------|------------|-------------|--------------|-------------|-------------------|------------|-------------|-----------|-----------|-----------|-----------|------------|------------|
| 2017-18 (FR.) | 33-30 | 657-19.9 | 93-153 | .608 | 2-7 | .286 | 36-55 | .655 | 47-101-148 | 4.5 | 80-3 | 25 | 38 | 29 | 18 | 224 | 6.8 |
| 2018-19 (SO.) | 2-2 | 41-20.5 | 13-16 | .813 | 1-1 | 1.000 | 1-1 | 1.000 | 6-3-9 | 4.5 | 9-1 | 1 | 2 | 4 | 0 | 28 | 14.0 |
| CAREER | 35-32 | 698-19.9 | 106-169 | .627 | 3-8 | .375 | 37-56 | .661 | 53-104-157 | 4.5 | 89-4 | 26 | 40 | 33 | 18 | 252 | 7.2 |



33 — FREDDIE GILLESPIE

F • 6-8 • 240 • RJR. • SO
ST. PAUL, MINN. (CARLETON)

SEASON/CAREER HIGHS

Points: — 7 vs. Texas Southern (11/6/18)
 FG: — 3 vs. Texas Southern (11/6/18)
 FGA: — 4 vs. Texas Southern (11/6/18)
 3FG: —
 3FGA: —
 FT: — 1 vs. Texas Southern (11/6/18)
 FTA: — 3 vs. Texas Southern (11/6/18)
 Rebounds: — 7 vs. Texas Southern (11/6/18)
 Assists: —
 Turnovers: — 1 vs. Texas Southern (11/6/18)
 Blocks: —
 Steals: —
 Minutes Played: — 22 vs. Southern (11/10/18)

MISCELLANEOUS

| | 18-19 | BU RECORD |
|-------------------------|-------|-----------|
| Double-Figure Points: | — | — |
| Double-Figure Rebounds: | — | — |
| Double-Doubles: | — | — |
| 2+ Blocks: | — | — |
| Led team in Points: | — | — |
| Led team in Rebounds: | 1 | 1-0 |
| Led team in Blocks: | — | — |
| Led team in Assists: | — | — |

GILLESPIE NOTEBOOK

- Former walk-on forward, sat out 2017-18 after transferring from Division III Carleton College in Northfield, Minn.
- Made first start at Baylor and had 6 rebounds in 22 minutes vs. Southern (11/10)
- Made Baylor debut with 7 points and 7 rebounds in 18 minutes off bench vs. Texas Southern (11/6)
- Awarded scholarship prior to 2018-19 season
- Played only 16 minutes during 2015-16 freshman season at Carleton, totaling 4 points, 7 rebounds and 2 blocks
- Developed into 2nd-team All-MIAC and All-MIAC Defensive Team selection as sophomore in 2016-17
- Averaged 10.0 points, 8.3 rebounds and 23.6 blocks in 22.8 minutes per game during sophomore season
- First played organized basketball in eighth grade and missed parts of three high school seasons with injuries
- AP distinction scholar and summa cum laude graduate at East Ridge High School in Woodbury, Minn.

2018-19 GAME-BY-GAME

| OPPONENT | DATE | GS | MIN | FG | 3FG | FT | OR-DR-TR | PF | A | T | B | S | PTS |
|-------------------|-------|----|-----|-----|-----|-----|----------|----|---|---|---|---|-----|
| Texas Southern | 11/6 | | 18 | 3-4 | 0-0 | 1-3 | 5-2-7 | 4 | 0 | 1 | 0 | 0 | 7 |
| Southern | 11/10 | * | 22 | 0-1 | 0-0 | 0-0 | 4-2-6 | 4 | 0 | 0 | 0 | 0 | 0 |
| Prairie View A&M | 11/12 | | | | | | | | | | | | |
| Nicholls State | 11/16 | | | | | | | | | | | | |
| vs. Ole Miss | 11/23 | | | | | | | | | | | | |
| vs. TBD | 11/24 | | | | | | | | | | | | |
| South Dakota | 11/27 | | | | | | | | | | | | |
| at Wichita State | 12/1 | | | | | | | | | | | | |
| at Arizona | 12/15 | | | | | | | | | | | | |
| Stephen F. Austin | 12/18 | | | | | | | | | | | | |
| Oregon | 12/21 | | | | | | | | | | | | |
| New Orleans | 12/29 | | | | | | | | | | | | |
| at TCU | 1/5 | | | | | | | | | | | | |
| Iowa State | 1/8 | | | | | | | | | | | | |
| Kansas | 1/12 | | | | | | | | | | | | |
| at Oklahoma State | 1/14 | | | | | | | | | | | | |
| Texas Tech | 1/19 | | | | | | | | | | | | |
| at West Virginia | 1/21 | | | | | | | | | | | | |
| Alabama | 1/26 | | | | | | | | | | | | |
| at Oklahoma | 1/28 | | | | | | | | | | | | |
| TCU | 2/2 | | | | | | | | | | | | |
| at Texas | 2/6 | | | | | | | | | | | | |
| Kansas State | 2/9 | | | | | | | | | | | | |
| Oklahoma | 2/11 | | | | | | | | | | | | |
| at Texas Tech | 2/16 | | | | | | | | | | | | |
| at Iowa State | 2/19 | | | | | | | | | | | | |
| West Virginia | 2/23 | | | | | | | | | | | | |
| Texas | 2/27 | | | | | | | | | | | | |
| at Kansas State | 3/2 | | | | | | | | | | | | |
| Oklahoma State | 3/6 | | | | | | | | | | | | |
| at Kansas | 3/9 | | | | | | | | | | | | |

GILLESPIE'S CARLETON STATS

| YEAR | GP-GS | MIN-AVG | FG-A | PCT | 3FG-A | PCT | FT-A | PCT | OFF-DEF-TOT | AVG | PF-D | A | TO | B | S | TP | AVG |
|---------------|-------|----------|---------|------|-------|------|-------|------|-------------|-----|------|----|----|----|----|-----|------|
| 2015-16 (FR.) | 4-0 | 16-4.0 | 1-2 | .500 | 0-0 | .000 | 2-8 | .250 | 0-7-7 | 1.8 | 2-0 | 1 | 0 | 2 | 1 | 4 | 1.0 |
| 2016-17 (SO.) | 27-23 | 616-22.8 | 117-220 | .532 | 0-0 | .000 | 35-60 | .583 | 72-152-224 | 8.3 | 75-3 | 22 | 37 | 69 | 15 | 269 | 10.0 |
| CAREER | 31-23 | 632-20.4 | 118-222 | .532 | 0-0 | .000 | 37-68 | .544 | 72-159-231 | 7.5 | 77-3 | 23 | 37 | 71 | 16 | 273 | 8.8 |

GILLESPIE'S BAYLOR STATS

| YEAR | GP-GS | MIN-AVG | FG-A | PCT | 3FG-A | PCT | FT-A | PCT | OFF-DEF-TOT | AVG | PF-D | A | TO | B | S | TP | AVG |
|----------------|-------|----------|---------|------|-------|------|-------|------|-------------|-----|------|----|----|----|----|-----|-----|
| 2018-19 (RJR.) | 2-1 | 40-20.0 | 3-5 | .600 | 0-0 | .000 | 1-3 | .333 | 9-4-13 | 6.5 | 8-0 | 0 | 1 | 0 | 0 | 7 | 3.5 |
| BU CAREER | 2-1 | 40-20.0 | 3-5 | .600 | 0-0 | .000 | 1-3 | .333 | 9-4-13 | 6.5 | 8-0 | 0 | 1 | 0 | 0 | 7 | 3.5 |
| NCAA CAREER | 33-24 | 672-20.4 | 121-227 | .533 | 0-0 | .000 | 38-71 | .535 | 81-163-244 | 7.4 | 85-3 | 23 | 38 | 71 | 16 | 280 | 8.5 |



4 — MARIO KEGLER

G/F • 6-7 • 230 • RSO. • SO
JACKSON, MISS. (MISSISSIPPI STATE)

SEASON HIGHS

Points: —
 FG: —
 FGA: —
 3FG: —
 3FGA: —
 FT: —
 FTA: —
 Rebounds: —
 Assists: —
 Turnovers: —
 Blocks: —
 Steals: —
 Minutes Played: —

CAREER HIGHS

Points: — 17 vs. Tennessee (2/4/17)
 FG: — 7 vs. South Carolina (2/11/17)
 FGA: — 13 vs. Georgia State (12/4/16)
 3FG: — 4 vs. Georgia State (12/4/16); vs. Tennessee (2/4/17)
 3FGA: — 8 vs. Georgia State (12/4/16)
 FT: — 5 at LSU (1/7/17); vs. Missouri (1/25/17)
 FTA: — 7 vs. Missouri (1/25/17)
 Rebounds: — 9 vs. Lehigh (1/25/16); vs. Tennessee (2/4/17)
 Assists: — 5 at Arkansas (1/10/17)
 Turnovers: — 5 at South Carolina (2/28/17)
 Blocks: — 1, eight times
 Steals: — 2, six times
 Minutes Played: — 35 vs. East Tennessee State (12/14/16)

MISCELLANEOUS

| | 18-19 | BU RECORD |
|-------------------------|-------|-----------|
| Double-Figure Points: | — | — |
| Double-Figure Rebounds: | — | — |
| Double-Doubles: | — | — |
| 2+ Blocks: | — | — |
| Led team in Points: | — | — |
| Led team in Rebounds: | — | — |
| Led team in Blocks: | — | — |
| Led team in Assists: | — | — |

KEGLER NOTEBOOK

- Long, athletic wing, sat out 2017-18 season after transferring following freshman year Mississippi State
- Started 31 games as true freshman at Mississippi State in 2016-17, averaging 9.7 points and 5.5 rebounds in 28.2 minutes
- Started all 18 games in SEC play, averaging 10.8 points, 5.6 rebounds and 1.6 assists in 29.2 minutes per game
- Scored in double-figures in 16 of 32 games at MSU, including career-highs of 17 points and 9 boards at Tennessee (2/4/17)
- Sank multiple 3-pointers in 13 games, including 5-game stretch when he went a combined 13-of-22 from downtown
- Ranked No. 47 recruit nationally in 2016 ESPN100 and No. 52 overall in 247Sports composite rankings

2018-19 GAME-BY-GAME

| OPPONENT | DATE | GS | MIN | FG | 3FG | FT | OR-DR-TR | PF | A | T | B | S | PTS |
|-------------------|-------|----|-----|-----|-----|----|----------|----|---|---|---|---|-----|
| Texas Southern | 11/6 | | | DNP | | | | | | | | | |
| Southern | 11/10 | | | DNP | | | | | | | | | |
| Prairie View A&M | 11/12 | | | | | | | | | | | | |
| Nicholls State | 11/16 | | | | | | | | | | | | |
| vs. Ole Miss | 11/23 | | | | | | | | | | | | |
| vs. TBD | 11/24 | | | | | | | | | | | | |
| South Dakota | 11/27 | | | | | | | | | | | | |
| at Wichita State | 12/1 | | | | | | | | | | | | |
| at Arizona | 12/15 | | | | | | | | | | | | |
| Stephen F. Austin | 12/18 | | | | | | | | | | | | |
| Oregon | 12/21 | | | | | | | | | | | | |
| New Orleans | 12/29 | | | | | | | | | | | | |
| at TCU | 1/5 | | | | | | | | | | | | |
| Iowa State | 1/8 | | | | | | | | | | | | |
| Kansas | 1/12 | | | | | | | | | | | | |
| at Oklahoma State | 1/14 | | | | | | | | | | | | |
| Texas Tech | 1/19 | | | | | | | | | | | | |
| at West Virginia | 1/21 | | | | | | | | | | | | |
| Alabama | 1/26 | | | | | | | | | | | | |
| at Oklahoma | 1/28 | | | | | | | | | | | | |
| TCU | 2/2 | | | | | | | | | | | | |
| at Texas | 2/6 | | | | | | | | | | | | |
| Kansas State | 2/9 | | | | | | | | | | | | |
| Oklahoma | 2/11 | | | | | | | | | | | | |
| at Texas Tech | 2/16 | | | | | | | | | | | | |
| at Iowa State | 2/19 | | | | | | | | | | | | |
| West Virginia | 2/23 | | | | | | | | | | | | |
| Texas | 2/27 | | | | | | | | | | | | |
| at Kansas State | 3/2 | | | | | | | | | | | | |
| Oklahoma State | 3/6 | | | | | | | | | | | | |
| at Kansas | 3/9 | | | | | | | | | | | | |

KEGLER'S MISSISSIPPI STATE STATS

| YEAR | GP-GS | MIN-AVG | FG-A | PCT | 3FG-A | PCT | FT-A | PCT | OFF-DEF-TOT | AVG | PF-D | A | TO | B | S | TP | AVG |
|---------------|-------|----------|---------|------|--------|------|-------|------|-------------|-----|------|----|----|---|----|-----|-----|
| 2016-17 (FR.) | 32-31 | 901-28.2 | 106-252 | .421 | 40-116 | .345 | 58-88 | .659 | 37-138-175 | 5.5 | 78-2 | 37 | 60 | 8 | 22 | 310 | 9.7 |
| CAREER | 32-31 | 901-28.2 | 106-252 | .421 | 40-116 | .345 | 58-88 | .659 | 37-138-175 | 5.5 | 78-2 | 37 | 60 | 8 | 22 | 310 | 9.7 |

KEGLER'S BAYLOR STATS

| YEAR | GP-GS | MIN-AVG | FG-A | PCT | 3FG-A | PCT | FT-A | PCT | OFF-DEF-TOT | AVG | PF-D | A | TO | B | S | TP | AVG |
|----------------|-------|---------|------|-----|-------|-----|------|-----|-------------|-----|------|---|----|---|---|----|-----|
| 2018-19 (RSO.) | | | | | | | | | | | | | | | | | |
| BU CAREER | | | | | | | | | | | | | | | | | |
| NCAA CAREER | | | | | | | | | | | | | | | | | |



10 — MAKAI MASON

G • 6-1 • 185 • RSR. • TR
GREENFIELD, MASS. (YALE)

SEASON HIGHS

Points: —
 FG: —
 FGA: —
 3FG: —
 3FGA: —
 FT: —
 FTA: —
 Rebounds: —
 Assists: —
 Turnovers: —
 Blocks: —
 Steals: —
 Minutes Played: —

CAREER HIGHS

Points: — 31 vs. Baylor (3/19/16)
 FG: — 9, three times
 FGA: — 18, four times
 3FG: — 5 vs. Princeton (1/30/16)
 3FGA: — 9 at Dartmouth (2/12/16)
 FT: — 11 vs. Baylor (3/19/16)
 FTA: — 11 vs. Baylor (3/19/16); at SMU (11/22/15)
 Rebounds: — 6 vs. Baylor (3/19/16)
 Assists: — 8 at Duke (11/25/15)
 Turnovers: — 6 at Princeton (2/19/16); vs. Vermont (12/5/15)
 Blocks: — 1, four times
 Steals: — 3, three times
 Minutes Played: — 40 vs. Duke (3/19/16); vs. Dartmouth (2/27/16)

MISCELLANEOUS

| | 18-19 | BU RECORD |
|-------------------------|-------|-----------|
| Double-Figure Points: | — | — |
| Double-Figure Rebounds: | — | — |
| Double-Doubles: | — | — |
| 2+ Blocks: | — | — |
| Led team in Points: | — | — |
| Led team in Rebounds: | — | — |
| Led team in Blocks: | — | — |
| Led team in Assists: | — | — |

MASON NOTEBOOK

- First graduate transfer in program history, joined Bears after graduating from Yale in May 2018 with political science degree
- Committed to Baylor in summer 2017, prior to fourth and final season at Yale
- Played 61 games over first two seasons at Yale, but limited to just 1 game over final two seasons by injuries
- Helped Bulldogs to 45-17 record in 62 career games played, including 24-5 in Ivy League
- Scored in double-figures in 35 of 62 career games, including 9 games of 20+ points
- Three-time Ivy League Player of the Week and 2016 first-team All-Ivy selection
- Started all 30 games and averaged 16.0 points and 3.8 assists in 32.7 minutes per game as sophomore in 2015-16
- Scored career-high 31 points and went perfect 11-of-11 at foul line in 2016 NCAA Tournament first round win over Baylor

2018-19 GAME-BY-GAME

| OPPONENT | DATE | GS | MIN | FG | 3FG | FT | OR-DR-TR | PF | A | T | B | S | PTS |
|-------------------|-------|----|-----|-----|-----|----|----------|----|---|---|---|---|-----|
| Texas Southern | 11/6 | | | DNP | | | | | | | | | |
| Southern | 11/10 | | | DNP | | | | | | | | | |
| Prairie View A&M | 11/12 | | | | | | | | | | | | |
| Nicholls State | 11/16 | | | | | | | | | | | | |
| vs. Ole Miss | 11/23 | | | | | | | | | | | | |
| vs. TBD | 11/24 | | | | | | | | | | | | |
| South Dakota | 11/27 | | | | | | | | | | | | |
| at Wichita State | 12/1 | | | | | | | | | | | | |
| at Arizona | 12/15 | | | | | | | | | | | | |
| Stephen F. Austin | 12/18 | | | | | | | | | | | | |
| Oregon | 12/21 | | | | | | | | | | | | |
| New Orleans | 12/29 | | | | | | | | | | | | |
| at TCU | 1/5 | | | | | | | | | | | | |
| Iowa State | 1/8 | | | | | | | | | | | | |
| Kansas | 1/12 | | | | | | | | | | | | |
| at Oklahoma State | 1/14 | | | | | | | | | | | | |
| Texas Tech | 1/19 | | | | | | | | | | | | |
| at West Virginia | 1/21 | | | | | | | | | | | | |
| Alabama | 1/26 | | | | | | | | | | | | |
| at Oklahoma | 1/28 | | | | | | | | | | | | |
| TCU | 2/2 | | | | | | | | | | | | |
| at Texas | 2/6 | | | | | | | | | | | | |
| Kansas State | 2/9 | | | | | | | | | | | | |
| Oklahoma | 2/11 | | | | | | | | | | | | |
| at Texas Tech | 2/16 | | | | | | | | | | | | |
| at Iowa State | 2/19 | | | | | | | | | | | | |
| West Virginia | 2/23 | | | | | | | | | | | | |
| Texas | 2/27 | | | | | | | | | | | | |
| at Kansas State | 3/2 | | | | | | | | | | | | |
| Oklahoma State | 3/6 | | | | | | | | | | | | |
| at Kansas | 3/9 | | | | | | | | | | | | |

MASON'S YALE STATS

| YEAR | GP-GS | MIN-AVG | FG-A | PCT | 3FG-A | PCT | FT-A | PCT | OFF-DEF-TOT | AVG | PF-D | A | TO | B | S | TP | AVG |
|----------------|--------------|------------------|----------------|-------------|---------------|-------------|----------------|-------------|-------------------|------------|--------------|------------|------------|----------|-----------|------------|-------------|
| 2014-15 (FR.) | 31-0 | 595-19.2 | 63-139 | .453 | 17-48 | .354 | 48-66 | .727 | 14-55-69 | 2.2 | 52-0 | 49 | 33 | 2 | 20 | 191 | 6.2 |
| 2015-16 (SO.) | 30-30 | 980-32.7 | 161-377 | .427 | 55-154 | .357 | 104-129 | .806 | 15-68-83 | 2.8 | 55-0 | 115 | 91 | 2 | 25 | 481 | 16.0 |
| 2016-17 (JR.) | | -redshirt- | | | | | | | | | | | | | | | |
| 2017-18 (RJR.) | 1-0 | 21-21.0 | 2-6 | .333 | 2-3 | .667 | 2-5 | .400 | 0-0-0 | 0.0 | 0-0 | 1 | 1 | 0 | 0 | 8 | 8.0 |
| CAREER | 62-30 | 1596-25.7 | 226-522 | .433 | 74-205 | .361 | 154-200 | .770 | 29-123-152 | 2.5 | 107-0 | 165 | 125 | 4 | 45 | 680 | 11.0 |

MASON'S BAYLOR STATS

| YEAR | GP-GS | MIN-AVG | FG-A | PCT | 3FG-A | PCT | FT-A | PCT | OFF-DEF-TOT | AVG | PF-D | A | TO | B | S | TP | AVG |
|--------------------|-------|---------|------|-----|-------|-----|------|-----|-------------|-----|------|---|----|---|---|----|-----|
| 2018-19 (RSR.) | | | | | | | | | | | | | | | | | |
| BU CAREER | | | | | | | | | | | | | | | | | |
| NCAA CAREER | | | | | | | | | | | | | | | | | |



24 – MATTHEW MAYER

G/F • 6-9 • 200 • FR. • HS

AUSTIN, TEXAS (WESTLAKE HS)

SEASON/CAREER HIGHS

- Points: – 12 vs. Southern (11/10/18)
- FG: – 3 vs. Southern (11/10/18)
- FGA: – 9 vs. Southern (11/10/18)
- 3FG: – 1 vs. Southern (11/10/18)
- 3FGA: – 4 vs. Southern (11/10/18)
- FT: – 5 vs. Southern (11/10/18)
- FTA: – 6 vs. Southern (11/10/18)
- Rebounds: – 6 vs. Texas Southern (11/6/18)
- Assists: – 2 vs. Southern (11/10/18)
- Turnovers: – 2 vs. Texas Southern (11/6/18)
- Blocks: –
- Steals: – 1 vs. Southern (11/10/18)
- Minutes Played: – 16 vs. Southern (11/10/18)

MISCELLANEOUS

| | 18-19 | BU RECORD |
|---------------------------|-------|-----------|
| Double-Figure Points: | 1 | 1-0 |
| Double-Figure Rebounds: | – | – |
| Double-Doubles: | – | – |
| 5+ Assists: | – | – |
| Led team in Points: | – | – |
| Led team in Rebounds: | – | – |
| Led team in Blocks: | – | – |
| Led team in Assists: | – | – |
| Led team in Bench Points: | 1 | 1-0 |

MAYER NOTEBOOK

- Freshman wing with length and ability to create his own shot off the dribble
- Came off bench for 12 points, 2 rebounds and 2 assists in 16 minutes vs. Southern (11/10)
- Had 6 rebounds (5 offensive) in just 11 minutes off bench in collegiate debut vs. Texas Southern (11/6)
- Four-star recruit from Austin’s Westlake High School, ranked among top-100 recruits nationally in 2018 class
- Helped Westlake to 36-4 record as senior in 2017-18, playing alongside Xavier’s Keonte Kennedy and Texas’ Brock Cunningham
- Scored 15 points during a 12-minute scrimmage period at Vanderbilt in October
- Committed to Baylor in June 2017, more than a year prior to enrolling at BU

2018-19 GAME-BY-GAME

| OPPONENT | DATE | GS | MIN | FG | 3FG | FT | OR-DR-TR | PF | A | T | B | S | PTS |
|-------------------|-------|----|-----|-----|-----|-----|----------|----|---|---|---|---|-----|
| Texas Southern | 11/6 | | 11 | 0-8 | 0-2 | 0-1 | 5-1-6 | 0 | 0 | 2 | 0 | 0 | 0 |
| Southern | 11/10 | | 16 | 3-9 | 1-4 | 5-6 | 0-2-2 | 2 | 2 | 0 | 0 | 1 | 12 |
| Prairie View A&M | 11/12 | | | | | | | | | | | | |
| Nicholls State | 11/16 | | | | | | | | | | | | |
| vs. Ole Miss | 11/23 | | | | | | | | | | | | |
| vs. TBD | 11/24 | | | | | | | | | | | | |
| South Dakota | 11/27 | | | | | | | | | | | | |
| at Wichita State | 12/1 | | | | | | | | | | | | |
| at Arizona | 12/15 | | | | | | | | | | | | |
| Stephen F. Austin | 12/18 | | | | | | | | | | | | |
| Oregon | 12/21 | | | | | | | | | | | | |
| New Orleans | 12/29 | | | | | | | | | | | | |
| at TCU | 1/5 | | | | | | | | | | | | |
| Iowa State | 1/8 | | | | | | | | | | | | |
| Kansas | 1/12 | | | | | | | | | | | | |
| at Oklahoma State | 1/14 | | | | | | | | | | | | |
| Texas Tech | 1/19 | | | | | | | | | | | | |
| at West Virginia | 1/21 | | | | | | | | | | | | |
| Alabama | 1/26 | | | | | | | | | | | | |
| at Oklahoma | 1/28 | | | | | | | | | | | | |
| TCU | 2/2 | | | | | | | | | | | | |
| at Texas | 2/6 | | | | | | | | | | | | |
| Kansas State | 2/9 | | | | | | | | | | | | |
| Oklahoma | 2/11 | | | | | | | | | | | | |
| at Texas Tech | 2/16 | | | | | | | | | | | | |
| at Iowa State | 2/19 | | | | | | | | | | | | |
| West Virginia | 2/23 | | | | | | | | | | | | |
| Texas | 2/27 | | | | | | | | | | | | |
| at Kansas State | 3/2 | | | | | | | | | | | | |
| Oklahoma State | 3/6 | | | | | | | | | | | | |
| at Kansas | 3/9 | | | | | | | | | | | | |

| MAYER'S CAREER STATS | | | | | | | | | | | | | | | | | |
|-----------------------------|------------|----------------|-------------|-------------|------------|-------------|------------|-------------|--------------|------------|------------|----------|----------|----------|----------|-----------|------------|
| YEAR | GP-GS | MIN-AVG | FG-A | PCT | 3FG-A | PCT | FT-A | PCT | OFF-DEF-TOT | AVG | PF-D | A | TO | B | S | TP | AVG |
| 2018-19 (FR.) | 2-0 | 27-13.5 | 3-17 | .176 | 1-6 | .167 | 5-7 | .714 | 5-3-8 | 4.0 | 2-0 | 2 | 2 | 0 | 1 | 12 | 6.0 |
| CAREER | 2-0 | 27-13.5 | 3-17 | .176 | 1-6 | .167 | 5-7 | .714 | 5-3-8 | 4.0 | 2-0 | 2 | 2 | 0 | 1 | 12 | 6.0 |



22 — KING MCCLURE

G • 6-3 • 215 • SR. • 3L
DALLAS, TEXAS (TRIPLE A ACADEMY)

SEASON HIGHS

Points: — 23 vs. Texas Southern (11/6/18)
FG: — 10 vs. Texas Southern (11/6/18)
FGA: — 18 vs. Texas Southern (11/6/18)
3FG: — 3 vs. Texas Southern (11/6/18)
3FGA: — 5 vs. Texas Southern (11/6/18)
FT: —
FTA: — 1 vs. Texas Southern (11/6/18)
Rebounds: — 5 vs. Texas Southern (11/6/18)
Assists: — 7 vs. Southern (11/10/18)
Turnovers: — 4 vs. Southern (11/10/18)
Blocks: — 1 vs. Texas Southern (11/6/18)
Steals: — 1 vs. Texas Southern (11/6/18); vs. Southern (11/10/18)
Minutes Played: — 36 vs. Texas Southern (11/6/18)

CAREER HIGHS

Points: — 23 vs. Randall (12/9/17); vs. Texas Southern (11/6/18)
FG: — 10 vs. Texas Southern (11/6/18)
FGA: — 18 vs. Texas Southern (11/6/18)
3FG: — 5 vs. Southern California (3/19/17)
3FGA: — 12 vs. Randall (12/9/17)
FT: — 7 vs. Texas Tech (2/17/18)
FTA: — 8 vs. Texas Tech (2/17/18)
Rebounds: — 6 vs. HSU (12/16/15); vs. Southern (12/20/17)
Assists: — 7 vs. Southern (11/10/18)
Turnovers: — 5 vs. West Virginia (3/9/18)
Blocks: — 1, eight times
Steals: — 5 vs. Savannah State (11/23/15)
Minutes Played: — 36 vs. Texas Southern (11/6/18)

MISCELLANEOUS

| | 18-19 | CAREER | BU RECORD |
|---------------------------|-------|--------|-----------|
| Double-Figure Points: | 1 | 27 | 18-9 |
| Double-Figure Assists: | — | — | — |
| Double-Doubles: | — | — | — |
| 20+ Points: | 1 | 2 | 1-1 |
| 5+ Assists: | 2 | 5 | 3-2 |
| Led team in Points: | 1 | 6 | 3-3 |
| Led team in Rebounds: | — | — | — |
| Led team in Assists: | 2 | 3 | 1-2 |
| Led team in Bench Points: | — | 12 | 7-5 |

MCCLURE NOTEBOOK

- Strong, physical senior guard, has played as shooting guard in 100 career games at Baylor (34 starts)
- Switched from No. 22 to No. 3 prior to senior season to honor teammate Jake Lindsey, who will miss 2018-19 season
- Set career highs in points (23), field goals made (10) and attempted (18) and minutes (36) in season opener vs. TXSO (11/6/18)
- Told basketball career was over due to heart condition in June 2015; had procedure and was cleared to resume in September 2015
- Scored in double-figures 13 times last season, has 27 career games of 10+ points, including pair of 20-point games
- Recorded career-bests of 23 points and 6 assists in 32 minutes vs. Randall (12/9/17)
- Posted then-career-highs of 19 points and 32 minutes in Hall of Fame Classic title game win vs. Creighton (11/21/17)
- Sparked comeback vs. Louisville (11/25/16) in Battle 4 Atlantis championship with 15 2nd-half points; played final 15 minutes
- Consensus top-100 recruit in 2015 class, ranked No. 54 nationally by 247Sports.com
- Three-time All-State selection, averaged at least 21 ppg in all four years of high school

2018-19 GAME-BY-GAME

| OPPONENT | DATE | GS | MIN | FG | 3FG | FT | OR-DR-TR | PF | A | T | B | S | PTS |
|-------------------|-------|----|-----|-------|-----|-----|----------|----|---|---|---|---|-----|
| Texas Southern | 11/6 | * | 36 | 10-18 | 3-5 | 0-1 | 0-5-5 | 3 | 5 | 2 | 1 | 1 | 23 |
| Southern | 11/10 | * | 25 | 1-6 | 0-2 | 0-0 | 0-3-3 | 3 | 7 | 4 | 0 | 1 | 2 |
| Prairie View A&M | 11/12 | | | | | | | | | | | | |
| Nicholls State | 11/16 | | | | | | | | | | | | |
| vs. Ole Miss | 11/23 | | | | | | | | | | | | |
| vs. TBD | 11/24 | | | | | | | | | | | | |
| South Dakota | 11/27 | | | | | | | | | | | | |
| at Wichita State | 12/1 | | | | | | | | | | | | |
| at Arizona | 12/15 | | | | | | | | | | | | |
| Stephen F. Austin | 12/18 | | | | | | | | | | | | |
| Oregon | 12/21 | | | | | | | | | | | | |
| New Orleans | 12/29 | | | | | | | | | | | | |
| at TCU | 1/5 | | | | | | | | | | | | |
| Iowa State | 1/8 | | | | | | | | | | | | |
| Kansas | 1/12 | | | | | | | | | | | | |
| at Oklahoma State | 1/14 | | | | | | | | | | | | |
| Texas Tech | 1/19 | | | | | | | | | | | | |
| at West Virginia | 1/21 | | | | | | | | | | | | |
| Alabama | 1/26 | | | | | | | | | | | | |
| at Oklahoma | 1/28 | | | | | | | | | | | | |
| TCU | 2/2 | | | | | | | | | | | | |
| at Texas | 2/6 | | | | | | | | | | | | |
| Kansas State | 2/9 | | | | | | | | | | | | |
| Oklahoma | 2/11 | | | | | | | | | | | | |
| at Texas Tech | 2/16 | | | | | | | | | | | | |
| at Iowa State | 2/19 | | | | | | | | | | | | |
| West Virginia | 2/23 | | | | | | | | | | | | |
| Texas | 2/27 | | | | | | | | | | | | |
| at Kansas State | 3/2 | | | | | | | | | | | | |
| Oklahoma State | 3/6 | | | | | | | | | | | | |
| at Kansas | 3/9 | | | | | | | | | | | | |

MCCLURE'S CAREER STATS

| YEAR | GP-GS | MIN-AVG | FG-A | PCT | 3FG-A | PCT | FT-A | PCT | OFF-DEF-TOT | AVG | PF-D | A | TO | B | S | TP | AVG |
|---------------|---------------|------------------|----------------|-------------|----------------|-------------|---------------|-------------|-------------------|------------|--------------|------------|-----------|----------|-----------|------------|------------|
| 2015-16 (FR.) | 34-0 | 444-13.1 | 52-116 | .448 | 29-77 | .377 | 18-27 | .667 | 8-31-39 | 1.1 | 47-0 | 22 | 14 | 4 | 30 | 151 | 4.4 |
| 2016-17 (SO.) | 32-13 | 459-14.3 | 54-122 | .443 | 28-77 | .364 | 24-32 | .750 | 9-31-40 | 1.3 | 41-0 | 26 | 25 | 2 | 14 | 160 | 5.0 |
| 2017-18 (JR.) | 34-21 | 814-23.9 | 93-237 | .392 | 42-120 | .350 | 49-64 | .766 | 16-68-84 | 2.5 | 79-0 | 57 | 53 | 1 | 31 | 277 | 8.1 |
| 2018-19 (SR.) | 2-2 | 61-30.5 | 11-24 | .458 | 3-7 | .429 | 0-1 | .000 | 0-8-8 | 4.0 | 6-0 | 12 | 6 | 1 | 2 | 25 | 12.5 |
| CAREER | 102-36 | 1778-17.4 | 210-499 | .421 | 102-281 | .363 | 91-124 | .734 | 33-138-171 | 1.7 | 173-0 | 117 | 98 | 8 | 77 | 613 | 6.0 |



0 – FLO THAMBA

F • 6-10 • 245 • FR. • HS
KINSHASA, CONGO (MOUNTAIN MISSION SCHOOL)

SEASON/CAREER HIGHS

Points: – 6 vs. Southern (11/10/18)
FG: – 3 vs. Southern (11/10/18)
FGA: – 3 vs. Texas Southern (11/6/18); vs. Southern (11/10/18)
3FG: –
3FGA: –
FT: –
FTA: – 1 vs. Texas Southern (11/6/18)
Rebounds: – 5 vs. Southern (11/10/18)
Assists: –
Turnovers: – 1 vs. Texas Southern (11/6/18); vs. Southern (11/10/18)
Blocks: – 1 vs. Texas Southern (11/6/18); vs. Southern (11/10/18)
Steals: –
Minutes Played: – 13 vs. Southern (11/10/18)

MISCELLANEOUS

| | 18-19 | BU RECORD |
|-------------------------|-------|-----------|
| Double-Figure Points: | – | – |
| Double-Figure Rebounds: | – | – |
| Double-Doubles: | – | – |
| 2+ Blocks: | – | – |
| Led team in Points: | – | – |
| Led team in Rebounds: | – | – |
| Led team in Blocks: | – | – |
| Led team in Assists: | – | – |


THAMBA NOTEBOOK

- Freshman big man with 7-foot-5 wingspan, originally from Kinshasa, Democratic Republic of the Congo
- Posted 6 points, 5 rebounds and 1 block in 13 minutes off bench vs. Southern (11/10)
- Had 4 points, 3 rebounds and 1 block in 9 minutes off bench in collegiate debut vs. Texas Southern (11/6)
- Grew up in South Africa, emigrated to United States in 2014
- Late addition to 2018 signing class, ranked No. 243 overall and No. 34 center by 247Sports
- Averaged 14.0 points, 10.0 rebounds and 1.5 blocks per game as senior at Mountain Mission School in Grundy, Va.

2018-19 GAME-BY-GAME

| OPPONENT | DATE | GS | MIN | FG | 3FG | FT | OR-DR-TR | PF | A | T | B | S | PTS |
|-------------------|-------|----|-----|-----|-----|-----|----------|----|---|---|---|---|-----|
| Texas Southern | 11/6 | | 9 | 2-3 | 0-0 | 0-1 | 2-1-3 | 0 | 0 | 1 | 1 | 0 | 4 |
| Southern | 11/10 | | 13 | 3-3 | 0-0 | 0-0 | 2-3-5 | 1 | 0 | 1 | 1 | 0 | 6 |
| Prairie View A&M | 11/12 | | | | | | | | | | | | |
| Nicholls State | 11/16 | | | | | | | | | | | | |
| vs. Ole Miss | 11/23 | | | | | | | | | | | | |
| vs. TBD | 11/24 | | | | | | | | | | | | |
| South Dakota | 11/27 | | | | | | | | | | | | |
| at Wichita State | 12/1 | | | | | | | | | | | | |
| at Arizona | 12/15 | | | | | | | | | | | | |
| Stephen F. Austin | 12/18 | | | | | | | | | | | | |
| Oregon | 12/21 | | | | | | | | | | | | |
| New Orleans | 12/29 | | | | | | | | | | | | |
| at TCU | 1/5 | | | | | | | | | | | | |
| Iowa State | 1/8 | | | | | | | | | | | | |
| Kansas | 1/12 | | | | | | | | | | | | |
| at Oklahoma State | 1/14 | | | | | | | | | | | | |
| Texas Tech | 1/19 | | | | | | | | | | | | |
| at West Virginia | 1/21 | | | | | | | | | | | | |
| Alabama | 1/26 | | | | | | | | | | | | |
| at Oklahoma | 1/28 | | | | | | | | | | | | |
| TCU | 2/2 | | | | | | | | | | | | |
| at Texas | 2/6 | | | | | | | | | | | | |
| Kansas State | 2/9 | | | | | | | | | | | | |
| Oklahoma | 2/11 | | | | | | | | | | | | |
| at Texas Tech | 2/16 | | | | | | | | | | | | |
| at Iowa State | 2/19 | | | | | | | | | | | | |
| West Virginia | 2/23 | | | | | | | | | | | | |
| Texas | 2/27 | | | | | | | | | | | | |
| at Kansas State | 3/2 | | | | | | | | | | | | |
| Oklahoma State | 3/6 | | | | | | | | | | | | |
| at Kansas | 3/9 | | | | | | | | | | | | |

| THAMBA'S CAREER STATS | | | | | | | | | | | | | | | | | |
|------------------------------|------------|----------------|------------|-------------|------------|-------------|------------|-------------|--------------|------------|------------|----------|----------|----------|----------|-----------|------------|
| YEAR | GP-GS | MIN-AVG | FG-A | PCT | 3FG-A | PCT | FT-A | PCT | OFF-DEF-TOT | AVG | PF-D | A | TO | B | S | TP | AVG |
| 2018-19 (FR.) | 2-0 | 22-11.0 | 5-6 | .833 | 0-0 | .000 | 0-1 | .000 | 4-4-8 | 4.0 | 1-0 | 0 | 2 | 2 | 0 | 10 | 5.0 |
| CAREER | 2-0 | 22-11.0 | 5-6 | .833 | 0-0 | .000 | 0-1 | .000 | 4-4-8 | 4.0 | 1-0 | 0 | 2 | 2 | 0 | 10 | 5.0 |



11 — MARK VITAL

G/F • 6-5 • 230 • RSO. • 1L

LAKE CHARLES, LA. (ADVANCED PREP INT'L (TEXAS))

SEASON HIGHS

Points: — 10 vs. Texas Southern (11/6/18)
FG: — 4 vs. Texas Southern (11/6/18)
FGA: — 8 vs. Texas Southern (11/6/18); vs. Southern (11/10/18)
3FG: — 1 vs. Texas Southern (11/6/18); vs. Southern (11/10/18)
3FGA: — 3 vs. Texas Southern (11/6/18)
FT: — 1 vs. Texas Southern (11/6/18)
FTA: — 2 vs. Texas Southern (11/6/18); vs. Southern (11/10/18)
Rebounds: — 9 vs. Texas Southern (11/6/18)
Assists: — 3 vs. Texas Southern (11/6/18)
Turnovers: — 5 vs. Texas Southern (11/6/18)
Blocks: — 2 vs. Southern (11/10/18)
Steals: — 2 vs. Texas Southern (11/6/18)
Minutes Played: — 28 vs. Texas Southern (11/6/18)

CAREER HIGHS

Points: — 12, three times
FG: — 5, six times
FGA: — 12 vs. Oklahoma (2/27/18)
3FG: — 1, three times
3FGA: — 3 vs. Texas Southern (11/6/18)
FT: — 4 at Texas Tech (12/29/17); vs. Texas (1/6/18)
FTA: — 8 vs. Texas (1/6/18)
Rebounds: — 11 vs. Kansas (2/10/18)
Assists: — 8 vs. Oklahoma State (1/15/18)
Turnovers: — 7 vs. Kansas (2/10/18)
Blocks: — 3 vs. Kansas (2/10/18)
Steals: — 3 vs. Wichita State (12/2/17)
Minutes Played: — 38 at Texas (2/12/18)

MISCELLANEOUS

| | 18-19 | CAREER | BU RECORD |
|---------------------------|-------|--------|-----------|
| Double-Figure Points: | 1 | 10 | 5-5 |
| Double-Figure Rebounds: | — | 2 | 2-0 |
| Double-Doubles: | — | — | — |
| 5+ Assists: | — | 4 | 3-1 |
| 2+ Blocks | 1 | 5 | 4-1 |
| Led team in Points: | — | 1 | 0-1 |
| Led team in Rebounds: | 2 | 10 | 7-3 |
| Led team in Assists: | — | 6 | 3-3 |
| Led team in Blocks: | 1 | 5 | 3-2 |
| Led team in Bench Points: | — | 6 | 5-1 |

VITAL NOTEBOOK

- High-flying redshirt sophomore guard/forward from Lake Charles, La., sat out 2016-17 season before debuting in 2017-18
- Posted 10 points, 9 rebounds, 3 assists and 2 steals in 28 minutes of season opener vs. Texas Southern (11/6)
- Has seen at least 20 minutes of action in 28 of 35 career games, including each of last 16 games played
- Has scored in double-figures 10 times and has 2 games with double-digit rebounds
- Played in 33 games during redshirt freshman season, came off bench in first 11 games, then started 18 of final 22
- Ranked 14th in Big 12 Conference and 3rd among freshmen with 5.6 rebounds per game in 2017-18
- Grabbed career-high 11 rebounds, had career-high 3 blocks and 2 assists in 32 minutes of win over No. 10 Kansas (2/10/18)
- Nicknamed “Baby Rico” after former Baylor All-American power forward and fellow Louisianan Rico Gathers
- Ranked No. 1 in Louisiana and No. 55 nationally in 2016 recruiting class by 247Sports.com
- Featured by Yahoo! as “Middle School Basketball’s Most Impressive Dunker” in 2012
- Known for highlight-reel dunks, including jumping over four players in a slam dunk contest
- Committed to Baylor in September 2013, more than two years before signing day

2018-19 GAME-BY-GAME

| OPPONENT | DATE | GS | MIN | FG | 3FG | FT | OR-DR-TR | PF | A | T | B | S | PTS |
|-------------------|-------|----|-----|-----|-----|-----|----------|----|---|---|---|---|-----|
| Texas Southern | 11/6 | * | 28 | 4-8 | 1-3 | 1-2 | 5-4-9 | 4 | 3 | 5 | 0 | 2 | 10 |
| Southern | 11/10 | * | 27 | 1-8 | 1-2 | 0-2 | 2-4-6 | 3 | 2 | 2 | 2 | 0 | 3 |
| Prairie View A&M | 11/12 | | | | | | | | | | | | |
| Nicholls State | 11/16 | | | | | | | | | | | | |
| vs. Ole Miss | 11/23 | | | | | | | | | | | | |
| vs. TBD | 11/24 | | | | | | | | | | | | |
| South Dakota | 11/27 | | | | | | | | | | | | |
| at Wichita State | 12/1 | | | | | | | | | | | | |
| at Arizona | 12/15 | | | | | | | | | | | | |
| Stephen F. Austin | 12/18 | | | | | | | | | | | | |
| Oregon | 12/21 | | | | | | | | | | | | |
| New Orleans | 12/29 | | | | | | | | | | | | |
| at TCU | 1/5 | | | | | | | | | | | | |
| Iowa State | 1/8 | | | | | | | | | | | | |
| Kansas | 1/12 | | | | | | | | | | | | |
| at Oklahoma State | 1/14 | | | | | | | | | | | | |
| Texas Tech | 1/19 | | | | | | | | | | | | |
| at West Virginia | 1/21 | | | | | | | | | | | | |
| Alabama | 1/26 | | | | | | | | | | | | |
| at Oklahoma | 1/28 | | | | | | | | | | | | |
| TCU | 2/2 | | | | | | | | | | | | |
| at Texas | 2/6 | | | | | | | | | | | | |
| Kansas State | 2/9 | | | | | | | | | | | | |
| Oklahoma | 2/11 | | | | | | | | | | | | |
| at Texas Tech | 2/16 | | | | | | | | | | | | |
| at Iowa State | 2/19 | | | | | | | | | | | | |
| West Virginia | 2/23 | | | | | | | | | | | | |
| Texas | 2/27 | | | | | | | | | | | | |
| at Kansas State | 3/2 | | | | | | | | | | | | |
| Oklahoma State | 3/6 | | | | | | | | | | | | |
| at Kansas | 3/9 | | | | | | | | | | | | |

VITAL'S CAREER STATS

| YEAR | GP-GS | MIN-AVG | FG-A | PCT | 3FG-A | PCT | FT-A | PCT | OFF-DEF-TOT | AVG | PF-D | A | TO | B | S | TP | AVG |
|----------------|--------------|-----------------|---------------|-------------|-------------|-------------|--------------|-------------|-------------------|------------|-------------|-----------|-----------|-----------|-----------|------------|------------|
| 2016-17 (FR.) | | -redshirt- | | | | | | | | | | | | | | | |
| 2017-18 (RFR.) | 33-18 | 786-23.8 | 87-181 | .481 | 1-10 | .100 | 47-93 | .505 | 75-109-184 | 5.6 | 73-0 | 71 | 68 | 21 | 26 | 222 | 6.7 |
| 2018-19 (RSO.) | 2-2 | 55-27.5 | 5-16 | .313 | 2-5 | .400 | 1-4 | .250 | 7-8-15 | 7.5 | 7-0 | 5 | 7 | 2 | 2 | 13 | 6.5 |
| CAREER | 35-20 | 841-24.0 | 92-197 | .467 | 3-15 | .200 | 48-97 | .495 | 82-117-199 | 5.7 | 80-0 | 76 | 75 | 23 | 28 | 235 | 6.7 |

2018-19 SEASON STATISTICS



**2018-19 Baylor Basketball
Baylor Combined Team Statistics (as of Nov 10, 2018)
All games**



| RECORD: | OVERALL | HOME | AWAY | NEUTRAL |
|----------------|---------|------|------|---------|
| ALL GAMES | 1-1 | 1-1 | 0-0 | 0-0 |
| CONFERENCE | 0-0 | 0-0 | 0-0 | 0-0 |
| NON-CONFERENCE | 1-1 | 1-1 | 0-0 | 0-0 |

| # | Player | gp-gs | min | avg | Total | | 3-Point | | F-Throw | | Rebounds | | | | pf | dq | a | to | blk | stl | pts | avg | |
|----------------|--------------------|-------|-----|------|--------|------|---------|-------|---------|-------|----------|-----|-----|------|----|----|----|----|-----|-----|-----|------|--|
| | | | | | fg-fga | fg% | 3fg-fga | 3fg% | ft-fa | ft% | off | def | tot | avg | | | | | | | | | |
| 02 | Bandoo, Devonte | 2-1 | 64 | 32.0 | 11-20 | .550 | 5-10 | .500 | 8-8 | 1.000 | 1 | 7 | 8 | 4.0 | 1 | 0 | 4 | 2 | 0 | 3 | 35 | 17.5 | |
| 25 | Clark, Tristan | 2-2 | 41 | 20.5 | 13-16 | .813 | 1-1 | 1.000 | 1-1 | 1.000 | 6 | 3 | 9 | 4.5 | 9 | 1 | 1 | 2 | 4 | 0 | 28 | 14.0 | |
| 03 | McClure, King | 2-2 | 61 | 30.5 | 11-24 | .458 | 3-7 | .429 | 0-1 | .000 | 0 | 8 | 8 | 4.0 | 6 | 0 | 12 | 6 | 1 | 2 | 25 | 12.5 | |
| 11 | Vital, Mark | 2-2 | 55 | 27.5 | 5-16 | .313 | 2-5 | .400 | 1-4 | .250 | 7 | 8 | 15 | 7.5 | 7 | 0 | 5 | 7 | 2 | 2 | 13 | 6.5 | |
| 24 | Mayer, Matthew | 2-0 | 27 | 13.5 | 3-17 | .176 | 1-6 | .167 | 5-7 | .714 | 5 | 3 | 8 | 4.0 | 2 | 0 | 2 | 2 | 0 | 1 | 12 | 6.0 | |
| 12 | Butler, Jared | 2-1 | 41 | 20.5 | 4-13 | .308 | 2-7 | .286 | 1-2 | .500 | 0 | 2 | 2 | 1.0 | 6 | 0 | 6 | 3 | 0 | 3 | 11 | 5.5 | |
| 00 | Thamba, Flo | 2-0 | 22 | 11.0 | 5-6 | .833 | 0-0 | .000 | 0-1 | .000 | 4 | 4 | 8 | 4.0 | 1 | 0 | 0 | 2 | 2 | 0 | 10 | 5.0 | |
| 01 | Allen, Darius | 2-1 | 45 | 22.5 | 3-12 | .250 | 1-9 | .111 | 1-5 | .200 | 3 | 4 | 7 | 3.5 | 1 | 0 | 1 | 2 | 3 | 2 | 8 | 4.0 | |
| 33 | Gillespie, Freddie | 2-1 | 40 | 20.0 | 3-5 | .600 | 0-0 | .000 | 1-3 | .333 | 9 | 4 | 13 | 6.5 | 8 | 0 | 0 | 1 | 0 | 0 | 7 | 3.5 | |
| 15 | Okeke, Obim | 2-0 | 4 | 2.0 | 0-1 | .000 | 0-1 | .000 | 0-0 | .000 | 0 | 0 | 0 | 0.0 | 2 | 0 | 0 | 1 | 0 | 1 | 0 | 0.0 | |
| Team | | | | | | | | | | | 1 | 0 | 1 | | | | | | | | | | |
| Total..... | | 2 | 400 | | 58-130 | .446 | 15-46 | .326 | 18-32 | .563 | 36 | 43 | 79 | 39.5 | 43 | 1 | 31 | 28 | 12 | 14 | 149 | 74.5 | |
| Opponents..... | | 2 | 400 | | 42-97 | .433 | 13-33 | .394 | 28-42 | .667 | 19 | 47 | 66 | 33.0 | 39 | 1 | 25 | 39 | 6 | 9 | 125 | 62.5 | |

| TEAM STATISTICS | BU | OPP | Date | Opponent | Score | Att. |
|------------------------|--------|-------|---------------------|----------------|---------|------|
| SCORING | 149 | 125 | 11/06/18 | TEXAS SOUTHERN | L 69-72 | 4327 |
| Points per game | 74.5 | 62.5 | 11/10/18 | SOUTHERN | W 80-53 | 4344 |
| Scoring margin | +12.0 | - | * - Conference game | | | |
| FIELD GOALS-ATT | 58-130 | 42-97 | | | | |
| Field goal pct | .446 | .433 | | | | |
| 3 POINT FG-ATT | 15-46 | 13-33 | | | | |
| 3-point FG pct | .326 | .394 | | | | |
| 3-pt FG made per game | 7.5 | 6.5 | | | | |
| FREE THROWS-ATT | 18-32 | 28-42 | | | | |
| Free throw pct | .563 | .667 | | | | |
| F-Throws made per game | 9.0 | 14.0 | | | | |
| REBOUNDS | 79 | 66 | | | | |
| Rebounds per game | 39.5 | 33.0 | | | | |
| Rebounding margin | +6.5 | - | | | | |
| ASSISTS | 31 | 25 | | | | |
| Assists per game | 15.5 | 12.5 | | | | |
| TURNOVERS | 28 | 39 | | | | |
| Turnovers per game | 14.0 | 19.5 | | | | |
| Turnover margin | +5.5 | - | | | | |
| Assist/turnover ratio | 1.1 | 0.6 | | | | |
| STEALS | 14 | 9 | | | | |
| Steals per game | 7.0 | 4.5 | | | | |
| BLOCKS | 12 | 6 | | | | |
| Blocks per game | 6.0 | 3.0 | | | | |
| ATTENDANCE | 8671 | 0 | | | | |
| Home games-Avg/Game | 2-4336 | 0-0 | | | | |
| Neutral site-Avg/Game | - | 0-0 | | | | |

| Score by Periods | 1st | 2nd | Totals |
|------------------|-----|-----|--------|
| Baylor | 71 | 78 | 149 |
| Opponents | 54 | 71 | 125 |

GAME 1 – TEXAS SOUTHERN 72, BAYLOR 69

GAME 2 – BAYLOR 80, SOUTHERN 53



Official Basketball Box Score -- Game Totals -- Final Statistics
Texas Southern vs Baylor
11/06/18 8:30 pm at Ferrell Center (Waco, Texas)



Texas Southern 72 • 1-0

| # | Player | Total | | 3-Ptr | | Rebounds | | | PF | TP | A | TO | Blk | Stl | Min |
|-----------------|-------------------|--------|--------|-----------|--------|----------|-------|-----|-------|-------|----|----|-----|-----|-----|
| | | FG-FGA | FT-FTA | FG-FGA | FT-FTA | Off | Def | Tot | | | | | | | |
| 00 | Devocio Butler | f | 5-9 | 3-3 | 0-1 | 3 | 3 | 6 | 2 | 13 | 1 | 1 | 0 | 1 | 32 |
| 01 | Jeremy Combs | f | 4-8 | 0-1 | 3-6 | 3 | 5 | 8 | 4 | 11 | 2 | 2 | 0 | 1 | 24 |
| 05 | Trayvon Reed | c | 7-9 | 0-0 | 1-3 | 4 | 8 | 12 | 2 | 15 | 2 | 3 | 2 | 1 | 32 |
| 03 | Jaylyn Patterson | g | 6-14 | 5-11 | 6-6 | 0 | 3 | 3 | 2 | 23 | 6 | 5 | 1 | 0 | 36 |
| 11 | Cainan McClelland | g | 1-2 | 1-2 | 2-2 | 0 | 1 | 1 | 1 | 5 | 1 | 1 | 0 | 1 | 18 |
| 04 | Derrick Bruce | g | 0-3 | 0-3 | 0-0 | 0 | 2 | 2 | 3 | 0 | 4 | 3 | 1 | 1 | 22 |
| 12 | John Jones | g | 0-1 | 0-1 | 0-0 | 0 | 0 | 0 | 2 | 0 | 1 | 0 | 0 | 0 | 8 |
| 15 | Justin Hopkins | g | 2-5 | 0-0 | 1-3 | 1 | 1 | 2 | 0 | 5 | 0 | 1 | 0 | 0 | 21 |
| 20 | Tyrik Armstrong | g | 0-1 | 0-0 | 0-0 | 0 | 0 | 0 | 1 | 0 | 1 | 2 | 0 | 0 | 4 |
| 44 | Michael Dobbins | g | 0-0 | 0-0 | 0-0 | 0 | 0 | 0 | 1 | 0 | 0 | 0 | 0 | 0 | 3 |
| | Team | | | | | 1 | 0 | 1 | | | | | | | |
| Totals | | | 25-52 | 9-21 | 13-21 | 12 | 23 | 35 | 17 | 72 | 18 | 18 | 4 | 5 | 200 |
| FG % 1st Half: | | 8-25 | 32.0% | 2nd half: | 17-27 | 63.0% | Game: | | 25-52 | 48.1% | | | | | |
| 3FG % 1st Half: | | 3-10 | 30.0% | 2nd half: | 6-11 | 54.5% | Game: | | 9-21 | 42.9% | | | | | |
| FT % 1st Half: | | 8-13 | 61.5% | 2nd half: | 5-8 | 62.5% | Game: | | 13-21 | 61.9% | | | | | |

Baylor 69 • 0-1

| # | Player | Total | | 3-Ptr | | Rebounds | | | PF | TP | A | TO | Blk | Stl | Min |
|-----------------|--------------------|--------|--------|-----------|--------|----------|-------|-----|-------|-------|----|----|-----|-----|-----|
| | | FG-FGA | FT-FTA | FG-FGA | FT-FTA | Off | Def | Tot | | | | | | | |
| 25 | Clark, Tristan | f | 5-7 | 1-1 | 0-0 | 2 | 1 | 3 | 5 | 11 | 0 | 1 | 2 | 0 | 19 |
| 01 | Allen, Darius | g | 1-5 | 0-3 | 0-2 | 2 | 3 | 5 | 0 | 2 | 1 | 2 | 1 | 1 | 26 |
| 03 | McClure, King | g | 10-18 | 3-5 | 0-1 | 0 | 5 | 5 | 3 | 23 | 5 | 2 | 1 | 1 | 36 |
| 11 | Vital, Mark | g | 4-8 | 1-3 | 1-2 | 5 | 4 | 9 | 4 | 10 | 3 | 5 | 0 | 2 | 28 |
| 12 | Butler, Jared | g | 1-6 | 0-3 | 0-0 | 0 | 0 | 0 | 4 | 2 | 1 | 3 | 0 | 2 | 21 |
| 00 | Thamba, Flo | g | 2-3 | 0-0 | 0-1 | 2 | 1 | 3 | 0 | 4 | 0 | 1 | 1 | 0 | 9 |
| 02 | Bandoo, Devonte | g | 4-8 | 1-2 | 1-1 | 0 | 2 | 2 | 1 | 10 | 2 | 2 | 0 | 0 | 30 |
| 15 | Okeke, Obim | g | 0-0 | 0-0 | 0-0 | 0 | 0 | 0 | 2 | 0 | 0 | 0 | 0 | 0 | 2 |
| 24 | Mayer, Matthew | g | 0-8 | 0-2 | 0-1 | 5 | 1 | 6 | 0 | 0 | 0 | 2 | 0 | 0 | 11 |
| 33 | Gillespie, Freddie | g | 3-4 | 0-0 | 1-3 | 5 | 2 | 7 | 4 | 7 | 0 | 1 | 0 | 0 | 18 |
| | Team | | | | | 0 | 0 | 0 | | | | | | | |
| Totals | | | 30-67 | 6-19 | 3-11 | 21 | 19 | 40 | 23 | 69 | 12 | 19 | 5 | 6 | 200 |
| FG % 1st Half: | | 17-33 | 51.5% | 2nd half: | 13-34 | 38.2% | Game: | | 30-67 | 44.8% | | | | | |
| 3FG % 1st Half: | | 4-9 | 44.4% | 2nd half: | 2-10 | 20.0% | Game: | | 6-19 | 31.6% | | | | | |
| FT % 1st Half: | | 2-7 | 28.6% | 2nd half: | 1-4 | 25.0% | Game: | | 3-11 | 27.3% | | | | | |

Officials: Darron George, Jeb Hartness, Tommy Short
Technical fouls: Texas Southern-Jeremy Combs, Derrick Bruce, Baylor-Vital, Mark
Attendance: 4327
Fouled Out: BU: #25 Clark 3:18

| Score by periods | 1st | 2nd | Total |
|------------------|-----|-----|-------|
| Texas Southern | 27 | 45 | 72 |
| Baylor | 40 | 29 | 69 |

Last FG - TSUM 2nd-00:21, BU 2nd-00:37.
Largest lead - TSUM by 3 2nd-00:04, BU by 17 2nd-13:57.
TSUM led for 02:16, BU led for 36:20, Game was tied for 01:22.

| | In | Off | 2nd | Fast | Bench |
|--------|----|-----|-----|------|-------|
| Points | 32 | 14 | 11 | 2 | 5 |
| TSUM | 42 | 20 | 15 | 8 | 21 |

Score tied - 2 times.
Lead changed - 4 times.



Official Basketball Box Score -- Game Totals -- Final Statistics
Southern vs Baylor
11/10/18 5:00 pm at Ferrell Center (Waco, Texas)



Southern 53 • 0-2

| # | Player | Total | | 3-Ptr | | Rebounds | | | PF | TP | A | TO | Blk | Stl | Min |
|-----------------|-----------------|--------|--------|-----------|--------|----------|-------|-----|-------|-------|---|----|-----|-----|-----|
| | | FG-FGA | FT-FTA | FG-FGA | FT-FTA | Off | Def | Tot | | | | | | | |
| 20 | Sydney Urnude | f | 2-6 | 0-0 | 0-2 | 0 | 5 | 5 | 0 | 4 | 0 | 0 | 0 | 1 | 23 |
| 21 | Bryan Assie | f | 1-4 | 0-0 | 2-3 | 1 | 2 | 3 | 2 | 4 | 0 | 1 | 2 | 0 | 23 |
| 14 | Aaron Ray | g | 0-1 | 0-1 | 0-0 | 0 | 4 | 4 | 5 | 0 | 2 | 1 | 0 | 1 | 22 |
| 22 | Eddie Reese | g | 6-9 | 1-2 | 5-6 | 1 | 3 | 4 | 2 | 18 | 0 | 7 | 0 | 1 | 28 |
| 32 | Jayden Sadler | g | 3-8 | 0-1 | 5-5 | 0 | 1 | 1 | 2 | 11 | 3 | 4 | 0 | 1 | 31 |
| 00 | Richard Lee | g | 2-7 | 2-5 | 0-0 | 0 | 0 | 0 | 2 | 6 | 0 | 1 | 0 | 0 | 15 |
| 03 | Trevor Blackmon | g | 0-0 | 0-0 | 1-3 | 0 | 0 | 0 | 3 | 1 | 1 | 2 | 0 | 1 | 10 |
| 04 | Isaiah Rollins | g | 0-2 | 0-1 | 2-2 | 0 | 0 | 0 | 0 | 2 | 0 | 0 | 0 | 0 | 6 |
| 10 | Hassan Husein | g | 0-0 | 0-0 | 0-0 | 1 | 0 | 1 | 0 | 0 | 0 | 0 | 0 | 0 | 7 |
| 12 | Alex Ennis | g | 1-1 | 0-0 | 0-0 | 1 | 1 | 2 | 2 | 2 | 0 | 1 | 0 | 0 | 10 |
| 13 | Torrey Mayo | g | 0-0 | 0-0 | 0-0 | 0 | 0 | 0 | 0 | 0 | 0 | 0 | 0 | 0 | 1 |
| 23 | Marcel Burton | g | 1-4 | 1-2 | 0-0 | 0 | 1 | 1 | 3 | 3 | 0 | 1 | 0 | 0 | 11 |
| 24 | Osa Wilson | g | 1-2 | 0-0 | 0-0 | 0 | 2 | 2 | 1 | 2 | 0 | 2 | 0 | 0 | 6 |
| 25 | Brendon Brooks | g | 0-1 | 0-0 | 0-0 | 0 | 1 | 1 | 0 | 0 | 1 | 0 | 0 | 0 | 7 |
| | Team | | | | | 3 | 4 | 7 | | | | | | | |
| Totals | | | 17-45 | 4-12 | 15-21 | 7 | 24 | 31 | 22 | 53 | 7 | 21 | 2 | 4 | 200 |
| FG % 1st Half: | | 9-21 | 42.9% | 2nd half: | 8-24 | 33.3% | Game: | | 17-45 | 37.8% | | | | | |
| 3FG % 1st Half: | | 3-4 | 75.0% | 2nd half: | 1-8 | 12.5% | Game: | | 4-12 | 33.3% | | | | | |
| FT % 1st Half: | | 6-9 | 66.7% | 2nd half: | 9-12 | 75.0% | Game: | | 15-21 | 71.4% | | | | | |

Baylor 80 • 1-1

| # | Player | Total | | 3-Ptr | | Rebounds | | | PF | TP | A | TO | Blk | Stl | Min |
|-----------------|--------------------|--------|--------|-----------|--------|----------|-------|-----|-------|-------|----|----|-----|-----|-----|
| | | FG-FGA | FT-FTA | FG-FGA | FT-FTA | Off | Def | Tot | | | | | | | |
| 25 | Clark, Tristan | f | 8-9 | 0-0 | 1-1 | 4 | 2 | 6 | 4 | 17 | 1 | 1 | 2 | 0 | 22 |
| 33 | Gillespie, Freddie | f | 0-1 | 0-0 | 0-0 | 4 | 2 | 6 | 4 | 0 | 0 | 0 | 0 | 0 | 22 |
| 02 | Bandoo, Devonte | g | 7-12 | 4-8 | 7-7 | 1 | 5 | 6 | 0 | 25 | 2 | 0 | 0 | 3 | 34 |
| 03 | McClure, King | g | 1-6 | 0-2 | 0-0 | 0 | 3 | 3 | 3 | 2 | 7 | 4 | 0 | 1 | 25 |
| 11 | Vital, Mark | g | 1-8 | 1-2 | 0-2 | 2 | 4 | 6 | 3 | 3 | 2 | 2 | 2 | 0 | 27 |
| 00 | Thamba, Flo | g | 3-3 | 0-0 | 0-0 | 2 | 3 | 5 | 1 | 6 | 0 | 1 | 1 | 0 | 13 |
| 01 | Allen, Darius | g | 2-7 | 1-6 | 1-3 | 1 | 1 | 2 | 1 | 6 | 0 | 0 | 2 | 1 | 19 |
| 12 | Butler, Jared | g | 3-7 | 2-4 | 1-2 | 0 | 2 | 2 | 2 | 9 | 5 | 0 | 0 | 1 | 20 |
| 15 | Okeke, Obim | g | 0-1 | 0-1 | 0-0 | 0 | 0 | 0 | 0 | 0 | 0 | 1 | 0 | 1 | 2 |
| 24 | Mayer, Matthew | g | 3-9 | 1-4 | 5-6 | 0 | 2 | 2 | 2 | 12 | 2 | 0 | 0 | 1 | 16 |
| | Team | | | | | 1 | 0 | 1 | | | | | | | |
| Totals | | | 28-63 | 9-27 | 15-21 | 15 | 24 | 39 | 20 | 80 | 19 | 9 | 7 | 8 | 200 |
| FG % 1st Half: | | 11-27 | 40.7% | 2nd half: | 17-36 | 47.2% | Game: | | 28-63 | 44.4% | | | | | |
| 3FG % 1st Half: | | 3-12 | 25.0% | 2nd half: | 6-15 | 40.0% | Game: | | 9-27 | 33.3% | | | | | |
| FT % 1st Half: | | 6-8 | 75.0% | 2nd half: | 9-13 | 69.2% | Game: | | 15-21 | 71.4% | | | | | |

Officials: Doug Simmons, Byron Jarrett, Brent Hampton
Technical fouls: Southern-None, Baylor-None.
Attendance: 4344
Delayed start due to basket issue. Start time approximately 5:50.
Fouled Out: Southern: #14 Ray 8:30

| Score by periods | 1st | 2nd | Total |
|------------------|-----|-----|-------|
| Southern | 27 | 26 | 53 |
| Baylor | 31 | 49 | 80 |

Last FG - SU 2nd-00:01, BU 2nd-01:42.
Largest lead - SU by 2 1st-18:06, BU by 29 2nd-00:58.
SU led for 01:28, BU led for 35:26, Game was tied for 03:06.

| | In | Off | 2nd | Fast | Bench |
|--------|----|-----|-----|------|-------|
| Points | 24 | 4 | 6 | 4 | 16 |
| SU | 36 | 33 | 14 | 4 | 33 |

Score tied - 3 times.
Lead changed - 4 times.

TEAM GAME-BY-GAME

2018-19 Baylor Basketball
Baylor Team Game-by-Game (as of Nov 10, 2018)
All games



BIG 12 CONFERENCE

TEAM STATISTICS

| Opponent | Date | Score | Total | | 3-Pointers | | Free throws | | Rebounds | | | | pf | a | t/o | blk | stl | pts | avg | |
|----------------|----------|-------|--------|--------|------------|-------|-------------|-------|----------|-----|-----|-----|------|----|-----|-----|-----|-----|-----|------|
| | | | fg-fga | pct | 3fg-fga | pct | ft-fta | pct | off | def | tot | avg | | | | | | | | |
| TEXAS SOUTHERN | 11/06/18 | 69-72 | L | 30-67 | .448 | 6-19 | .316 | 3-11 | .273 | 21 | 19 | 40 | 40.0 | 23 | 12 | 19 | 5 | 6 | 69 | 69.0 |
| SOUTHERN | 11/10/18 | 80-53 | W | 28-63 | .444 | 9-27 | .333 | 15-21 | .714 | 15 | 24 | 39 | 39.5 | 20 | 19 | 9 | 7 | 8 | 80 | 74.5 |
| Baylor | | 149 | | 58-130 | .446 | 15-46 | .326 | 18-32 | .563 | 36 | 43 | 79 | 39.5 | 43 | 31 | 28 | 12 | 14 | 149 | 74.5 |
| Opponents | | 125 | | 42-97 | .433 | 13-33 | .394 | 28-42 | .667 | 19 | 47 | 66 | 33.0 | 39 | 25 | 39 | 6 | 9 | 125 | 62.5 |

Games played: 2
Points/game: 74.5
FG Pct: 44.6
3FG Pct: 32.6
FT Pct: 56.3

Rebounds/game: 39.5
Assists/game: 15.5
Turnovers/game: 14.0
Assist/turnover ratio: 1.1
Steals/game: 7.0
Blocks/game: 6.0

OPPONENT GAME-BY-GAME

| Opponent | Date | Score | Total | | 3-Pointers | | Free throws | | Rebounds | | | | pf | a | t/o | blk | stl | pts | avg | |
|----------------|----------|-------|--------|--------|------------|-------|-------------|-------|----------|-----|-----|-----|------|----|-----|-----|-----|-----|-----|------|
| | | | fg-fga | pct | 3fg-fga | pct | ft-fta | pct | off | def | tot | avg | | | | | | | | |
| TEXAS SOUTHERN | 11/06/18 | 69-72 | L | 25-52 | .481 | 9-21 | .429 | 13-21 | .619 | 12 | 23 | 35 | 35.0 | 17 | 18 | 18 | 4 | 5 | 72 | 72.0 |
| SOUTHERN | 11/10/18 | 80-53 | W | 17-45 | .378 | 4-12 | .333 | 15-21 | .714 | 7 | 24 | 31 | 33.0 | 22 | 7 | 21 | 2 | 4 | 53 | 62.5 |
| Opponents | | 125 | | 42-97 | .433 | 13-33 | .394 | 28-42 | .667 | 19 | 47 | 66 | 33.0 | 39 | 25 | 39 | 6 | 9 | 125 | 62.5 |
| Baylor | | 149 | | 58-130 | .446 | 15-46 | .326 | 18-32 | .563 | 36 | 43 | 79 | 39.5 | 43 | 31 | 28 | 12 | 14 | 149 | 74.5 |

Games played: 2
Points/game: 62.5
FG Pct: 43.3
3FG Pct: 39.4
FT Pct: 66.7

Rebounds/game: 33.0
Assists/game: 12.5
Turnovers/game: 19.5
Assist/turnover ratio: 0.6
Steals/game: 4.5
Blocks/game: 3.0

TEAM COMPARISON GAME-BY-GAME

| Opponent | 1st | 2nd | Score | Mar | Total FG | FG Pct | 3-Pointers | 3FG Pct | Free Throws | FT Pct | Rebounds | Assist | T/Over | Block | Steal | Fouls | |
|----------------|-------|-------|-------|-----|-------------|-----------|------------|-----------|-------------|-----------|----------|--------|--------|-------|-------|-------|-------|
| TEXAS SOUTHERN | 40/27 | 29/45 | 69-72 | (3) | 30-67/25-52 | .448/.481 | 6-19/9-21 | .316/.429 | 3-11/13-21 | .273/.619 | 40/35 | +5 | 12/18 | 19/18 | 5/4 | 6/5 | 23/17 |
| SOUTHERN | 31/27 | 49/26 | 80-53 | +27 | 28-63/17-45 | .444/.378 | 9-27/4-12 | .333/.333 | 15-21/15-21 | .714/.714 | 39/31 | +8 | 19/7 | 9/21 | 7/2 | 8/4 | 20/22 |

Note: Game totals are displayed in the format TEAM/OPPONENT for each category

THE LAST TIME ...

THE LAST TIME A BAYLOR TEAM...

| | |
|--|---|
| Scored 110 Points..... | 118 vs. Savannah State (12/17/17) |
| Scored 100 Points..... | 118 vs. Savannah State (12/17/17) |
| Scored 90 Points..... | 96 at Oklahoma (1/30/18) |
| Scored Fewer than 50 Points..... | 44 at Kansas (1/14/13) |
| Won by 40 Points..... | 41 vs. Central Arkansas (11/10/17) |
| Won by 30 Points..... | 32 vs. Savannah State (12/17/17) |
| Shot 65 pct from floor..... | 66.1 (41-62) vs. Texas Southern (12/14/17) |
| Shot 60 pct from floor..... | 63.3 (31-49) vs. Southern (12/20/17) |
| Shot less than 30 pct from floor..... | 29.8 (17-57) at TCU (1/10/15) |
| Shot 60 pct from 3FG..... | 70.6 (12-17) vs. Central Arkansas (11/10/17) |
| Shot less than 15 pct from 3FG..... | 14.3 (2-14) vs. Iowa State (2/3/18) |
| Shot less than 10 pct from 3FG..... | .083 (1-12) vs. TCU (1/2/18) |
| Made 15 3-point field goals..... | 16 at TCU (2/12/14) |
| Failed to make a 3FG..... | 0-8 at Texas Tech (2/21/90) |
| Shot 95 pct from FT line..... | 100.0 (9-9) at Oklahoma State (2/6/18) |
| Shot 90 pct from FT line..... | 100.0 (9-9) at Oklahoma State (2/6/18) |
| Shot less than 50 pct from FT line..... | 27.3 (3-11) vs. Texas Southern (1/16/18) |
| Had 60 Rebounds..... | 60 vs. Houston-Tillotson (1/21/15) |
| Had 55 Rebounds..... | 58 vs. Savannah State (12/17/17) |
| Had 50 Rebounds..... | 58 vs. Savannah State (12/17/17) |
| Had 20 Offensive Rebounds..... | 20 at Iowa State (2/25/17) |
| Had 40 Defensive Rebounds..... | 43 vs. Savannah State (12/17/17) |
| Had 35 Assists..... | 40 vs. Hardin-Simmons (12/16/15) |
| Had 30 Assists..... | 32 vs. Savannah State (12/17/17) |
| Had 25 Assists..... | 32 vs. Savannah State (12/17/17) |
| Had 25 Turnovers..... | 29 at West Virginia (1/10/17) |
| Had 20 Turnovers..... | 22 vs. West Virginia (3/9/18) |
| Had fewer than 5 Turnovers..... | 4 at West Virginia (2/22/14) |
| Had 15 Steals..... | 16 vs. Savannah State (11/23/15) |
| Had 12 Steals..... | 12 vs. Texas Tech (2/13/16) |
| Had 10 Blocked Shots..... | 10 vs. Texas (1/6/18) |
| Had no Blocked Shots..... | at Kansas State (3/3/18) |
| Had two 20-point scorers..... | Jo Lual-Acuil Jr. (28), Terry Maston (20) vs. TCU (1/2/18) |
| Had two 25-point scorers..... | Jo Lual-Acuil Jr. (31), Manu Lecomte (25) vs. Savannah State (12/17/17) |
| Had seven double-figure scorers..... | vs. Long Beach State (3/20/13) |
| Had six double-figure scorers..... | vs. Kansas State (1/22/18) |
| Had five double-figure scorers..... | vs. Wagner (3/13/18) |
| Had all five starters score in double figures..... | vs. Randall (12/9/17) |
| Had all five starters score 15+ points..... | vs. Central Arkansas (11/10/17) |
| Had no players score in double figures..... | vs. Texas A&M (3/5/08) |
| Had no starters score in double figures..... | at Kansas State (3/3/18) |
| Had four players score 15+ points..... | vs. Randall (12/9/17) |
| Had five players score 15+ points..... | vs. Central Arkansas (11/10/17) |
| Had four players score 18+ points..... | vs. Savannah State (12/17/17) |
| Had four players with 5+ assists..... | vs. Savannah State (12/17/17) |
| Had two double-figure rebounders..... | Tristan Clark (15), Terry Maston (10) at Iowa State (1/13/18) |
| Scored 50-plus points in first half..... | 61 vs. Savannah State (12/17/17) |
| Scored 50-plus points in second half..... | 50 vs. Kansas (2/10/18) |
| Scored 50-plus points in both halves..... | vs. Savannah State (12/17/17) |
| Scored 60-plus points in first half..... | 61 vs. Savannah State (12/17/17) |
| Scored 60-plus points in second half..... | 60 at Iowa State (1/9/18) |
| Scored 20 points or fewer in 1st half..... | 18 vs. West Virginia (2/20/18) |
| Scored 20 points or fewer in 2nd half..... | 20 at Texas Tech (2/17/15) |
| Overcame a 20-point deficit to win..... | vs. Louisville, trailed 32-10, won 66-63 (11/25/16) |
| Overcame a 20-point deficit..... | vs. Mississippi State, trailed 40-20 (3/18/18) |
| Overcame a 15-point halftime deficit to win..... | vs. Louisville, trailed 39-24, won 66-63 (11/25/16) |
| Failed to make a 3FG..... | vs. Texas Tech, 0-8 (2/20/90) |
| Won an OT game..... | 100-91 vs. Iowa State (2/16/16) |
| Lost an OT game..... | 78-81 vs. TCU (1/2/18) |
| Won a 2OT game..... | 74-73 at Texas (2/12/18) |
| Lost a 2OT game..... | 84-91 to Colorado (3/13/08) |
| Won a 3OT game..... | Never |
| Lost a 3OT game..... | 93-97 at SMU (1/9/88) |
| Won a 4OT game..... | 96-95 vs. North Texas (12/17/88) |
| Lost a 4OT game..... | Never |
| Won a 5OT game..... | 116-110 at Texas A&M (1/23/08) |
| Lost a 5OT game..... | Never |

THE LAST TIME A BAYLOR PLAYER...

| | |
|---|---|
| Recorded a Triple-Double (Pts/Reb/Ast)..... | Kenny Chery (20/10/12) vs. Kansas State (2/15/14) |
| Recorded a Triple-Double (Pts/Reb/Blk)..... | Ekpe Udoh (18/17/10) vs. Morgan State (1/6/10) |
| Recorded a Double-Double Off the Bench..... | Terry Maston (12p/10r) vs. TAMU-CC (11/13/17) |
| Scored 30 Points..... | Nuni Omot (30) at Kansas State (3/3/18) |
| Scored 30 Points in a Big 12 Game..... | Nuni Omot (30) at Kansas State (3/3/18) |
| Scored 20 Points in a 1st Half..... | Johnathan Motley (20) vs. Michigan State (11/24/16) |
| Scored 25 Points in a 2nd Half..... | Manu Lecomte (25) vs. Oklahoma State (1/15/18) |
| Scored 20 Points in a 2nd Half..... | Manu Lecomte (22) vs. West Virginia (3/9/18) |
| Scored 30 Points off the Bench..... | Nuni Omot (30) at Kansas State (3/3/18) |
| Scored 25 Points off the Bench..... | Terry Maston (26) vs. Mississippi State (3/18/18) |
| Scored 20 Points off the Bench..... | Terry Maston (26) vs. Mississippi State (3/18/18) |
| Made 5 3-pointers in a Half..... | Nuni Omot (5-7, 2nd half) at Kansas State (3/3/18) |
| Had 20 Rebounds..... | Jo Lual-Acuil Jr. (20) vs. Savannah State (12/17/17) |
| Had 15 Rebounds..... | Jo Lual-Acuil Jr. (20) vs. Savannah State (12/17/17) |
| Had 12 Rebounds in a Half..... | Johnathan Motley (14 in 2nd half) vs. Texas (1/17/17) |
| Had 10 Rebounds in a Half..... | Tristan Clark (10 in 1st half) at Iowa State (1/13/18) |
| Had 10 Assists..... | Tyson Jolly (10) vs. Randall (12/9/17) |
| Had 10+ Assists and 0 Turnovers..... | Jake Lindsey (11 AST/0 TO) vs. Kansas State (3/9/17) |
| Had 5 Blocked Shots..... | Jo Lual-Acuil Jr. (5) at West Virginia (1/9/18) |
| Had 6 Blocked Shots..... | Jo Lual-Acuil Jr. (7) vs. Oklahoma (2/21/17) |
| Had 7 Blocked Shots..... | Jo Lual-Acuil Jr. (7) vs. Oklahoma (2/21/17) |
| Had 5 Steals..... | Ishmail Wainright (5) vs. Southern (12/14/16) |
| Had 6 Steals..... | Lester Medford (7) vs. Savannah State (11/23/15) |
| Played 45+ Minutes..... | Jo Lual-Acuil Jr. (48) & Manu Lecomte (46) at Texas (2/12/18) |
| Made a Game-Winning Shot..... | Terry Maston (2FG) vs. Texas Tech, 59-57 (2/17/18) |
| Made a Game-Winning Shot in Final 10 Seconds..... | Jo Lual-Acuil Jr. (Dunk) at Texas, 74-73 2ot (2/12/18) |
| Made a Game-Winning Shot at Buzzer..... | Lester Medford (3FG) at Texas Tech, 63-60 (1/16/16) |

THE LAST TIME A BAYLOR OPPONENT...

| | |
|--|--|
| Scored 100 Points..... | 102 at Kansas (1/2/16) |
| Scored 90 Points..... | 90 vs. Kansas State (1/22/18) |
| Scored Fewer than 50 Points..... | 46 vs. Texas A&M-Corpus Christi (11/13/17) |
| Scored Fewer than 40 Points..... | 39 vs. McNeese State (11/14/14) |
| Won by 30 Points..... | 40 at Oklahoma (1/20/07) |
| Shot 65 pct from floor..... | 66.1 (39-59) at Oklahoma (2/26/05) |
| Shot 60 pct from floor..... | 62.0 (31-50) vs. Oklahoma (1/23/16) |
| Shot less than 25 pct from floor..... | 23.4 (11-47) vs. Prairie View A&M (12/2/15) |
| Shot 55 pct from 3FG..... | 59.1 (13-22) vs. Mississippi State (3/18/18) |
| Shot less than 15 pct from 3FG..... | 13.3 (2-15) vs. Southern (12/20/17) |
| Made 15 3-point field goals..... | 20 vs. Savannah State (12/17/17) |
| Shot 95 pct from FT line..... | 95.7 (22-23) at Ole Miss (1/28/17) |
| Shot less than 50 pct from FT line..... | 46.7 (7-15) at Oklahoma State (2/6/18) |
| Had 50 Rebounds..... | 62 vs. Wake Forest (Anahaim) (1/30/08) |
| Had fewer than 20 Rebounds..... | 17 at Iowa State (2/25/17) |
| Had 20 Offensive Rebounds..... | 20 vs. Wagner (3/13/18) |
| Had 25 Assists..... | 29 vs. Oklahoma (1/23/16) |
| Had 20 Turnovers..... | 21 vs. Southern (11/10/18) |
| Had fewer than 5 Turnovers..... | 4 at West Virginia (2/22/14) |
| Had 13 Steals..... | 15 at West Virginia (1/10/17) |
| Had 12 Steals..... | 12 vs. West Virginia (3/9/17) |
| Had 10 Blocked Shots..... | 13 vs. West Virginia (2/20/18) |
| Had no Blocked Shots..... | at Oklahoma State (2/8/17) |
| Had two 20-point scorers..... | Barry Brown (34), Dean Wade (24) vs. Kansas State (1/22/18) |
| Had three 20-point scorers..... | Abdel Nader (26), Georges Niang (24), Monte Morris (20) vs. Iowa State (2/16/16) |
| Had five double-figure scorers..... | vs. West Virginia (2/20/18) |
| Had four 15+ point scorers..... | at Texas (2/12/18) |
| Had two double-figure rebounders..... | Kenrich Williams (12), Vlad Brodziansky (10) at TCU (1/21/17) |
| Scored 50-plus points in 1st half..... | 51 at Texas A&M (12/19/15) |
| Scored 50-plus points in 2nd half..... | 52 at Texas Tech (2/13/17) |
| Scored 20 points or fewer in 1st half..... | 19 vs. Oklahoma (2/27/18) |
| Scored 20 points or fewer in 2nd half..... | 20 vs. Texas (1/6/18) |
| Failed to make a 3FG..... | vs. Oklahoma, 0-12 (2/25/12) |

THE LAST TIME A BAYLOR OPPOSING PLAYER

| | |
|--------------------------|---|
| Scored 30 Points..... | Barry Brown (34) vs. Kansas State (1/22/18) |
| Had 20 Rebounds..... | Jamahl Moseley (20) vs. Colorado (Kansas City) (3/8/01) |
| Had 15 Rebounds..... | Mohamed Bamba (16) at Texas (2/12/18) |
| Had 10 Assists..... | Lamar Peters (10) vs. Mississippi State (3/18/18) |
| Had 8 Turnovers..... | Trae Young (8) vs. Oklahoma (2/27/18) |
| Had 7 Turnovers..... | Eddie Reese (7) vs. Southern (11/10/18) |
| Had 6 Blocked Shots..... | Sagaba Konate (9) vs. West Virginia (2/20/18) |
| Had 5 Steals..... | Jevon Carter (6) vs. West Virginia (3/9/18) |
| Had 6 Steals..... | Jevon Carter (6) vs. West Virginia (3/9/18) |

2017-18 INDIVIDUAL SUPERLATIVES

| CATEGORY | BAYLOR | OPPONENT |
|---------------------------|---|--|
| Points Scored | 31, Jo Lual-Acuil Jr. vs. Savannah State (12/17) | 34, Barry Brown, Kansas State (1/22) |
| Field Goals Made | 12, Nuni Omot vs. Randall (12/9) 12, Jo Lual-Acuil Jr. vs. TCU (1/2) 12, Terry Maston at Texas (2/12) | 11, Ethan Happ, Wisconsin (11/20) |
| FGs Attempted | 20, Jo Lual-Acuil Jr. vs. TCU (1/2) | 21, Chris Galbreath Jr., Sam Houston State (12/4) |
| Highest FG % (min 5 made) | .875 (7-8), Tristan Clark vs. Randall (12/9) | .833 (5-6), Egor Koulechov, at Florida (1/27) |
| 3-Point FGs Made | 7, Manu Lecomte vs. Savannah State (12/17) 7, Manu Lecomte vs. Oklahoma State (1/15) | 6, Austin Dasent, Savannah State (12/17) 6, Dexter McClanahan, Savannah State (12/17) |
| 3-Point FGs Attempted | 13, Manu Lecomte vs. Savannah State (12/17) | 12, Austin Dasent, Savannah State (12/17) 12, Dexter McClanahan, Savannah State (12/17) |
| 3-Point FG % (min 5 att) | 1.000 (6-6), Nuni Omot at Oklahoma (1/30) | .833 (5-6), Daxter Miles Jr., vs. West Virginia (3/9) |
| Free Throws Made | 13, Manu Lecomte vs. Wisconsin (11/20) | 9, Lindell Wigginton, at Iowa State (1/13) |
| Free Throws Attempted | 16, Jo Lual-Acuil Jr. vs. Savannah State (12/17) | 12, Kenrich Williams, TCU (1/2) 12, Lindell Wigginton, at Iowa State (1/13) 12, Barry Brown, Kansas State (1/22) |
| Free Throw % (min 10 att) | 1.000 (10-10), Manu Lecomte vs. TAMU-CC (11/13) | 1.000 (12-12), Barry Brown, Kansas State (1/22) |
| Offensive Rebounds | 7, Jo Lual-Acuil Jr. vs. TCU (1/2) 7, Terry Maston at Iowa State (1/13) 7, Jo Lual-Acuil Jr. vs. Iowa State (2/3) | 7, Mohamed Bamba, Texas (1/6) 7, Mohamed Bamba, at Texas (2/12) |
| Defensive Rebounds | 15, Jo Lual-Acuil Jr. vs. Savannah State (12/17) | 11, Joseph Kilgore, TAMU-CC (11/13) |
| Total Rebounds | 20, Jo Lual-Acuil Jr. vs. Savannah State (12/17) | 16, Mohamed Bamba, at Texas (2/12) |
| Assists | 10, Tyson Jolly vs. Randall (12/9) | 11, Jevon Carter, vs. West Virginia (3/9) |
| Turnovers | 7, Mark Vital vs. Kansas (2/10) 7, Nuni Omot vs. West Virginia (3/9) | 8, Trae Young, vs. Oklahoma (2/27) |
| Blocked Shots | 5, Jo Lual-Acuil Jr. vs. SU (12/20) & at WVU (1/9) | 9, Sagaba Konate, vs. West Virginia (2/20) |
| Steals | 3, Mark Vital vs. Wichita State (12/2) 3, Manu Lecomte vs. Texas Southern (12/14) 3, King McClure at Texas Tech (12/29) 3, Jo Lual-Acuil Jr. vs. Texas (1/6) 3, Jake Lindsey vs. Wager (3/13) | 6, Jevon Carter, vs. West Virginia (3/9) |
| Minutes Played | 48, Jo Lual-Acuil Jr. at Texas (2/12) | 45, Mohamed Bamba, at Texas (2/12) |

2017-18 TEAM SUPERLATIVES

| BAYLOR HIGH | BAYLOR LOW | CATEGORY | OPPONENT HIGH | OPPONENT LOW |
|--|---|-----------------------|---|---|
| 118 vs. Savannah State (12/17) | 53 at Texas Tech (12/29) | Points Scored | 90 vs. Kansas State (1/22) | 46 vs. TAMU-CC (11/13) |
| 61 vs. Savannah State (12/17) | 18 vs. West Virginia (2/20) | Points, 1st Half | 47 vs. Mississippi State (3/18) | 19 vs. Oklahoma (2/27) |
| 57 vs. Savannah State (12/17) | 24 vs. Texas Tech (2/18) | Points, 2nd Half | 49, three times | 20 vs. Texas (1/6) |
| 14 vs. TCU (1/2) | 8 at Texas, 1st OT (2/12) | Points/Overtime | 17 vs. TCU (1/2) | 8 at Texas, 1st OT (2/12) |
| 41 vs. TSU (12/14) & vs. SSU (12/17) | 18 vs. Texas Tech (2/17) | Field Goals Made | 30 vs. Randall (12/9) & vs. SSU (12/17) | 19 at West Virginia (1/9) |
| 70, three times | 48 at Oklahoma State (2/6) | Field Goal Attempts | 79 vs. Savannah State (12/17) | 49 vs. Kansas State (1/22) |
| .661 (41-61) vs. Texas So. (12/14) | .328 (19-58) vs. West Virginia (2/20) | FG Percentage | .571 (28-49) vs. Kansas State (1/22) | .296 (21-71) vs. Wagner (3/13) |
| 14 vs. Savannah State (12/17) | 1 vs. TCU (1/2) | 3-Point FGs Made | 20 vs. Savannah State (12/17) | 2 vs. Southern (12/20) |
| 33 vs. Savannah State (12/17) | 8 vs. TCU (2/24) | 3-Point FG Attempts | 51 vs. Savannah State (12/17) | 14 vs. Texas Tech (2/18) |
| .706 (12-17) vs. UCA (11/10) | .083 (1-12) vs. TCU (1/2) | 3-Point FG Percentage | .625 (10-16) vs. Wichita State (12/2) | .133 (2-15) vs. Southern (12/20) |
| 22 vs. Wisc. (11/20) & vs. SSU (12/17) | 7 vs. TSU (12/14) & vs. SU (12/20) | Free Throws Made | 26 vs. Kansas State (1/22) | 1 vs. TAMU-CC (11/13) |
| 31 vs. Wisc. (11/20) & vs. SSU (12/17) | 9 at Oklahoma State (2/6) | Free Throw Attempts | 34 at Kansas (1/20) | 4 vs. TAMU-CC (11/13) & vs. ASU (11/17) |
| 1.000 (9-9) at Oklahoma State (2/6) | .538 (7-13) vs. Texas Southern (12/14) | Free Throw Percentage | .889 (8-9) vs. Kansas (2/10) | .250 (1-4) vs. TAMU-CC (11/13) |
| 19 vs. TCU (1/2) & at ISU (1/13) | 6 vs. Southern (12/20) | Offensive Rebounds | 20 vs. Wagner (3/13) | 2 vs. Kansas State (1/22) |
| 43 vs. Savannah State (12/17) | 13 at Texas Tech (12/29) & at TCU (2/24) | Defensive Rebounds | 30 vs. Sam Houston State (12/4) | 14, three times |
| 58 vs. Savannah State (12/17) | 21 at Texas Tech (12/29) | Total Rebounds | 41 vs. SHSU (12/4) & at ISU (1/13) | 20 vs. Kansas State (1/22) |
| 32 vs. Savannah State (12/17) | 3 at Texas Tech (12/29) | Assists | 24 vs. SSU (12/17) & vs. MSU (3/18) | 8 at Texas (2/12) |
| 22 vs. West Virginia (3/9) | 8, four times | Turnovers | 18 vs. Texas Tech (2/18) | 5 at Texas (2/12) |
| 10 vs. SU (12/20) & vs. Texas (1/6) | 0 at Kansas State (3/3) | Blocked Shots | 13 vs. West Virginia (2/20) | 1 at OSU (2/6) & vs. Wagner (3/13) |
| 10 vs. Oklahoma (2/27) | 1 vs. Kansas State (1/22) | Steals | 12 vs. West Virginia (3/9) | 1, three times |
| 26 at KU (1/20) & vs. WVU (3/9) | 11 vs. Alcorn State (11/17) & vs. Kansas (2/10) | Fouls | 26 vs. West Virginia (2/20) | 12 at Oklahoma State (2/6) |



2018-19

1-1

BIG 12

0-0

AP

NR

COACHES

NR


KENPOM

47th

BAYLOR vs. PRAIRIE VIEW A&M | GAME 3
Nov. 12, 2018 (Waco, Texas / Ferrell Center)

Baylor Broadcast Notes

0
1
2
3
4
10
11
12
13
15
24
25
33



Flo Thamba

F • 6-10 • 245 • Fr. • Kinshasa, Congo

| | MIN | PTS | REB | BLK | FG% | 3FG% | FT% |
|-----|------|-----|-----|-----|------|------|------|
| SEA | 11.0 | 5.0 | 4.0 | 1.0 | .833 | .000 | .000 |
| B12 | — | — | — | — | — | — | — |
| CAR | 11.0 | 5.0 | 4.0 | 1.0 | .833 | .000 | .000 |

- Freshman big man with 7-foot-5 wingspan, originally from Democratic Republic of the Congo
- Has 10 points, 8 rebounds and 2 blocks in 21 minutes played over first two collegiate games
- Grew up in South Africa, emigrated to United States in 2014
- Late addition to 2018 signing class, ranked No. 243 overall by 247Sports
- Averaged 14.0 points, 10.0 rebounds and 1.5 blocks as senior at Mountain Mission School in Grundy, Va.



Darius Allen

G • 6-4 • 205 • Jr. • Melbourne, Fla.

| | MIN | PTS | REB | AST | FG% | 3FG% | FT% |
|-----|------|-----|-----|-----|------|------|------|
| SEA | 22.5 | 4.0 | 3.5 | 0.5 | .250 | .111 | .200 |
| B12 | — | — | — | — | — | — | — |
| CAR | 22.5 | 4.0 | 3.5 | 0.5 | .250 | .111 | .200 |

- JuCo transfer guard, played previous two seasons at Palm Beach State in Palm Beach Gardens, Fla.
- Scored in double-figures in 34 in 59 career JuCo games played, including seven games of 20+ points
- Averaged 14.5 points, 4.5 rebounds and 2.0 steals per game as sophomore in 2017-18
- Recorded 4 double-doubles at Palm Beach State, averaging 25.5 points and 10.3 rebounds in those 4 games
- Dunked so hard in a game at Florida Air Academy that lights went out in gym at City of Palms Classic




Devonte Bando

G • 6-3 • 195 • Jr. • Brampton, Ontario

| | MIN | PTS | REB | AST | FG% | 3FG% | FT% |
|-----|------|------|-----|-----|------|------|-------|
| SEA | 32.0 | 17.5 | 4.0 | 2.0 | .550 | .500 | 1.000 |
| B12 | — | — | — | — | — | — | — |
| CAR | 32.0 | 17.5 | 4.0 | 2.0 | .550 | .500 | 1.000 |

- Canadian JuCo transfer guard, played previous two seasons at Hutchinson (Kan.) Community College
- Scored 1,072 points over 72 games during JuCo career, averaging 14.9 points in 27.1 minutes per game
- Made first BU start vs. Southern (11/10), posted game-highs in pts (25), rebs (6), sts (3) and mins (34)
- Finished JuCo career with streak of 21 straight double-figure games, averaging 19.0 ppg during streak
- Started 35 games as sophomore at Hutch, averaging 16.6 points, 5.8 rebounds and 2.9 assists



King McClure

G • 6-3 • 215 • Sr. • Dallas, Texas

| | MIN | PTS | REB | AST | FG% | 3FG% | FT% |
|-----|------|------|-----|-----|------|------|------|
| SEA | 30.5 | 12.5 | 4.0 | 6.0 | .458 | .429 | .000 |
| B12 | — | — | — | — | — | — | — |
| CAR | 17.4 | 6.0 | 1.7 | 1.1 | .421 | .363 | .734 |

- Strong, physical senior guard, has played in 102 career games at Baylor (36 starts)
- Set career highs in points (23), field goals made (10) and attempted (18) and minutes (36) vs. TXSO
- Switched from No. 22 to No. 3 prior to senior season to honor teammate Jake Lindsey
- Told basketball career was over due to Hypertrophic Cardiomyopathy (HCM) diagnosis in June 2015; had Implantable Cardioverter Defibrillator (ICD) surgically implanted as precaution, cleared in Oct. 2015.




Mario Kegler

G/F • 6-7 • 230 • RSo. • Jackson, Miss.

| | MIN | PTS | REB | AST | FG% | 3FG% | FT% |
|------|------|-----|-----|-----|------|------|------|
| SEA | — | — | — | — | — | — | — |
| B12 | — | — | — | — | — | — | — |
| *CAR | 28.2 | 9.7 | 5.5 | 1.2 | .421 | .345 | .659 |

* Kegler's career stats include one season at Mississippi State

- Long, athletic wing, sat out 2017-18 season after transferring following freshman year Mississippi State
- Started 31 games as true freshman at Mississippi State in 2016-17, averaging 9.7 ppg and 5.5 rpg
- Started all 18 games in SEC play, averaging 10.8 ppg, 5.6 rpg and 1.6 apg in 29.2 minutes
- Scored in double-figures in 16 of 32 games at MSU, career-highs of 17 points and 9 boards at Tennessee
- Sank multiple 3FGs in 13 games, including 5-game stretch with combined 13-of-22 from downtown




Makai Mason

G • 6-1 • 185 • R Sr. • Greenfield, Mass.

| | MIN | PTS | REB | AST | FG% | 3FG% | FT% |
|-----|------|------|-----|-----|------|------|------|
| SEA | — | — | — | — | — | — | — |
| B12 | — | — | — | — | — | — | — |
| CAR | 25.7 | 11.0 | 2.5 | 2.7 | .433 | .361 | .770 |

* Mason's career stats include three seasons at Yale

- First graduate transfer in program history, joined Bears after graduating from Yale in May 2018
- Played 61 games over first two seasons at Yale, limited to just 1 game over final two seasons by injuries
- Three-time Ivy League Player of the Week and 2016 first-team All-Ivy selection
- Started all 30 games and averaged 16.0 points and 3.8 assists in 32.7 minutes per game in 2015-16
- Scored career-high 31 points in 2016 NCAA Tournament first round win over Baylor



Mark Vital

G/F • 6-5 • 230 • RSo. • Lake Charles, La.

| | MIN | PTS | REB | AST | FG% | 3FG% | FT% |
|-----|------|-----|-----|-----|------|------|------|
| SEA | 27.5 | 6.5 | 7.5 | 2.5 | .313 | .400 | .250 |
| B12 | — | — | — | — | — | — | — |
| CAR | 24.0 | 6.7 | 5.7 | 2.2 | .467 | .200 | .495 |

- High-flying redshirt sophomore guard/forward from Lake Charles, La., sat out 2016-17 season
- Played 33 games as redshirt freshman, came off bench in first 11 games, then started 18 of final 22
- Has seen at least 20 minutes of action in 28 of 35 games, including each of last 16 games played
- Ranked 14th in Big 12 Conference and 3rd among freshmen with 5.6 rebounds per game in 2017-18
- Nicknamed "Baby Rico" after former Baylor All-American forward and fellow Louisianan Rico Gathers



Jared Butler

G • 6-3 • 185 • Fr. • Reserve, La.

| | MIN | PTS | REB | AST | FG% | 3FG% | FT% |
|-----|------|-----|-----|-----|------|------|------|
| SEA | 20.5 | 5.5 | 1.0 | 3.0 | .308 | .286 | .500 |
| B12 | — | — | — | — | — | — | — |
| CAR | 20.5 | 5.5 | 1.0 | 3.0 | .308 | .286 | .500 |

- Consensus top-100 national recruit, ranked as high as No. 75 nationally in 2018 recruiting class
- Originally enrolled at Alabama in summer 2018, but transferred to Baylor in August
- 2-time All-State selection at Riverside, helped team win 3 state titles, including first as 8th grader in 2014
- First-team All-State after averaging 27.4 points, 8.8 rebounds, 8.4 assists and 3.0 steals in 2017-18
- From same hometown as former Baylor stars Tweety Carter and Rico Gathers



Jackson Moffatt

G/F • 6-6 • 210 • Fr. • Magnolia, Texas

| | MIN | PTS | REB | AST | FG% | 3FG% | FT% |
|-----|-----|-----|-----|-----|-----|------|-----|
| SEA | — | — | — | — | — | — | — |
| B12 | — | — | — | — | — | — | — |
| CAR | — | — | — | — | — | — | — |

- Freshman walk-on wing from Magnolia High School, remains eligible to redshirt this season
- Scored 2,066 points during prep career, becoming Magnolia's all-time leading scorer
- Named 2018 District 20-5A Offensive MVP after averaging 25.5 points and 8.0 rebounds
- 3-time first-team All-District 20-5A honoree and 2-time TABC All-Region selection
- Holds MHS record for single-game scoring with 45-point game




Obim Okeke (OH-bihm OH-kay-kay)

G • 6-0 • 225 • Jr. • Las Vegas, Nev.

| | MIN | PTS | REB | AST | FG% | 3FG% | FT% |
|-----|-----|-----|-----|-----|------|------|------|
| SEA | 2.0 | 0.0 | 0.0 | 0.0 | .000 | .000 | .000 |
| B12 | — | — | — | — | — | — | — |
| CAR | 2.8 | 0.3 | 0.2 | 0.3 | .111 | .125 | .000 |

- Junior walk-on guard, played 3 seasons on BU football team, switched to MBB after 2017 FB season
- Came off bench for 2 minutes of action in each of first 2 games this season
- Saw action in 7 games during 2017-18 basketball season, posting 3 points and 3 assists in 21 minutes
- Played in 5 football games over 2016-17 seasons as running back and kick returner
- Won 5 state titles at Bishop Gorman HS, 3 in basketball and 2 in football




Matthew Mayer (MYE-er)

G/F • 6-9 • 200 • Fr. • Austin, Texas

| | MIN | PTS | REB | AST | FG% | 3FG% | FT% |
|-----|------|-----|-----|-----|------|------|------|
| SEA | 13.5 | 6.0 | 4.0 | 1.0 | .176 | .167 | .714 |
| B12 | — | — | — | — | — | — | — |
| CAR | 13.5 | 6.0 | 4.0 | 1.0 | .176 | .167 | .714 |

- Freshman wing with length and ability to create his own shot off the dribble
- Posted 12 points, 2 rebounds and 2 assists in 16 minutes off bench vs. Southern (11/10/18)
- 4-star recruit from Austin's Westlake High School, ranked among top-100 recruits nationally in 2018 class
- Helped Westlake to 36-4 record in 2017-18, playing with Xavier's Keonte Kennedy and Texas' Brock Cunningham
- Committed to Baylor in June 2017, more than a year prior to enrolling at BU




Tristan Clark

F • 6-9 • 240 • So. • San Antonio, Texas

| | MIN | PTS | REB | BLK | FG% | 3FG% | FT% |
|-----|------|------|-----|-----|------|-------|-------|
| SEA | 20.5 | 14.0 | 4.5 | 2.0 | .813 | 1.000 | 1.000 |
| B12 | — | — | — | — | — | — | — |
| CAR | 19.9 | 7.2 | 4.5 | 0.9 | .627 | .375 | .661 |

- Strong, skilled sophomore power forward; consensus four-star recruit out of San Antonio's Wagner HS
- Posted career-high 17 points, added 6 rebounds and 2 blocks in just 22 minutes vs. Southern (11/10/18)
- 30 starts last season were 3rd-most by a true freshman in program history
- Led team with .608 field goal percentage, 2nd-best by a freshman in program history (Quincy Acy .655)
- Scored in double-figures 10 times during freshman season, including pair of double-doubles



Freddie Gillespie

F • 6-8 • 240 • R Jr. • St. Paul, Minn.

| | MIN | PTS | REB | BLK | FG% | 3FG% | FT% |
|-----|------|-----|-----|-----|------|------|------|
| SEA | 20.0 | 3.5 | 6.5 | 0.0 | .600 | .000 | .333 |
| B12 | — | — | — | — | — | — | — |
| CAR | 20.0 | 3.5 | 6.5 | 0.0 | .600 | .000 | .333 |

- Former walk-on forward, sat out 2017-18 after transferring from D3 Carleton College in Northfield, Minn.
- Made first start at BU and grabbed 6 rebounds in 22 minutes vs. Southern (11/10)
- Played only 16 minutes during 2015-16 freshman season at Carleton, totaling 4 pts, 7 rebs and 2 blocks
- Developed into 2nd-team All-MIAC and All-MIAC Defensive Team selection as sophomore in 2016-17
- Averaged 10.0 points, 8.3 rebounds and 23.6 blocks in 22.8 minutes per game during sophomore season

Head Coach: Scott Drew Associate Head Coach: Jerome Tang Assistant Coaches: Alvin Brooks III, John Jakus
 Director of Video Operations: Ty Beard Associate Director of Operations & Recruiting: Aditya Malhotra Athletic Trainer: David Chandler
 Special Assistant & Director of Player Personnel: Jared Nuness Director of Basketball Operations: Bill Peterson Strength Coach: Charlie Melton