

BAYLOR

BASKETBALL GAME NOTES



Follow Baylor Basketball on Twitter, Instagram and Facebook: @BaylorMBB

GAME 1

NR/NR **BAYLOR** (19-15, 8-10 Big 12 in 2017-18) vs. NR/NR **TEXAS SOUTHERN** (16-20, 12-6 SWAC in 2017-18)



Nov. 6, 2018 • 8:35 p.m. CT • Watch: FSSW-Alternate & Fox Sports Go • Listen: ESPN Central Texas & TuneIn App
Waco, Texas • Ferrell Center (10,284) • Social Media: @BaylorMBB | #SicTSU | #1TGF

MEDIA INFORMATION

TV: FSSW-Alternate & Fox Sports Go

Talent: John Morris (pxp), Jim Haller (analyst)

BU Radio: Baylor-IMG College / ESPN Central Texas

Talent: Dave Rosselli (pxp), Pat Nunley (analyst)

Social Media: @BaylorMBB | #SicTSU | #1TGF

All-Time Series Baylor leads 11-0

Waco Baylor leads 11-0

Houston Never met

Neutral Never met

Drew Era Baylor leads 8-0

First Meeting 12/22/93 – BU 87-73 (Waco)

Last Meeting 12/214/17 – BU 99-68 (Waco)

2018-19 SCHEDULE & RESULTS

DATE	BU	OPP	OPPONENT	TV	TIME
N6	—	—	TEXAS SOUTHERN	FSSW-Alt.	8:30 p.m.
N10	—	—	SOUTHERN ¹	FSSW	5 p.m.
N12	—	—	PRAIRIE VIEW A&M	FSSW-Alt.	7 p.m.
N16	—	—	NICHOLLS STATE ¹	FSSW	11 a.m.
N23	—	—	vs. Ole Miss ²	CBSSN	8:30 p.m.
N24	—	—	vs. Cincinnati/George Mason ²	CBSSN	6/8:30 p.m.
N27	—	—	SOUTH DAKOTA	FSSW+	7 p.m.
D1	—	—	at Wichita State	CBSSN	7 p.m.
D15	—	—	at Arizona	ESPN2	10 p.m.
D18	—	—	STEPHEN F. AUSTIN	FSSW-Alt.	7:30 p.m.
D21	—	—	OREGON	ESPN2	6 p.m.
D29	—	—	NEW ORLEANS	FSSW+	5 p.m.
J5	—	—	• at TCU	ESPNU	3 p.m.
J8	—	—	• IOWA STATE	ESPNEWS	6 p.m.
J12	—	—	• KANSAS	ESPN/2	3 p.m.
J14	—	—	• at Oklahoma State	ESPN/2	8 p.m.
J19	—	—	• TEXAS TECH	ESPN/2/U	5 p.m.
J21	—	—	• at West Virginia	ESPN/2/U	8 p.m.
J26	—	—	• ALABAMA ³	ESPN/2/U	11 a.m.
J28	—	—	• at Oklahoma	ESPN/2/U	8 p.m.
F2	—	—	• TCU	ESPN/2/U	7 p.m.
F6	—	—	• at Texas	LHN	TBD
F9	—	—	• KANSAS STATE	ESPN/2	5 p.m.
F11	—	—	• OKLAHOMA	ESPN/2	8 p.m.
F16	—	—	• at Texas Tech	ESPN/2/U	1 p.m.
F19	—	—	• at Iowa State	ESPN/2/U	8 p.m.
F23	—	—	• WEST VIRGINIA	ESPN/2/U	1 p.m.
F27	—	—	• TEXAS	ESPN/2/U	8 p.m.
M2	—	—	• at Kansas State	ESPN/2/U	7 p.m.
M6	—	—	• OKLAHOMA STATE	ESPN/2/U	8 p.m.
M9	—	—	• at Kansas	ESPN/2	1 p.m.
M13-16	—	—	Big 12 Championship ⁴	TBD	TBD

SCHEDULE KEY

1 – Emerald Coast Classic (Waco, Texas); 2 – Emerald Coast Classic (Niceville, Fla.); 3 – SEC/Big 12 Challenge (Waco, Texas);

4 – Big 12 Championship (Sprint Center; Kansas City, Mo.)

Rankings: AP/Coaches; All times Central

BAYLOR ATHLETICS COMMUNICATIONS

DAVID KAYE

Assistant AD

254-709-5147 • David_Kaye@baylor.edu

STORY LINES

- Baylor opens the 2018-19 season by hosting Texas Southern at 8:30 p.m. CT Tuesday.
- The game will be televised on FSSW-Alternate (satellite & UVerse) and Fox Sports Go (cable).
- Head coach **Scott Drew** begins his 16th season in Waco as the BU's all-time wins leader (296-195).
- BU has won 12 consecutive season openers by an average of 30.1 points. Drew is 14-1 in openers.
- Baylor and TSU meet for the 12th time. Baylor is 11-0 in the series with a +19.7 average scoring margin.
- The closest game in the series was a 68-60 Baylor win on Jan. 2, 2011. Baylor is playing TSU for a 5th straight season. BU won 75-49 in 2014, 72-59 in 2015 and 89-63 in 2016.
- The closest game in the series was a 68-60 BU win on Jan. 2, 2011. Baylor is playing TSU for a 5th consecutive season – BU won 75-49 in 2014, 72-59 in 2015, 89-63 in 2016 and 99-68 in 2017.
- Baylor returns 3 letterwinners from last year's team, the nation's fewest among Power-5 teams.
- **King McClure** is the lone returning senior, while **Tristan Clark** and **Mark Vital** are back as sophomores.
- BU adds 9 newcomers for 2018-19, including 5 transfers (two Division I, two JuCo, one Division III).
- **Makai Mason** is the first grad transfer in program history after graduating from Yale in May.
- **Mario Kegler** (Mississippi State) and **Freddie Gillespie** (Carleton) are eligible after sitting out 2017-18.
- **Darius Allen** (Palm Beach State) and **Devonte Bando** (Hutchinson) joined the Bears as JuCo transfers.
- BU also adds prep players **Jared Butler**, **Matthew Mayer**, **Flo Thamba** and **Jackson Moffatt**.
- The Bears were picked 9th in the Big 12 Preseason Coaches Poll, the lowest since 2009-10 (10th).
- Baylor is 1 of 16 teams nationally to appear in every postseason since 2012 (5 NCAAAs, 2 NITs).
- Baylor has won 36 straight regular season non-conference games vs. unranked teams. The Bears' last regular season non-conference loss to an unranked team was vs. Illinois on Nov. 28, 2014.
- BU has won 45 consecutive regular season non-conference home games against unranked opponents.
- BU's last reg. season non-conference home loss to an unranked team was Dec. 4, 2012, vs. Northwestern.
- Baylor is 52-2 in its last 54 non-conference home games dating back to Dec. 12, 2012.
- Baylor is 26-3 in home games against unranked opponents since 2016-17 (losses vs. K-State (2) & Miss. St).
- Baylor is 117-14 in non-conference home games in the **Drew era**, including 91-6 since 2007-08.
- Baylor is 26-5 in games against non-Big 12 teams since 2016-17 – losses in the 2017 Sweet 16 vs. South Carolina, at No. 21 Xavier, vs. No. 8 Wichita State, at No. 20 Florida and vs. Mississippi State.
- Baylor has won 18 consecutive games when leading at halftime dating back to Feb. 21, 2017.
- Drew is coaching his 492nd game at Baylor (296-195). His .603 winning percentage is best in BU history among coaches with 40+ games, and his teams have a .675 winning percentage since 2007-08 (262-126).
- BU is 68-15 since 2015-16 when leading at any point in the 2nd half of a game (19-6 last year).
- Baylor has posted a combined 137-29 record in November and December games during the Drew era, including a 55-7 mark in November and December games since 2013.
- Baylor is one of nine teams to be nationally ranked in each of the last 11 seasons dating back to 2007-08 – Baylor, Duke, Gonzaga, Kansas, Kentucky, Louisville, Michigan State, Notre Dame and North Carolina.

TEAM INFORMATION

BAYLOR (19-15, 8-10 Big 12 in 2017-18)

Ranking	NR – AP, NR – Coaches
Head Coach	Scott Drew (Butler, 1993)
Career Record	316-206 (16th season)
BU Record	296-195 (15th season)
vs. TSU	8-0

TEXAS SOUTHERN (16-20, 12-6 SWAC in 2017-18)

Ranking	NR – AP, NR – Coaches
Head Coach	Johnny Jones (LSU, 1985)
Career Record	295-234 (18th season)
TSU Record	0-0 (1st season)
vs. Baylor	0-0
SID	Andrew Roberts – robertsal@tsu.edu

TOP RETURNERS

#	P	NAME	YR	PPG	RPG	APG	MPG
3	G	King McClure	Sr.	8.1	2.5	1.7	23.9
25	F	Tristan Clark	So.	6.8	4.5	0.8	19.9
11	F	Mark Vital	So.	6.7	5.6	2.2	23.8
10	G	Makai Mason [^]	Sr.	16.0	2.8	3.8	32.7
4	F	Mario Kegler*	So.	9.7	5.5	1.2	28.2

* - 2016-17 at Mississippi State ^ - 2015-16 at Yale

#	P	NAME	YR	PPG	RPG	APG	MPG
4	G	Derrick Bruce	Sr.	13.9	3.8	2.0	33.0
5	C	Trayvon Reed	Sr.	9.7	8.7	0.4	27.8
20	G	Cainan McClelland	So.	2.5	0.9	0.6	12.9
25	F	Kevin Granger Jr.	So.	1.9	2.1	0.2	7.8
26	G	Divonte Lumpkin	Jr.	0.3	0.4	0.3	4.3

PRONUNCIATIONS

John JAKUS	JAYK-us
OBIM OKEKE	OH-bihm oh-KAY-kay
MACIO Teague	may-SEE-oh
Mark VITAL	VYE-tuhl

PARTICIPATION

CONSECUTIVE STARTS

2 Mark Vital

CONSECUTIVE GAMES PLAYED

103 Jake Lindsey
 49 King McClure
 25 Mark Vital

CAREER STARTS

66 MaCio Teague (66 at UNC Asheville)
 34 King McClure
 31 Mario Kegler (31 at Mississippi State)
 30 Tristan Clark
 30 Makai Mason (30 at Yale)
 23 Freddie Gillespie (23 at Carleton)
 18 Jake Lindsey
 18 Mark Vital

CAREER GAMES PLAYED

103 Jake Lindsey
 100 King McClure
 67 MaCio Teague (67 at UNC Asheville)
 62 Makai Mason (62 at Yale)
 34 Davion Mitchell (34 at Auburn)
 33 Tristan Clark
 33 Mark Vital
 32 Mario Kegler (32 at Mississippi State)
 31 Freddie Gillespie (31 at Carleton)
 7 Obim Okeke

BAYLOR IN THE RANKINGS

WEEK	W/L	AP	COACHES
Preseason	0-0	NR	NR

QUICK HITS

- BU is 103-86 in Big 12 play in 11 seasons since 2008 after going 45-131 in the league's first 11 seasons.
- BU is 38-67 against AP-ranked teams since 2007-08 after going 0-27 in Drew's first 4 rebuilding seasons.
- Baylor has defeated 6 top-10 teams in the last two seasons entering 2018-19.
- Baylor is 11-21 against AP Top 10 teams since March 2012. BU started the Drew era 1-26 vs. top-10.
- Baylor is 55-12 against in-state opponents since the start of the 2011-12 season.
- Baylor has won 89% of its games when leading at the half since 2011-12 (133-16).
- BU has recorded double-digit non-conference wins in 11 of the last 12 seasons (all except 2012-13).
- Baylor is 171-79 over the last 7 seasons, averaging 24.4 wins per season since 2012.
- Baylor's 171 wins since 2011-12 are second-most in the Big 12 behind only Kansas (210).
- Baylor is 262-126 since 2007-08, the first year Drew's staff had a full allotment of scholarships.
- Baylor has the nation's 11th-longest active streak with at least one 3-point FG made in 869 straight games.
- Baylor has won 5 tournament titles under **Drew**, including each of the last 2 seasons (2007 Paradise Jam, 2011 Las Vegas Classic, 2013 NIT, 2016 Battle 4 Atlantis and 2017 Hall of Fame Classic).

PROGRAM HIGHLIGHTS

- Drew is in his 15th season at Baylor and is the school's all-time wins leader (296).
- Baylor is one of nine teams to be nationally ranked in each of the last 11 seasons dating back to 2007-08 – Baylor, Duke, Gonzaga, Kansas, Kentucky, Louisville, Michigan State, Notre Dame and North Carolina.
- Baylor has had a nation-leading four players selected in the NBA Draft since 2010 who weren't ranked in the ESPN100 out of high school – Quincy Acy, Ekpe Udoh, Pierre Jackson and Taurean Prince.
- Six Baylor players have been selected in the last six NBA Drafts, 10th-most nationally.
- In Drew's first 15 seasons at Baylor, 38 players have gone on to professional careers.
- BU has graduated 93 percent of its scholarship seniors since Drew took over in 2003 (28 of 30).
- Drew (48) is the youngest of 11 coaches to take his current program to four Sweet 16s since 2010.
- The Bears have advanced to postseason play in a school-record seven straight seasons (5 NCAA, 2 NIT).
- BU is 17-3 in regular-season tournaments since 2013-14, including 4-0 in the 2017 Hall of Fame Classic.
- Drew has won 20+ games in nine of the last 11 years – the Bears had 3 seasons of 20+ wins prior to his arrival.

DREW ERA HIGHLIGHTS

- Drew is coaching his 492nd game at Baylor (296-195). His .603 winning percentage is best in BU history among coaches with 40+ games, and he's the program's all-time wins leader.
- Baylor has a .675 winning percentage (262-126) since Drew's first year with no scholarship restrictions in 2007-08 and a .684 winning percentage (171-79) over the last 7 seasons since 2011-12.
- In Drew's 15 seasons as Baylor head coach, BU has been ranked in 211 of 491 games. Prior to Drew, BU was ranked in 2 of 2,197 games over 97 seasons. In 10 seasons since 2008-09, BU has been ranked in 208 of 356 games.
- BU has graduated 91 percent of its scholarship seniors since Drew took over in 2003 (30 of 33).
- In Drew's first 15 seasons at Baylor, 38 players have gone on to professional careers.

2018-19 BAYLOR BASKETBALL ROSTER

NO.	NAME	POS	HT	WT	CL.-EXP.	HOMETOWN/PREVIOUS SCHOOL
0	Flo Thamba	F	6-10	245	Fr.-HS	Kinshasa, Democratic Republic of Congo/Mountain Mission School [Va.]
1	Darius Allen	G	6-4	205	Jr.-JC	Melbourne, Fla./Chaminade-Madonna Prep (Palm Beach [Fla.] State)
2	Devonte Bando	G	6-3	195	Jr.-JC	Brampton, Ont./Faith Baptist HS (Hutchinson [Kan.] CC)
3	King McClure	G	6-3	215	Sr.-3L	Dallas, Texas/Triple A Academy
4	Mario Kegler	G/F	6-7	230	RSo.-SQ	Jackson, Miss./Oak Hill Academy (Mississippi State)
5	MaCio Teague	G	6-3	190	Jr.-TR	Cincinnati, Ohio/Walnut Hills HS (UNC Asheville)
10	Makai Mason	G	6-1	185	RSr.-TR	Greenfield, Mass./Hotchkiss School (Yale)
11	Mark Vital	G/F	6-5	230	RSo.-1L	Lake Charles, La./Advanced Prep International
12	Jared Butler	G	6-3	185	Fr.-HS	Reserve, La./Riverside Academy
13	Jackson Moffatt	G/F	6-6	210	Fr.-HS	Magnolia, Texas/Magnolia HS
15	Obim Okeke	G	6-0	225	Jr.-SQ	Las Vegas, Nev./Bishop Gorman HS
22	Jake Lindsey	G	6-5	200	Sr.-3L	Houston, Texas/Olympus HS [Utah]
24	Matthew Mayer	G/F	6-9	200	Fr.-HS	Austin, Texas/Westlake HS
25	Tristan Clark	F	6-9	240	So.-1L	San Antonio, Texas/Wagner HS
33	Freddie Gillespie	F	6-8	240	RJr.-SQ	St. Paul, Minn./East Ridge HS (Carleton)
45	Davion Mitchell	G	6-1	200	So.-TR	Hinesville, Ga./Liberty County HS (Auburn)

^ - sat out 2016-17 as redshirt * - sat out 2017-18 as redshirt # - will sit out 2018-19 to satisfy NCAA transfer rules

COACHING & SUPPORT STAFF

Head Coach: Scott Drew (Butler, 1993), 17th season overall, 16th season at Baylor
Associate Head Coach: Jerome Tang (Charter Oak State, 2007), 16th season
Assistant Coaches: Alvin Brooks III (Idaho State, 2002), 3rd season; John Jakus (Trinity International, 1999), 2nd season
Special Assistant & Director of Player Development: Jared Nuness (Valparaiso, 2001), 9th season
Director of Operations: Bill Peterson (Eckerd, 1979), 2nd season
Associate Director of Operations & Recruiting: Aditya Malhotra (Baylor, 2006), 6th season
Director of Video Operations: Ty Beard (Baylor, 2009), 2nd season

A WIN WOULD ...

- Extend Baylor's streak to 13 straight wins in season openers, improving Scott Drew's record to 15-1 in season openers.
- Move Drew within 3 victories of becoming the first coach in program history to reach the 300-win mark at BU.
- Improve Baylor to 12-0 all-time against Texas Southern and 57-0 against SWAC opponents.
- Extend Baylor's winning streak to 37 consecutive regular season non-conference games vs. unranked opponents.
- Improve Baylor to 53-2 in its last 55 non-conference home games dating back to Dec. 12, 2013.
- Make Baylor 27-3 in home games against unranked teams since 2016-17.
- Improve Baylor to 118-14 in non-conference home games in the Drew era, including 92-6 since 2007-08.
- Make Baylor 27-5 in games against non-Big 12 teams since 2016-17.
- Make Baylor 138-29 in November/December games under Drew, including 68-12 in November games.
- Improve Baylor's record to 69-35 during **King McClure's** four-year career.

SERIES HISTORY

- Tuesday is the 12th series meeting between Baylor and Texas Southern, all of which have been in Waco.
- BU is 11-0 in the all-time series with an average scoring margin of +19.7 points per game.
- The closest game in the series was a 68-60 Baylor win on Jan. 2, 2011.
- BU is playing TSU for a 5th straight season. BU won 75-49 in 2014, 72-59 in 2015, 89-63 in 2016 and 99-68 in 2017.

IMPRESSIVE NON-CONFERENCE NUMBERS AT HOME

- Baylor is 52-2 in its last 54 non-conference home games dating back to Dec. 12, 2012.
- Baylor is 26-3 in home games against unranked opponents since 2016-17 (losses vs. K-State (2) & Miss. St).
- Baylor is 117-14 in non-conference home games in the **Drew era**, including 91-6 since 2007-08.
- Baylor is 26-5 in games against non-Big 12 teams since 2016-17 – losses in the 2017 Sweet 16 vs. South Carolina, at No. 21 Xavier, vs. No. 8 Wichita State, at No. 20 Florida and vs. Mississippi State.

PICKED 9TH IN BIG 12 PRESEASON COACHES POLL

- Baylor was picked ninth in the 2019 Big 12 Preseason Coaches Poll.
- BU received 20 points, one point back of Oklahoma in 8th and 10 points ahead of 10th place Oklahoma State.
- Baylor's 9th-place projection is the lowest the Bears have been picked since 2009-10, when BU was tabbed 10th, won 28 games and tied for second place in the league before advancing to the NCAA Tournament Elite Eight.

SEVEN CONSECUTIVE POSTSEASON BERTHS

- Baylor is on a school-record streak of seven consecutive postseason berths, matching the total number of postseason berths in the program's 97 seasons prior to the **Scott Drew** era.
- Baylor is 1 of 16 teams to appear in every postseason since 2012, joining Arizona, BYU, Cincinnati, Duke, Gonzaga, Iona, Kansas, Kentucky, Michigan State, New Mexico State, North Carolina, Oregon, Saint Mary's, Virginia and Wichita State.
- The Bears earned NCAA Tournament bids in 2012, 2014, 2015, 2016 and 2017 and NIT bids in 2013 and 2018.
- Baylor has made postseason appearances in 10 of 11 seasons since 2008. Prior to that, Baylor's only postseason berths were in 1946 (NCAA), 1948 (NCAA), 1950 (NCAA), 1987 (NIT), 1988 (NCAA), 1990 (NIT) and 2001 (NIT).
- Baylor is 20-9 in postseason national tournaments during the Drew era after going 3-9 prior to Drew's arrival.

PROTECTING HALFTIME LEADS

- Baylor went 15-0 last season when leading at halftime and has won 18 consecutive games when leading at half.
- Baylor has won 89% of its games (133-16) when leading at the half since 2011-12 (15-0 in 2017-18, 18-3 in 2016-17, 18-2 in 2015-16, 21-7 in 2014-15, 18-2 in 2013-14, 17-1 in 2012-13 and 26-1 in 2011-12).
- BU has won 38% of games in which its been tied or trailing at the half since 2011-12, going 38-63 in those.
- BU has led at halftime in 149 of 250 games over the last seven seasons, and BU is 171-79 since 2011-12.

BEST IN TEXAS

- Baylor is 55-12 against in-state opponents since the start of the 2011-12 season, and the Bears have advanced deeper into postseason play than any of Texas' 23 Division I team in five of the last six seasons.
- BU is a combined 69-16 against Lone Star State teams over the last nine seasons after going 10-27 against in-state teams in Scott Drew's first six seasons at Baylor (6-3 in 2017-18, 7-1 in 2016-17, 9-3 in 2015-16, 10-1 in 2014-15, 6-3 in 2013-14, 7-1 in 2012-13, 10-0 in 2011-12, 5-3 in 2010-11 and 9-1 in 2009-10).
- Additionally, six of the 18 NBA Draft picks from Texas colleges since 2012 have come from Baylor. SMU (three), Texas (three), Texas A&M (two), North Texas (one), Houston (one), Texas Tech (one) and UT Arlington (one) have also had players selected in the last seven NBA Drafts.

SECOND-MOST WINS AMONG BIG 12 TEAMS SINCE 2011-12

- Baylor's 171-79 record since 2011-12 trails only Kansas (210-50) among Big 12 teams.
- Iowa State (160-81) is 3rd, West Virginia (154-88) is 4th, Kansas State (147-91) is 5th, Oklahoma (141-91) is 6th, Oklahoma State (131-102) is 7th, Texas (130-107) is 8th, TCU (113-121) is 9th and Texas Tech (110-117) is 10th.
- Baylor has averaged 24.4 wins per season over six seasons since 2011-12.



SCOTT DREW
HEAD COACH
15TH SEASON

THE DREW FILE

PERSONAL

Birthdate: Oct. 23, 1970
Birthplace: Kansas City, Mo.
Family: Wife, Kelly; daughter Mackenzie, sons Peyton and Brody

EDUCATION

College: Butler, 1993; Valparaiso, 1994 (Master's)

COACHING EXPERIENCE

1993-01 Valparaiso (assistant coach)
2001-02 Valparaiso (associate head coach)
2002-03 Valparaiso (head coach)
2003-pres. Baylor (head coach)

THE DREW WORKSHEET

YEAR	SCHOOL	OVERALL	CONF.
2002-03	Valparaiso	20-11	12-2
2003-04	Baylor	8-21	3-13
2004-05	Baylor	9-19	1-15
2005-06‡	Baylor	4-13	4-12
2006-07	Baylor	15-16	4-12
2007-08	Baylor ¹	21-11	9-7
2008-09	Baylor ²	24-15	5-11
2009-10	Baylor ¹	28-8	11-5
2010-11	Baylor	18-13	7-9
2011-12	Baylor ¹	30-8	12-6
2012-13*	Baylor ²	23-14	9-9
2013-14	Baylor ¹	26-12	9-9
2014-15	Baylor ¹	24-10	11-7
2015-16	Baylor ¹	22-12	10-8
2016-17	Baylor ¹	27-8	12-6
2017-18	Baylor ²	19-15	8-10
2018-19	Baylor	0-0	0-0
TOTAL	16th season	316-206	125-141
BAYLOR	15th season	296-195	113-139

‡ Baylor played no non-conference schedule due to NCAA sanctions.
* Two of Baylor's wins were credited to interim head coach Jerome Tang.
¹ NCAA Tournament Appearances | ² NIT Appearances

DREW VS. 2018-19 OPPONENTS

OPPONENT	CAREER
Alabama	0-1
Arizona	0-0
Iowa State	12-12
Kansas	4-22
Kansas State	11-14
New Orleans	0-0
Nicholls State	0-0
Oklahoma	10-22
Oklahoma State	16-15
Ole Miss	1-0
Oregon	1-1
Prairie View A&M	8-0
South Dakota	0-0
Southern	8-0
Stephen F. Austin	2-1
Texas	15-20
TCU	11-2
Texas Southern	8-0
Texas Tech	17-12
West Virginia	8-7
Wichita State	1-1
CAREER W-L TOTAL	316-206

MISCELLANEOUS STATISTICS

Current Streak.....	Lost 1
Current Home Streak.....	Lost 1
Current Road/Neutral Streak.....	Lost 3
Last Win.....	March 13 vs. Wagner (80-59)
Last Home Win.....	March 13 vs. Wagner (80-59)
Last Away Win.....	Feb. 12 at Texas (74-73, 2ot)
Last Loss.....	March 18 vs. Mississippi State (77-78)
Last Home Loss.....	March 18 vs. Mississippi State (77-78)
Last Away Loss.....	March 9 vs. No. 18 WVU (65-78)

2017-18 RECORD BY STARTING LINEUP

Lecomte (g), McClure (g), Omot (f), Clark (f), Lual-Acuil (f).....	10-3
Lecomte (g), Lindsey (g), Vital (f), Clark (f), Lual-Acuil (f).....	5-4
Lecomte (g), McClure (g), Vital (f), Clark (f), Lual-Acuil (f).....	1-5
Lecomte (g), Lindsey (g), Omot (f), Maston (f), Lual-Acuil (f).....	1-1
Lecomte (g), Lindsey (g), Omot (f), Vital (f), Lual-Acuil (f).....	1-1
Lindsey (g), McClure (g), Omot (f), Clark (f), Lual-Acuil (f).....	1-0
Lecomte (g), McClure (g), Omot (f), Vital (f), Clark (f).....	0-1

RECORD WHEN...

	2017-18		DREW ERA
	ALL	B12	
Leading or tied at halftime	15-1	5-1	238-43
Trailing at halftime	4-14	3-9	60-152
Shoot 50 percent or higher	10-1	4-0	143-12
Shoot lower than 50 percent	9-14	4-10	155-183
Shoot higher pct than opponent	17-1	7-1	262-26
Shoot lower percentage than opp	2-14	1-9	36-169
Opp. shoot lower than 50 percent	19-8	8-5	284-103
Opp. shoot 50 percent or higher	0-7	0-5	14-92
Score fewer than 60 points	1-2	1-2	9-49
Score 60-plus points	18-13	7-8	289-146
Score 70-plus points	15-5	5-4	252-63
Score 80-plus points	10-2	3-2	126-11
Score 90-plus points	4-1	0-1	55-3
Score 100-plus points	3-0	0-0	20-0
Opp. score fewer than 50 points	1-0	0-0	29-1
Opp. score fewer than 60 points	6-1	2-1	107-8
Opp. score fewer than 70 points	16-2	7-1	218-50
Opp. score fewer than 80 points	17-10	8-6	281-131
Opp. score 80-plus points	2-5	0-4	17-64
Opp. score 90-plus points	0-2	0-2	3-19
More rebounds than opponent	16-9	7-7	225-71
Equal/fewer rebounds than opp.	3-6	1-3	73-124
40+ rebounds	8-3	3-3	117-28
Fewer than 40 rebounds	11-12	5-7	181-167
Fewer turnovers than opp.	7-5	3-3	147-63
Equal/more turnovers than opp.	12-10	5-7	151-132
Games decided by 5 or fewer pts	3-5	2-4	62-55
OT games	1-1	1-1	18-5
Games as AP ranked team	10-3	0-1	148-63
Games vs. AP ranked opponents	2-10	2-6	38-94
Games following a loss	7-8	4-5	98-91
Games following a win	12-7	4-5	200-104
More points in paint than opp.	17-13	7-8	215-76
Equal/fewer pts in paint than opp.	2-2	1-2	83-119
More points off TO than opp.	8-6	2-3	180-66
Equal/fewer pts off TO than opp.	11-9	6-7	118-129
More bench points than opp.	12-10	7-8	173-94
Equal/fewer bench points than opp.	7-5	1-2	125-101
More 2nd-chance points than opp.	7-12	2-9	167-101
Equal/fewer 2nd-ch. pts than opp.	12-3	6-1	131-94
Playing in November	5-1	0-0	67-12
Playing in December	5-2	0-1	70-17
Playing in January	2-7	2-6	62-61
Playing in February	6-2	6-2	55-65
Playing in March	1-3	0-1	42-39
Playing in April	0-0	0-0	2-1

FOUR NCAA TOURNAMENT APPEARANCES IN LAST FIVE SEASONS

- Baylor has its school-record streak of four consecutive NCAA Tournament appearances snapped in 2018.
- BU is 1 of 29 teams to appear in four NCAA Tournaments since 2014, joining Arizona, Butler, Cincinnati, Dayton, Duke, Gonzaga, Iowa State, Kansas, Kentucky, Michigan, Michigan State, New Mexico State, North Carolina, Oklahoma, Oregon, Providence, Purdue, SFA, Texas, Texas Southern, UCLA, VCU, Villanova, Virginia, West Virginia, Wichita State, Wisconsin and Xavier.

TWENTY WINS VS. RANKED TEAMS IN LAST FOUR SEASONS

- Baylor has gone 20-27 against ranked teams since the start of the 2014-15 season (2-10 last season).
- BU is 38-67 against AP-ranked teams since 2007-08 after going 0-27 in Drew's first four rebuilding seasons.
- Baylor has won multiple games vs. AP Top 25 teams in each of the last 11 seasons. The Bears have defeated at least five ranked teams in four of the last five seasons dating back to 2013-14.

NOVEMBER AND DECEMBER SUCCESS

- Baylor has posted a combined 137-29 record in November and December games during the Drew era, including a 54-7 mark in November and December games since 2013.
- The Bears are 67-12 in November games and 70-17 in December contests.
- BU is 27-4 in November games since 2013, with the only losses to No. 8 Syracuse (2013), vs. Illinois (2014) in Las Vegas, at No. 25 Oregon (2015) and at No. 21 Xavier (2017).
- BU is 28-3 in December games since 2013, with losses at No. 24 Texas A&M (2015), vs. No. 8 Wichita State (2017) and at No. 22 Texas Tech (2017).

POINT GUARDS THRIVE IN DREW'S SYSTEM

- Seven of Baylor's eight starting point guards during the **Scott Drew** era have earned All-Big 12 recognition.
- Baylor's starting point guard has earned All-Big 12 recognition in 13 of 14 seasons since 2004-05.
- Manu Lecomte (2017, 2018), Lester Medford (2016), Kenny Chery (2014, 2015), Pierre Jackson (2012, 2013), Tweety Carter (2010), Curtis Jerrells (2007, 2008, 2009) and Aaron Bruce (2005, 2006, 2007) have been named All-Big 12.

DOUBLE-DIGIT NON-CONFERENCE WINS FOR 5TH STRAIGHT SEASON

- Baylor has entered Big 12 play with double-digit wins in 5 straight seasons and 11 times in the last 12 years.
- All told, Baylor has gone 132-21 prior to Big 12 play over the last 12 seasons dating back to 2006-07, including a 9-9 record against AP Top 25 teams.
- BU entered Big 12 play 10-2 in 2017-18, 12-0 in 2016-17, 10-2 in 2015-16, 11-1 in 2014-15, 12-1 in 2013-14, 8-4 in 2012-13, 13-0 in 2011-12, 10-3 in 2010-11, 12-1 in 2009-10, 12-2 in 2008-09, 12-2 in 2007-08 and 10-3 in 2006-07.

RANKED IN 11 STRAIGHT SEASONS

- Baylor is one of nine teams to be nationally ranked in each of the last 11 seasons dating back to 2007-08 – Baylor, Duke, Gonzaga, Kansas, Kentucky, Louisville, Michigan State, Notre Dame and North Carolina.
- BU cracked a string of 38 consecutive unranked seasons when it was tabbed No. 25 in 2007-08.
- The Bears reached as high as No. 19 in 2008-09, No. 19 in 2009-10, No. 9 in 2010-11, No. 3 in 2011-12, No. 16 in 2012-13, No. 7 in 2013-14, No. 14 in 2014-15, No. 13 in 2015-16, No. 1 in 2016-17 and No. 16 in 2017-18.

GRADUATING 93 PERCENT OF SENIORS

- Since **Scott Drew** took over the Baylor Basketball program in 2003, 30 of 33 scholarship players who have played their fourth years under Drew have graduated from Baylor.
- Players recruited by Drew to graduate at Baylor: Tim Bush, Patrick Fields, Aaron Bruce, Mamadou Diene, Delbert Simpson, Curtis Jerrells, Henry Dugat, Kevin Rogers, Tweety Carter, Josh Lomers, Ekpe Udoh, Fred Ellis, Quincy Acy, Anthony Jones, J'mison Morgan, A.J. Walton, Cory Jefferson, Brady Heslip, Gary Franklin, Kenny Chery, Royce O'Neale, Lester Medford, Rico Gathers, Taurean Prince, Al Freeman, Johnathan Motley, Ishmail Wainright, Manu Lecomte, Jo Lual-Acuil Jr. and Nuni Omot.

PLAYER DEVELOPMENT – FROM UNRANKED TO NBA DRAFT PICKS

- Baylor has had a nation-leading four players selected in the NBA Draft since 2010 who weren't ranked in the ESPN100 out of high school.
- The only other schools with three such players were Colorado, Marquette, Missouri, New Mexico and Connecticut.
- Baylor developed **Quincy Acy**, **Ekpe Udoh**, **Pierre Jackson** and **Taurean Prince** into NBA Draft picks after joining the program as unranked recruits.

HISTORY OF DEVELOPMENT WITH REDSHIRTS

- Baylor has a track record of success when players redshirt under Scott Drew. **Ekpe Udoh**, **Johnathan Motley**, **Cory Jefferson**, **Brady Heslip**, **Royce O'Neale**, **Jo Lual-Acuil Jr.** and **Manu Lecomte** have all gone on to professional careers after redshirting.
- **Mark Vital**, **Mario Kegler** and **Freddie Gillespie** have all redshirted while at Baylor.
- **Davion Mitchell** and **MaCio Teague** are both redshirting this season while sitting out to satisfy NCAA transfer rules.

2018-19 BAYLOR BASKETBALL GAME NOTES
SIX NBA DRAFT PICKS IN LAST SEVEN SEASONS

- Baylor’s six NBA Draft picks over the last seven years are the nation’s 10th most, trailing only Kentucky, Duke, Syracuse, Kansas, North Carolina, UCLA, Arizona, Louisville and Michigan.
- A program-record three Baylor players were selected in the 2012 NBA Draft — Perry Jones III (28th pick; Oklahoma City Thunder), Quincy Acy (37th pick; Toronto Raptors) and Quincy Miller (38th pick; Denver Nuggets). Pierre Jackson (42nd pick, Philadelphia 76ers; traded to New Orleans Pelicans) was chosen in the 2013 draft, Cory Jefferson (60th pick; San Antonio Spurs; traded to Brooklyn Nets) was selected in 2014 and Taurean Prince (12th pick; Utah Jazz; traded to Atlanta Hawks) was chosen in 2016.

38 PRO PLAYERS IN DREW ERA

- In Scott Drew’s 15 years at Baylor, 38 of his players have gone on to professional careers, including all four seniors from last year’s squad — Manu Lecomte, Jo Lual-Acuil Jr., Terry Maston and Nuni Omot.
- Five of Drew’s players are currently playing in the NBA, and they all graduated from Baylor – Quincy Acy (Nets), Johnathan Motley (Mavericks), Royce O’Neale (Jazz), Taurean Prince (Hawks) and Ekpe Udoh (Jazz).
- A complete list of pro players from the Drew era is on page 155 of the 2018-19 men’s basketball media almanac.

CONSISTENTLY AMONG NATION’S BEST OFFENSES

- Baylor’s offense has consistently ranked among the nation’s best over the last 11 seasons under Scott Drew.
- The Bears have finished nine of the past 11 seasons among the top 25 nationally in KenPom’s adjusted offensive efficiency, joining Duke as the only programs to make that claim.
- BU finished No. 62 in 2017-18, No. 23 in 2016-17, No. 13 in 2015-16, No. 18 in 2014-15, No. 9 in 2013-14, No. 14 in 2012-13, No. 8 in 2011-12, No. 102 in 2010-11, No. 3 in 2009-10, No. 11 in 2008-09 and No. 11 in 2007-08.

BAYLOR BASKETBALL ON THE RADIO

- Baylor basketball is aired live via the Baylor-IMG College Radio Network on ESPN Central Texas and flagship station 1660AM ESPN Radio (KRZI) in Waco and worldwide on Sirius/XM Radio.
- Games are broadcast by the “Voice of the Bears” John Morris and former Baylor basketball standout Pat Nunley.
- Morris is in his 35th year doing Baylor broadcasts, while Nunley is in his 38th season as color analyst.
- All of Baylor’s games can be heard live on the Internet at www.BaylorBears.com and via the TuneIn App.

ONE OF 16 TEAMS WITH FOUR SWEET 16 APPEARANCES SINCE 2010

- Baylor is one of 16 teams nationally to make four Sweet 16 appearances in the last nine years.
- The Bears are joined by Arizona, Duke, Florida, Gonzaga, Kansas, Kentucky, Louisville, Michigan, Michigan State, North Carolina, Ohio State, Syracuse, West Virginia, Wisconsin and Xavier.
- **Scott Drew** is the youngest of 11 coaches nationally to lead his current program to four Sweet 16s since 2010. **Drew** (48) is joined by Arizona’s Sean Miller (49), Gonzaga’s Mark Few (55), Kansas’ Bill Self (55), Kentucky’s John Calipari (59), Michigan State’s Tom Izzo (63), North Carolina’s Roy Williams (68), Duke’s Mike Krzyzewski (71), Syracuse’s Jim Boeheim (73),

SCOTT DREW COACHING TREE

- Three current Division I head coaches took their first DI head coaching jobs after stints on Scott Drew’s BU staff.
- Matthew Driscoll is in his 10th season as head coach at North Florida after six seasons as a Baylor assistant.
- Grant McCasland is in his second season as head coach at North Texas. He spent five years as a Baylor assistant before taking over as Arkansas State head coach for one season in 2016-17.
- Paul Mills is in his second season as head coach at Oral Roberts. He was a member of Drew’s original Baylor staff in 2003-04 and spent 14 years with Drew, the final eight as an assistant coach.

ENTIRE STAFF RETURNS

- Scott Drew’s entire coaching staff returns for the 2018-19 season.
- Jerome Tang is in his second season as associate head coach and has been on Drew’s staff all 16 seasons at Baylor.
- Assistant coaches Alvin Brooks III (third season) and John Jakus (second season) also return to the bench.
- Special assistant & director of player development Jared Nuness is back for his 9th season, while associate director of operations & recruiting Aditya Malhotra returns for his 6th season. Director of operations Bill Peterson and director of video operations Ty Beard are both back for their second seasons.

UP NEXT

- Baylor continues its streak of 4 consecutive home games to start the season by welcoming Southern for a 5 p.m. CT game on Saturday. The game will be televised on Fox Sports Southwest.
- BU then hosts Prairie View A&M on Monday at 7 p.m. and Nicholls State at 11 a.m. on Friday, Nov. 16.
- The Bears then play their first away games of the season at the Emerald Coast Classic, Nov. 23-24 in Niceville, Fla. BU faces Ole Miss at 8:30 p.m. CT on Nov. 23 and will face either Cincinnati or George Mason the next day.

2017-18 SEASON HONORS

JONATHAN DAVIS

Academic All-Big 12 First Team

MANU LECOMTE

All-Big 12 Second Team (coaches)
 All-Big 12 Honorable Mention (AP)
 Big 12 Player of the Week (Feb. 12)

JAKE LINDSEY

CoSIDA Academic All-District 7 First Team
 Academic All-Big 12 First Team

JO LUAL-ACUIL JR.

All-Big 12 Third Team (coaches)
 All-Big 12 Honorable Mention (AP)
 Hall of Fame Classic MVP

TERRY MASTON

Big 12 Sixth Man Award (coaches)
 NCAA.com National Player of the Week (Feb. 19)
 Big 12 Player of the Week (Feb. 19)

KING MCCLURE


Academic All-Big 12 Second Team

DOUBLE-FIGURE GAMES

POINTS	REBOUNDS
27 Lecomte	14 Lual-Acuil Jr.
25 Lual-Acuil Jr.	3 Maston
15 Maston	2 Clark
14 Omot	2 Vital
13 McClure	
10 Clark	
9 Vital	
3 Lindsey	

DOUBLE-DOUBLES	ASSISTS
13 Lual-Acuil Jr.	1 Jolly
2 Clark	
2 Maston	

20-POINT GAMES	30-POINT GAMES
10 Lecomte	2 Omot
6 Maston	1 Lecomte
4 Omot	1 Lual-Acuil Jr.
3 Lual-Acuil Jr.	
1 McClure	



1 – DARIUS ALLEN

G • 6-4 • 205 • JR. • JC
 MELBOURNE, FLA. (PALM BEACH STATE)

SEASON/CAREER HIGHS

Points: –
 FG: –
 FGA: –
 3FG: –
 3FGA: –
 FT: –
 FTA: –
 Rebounds: –
 Assists: –
 Steals: –
 Blocks: –
 Turnovers: –
 Minutes Played: –

MISCELLANEOUS

	18-19	BU RECORD
Double-Figure Points:	–	–
Double-Figure Rebounds:	–	–
Double-Doubles:	–	–
5+ Assists:	–	–
Led team in Points:	–	–
Led team in Rebounds:	–	–
Led team in Blocks:	–	–
Led team in Assists:	–	–

ALLEN NOTEBOOK

- JuCo transfer guard, played previous two seasons at Palm Beach State in Palm Beach Gardens, Fla.
- Scored in double-figures in 34 in 59 career JuCo games played, including seven games of 20+ points
- Averaged 14.5 points, 4.5 rebounds and 2.0 steals per game as sophomore in 2017-18
- Recorded 4 double-doubles at Palm Beach State, averaging 25.5 points and 10.3 rebounds in those 4 games
- Played high school basketball at Florida Air Academy as junior and at Chaminade-Madonna Prep as senior
- Dunked so hard in a game at Florida Air Academy that lights went out in gym at City of Palms Classic

2018-19 GAME-BY-GAME

OPPONENT	DATE	GS	MIN	FG	3FG	FT	OR-DR-TR	PF	A	T	B	S	PTS
Texas Southern	11/6												
Southern	11/10												
Prairie View A&M	11/12												
Nicholls State	11/16												
vs. Ole Miss	11/23												
vs. TBD	11/24												
South Dakota	11/27												
at Wichita State	12/1												
at Arizona	12/15												
Stephen F. Austin	12/18												
Oregon	12/21												
New Orleans	12/29												
at TCU	1/5												
Iowa State	1/8												
Kansas	1/12												
at Oklahoma State	1/14												
Texas Tech	1/19												
at West Virginia	1/21												
Alabama	1/26												
at Oklahoma	1/28												
TCU	2/2												
at Texas	2/6												
Kansas State	2/9												
Oklahoma	2/11												
at Texas Tech	2/16												
at Iowa State	2/19												
West Virginia	2/23												
Texas	2/27												
at Kansas State	3/2												
Oklahoma State	3/6												
at Kansas	3/9												

ALLEN'S CAREER STATS																	
YEAR	GP-GS	MIN-AVG	FG-A	PCT	3FG-A	PCT	FT-A	PCT	OFF-DEF-TOT	AVG	PF-D	A	TO	B	S	TP	AVG
2018-19 (JR.)																	
CAREER																	



2 – DEVONTE BANDO

G • 6-3 • 195 • JR. • JC
BRAMPTON, ONTARIO (HUTCHINSON CC)

SEASON/CAREER HIGHS

Points: –
FG: –
FGA: –
3FG: –
3FGA: –
FT: –
FTA: –
Rebounds: –
Assists: –
Steals: –
Blocks: –
Turnovers: –
Minutes Played: –

MISCELLANEOUS

	18-19	BU RECORD
Double-Figure Points:	–	–
Double-Figure Rebounds:	–	–
Double-Doubles:	–	–
5+ Assists:	–	–
Led team in Points:	–	–
Led team in Rebounds:	–	–
Led team in Blocks:	–	–
Led team in Assists:	–	–

BANDO NOTEBOOK

- Canadian JuCo transfer guard, played previous two seasons at Hutchinson (Kan.) Community College
- Scored 1,072 points over 72 games during JuCo career, averaging 14.9 points in 27.1 minutes per game
- Hutchinson went 63-9 in games Bando played
- Scored in double-figures in 60 of 72 games, including 11 games with 20+ points
- Finished JuCo career with streak of 21 consecutive games scoring in double-figures, averaging 19.0 ppg during streak
- Started 35 games as sophomore at Hutch, averaging 16.6 points, 5.8 rebounds and 2.9 assists in 32.1 minutes per game
- Shot .438 from 3-point range in 2017-18, connecting on 64-of-146 attempts
- Helped Hutchinson win 2017 NJCAA Division I national title, scoring team-high 22 points in championship game

2018-19 GAME-BY-GAME

OPPONENT	DATE	GS	MIN	FG	3FG	FT	OR-DR-TR	PF	A	T	B	S	PTS
Texas Southern	11/6												
Southern	11/10												
Prairie View A&M	11/12												
Nicholls State	11/16												
vs. Ole Miss	11/23												
vs. TBD	11/24												
South Dakota	11/27												
at Wichita State	12/1												
at Arizona	12/15												
Stephen F. Austin	12/18												
Oregon	12/21												
New Orleans	12/29												
at TCU	1/5												
Iowa State	1/8												
Kansas	1/12												
at Oklahoma State	1/14												
Texas Tech	1/19												
at West Virginia	1/21												
Alabama	1/26												
at Oklahoma	1/28												
TCU	2/2												
at Texas	2/6												
Kansas State	2/9												
Oklahoma	2/11												
at Texas Tech	2/16												
at Iowa State	2/19												
West Virginia	2/23												
Texas	2/27												
at Kansas State	3/2												
Oklahoma State	3/6												
at Kansas	3/9												

BANDO'S CAREER STATS																	
YEAR	GP-GS	MIN-AVG	FG-A	PCT	3FG-A	PCT	FT-A	PCT	OFF-DEF-TOT	AVG	PF-D	A	TO	B	S	TP	AVG
2018-19 (JR.)																	
CAREER																	



12 – JARED BUTLER

G • 6-3 • 185 • FR. • HS
RESERVE, LA. (RIVERSIDE ACADEMY)

SEASON/CAREER HIGHS

- Points: –
- FG: –
- FGA: –
- 3FG: –
- 3FGA: –
- FT: –
- FTA: –
- Rebounds: –
- Assists: –
- Steals: –
- Blocks: –
- Turnovers: –
- Minutes Played: –

MISCELLANEOUS

	18-19	BU RECORD
Double-Figure Points:	–	–
Double-Figure Rebounds:	–	–
Double-Doubles:	–	–
5+ Assists:	–	–
Led team in Points:	–	–
Led team in Rebounds:	–	–
Led team in Blocks:	–	–
Led team in Assists:	–	–

BUTLER NOTEBOOK

- Consensus top-100 national recruit, ranked as high as No. 75 nationally in 2018 recruiting class
- Originally enrolled at Alabama in summer 2018, but transferred to Baylor in August and received immediate eligibility
- Two-time All-State selection at Riverside, helped team win three state championships, including first as 8th grader in 2014
- Earned first-team All-State honors after averaging 27.4 points, 8.8 rebounds, 8.4 assists and 3.0 steals in 2017-18
- New Orleans Times-Picayune 2017-18 Player of the Year
- From same hometown as former Baylor stars Tweety Carter and Rico Gathers

2018-19 GAME-BY-GAME

OPPONENT	DATE	GS	MIN	FG	3FG	FT	OR-DR-TR	PF	A	T	B	S	PTS
Texas Southern	11/6												
Southern	11/10												
Prairie View A&M	11/12												
Nicholls State	11/16												
vs. Ole Miss	11/23												
vs. TBD	11/24												
South Dakota	11/27												
at Wichita State	12/1												
at Arizona	12/15												
Stephen F. Austin	12/18												
Oregon	12/21												
New Orleans	12/29												
at TCU	1/5												
Iowa State	1/8												
Kansas	1/12												
at Oklahoma State	1/14												
Texas Tech	1/19												
at West Virginia	1/21												
Alabama	1/26												
at Oklahoma	1/28												
TCU	2/2												
at Texas	2/6												
Kansas State	2/9												
Oklahoma	2/11												
at Texas Tech	2/16												
at Iowa State	2/19												
West Virginia	2/23												
Texas	2/27												
at Kansas State	3/2												
Oklahoma State	3/6												
at Kansas	3/9												

BUTLER'S CAREER STATS																	
YEAR	GP-GS	MIN-AVG	FG-A	PCT	3FG-A	PCT	FT-A	PCT	OFF-DEF-TOT	AVG	PF-D	A	TO	B	S	TP	AVG
2018-19 (FR.)																	
CAREER																	



25 — TRISTAN CLARK

F • 6-9 • 240 • SO. • 1L

SAN ANTONIO, TEXAS (WAGNER HS)

SEASON HIGHS

Points: —
 FG: —
 FGA: —
 3FG: —
 3FGA: —
 FT: —
 FTA: —
 Rebounds: —
 Assists: —
 Steals: —
 Blocks: —
 Turnovers: —
 Minutes Played: —

CAREER HIGHS

Points: — 16 vs. Randall (12/9/17); at Iowa State (1/13/18)
 FG: — 7, three times
 FGA: — 13 at Iowa State (1/13/18)
 3FG: — 1 at Iowa State (1/13/18); at Oklahoma (1/30/18)
 3FGA: — 2 at Iowa State (1/13/18)
 FT: — 4, four times
 FTA: — 7 vs. Sam Houston State (12/4/17)
 Rebounds: — 15 at Iowa State (1/13/18)
 Assists: — 4 at TCU (2/24/18)
 Steals: — 2, four times
 Blocks: — 3, three times
 Turnovers: — 3, three times
 Minutes Played: — 33, three times

MISCELLANEOUS

	18-19	CAREER	BU RECORD
Double-Figure Points:	—	10	6-4
Double-Figure Rebounds:	—	2	1-1
Double-Doubles:	—	2	1-1
2+ Blocks:	—	9	6-3
Led team in Points:	—	1	0-1
Led team in Rebounds:	—	6	2-4
Led team in Blocks:	—	7	3-4
Led team in Assists:	—	2	1-1

CLARK NOTEBOOK


- Strong, skilled sophomore power forward; consensus four-star recruit out of San Antonio's Wagner High School
- 30 starts last season were 3rd-most by a true freshman in program history (Quincy Miller 36 in 2012, Isaiah Austin 35 in 2013)
- Led team with .608 field goal percentage, 2nd-best by a freshman in program history (Quincy Acy .655)
- Posted career-highs of 16 points, 15 rebounds and 3 blocks in 28 minutes at Iowa State (1/13/18) – first 15-15 game by a Baylor freshman since Isaiah Austin went for 19 points and 20 rebounds against Oklahoma on Jan. 30, 2013.
- Scored in double-figures 10 times during freshman season, including pair of double-doubles
- Named 2017 6A Player of the Year by Texas Association of Basketball Coaches
- Ranked No. 8 recruit in Texas and No. 106 overall in 2017 class by 247Sports composite rankings
- Played all 39 games as senior, averaging 17.5 points, 10.1 rebounds, 2.8 assists and 2.1 blocks per game

2018-19 GAME-BY-GAME

OPPONENT	DATE	GS	MIN	FG	3FG	FT	OR-DR-TR	PF	A	T	B	S	PTS
Texas Southern	11/6												
Southern	11/10												
Prairie View A&M	11/12												
Nicholls State	11/16												
vs. Ole Miss	11/23												
vs. TBD	11/24												
South Dakota	11/27												
at Wichita State	12/1												
at Arizona	12/15												
Stephen F. Austin	12/18												
Oregon	12/21												
New Orleans	12/29												
at TCU	1/5												
Iowa State	1/8												
Kansas	1/12												
at Oklahoma State	1/14												
Texas Tech	1/19												
at West Virginia	1/21												
Alabama	1/26												
at Oklahoma	1/28												
TCU	2/2												
at Texas	2/6												
Kansas State	2/9												
Oklahoma	2/11												
at Texas Tech	2/16												
at Iowa State	2/19												
West Virginia	2/23												
Texas	2/27												
at Kansas State	3/2												
Oklahoma State	3/6												
at Kansas	3/9												

CLARK'S CAREER STATS

YEAR	GP-GS	MIN-AVG	FG-A	PCT	3FG-A	PCT	FT-A	PCT	OFF-DEF-TOT	AVG	PF-D	A	TO	B	S	TP	AVG
2017-18 (FR.)	33-30	657-19.9	93-153	.608	2-7	.286	36-55	.655	47-101-148	4.5	80-3	25	38	29	18	224	6.8
CAREER	33-30	657-19.9	93-153	.608	2-7	.286	36-55	.655	47-101-148	4.5	80-3	25	38	29	18	224	6.8



33 — FREDDIE GILLESPIE

F • 6-8 • 240 • RJR. • SO
ST. PAUL, MINN. (CARLETON)

SEASON/CAREER HIGHS

- Points: —
- FG: —
- FGA: —
- 3FG: —
- 3FGA: —
- FT: —
- FTA: —
- Rebounds: —
- Assists: —
- Steals: —
- Blocks: —
- Turnovers: —
- Minutes Played: —

MISCELLANEOUS

	18-19	BU RECORD
Double-Figure Points:	—	—
Double-Figure Rebounds:	—	—
Double-Doubles:	—	—
2+ Blocks:	—	—
Led team in Points:	—	—
Led team in Rebounds:	—	—
Led team in Blocks:	—	—
Led team in Assists:	—	—

GILLESPIE NOTEBOOK

- Former walk-on forward, sat out 2017-18 after transferring from Division III Carleton College in Northfield, Minn.
- Awarded scholarship prior to 2018-19 season
- Played only 16 minutes during 2015-16 freshman season at Carleton, totaling 4 points, 7 rebounds and 2 blocks
- Developed into 2nd-team All-MIAC and All-MIAC Defensive Team selection as sophomore in 2016-17
- Averaged 10.0 points, 8.3 rebounds and 23.6 blocks in 22.8 minutes per game during sophomore season
- First played organized basketball in eighth grade and missed parts of three high school seasons with injuries
- AP distinction scholar and summa cum laude graduate at East Ridge High School in Woodbury, Minn.

2018-19 GAME-BY-GAME

OPPONENT	DATE	GS	MIN	FG	3FG	FT	OR-DR-TR	PF	A	T	B	S	PTS
Texas Southern	11/6												
Southern	11/10												
Prairie View A&M	11/12												
Nicholls State	11/16												
vs. Ole Miss	11/23												
vs. TBD	11/24												
South Dakota	11/27												
at Wichita State	12/1												
at Arizona	12/15												
Stephen F. Austin	12/18												
Oregon	12/21												
New Orleans	12/29												
at TCU	1/5												
Iowa State	1/8												
Kansas	1/12												
at Oklahoma State	1/14												
Texas Tech	1/19												
at West Virginia	1/21												
Alabama	1/26												
at Oklahoma	1/28												
TCU	2/2												
at Texas	2/6												
Kansas State	2/9												
Oklahoma	2/11												
at Texas Tech	2/16												
at Iowa State	2/19												
West Virginia	2/23												
Texas	2/27												
at Kansas State	3/2												
Oklahoma State	3/6												
at Kansas	3/9												

GILLESPIE'S CARLETON STATS																	
YEAR	GP-GS	MIN-AVG	FG-A	PCT	3FG-A	PCT	FT-A	PCT	OFF-DEF-TOT	AVG	PF-D	A	TO	B	S	TP	AVG
2015-16 (FR.)	4-0	16-4.0	1-2	.500	0-0	.000	2-8	.250	0-7-7	1.8	2-0	1	0	2	1	4	1.0
2016-17 (SO.)	27-23	616-22.8	117-220	.532	0-0	.000	35-60	.583	72-152-224	8.3	75-3	22	37	69	15	269	10.0
CAREER	31-23	632-20.4	118-222	.532	0-0	.000	37-68	.544	72-159-231	7.5	77-3	23	37	71	16	273	8.8

GILLESPIE'S BAYLOR STATS																	
YEAR	GP-GS	MIN-AVG	FG-A	PCT	3FG-A	PCT	FT-A	PCT	OFF-DEF-TOT	AVG	PF-D	A	TO	B	S	TP	AVG
2018-19 (RJR.)																	
BU CAREER																	
NCAA CAREER																	



4 — MARIO KEGLER

G/F • 6-7 • 230 • RSO. • SO
JACKSON, MISS. (MISSISSIPPI STATE)

SEASON HIGHS

Points: —
 FG: —
 FGA: —
 3FG: —
 3FGA: —
 FT: —
 FTA: —
 Rebounds: —
 Assists: —
 Steals: —
 Blocks: —
 Turnovers: —
 Minutes Played: —

CAREER HIGHS

Points: — 17 vs. Tennessee (2/4/17)
 FG: — 7 vs. South Carolina (2/11/17)
 FGA: — 13 vs. Georgia State (12/4/16)
 3FG: — 4 vs. Georgia State (12/4/16); vs. Tennessee (2/4/17)
 3FGA: — 8 vs. Georgia State (12/4/16)
 FT: — 5 at LSU (1/7/17); vs. Missouri (1/25/17)
 FTA: — 7 vs. Missouri (1/25/17)
 Rebounds: — 9 vs. Lehigh (1/25/16); vs. Tennessee (2/4/17)
 Assists: — 5 at Arkansas (1/10/17)
 Steals: — 2, six times
 Blocks: — 1, eight times
 Turnovers: — 5 at South Carolina (2/28/17)
 Minutes Played: — 35 vs. East Tennessee State (12/14/16)

MISCELLANEOUS

	18-19	BU RECORD
Double-Figure Points:	—	—
Double-Figure Rebounds:	—	—
Double-Doubles:	—	—
2+ Blocks:	—	—
Led team in Points:	—	—
Led team in Rebounds:	—	—
Led team in Blocks:	—	—
Led team in Assists:	—	—

KEGLER NOTEBOOK

- Long, athletic wing, sat out 2017-18 season after transferring following freshman year Mississippi State
- Started 31 games as true freshman at Mississippi State in 2016-17, averaging 9.7 points and 5.5 rebounds in 28.2 minutes
- Started all 18 games in SEC play, averaging 10.8 points, 5.6 rebounds and 1.6 assists in 29.2 minutes per game
- Scored in double-figures in 16 of 32 games at MSU, including career-highs of 17 points and 9 boards at Tennessee (2/4/17)
- Sank multiple 3-pointers in 13 games, including 5-game stretch when he went a combined 13-of-22 from downtown
- Ranked No. 47 recruit nationally in 2016 ESPN100 and No. 52 overall in 247Sports composite rankings

2018-19 GAME-BY-GAME

OPPONENT	DATE	GS	MIN	FG	3FG	FT	OR-DR-TR	PF	A	T	B	S	PTS
Texas Southern	11/6												
Southern	11/10												
Prairie View A&M	11/12												
Nicholls State	11/16												
vs. Ole Miss	11/23												
vs. TBD	11/24												
South Dakota	11/27												
at Wichita State	12/1												
at Arizona	12/15												
Stephen F. Austin	12/18												
Oregon	12/21												
New Orleans	12/29												
at TCU	1/5												
Iowa State	1/8												
Kansas	1/12												
at Oklahoma State	1/14												
Texas Tech	1/19												
at West Virginia	1/21												
Alabama	1/26												
at Oklahoma	1/28												
TCU	2/2												
at Texas	2/6												
Kansas State	2/9												
Oklahoma	2/11												
at Texas Tech	2/16												
at Iowa State	2/19												
West Virginia	2/23												
Texas	2/27												
at Kansas State	3/2												
Oklahoma State	3/6												
at Kansas	3/9												

KEGLER'S MISSISSIPPI STATE STATS

YEAR	GP-GS	MIN-AVG	FG-A	PCT	3FG-A	PCT	FT-A	PCT	OFF-DEF-TOT	AVG	PF-D	A	TO	B	S	TP	AVG
2016-17 (FR.)	32-31	901-28.2	106-252	.421	40-116	.345	58-88	.659	37-138-175	5.5	78-2	37	60	8	22	310	9.7
CAREER	32-31	901-28.2	106-252	.421	40-116	.345	58-88	.659	37-138-175	5.5	78-2	37	60	8	22	310	9.7

KEGLER'S BAYLOR STATS

YEAR	GP-GS	MIN-AVG	FG-A	PCT	3FG-A	PCT	FT-A	PCT	OFF-DEF-TOT	AVG	PF-D	A	TO	B	S	TP	AVG
2018-19 (RSO.)																	
BU CAREER																	
NCAA CAREER																	



10 – MAKAI MASON

G • 6-1 • 185 • RSR • TR
GREENFIELD, MASS. (YALE)

SEASON HIGHS

Points: –
 FG: –
 FGA: –
 3FG: –
 3FGA: –
 FT: –
 FTA: –
 Rebounds: –
 Assists: –
 Steals: –
 Blocks: –
 Turnovers: –
 Minutes Played: –

CAREER HIGHS

Points: – 31 vs. Baylor (3/19/16)
 FG: – 9, three times
 FGA: – 18, four times
 3FG: – 5 vs. Princeton (1/30/16)
 3FGA: – 9 at Dartmouth (2/12/16)
 FT: – 11 vs. Baylor (3/19/16)
 FTA: – 11 vs. Baylor (3/19/16); at SMU (11/22/15)
 Rebounds: – 6 vs. Baylor (3/19/16)
 Assists: – 8 at Duke (11/25/15)
 Steals: – 3, three times
 Blocks: – 1, four times
 Turnovers: – 6 at Princeton (2/19/16); vs. Vermont (12/5/15)
 Minutes Played: – 40 vs. Duke (3/19/16); vs. Dartmouth (2/27/16)

MISCELLANEOUS

	18-19	BU RECORD
Double-Figure Points:	–	–
Double-Figure Rebounds:	–	–
Double-Doubles:	–	–
2+ Blocks:	–	–
Led team in Points:	–	–
Led team in Rebounds:	–	–
Led team in Blocks:	–	–
Led team in Assists:	–	–

MASON NOTEBOOK

- First graduate transfer in program history, joined Bears after graduating from Yale in May 2018 with political science degree
- Committed to Baylor in summer 2017, prior to fourth and final season at Yale
- Played 61 games over first two seasons at Yale, but limited to just 1 game over final two seasons by injuries
- Helped Bulldogs to 45-17 record in 62 career games played, including 24-5 in Ivy League
- Scored in double-figures in 35 of 62 career games, including 9 games of 20+ points
- Three-time Ivy League Player of the Week and 2016 first-team All-Ivy selection
- Started all 30 games and averaged 16.0 points and 3.8 assists in 32.7 minutes per game as sophomore in 2015-16
- Scored career-high 31 points and went perfect 11-of-11 at foul line in 2016 NCAA Tournament first round win over Baylor

2018-19 GAME-BY-GAME


OPPONENT	DATE	GS	MIN	FG	3FG	FT	OR-DR-TR	PF	A	T	B	S	PTS
Texas Southern	11/6												
Southern	11/10												
Prairie View A&M	11/12												
Nicholls State	11/16												
vs. Ole Miss	11/23												
vs. TBD	11/24												
South Dakota	11/27												
at Wichita State	12/1												
at Arizona	12/15												
Stephen F. Austin	12/18												
Oregon	12/21												
New Orleans	12/29												
at TCU	1/5												
Iowa State	1/8												
Kansas	1/12												
at Oklahoma State	1/14												
Texas Tech	1/19												
at West Virginia	1/21												
Alabama	1/26												
at Oklahoma	1/28												
TCU	2/2												
at Texas	2/6												
Kansas State	2/9												
Oklahoma	2/11												
at Texas Tech	2/16												
at Iowa State	2/19												
West Virginia	2/23												
Texas	2/27												
at Kansas State	3/2												
Oklahoma State	3/6												
at Kansas	3/9												

MASON'S YALE STATS

YEAR	GP-GS	MIN-AVG	FG-A	PCT	3FG-A	PCT	FT-A	PCT	OFF-DEF-TOT	AVG	PF-D	A	TO	B	S	TP	AVG
2014-15 (FR.)	31-0	595-19.2	63-139	.453	17-48	.354	48-66	.727	14-55-69	2.2	52-0	49	33	2	20	191	6.2
2015-16 (SO.)	30-30	980-32.7	161-377	.427	55-154	.357	104-129	.806	15-68-83	2.8	55-0	115	91	2	25	481	16.0
2016-17 (JR.)		-redshirt-															
2017-18 (RJR.)	1-0	21-21.0	2-6	.333	2-3	.667	2-5	.400	0-0-0	0.0	0-0	1	1	0	0	8	8.0
CAREER	62-30	1596-25.7	226-522	.433	74-205	.361	154-200	.770	29-123-152	2.5	107-0	165	125	4	45	680	11.0

MASON'S BAYLOR STATS

YEAR	GP-GS	MIN-AVG	FG-A	PCT	3FG-A	PCT	FT-A	PCT	OFF-DEF-TOT	AVG	PF-D	A	TO	B	S	TP	AVG
2018-19 (RSR.)																	
BU CAREER																	
NCAA CAREER																	



24 – MATTHEW MAYER

G/F • 6-9 • 200 • FR. • HS

AUSTIN, TEXAS (WESTLAKE HS)

SEASON/CAREER HIGHS

- Points: –
- FG: –
- FGA: –
- 3FG: –
- 3FGA: –
- FT: –
- FTA: –
- Rebounds: –
- Assists: –
- Steals: –
- Blocks: –
- Turnovers: –
- Minutes Played: –

MISCELLANEOUS

	18-19	BU RECORD
Double-Figure Points:	–	–
Double-Figure Rebounds:	–	–
Double-Doubles:	–	–
5+ Assists:	–	–
Led team in Points:	–	–
Led team in Rebounds:	–	–
Led team in Blocks:	–	–
Led team in Assists:	–	–

MAYER NOTEBOOK

- Freshman wing with length and ability to create his own shot off the dribble
- Four-star recruit from Austin’s Westlake High School, ranked among top-100 recruits nationally in 2018 class
- Helped Westlake to 36-4 record as senior in 2017-18, playing alongside Xavier’s Keonte Kennedy and Texas’ Brock Cunningham
- Scored 15 points during a 12-minute scrimmage period at Vanderbilt in October
- Committed to Baylor in June 2017, more than a year prior to enrolling at BU

2018-19 GAME-BY-GAME

OPPONENT	DATE	GS	MIN	FG	3FG	FT	OR-DR-TR	PF	A	T	B	S	PTS
Texas Southern	11/6												
Southern	11/10												
Prairie View A&M	11/12												
Nicholls State	11/16												
vs. Ole Miss	11/23												
vs. TBD	11/24												
South Dakota	11/27												
at Wichita State	12/1												
at Arizona	12/15												
Stephen F. Austin	12/18												
Oregon	12/21												
New Orleans	12/29												
at TCU	1/5												
Iowa State	1/8												
Kansas	1/12												
at Oklahoma State	1/14												
Texas Tech	1/19												
at West Virginia	1/21												
Alabama	1/26												
at Oklahoma	1/28												
TCU	2/2												
at Texas	2/6												
Kansas State	2/9												
Oklahoma	2/11												
at Texas Tech	2/16												
at Iowa State	2/19												
West Virginia	2/23												
Texas	2/27												
at Kansas State	3/2												
Oklahoma State	3/6												
at Kansas	3/9												

MAYER'S CAREER STATS																	
YEAR	GP-GS	MIN-AVG	FG-A	PCT	3FG-A	PCT	FT-A	PCT	OFF-DEF-TOT	AVG	PF-D	A	TO	B	S	TP	AVG
2018-19 (FR.)																	
CAREER																	



22 – KING MCCLURE

G • 6-3 • 215 • SR. • 3L
DALLAS, TEXAS (TRIPLE A ACADEMY)

SEASON HIGHS

Points: –
FG: –
FGA: –
3FG: –
3FGA: –
FT: –
FTA: –
Rebounds: –
Assists: –
Steals: –
Blocks: –
Turnovers: –
Minutes Played: –

CAREER HIGHS

Points: – 23 vs. Randall (12/9/17)
FG: – 8 vs. Randall (12/9/17)
FGA: – 16 vs. Randall (12/9/17)
3FG: – 5 vs. Southern California (3/19/17)
3FGA: – 12 vs. Randall (12/9/17)
FT: – 7 vs. Texas Tech (2/17/18)
FTA: – 8 vs. Texas Tech (2/17/18)
Rebounds: – 6 vs. HSU (12/16/15); vs. Southern (12/20/17)
Assists: – 6 vs. Randall (12/9/17)
Steals: – 5 vs. Savannah State (11/23/15)
Blocks: – 1, seven times
Turnovers: – 5 vs. West Virginia (3/9/18)
Minutes Played: – 32 vs. Creighton (11/21/17); vs. Randall (12/9/17)

MISCELLANEOUS

	18-19	CAREER	BU RECORD
Double-Figure Points:	–	26	18-8
Double-Figure Assists:	–	–	–
Double-Doubles:	–	–	–
20+ Points:	–	1	1-0
5+ Assists:	–	3	2-1
Led team in Points:	–	5	3-2
Led team in Rebounds:	–	–	–
Led team in Assists:	–	1	0-1
Led team in Bench Points:	–	12	7-5

MCCLURE NOTEBOOK

- Strong, physical senior guard, has played as shooting guard in 100 career games at Baylor (34 starts)
- Switched from No. 22 to No. 3 prior to senior season to honor teammate Jake Lindsey, who will miss 2018-19 season
- Told basketball career was over due to heart condition in June 2015; had procedure and was cleared to resume in September 2015
- Scored in double-figures 13 times last season, doubling career total to 26 games over first 3 seasons
- Recorded career-bests of 23 points and 6 assists in 32 minutes vs. Randall (12/9/17)
- Posted then-career-highs of 19 points and 32 minutes in Hall of Fame Classic title game win vs. Creighton (11/21/17)
- Sparked comeback vs. Louisville (11/25/16) in Battle 4 Atlantis championship with 15 2nd-half points; played final 15 minutes
- Consensus top-100 recruit in 2015 class, ranked No. 54 nationally by 247Sports.com
- Three-time All-State selection, averaged at least 21 ppg in all four years of high school

2018-19 GAME-BY-GAME

OPPONENT	DATE	GS	MIN	FG	3FG	FT	OR-DR-TR	PF	A	T	B	S	PTS
Texas Southern	11/6												
Southern	11/10												
Prairie View A&M	11/12												
Nicholls State	11/16												
vs. Ole Miss	11/23												
vs. TBD	11/24												
South Dakota	11/27												
at Wichita State	12/1												
at Arizona	12/15												
Stephen F. Austin	12/18												
Oregon	12/21												
New Orleans	12/29												
at TCU	1/5												
Iowa State	1/8												
Kansas	1/12												
at Oklahoma State	1/14												
Texas Tech	1/19												
at West Virginia	1/21												
Alabama	1/26												
at Oklahoma	1/28												
TCU	2/2												
at Texas	2/6												
Kansas State	2/9												
Oklahoma	2/11												
at Texas Tech	2/16												
at Iowa State	2/19												
West Virginia	2/23												
Texas	2/27												
at Kansas State	3/2												
Oklahoma State	3/6												
at Kansas	3/9												

McCLURE'S CAREER STATS

YEAR	GP-GS	MIN-AVG	FG-A	PCT	3FG-A	PCT	FT-A	PCT	OFF-DEF-TOT	AVG	PF-D	A	TO	B	S	TP	AVG
2015-16 (FR.)	34-0	444-13.1	52-116	.448	29-77	.377	18-27	.667	8-31-39	1.1	47-0	22	14	4	30	151	4.4
2016-17 (SO.)	32-13	459-14.3	54-122	.443	28-77	.364	24-32	.750	9-31-40	1.3	41-0	26	25	2	14	160	5.0
2017-18 (JR.)	34-21	814-23.9	93-237	.392	42-120	.350	49-64	.766	16-68-84	2.5	79-0	57	53	1	31	277	8.1
2018-19 (SR.)																	
CAREER	100-34	1717-17.2	199-475	.419	99-274	.361	91-123	.740	33-130-163	1.6	167-0	105	92	7	75	588	5.9



0 – FLO THAMBA

F • 6-10 • 245 • FR. • HS
KINSHASA, CONGO (MOUNTAIN MISSION SCHOOL)

SEASON/CAREER HIGHS

- Points: –
- FG: –
- FGA: –
- 3FG: –
- 3FGA: –
- FT: –
- FTA: –
- Rebounds: –
- Assists: –
- Steals: –
- Blocks: –
- Turnovers: –
- Minutes Played: –

MISCELLANEOUS

	18-19	BU RECORD
Double-Figure Points:	–	–
Double-Figure Rebounds:	–	–
Double-Doubles:	–	–
2+ Blocks:	–	–
Led team in Points:	–	–
Led team in Rebounds:	–	–
Led team in Blocks:	–	–
Led team in Assists:	–	–


THAMBA NOTEBOOK

- Freshman big man with 7-foot-5 wingspan, originally from Kinshasa, Democratic Republic of the Congo
- Grew up in South Africa, emigrated to United States in 2014
- Late addition to 2018 signing class, ranked No. 243 overall and No. 34 center by 247Sports
- Averaged 14.0 points, 10.0 rebounds and 1.5 blocks per game as senior at Mountain Mission School in Grundy, Va.

2018-19 GAME-BY-GAME

OPPONENT	DATE	GS	MIN	FG	3FG	FT	OR-DR-TR	PF	A	T	B	S	PTS
Texas Southern	11/6												
Southern	11/10												
Prairie View A&M	11/12												
Nicholls State	11/16												
vs. Ole Miss	11/23												
vs. TBD	11/24												
South Dakota	11/27												
at Wichita State	12/1												
at Arizona	12/15												
Stephen F. Austin	12/18												
Oregon	12/21												
New Orleans	12/29												
at TCU	1/5												
Iowa State	1/8												
Kansas	1/12												
at Oklahoma State	1/14												
Texas Tech	1/19												
at West Virginia	1/21												
Alabama	1/26												
at Oklahoma	1/28												
TCU	2/2												
at Texas	2/6												
Kansas State	2/9												
Oklahoma	2/11												
at Texas Tech	2/16												
at Iowa State	2/19												
West Virginia	2/23												
Texas	2/27												
at Kansas State	3/2												
Oklahoma State	3/6												
at Kansas	3/9												

THAMBA'S CAREER STATS																	
YEAR	GP-GS	MIN-AVG	FG-A	PCT	3FG-A	PCT	FT-A	PCT	OFF-DEF-TOT	AVG	PF-D	A	TO	B	S	TP	AVG
2018-19 (FR.)																	
CAREER																	



11 – MARK VITAL

G/F • 6-5 • 230 • RSO. • 1L

LAKE CHARLES, LA. (ADVANCED PREP INT'L (TEXAS))

SEASON HIGHS

Points: –
 FG: –
 FGA: –
 3FG: –
 3FGA: –
 FT: –
 FTA: –
 Rebounds: –
 Assists: –
 Steals: –
 Blocks: –
 Turnovers: –
 Minutes Played: –

CAREER HIGHS

Points: – 12, three times
 FG: – 5, six times
 FGA: – 12 vs. Oklahoma (2/27/18)
 3FG: – 1 vs. Sam Houston State (12/4/17)
 3FGA: – 2 vs. Sam Houston State (12/4/17); vs. Wagner (3/13/18)
 FT: – 4 at Texas Tech (12/29/17); vs. Texas (1/6/18)
 FTA: – 8 vs. Texas (1/6/18)
 Rebounds: – 11 vs. Kansas (2/10/18)
 Assists: – 8 vs. Oklahoma State (1/15/18)
 Steals: – 3 vs. Wichita State (12/2/17)
 Blocks: – 3 vs. Kansas (2/10/18)
 Turnovers: – 7 vs. Kansas (2/10/18)
 Minutes Played: – 38 at Texas (2/12/18)

MISCELLANEOUS

	18-19	CAREER	BU RECORD
Double-Figure Points:	–	9	5-4
Double-Figure Rebounds:	–	2	2-0
Double-Doubles:	–	–	–
5+ Assists:	–	4	3-1
2+ Blocks:	–	4	3-1
Led team in Points:	–	1	0-1
Led team in Rebounds:	–	8	6-2
Led team in Assists:	–	6	3-3
Led team in Blocks:	–	4	2-2
Led team in Bench Points:	–	6	5-1

VITAL NOTEBOOK

- High-flying redshirt sophomore guard/forward from Lake Charles, La., sat out 2016-17 season before debuting in 2017-18
- Played in 33 games during redshirt freshman season, came off bench in first 11 games, then started 18 of final 22
- Saw at least 20 minutes of action in 26 of 33 games, including 14 consecutive games to end season
- Ranked 14th in Big 12 Conference and 3rd among freshmen with 5.6 rebounds per game
- Scored in double-figures 9 times and had 2 games with double-digit rebounds
- Grabbed career-high 11 rebounds, had career-high 3 blocks and 2 assists in 32 minutes of win over No. 10 Kansas (2/10/18)
- Nicknamed “Baby Rico” after former Baylor All-American power forward and fellow Louisianan Rico Gathers
- Ranked No. 1 in Louisiana and No. 55 nationally in 2016 recruiting class by 247Sports.com
- Featured by Yahoo! as “Middle School Basketball’s Most Impressive Dunker” in 2012
- Known for highlight-reel dunks, including jumping over four players in a slam dunk contest
- Committed to Baylor in September 2013, more than two years before signing day

2018-19 GAME-BY-GAME

OPPONENT	DATE	GS	MIN	FG	3FG	FT	OR-DR-TR	PF	A	T	B	S	PTS
Texas Southern	11/6												
Southern	11/10												
Prairie View A&M	11/12												
Nicholls State	11/16												
vs. Ole Miss	11/23												
vs. TBD	11/24												
South Dakota	11/27												
at Wichita State	12/1												
at Arizona	12/15												
Stephen F. Austin	12/18												
Oregon	12/21												
New Orleans	12/29												
at TCU	1/5												
Iowa State	1/8												
Kansas	1/12												
at Oklahoma State	1/14												
Texas Tech	1/19												
at West Virginia	1/21												
Alabama	1/26												
at Oklahoma	1/28												
TCU	2/2												
at Texas	2/6												
Kansas State	2/9												
Oklahoma	2/11												
at Texas Tech	2/16												
at Iowa State	2/19												
West Virginia	2/23												
Texas	2/27												
at Kansas State	3/2												
Oklahoma State	3/6												
at Kansas	3/9												

VITAL'S CAREER STATS

YEAR	GP-GS	MIN-AVG	FG-A	PCT	3FG-A	PCT	FT-A	PCT	OFF-DEF-TOT	AVG	PF-D	A	TO	B	S	TP	AVG
2016-17 (FR.)		-redshirt-															
2017-18 (RFR.)	33-18	786-23.8	87-181	.481	1-10	.100	47-93	.505	75-109-184	5.6	73-0	71	68	21	26	222	6.7
2018-19 (RSO.)																	
CAREER	33-18	786-23.8	87-181	.481	1-10	.100	47-93	.505	75-109-184	5.6	73-0	71	68	21	26	222	6.7

2017-18 SEASON STATISTICS



**Baylor Basketball
Baylor Combined Team Statistics (as of Mar 18, 2018)
All games**



RECORD:	OVERALL	HOME	AWAY	NEUTRAL
ALL GAMES	19-15	15-5	2-9	2-1
CONFERENCE	8-10	6-3	2-7	0-0
NON-CONFERENCE	11-5	9-2	0-2	2-1

#	Player	gp-gs	min	avg	Total		3-Point		F-Throw		Rebounds				pf	dq	a	to	blk	stl	pts	avg	
					fg-fga	fg%	3fg-fga	3fg%	ft-fta	ft%	off	def	tot	avg									
20	Lecomte, Manu	33-33	1124	34.1	162-403	.402	91-239	.381	121-136	.890	7	65	72	2.2	60	0	122	71	0	22	536	16.2	
00	Lual-Acuil Jr., Jo	33-33	1023	31.0	187-364	.514	6-21	.286	82-116	.707	93	192	285	8.6	93	2	26	68	64	18	462	14.0	
31	Maston, Terry	28-2	644	23.0	139-261	.533	3-15	.200	39-54	.722	64	96	160	5.7	46	0	19	42	8	10	320	11.4	
21	Omot, Nuni	34-19	805	23.7	109-223	.489	52-120	.433	65-76	.855	31	93	124	3.6	52	1	59	52	11	18	335	9.9	
22	McClure, King	34-21	814	23.9	93-237	.392	42-120	.350	49-64	.766	16	68	84	2.5	79	0	57	53	1	31	277	8.1	
25	Clark, Tristan	33-30	657	19.9	93-153	.608	2-7	.286	36-55	.655	47	101	148	4.5	80	3	25	38	29	18	224	6.8	
11	Vital, Mark	33-18	786	23.8	87-181	.481	1-10	.100	47-93	.505	75	109	184	5.6	73	0	71	68	21	26	222	6.7	
03	Lindsey, Jake	34-14	794	23.4	57-125	.456	15-44	.341	23-35	.657	13	74	87	2.6	89	3	115	41	13	37	152	4.5	
10	Jolly, Tyson	20-0	178	8.9	9-43	.209	2-19	.105	7-10	.700	9	27	36	1.8	32	0	17	14	5	4	27	1.4	
30	Davis, Jonathan	10-0	29	2.9	4-9	.444	2-6	.333	1-1	1.000	1	1	2	0.2	3	0	2	2	0	0	11	1.1	
34	Okeke, Obim	7-0	21	3.0	1-8	.125	1-7	.143	0-0	.000	1	1	2	0.3	1	0	3	3	0	1	3	0.4	
Team											43	66	109					11					2
Total.....		34	6875	941-2007		.469	217-608	.357	470-640	.734	400	893	1293	38.0	608	9	516	463	152	185	2571	75.6	
Opponents.....		34	6875	836-2016		.415	261-774	.337	436-609	.716	369	721	1090	32.1	613	-	499	400	142	197	2369	69.7	

TEAM STATISTICS	BU	OPP	Date	Opponent	Score	Att.
SCORING	2571	2369	11/10/17	CENTRAL ARKANSAS	w 107-66	7791
Points per game	75.6	69.7	11/13/17	TAMUCC	w 70-46	4454
Scoring margin	+5.9	-	11/17/17	ALCORN STATE	w 78-61	5330
FIELD GOALS-ATT	941-2007	836-2016	11/20/17	vs Wisconsin	w 70-65	10243
Field goal pct	.469	.415	11/21/17	vs Creighton	w 65-59	10160
3 POINT FG-ATT	217-608	261-774	11/28/17	at Xavier	L 63-76	10503
3-point FG pct	.357	.337	12/02/17	WICHITA STATE	L 62-69	9733
3-pt FG made per game	6.4	7.7	12/04/17	SAM HOUSTON STATE	w 84-56	5015
FREE THROWS-ATT	470-640	436-609	12/09/17	RANDALL	w 105-82	2500
Free throw pct	.734	.716	12/14/17	TEXAS SOUTHERN	w 99-68	5459
F-Throws made per game	13.8	12.8	12/17/17	SAVANNAH STATE	w 118-86	6996
REBOUNDS	1293	1090	12/20/17	SOUTHERN	w 80-60	5877
Rebounds per game	38.0	32.1	* 12/29/17	at Texas Tech	L 53-77	12827
Rebounding margin	+6.0	-	* 01/02/18	TCU	Lot 78-81	5776
ASSISTS	516	499	* 01/06/18	TEXAS	w 69-60	7119
Assists per game	15.2	14.7	* 01/09/18	at West Virginia	L 54-57	12551
TURNOVERS	463	400	* 01/13/18	at Iowa State	L 65-75	14283
Turnovers per game	13.6	11.8	* 01/15/18	OKLAHOMA STATE	w 76-60	6078
Turnover margin	-1.9	-	* 01/20/18	at Kansas	L 67-70	16300
Assist/turnover ratio	1.1	1.2	* 01/22/18	KANSAS STATE	L 83-90	4787
STEALS	185	197	01/27/18	at Florida	L 60-81	10623
Steals per game	5.4	5.8	* 01/30/18	at Oklahoma	L 96-98	10574
BLOCKS	152	142	* 02/03/18	IOWA STATE	w 81-67	6852
Blocks per game	4.5	4.2	* 02/06/18	at Oklahoma State	w 67-56	6017
ATTENDANCE	122804	157688	* 02/10/18	KANSAS	w 80-64	9323
Home games-Avg/Game	20-6140	11-10876	* 02/12/18	at Texas	Wo2 74-73	9204
Neutral site-Avg/Game	-	3-12685	* 02/17/18	TEXAS TECH	w 59-57	10627
			* 02/20/18	WEST VIRGINIA	L 60-71	7519
			* 02/24/18	at TCU	L 72-82	6451
			* 02/27/18	OKLAHOMA	w 87-64	7334
			* 03/03/18	at Kansas State	L 67-77	10299
			03/08/18	vs West Virginia	L 65-78	17653
			03/13/18	WAGNER	w 80-59	1988
			03/18/18	MISSISSIPPI STATE	L 77-78	2246

* = Conference game

TEAM GAME-BY-GAME

Opponent	Date	Score	W	Total		3-Pointers		Free throws		Rebounds					pf	a	t/o	blk	stl	pts	avg
				fg-fga	pct	3fg-fga	pct	ft-fa	pct	off	def	tot	avg								
CENTRAL ARKANSAS	11/10/17	107-66	W	39-59	.661	12-17	.706	17-20	.850	8	34	42	42.0	16	29	16	3	5	107	107.0	
TAMUCC	11/13/17	70-46	W	25-53	.472	5-19	.263	15-24	.625	12	26	38	40.0	13	13	8	6	4	70	88.5	
ALCORN STATE	11/17/17	78-61	W	27-63	.429	6-24	.250	18-24	.750	18	31	49	43.0	11	17	10	4	3	78	85.0	
vs Wisconsin	11/20/17	70-65	W	21-53	.396	6-13	.462	22-31	.710	13	26	39	42.0	21	12	9	6	5	70	81.2	
vs Creighton	11/21/17	65-59	W	24-52	.462	5-16	.313	12-14	.857	7	31	38	41.2	15	9	16	1	4	65	78.0	
at Xavier	11/28/17	63-76	L	24-56	.429	5-16	.313	10-12	.833	8	20	28	39.0	22	14	11	4	5	63	75.5	
WICHITA STATE	12/02/17	62-69	L	22-59	.373	5-21	.238	13-17	.765	13	23	36	38.6	17	8	11	4	6	62	73.6	
SAM HOUSTON STATE	12/04/17	84-56	W	29-60	.483	10-26	.385	16-24	.667	7	30	37	38.4	12	18	8	5	9	84	74.9	
RANDALL	12/09/17	105-82	W	40-70	.571	13-31	.419	12-16	.750	12	33	45	39.1	15	31	13	7	5	105	78.2	
TEXAS SOUTHERN	12/14/17	99-68	W	41-62	.661	10-18	.556	7-13	.538	10	22	32	38.4	16	22	11	6	7	99	80.3	
SAVANNAH STATE	12/17/17	118-86	W	41-69	.594	14-33	.424	22-31	.710	15	43	58	40.2	14	32	18	7	3	118	83.7	
SOUTHERN	12/20/17	80-60	W	31-49	.633	11-22	.500	7-10	.700	6	35	41	40.2	13	20	21	10	3	80	83.4	
at Texas Tech	12/29/17	53-77	L	19-51	.373	3-12	.250	12-16	.750	8	13	21	38.8	20	3	14	4	7	53	81.1	
TCU	01/02/18	78-81	Lot	30-70	.429	1-12	.083	17-24	.708	19	26	45	39.2	20	15	14	4	6	78	80.9	
TEXAS	01/06/18	69-60	W	25-51	.490	3-12	.250	16-21	.762	7	32	39	39.2	13	11	15	10	8	69	80.1	
at West Virginia	01/09/18	54-57	L	19-53	.358	8-21	.381	8-11	.727	12	32	44	39.5	20	11	21	7	5	54	78.4	
at Iowa State	01/13/18	65-75	L	23-67	.343	4-18	.222	15-19	.789	19	27	46	39.9	18	12	12	4	3	65	77.6	
OKLAHOMA STATE	01/15/18	76-60	W	29-64	.453	10-23	.435	8-13	.615	15	21	36	39.7	17	20	8	2	4	76	77.6	
at Kansas	01/20/18	67-70	L	24-60	.400	4-20	.200	15-21	.714	12	27	39	39.6	26	11	11	3	5	67	77.0	
KANSAS STATE	01/22/18	83-90	L	28-60	.467	6-18	.333	21-24	.875	14	22	36	39.5	25	16	15	4	1	83	77.3	
at Florida	01/27/18	60-81	L	24-60	.400	3-15	.200	9-12	.750	11	27	38	39.4	19	13	15	1	7	60	76.5	
at Oklahoma	01/30/18	96-98	L	35-74	.473	15-29	.517	11-16	.688	10	24	34	39.1	23	14	8	6	6	96	77.4	
IOWA STATE	02/03/18	81-67	W	30-60	.500	2-14	.143	19-25	.760	14	29	43	39.3	20	8	16	5	8	81	77.5	
at Oklahoma State	02/06/18	67-56	W	26-48	.542	6-14	.429	9-9	1.000	7	26	33	39.0	17	13	19	1	4	67	77.1	
KANSAS	02/10/18	80-64	W	30-53	.566	8-15	.533	10-15	.667	9	24	33	38.8	11	15	14	4	6	80	77.2	
at Texas	02/12/18	74-73	Wot	31-68	.456	4-15	.267	8-11	.727	15	31	46	39.1	18	14	13	1	3	74	77.1	
TEXAS TECH	02/17/18	59-57	W	18-54	.333	3-13	.231	20-29	.690	14	20	34	38.9	19	12	12	6	7	59	76.4	
WEST VIRGINIA	02/20/18	60-71	L	19-58	.328	3-9	.333	19-28	.679	17	22	39	38.9	20	5	14	3	6	60	75.8	
at TCU	02/24/18	72-82	L	27-64	.422	2-8	.250	16-18	.889	16	13	29	38.6	22	14	8	3	8	72	75.7	
OKLAHOMA	02/27/18	87-64	W	36-70	.514	4-14	.286	11-13	.846	13	31	44	38.7	20	19	15	3	10	87	76.1	
at Kansas State	03/03/18	67-77	L	22-49	.449	7-18	.389	16-21	.762	10	19	29	38.4	21	13	14	0	6	67	75.8	
vs West Virginia	03/08/18	65-78	L	21-50	.420	6-20	.300	17-23	.739	7	24	31	38.2	26	11	22	7	8	65	75.4	
WAGNER	03/13/18	80-59	W	30-57	.526	10-20	.500	10-18	.556	8	29	37	38.2	13	21	19	6	6	80	75.6	
MISSISSIPPI STATE	03/18/18	77-78	L	31-61	.508	3-12	.250	12-17	.706	14	20	34	38.0	15	20	12	5	2	77	75.6	
Baylor		2571		941-2007	.469	217-608	.357	470-640	.734	400	893	1293	38.0	608	516	463	152	185	2571	75.6	
Opponents		2369		836-2016	.415	261-774	.337	436-609	.716	369	721	1090	32.1	613	499	400	142	197	2369	69.7	

Games played: 34
 Points/game: 75.6
 FG Pct: 46.9
 3FG Pct: 35.7
 FT Pct: 73.4

Rebounds/game: 38.0
 Assists/game: 15.2
 Turnovers/game: 13.6
 Assist/turnover ratio: 1.1
 Steals/game: 5.4
 Blocks/game: 4.5

OPONENT GAME-BY-GAME

Opponent	Date	Score	W	Total		3-Pointers		Free throws		Rebounds				pf	a	t/o	blk	stl	pts	avg
				fg-fga	pct	3fg-fga	pct	ft-fta	pct	off	def	tot	avg							
CENTRAL ARKANSAS	11/10/17	107-66	W	25-63	.397	6-20	.300	10-15	.667	7	14	21	21.0	19	15	12	4	4	66	66.0
TAMUCC	11/13/17	70-46	W	21-58	.362	3-18	.167	1-4	.250	10	18	28	24.5	19	9	10	2	1	46	56.0
ALCORN STATE	11/17/17	78-61	W	25-60	.417	9-27	.333	2-4	.500	5	22	27	25.3	19	16	12	2	4	61	57.7
vs Wisconsin	11/20/17	70-65	W	23-58	.397	7-21	.333	12-18	.667	12	20	32	27.0	20	13	8	4	2	65	59.5
vs Creighton	11/21/17	65-59	W	22-64	.344	5-30	.167	10-13	.769	12	22	34	28.4	15	15	9	3	7	59	59.4
at Xavier	11/28/17	63-76	L	25-56	.446	8-24	.333	18-23	.783	14	24	38	30.0	15	17	12	2	4	76	62.2
WICHITA STATE	12/02/17	62-69	L	24-53	.453	10-16	.625	11-17	.647	11	27	38	31.1	16	15	12	3	3	69	63.1
SAM HOUSTON STATE	12/04/17	84-56	W	22-63	.349	5-26	.192	7-11	.636	11	30	41	32.4	20	13	14	4	1	56	62.2
RANDALL	12/09/17	105-82	W	30-63	.476	10-22	.455	12-19	.632	5	17	22	31.2	14	18	9	2	8	82	64.4
TEXAS SOUTHERN	12/14/17	99-68	W	24-59	.407	7-19	.368	13-17	.765	14	14	28	30.9	15	12	14	2	6	68	64.8
SAVANNAH STATE	12/17/17	118-86	W	30-79	.380	20-51	.392	6-9	.667	9	17	26	30.5	23	24	10	2	10	86	66.7
SOUTHERN	12/20/17	80-60	W	27-72	.375	2-15	.133	4-6	.667	12	14	26	30.1	13	11	6	5	10	60	66.2
at Texas Tech	12/29/17	53-77	L	26-52	.500	9-22	.409	16-21	.762	15	24	39	30.8	17	18	15	2	5	77	67.0
TCU	01/02/18	78-81	Lot	28-57	.491	8-20	.400	17-25	.680	8	26	34	31.0	21	18	11	3	9	81	68.0
TEXAS	01/06/18	69-60	W	24-70	.343	8-26	.308	4-5	.800	15	21	36	31.3	14	11	11	6	7	60	67.5
at West Virginia	01/09/18	54-57	L	19-61	.311	10-25	.400	9-14	.643	13	23	36	31.6	15	15	11	7	9	57	66.8
at Iowa State	01/13/18	65-75	L	26-63	.413	9-28	.321	14-19	.737	13	28	41	32.2	14	18	9	7	6	75	67.3
OKLAHOMA STATE	01/15/18	76-60	W	21-52	.404	5-18	.278	13-17	.765	12	19	31	32.1	22	10	14	6	2	60	66.9
at Kansas	01/20/18	67-70	L	21-52	.404	7-18	.389	21-34	.618	10	27	37	32.4	19	15	11	2	4	70	67.1
KANSAS STATE	01/22/18	83-90	L	28-49	.571	8-17	.471	26-33	.788	2	18	20	31.8	25	15	10	6	8	90	68.2
at Florida	01/27/18	60-81	L	27-52	.519	14-25	.560	13-22	.591	3	27	30	31.7	15	12	12	6	10	81	68.8
at Oklahoma	01/30/18	96-98	L	30-56	.536	12-22	.545	26-32	.813	6	29	35	31.8	17	11	13	7	4	98	70.1
IOWA STATE	02/03/18	81-67	W	23-67	.343	9-20	.450	12-17	.706	18	17	35	32.0	22	13	14	8	2	67	70.0
at Oklahoma State	02/06/18	67-56	W	22-59	.373	5-21	.238	7-15	.467	15	15	30	31.9	12	10	13	1	7	56	69.4
KANSAS	02/10/18	80-64	W	25-63	.397	6-31	.194	8-9	.889	14	17	31	31.8	16	16	12	3	3	64	69.2
at Texas	02/12/18	74-73	Wot	26-72	.361	3-19	.158	18-22	.818	15	19	34	31.9	15	8	5	6	8	73	69.3
TEXAS TECH	02/17/18	59-57	W	20-51	.392	3-14	.214	14-18	.778	13	25	38	32.1	23	14	18	7	7	57	68.9
WEST VIRGINIA	02/20/18	60-71	L	23-53	.434	7-21	.333	18-22	.818	8	27	35	32.2	26	15	13	13	6	71	69.0
at TCU	02/24/18	72-82	L	27-50	.540	7-19	.368	21-28	.750	13	21	34	32.3	15	18	12	3	1	82	69.4
OKLAHOMA	02/27/18	87-64	W	23-61	.377	6-26	.231	12-21	.571	10	19	29	32.2	14	13	17	2	5	64	69.2
at Kansas State	03/03/18	67-77	L	26-50	.520	6-20	.300	19-24	.792	7	20	27	32.0	19	19	10	2	8	77	69.5
vs West Virginia	03/08/18	65-78	L	24-55	.436	8-21	.381	22-29	.759	11	26	37	32.2	25	18	16	6	12	78	69.8
WAGNER	03/13/18	80-59	W	21-71	.296	6-30	.200	11-15	.733	20	19	39	32.4	19	10	13	1	7	59	69.4
MISSISSIPPI STATE	03/18/18	77-78	L	28-52	.538	13-22	.591	9-11	.818	6	15	21	32.1	20	24	12	3	7	78	69.7
Opponents		2369		836-2016	.415	261-774	.337	436-609	.716	369	721	1090	32.1	613	499	400	142	197	2369	69.7
Baylor		2571		941-2007	.469	217-608	.357	470-640	.734	400	893	1293	38.0	608	516	463	152	185	2571	75.6

Games played: 34

Points/game: 69.7

FG Pct: 41.5

3FG Pct: 33.7

FT Pct: 71.6

Rebounds/game: 32.1

Assists/game: 14.7

Turnovers/game: 11.8

Assist/turnover ratio: 1.2

Steals/game: 5.8

Blocks/game: 4.2

THE LAST TIME ...

THE LAST TIME A BAYLOR TEAM...

Scored 110 Points.....	118 vs. Savannah State (12/17/17)
Scored 100 Points.....	118 vs. Savannah State (12/17/17)
Scored 90 Points.....	96 at Oklahoma (1/30/18)
Scored Fewer than 50 Points.....	44 at Kansas (1/14/13)
Won by 40 Points.....	41 vs. Central Arkansas (11/10/17)
Won by 30 Points.....	32 vs. Savannah State (12/17/17)
Shot 65 pct from floor.....	66.1 (41-62) vs. Texas Southern (12/14/17)
Shot 60 pct from floor.....	63.3 (31-49) vs. Southern (12/20/17)
Shot less than 30 pct from floor.....	29.8 (17-57) at TCU (1/10/15)
Shot 60 pct from 3FG.....	70.6 (12-17) vs. Central Arkansas (11/10/17)
Shot less than 15 pct from 3FG.....	143 (2-14) vs. Iowa State (2/3/18)
Shot less than 10 pct from 3FG.....	.083 (1-12) vs. TCU (1/2/18)
Made 15 3-point field goals.....	16 at TCU (2/12/14)
Failed to make a 3FG.....	0-8 at Texas Tech (2/21/90)
Shot 95 pct from FT line.....	100.0 (9-9) at Oklahoma State (2/6/18)
Shot 90 pct from FT line.....	100.0 (9-9) at Oklahoma State (2/6/18)
Shot less than 50 pct from FT line.....	41.2 (7-17) vs. Kansas State (2/21/15)
Had 60 Rebounds.....	60 vs. Houston-Tillotson (1/21/15)
Had 55 Rebounds.....	58 vs. Savannah State (12/17/17)
Had 50 Rebounds.....	58 vs. Savannah State (12/17/17)
Had 20 Offensive Rebounds.....	20 at Iowa State (2/25/17)
Had 40 Defensive Rebounds.....	43 vs. Savannah State (12/17/17)
Had 35 Assists.....	40 vs. Hardin-Simmons (12/16/15)
Had 30 Assists.....	32 vs. Savannah State (12/17/17)
Had 25 Assists.....	32 vs. Savannah State (12/17/17)
Had 25 Turnovers.....	29 at West Virginia (1/10/17)
Had 20 Turnovers.....	22 vs. West Virginia (3/9/18)
Had fewer than 5 Turnovers.....	4 at West Virginia (2/22/14)
Had 15 Steals.....	16 vs. Savannah State (11/23/15)
Had 12 Steals.....	12 vs. Texas Tech (2/13/16)
Had 10 Blocked Shots.....	10 vs. Texas (1/6/18)
Had no Blocked Shots.....	at Kansas State (3/3/18)
Had two 20-point scorers.....	Jo Lual-Acuil Jr. (28), Terry Maston (20) vs. TCU (1/2/18)
Had two 25-point scorers.....	Jo Lual-Acuil Jr. (31), Manu Lecomte (25) vs. Savannah State (12/17/17)
Had seven double-figure scorers.....	vs. Long Beach State (3/20/13)
Had six double-figure scorers.....	vs. Kansas State (1/22/18)
Had five double-figure scorers.....	vs. Wagner (3/13/18)
Had all five starters score in double figures.....	vs. Randall (12/9/17)
Had all five starters score 15+ points.....	vs. Central Arkansas (11/10/17)
Had no players score in double figures.....	vs. Texas A&M (3/5/08)
Had no starters score in double figures.....	at Kansas State (3/3/18)
Had four players score 15+ points.....	vs. Randall (12/9/17)
Had five players score 15+ points.....	vs. Central Arkansas (11/10/17)
Had four players score 18+ points.....	vs. Savannah State (12/17/17)
Had four players with 5+ assists.....	vs. Savannah State (12/17/17)
Had two double-figure rebounders.....	Tristan Clark (15), Terry Maston (10) at Iowa State (1/13/18)
Scored 50-plus points in first half.....	61 vs. Savannah State (12/17/17)
Scored 50-plus points in second half.....	50 vs. Kansas (2/10/18)
Scored 50-plus points in both halves.....	vs. Savannah State (12/17/17)
Scored 60-plus points in first half.....	61 vs. Savannah State (12/17/17)
Scored 60-plus points in second half.....	60 at Iowa State (1/9/18)
Scored 20 points or fewer in 1st half.....	18 vs. West Virginia (2/20/18)
Scored 20 points or fewer in 2nd half.....	20 at Texas Tech (2/17/15)
Overcame a 20-point deficit to win.....	vs. Louisville, trailed 32-10, won 66-63 (11/25/16)
Overcame a 20-point deficit.....	vs. Mississippi State, trailed 40-20 (3/18/18)
Overcame a 15-point halftime deficit to win.....	vs. Louisville, trailed 39-24, won 66-63 (11/25/16)
Failed to make a 3FG.....	vs. Texas Tech, 0-8 (2/20/90)
Won an OT game.....	100-91 vs. Iowa State (2/16/16)
Lost an OT game.....	78-81 vs. TCU (1/2/18)
Won a 2OT game.....	74-73 at Texas (2/12/18)
Lost a 2OT game.....	84-91 to Colorado (3/13/08)
Won a 3OT game.....	Never
Lost a 3OT game.....	93-97 at SMU (1/9/88)
Won a 4OT game.....	96-95 vs. North Texas (12/17/88)
Lost a 4OT game.....	Never
Won a 5OT game.....	116-110 at Texas A&M (1/23/08)
Lost a 5OT game.....	Never

THE LAST TIME A BAYLOR PLAYER...

Recorded a Triple-Double (Pts/Reb/Ast).....	Kenny Chery (20/10/12) vs. Kansas State (2/15/14)
Recorded a Triple-Double (Pts/Reb/Blk).....	Ekpe Udoh (18/17/10) vs. Morgan State (1/6/10)
Recorded a Double-Double Off the Bench.....	Terry Maston (12p/10r) vs. TAMU-CC (11/13/17)
Scored 30 Points.....	Nuni Omot (30) at Kansas State (3/3/18)
Scored 30 Points in a Big 12 Game.....	Nuni Omot (30) at Kansas State (3/3/18)
Scored 20 Points in a 1st Half.....	Johnathan Motley (20) vs. Michigan State (11/24/16)
Scored 25 Points in a 2nd Half.....	Manu Lecomte (25) vs. Oklahoma State (1/15/18)
Scored 20 Points in a 2nd Half.....	Manu Lecomte (22) vs. West Virginia (3/9/18)
Scored 30 Points off the Bench.....	Nuni Omot (30) at Kansas State (3/3/18)
Scored 25 Points off the Bench.....	Terry Maston (26) vs. Mississippi State (3/18/18)
Scored 20 Points off the Bench.....	Terry Maston (26) vs. Mississippi State (3/18/18)
Made 5 3-pointers in a Half.....	Nuni Omot (5-7, 2nd half) at Kansas State (3/3/18)
Had 20 Rebounds.....	Jo Lual-Acuil Jr. (20) vs. Savannah State (12/17/17)
Had 15 Rebounds.....	Jo Lual-Acuil Jr. (20) vs. Savannah State (12/17/17)
Had 12 Rebounds in a Half.....	Johnathan Motley (14 in 2nd half) vs. Texas (1/17/17)
Had 10 Rebounds in a Half.....	Tristan Clark (10 in 1st half) at Iowa State (1/13/18)
Had 10 Assists.....	Tyson Jolly (10) vs. Randall (12/9/17)
Had 10+ Assists and 0 Turnovers.....	Jake Lindsey (11 AST/0 TO) vs. Kansas State (3/9/17)
Had 5 Blocked Shots.....	Jo Lual-Acuil Jr. (5) at West Virginia (1/9/18)
Had 6 Blocked Shots.....	Jo Lual-Acuil Jr. (7) vs. Oklahoma (2/21/17)
Had 7 Blocked Shots.....	Jo Lual-Acuil Jr. (7) vs. Oklahoma (2/21/17)
Had 5 Steals.....	Ishmail Wainright (5) vs. Southern (12/14/16)
Had 6 Steals.....	Lester Medford (7) vs. Savannah State (11/23/15)
Played 45+ Minutes.....	Jo Lual-Acuil Jr. (48) & Manu Lecomte (46) at Texas (2/12/18)
Made a Game-Winning Shot.....	Terry Maston (2FG) vs. Texas Tech, 59-57 (2/17/18)
Made a Game-Winning Shot in Final 10 Seconds.....	Jo Lual-Acuil Jr. (Dunk) at Texas, 74-73 2ot (2/12/18)
Made a Game-Winning Shot at Buzzer.....	Lester Medford (3FG) at Texas Tech, 63-60 (1/16/16)

THE LAST TIME A BAYLOR OPPONENT...

Scored 100 Points.....	102 at Kansas (1/2/16)
Scored 90 Points.....	90 vs. Kansas State (1/22/18)
Scored Fewer than 50 Points.....	46 vs. Texas A&M-Corpus Christi (11/13/17)
Scored Fewer than 40 Points.....	39 vs. McNeese State (11/14/14)
Won by 30 Points.....	40 at Oklahoma (1/20/07)
Shot 65 pct from floor.....	66.1 (39-59) at Oklahoma (2/26/05)
Shot 60 pct from floor.....	62.0 (31-50) at Oklahoma (1/23/16)
Shot less than 25 pct from floor.....	23.4 (11-47) vs. Prairie View A&M (12/2/15)
Shot 55 pct from 3FG.....	59.1 (13-22) vs. Mississippi State (3/18/18)
Shot less than 15 pct from 3FG.....	133 (2-15) vs. Southern (12/20/17)
Made 15 3-point field goals.....	20 vs. Savannah State (12/17/17)
Shot 95 pct from FT line.....	95.7 (22-23) at Ole Miss (1/28/17)
Shot less than 50 pct from FT line.....	46.7 (7-15) at Oklahoma State (2/6/18)
Had 50 Rebounds.....	62 vs. Wake Forest (Anahaim) (11/30/08)
Had fewer than 20 Rebounds.....	17 at Iowa State (2/25/17)
Had 20 Offensive Rebounds.....	20 vs. Wagner (3/13/18)
Had 25 Assists.....	29 vs. Oklahoma (1/23/16)
Had 20 Turnovers.....	22 vs. Kansas State (1/20/16)
Had fewer than 5 Turnovers.....	4 at West Virginia (2/22/14)
Had 13 Steals.....	15 at West Virginia (1/10/17)
Had 12 Steals.....	12 vs. West Virginia (3/9/17)
Had 10 Blocked Shots.....	13 vs. West Virginia (2/20/18)
Had no Blocked Shots.....	at Oklahoma State (2/8/17)
Had two 20-point scorers.....	Barry Brown (34), Dean Wade (24) vs. Kansas State (1/22/18)
Had three 20-point scorers.....	Abdel Nader (26), Georges Niang (24), Monte Morris (20) vs. Iowa State (2/16/16)
Had five double-figure scorers.....	vs. West Virginia (2/20/18)
Had four 15+ point scorers.....	at Texas (2/12/18)
Had two double-figure rebounders.....	Kenrich Williams (12), Vlad Brodziansky (10) at TCU (1/21/17)
Scored 50-plus points in 1st half.....	51 at Texas A&M (12/19/15)
Scored 50-plus points in 2nd half.....	52 at Texas Tech (2/13/17)
Scored 20 points or fewer in 1st half.....	19 vs. Oklahoma (2/27/18)
Scored 20 points or fewer in 2nd half.....	20 vs. Texas (1/6/18)
Failed to make a 3FG.....	vs. Oklahoma, 0-12 (2/25/12)

THE LAST TIME A BAYLOR OPPOSING PLAYER

Scored 30 Points.....	Barry Brown (34) vs. Kansas State (1/22/18)
Had 20 Rebounds.....	Jamahl Moseley (20) vs. Colorado (Kansas City) (3/8/01)
Had 15 Rebounds.....	Mohamed Bamba (16) at Texas (2/12/18)
Had 10 Assists.....	Lamar Peters (10) vs. Mississippi State (3/18/18)
Had 6 Turnovers.....	Trae Young (8) vs. Oklahoma (2/27/18)
Had 6 Blocked Shots.....	Sagaba Konate (9) vs. West Virginia (2/20/18)
Had 5 Steals.....	Jevon Carter (6) vs. West Virginia (3/9/18)
Had 6 Steals.....	Jevon Carter (6) vs. West Virginia (3/9/18)

2017-18 INDIVIDUAL SUPERLATIVES

CATEGORY	BAYLOR	OPPONENT
Points Scored	31, Jo Lual-Acuil Jr. vs. Savannah State (12/17)	34, Barry Brown, Kansas State (1/22)
Field Goals Made	12, Nuni Omot vs. Randall (12/9) 12, Jo Lual-Acuil Jr. vs. TCU (1/2) 12, Terry Maston at Texas (2/12)	11, Ethan Happ, Wisconsin (11/20)
FGs Attempted	20, Jo Lual-Acuil Jr. vs. TCU (1/2)	21, Chris Galbreath Jr., Sam Houston State (12/4)
Highest FG % (min 5 made)	.875 (7-8), Tristan Clark vs. Randall (12/9)	.833 (5-6), Egor Koulechov, at Florida (1/27)
3-Point FGs Made	7, Manu Lecomte vs. Savannah State (12/17) 7, Manu Lecomte vs. Oklahoma State (1/15)	6, Austin Dasent, Savannah State (12/17) 6, Dexter McClanahan, Savannah State (12/17)
3-Point FGs Attempted	13, Manu Lecomte vs. Savannah State (12/17)	12, Austin Dasent, Savannah State (12/17) 12, Dexter McClanahan, Savannah State (12/17)
3-Point FG % (min 5 att)	1.000 (6-6), Nuni Omot at Oklahoma (1/30)	.833 (5-6), Daxter Miles Jr., vs. West Virginia (3/9)
Free Throws Made	13, Manu Lecomte vs. Wisconsin (11/20)	9, Lindell Wigginton, at Iowa State (1/13)
Free Throws Attempted	16, Jo Lual-Acuil Jr. vs. Savannah State (12/17)	12, Kenrich Williams, TCU (1/2) 12, Lindell Wigginton, at Iowa State (1/13) 12, Barry Brown, Kansas State (1/22)
Free Throw % (min 10 att)	1.000 (10-10), Manu Lecomte vs. TAMU-CC (11/13)	1.000 (12-12), Barry Brown, Kansas State (1/22)
Offensive Rebounds	7, Jo Lual-Acuil Jr. vs. TCU (1/2) 7, Terry Maston at Iowa State (1/13) 7, Jo Lual-Acuil Jr. vs. Iowa State (2/3)	7, Mohamed Bamba, Texas (1/6) 7, Mohamed Bamba, at Texas (2/12)
Defensive Rebounds	15, Jo Lual-Acuil Jr. vs. Savannah State (12/17)	11, Joseph Kilgore, TAMU-CC (11/13)
Total Rebounds	20, Jo Lual-Acuil Jr. vs. Savannah State (12/17)	16, Mohamed Bamba, at Texas (2/12)
Assists	10, Tyson Jolly vs. Randall (12/9)	11, Jevon Carter, vs. West Virginia (3/9)
Turnovers	7, Mark Vital vs. Kansas (2/10) 7, Nuni Omot vs. West Virginia (3/9)	8, Trae Young, vs. Oklahoma (2/27)
Blocked Shots	5, Jo Lual-Acuil Jr. vs. SU (12/20) & at WVU (1/9)	9, Sagaba Konate, vs. West Virginia (2/20)
Steals	3, Mark Vital vs. Wichita State (12/2) 3, Manu Lecomte vs. Texas Southern (12/14) 3, King McClure at Texas Tech (12/29) 3, Jo Lual-Acuil Jr. vs. Texas (1/6) 3, Jake Lindsey vs. Wager (3/13)	6, Jevon Carter, vs. West Virginia (3/9)
Minutes Played	48, Jo Lual-Acuil Jr. at Texas (2/12)	45, Mohamed Bamba, at Texas (2/12)

2017-18 TEAM SUPERLATIVES

BAYLOR HIGH	BAYLOR LOW	CATEGORY	OPPONENT HIGH	OPPONENT LOW
118 vs. Savannah State (12/17)	53 at Texas Tech (12/29)	Points Scored	90 vs. Kansas State (1/22)	46 vs. TAMU-CC (11/13)
61 vs. Savannah State (12/17)	18 vs. West Virginia (2/20)	Points, 1st Half	47 vs. Mississippi State (3/18)	19 vs. Oklahoma (2/27)
57 vs. Savannah State (12/17)	24 vs. Texas Tech (2/18)	Points, 2nd Half	49, three times	20 vs. Texas (1/6)
14 vs. TCU (1/2)	8 at Texas, 1st OT (2/12)	Points/Overtime	17 vs. TCU (1/2)	8 at Texas, 1st OT (2/12)
41 vs. TSU (12/14) & vs. SSU (12/17)	18 vs. Texas Tech (2/17)	Field Goals Made	30 vs. Randall (12/9) & vs. SSU (12/17)	19 at West Virginia (1/9)
70, three times	48 at Oklahoma State (2/6)	Field Goal Attempts	79 vs. Savannah State (12/17)	49 vs. Kansas State (1/22)
.661 (41-61) vs. Texas So. (12/14)	.328 (19-58) vs. West Virginia (2/20)	FG Percentage	.571 (28-49) vs. Kansas State (1/22)	.296 (21-71) vs. Wagner (3/13)
14 vs. Savannah State (12/17)	1 vs. TCU (1/2)	3-Point FGs Made	20 vs. Savannah State (12/17)	2 vs. Southern (12/20)
33 vs. Savannah State (12/17)	8 vs. TCU (2/24)	3-Point FG Attempts	51 vs. Savannah State (12/17)	14 vs. Texas Tech (2/18)
.706 (12-17) vs. UCA (11/10)	.083 (1-12) vs. TCU (1/2)	3-Point FG Percentage	.625 (10-16) vs. Wichita State (12/2)	.133 (2-15) vs. Southern (12/20)
22 vs. Wisc. (11/20) & vs. SSU (12/17)	7 vs. TSU (12/14) & vs. SU (12/20)	Free Throws Made	26 vs. Kansas State (1/22)	1 vs. TAMU-CC (11/13)
31 vs. Wisc. (11/20) & vs. SSU (12/17)	9 at Oklahoma State (2/6)	Free Throw Attempts	34 at Kansas (1/20)	4 vs. TAMU-CC (11/13) & vs. ASU (11/17)
1.000 (9-9) at Oklahoma State (2/6)	.538 (7-13) vs. Texas Southern (12/14)	Free Throw Percentage	.889 (8-9) vs. Kansas (2/10)	.250 (1-4) vs. TAMU-CC (11/13)
19 vs. TCU (1/2) & at ISU (1/13)	6 vs. Southern (12/20)	Offensive Rebounds	20 vs. Wagner (3/13)	2 vs. Kansas State (1/22)
43 vs. Savannah State (12/17)	13 at Texas Tech (12/29) & at TCU (2/24)	Defensive Rebounds	30 vs. Sam Houston State (12/4)	14, three times
58 vs. Savannah State (12/17)	21 at Texas Tech (12/29)	Total Rebounds	41 vs. SHSU (12/4) & at ISU (1/13)	20 vs. Kansas State (1/22)
32 vs. Savannah State (12/17)	3 at Texas Tech (12/29)	Assists	24 vs. SSU (12/17) & vs. MSU (3/18)	8 at Texas (2/12)
22 vs. West Virginia (3/9)	8, four times	Turnovers	18 vs. Texas Tech (2/18)	5 at Texas (2/12)
10 vs. SU (12/20) & vs. Texas (1/6)	0 at Kansas State (3/3)	Blocked Shots	13 vs. West Virginia (2/20)	1 at OSU (2/6) & vs. Wagner (3/13)
10 vs. Oklahoma (2/27)	1 vs. Kansas State (1/22)	Steals	12 vs. West Virginia (3/9)	1, three times
26 at KU (1/20) & vs. WVU (3/9)	11 vs. Alcorn State (11/17) & vs. Kansas (2/10)	Fouls	26 vs. West Virginia (2/20)	12 at Oklahoma State (2/6)



2017-18

19-15

BIG 12

8-10

AP

NR

COACHES


NR

RPI

BAYLOR vs. TEXAS SOUTHERN | GAME 1
Nov. 6, 2018 (Waco, Texas / Ferrell Center)

Baylor Broadcast Notes

0
1
2
3
4
10
11
12
13
15
24
25
33



Flo Thamba

F • 6-10 • 245 • Fr. • Kinshasa, Congo

	MIN	PTS	REB	BLK	FG%	3FG%	FT%
SEA	-	-	-	-	-	-	-
B12	-	-	-	-	-	-	-
CAR	-	-	-	-	-	-	-

- Freshman big man with 7-foot-5 wingspan, originally from Democratic Republic of the Congo
- Grew up in South Africa, emigrated to United States in 2014
- Late addition to 2018 signing class, ranked No. 243 overall by 247Sports
- Averaged 14.0 points, 10.0 rebounds and 1.5 blocks as senior at Mountain Mission School in Grundy, Va.



Darius Allen

G • 6-4 • 205 • Jr. • Melbourne, Fla.

	MIN	PTS	REB	AST	FG%	3FG%	FT%
SEA	-	-	-	-	-	-	-
B12	-	-	-	-	-	-	-
CAR	-	-	-	-	-	-	-

- JuCo transfer guard, played previous two seasons at Palm Beach State in Palm Beach Gardens, Fla.
- Scored in double-figures in 34 in 59 career JuCo games played, including seven games of 20+ points
- Averaged 14.5 points, 4.5 rebounds and 2.0 steals per game as sophomore in 2017-18
- Recorded 4 double-doubles at Palm Beach State, averaging 25.5 points and 10.3 rebounds in those 4 games
- Dunked so hard in a game at Florida Air Academy that lights went out in gym at City of Palms Classic




Devonte Bando

G • 6-3 • 195 • Jr. • Brampton, Ontario

	MIN	PTS	REB	AST	FG%	3FG%	FT%
SEA	-	-	-	-	-	-	-
B12	-	-	-	-	-	-	-
CAR	-	-	-	-	-	-	-

- Canadian JuCo transfer guard, played previous two seasons at Hutchinson (Kan.) Community College
- Scored 1,072 points over 72 games during JuCo career, averaging 14.9 points in 27.1 minutes per game
- Scored in double-figures in 60 of 72 games, including 11 games with 20+ points
- Finished JuCo career with streak of 21 straight double-figure games, averaging 19.0 ppg during streak
- Started 35 games as sophomore at Hutch, averaging 16.6 points, 5.8 rebounds and 2.9 assists




King McClure

G • 6-3 • 215 • Sr. • Dallas, Texas

	MIN	PTS	REB	AST	FG%	3FG%	FT%
SEA	-	-	-	-	-	-	-
B12	-	-	-	-	-	-	-
CAR	17.2	5.9	1.6	1.1	.419	.361	.740

- Strong, physical senior guard, has played as shooting guard in 100 career games at Baylor (34 starts)
- Switched from No. 22 to No. 3 prior to senior season to honor teammate Jake Lindsey
- Scored in double-figures 13 times last season, doubling career total to 26 games over first 3 seasons
- Told basketball career was over due to Hypertrophic Cardiomyopathy (HCM) diagnosis in June 2015; had Implantable Cardioverter Defibrillator (ICD) surgically implanted as precaution, cleared in Oct. 2015.



Mario Kegler

G/F • 6-7 • 230 • RSo. • Jackson, Miss.

	MIN	PTS	REB	AST	FG%	3FG%	FT%
SEA	-	-	-	-	-	-	-
B12	-	-	-	-	-	-	-
CAR	28.2	9.7	5.5	1.2	.421	.345	.659

*Kegler's career stats include one season at Mississippi State

- Long, athletic wing, sat out 2017-18 season after transferring following freshman year Mississippi State
- Started 31 games as true freshman at Mississippi State in 2016-17, averaging 9.7 ppg and 5.5 rpg
- Started all 18 games in SEC play, averaging 10.8 ppg, 5.6 rpg and 1.6 apg in 29.2 minutes
- Scored in double-figures in 16 of 32 games at MSU, career-highs of 17 points and 9 boards at Tennessee
- Sank multiple 3FGs in 13 games, including 5-game stretch with combined 13-of-22 from downtown




Makai Mason

G • 6-1 • 185 • R Sr. • Greenfield, Mass.

	MIN	PTS	REB	AST	FG%	3FG%	FT%
SEA	-	-	-	-	-	-	-
B12	-	-	-	-	-	-	-
CAR	25.7	11.0	2.5	2.7	.433	.361	.770

*Mason's career stats include three seasons at Yale

- First graduate transfer in program history, joined Bears after graduating from Yale in May 2018
- Played 61 games over first two seasons at Yale, limited to just 1 game over final two seasons by injuries
- Three-time Ivy League Player of the Week and 2016 first-team All-Ivy selection
- Started all 30 games and averaged 16.0 points and 3.8 assists in 32.7 minutes per game in 2015-16
- Scored career-high 31 points in 2016 NCAA Tournament first round win over Baylor



Mark Vital

G/F • 6-5 • 230 • RSo. • Lake Charles, La.

	MIN	PTS	REB	AST	FG%	3FG%	FT%
SEA	-	-	-	-	-	-	-
B12	-	-	-	-	-	-	-
CAR	23.8	6.7	5.6	2.2	.481	.100	.505

- High-flying redshirt sophomore guard/forward from Lake Charles, La., sat out 2016-17 season
- Played 33 games as redshirt freshman, came off bench in first 11 games, then started 18 of final 22
- Saw at least 20 minutes of action in 26 of 33 games, including 14 consecutive games to end season
- Ranked 14th in Big 12 Conference and 3rd among freshmen with 5.6 rebounds per game
- Nicknamed "Baby Rico" after former Baylor All-American forward and fellow Louisianan Rico Gathers




Jared Butler

G • 6-3 • 185 • Fr. • Reserve, La.

	MIN	PTS	REB	AST	FG%	3FG%	FT%
SEA	-	-	-	-	-	-	-
B12	-	-	-	-	-	-	-
CAR	-	-	-	-	-	-	-

- Consensus top-100 national recruit, ranked as high as No. 75 nationally in 2018 recruiting class
- Originally enrolled at Alabama in summer 2018, but transferred to Baylor in August
- 2-time All-State selection at Riverside, helped team win 3 state titles, including first as 8th grader in 2014
- First-team All-State after averaging 27.4 points, 8.8 rebounds, 8.4 assists and 3.0 steals in 2017-18
- From same hometown as former Baylor stars Tweety Carter and Rico Gathers



Jackson Moffatt

G/F • 6-6 • 210 • Fr. • Magnolia, Texas

	MIN	PTS	REB	AST	FG%	3FG%	FT%
SEA	-	-	-	-	-	-	-
B12	-	-	-	-	-	-	-
CAR	-	-	-	-	-	-	-

- Freshman walk-on wing from Magnolia High School
- Scored 2,066 points during prep career, becoming Magnolia's all-time leading scorer
- Named 2018 District 20-5A Offensive MVP after averaging 25.5 points and 8.0 rebounds
- 3-time first-team All-District 20-5A honoree and 2-time TABC All-Region selection
- Holds MHS record for single-game scoring with 45-point game




Obim Okeke (OH-bihm OH-kay-kay)

G • 6-0 • 225 • Jr. • Las Vegas, Nev.

	MIN	PTS	REB	AST	FG%	3FG%	FT%
SEA	-	-	-	-	-	-	-
B12	-	-	-	-	-	-	-
CAR	3.0	0.4	0.3	0.4	.125	.143	-

- Junior walk-on guard, played 3 seasons on BU football team, switched to MBB after 2017 FB season
- Saw action in 7 games during 2017-18 basketball season, posting 3 points and 3 assists in 21 minutes
- Played in 5 football games over 2016-17 seasons as running back and kick returner
- Won 5 state titles at Bishop Gorman HS, 3 in basketball and 2 in football



Matthew Mayer

G/F • 6-9 • 200 • Fr. • Austin, Texas

	MIN	PTS	REB	AST	FG%	3FG%	FT%
SEA	-	-	-	-	-	-	-
B12	-	-	-	-	-	-	-
CAR	-	-	-	-	-	-	-

- Freshman wing with length and ability to create his own shot off the dribble
- 4-star recruit from Austin's Westlake High School, ranked among top-100 recruits nationally in 2018 class
- Helped Westlake to 36-4 record in 2017-18, playing with Xavier's Keonte Kennedy and Texas' Brock Cunningham
- Scored 15 points during a 12-minute scrimmage period at Vanderbilt in October
- Committed to Baylor in June 2017, more than a year prior to enrolling at BU




Tristan Clark

F • 6-9 • 240 • So. • San Antonio, Texas

	MIN	PTS	REB	BLK	FG%	3FG%	FT%
SEA	-	-	-	-	-	-	-
B12	-	-	-	-	-	-	-
CAR	19.9	6.8	4.5	0.9	.608	.286	.655

- Strong, skilled sophomore power forward; consensus four-star recruit out of San Antonio's Wagner HS
- 30 starts last season were 3rd-most by a true freshman in program history
- Led team with .608 field goal percentage, 2nd-best by a freshman in program history (Quincy Acy .655)
- Posted career-highs of 16 points, 15 rebounds and 3 blocks in 28 minutes at Iowa State (1/13/18)
- Scored in double-figures 10 times during freshman season, including pair of double-doubles



Freddie Gillespie

F • 6-8 • 240 • R Jr. • St. Paul, Minn.

	MIN	PTS	REB	AST	FG%	3FG%	FT%
SEA	-	-	-	-	-	-	-
B12	-	-	-	-	-	-	-
CAR	-	-	-	-	-	-	-

- Former walk-on forward, sat out 2017-18 after transferring from D3 Carleton College in Northfield, Minn.
- Awarded scholarship prior to 2018-19 season
- Played only 16 minutes during 2015-16 freshman season at Carleton, totaling 4 pts, 7 rbs and 2 blocks
- Developed into 2nd-team All-MIAC and All-MIAC Defensive Team selection as sophomore in 2016-17
- Averaged 10.0 points, 8.3 rebounds and 23.6 blocks in 22.8 minutes per game during sophomore season

Head Coach: Scott Drew Associate Head Coach: Jerome Tang Assistant Coaches: Alvin Brooks III, John Jakus
 Director of Video Operations: Ty Beard Associate Director of Operations & Recruiting: Aditya Malhotra Athletic Trainer: David Chandler
 Special Assistant & Director of Player Personnel: Jared Nuness Director of Basketball Operations: Bill Peterson Strength Coach: Charlie Melton