

BAYLOR

BAYLOR ATHLETICS COMMUNICATIONS: 1500 S. University Parks Drive | WACO, TX 76706 | BAYLORBears.COM | @BUFOOTBALL

2017 FOOTBALL GAME NOTES

GAME 10

NR/NR **BAYLOR** (1-8, 1-5 BIG 12) vs. NR/NR **TEXAS TECH** (4-5, 1-5 BIG 12)



Nov. 11, 2017 • 11 a.m. CT • TV: FSN / Fox Sports Southwest / FoxSportsGo • Radio: Baylor IMG Sports Network
Arlington, Texas • AT&T Stadium (80,000)

MEDIA INFORMATION

TV: FSN / Fox Sports Southwest / FoxSportsGo app
Talent: Mark Followill (pxp), Brian Baldinger (analyst), Lesley McCaslin (sideline)
Radio: Baylor IMG Sports Network / ESPN Central Texas
Talent: John Morris (pxp), J.J. Joe (analyst), Ricky Thompson (sideline)
Satellite Radio: Sirius 132/ XM 199/ Internet 953
Live Stats/In-Game Home: BaylorBears.com
Twitter: @BUFootball | #SicTTU

BAYLOR 1-8, 1-5 Big 12

Ranking NR — AP, NR — Coaches
Last Game Nov. 4, 2017
win at Kansas, 38-9
Head Coach Matt Rhule (Penn State, '97)
Career Record 29-31 (5th season)
Baylor Record 1-8 (1st season)
vs. TTU 0-0

TEXAS TECH 4-5, 1-5 Big 12

Ranking NR — AP, NR — Coaches
Last Game Nov. 4, 2017
loss vs. K-State, 42-35 (OT)
Head Coach Kliff Kingsbury (Texas Tech, '02)
Career Record 28-31 (5th season)
TTU Record 28-31 (5th season)
vs. Baylor 1-3

Baylor Coaching Staff

On the Field

Matt Rhule Head Coach
Phil Snow Defensive Coordinator
Fran Brown Assoc. HC/Cornerbacks
George DeLeone Offensive Line
Joey McGuire Tight Ends
Elijah Robinson Defensive Line

In the Press Box

Jeff Nixon Co-Offensive Coord./Running Backs
Glenn Thomas Co-Offensive Coord./Quarterbacks
Bob Bicknell Wide Receivers
Mike Siravo Linebackers

Baylor Athletics Communications

TAYLOR BRYAN Primary Contact
254-709-4411 • 254-710-3538 • Taylor_Bryan@baylor.edu

ZACH PETERS Secondary Contact
254-710-3784 • 254-749-0712 • Zach_Peters@baylor.edu

STORY LINES

- Baylor travels north to AT&T Stadium in Arlington to square off with Texas Tech in the ninth annual TFBI Shootout. The Bears have won five of the last six meetings and hold a 5-3 edge in the neutral site series.
- Quarterback **Charlie Brewer** is expected to make his second-straight start Saturday. He won the 2016 Texas Class 6A championship game at AT&T Stadium with 361 passing yards and 73 rushing yards for Lake Travis.
- Baylor has an all-time record of 48-51-5 in DFW, but has won 7 of its last 10 games played in the area.
- Six Baylor players have started all nine games in 2017: **Sam Tecklenburg, Blake Blackmar, Pat Lawrence, Denzel Mims, Ira Lewis** and **Taylor Young**.
- The Bears have won 8 of their last 11 neutral site contests and are 5-3 all-time at AT&T Stadium.
- Harrison Hand** leads all Big 12 freshmen with 8 PBUs and ranks second among first years with 40 tackles.
- The Baylor defense did not allow a touchdown at Kansas, a program first in a road Big 12 game.
- Sophomore kicker **Connor Martin** ranks second in the Big 12 with 15 made field goals and ranks second in accuracy (83.3%). He has converted 13-of-16 attempts over the last six games.
- Baylor has had 17 true freshmen appear in a game in 2017, the fourth-largest total nationally.
- Junior **Greg Roberts** is the only player in the Big 12 and one of 17 nationally to block two kicks in 2017.
- First-year running back **John Lovett** leads all Big 12 freshmen with five rushing touchdowns in 2017.
- The Bears' 26 first-time starters in 2017, including 11 true freshmen, are the second most in FBS.
- The Bears lead all of Division I with seven plays from scrimmage 70 or more yards. BU ranks fifth in FBS with six passes of 60+ and leads the country with six passes of 70+ yards.
- Among Big 12 receivers, **Denzel Mims** is third with 849 receiving yards and fifth with seven touchdowns.
- Twenty-one of Baylor's 29 touchdown-scoring drives and 22-of-48 scoring drives this season have lasted two minutes or less. BU has scored in 48 seconds or less on 11 of those drives.
- BU ranks ninth nationally in net punting with an average of 42.20 and only 33 yards allowed on 46 punts.
- After allowing nine sacks over its first three games, the Baylor offensive line has settled in with the same starting unit over the last six games and allowed only nine sacks over that stretch.
- Underclassmen have accounted for 63.2% (384 of 608) of Baylor's tackles through nine games.

2017 SCHEDULE

	Sept. 2 LIBERTY vs. BAYLOR	FS2	L, 48-45
Freshman John Lovett rushes for 89 yards and two touchdowns in first collegiate action.			
	Sept. 9 UTSA vs. BAYLOR	FSN	L, 17-10
Clay Johnston with career-high 10 tackles and Xavier Jones has 1.5 sacks in narrow loss.			
	Sept. 16 Baylor at Duke	ACC RSN	L, 34-20
Chris Platt finishes with 148 receiving yards and two touchdowns (73 and 79 yards) in road setback.			
	Sept. 23 No. 3 OKLAHOMA vs. BAYLOR	FS1	L, 49-41
Zach Smith career-best 463 yards and four touchdowns; Denzel Mims 192 yards and three touchdowns.			
	Sept. 30 Baylor at Kansas State	ESPN2	L, 33-20
Denzel Mims (127 yards, TD) and Pooh Stricklin (102 yards) both record 100+ yards receiving.			
	Oct. 14 Baylor at No. 14 Oklahoma State	FS1	L, 59-16
Terence Williams rushes for 95 yards and Bears finish with 219 yards on ground in loss.			
	Oct. 21 No. 23 WVU vs. BAYLOR (Homecoming)	FS2	L, 38-36
Freshman QB Charlie Brewer comes off bench to lead BU to 23 fourth-quarter points and near comeback.			
	Oct. 28 TEXAS vs. BAYLOR	ESPNU	L, 38-7
Grayland Arnold records his first career interception and Verkedric Vaughns has first career sack in loss.			
	Nov. 4 Baylor at Kansas	FSN	W, 38-9
Matt Rhule gets first BU victory; Charlie Brewer throws for 315 yards and 3 touchdowns in first career start			
	Nov. 11 Texas Tech vs. Baylor (TFBI Shootout)	FSN	11 a.m. CT
Arlington, Texas / AT&T Stadium (80,000) / Series tied 37-37-1			
	Nov. 18 IOWA STATE vs. BAYLOR	TBA	TBA
Waco, Texas / McLane Stadium (45,140) / Baylor leads 9-6			
	Nov. 24 Baylor at TCU	FS1	11 a.m. CT
Ft. Worth, Texas / Amon G. Carter Stadium (45,000) / TCU leads 53-52-7			



MATT RHULE

HEAD COACH, FIRST SEASON

THE RHULE FILE

PERSONAL

Born: January 31, 1975

Family: wife Julie; son Bryant; daughters Vivienne and Leona

EDUCATION

Penn State (1997, B.A. in Political Science)

Buffalo (2003, M.A. in Educational Psychology)

PLAYING EXPERIENCE

Penn State, 1994-97 (linebacker, Academic All-Big Ten ('97))

COACHING EXPERIENCE

1998	Albright College, linebackers
1999	Buffalo, assistant defensive line
2000	Buffalo, defensive line
2001	UCLA, assistant defensive line
2002	Western Carolina, linebackers / special teams
2003-04	Western Carolina, asst. HC / LB / special teams
2005	Western Carolina, asst. HC / OL / ST / RGC
2006	Temple, defensive line
2007	Temple, quarterbacks / recruiting coord.
2008-10	Temple, offensive coord. / quarterbacks
2011	Temple, asst. OC / TE / recruiting coord.
2012	New York Giants, assistant offensive line
2013-16	Temple, head coach
2017-current	Baylor, head coach

THE RHULE WORKSHEET

YEAR	SCHOOL	OVERALL RECORD	CONFERENCE RECORD, FINISH
2013	Temple	2-10	1-7, t-9th (AAC)
2014	Temple	6-6	4-4, 6th (AAC)
2015	Temple	10-4	7-1, 1st (AAC East)
2016	Temple	10-3	7-1, 1st (AAC East)
2017	Baylor	1-8	1-5
TOTALS	5 seasons	29-31	20-18
	BU 1 season	1-8	1-5
	TU 4 seasons	28-23	19-13

MORE STORY LINES

- With **Kyle Fuller's** selection by Houston in 2017, Baylor has had at least one NFL draft pick for nine straight years. The Bears have had 25 players selected since 2011, including eight offensive linemen in the last nine years.
- The Bears capped the 2016 season with a Cactus Bowl win in their program-record seventh straight bowl appearance. BU had a program record 7+ wins in a season for the 7th straight year in 2016.
- Baylor has had seven consecutive seasons with a 1,000 yard rusher including junior **Terence Williams** (1,048 yds) who is back for 2017 as one of four returning 1K rushers in the Big 12.
- Just two months on the job, Rhule and his staff signed 27 players in February, a class that ranked 3rd in the Big 12. The Bears signed 20 players from the state of Texas, tops in the Big 12.
- Baylor is playing its 116th season of football and first under Matt Rhule, who completed a successful four-year term at Temple from 2013-16. Baylor holds a 589-565-44 (.510) record all-time.
- Baylor has scored in a school-record 134 straight games — the previous school record was 89 games from Dec. 31, 1979 - Oct. 23, 1987.

UP NEXT

- Baylor returns home for the final time in 2017 when it hosts No. 23 Iowa State for senior day at McLane Stadium. The Bears will honor their 16 seniors prior to the game.
- The Bears lead the all-time series with ISU 9-6 and have won four straight meetings. Baylor is 5-2 against the Cyclones in Waco. The series dates back to 1988.
- Last season, Baylor's Chris Callahan kicked a 19-yard field goal as time expired in Ames to give the Bears a 45-42 win and complete a furious second half comeback as the Bears trailed by 14 entering the four quarter. Baylor out-scored ISU 17-0 in the final quarter led by strong rushing performances by Shock Linwood (237 yards, TD), Terence Williams (126 yards, 2 TD) and Seth Russell (88 yards, 2 TD). The Bears finished with 469 rushing yards as a team - the fifth-best total in program history.

TEXAS TECH SERIES HISTORY

- Baylor squares off with Texas Tech at Arlington's AT&T Stadium in the 2017 Texas Farm Bureau Insurance Shootout. The meeting will be the seventh straight played in Arlington. Baylor won the first five before falling 54-35 last season.
- The series between BU and Texas Tech is tied 37-37-1 and dates back to 1929. Baylor's victory in 2011 to begin the five-game winning streak was its first since 1995 and it ended a 15-game winning streak for the Red Raiders.
- Last season, Baylor rolled up more than 600 yards of total offense, but turned it over four times as Tech pulled away for the big win. Zach Smith threw for 377 yards and three touchdowns while Ish Zamora (one touchdown) and KD Cannon (two touchdowns) both totaled more than 100 yards receiving. Terence Williams added 147 yards on 23 carries with two scores on the ground.

BREWER MAKES HIS MARK

- Making his first collegiate start, Baylor freshman quarterback Charlie Brewer looked anything but a freshman. The Austin native and national high school record holder for completion percentage connected on 23-of-29 passes against Kansas which was good for 79.3 percent.
- After throwing an interception on his third career pass attempt at OSU, Brewer has now gone 73 pass attempts without an interception over three-plus games.
- Brewer's mark of 79.3 percent in his debut start was the best for a Baylor QB with at least 25 attempts in a Big 12 game since Bryce Petty hit on 85 percent (34-of-40) against Kansas State in 2014.
- His 79.3 percent completion percentage is the best for a Baylor QB in his first career start since at least 2000.
- Brewer's performance in his opening start was the best percentage-wise for a Big 12 freshman QB and fifth overall.


Rank	Player	Team	Opp.	Comp	Att	Completion Pct.
1.	Nic Shimonek	Texas Tech	E. Washington	26	30	86.70%
2.	Kenny Hill	TCU	SMU	24	30	80.00%
2.	Will Grier	WVU	Iowa St	20	25	80.00%
4.	Shane Buechele	Texas	Baylor	27	34	79.40%
5.	Charlie Brewer	Baylor	Kansas	23	29	79.30%

BU TURNING DFW METROPLEX INTO BEAR COUNTRY


Baylor has won seven of its last 10 games in the Dallas-Fort Worth Metroplex, including a win over TCU in 2013, five consecutive victories against Texas Tech at AT&T Stadium from 2011-15 and a 2015 win at SMU. Saturday's match up will be BU's 105th game played in the Metroplex and BU has a record of 48-51-5 in DFW.

TOUGHNESS REWARDED

In 2017, head coach Matt Rhule began a new tradition at Baylor of rewarding the nine toughest players on the BU roster with single-digit jerseys. The jersey numbers are awarded to the student-athletes deemed by their teammates to be the toughest members of the team. Rhule began the tradition of honoring toughness with single digits during his time at Temple.




#1 Taylor Young Senior




#2 Taion Sells Senior




#3 Chris Miller Sophomore



#4 Grayland Arnold Sophomore




#5 Brian Nance Senior



#6 Trevor White Junior



#7 John Lovett Freshman



#8 Zach Smith Sophomore



#9 Ira Lewis Junior

YOUNG LEAVING MARK ON RECORD BOOK

- Baylor senior linebacker **Taylor Young** has made his mark on the Bears' record book over his four seasons on the Brazos.
- The Desoto native ranks 4th on the Bears' career list with 38.0 tackles for loss and second on the career sacks list with 15.5.
- When it comes to tackles, Young needs seven tackles to enter the all-time Baylor top 10. He currently has 316 tackles in his career. He also ranks fifth with 208 solo tackles and needs just seven to take sole possession of fourth all-time.
- Young also ranks among the nation's active leaders in total tackles and solo tackles.
- The senior had 10 tackles at Kansas for his 11th career double-digit tackle game.

MARTIN CARRYING THE KICKING GAME

- Sophomore place kicker **Connor Martin** has established himself as one of the top kickers in the Big 12. The sophomore is 15-of-18 (83.3%) on the season and his 15 made field goals ranks second in the Big 12 and 11th nationally.
- Martin had a career game against Oklahoma. The Frisco, Texas native tied the Baylor record with four field goals, a first for a BU place kicker since 2014.
- Martin converted a career long 41-yarder in the 3rd quarter and beat that mark with a 46-yard field goal later in the quarter.
- He is the first BU kicker with two field goals of 40 or more yards since Aaron Jones against Texas on Oct. 20, 2012.
- With the injury to **Drew Galitz**, Martin took over as the primary punter against OSU. He is averaging 41.8 yards on 25 punts with four of 50 or more yards and six down inside the 20.
- Martin hit three more field goals against WVU and is 13-for-16 over the last six games.

BAYLOR FRESHMAN FACTS

- Baylor has played 17 true freshmen over the first nine weeks, a total that ranks fourth nationally.
- BU has started 11 true freshmen at least once in 2017, second most in FBS. Those first-year players include DE **DJ Artis**, C **Ryan Miller**, RB **John Lovett**, TE **Rob Saulin**, DE **BJ Thompson**, LB **Jalen Pitre**, CB **Harrison Hand**, OL **Xavier Newman**, WR **RJ Sneed**, WR **Gavin Holmes** and QB **Charlie Brewer**.
- The Bears have also started a pair of redshirt freshmen thus far in FS **Jairon McVea** and DE **Deonte Williams**.
- Baylor has had 26 players make their first-ever collegiate starts, the second-largest total in all of Division I.
- Twenty-nine different freshmen or sophomores have started a game for Baylor through eight games in 2017.
- Of Baylor's 198 starters through nine games, 99 have been freshmen or sophomores, including 11-of-22 (six offense, five defense) at Kansas.
- CB **Harrison Hand** has started eight games in 2017, while LB **Jalen Pitre** (five starts) and RB **John Lovett** (four starts) have both frequented the starting lineup.
- Baylor opened the 2017 season with four true or redshirt freshmen in the starting lineup (OL **Ryan Miller**, CB **Harrison Hand**, LB **Jalen Pitre** and S **Jairon McVea**).
- Baylor's 11 true freshmen that played in the opener ranked sixth nationally and its three true freshman starters in the first game were behind only LSU's four.

BEARS IN STRIKING DISTANCE LATE IN GAMES

- Despite starting the season with eight consecutive losses, Baylor had a chance late in six of those contests.
- Baylor has four losses by eight points or less and two by three points or less on the season.

Opp.	Situation	Result
Liberty	Trail 48-45, 00:32 4Q	Interception
UTSA	Trail 17-10, 2:08 4Q	Turnover on Downs
at Duke	Trail 24-20, 11:44 4Q	Pick-Six makes it 31-20
Oklahoma-1	Trail 35-31, 15:00 4Q	Punt
Oklahoma-2	Trail 49-41, 1:41 4Q	Sack Fumble
at K-State	Trail 20-13, 2:16 3Q	Bad snap leads to fumble at BU 14
West Virginia	Trail 38-30, 4:34 4Q	Touchdown, failed two-point conversion

FOURTH QUARTER FROSH

- Baylor piled up 230 yards of offense in the 4th quarter alone against WVU, thanks primarily to a pair of freshmen. QB **Charlie Brewer** and running back **Trestan Ebner** both came up huge for the Bears as they narrowly missed a 38-36 upset.
- A native of Austin, Brewer completed 8-of-13 passes for 109 yards and his first two passing touchdowns, while also adding 38 yards on the ground. He completed a long pass of 52 yards and tallied a long rush of 16 yards.
- Ebner was on the receiving end of both touchdown throws from Brewer and he had 71 receiving yards in the quarter. He finished with a career-best 109 receiving yards in the game with touchdowns of 52 and 9 yards. Ebner also rushed for 54 yards including a 40-yard touchdown.
- Ebner is the first Baylor freshman with three touchdowns in a game since KD Cannon against Northwestern State in 2014.
- He is the first BU running back to go over 100 receiving yards since Brandon Whitaker's 166 yards vs. Colorado on 10/6/07.
- In the fourth quarter, Baylor's offense scored 23 points, gained 13 first downs, 121 rushing yards, 109 passing yards and had no punts. BU's offense had scored 13 points, gained 17 first downs and six rushing yards through the first three quarters.

UNDERCLASS EXPLOSION

- Baylor has turned to its young players to provide key production after a tough start to 2017.
- Of Baylor's 198 starters through nine games, 99 have been freshmen or sophomores, including 11-of-22 (six offense, five defense) at Kansas.
- Twenty-nine different underclassmen have started a game for the Bears through eight games. LIST: *Offense* **Sam Tecklenburg**, **Ryan Miller**, **Rob Saulin**, **Denzel Mims**, **Zach Smith**, **JaMycal Hasty**, **John Lovett**, **Tony Nicholson**, **Kyle Boyd**, **Xavier Newman**, **RJ Sneed**, **Pooh Stricklin**, **Gavin Holmes**, **Marques Jones**, **Charlie Brewer**
Defense **BJ Thompson**, **Brayvion Roy**, **Micheal Johnson**, **Deonte Williams**, **Jalen Pitre**, **Clay Johnston**, **Harrison**

RECORD BREAKDOWN

Current Streak	Won 1
Current Home Streak	Lost 7
Current Away Streak	Won 1
Last Win	38-9 at Kansas (11/4/17)
Last Home Win	49-7 vs. Kansas (10/15/16)
Last Away Win	38-9 at Kansas (11/4/17)
Last Loss	38-7 vs. Texas (10/28/17)
Last Home Loss	38-7 vs. Texas (10/28/17)
Last Away Loss	59-16 at Oklahoma State (10/14/17)

RHULE ERA

Home	0-4
Road	1-4
Neutral	0-0
Natural Grass	0-1
Artificial Turf	1-7
Day Games	1-5
Night Games	0-3
Televised Games	1-8
vs. AP Ranked Opponents	0-3
August	0-0
September	0-5
October	0-3
November	1-0
December	0-0
January	0-0
Leading at Halftime	1-0
Trailing at Halftime	0-6
Tied at Halftime	0-2
Scoring First	0-3
Opponent Scoring First	1-5
Score < 20 Points	0-3
Score 20+ Points	0-2
Score 30+ Points	1-1
Score 40+ Points	0-2
Opponent Scores < 20 Points	1-1
Opponent Scores 20+ Points	0-0
Opponent Scores 30+ Points	0-4
Opponent Scores 40+ Points	0-3
Gain < 20 First Downs	0-4
Gain 20+ First Downs	1-4
Opponent Gains < 20 First Downs	1-2
Opponent Gains 20+ First Downs	0-6
More Rushing Yards Than Opponent	0-2
Fewer Rushing Yards Than Opponent	1-6
Rush For < 100 Yards	0-4
Rush For 100+ Yards	1-4
Opponent Rushes For < 100 Yards	0-0
Opponent Rushes For 100+ Yards	1-8
More Passing Yards Than Opponent	1-3
Fewer Passing Yards Than Opponent	0-5
Pass For < 200 Yards	0-2
Pass For 200+ Yards	1-6
Opponent Passes For < 200 Yards	1-3
Opponent Passes For 200+ Yards	0-5
More Total Yards Than Opponent	1-2
Fewer Total Yards Than Opponent	0-6
Gain < 300 Total Yards	0-2
Gain 300+ Total Yards	1-6
Opponent Gains < 300 Total Yards	1-0
Opponent Gains 300+ Total Yards	0-8
Commit No Turnovers	1-1
Commit < 3 Turnovers	1-5
Commit 3 or + Turnovers	0-3
Force < 3 Turnovers	1-8
Force 3 or + Turnovers	0-0
Commit < 6 Penalties	0-1
Commit 6 or + Penalties	1-7
3rd Down % < 25	0-4
3rd Down % 25-49	1-4
3rd Down % 50+	0-0
Opponent 3rd Down % < 25	1-1
Opponent 3rd Down % 25-49	0-5
Opponent 3rd Down % 50+	0-2
Trail Time of Possession	0-3
Lead Time of Possession	1-5
Overtime Games	0-0

NAME	POS.	TEAM
Andrew Billings	DT	Cincinnati Bengals
Matt Bryant	K	Atlanta Falcons
Corey Coleman	WR	Cleveland Browns
Spencer Drango	OL	Cleveland Browns
Kyle Fuller	C	Houston Texans
Rico Gathers	TE	Dallas Cowboys
Demetri Goodson	CB	Green Bay Packers
Bryce Hager	LB	Los Angeles Rams
Xavien Howard	CB	Miami Dolphins
Bryce Petty	QB	New York Jets
Phil Taylor	DL	Washington Redskins
Jon Weeks	LS	Houston Texans
Terrance Williams	WR	Dallas Cowboys
Kendall Wright	WR	Chicago Bears

• Fourteen former Bears earned spots on NFL rosters for the 2017 season as of Sept. 3.

• Former Bear Orion Stewart spent the first four weeks of the season as a member of Buffalo's practice squad before being released Oct. 9.

• Baylor had 21 former lettermen with NFL teams during the preseason, representing 17 different NFL teams.

• Baylor has had 21 players selected in the first round including four players selected No. 2 overall with Robert Griffin III the most recent selection at No. 2 by the Washington Redskins in 2012.

• The Bears have had 126 players drafted overall since 1970 and 40 players compete in the Super Bowl including Atlanta Falcon Matt Bryant in Super Bowl LI.

BAYLOR FOOTBALL ON THE RADIO

Baylor football is aired live via the Baylor IMG Sports Network, including locally on flagship station ESPN Central Texas 1660 AM/99.1 ESPN Radio (KRZI) in Waco, worldwide on BaylorBears.com, Sirius XM Radio and on the TuneIn Radio App. All games are broadcast by the "Voice of the Bears" John Morris and former Baylor standouts J.J. Joe (analyst) and Ricky Thompson (sideline reporter). Morris is in his 31st year in the Baylor broadcast booth and 23rd as the signature voice of Baylor Athletics, while Thompson and Joe are in their 18th and 14th years, respectively.

BAYLOR MEDIA WEBSITE

An all-in-one-place media page is can be found at Baylor's web-site at: <http://www.BaylorBears.com/ot/bay-media.html>. Among the information available at the site are links and pdfs of statistics, game notes, quick facts and directions as well as photo/logo downloads and video FTP information.

BAYLORBears.COM

Baylor's official athletic web site can be found at www.BaylorBears.com. The comprehensive site, which includes releases, photos, biographical sketches, blogs and audio broadcasts, is part of the CBS College Sports network.

Hand, Chris Miller, Henry Black, Jairon McVea, Blake Lynch, DJ Artis, Eric Ogor

• Underclassmen have accounted for 63.2 percent (385-of-609) of Baylor's tackles through eight games. Underclassmen had 44-of-64 tackles (69%) at Kansas.

• Freshmen & sophomores are responsible for 70.4% (2945 of 4181) of Baylor's all-purpose yards and 78.2% (2825 of 3612) of the Bears' total offense.

• Of Baylor's 497 yards of total offense against No. 23 West Virginia, 490 (98.6%) were tallied by underclassmen.

ZACH SMITH AWARDED FINAL SINGLE DIGIT

• Showing what head coach Matt Rhule called "crazy toughness", sophomore QB Zach Smith was awarded Baylor's final single-digit jersey, No. 8, for the 2017 season on October 3.

• In his second start of the season and just the sixth of his career, **Zach Smith** threw for a career-best 463 yards and 4 touchdowns (no INT) against OU on Sept. 23.

• The sophomore's four touchdowns against OU were the first passing touchdowns the Sooners had allowed in 2017

• The performance against Oklahoma was Smith's third career 300-yard passing game. It was the fourth-best single-game passing output by a Baylor quarterback and the 19th 400-yard game all-time at Baylor.

• His 463 yards were the most for a BU QB since **Bryce Petty** threw for 550 yards vs. Michigan St. in the 2015 Cotton Bowl.

• He finished with a career-best 33 completions, tying **Shawn Bell** and **Robert Griffin III** for 4th-most in a game.

• Smith needs 16 yards to reach 3,000 for his career, only 16 other Baylor quarterbacks have reached the 3K plateau.

RISING TO THE COMPETITION

• Baylor has played three ranked opponents so far in 2017 and has stepped up on offense each time, averaging the fourth most yards of total offense (469.0) per game against ranked foes in the nation among teams that have played against at least two ranked opponents.

• BU also averages the fourth most points per game (31.0) against ranked teams and the fifth most passing yards per game (333.7).

• The Bears have been better nearly across the board in all offensive categories vs. ranked opponents compared to their season averages.

	vs. Ranked Avg	Overall Season Avg
1st Downs	24.67	19.57
Rushing Offense	135.33	134.00
Passing Offense	333.67	281.43
Total Offense	469.00	415.43
Scoring Offense	31.00	26.86

DEPTH IN THE RECEIVING CORPS.

• Baylor QB Charlie Brewer completed passes to 10 different receivers in his winning starting debut at Kansas on Nov. 4.

• The Bears have had 19 different players catch a pass in 2017, which ranks tied for third in FBS and is one shy of first place.

• A Baylor wide receiver has tallied at least three receptions in a game 29 times so far in 2017. **Tony Nicholson** has tallied three-plus receptions seven times in eight games played. 19 different Baylor players have at least one reception.

• **Denzel Mims** ranks third in the Big 12 with 849 receiving yards and fifth with seven touchdowns (21st, FBS).

• **Nicholson** ranks 20th in the Big 12 with 31 receptions, while **Pooh Stricklin** is 31st with 23 catches.

• Mims scored a touchdown in the first five games in 2017, the longest streak for a BU wide out to open a season since **Corey Coleman** had a TD in first six games of 2015.

• Prior to his injury, Platt lead the Baylor receiving corps with a reception in 10 straight games and 16 of the last 17 contests. He ended the season ranked 25th on Baylor's all-time receiving list with 1,123 career yards.

MIMS MANIA

• Baylor sophomore **Denzel Mims** are quickly establishing himself as one of the top wide receivers in both the Big 12 and the nation. The Daingerfield, Texas native is a big reason Baylor is among the nation's leaders in receptions of 40/60/70 yards.

• Mims is one of only 13 men with two receptions of 70-plus yards, including injured teammate Chris Platt's four.

• The sophomore standout had a receiving touchdown in the first five games in 2017, the most since Corey Coleman scored in six straight to open the 2015 season.

• Mims tallied a career-best 11 receptions for 192 yards and three touchdowns against No. 3 Oklahoma. He made it two consecutive 100-yard games with seven receptions for 127 yards at K-State, his first two 100-yard games.

• He posted his third career 100-yard receiving game with seven receptions for 132 yards against WVU before tallying his fourth game with 100 or more yards with 122 on five receptions at Kansas.

	TOTAL	BIG 12	FBS
Receptions	43	8th	71st
Yards	849	3rd	10th
TDs	7	5th	21st
Avg.	19.74	4th	16th
Rec./Gm.	4.8	8th	66th
Yards/Gm.	94.3	3rd	11th
Rec. 40+ yds	7	2nd	2nd

O-LINE COMING TOGETHER

- Due to injuries and youth, Baylor was forced to use four different starting combinations on the offensive line through the season's first four games. Baylor has now started the same personnel the last six games.
- Despite facing tougher competition over the last six games, Baylor has increased several per game totals including scoring (+1.3), first downs (+5.6), passing (+81.5), and total offense (+39.0).
- After allowing nine sacks over its first three games, the Baylor offensive line has allowed only nine sacks over the last six.
- The only combination to start together more than once is LT **Mo Porter**, LG **Xavier Newman**, C **Sam Tecklenburg**, RG **Blake Blackmar** and RT **Pat Lawrence**. Porter was forced out after only 17 snaps against OU with **Josh Malin** taking over in the first quarter against the Sooners.
- RG **Blake Blackmar** (21 consecutive starts, 22 career) and RT **Pat Lawrence** (22 consecutive starts, 22 career) have both started all nine games as their respective positions. Sam Tecklenburg has started all nine games this season, but at two different positions (two at LG, seven at C). *Below are the starting combinations through nine weeks.*

	LT	LG	C	RG	RT
Liberty	Malin	Tecklenburg	Miller	Blackmar	Lawrence
UTSA	Porter	Tecklenburg	Miller	Blackmar	Lawrence
at Duke	Porter	Wilson	Tecklenburg	Blackmar	Lawrence
Last 6 games	Porter	Newman	Tecklenburg	Blackmar	Lawrence

EFFICIENCY ON OFFENSE FOR BEARS

- The Bears have had 26 scoring drives of 2:30 or less through the season's first nine games, including 21-of-27 drives that resulted in a touchdown. The Bears are averaging 2:40 per scoring drive (1:52 per TD drive) this season.
- Baylor has scored in less than a minute 10 times and on the first or second play of a drive eight times.
- Five of Baylor's seven scoring drives against Liberty lasted two minutes or less including a 3-play, 75-yard drive that took only 22 seconds and a 1-play, 75-yard scoring drive that took only 11 seconds off the clock. Both of those drives included deep pass completions, a 49-yarder to **Pooh Stricklin** and a 75-yard scoring strike to **Chris Platt**.
- Against Duke, Baylor scored three touchdowns on passes of 44 yards, 73 yards and 79 yards to cap drives that lasted 14, 42 and 48 seconds each.

EXPERIENCED YOUNG MOVING UP LIST

Senior linebacker Taylor Young leads the team with 38 career starts, including 11 consecutive games dating back to 2016, and has played in 44 games in his career. During that time he has amassed 316 career combined tackles, a total that ranks 13th among active defenders. He also ranks sixth among active players with 208 solo tackles in his career.

SOLO TACKLES

1.	Quin Blanding, Virginia	239
2.	Maurice McKnight, SJSU	225
3.	Andrew Wingard, Wyoming	211
4.	Tegray Scales, Indiana	209
	Kishawn McClain, North Texas	209
6.	Taylor Young, Baylor	208
	Auggie Sanchez, USF	208

MORE ON BAYLOR'S RECEIVERS

- **Tony Nicholson** (7 rec., 74 yards) and **Pooh Stricklin** (6 rec., 85 yards) both had career days against Oklahoma. Stricklin followed with a career best nine receptions for 102 yards in his first start of the season at K-State.
- **Denzel Mims** and Stricklin both went over the century mark at K-State, then Mims and **Trestan Ebner** followed up with 100-yard games against West Virginia. That feat has occurred only three times under Matt Rhule in 59 games as head coach. The other was October 11, 2014 against Tulsa while head coach at Temple.
- Ebner (5 rec., 109 yds, 2 TD) and Gavin Holmes (5 rec., 72 yards) both had career games against West Virginia.
- Four different players had their first catches of the season against Texas: **Blake Lynch**, **Marques Jones**, **Trevor White** and **Jayson Clements**. The receptions were the first career catches for all but Lynch.
- Three more players (**Charlie Brewer**, **Ish Wainright** and **Jared Atkinson**) had their first receptions of 2017 at Kansas.
- Baylor's six pass completions of 60+ are the fifth most and six of 70+ yards is the nation's best total.

THIRD DOWN TURNAROUND

- After struggling on first down against Liberty and allowing the Flames to convert on 15-of-24 third downs, the Baylor defense has turned the stat around over the next four games and particularly following halftime against UTSA. Baylor's mark of 26.67 percent over those 14 quarters would have ranked 11th nationally.
- In addition to the defensive improvement on third down, the Baylor offense took a step forward against Oklahoma completing 9-of-21 (42.8%) third down attempts after being successful on only 7-of-35 (20%) tries entering the game.

	FIRST 6 QUARTERS OF 2017	AFTER HALFTIME VS. UTSA
3RD DOWN CONVERSIONS	22	12
3RD DOWN ATTEMPTS	34	45
PERCENTAGE	64.7	26.7

TRACKING BAYLOR IN THE TOP 25

WEEK	W/L	AP	COACHES	CFP
PRESEASON	0-0	—	—	—
Sept. 5	0-1	—	—	—
Sept. 10	0-2	—	—	—
Sept. 17	0-3	—	—	—
Sept. 24	0-4	—	—	—
Oct. 1	0-5	—	—	—
Oct. 8	0-5	—	—	—
Oct. 15	0-6	—	—	—
Oct. 22	0-7	—	—	—
Oct. 29	0-8	—	—	—
Nov. 5	1-8	—	—	—

BAYLOR WHEN RANKED...

Baylor as a ranked team: 111-55-2
 Ranked Baylor vs. ranked opponent: 23-29-1
 Baylor vs. ranked opponents: 54-178-6
 Baylor vs. No. 1-ranked opponents: 0-11-1
 Baylor vs. Top 10 opponents: 18-91-2

2017 HONORS

Blake Blackmar, OL
 Dave Campbell All-Texas Second Team

Charlie Brewer, QB
 Earl Campbell Tyler Rose Award Week 10 HM

Jordan Feuerbacher, TE
 Mackey Award Watch List
 Lindy's Second-Team All-Big 12
 Phil Steele Fourth-Team All-Big 12
 Dave Campbell All-Texas Second Team

Drew Galitz, P
 Ray Guy Award Punter of the Week (Sept. 18)
 Phil Steele Fourth-Team All-Big 12
 Ray Guy Award Watch List

Davion Hall, S
 2018 Reese's Senior Bowl Watch List

JaMycal Hasty, RB
 Athlon Fourth-Team All-Big 12

Blake Lynch, CB/WR
 Athlon Fourth-Team All-Big 12 (WR)
 Dave Campbell All-Texas Second Team (WR)

Connor Martin, PK
 Big 12 Special Teams Player of the Week (Sept. 25)

Denzel Mims, WR
 Biletnikoff Award Watch List
 The Earl Campbell Tyler Rose Award HM (Sept. 25)

Tony Nicholson, PR (specialist)
 Athlon Second-Team All-Big 12
 Phil Steele First-Team All-Big 12

Mo Porter, OL
 Phil Steele Fourth-Team All-Big 12

**GAME 10 - vs TEXAS TECH
2017 HONORS CONTINUED**

K.J. Smith, DE

2018 Reese's Senior Bowl Watch List
Bednarik Award Watch List
Nagurski Trophy Watch List
Lott IMPACT Trophy Watch List
Media First-Team All-Big 12
Athlon First-Team All-Big 12
Phil Steele First-Team All-Big 12
Lindy's First-Team All-Big 12
Dave Campbell All-Texas First Team
Waco Tribune-Herald Preseason All-Big 12
Lowe's Senior Class Award Watch List

Zach Smith, QB

Davey O'Brien Great 8 (Sept. 25)
Manning Award Star of the Week (Sept. 25)
The Earl Campbell Tyler Rose Award HM (Sept. 25)

Sam Tecklenburg, OL

Danny Wuerffel Trophy Watch List

Terence Williams, RB

Athlon Second-Team All-Big 12
Lindy's Second-Team All-Big 12
Phil Steele Third-Team All-Big 12
Dave Campbell All-Texas First Team

Ishmael Wilson, OL

Phil Steele Fourth-Team All-Big 12

Taylor Young, LB

Wuerffel Trophy Watch List
Athlon Second-Team All-Big 12
Phil Steele Second-Team All-Big 12
Lindy's Second-Team All-Big 12
Dave Campbell All-Texas Second Team
Waco Tribune-Herald Preseason All-Big 12

2017 BAYLOR FOOTBALL GAME NOTES

BU FOOTBALL UNIFORM TRACKER

Baylor football enjoys a tremendous partnership with Nike that includes more than 150 uniform combinations. Below is a breakdown of each combination worn during the 2017 season.

DATE	OPPONENT	HELMET	JERSEY	PANTS
9/2	Liberty	Matte Green	Green	Green
9/9	UTSA	Matte Black	Green	Black
9/16	at Duke	Metallic Gold	White	Gold
9/23	Oklahoma	Matte Black	Black	Black
9/30	at Kansas St.	White	White	White
10/14	at Oklahoma St.	Matte Green	White	Green
10/21	West Virginia	Metallic Gold	Green	Gold
10/28	Texas	Satin Gray	Green	Gray
11/4	at Kansas	White w/ Stripe	White	Green
11/11	vs. Texas Tech			
11/18	Iowa State			
11/24	at TCU			

INJURIES A FACTOR IN 2017

Baylor has had 30 players miss a combined 111 games through the first eight weeks of 2017. Below is a listing of Baylor's players that have missed time due to injury.

OUT

Name	Extremity	Games missed (80)
Dru Dixon	Lower	6
Drew Galitz	Lower	4*
Clay Johnston	Lower	1*
Xavier Jones	Lower	5*
Tre'Von Lewis	Lower	9*
Tony Nicholson	Lower	1
Chris Platt	Lower	5*
Rob Saulin	Upper	4*
Abram Smith	Lower	9*
K.J. Smith	Lower	8
RJ Sneed	Lower	2*
Anu Solomon	Upper	7*
Pooh Stricklin	Lower	1*
Raleigh Texada	Lower	9
Jordan Tolbert	Upper	9

RETURNED

Name	Extremity	Games missed (31)
Grayland Arnold	Upper	3
Timarcus Davis	Lower	1
Jordan Feuerbacher	Upper	2
Davion Hall	Lower	1
Ja'Mycal Hasty	Lower	4
Jameson Houston	Upper	1
Jamie Jacobs	Upper	2
Lenoy Jones Jr.	Lower	3
Quan Jones	Upper	3
John Lovett	Lower	1
Chris Miller	Upper	1
Rajah Preciado	Lower	1
Ish Wainright	Illness	3
Deonte Williams	Lower	2
Terence Williams	Upper	3

*Expected to be out for season

RHULE TEAMS IN THE FOURTH QUARTER

In Matt Rhule's five seasons as head coach, he has sealed the deal when leading or tied entering the fourth quarter. Rhule-coached teams have won 26 straight games when leading or tied entering the fourth, and are 27-4 overall. All four losses came in his first season as head coach at Temple in 2013. When leading entering the fourth quarter, he has won 24 straight games and is 25-3 overall with all three losses coming in 2013 as well.

MULTIPLE TURNOVERS EQUALS WINS

Matt Rhule defenses have forced two or more turnovers in 26 of 60 (43.3%) career games. His teams own a 18-8 record with two or more turnovers forced, have won 13 of the last 17, eight of the last 1 and five of seven when doing so. Rhule's teams are 7-0 when forcing four or more turnovers and 9-3 when creating three or more. His teams are 20-4 with a positive turnover margin.

KILLING THE CLOCK

When Matt Rhule coached teams grab a seven-point lead at any point during a game, they consistently convert it into a victory. With a seven-point lead at any point during a game, they are 28-10, have won seven of nine and 25 of the last 30. In the fourth quarter with a seven-point lead, his teams are 28-1 and have won 27 straight. When holding a 10-point lead at any point, Rhule has won seven straight. With a 14-point lead, he has won 24 straight. Up 17, Rhule has won 20 straight. When leading by 20 or more he has won 17 straight.

Lead	7	10	14	17	20+
Any Q	28-10	27-5	25-2	21-2	18-2
4Q	28-1	26-0	23-0	20-0	18-0

ABUNDANCE OF NFL EXPERIENCE

Including head coach Matt Rhule's 2012 stint with the New York Giants, there are six total coaches on the Baylor staff with 38 years combined experience in the National Football League. That total ranks fourth in college football. Four of the five coaches on offense spent time in the NFL including co-offensive coordinators Jeff Nixon (10 years) and Glenn Thomas (seven years). Bob Bicknell has 10 years of experience with four different teams. Phil Snow was a Detroit assistant for four seasons. George DeLeone has spent six seasons in professional football over three stints. Rhule, DeLeone and Bicknell have all served as NFL offensive line coaches. [BU's 37 years of NFL coaching by its assistant coaches lead the country.](#)

BAYLOR STAFF HAS TEXAS TIES

Despite Matt Rhule taking the reigns of the Baylor program with no experience in the state of Texas, he assembled a staff that includes eight coaches and support staffers that have spent time in the state. Tight ends coach Joey McGuire won three state titles in 14 seasons at Cedar Hill (Texas) High School. Assoc. AD for football relations David Wetzell, a BU letterman, was head coach at San Antonio Reagan from 2003-16 as part of a 25-year career. He also served as head of the Texas High School Football Coaches Association. Glenn Thomas is a native of Eastland, Texas and a Texas Tech graduate. Offensive analyst Shawn Bell played quarterback at Baylor and spent 10 years on the Texas high school sidelines. Associate director of player development Stephen Smith is a Dallas native that served as an assistant under McGuire for seven seasons. Additionally, three of Baylor's graduate assistant coaches are Texas natives.

LOTS OF FIRSTS AT OKLAHOMA STATE

- Baylor had several players achieve career firsts in all three phases of the game at Oklahoma State on Oct. 14. On offense, freshman quarterback **Charlie Brewer** tossed his first passes, going 3-for-7 for 41 yards, while two of his completions were the initial catches of fellow rookie **Gavin Holmes** and senior **Tyler Jaynes**. Freshman **Trestan Ebner** also scored his first career touchdown on his first fumble recovery, which came in the end zone.
- On defense, **Verkedric Vaughns** made his first career start at safety and **Henry Black** started for first time at linebacker. Freshman defensive end **DJ Artis** started for the first time as well. Freshman **Timarcus Davis** recovered his first fumble, while sophomore Grayland Arnold forced and recovered his first fumble as well, all on the same play.
- On special teams, walk-on freshman kicker **Jay Sedwick**, who joined the team during the bye week, made his collegiate debut with five kickoffs for 314 yards (62.8) and two touchbacks, and even had a tackle to save a touchdown.

CONSISTENT RUNNING GAME

Baylor's offense has churned out eight 1,000-yard rushers since 2010 - the second-best total in FBS. The Bears have had at least one player rush for 1,000 or more yards for a program-record seven consecutive seasons including junior Terence Williams' 1,048 yards in 2016. Williams was the 12th player in Baylor history to rush for more than 1,000 yards in a season. [Baylor has rushed for a touchdown in 47 of its last 50 games and 78 of its last 83.](#) *Below is the list of FBS teams with seven or more 1,000-yard rushers since 2010.*

Most 1,000-yard rushers since 2010 among FBS teams

Auburn	9
Baylor	8
Nevada	8
Wisconsin	8
San Diego St.	9
Boise State	7
Ohio State	7
Western Kentucky	7

BAYLOR'S O-LINE PIPELINE

Baylor has a history of sending offensive linemen to the NFL over the past several years. The Bears have had eight linemen drafted in the last nine NFL Drafts including two first-rounders [list below]. Baylor offensive linemen won four straight Big 12 Offensive Linemen of Year honors from 2012-15 (2012-13 Cyril Richardson, 2014-15 Spencer Drango). The unit has also paved the way for a 1,000-yard rusher for seven consecutive seasons.

- 2009, T Jason Smith – 1st Rnd (#2), Rams
- 2010, C JD Walton – 3rd Rnd, Broncos
- 2011, T Danny Watkins – 1st Rnd (#23), Eagles
- 2012, C Philip Blake – 4th Rnd, Broncos
- 2012, G Robert T. Griffin – 6th Rnd, Jets
- 2014, G Cyril Richardson – 5th Rnd, Bills
- 2016, T Spencer Drango – 5th Rnd, Browns
- 2017, C Kyle Fuller – 7th Rnd, Texans

BEARS LEAD STATE OF TEXAS IN NFL DRAFTEES

Baylor's Kyle Fuller was selected by Houston in the 2017 NFL Draft, giving the Bears at least one pick in nine-straight years. Baylor leads the state in overall picks over the last eight years [list below].

- 25 – Baylor
- 23 – Texas A&M
- 18 – TCU
- 17 – Texas
- 8 – SMU
- 7 – Houston
- 7 – Texas Tech
- 6 – Rice

CAREER AND SEASON RECORDS UPDATE

OFFENSE

RECEIVING TOUCHDOWNS

SEASON LEADERS

PLAYER	SEASON	REC	YDS	TD
1. Corey Coleman	2015	74	1,363	20
2. Kendall Wright	2011	106	1,663	14
3. Antwan Goodley	2013	71	1,339	13
KD Cannon	2016	87	1,215	13
5. Terrance Williams	2012	97	1,832	12
6. Melvin Bonner	1992	39	818	11
Terrance Williams	2011	59	957	11
Corey Coleman	2014	64	1,119	11
9. Tevin Reese	2012	53	957	9
10. Lawrence Elkins	1963	70	873	8
Gerald McNeil	1983	62	1,034	8
Bruce Davis	1983	42	755	8
Reggie Newhouse	2001	61	706	8
Trent Shelton	2006	53	802	8
Thomas White	2007	34	475	8
Levi Norwood	2013	47	733	8
Tevin Reese	2013	38	867	8
KD Cannon	2014	58	1,030	8
Ish Zamora	2016	63	809	8
-- Denzel Mims	2017	38	727	7

RECEPTIONS OF 70+ YARDS

CAREER LEADERS

PLAYER	SEASONS	TOTAL
1. Melvin Bonner	1989-92	6
2. Terrance Williams	2009-12	5
Chris Platt	2015-current	5
4. KD Cannon	2014-16	3
Corey Coleman	2013-15	3
6. Tevin Reese	2010-13	2
Antwan Goodley	2011-14	2
Denzel Mims	2016-current	2
9. 32 times		1

DEFENSE

TACKLES FOR LOSS

CAREER LEADERS

PLAYER	SEASONS	YDS	TFL
1. Charles Benson	1979-82	259	49.0
2. Shawn Oakman	2013-15	176	46.5
3. John Garrett	2000-03	131	38.5
4. Robin Jones	1988-91	164	38.0
Taylor Young	2014-current	160	38.0

SEASON LEADERS

PLAYER	SEASON	YDS	TFL
1. Andrew Mellontree	1979	98	20.0
Charles Benson	1982	88	20.0
3. Shawn Oakman	2014	89	19.5
4. John Garrett	2003	73	17.5
5. Charles Benson	1980	72	16.0
Matthew Pearson	1992	88	16.0
Justin Crooks	2004	61	16.0
8. Derek Turner	1985	73	15.0
Andrew Billings	2015	66	15.0
10. Shawn Oakman	2015	55	14.5
-- Clay Johnston	2017	29	9.0

SACKS

CAREER LEADERS

PLAYER	SEASONS	SACKS
1. Shawn Oakman	2013-15	17.5
2. Taylor Young	2014-current	15.5
3. Daryl Gardener	1992-95	15.0
Chris McAllister	2010-13	15.0
5. Scotty Lewis	1990, 92-94	14.0
6. James Francis	1986-89	13.5
Matthew Pearson	1991-92	13.5
8. John Garrett	2000-03	13.0
Jamal Palmer	2012-15	13.0
10. K.J. Smith	2014-current	12.0
Santana Dotson	1988-91	12.0
Glenn Coy	1994-97	12.0

TOTAL TACKLES

CAREER LEADERS

PLAYER	SEASONS	SOLO	ASST	TT
1. Mike Singletary	1977-80	351	311	662
2. Joe Pawelek	2006-09	191	231	422
3. Ray Berry	1983-86	231	149	380
4. Maurice Lane	2002-05	248	117	365
5. Kris Micheaux	1997-00	214	137	351
6. James Francis	1986-89	198	136	334
7. Doak Field	1977-80	164	166	330
8. Thomas Everett	1983-86	204	121	325
9. Jordan Lake	2006-09	198	126	324
10. Gary Joe Kinne	1986-89	179	144	323
-- Taylor Young	2014-current	208	108	316

SOLO TACKLES

CAREER LEADERS

PLAYER	SEASONS	TT	ASST	SOLO
1. Mike Singletary	1977-80	662	311	351
2. Maurice Lane	2002-05	365	117	248
3. Ray Berry	1983-86	380	149	231
4. Kris Micheaux	1997-00	351	137	214
5. Taylor Young	2014-current	316	108	208

RUSHING

YARDS

CAREER LEADERS

PLAYER	SEASONS	ATT	AVG	YDS
1. Shock Linwood	2013-16	713	5.91	4,213
2. Walter Abercrombie	1978-81	732	5.01	3,665
3. Jerod Douglas	1994-97	522	5.39	2,811
4. Jay Finley	2007-10	478	5.56	2,660
5. Alfred Anderson	1980-83	554	4.38	2,424
6. Robert Griffin III	2008-11	528	4.27	2,254
7. Darrell Bush	1997-00	503	4.47	2,249
8. Dennis Gentry	1977, 79-81	414	5.39	2,231
9. Lache Seastrunk	2012-13	289	7.57	2,189
10. David Mims	1989-92	364	5.66	2,060
11. Terrance Ganaway	2009-11	364	5.61	2,042
12. Eldwin Raphael	1987-90	435	4.42	1,921
13. Robert Strait	1990-93	428	4.34	1,856
14. Terence Williams	2015-current	342	5.41	1,850

SCORING

POINTS, KICKING

CAREER LEADERS

PLAYER	SEASONS	FG	PAT	PTS
1. Aaron Jones	2010-13	59	274	451
2. Chris Callahan	2014-16	36	211	319
3. Terry Syler	1985-88	38	101	215
4. Jeff Ireland	1988-91	45	78	213
5. Robert Bledsoe	1977-80	31	111	204
6. Jarvis Van Dyke	1993-95	29	110	197
7. Marty Jimmerson	1981-84	31	88	181
8. Ryan Havens	2003-06	27	54	135
9. Bubba Hicks	1973-75	20	61	121
10. Matt Bryant	1997-98	21	42	105
Kenny Webb	2001-04	18	51	105
-- Connor Martin	2016-current	15	28	73

SEASON LEADERS

PLAYER	SEASON	FG	PAT	PTS
1. Chris Callahan	2014	18	75	129
2. Aaron Jones	2013	14	82	124
3. Aaron Jones	2012	16	71	119
4. Chris Callahan	2015	8	83	107
5. Aaron Jones	2011	10	75	105
6. Aaron Jones	2010	19	46	103
7. Chris Callahan	2016	10	53	83
8. Jeff Ireland	1989	18	21	75
9. Jarvis Van Dyke	1994	9	46	73
10. Ryan Havens	2005	16	22	70
-- Connor Martin	2017	15	23	69

FIELD GOALS MADE

CAREER LEADERS

PLAYER	SEASONS	PCT	FGA	FGM
1. Aaron Jones	2010-13	.628	94	59
2. Jeff Ireland	1988-91	.563	80	45
3. Terry Syler	1985-88	.731	52	38
4. Robert Bledsoe	1977-80	.492	63	31
Marty Jimmerson	1981-84	.721	43	31
6. Jarvis Van Dyke	1993-95	.592	49	29
7. Ryan Havens	2003-06	.730	37	27
8. Chris Callahan	2014-16	.667	54	36
9. Matt Bryant	1997-98	.724	29	21
10. Bubba Hicks	1973-75	.625	32	20
-- Connor Martin	2016-current	.833	18	15

SEASON LEADERS

PLAYER	SEASON	PCT	FGA	FGM
1. Aaron Jones	2010	.704	27	19
2. Jeff Ireland	1989	.750	24	18
Chris Callahan	2014	.692	26	18
4. Ryan Havens	2005	.696	23	16
Aaron Jones	2012	.593	27	16
6. Marty Jimmerson	1981	.714	21	15
7. Bubba Hicks	1975	.700	20	14
Aaron Jones	2013	.609	23	14
Connor Martin	2017	.833	18	15

FIELD GOALS ATTEMPTED

SEASON LEADERS

PLAYER	SEASON	FGM	PCT	FGA
1. Aaron Jones	2010	19	.704	27
Aaron Jones	2012	15	.593	27
3. Chris Callahan	2014	18	.692	26
4. Jeff Ireland	1991	11	.440	25
5. Jeff Ireland	1989	18	.750	24
6. Jarvis Van Dyke	1995	13	.565	23
Ryan Havens	2005	16	.696	23
Aaron Jones	2013	14	.609	23
9. Robert Bledsoe	1977	11	.500	22
10. Marty Jimmerson	1981	15	.714	21
-- Connor Martin	2017	15	.833	18

FIELD GOAL PERCENTAGE

CAREER LEADERS MINIMUM 8 MADE

PLAYER	SEASONS	FGM	FGA	PCT
1. Connor Martin	2016-current	15	18	.833
2. Terry Syler	1985-88	38	52	.731
3. Ryan Havens	2003-06	27	37	.730
4. Matt Bryant	1997-98	21	29	.724
5. Marty Jimmerson	1981-84	31	43	.721
6. Chris Callahan	2014-16	36	54	.667
Carl Choate	1961-62	8	12	.667
8. Kenny Webb	2001-04	18	28	.643
9. Aaron Jones	2010-13	59	94	.628
10. Bubba Hicks	1973-75	20	32	.625
11. Jarvis Van Dyke	1993-95	29	49	.592

SEASON LEADERS MINIMUM 7 MADE

PLAYER	SEASON	FGM	FGA	PCT
1. Connor Martin	2016-current	15	18	.833
2. Marty Jimmerson	1984	12	14	.857
3. Terry Syler	1985	11	13	.846
4. Mike Conratt	1970	8	10	.800
Matt Bryant	1998	12	15	.800
6. Ryan Havens	2006	11	14	.786
7. Robert Bledsoe	1979	13	17	.765
8. Jeff Ireland	1989	18	24	.750
9. Kenny Webb	2004	11	15	.733
10. Marty Jimmerson	1981	15	21	.714
11. Terry Syler	1986	12	17	.706

DEPTH CHART VS. TEXAS TECH

OFFENSE

WR	18 GAVIN HOLMES (5-11, 195, FR.) 34 Marques Jones (6-2, 200, So.)
IR	13 TONY NICHOLSON (5-10, 185, SO.) 6 Trevor White (5-7, 165, Jr.)
LT	76 MO PORTER (6-6, 310, SR.) 69 Josh Malin (6-5, 285, Jr.)
LG	55 XAVIER NEWMAN (6-3, 300, FR.) 56 Tyrae Simmons (6-4, 297, Sr.)
C	52 SAM TECKLENBURG (6-3, 296, SO.) 64 Ryan Miller (6-2, 295, Fr.)
RG	72 BLAKE BLACKMAR (6-5, 332, JR.) 63 Daniel Russell (6-1, 310, Sr.)
RT	77 PATRICK LAWRENCE (6-5, 300, JR.) 75 Eleasah Anderson (6-4, 300, Fr.)
TE	85 JORDAN FEUERBACHER (6-4, 271, SR.) 24 Ishmail Wainright (6-5, 260, Sr.)
WR	15 DENZEL MIMS (6-3, 197, SO.) 16 Jared Atkinson (6-3, 210, So.)
QB	12 CHARLIE BREWER (6-1, 190, FR.) 8 Zach Smith (6-3, 225, So.)
RB	22 TERENCE WILLIAMS (6-2, 195, JR.) 25 Trestan Ebner (6-0, 205, Fr.)

DEFENSE

END	52 GREG ROBERTS (6-5, 260, JR.) 33 DJ Artis (6-2, 220, Fr.)
NT	9 IRA LEWIS (6-3, 290, JR.) 93 James Lynch (6-4, 285, Fr.)
DT	90 TYRONE HUNT (6-4, 285, SO.) 99 Bravvion Roy (6-1, 320, So.)
RUSH	5 BRIAN NANCE (6-3, 250, SR.) 48 BJ Thompson (6-6, 220, Fr.)
WLB	24 JALEN PITRE (6-0, 200, FR.) 38 Jordan Williams (5-11, 220, So.)
MLB	1 TAYLOR YOUNG (5-9, 225, SR.) 32 Lenoy Jones, Jr. (5-11, 220, So.)
SLB	15 ERIC OGOR (5-10, 205, SO.) 28 Henry Black (6-0, 200, So.)
CB	31 HARRISON HAND (6-0, 190, FR.) 21 Blake Lynch (6-3, 205, So.)
SS	2 TAION SELLS (5-8, 185, SR.) 20 Rajah Preciado (5-10, 185, So.)
FS	27 VERKEDRIC VAUGHNS (5-9, 190, JR.) 12 Davion Hall (6-1, 210, Sr.)
CB	4 GRAYLAND ARNOLD (5-9, 190, SO.) 11 Jameson Houston (5-11, 190, So.)

SPECIAL TEAMS

FG	96 CONNOR MARTIN (5-9, 180, SO.) 95 Peter Webster (5-9, 160, So.)
KO	89 JAY SEDWICK (6-1, 180, FR.) 96 Connor Martin (5-9, 180, So.)
P	96 CONNOR MARTIN (5-9, 180, SO.) 95 Peter Webster (5-9, 160, So.)
KR	6 TREVOR WHITE (5-7, 165, JR.) 25 Trestan Ebner (6-0, 205, Fr.)
PR	13 TONY NICHOLSON (5-10, 185, SO.) 6 Trevor White (5-7, 165, Jr.)
LS	46 ROSS MATISCIK (6-0, 230, SO.)
SS	51 CHRIS LUTZEL (5-9, 205, SO.)
H	41 CLINT KELLY (6-1, 230, JR.) 46 Ross Maticcik (6-0, 230, So.)

CAREER STARTS

38	Taylor Young
26	K.J. Smith
22	Blake Blackmar, Patrick Lawrence
19	Chance Waz
16	Ira Lewis
15	Jordan Feuerbacher, Davion Hall
14	Chris Platt
13	Greg Roberts
12	Sam Tecklenburg
11	Terence Williams
10	Grayland Arnold, Clay Johnston, Denzel Mims, Zach Smith
9	Tyrone Hunt
8	Harrison Hand, Mo Porter, Taion Sells, Verkedric Vaughns
7	Blake Lynch, Brian Nance
6	Henry Black, Xavier Newman, Tony Nicholson
5	Jalen Pitre, Pooh Stricklin
4	Xavier Jones, John Lovett, Bravvion Roy, Deonte Williams
3	Gavin Holmes, Jamie Jacobs
2	DJ Artis, Kyle Boyd, Jameson Houston, Quan Jones, Ryan Miller, Eric Ogor
1	Charlie Brewer, Micheal Johnson, JaMycal Hasty, Lenoy Jones Jr, Marques Jones, Josh Malin, Jairon McVea, Chris Miller, Rob Saulin, RJ Sneed, BJ Thompson, Ish Wainright, Jordan Williams

CONSECUTIVE STARTS

22	Patrick Lawrence
21	Blake Blackmar
14	K.J. Smith
11	Taylor Young
9	Clay Johnston
8	Grayland Arnold

CAREER GAMES PLAYED

44	Taylor Young
43	Chance Waz
42	Davion Hall
40	K.J. Smith
36	Jordan Feuerbacher
35	Blake Blackmar, Pat Lawrence
34	Taion Sells
33	Tyler Jaynes, Verkedric Vaughns
32	Drew Galitz
30	Chris Platt
28	Greg Roberts
27	Ira Lewis, Terence Williams
25	Jayson Clements (18 at SFA)
24	Jamie Jacobs, Andrew Morris
22	Henry Black, Tyrone Hunt, Xavier Jones Josh Malin, Ross Maticcik, Mo Porter, Sam Tecklenburg, Jordan Williams
21	Clay Johnston, Chris Lutzel, Tony Nicholson
20	Kyle Boyd, Blake Lynch, Denzel Mims
19	Quan Jones, Jameson Houston
18	Jared Atkinson, Lenoy Jones Jr., Bravvion Roy, Zach Smith
17	Grayland Arnold, JaMycal Hasty
16	Chris Miller, Pooh Stricklin
15	Rajah Preciado, Wyatt Schrepfer
14	Trevor White
12	Micheal Johnson, Eric Ogor
11	Connor Martin
10	Tyrae Simmons
9	Trestan Ebner, Harrison Hand, Marques Jones, Clint Kelly, Xavier Newman, Jalen Pitre
8	Timarcus Davis, Gavin Holmes, John Lovett, James Lynch
7	Jairon McVea, Ryan Miller, RJ Sneed, Deonte Williams
6	Jarrod Koym, BJ Thompson, Ish Wainright
5	DJ Artis, Charlie Brewer
4	Chad Kelly, Obim Okeke, Daniel Russell, Rob Saulin, Jay Sedwick
3	Terrel Bernard, Dru Dixon, Preston Heard, Iain Hunter, Dalton Justice
1	Zack Bennema, Ezekiel Brown, Koby Bullard, Cody George, Will Jones, Russell Morrison, Blake Murphy, Thor Rodoni, Jim Threet, Peter Webster

PRONUNCIATION GUIDE

ELEASAH Anderson	ELLY-aye-suh	Henry KLINGE	Kling	Thor RODONI	RUH-dohn-ee
GRAYLAND Arnold	GRAY-lund	Josh MALIN	MAY-luhn	BRAVVION Roy	BRAY-vee-on
TERREL Bernard	TUH-rell	Ross MATISCIK	Mat-IZ-sick	TAION Sells	TAY-on
Trestan EBNER	EBB-nurr	JAIRON MCVEA	JARE-un MICK-vay	TYRAE Simmons	Ty-RAY
Jordan FEUERBACHER	FUR-bahk-uhr	XAVIER Newman	ex-AY-vee-uhr	ANU Solomon	AH-new
Jake FRUHMORGEN	froo-MOHR-gehn	CHIDI OGBONNAYA	CHEE-dee OH-bug-nye-uh	RALEIGH TEXADA	RAW-lee tuh-HAH-duh
Drew GALITZ	GAY-litz	Eric OGOR	OH-gor	VERKEDRIC Vaughns	vuhr-KED-rick
DAVION Hall	DAY-vee-on	OBIM OKEKE	OH-bim OH-key-key	Chance WAZ	WAHZ
MARQUES Jones	MAR-kuss	Jalen PITRE	PEE-tree		
XAVIER Jones	ex-AY-vee-uhr	RAJAH PRECIADO	RAW-shuh PREE-shee-ahdo		

2017 GAME RECAPS

OVERALL: 0-8 (HOME 0-5, ROAD 0-3, NEUTRAL 0-0) | BIG 12 CONFERENCE: 0-5 (HOME 0-3, ROAD 0-2, NEUTRAL 0-0)

LIBERTY 48, BAYLOR 45

MCLANE STADIUM • WACO, TEXAS

SEPT. 2, 2017 • ATTENDANCE: 45,784

Anu Solomon threw for 278 yards and three touchdowns, adding 97 yards on six rushes, but Baylor came up short, falling 48-45 to the Liberty Flames in the season opener.

Solomon was 14 of 29 on passing, connecting once with Denzel Mims and twice with Chris Platt. Platt finished with a team-high 102 yards on just three total receptions, while Mims tallied 85 on two catches.

Baylor's ground game stacked up 254 rushing yards and three touchdowns, with Solomon's efforts complemented by true freshman John Lovett and sophomore JaMycal Hasty.

Lovett had 89 yards rushing and two touchdowns, while Hasty finished with 56 yards rushing and one touchdown.

POSTGAME NOTES

- Solomon surpassed the 7,000-career passing yards milestone, throwing for 278 yards (14-29) vs. Liberty. His career total stands at (7,200).
- Junior Chris Platt scored a career-high-tying two touchdowns, surpassing the 100-yards receiving mark with 102 total yards for the second time in his career (114 vs. Oklahoma State on Sept. 24, 2016).
- Freshman Johnathan Lovett is Baylor's first true freshmen to rush for two touchdowns in a single game since quarterback Nick Florence vs. Kent State on Oct. 3, 2009.
- Freshman Harrison Hand led the Baylor defense with 11 tackles, including seven solo stops, in his debut.

SCORING SUMMARY

LIBERTY	6	11	17	14	--	48
BAYLOR	0	17	14	14	--	45

1st	11:27	LU	Probert, Alex 27 yd field goal
	02:35	LU	Probert, Alex 41 yd field goal
2nd	13:59	BU	Mims, Denzel 45 yd pass from Solomon, Anu (Martin, Connor kick)
	11:38	LU	Gandy-Golden, Antonio 40 yd pass from Calvert, Stephen (Lewis, M. rush)
	09:38	BU	Hasty, JaMycal 14 yd run (Martin, Connor kick)
	05:17	LU	Probert, Alex 33 yd field goal
	00:12	BU	Martin, Connor 39 yd field goal
3rd	13:53	LU	Turner, Chris 32 yd interception return (Probert, Alex kick)
	13:31	BU	Platt, Chris 20 yd pass from Solomon, Anu (Martin, Connor kick)
	05:48	LU	Probert, Alex 31 yd field goal
	05:37	BU	Platt, Chris 75 yd pass from Solomon, Anu (Martin, Connor kick)
	00:24	LU	Gandy-Golden, Antonio 13 yd pass from Calvert, Stephen (Probert, Alex kick)
4th	12:11	LU	Calvert, Stephen 8 yd run (Probert, Alex, kick)
	10:39	BU	Lovett, John 3 yd run (Martin, Connor kick)
	06:12	LU	Jones, Spencer 26 yd pass from Calvert, Stephen (Probert, Alex kick)
	05:00	BU	Lovett, John 34 yd run (Martin, Connor kick)

STATISTICS

TEAM STATS	LU	BU
FIRST DOWNS	31	22
RUSHES-YARDS (NET)	43-138	34-254
PASSING YDS (NET)	447	278
Passes Att-Comp-Int	60-44-0	30-14-2
TOTAL OFFENSE PLAYS-YARDS	103-585	64-532
Fumble Returns-Yards	0-0	0-0
Punt Returns-Yards	0-0	0-0
Kickoff Returns-Yards	2-44	3-53
Interception Returns-Yards	2-30	0-0
Punts (Number-Avg)	3-40.3	4-40.8
Fumbles-Lost	2-0	1-0
Penalties-Yards	8-95	7-61
Possession Time	38:16	21:44
Third-Down Conversions	15 of 24	4 of 12
Fourth-Down Conversions	2 of 2	2 of 2
Red-Zone Scores-Chances	6-6	3-3
Sacks By: Number-Yards	0-0	1-2

INDIVIDUAL STATISTICS

RUSHING: LU-MOSLEY, Carrington 28-122; HICKSON, Frankie 8-17; CALVERT, Stephen 6-0; TEAM 1-minus 1.

BU-Solomon, Anu 6-97; Lovett, John 14-89; Hasty, JaMycal 11-56; Platt, Chris 2-11; Dixon, Dru 1-1.

PASSING: LU-CALVERT, Stephen 44-60-0-447. BU-Solomon, Anu 14-29-1-278; Smith, Zach 0-1-1-0.

RECEIVING: LU-GANDY-GOLDEN, Antonio 13-192; KING, Damian 10-66; FITZGERALD, Marquis 6-47; REDDICK, Cephas 4-48; STUBBS, DJ 3-19; MOSLEY, Carrington 2-18; MATTHEWS, Kentory 2-4; JONES, Spencer 1-26; MCCONNELL, Lionell 1-12; KENNEDY, Thomas 1-9; FOUTZ, Zac 1-6. BU-Nicholson, Tony 5-28; Platt, Chris 3-102; Stricklin, Pooch 3-60; Mims, Denzel 2-85; Hasty, JaMycal 1-3.

INTERCEPTIONS: LU-TURNER, Chris 1-32; TILLMON, Brandon 1-minus 2. BU-None.

FUMBLES: LU-CALVERT, Stephen 1-0; KING, Damian 1-0. BU-Solomon, Anu 1-0.

SACKS (UA-A): LU-None. BU-Lewis, Ira 1-0.

TACKLES (UA-A): Liberty-PETERS, Jeremy 6-1; BROWN, Dia Vante 3-1; DAVIS, Rion 3-1; TILLMON, Brandon 3-1; WELLS, Juwan 2-2; JACKSON, Corbin 1-3; AVERY, Tolen 3-0; MATTHEWS, Malik 3-0; BENTON, Elijah 2-0; TURNER, Chris 2-0; RUSINS, Raifs 2-0; MCGINTY, Solomon 1-1; FAULK, Jimmy 1-1; MCKINNEY, Jaylyn 0-2; IRONS, Lucas 1-0; STOREY, Gregg 0-1. Baylor-Hand, Harrison 7-4; Vaughns, Verkedric 9-1; Young, Taylor 6-2; Pitre, Jalen 5-2; McVea, Jaiiron 6-0; Lewis, Ira 3-3; Johnston, Clay 3-3; WAZ, Chance 3-2; Lynch, Blake 4-0; Smith, K.J. 2-2; Roy, Bravvion 2-2; Roberts, Greg 3-0; Hunt, Tyrone 3-0; Blake, Jourdan 3-0; Nance, Brian 3-0; Williams, Jordan 2-1; Black, Henry 2-0; Miller, Chris 1-0; Johnson, Micheal 1-0; Lovett, John 1-0; Platt, Chris 1-0; Thompson, BJ 1-0; Jones, Xavier 0-1; Jacobs, Jamie 0-1.

UTSA 17, BAYLOR 10

MCLANE STADIUM • WACO, TEXAS

SEPT. 9, 2016 • ATTENDANCE: 41,923

True freshman John Lovett carried the load for the offense, pounding out 72 yards on the ground in a 17-10 loss for Baylor (0-2) to the UTSA Roadrunners (1-0).

Anu Solomon passed for 121 yards and a touchdown on 10 of 26 passing, connecting with Denzel Mims on the lone Baylor touchdown in the game.

Mims finished with 62 receiving yards on three receptions, followed closely behind by Chris Platt's 58 yards on four catches.

After the Bears struck first with the Solomon-Mims touchdown in the second quarter, 17 unanswered points by UTSA proved to be too much to overcome for BU.

POSTGAME NOTES

- Senior linebacker Taylor Young leads Baylor with 31 career starts. He closed the game with five total tackles and four solo stops.
- Freshman running back Johnathan Lovett has amassed 161 rushing yards in the first two games of the season, which is the sixth-best rushing start to a season at Baylor since 2000.
- Sophomore linebacker Clay Johnston recorded a new career-high in tackles in the first half alone with eight. He finished the game with 10 stops, including a career-best nine solo tackles.
- Junior wide receiver Chris Platt leads the Baylor receiving corps with a reception in eight consecutive games and in 14 of the last 15 contests.
- Junior defensive lineman Xavier Jones set a career-high with 1.5 sacks.
- Six of Baylor's seven touchdown scoring drives this season have occurred in 2:00 or less.

SCORING SUMMARY

UTSA	0	7	7	3	--	17
BAYLOR	0	7	0	3	--	10

2nd	08:33	BU	Mims, Denzel 20 yd pass from Solomon, Anu (Martin, Connor kick)
	00:27	UTSA	Stewart, Josh 7 yd pass from Sturm, Dalton (Falcon, Victor kick)
3rd	13:15	UTSA	Thomas Jr., Kerry 29 yd pass from Sturm, Dalton (Falcon, Victor kick)
4th	14:12	UTSA	Falcon, Victor 38 yd field goal
	02:40	BU	Martin, Connor 20 yd field goal

STATISTICS

TEAM STATS	UTSA	BU
FIRST DOWNS	20	14
RUSHES-YARDS (NET)	45-220	31-137
PASSING YDS (NET)	155	137
Passes Att-Comp-Int	20-15-0	27-11-1
TOTAL OFFENSE PLAYS-YARDS	65-375	58-274
Fumble Returns-Yards	0-0	0-0
Punt Returns-Yards	1-1	1-1
Kickoff Returns-Yards	2-25	2-31
Interception Returns-Yards	1-2	0-0
Punts (Number-Avg)	5-40.0	6-42.3
Fumbles-Lost	1-1	2-0
Penalties-Yards	10-75	10-98
Possession Time	38:52	21:08
Third-Down Conversions	7 of 16	2 of 11
Fourth-Down Conversions	0 of 1	1 of 3
Red-Zone Scores-Chances	1-1	2-3
Sacks By: Number-Yards	4-22	3-16

INDIVIDUAL STATISTICS

RUSHING: UTSA-Jalen Rhodes 20-103; Dalton Sturm 12-98; Tyrell Clay 9-25; Brett Winnegan 1-minus 2; Team 3-minus 4. BU-Lovett, John 18-72; Nicholson, Tony 1-31; Platt, Chris 1-26; Solomon, Anu 10-9; TEAM 1-minus 1.

PASSING: UTSA-Dalton Sturm 15-20-0-155. BU-Solomon, Anu 10-26-1-121; Smith, Zach 1-1-0-16.

RECEIVING: UTSA-Josh Stewart 5-54; Kerry Thomas Jr. 4-59; Dannon Cavit 2-25; Greg Campbell Jr. 2-13; Brady Jones 1-3; Jalen Rhodes 1-1. BU-Platt, Chris 4-58; Mims, Denzel 3-62; Lovett, John 3-10; Nicholson, Tony 1-7.

INTERCEPTIONS: UTSA-Nate Gaines 1-2. BU-None.

FUMBLES: UTSA-Matt Guidry 1-1. BU-Solomon, Anu 2-0.

SACKS (UA-A): UTSA-Eric Banks 1-0; Marcus Davenport 1-0; La'Kel Bass 0-1; Josiah Tauaefa 0-1; Kevin Strong Jr. 1-0. BU-Jones, Xavier 1-1; Ogor, Eric 1-0; Lewis, Ira 0-1.

TACKLES (UA-A): UTSA-Carl Austin III 4-2; C.J. Levine 2-3; Devron Davis 4-0; Darryl Godfrey 2-2; Eric Banks 3-0; Marcus Davenport 2-1; La'Kel Bass 2-1; Nate Gaines 2-0; Brennan Johnson 2-0; Andrew Martel 1-1; Austin Jue 1-1; Josiah Tauaefa 1-1; Javontavius Mosley 0-2; Les Maruo 1-0; Blaze Moorhead 1-0; Kevin Strong Jr. 1-0; Jarrod Carter-McLin 0-1; King Newton 0-1; Dannon Cavit 0-1; DeQuarius Henry 0-1. BU-Johnston, Clay 9-1; Miller, Chris 5-1; Young, Taylor 4-1; Williams, Deonte 4-0; Houston, Jameson 4-0; Hall, Davion 4-0; Lynch, Blake 2-2; Pitre, Jalen 3-0; Lewis, Ira 2-1; Jones, Xavier 2-1; Hand, Harrison 2-0; Black, Henry 1-1; Blake, Jourdan 1-1; Ogor, Eric 1-1; Vaughns, Verkedric 1-0; McVea, Jaiiron 1-0; Johnson, Micheal 1-0; Roy, Bravvion 1-0; Solomon, Anu 1-0; Williams, Jordan 0-1; Lynch, James 0-1.

2017 GAME RECAPS

OVERALL: 0-8 (HOME 0-5, ROAD 0-3, NEUTRAL 0-0) | BIG 12 CONFERENCE: 0-5 (HOME 0-3, ROAD 0-2, NEUTRAL 0-0)

DUKE 34, BAYLOR 20

WALLACE WADE STADIUM • DURHAM, N.C.

SEPT. 16, 2017 • ATTENDANCE: 26,714

Zach Smith made his first start of the 2017 season, throwing for 263 yards and three touchdowns, but Baylor (0-3) couldn't overcome its four turnovers, falling 34-20 to the Duke Blue Devils (3-0).

The big-play potential for the Bears was on full display, with Smith connecting with Denzel Mims on a 44-yard touchdown and Chris Platt on 73- and 79-yard scoring bombs.

Platt totaled 148 yards and two touchdowns on just four receptions.

Baylor's defense continued making strides, piling up five sacks, two turnovers, and holding Duke to just 4 for 18 on third-down conversions.

In the closing seconds of the third quarter, Platt's second touchdown of the game brought BU back to within four entering the fourth. Duke went on to score 10 unanswered points, halting the BU comeback bid.

POSTGAME NOTES

• Baylor held Duke to 4-of-18 on third-down conversions. Duke entered the game ranked 8th nationally going 21-of-36 on third-down conversions.

• Baylor forced its first turnover under Rhule on a fumble recovery by Deonte Williams in the first quarter.

• QB Zach Smith, who started for the first time this season, made his fifth career start and has thrown for at least 200 yards and 2 TDs in every start

• WR Chris Platt had a career-high 148 receiving yards for his second career 100-yard receiving game.

• WR Platt caught a 73-yard TD pass and 79-yard TD pass for his third and fourth TD catches of the season and second and third TD catches of 70 or more yards. He has nine career TD catches and four TDs of more than 70 yards.

• Underclassmen have accounted for 64% (157 of 245) of Baylor's tackles through three games. Underclassmen had 63 of 89 tackles (71%) at Duke.

SCORING SUMMARY

BAYLOR	7	0	13	0	--	20
DUKE	7	7	10	10	--	34

1st 14:28	BU	Mims, Denzel 44 yd pass from Smith, Zach (Martin, Connor kick)
13:36	DU	Wilson, Shaun 50 yd run (Parker, Austin kick)
2nd 14:21	DU	Brown, Brittain 34 yd run (Parker, Austin kick)
3rd 12:12	DU	Wilson, Shaun 65 yd run (Parker, Austin kick)
11:30	BU	Platt, Chris 73 yd pass from Smith, Zach (Martin, Connor kick)
05:09	DU	Parker, Austin 45 yd field goal
00:05	BU	Platt, Chris 79 yd pass from Smith, Zach (Martin, Connor kick failed)
4th 11:31	DU	Humphreys, Ben 22 yd interception return (Parker, Austin kick)
04:57	DU	Parker, Austin 26 yd field goal

STATISTICS

TEAM STATS	BU	DU
FIRST DOWNS	9	24
RUSHES-YARDS (NET)	27-57	51-246
PASSING YDS (NET)	263	184
Passes Att-Comp-Int	34-12-3	35-20-1
TOTAL OFFENSE PLAYS-YARDS	61-320	86-430
Fumble Returns-Yards	0-0	0-0
Punt Returns-Yards	0-0	3--12
Kickoff Returns-Yards	1-13	3-63
Interception Returns-Yards	1-0	3-49
Punts (Number-Avg)	7-51.4	8-40.9
Fumbles-Lost	2-1	2-1
Penalties-Yards	11-100	5-54
Possession Time	21:03	38:57
Third-Down Conversions	1 of 12	4 of 18
Fourth-Down Conversions	0 of 3	2 of 2
Red-Zone Scores-Chances	0-0	2-4
Sacks By: Number-Yards	5-36	3-24

INDIVIDUAL STATISTICS

RUSHING: Baylor-Dixon,Dru 9-28; Lovett,John 9-21; Smith,Zach 7-10; Platt,Chris 1-minus 1; Lynch,Blake 1-minus 1. Duke-Wilson, S 18-176; Brown, B 18-86; Harris, Q 2-2; TEAM 2-minus 4; Jones, D 11-minus 14.

PASSING: Baylor-Smith,Zach 12-34-3-263. Duke-Jones, D 20-35-1-184.

RECEIVING: Baylor-Platt,Chris 4-148; Nicholson,Tony 3-29; Mims,Denzel 2-67; Sneed,R.J. 1-11; Ebner,Trestan 1-6; Stricklin,Pooh 1-2. Duke-Wilson, S 5-33; Brown, B 4-71; Rahming, T.J. 4-28; Lloyd, J 3-26; Taylor, C 1-8; Koppenhaver, D 1-8; Chambers, Q 1-7; Bracey, S 1-3.

INTERCEPTIONS: Baylor-Black, Henry 1-0. Duke-Humphreys, B 1-22; McDuffie, J 1-17; Giles-Harris, J 1-10.

FUMBLES: Baylor-Smith,Zach 2-1. Duke-Wilson, S 1-1; Jones, D 1-0.

SACKS (UA-A): Baylor-Nance,Brian 2-0; Johnston,Clay 1-0; Ogor,Eric 1-0; Lewis,Ira 1-0. Duke-Ramsay, M 1-0; Carter II, M 1-0; McSwain, T 1-0.

TACKLES (UA-A): Baylor-Johnston,Clay 6-7; Roy,Bravvion 3-5; Hand,Harrison 7-0; Williams,Jordan 3-3; Hall,Davion 3-3; Nance,Brian 4-1; Lewis,Ira 4-1; Miller,Chris 1-4; Ogor,Eric 4-0; Pitre,Jalen 4-0; Preciado,Rajah 2-1; Young,Taylor 2-1; Hunt,Tyrone 1-2; Williams,Deonte 0-3; Roberts,Greg 1-1; McVea,Jairon 1-1; Lynch,Blake 1-1; Vaughns,Verkedick 0-2; Maticcik,Ross 1-0; Blackmar,Blake 1-0; Davis,Timarcus 1-0; Jacobs,Jamie 1-0; Jones,Xavier 0-1; Houston,Jameson 0-1. Duke-Giles-Harris, J 6-6; Humphreys, B 4-2; Ramsay, M 4-1; Fields Jr., B 3-0; McDuffie, J 2-1; Hayes, J 1-2; Saxton II, A 1-2; Hornbuckle, T 0-2; Dimukeje, V 0-2; Gilbert, M 1-0; McSwain, T 1-0; Jordan, D 1-0; Tangelo, D 1-0; Feamster, B 1-0; Carter II, M 1-0.

#3 OKLAHOMA 49, BAYLOR 41

MCLANE STADIUM • WACO, TEXAS

SEPT. 23, 2017 • ATTENDANCE: 43,573

Baylor (0-4) found its stride on offense, putting up record numbers in the passing game, but ultimately falling to the third-ranked Sooners (4-0), 49-41.

QB Zach Smith making his second start for the Bears, threw for a career-high 463 yards and four touchdowns, going 33-for-55 with zero interceptions.

Smith's primary target was WR Denzel Mims, with the duo connecting on 11 receptions for 192 yards and three touchdowns.

Baylor's upset bid peaked in the third quarter when the Bears took a 31-28 lead. After a 21-point swing for the Sooners, BU took 10 points back, trailing by eight and driving in the fourth quarter.

The drive was cut short by a fumble forced on a sack by the Sooners, leaving the Bears one score down.

POSTGAME NOTES

• QB Zach Smith tallied his third career 300-yard passing game with career-high 463 yards, the fourth-most single-game yards in program history and 18th 400-yard effort by a BU QB.

• WR Denzel Mims posted his first career 100-yard receiving game with career highs in yards (192), catches (11) and TDs (3)

• LB Taylor Young (14.5 career sacks) jumped from No. 9 to No. 4 on Baylor's career sacks list with two sacks.

• K Connor Martin made a career-high four field goals, including career-long 41-yarder and 46-yarder, along with three PATs for career-high 15 points.

SCORING SUMMARY

OKLAHOMA	21	7	7	14	--	49
BAYLOR	7	10	14	10	--	41

1st 14:08	OU	Andrews, Mark 24 yd pass from Mayfield, Baker (Seibert, Austin kick)
07:55	OU	Flowers, D. 52 yd pass from Mayfield, Baker (Seibert, Austin kick)
00:25	BU	Mims,Denzel 19 yd pass from Smith,Zach (Martin,Connor kick)
00:05	OU	Adams, Abdul 99 yd run (Seibert, Austin kick)
2nd 12:39	BU	Martin,Connor 32 yd field goal
10:06	OU	Flowers, D. 3 yd run (Seibert, Austin kick)
08:48	BU	Mims,Denzel 71 yd pass from Smith,Zach (Martin,Connor kick)
3rd 14:15	BU	Platt,Chris 72 yd pass from Smith,Zach (Nicholson,Tony pass from Smith,Zach)
08:22	BU	Martin,Connor 41 yd field goal
02:45	BU	Martin,Connor 46 yd field goal
00:55	OU	Badet, Jeff 48 yd pass from Mayfield, Baker (Seibert, Austin kick)
4th 10:31	OU	Sermon, Trey 34 yd run (Seibert, Austin kick)
08:55	OU	Sermon, Trey 9 yd run (Seibert, Austin kick)
07:04	BU	Martin,Connor 36 yd field goal
01:41	BU	Mims,Denzel 6 yd pass from Smith,Zach (Martin,Connor kick)

STATISTICS

TEAM STATS	OU	BU
FIRST DOWNS	20	22
RUSHES-YARDS (NET)	40-342	35-60
PASSING YDS (NET)	283	463
Passes Att-Comp-Int	19-13-0	50-33-0
TOTAL OFFENSE PLAYS-YARDS	59-625	85-523
Fumble Returns-Yards	0-0	0-0
Punt Returns-Yards	1-2	2-47
Kickoff Returns-Yards	6-155	0-0
Interception Returns-Yards	0-0	0-0
Punts (Number-Avg)	5-46.6	4-43.2
Fumbles-Lost	2-1	2-1
Penalties-Yards	10-105	6-29
Possession Time	28:53	31:07
Third-Down Conversions	4 of 10	9 of 21
Fourth-Down Conversions	0 of 0	2 of 2
Red-Zone Scores-Chances	2-2	4-5
Sacks By: Number-Yards	3-25	2-15

INDIVIDUAL STATISTICS

RUSHING: OU-Adams, Abdul 11-164; Sermon, Trey 12-148; Mayfield, Baker 8-30; Sutton, M. 5-3; Flowers, D. 1-3; TEAM 3-minus 6. BU-Lovett,John 13-44; Williams, Ter. 11-26; Atkinson, Jared 1-7; Nicholson, Tony 1-4; Ebner, Trestan 1-4; TEAM 1-minus 2; Smith, Zach 7-minus 23.

PASSING: OU-Mayfield, Baker 13-19-0-283. BU-Smith, Zach 33-50-0-463.

RECEIVING: OU-Andrews, Mark 3-72; Lamb, CeeDee 3-68; Brown, Marquise 3-27; Badet, Jeff 2-57; Flowers, D. 1-52; Adams, Abdul 1-7. BU-Mims,Denzel 11-192; Nicholson,Tony 7-74; Stricklin,Pooh 6-85; Platt,Chris 5-93; Sneed,R.J. 2-10; Ebner,Trestan 1-7; Lovett,John 1-2.

INTERCEPTIONS: OU-None. BU-None.

FUMBLES: OU-Brown, Marquise 1-1; Badet, Jeff 1-0. Baylor-Nicholson,Tony 1-0; Smith,Zach 1-1.

SACKS (UA-A): OU-Ward, DJ 0-2; Mann, Kenneth 1-1; Gallimore, N. 0-1; Okoronkwo, O. 1-0. BU-Young,Taylor 2-0.

TACKLES (UA-A): OU-Murray, Kenneth 8-0; Beal, Emmanuel 6-2; Okoronkwo, O. 5-1; Thomas, Jordan 5-1; Overton, M. 4-2; Parker, Steven 4-1; Kelly, Caleb 4-1; Mann, Kenneth 2-3; Motley, Parnell 3-1; Ward, DJ 2-2; Houghton, K. 2-1; Norwood, Tre 2-0; Gallimore, N. 1-1; Brown, Tre 1-0; Sylvie, Chanson 1-0; Bolton, Curtis 1-0. BU-Johnston,Clay 7-0; Young,Taylor 5-2; Sells,Taion 5-1; Arnold,Grayland 3-0; Hunt,Tyrone 2-1; Miller,Chris 2-1; Vaughns,V. 2-0; Hand,Harrison 2-0; Pitre,Jalen 2-0; Roy,Bravvion 1-1; Jones,Marques 1-1; Black,Henry 1-1; Nance,Brian 1-0; Platt,Chris 1-0; Gal-itz,Drew 1-0; Jacobs,Jamie 1-0; McVea,Jairon 1-0; Hall,Davion 0-1; Roberts,Greg 0-1; Lewis,Ira 0-1; Davis,Timarcus 0-1; Williams,Deonte 0-1; Jones,Xavier 0-1.

2017 GAME RECAPS

OVERALL: 0-8 (HOME 0-5, ROAD 0-3, NEUTRAL 0-0) | BIG 12 CONFERENCE: 0-5 (HOME 0-3, ROAD 0-2, NEUTRAL 0-0)

KANSAS STATE 33, BAYLOR 20

BILL SNYDER FAMILY STADIUM • MANHATTAN, KAN.

SEPT. 30, 2017 • ATTENDANCE: 52,293

Baylor (0-5) outgained the K-State offense, 375-344, but the 225 rushing yards gained by the Wildcats proved to be the difference maker in a 33-20 win for Kansas State (3-1).

Zach Smith made his third start of the season and worked an efficient game, going 26-for-44 with 291 yards and a touchdown.

After digging into a 17-3 deficit going into the half, Baylor was driving with a chance to tie in the closing minute of the third quarter, but a high snap over the head of Zach Smith resulted in a turnover, icing the Bears' comeback attempt.

POSTGAME NOTES

- Of Baylor's 110 starters through five games, 51 have been freshmen or sophomores, including 13-of-22 (six offense, seven defense) at Kansas State.

- Baylor has scored in a school-record 130 straight games — the previous school record was 89 games from Dec. 31, 1979 - Oct. 23, 1987.

- Baylor had 30:53 time of possession, the first time the Bears won the TOP battle vs. Kansas State since 2010.

- QB Zach Smith had one pass of 60 or more yards and one of 70 or more yards. He entered the game ranked tied for first in FBS with four passes of 60 or more and four of 70 or more yards.

- WR Denzel Mims has had at least one TD catch in each of the first five games this season (Corey Coleman had one or more in the first eight games in 2015).

- WR Pooh Stricklin had his career-first 100-yard receiving game with a career-high 102 receiving yards on a career-high 9 receptions.

SCORING SUMMARY

BAYLOR	3	0	10	7	--	20
KANSAS STATE	7	13	0	13	--	33

1st 13:17	KS	Zuber, Isaiah 16 yd pass from Ertz, Jesse (McCrane, Matthew kick)
06:01	BU	Martin, Connor 38 yd field goal
2nd 14:13	KS	McCrane, Matthew 37 yd field goal
06:35	KS	Dimel, Winston 1 yd run (McCrane, Matthew kick)
00:04	KS	McCrane, Matthew 21 yd field goal
3rd 07:45	BU	Martin, Connor 27 yd field goal
03:31	BU	Lovett, John 74 yd run (Martin, Connor kick)
4th 14:52	KS	Ertz, Jesse 15 yd run (McCrane, Matthew kick)
13:07	BU	Mims, Denzel 70 yd pass from Smith, Zach (Martin, Connor kick)
08:06	KS	McCrane, Matthew 49 yd field goal
04:57	KS	McCrane, Matthew 23 yd field goal

STATISTICS

TEAM STATS	BU	KS
FIRST DOWNS	18	19
RUSHES-YARDS (NET)	27-84	43-225
PASSING YDS (NET)	291	119
Passes Att-Comp-Int	44-26-1	17-7-0
TOTAL OFFENSE PLAYS-YARDS	71-375	60-344
Fumble Returns-Yards	0-0	0-0
Punt Returns-Yards	1-3	2-45
Kickoff Returns-Yards	5-56	3-71
Interception Returns-Yards	0-0	1-2
Punts (Number-Avg)	3-42.0	3-48.3
Fumbles-Lost	2-1	2-1
Penalties-Yards	10-60	6-45
Possession Time	30:53	29:07
Third-Down Conversions	5 of 15	4 of 11
Fourth-Down Conversions	2 of 3	0 of 0
Red-Zone Scores-Chances	2-3	6-6
Sacks By: Number-Yards	0-0	3-19

INDIVIDUAL STATISTICS

RUSHING: Baylor-Lovett, John 7-95; Williams, Terence 11-27; Nicholson, Tony 2-6; Martin, Connor 2-5; Brewer, Charlie 1-minus 1; Smith, Zach 3-minus 19; TEAM 1-minus 29. Kansas State-Ertz, Jesse 12-95; Barnes, Alex 13-80; Delton, Alex 3-23; Silmon, Justin 6-16; Warmack, Dalvin 3-8; Dimel, Winston 4-8; TM 2-minus 5.

PASSING: Baylor-Smith, Zach 26-44-1-291. Kansas State-Ertz, Jesse 7-17-0-119.

RECEIVING: Baylor-Stricklin, Pooh 9-102; Mims, Denzel 7-127; Nicholson, Tony 5-24; Williams, Terence 2-15; Ebner, Trestan 2-10; Sneed, R.J. 1-13. Kansas State-Zuber, Isaiah 4-79; Dimel, Winston 1-21; Schoen, Dalton 1-10; Warmack, Dalvin 1-9.

INTERCEPTIONS: Baylor-None. Kansas State-Adams, Kendall 1-2.

FUMBLES: Baylor-TEAM 1-1; Martin, Connor 1-0. Kansas State-Reed, D.J. 2-1.

SACKS (UA-A): Baylor-None. Kansas State-Geary, Will 2-0; Clark, Davis 1-0.

TACKLES (UA-A): Baylor-Ogor, Eric 5-2; Johnston, Clay 4-3; Vaughns, Verkedric 4-1; Hall, Davion 2-3; Lynch, Blake 3-1; Pitre, Jalen 2-2; Sells, Taion 1-2; Nance, Brian 1-2; Hand, Harrison 1-1; Black, Henry 1-1; Williams, Deonte 1-1; Young, Taylor 1-1; Lewis, Ira 0-2; Preciado, Rajah 1-0; Hunt, Tyrone 1-0; Davis, Timarcus 1-0; Maticsk, Ross 1-0; Williams, Jordan 1-0; Roy, Bravion 0-1; Jacobs, Jamie 0-1. Kansas State-Adams, Kendall 6-2; Reed, D.J. 6-1; Kirby, Jayd 4-3; Wood, Tanner 3-3; Shelley, Duke 5-0; Tanking, Trent 4-1; Goolsby, Denzel 3-0; Geary, Will 3-0; Ball, Kyle 2-0; Walker, Reggie 1-1; Sullivan, E. 1-1; Clark, Davis 1-1; Neil Jr., W. 0-2; Parker, AJ 1-0; Durham, J. 1-0; Burns, Tyler 1-0; Walker, Eli 0-1; Rudzik, Ian 0-1; Barry, Brogan 0-1; Moore, Colby 0-1; Moore, Cre 0-1.

#14 OKLAHOMA STATE 59, BAYLOR 16

BOONE PICKENS STADIUM • STILLWATER, OKLA.

OCT. 14, 2017 • ATTENDANCE: 56,790

Baylor (0-6) pounded out 219 yards on the ground, but three turnovers and a slow week in the passing game failed to keep up with the high-powered Oklahoma State (5-1) offense, falling 59-16 to the Cowboys.

After a decisive opening drive for the Bears to take a 7-0 lead, the Baylor defense made a stop and recovered a fumble in OSU territory with great field position. A stripped sack turnover gave the ball back to the Cowboys, who outscored the Bears 35-3 in the remainder of the first half.

POSTGAME NOTES

- 15 of Baylor's 18 touchdown-scoring drives and 18 of 31 scoring drives this season have lasted two minutes or less. BU has scored in 48 seconds or less on eight of those drives.

- Baylor had 4.0 TFLs. BU entered the game leading the Big 12 and now has 41.0 TFLs on the season.

- Baylor's offense scored seven points in the first quarter, marking just the 20th point given up by Oklahoma State in the first quarter (OSU 80-20 first quarter edge).

- QB Zach Smith, who started for the fourth time this season, made his eighth career start. This was the first start when he didn't throw for at least 200 yards and a touchdown.

- LB Taylor Young (199 career solo tackles) moved into a tie for 7th place with Rodney Smith (1996-99) on Baylor's career solo tackles list.

- RB Terence Williams rushed for 95 yards, tying the most in a game by a Baylor running back this season.

SCORING SUMMARY

BAYLOR	7	3	6	0	--	16
OKLAHOMA STATE	7	28	10	14	--	59

1st 08:23	BU	Ebner, Trestan 0 yd fumble recovery (Martin, Connor kick)
03:06	OSU	Ateman, Marcell 38 yd pass from Rudolph, Mason (Ammendola, Matt kick)
2nd 14:44	OSU	McCleskey, Jalen 25 yd pass from Rudolph, Mason (Ammendola, Matt kick)
09:18	BU	Martin, Connor 38 yd field goal
08:43	OSU	Hill, Justice 79 yd run (Ammendola, Matt kick)
05:14	OSU	Rudolph, Mason 1 yd run (Ammendola, Matt kick)
00:37	OSU	King, J.D. 1 yd run (Ammendola, Matt kick)
3rd 11:47	BU	Martin, Connor 40 yd field goal
09:24	OSU	Ammendola, Matt 40 yd field goal
06:56	BU	Martin, Connor 29 yd field goal
06:24	OSU	Washington, J. 68 yd pass from Rudolph, Mason (Ammendola, Matt kick)
4th 14:55	OSU	Washington, J. 2 yd run (Ammendola, Matt kick)
10:37	OSU	Cornelius, T. 40 yd run (Ammendola, Matt kick)

STATISTICS

TEAM STATS	BU	OSU
FIRST DOWNS	22	29
RUSHES-YARDS (NET)	46-219	38-276
PASSING YDS (NET)	168	471
Passes Att-Comp-Int	36-14-2	33-20-0
TOTAL OFFENSE PLAYS-YARDS	82-387	71-747
Fumble Returns-Yards	0-0	0-0
Punt Returns-Yards	0-0	2-0
Kickoff Returns-Yards	6-85	3-62
Interception Returns-Yards	0-0	2-15
Punts (Number-Avg)	5-46.0	1-54.0
Fumbles-Lost	3-1	2-2
Penalties-Yards	5-39	5-40
Possession Time	35:39	24:21
Third-Down Conversions	7 of 18	5 of 9
Fourth-Down Conversions	0 of 2	1 of 2
Red-Zone Scores-Chances	3-3	4-4
Sacks By: Number-Yards	0-0	1-8

INDIVIDUAL STATISTICS

RUSHING: Baylor-Williams, Terence 10-95; Lovett, John 11-62; Ebner, Trestan 9-37; Brewer, Charlie 5-21; Hasty, Ja'Myca 6-15; Smith, Zach 4-minus 5; Mims, Denzel 1-minus 6. Oklahoma State-Hill, Justice 14-117; Cornelius, T. 3-66; King, J.D. 9-47; Brown, LD 2-19; Wilson, Ja'Ron 6-14; Rudolph, Mason 3-11; Washington, J. 1-2.

PASSING: Baylor-Smith, Zach 11-28-1-127; Brewer, Charlie 3-7-1-41; Nicholson, Tony 0-1-0-0. Oklahoma State-Rudolph, Mason 19-31-0-459; Cornelius, T. 1-2-0-12.

RECEIVING: Baylor-Nicholson, Tony 4-57; Stricklin, Pooh 3-41; Feuerbacher, Jordan 2-25; Mims, Denzel 2-20;

Holmes, Gavin 1-12; Jaynes, Tyler 1-12; Lovett, John 1-1. Oklahoma State-Washington, J. 6-235; Ateman, Marcell 4-119; McCleskey, Jalen 4-49; Johnson, Tyron 3-39; Alexander, T. 1-12; Lacy, Chris 1-10; Hill, Justice 1-7.

INTERCEPTIONS: Baylor-None. Oklahoma State-Akem, Gyasi 1-15; Mwaniki, Thabo 1-0.

FUMBLES: Baylor-Smith, Zach 2-1; Williams, Terence 1-0. Oklahoma State-McCleskey, Jalen 1-1; Washington, J. 1-1.

SACKS (UA-A): Baylor-None. Oklahoma State-Phillips, Justin 1-0.

TACKLES (UA-A): Baylor-Young, Taylor 5-2; Jones Jr., Lenoy 4-1; Hand, Harrison 4-0; Hall, Davion 3-0; Waz, Chance 3-0; Lynch, Blake 3-0; Roy, Bravion 3-0; Lewis, Ira 2-1; Arnold, Grayland 2-1; Sneed, R.J. 2-0; Roberts, Greg 2-0; Ogor, Eric 2-0; Williams, Jordan 2-0; Vaughns, Verkedric 1-1; Pitre, Jalen 1-1; Thompson, BJ 1-1; Johnston, Clay 0-2; Sedwick, Jay 1-0; Lynch, James 1-0; Lovett, John 1-0; Sells, Taion 1-0; Preciado, Rajah 1-0; Hunt, Tyrone 1-0; Miller, Chris 0-1; Davis, Timarcus 0-1. Oklahoma State-Brailford, J. 1-6; Phillips, Justin 5-1; Flowers, Tre 3-3; Green, A.J. 4-1; Whitener, Chad 3-2; Williams, R. 3-2; Bundage, Calvin 3-0; Richards, Ramon 3-0; Mwaniki, Thabo 2-1; Edison-McGruder 2-1; Harper, Devin 2-0; Ogbongbemiga 2-0; Tucker, Kirk 2-0; Akem, Gyasi 2-0; Osborne, D. 1-1; Kearse, Malik 1-0; Cook, Chance 1-0; Walterscheid 1-0; Grant, Triston 1-0; Murray, Cameron 1-0; Morrow, Jerel 1-0; Carter, Trey 1-0; Balous, Bryce 1-0; Curry, Darius 1-0; McCleskey, Jalen 1-0; Webber, Tralund 0-1; Daniels, Darrion 0-1.

2017 GAME RECAPS

OVERALL: 0-8 (HOME 0-5, ROAD 0-3, NEUTRAL 0-0) | BIG 12 CONFERENCE: 0-5 (HOME 0-3, ROAD 0-2, NEUTRAL 0-0)

#23 WEST VIRGINIA 38, BAYLOR 36

MCLANE STADIUM • WACO, TEXAS

OCT. 21, 2017 • ATTENDANCE: 45,389

Baylor (0-7) nearly pulled off some homecoming magic, but a failed two-point conversion to tie the game in the closing minute left the Bears on the short end of a 38-36 loss to No. 23 West Virginia (5-2).

Rallying for 23 unanswered points in the fourth quarter, the late push for the Bears was led by true freshman QB **Charlie Brewer**, who checked in on the final play of the third quarter. Brewer composed four scoring drives for BU, passing for two touchdowns in the quarter.

Trailing by eight with just under five minutes left, the Bears drove 86 yards when Brewer found fellow true freshman RB **Trestan Ebner** for a nine-yard TD. On the ensuing two-point attempt, Brewer was tracked down by the Mountaineer defense, sacking the upset hopes for the Baylor squad.

POSTGAME NOTES

- In the fourth quarter, Baylor's defense allowed no points, one first down, 11 rushing yards, zero passing yards, forced two punts and recovered an onside kick.
- In the fourth quarter, Baylor's offense scored 23 points, gained 13 first downs, 121 rushing yards, 109 passing yards and had no punts.
- Baylor has had 17 true freshmen appear in a game in 2017, the fourth most in FBS.
- RB Trestan Ebner set career highs with five catches for 109 yards and had three rushes for a career-high 54 yards with both a rushing and receiving TD -- career firsts.
- QB Charlie Brewer set career highs with 13 passes, eight completions, 109 yards and two TDs while also rushing a career-high 10 times for a career-best 48 yards.
- LB Taylor Young (202 career solo tackles) tied for sixth with Bryce Hager on Baylor's career solo tackles list and moved into fifth on Baylor's career TFLs list with 35.0 in his collegiate career.

SCORING SUMMARY

BAYLOR	3	0	10	7	--	20
KANSAS STATE	7	13	0	13	--	33
1st	07:03	WVU	Molina, Mike	27 yd field goal		
	00:29	WVU	Sills V, David	35 yd pass from Grier, Will (Molina, Mike kick)		
2nd	10:36	BU	Martin, Connor	23 yd field goal		
	04:08	BU	Martin, Connor	42 yd field goal		
	00:01	WVU	Sills V, David	16 yd pass from Grier, Will (Molina, Mike kick)		
3rd	14:42	WVU	Sills V, David	53 yd pass from Grier, Will (Molina, Mike kick)		
	07:39	BU	Lovett, John	7 yd run (Martin, Connor kick)		
	06:00	WVU	Simms, Marcus	40 yd pass from Grier, Will (Molina, Mike kick)		
	02:47	WVU	White, Ka'Rau	6 yd pass from Grier, Will (Molina, Mike kick)		
4th	14:31	BU	Ebner, Trestan	52 yd pass from Brewer, Charlie (Martin, Connor kick)		
	13:50	BU	Ebner, Trestan	40 yd run (Martin, Connor kick)		
	06:07	BU	Martin, Connor	23 yd field goal		
	00:17	BU	Ebner, Trestan	9 yd pass from Brewer, Charlie (Brewer, Charlie pass failed)		

STATISTICS

TEAM STATS	WVU	BU
FIRST DOWNS	23	30
RUSHES-YARDS (NET)	29-118	42-127
PASSING YDS (NET)	375	370
Passes Att-Comp-Int	37-26-0	40-24-0
TOTAL OFFENSE PLAYS-YARDS	66-493	82-497
Fumble Returns-Yards	0-0	0-0
Punt Returns-Yards	2-0	2-4
Kickoff Returns-Yards	4-125	5-97
Interception Returns-Yards	0-0	0-0
Punts (Number-Avg)	6-38.2	4-45.8
Fumbles-Lost	0-0	1-0
Penalties-Yards	11-134	6-20
Possession Time	23:11	36:49
Third-Down Conversions	4 of 11	3 of 15
Fourth-Down Conversions	0 of 0	3 of 5
Red-Zone Scores-Chances	3-3	4-4
Sacks By: Number-Yards	6-54	1-10

INDIVIDUAL STATISTICS

RUSHING: West Virginia-McKoy, Kennedy 7-55; Crawford, Justin 10-30; Bush, Tevin 1-16; Pettaway, Martell 4-16; Wellman, Elijah 2-9; TEAM 1-minus 2; Grier, Will 4-minus 6. Baylor-Ebner, Trestan 3-54; Brewer, Charlie 10-48; Hasty, Ja'Mycal 10-40; Lovett, John 7-20; Williams, Terence 7-7; Smith, Zach 5-minus 42.

PASSING: West Virginia-Grier, Will 26-37-0-375. Baylor-Smith, Zach 16-27-0-261; Brewer, Charlie 8-13-0-109.

RECEIVING: West Virginia-Jennings Jr., Gary 8-116; Sills V, David 7-136; White, Ka'Rau 4-33; Simms, Marcus 3-71; McKoy, Kennedy 2-19; Crawford, Justin 2-0. Baylor-Mims, Denzel 7-132; Ebner, Trestan 5-109; Holmes, Gavin 5-72; Nicholson, Tony 3-20; Sneed, R.J. 1-19; Stricklin, Pooh 1-9; Hasty, Ja'Mycal 1-8; Lovett, John 1-1.

INTERCEPTIONS: West Virginia-None. Baylor-None.

FUMBLES: West Virginia-None. Baylor-Sneed, R.J. 1-0.

SACKS (UA-A): West Virginia-Benton, Al-Rasheed 1-1; Preston, Xavier 1-0; Donahue, Reese 1-0; Rose, Ezekiel 0-1; Shuler II, Adam 1-0; McDougle, Lamont 1-0. Baylor-Lynch, James 1-0.

TACKLES (UA-A): West Virginia-White, Kyzir 6-3; Benton, Al-Rasheed 7-1; Battle, Elijah 6-1; Long Jr., David 4-2; Daniels Jr., Mike 4-1; Winfield, Corey 4-1; Donahue, Reese 3-2; Shuler II, Adam 4-0; Preston, Xavier 2-2; Askew-Henry, Dravon 3-0; McDougle, Lamont 3-0; Harvey, Jalen 2-0; Avery, Toyous 1-0; Commodore, Shane 1-0; Gross Jr., Marvin 1-0; Pitts Jr., Derrek 1-0; Tonkery, Dylan 1-0; Rose, Ezekiel 0-1. Baylor-Johnston, Clay 5-2; Hall, Davion 3-3; Young, Taylor 3-3; Arnold, Grayland 3-2; Hand, Harrison 4-0; Vaughns, Verkedric 4-0; Davis, Timarcus 2-1; Jones Jr., Lenoy 2-1; Black, Henry 2-1; Ogor, Eric 2-1; Waz, Chance 1-2; Lynch, James 2-0; Preciado, Rajah 2-0; Hunt, Tyrone 1-1; Lewis, Ira 1-1; Sedwick, Jay 1-0; Roberts, Greg 1-0; Pitre, Jalen 1-0; Lynch, Blake 0-1; Nance, Brian 0-1.

TEXAS 38, BAYLOR 7

MCLANE STADIUM • WACO, TEXAS

OCT. 28, 2017 • ATTENDANCE: 45,656

Baylor (0-8) couldn't find its stride on offense to keep pace with Texas (4-3), falling to the Longhorns, 38-7.

After cutting the UT lead down to 14-7 in the second quarter, Baylor was bottled up for the remainder of the game, while the Longhorns would go on to score 24 unanswered points to put the lead out of reach for BU.

The Bears split the quarterback duties between **Zach Smith**, making his sixth start of the season, and true freshman **Charlie Brewer**, who carried the bulk of the snaps and finished with 181 passing yards.

POSTGAME NOTES

- Baylor has had 17 true freshmen appear in a game in 2017, the fourth most in FBS.
- Baylor's 25 first-time starters, including 10 freshman, thus far in 2017 are the second most in FBS.
- Underclassmen have accounted for 62.5% (341 of 545) of Baylor's tackles through eight games. Underclassmen had 46 of 74 tackles (62%) vs. Texas.
- LB Taylor Young (203 career solo tackles) moved into sixth on Baylor's career solo tackles list.
- CB Grayland Arnold made his first career interception and returned it for 20 yards.
- DE Greg Roberts blocked his second field goal of his career and season. He is one of 13 FBS players with two or more blocked FGs this season.

SCORING SUMMARY

TEXAS	7	14	3	14	--	38
BAYLOR	0	7	0	0	--	7
1st	14:06	UT	Elliott, DeShon	43 yd interception return (Rowland, Joshua kick)		
2nd	09:42	UT	Humphrey, Lil'J	15 yd pass from Buechele, Shane (Rowland, Joshua kick)		
	08:38	BU	Lovett, John	2 yd run (Martin, Connor kick)		
	03:51	UT	Buechele, Shane	28 yd run (Rowland, Joshua kick)		
3rd	05:55	UT	Rowland, Joshua	18 yd field goal		
4th	14:55	UT	Carter, Toneil	19 yd run (Rowland, Joshua kick)		
	01:57	UT	Young, Daniel	31 yd run (Rowland, Joshua kick)		

STATISTICS

TEAM STATS	UT	BU
FIRST DOWNS	19	12
RUSHES-YARDS (NET)	35-171	37-31
PASSING YDS (NET)	256	218
Passes Att-Comp-Int	36-27-1	38-21-1
TOTAL OFFENSE PLAYS-YARDS	71-427	75-249
Fumble Returns-Yards	1-13	0-0
Punt Returns-Yards	2--1	1-5
Kickoff Returns-Yards	2-55	4-95
Interception Returns-Yards	1-43	1-20
Punts (Number-Avg)	6-44.5	8-39.5
Fumbles-Lost	0-0	2-2
Penalties-Yards	7-72	6-34
Possession Time	29:01	30:59
Third-Down Conversions	5 of 15	4 of 18
Fourth-Down Conversions	0 of 2	1 of 5
Red-Zone Scores-Chances	3-4	1-1
Sacks By: Number-Yards	3-35	3-13

INDIVIDUAL STATISTICS

RUSHING: Texas-Carter, Toneil 15-70; Young, Daniel 7-60; Buechele, Shane 9-42; Warren III, C. 2-3; Humphrey, Lil'J 1-0; TEAM 1-minus 4. Baylor-Williams, Terence 7-29; Smith, Zach 2-10; Ebner, Trestan 2-7; Hasty, Ja'Mycal 5-7; Okeke, Obim 2-3; Lovett, John 5-2; Brewer, Charlie 13-minus 9; TEAM 1-minus 18.

PASSING: Texas-Buechele, Shane 27-34-1-256; Humphrey, Lil'J 0-1-0-0; Warren III, C. 0-1-0-0. Baylor-Brewer, Charlie 17-27-0-181; Smith, Zach 4-11-1-37.

RECEIVING: Texas-Johnson, Collin 6-36; Humphrey, Lil'J 5-55; Joe, Lorenzo 4-53; Leonard, Dorian 3-25; Young, Daniel 2-23; Brewer, Cade 2-18; Foreman, Armant 2-12; Burt, John 1-25; Carter, Toneil 1-7; Warren III, C. 1-2. Baylor-Mims, Denzel 4-42; White, Trevor 4-28; Nicholson, Tony 3-38; Hasty, Ja'Mycal 3-13; Lynch, Blake 2-51; Jones, Marques 2-23; Ebner, Trestan 2-12; Clements, Jayson 1-11.

INTERCEPTIONS: Texas-Elliott, DeShon 1-43. Baylor-Arnold, Grayland 1-20.

FUMBLES: Texas-None. Baylor-Lovett, John 1-1; Williams, Terence 1-1.

SACKS (UA-A): Texas-Jefferson, Mali 1-1; Bonney, John 0-1; McCulloch, Jeff 1-0. Baylor-Lewis, Ira 1-0; Vaughns, Verkedric 1-0; Lynch, James 1-0.

TACKLES (UA-A): Texas-Elliott, DeShon 7-1; Jefferson, Mali 6-2; Johnson, Gary 5-1; Hill, Holton 5-1; Hager, Breckyn 5-0; Locke III, P.J. 2-3; Jones, Brandon 2-2; Davis, Antwan 2-1; Bonney, John 1-2; Freeman, Edwin 2-0; McCulloch, Jeff 2-0; Nelson, Chris 2-0; Omenihu, Charle 1-1; Wheeler, Anthon 1-0; Brown, Chris 1-0; Boyd, Kris 1-0; Roach, Malcolm 1-0; Thompson, Josh 1-0; Ford, Poona 1-0; Graham, Ta'Quan 1-0. Baylor-Houston, Jameson 5-1; Vaughns, Verkedric 5-1; Ogor, Eric 4-2; Sells, Taion 3-2; Hand, Harrison 2-3; Lewis, Ira 3-1; Arnold, Grayland 3-1; Nance, Brian 2-2; Jones Jr., Lenoy 2-2; Miller, Chris 1-3; Lynch, James 3-0; Roy, Bravion 2-1; Black, Henry 1-2; Young, Taylor 1-2; Hall, Davion 2-0; Hunt, Tyrone 1-1; Johnston, Clay 0-2; Williams, Jordan 0-2; Maticsk, Ross 1-0; Johnson, Micheal 1-0; Brewer, Charlie 1-0; Roberts, Greg 1-0; Waz, Chance 0-1; Pitre, Jalen 0-1.

2017 GAME RECAPS

OVERALL: 1-8 (HOME 0-5, ROAD 1-3, NEUTRAL 0-0) | BIG 12 CONFERENCE: 1-5 (HOME 0-3, ROAD 1-2, NEUTRAL 0-0)

BAYLOR 38, KANSAS 9

MCLANE STADIUM • WACO, TEXAS

NOV. 7, 2017 • ATTENDANCE: 21,797

Baylor (1-8) got its first win under head coach Matt Rhule, dominating in all three phases to take a 38-9 victory over Kansas (1-8) in Lawrence.

True freshman QB **Charlie Brewer** made his starting debut, throwing for 315 yards on 23-of-29 passing with three touchdowns.

The Baylor defense flexed its muscle, holding the Jayhawks without a touchdown, a program-first for the Bears in a Big 12 road game.

After a scoreless first quarter, the Bears scored 21 points in the second frame and 17 in the second half to finish off the win.

POSTGAME NOTES

- Baylor won its first game under first-year head coach Matt Rhule and first regular season game since topping Kansas in Waco 49-7 on Oct. 15, 2016.
- Baylor held a Big 12 opponent without a TD for the first time ever in a conference road game, and the first time in a conference matchup since a 17-3 win over Kansas State in Waco on Sept. 30, 2006
- With Jared Atkinson's first quarter, Charlie Brewer's second quarter receptions, and Ish Wainright's fourth quarter TD reception, Baylor has had 19 different players catch a pass this season.
- QB Charlie Brewer made his first career start and is one of five quarterbacks to throw for 300-plus yards and two or more TDs in his starting debut since 2000.
- TE Ish Wainright recorded his first reception and touchdown on a nine-yard receiving TD in the fourth quarter.
- LB Young (15.5 career sacks) moved into second place on Baylor's career list, making his first ever start at MLB.

SCORING SUMMARY

BAYLOR	0	21	7	10	--	38
KANSAS	0	6	3	0	--	9
2nd	14:24	KU	Rui, Gabriel	38 yd field goal		
	13:15	BU	Holmes, Gavin	26 yd pass from Brewer, Charlie (Martin, Connor kick)		
	07:03	BU	Feuerbacher, J.	25 yd pass from Brewer, Charlie (Martin, Connor kick)		
	04:18	KU	Rui, Gabriel	40 yd field goal		
	02:29	BU	Holmes, Gavin	4 yd run (Martin, Connor kick)		
3rd	10:39	KU	Rui, Gabriel	43 yd field goal		
	02:51	BU	Williams, Ter.	1 yd run (Martin, Connor kick)		
4th	08:45	BU	Martin, Connor	38 yd field goal		
	02:31	BU	Wainright, Ish	9 yd pass from Brewer, Charlie (Martin, Connor kick)		

STATISTICS

TEAM STATS	BU	KU
FIRST DOWNS	20	15
RUSHES-YARDS (NET)	39-120	33-126
PASSING YDS (NET)	335	163
Passes Att-Comp-Int	30-24-0	36-19-1
TOTAL OFFENSE PLAYS-YARDS	69-455	69-289
Fumble Returns-Yards	0-0	0-0
Punt Returns-Yards	0-0	0-0
Kickoff Returns-Yards	2-59	7-179
Interception Returns-Yards	1-0	0-0
Punts (Number-Avg)	5-37.8	4-41.2
Fumbles-Lost	0-0	1-1
Penalties-Yards	7-60	4-30
Possession Time	33:29	26:31
Third-Down Conversions	7 of 16	3 of 16
Fourth-Down Conversions	2 of 2	2 of 3
Red-Zone Scores-Chances	5-6	2-2
Sacks By: Number-Yards	3-19	2-11

INDIVIDUAL STATISTICS

RUSHING: Baylor-Williams, Ter. 23-62; Hasty, JaMycal 5-28; Brewer, Charlie 8-22; Holmes, Gavin 1-4; Ebner, Trestan 2-4. Kansas-Herbert, Khalil 10-71; Martin, Taylor 3-26; Williams, Dom 7-23; Moos, Cole 1-11; Sims, Steven 1-11; Stanley, Carter 9-minus 2; Bender, Peyton 1-minus 6; Schadler, Ryan 1-minus 8.

PASSING: Baylor-Brewer, Charlie 23-29-0-315; Atkinson, Jared 1-1-0-20. Kansas-Stanley, Carter 17-33-1-155; Bender, Peyton 2-3-0-8.

RECEIVING: Baylor-Mims, Denzel 5-122; Holmes, Gavin 4-66; Williams, Ter. 4-25; Ebner, Trestan 3-34; Lynch, Blake 2-10; Hasty, JaMycal 2-5; Feuerbacher, J. 1-25; Brewer, Charlie 1-20; Atkinson, Jared 1-19; Wainright, Ish 1-9. Kansas-Sims, Steven 7-42; Schadler, Ryan 3-30; Patrick, Tyler 3-17; Fairs, Evan 2-40; Harrell, Chase 2-30; Johnson, Ben 1-5; Herbert, Khalil 1-minus 1.

INTERCEPTIONS: Baylor-Hand, Harrison 1-0. Kansas-None.

FUMBLES: Baylor-None. Kansas-Schadler, Ryan 1-1.

SACKS (UA-A): Baylor-Young, Taylor 1-0; Lewis, Ira 1-0; Pitre, Jalen 1-0. Kansas-Ogbebor, Osaze 1-0; Dineen, Joe 1-0.

TACKLES (UA-A): Baylor-Young, Taylor 5-5; Williams, Jordan 3-3; Preciado, Rajah 3-2; Black, Henry 3-1; Arnold, Grayland 3-1; Hunt, Tyrone 3-0; McVea, Jaiiron 3-0; Nance, Brian 3-0; Hand, Harrison 2-1; Ogor, Eric 1-2; Kelly, Chad 2-0; Hall, Davion 2-0; Vaughns, V. 2-0; Miller, Chris 2-0; Williams, Deonte 2-0; Pitre, Jalen 2-0; Roy, Bravvion 0-2; Jones Jr., Lenoy 1-0; Lewis, Ira 1-0; Johnson, Micheal 1-0; Jacobs, Jamie 1-0; Waz, Chance 1-0; Lynch, James 0-1. Kansas-Dineen, Joe 10-1; Mayberry, Kyle 6-1; Lee, Mike 4-3; Defense, Hasan 5-0; Torneden, Bryce 4-1; Miller, Tyrone 4-1; Loneker, Keith 4-1; Ogbebor, Osaze 3-1; Armstrong, D. 3-0; Richmond, S. 3-0; Wise, Daniel 2-1; Holmes, J.J. 2-0; Simmons, K. 2-0; Ford, DeAnte 1-0; Jones, Liam 1-0.

PLAYER SPOTLIGHTS



4

GRAYLAND ARNOLD

CB • 5-9 • 190 • SO. • 1L
KOUNTZE, TEXAS (KOUNTZE HS)

Physical, aggressive defensive back ... Likely starter at corner, broke arm one week before 2017 opener ... Voted single-digit number by teammates in August 2017 ... Made four starts as freshman in 2016.

2017 (Sophomore): Started at Kansas, had four tackles, one TFL and one PBU ... Started vs. Texas, made first career interception with 20-yard return while adding one PBU and four tackles ... Started vs. No. 23 West Virginia, made career-high five tackles, one PBU and 0.5 TFLs ... Started at No. 14 Oklahoma State, had three tackles with one PBU and forced and recovered first career fumble on same play ... Started at Kansas State but did not record any stats ... Made season debut and started vs. No. 3 Oklahoma, had three tackles ... Missed games at Duke, vs. UTSA and Liberty due to injury.

ARNOLD CAREER STATISTICS

DEFENSIVE

YEAR	G/GS	UT	AT	TT	TFL-YD	QBS-YD	FF/FR	PBU	INT-YD
2016	11/4	17	3	20	2.0-10	0-0	0/0	4	0-0
2017	6/6	14	5	19	1.5-2	0-0	1/1	4	1-20
CAREER	17/10	31	8	39	3.5-12	0-0	1/1	8	0-0

CAREER BESTS

Tackles: 5 vs. West Virginia (10/22/17)
Solo Tackles: 4 vs. Kansas (10/15/16)
Tackles-For-Loss: 2 vs. Boise State (12/27/16)
Interceptions: 1 vs. Texas (10/28/17)
Forced Fumbles: 1 at Oklahoma State (10/14/17)
Fumble Recoveries: 1 at Oklahoma State (10/14/17)
Pass Breakups: 2 at WVU (12/3/16)



16

JARED ATKINSON

WR • 6-3 • 210 • SO. • 1L
MESQUITE, TEXAS (HORN HS)

Talented second-year wideout ... Expected to provide depth at wide receiver position.

2017 (Sophomore): Had one catch for 19 yards at Kansas and tossed first career pass for 20 yards to QB Charlie Brewer ... Played but did not record any stats vs. Texas ... Played vs. No. 23 West Virginia but did not record any stats ... Played at No. 14 Oklahoma State but did not record any stats ... Played at Kansas State but did not record any stats ... Had one rush for seven yards against No. 3 Oklahoma ... Saw action in first three games, but did not record any stats.

ATKINSON CAREER STATISTICS

RECEIVING

YEAR	G/GS	REC	YD	AVG	TD	LP/OPPONENT
2016	9/0	4	44	11.0	0	20/at West Virginia
2017	9/0	1	19	19.0	0	19/at Kansas
CAREER	18/0	5	63	12.6	0	20/at West Virginia

CAREER BESTS

Receptions: 1, five times, last at Kansas (11/4/17)
Receiving Yards: 20 at West Virginia (12/3/16)
Touchdowns: N/A
Longest Reception: 20 at West Virginia (12/3/16)
100-Yard Games: Season (0); Career (0)
200-Yard Games: Season (0); Career (0)



28

HENRY BLACK

LB • 6-0 • 200 • SO. • 1L
SHREVEPORT, LA. (WOODLAWN HS)

Third-year defender ... Started season at safety before moving to linebacker prior to OSU game

2017 (Sophomore): Made four tackles at Kansas ... Had three tackles vs. Texas ... Started at LB vs. No. 23 West Virginia, had three tackles ... Made first career start at linebacker at No. 14 Oklahoma State but did not record any stats ... Started at Kansas State, had two tackles ... Started vs. No. 3 Oklahoma, had two tackles ... Started at Duke, had first career interception ... Made first career start vs. UTSA while making two tackles ... Talled two tackles vs. Liberty.

BLACK CAREER STATISTICS

DEFENSIVE

YEAR	G/GS	UT	AT	TT	TFL-YD	QBS-YD	FF/FR	PBU	INT-YD
2015									
				redshirt					
2016	13/0	6	2	8	0-0	0-0	0/0	0	0-0
2017	9/6	11	7	18	0-0	0-0	0/0	0	1-0
CAREER	22/6	17	9	26	0-0	0-0	0/0	0	1-0

CAREER BESTS

Tackles: 6 at Oklahoma (11/12/16)
Solo Tackles: 5 at Oklahoma (11/12/16)
Tackles-For-Loss: N/A
Interceptions: 1 at Duke (9/16/17)
Forced Fumbles: N/A
Fumble Recoveries: N/A
Pass Breakups: N/A

PLAYER SPOTLIGHTS



12

CHARLIE BREWER

QB • 6-1 • 190 • FR. • HS
AUSTIN, TEXAS (LAKE TRAVIS HS)

Enrolled January 2017 and completed spring practice ... Athletic, accurate, smart QB with good intangibles ... Moved into starting lineup at Kansas (11/4) ... Set national high school completion percentage record as all-state senior while winning state title ... Father, uncle and older brother all played quarterback in college.

Freshman (2017): Earl Campbell Tyler Rose Award Watch List (11/7) ... Made first career start at Kansas, became one of four Baylor QBs since 2000 (19 QBs) to throw for 300 or more yards and three TDs in first start ... 79.3 completion percentage was best by BU QB in Big 12 game since 2014, best by BU QB in first start since 2000, and 18th highest by FBS QB and fourth highest by Big 12 QB this season with minimum of 29 pass attempts ... Set career highs at Kansas in pass attempts (29), completions (23), yards (315), TDs (3), longest pass (56 yards), and had 20-yard catch for first career reception ... Off bench vs. Texas, had career highs in passes (27), completions (17) and yards (181) while rushing career-high 13 times for negative nine yards ... Set then-career highs by going 8-for-13 for 109 yards and first two TDs passing while posting rushing career bests of 10 carries for 48 yards ... Went 3-for-7 for 41 yards with one interception while rushing five times for 21 yards in then-career game at No. 14 Oklahoma State ... Made debut at Kansas State, rushed one time for negative one yard ... Dressed vs. No. 3 Oklahoma, at Duke, vs. UTSA and Liberty but did not play.

BREWER CAREER STATISTICS									
PASSING									
YEAR	G/GS	CMP	ATT	PCT	YDS	INT	TD	EFF.	LP/OPPONENT
2017	5/1	51	76	67.1	646	1	5	157.58	56/at Kansas
CAREER	5/1	51	76	67.1	646	1	5	157.58	56/at Kansas (2017)

CAREER BESTS

PASSING

- Attempts:** 29 at Kansas (11/4/17)
- Completions:** 23 at Kansas (11/4/17)
- Yards:** 315 at Kansas (11/4/17)
- Touchdowns:** 3 at Kansas (11/4/17)
- Longest Pass:** 56 at Kansas (11/4/17)
- 200-Yard Games:** Season (2); Career (2) (Last at Kansas 11/4/17)
- 300-Yard Games:** Season (1); Career (1) (Last at Kansas 11/4/17)
- 400-Yard Games:** Season (0); Career (0)



25

TRESTAN EBNER

RB • 6-0 • 205 • FR • HS
HENDERSON, TEXAS (HENDERSON HS)

Freshman in mix at running back ... Converted from receiver during fall 2017.

2017 (Freshman): Carried two times for four yards and caught three passes for 34 yards at Kansas ... Rushed two times for seven yards and had two catches for 12 yards vs. Texas before leaving game due to injury ... Had career game vs. No. 23 West Virginia with highs in rush yards (54 on three carries) rush TDs (1), receptions (5), receiving yards (109), receiving TDs (2) for first career 100-yard receiving game ... WVU game marked first BU RB to tally 100 or more receiving yards since Brandon Whitaker (166) vs. Colorado on Oct. 6, 2007 ... Ebner is first BU player with three touchdowns in a quarter since Terrance Ganaway vs. Washington in the 2011 Alamo Bowl ... 52-yard TD catch vs. WVU was longest catch by BU RB since Lache Seastrunk (68) vs. Kansas on Nov. 3, 2012 ... 40-yard TD run vs. WVU marked first BU RB with rushing and receiving TDs in same game since Shock Linwood vs. Iowa State on Oct. 24, 2015 ... Set then rushing career highs at No. 14 Oklahoma State with nine carries for 37 yards and scored first TD on fumble recovery in endzone ... Caught career-high two passes for career-best 10 yards at Kansas State and had one kick return for eight yards ... Had first career rush for four yards vs. No. 3 Oklahoma while making one catch for career-long seven yards ... Posted one kick return for 13 yards at Duke along with first career catch for six yards ... Had two kick returns vs. UTSA for 31 yards, including long of 23 ... Made collegiate debut vs. Liberty but did not record any stats.

EBNER CAREER STATISTICS						
RUSHING						
YEAR	G/GS	ATT	YD	AVG	TD	LP/OPPONENT
2017	9/0	17	106	6.2	2	40/WVU (TD)
CAREER	9/0	17	106	6.2	2	40/WVU (TD) (2017)

RECEIVING

YEAR	G/GS	REC	YD	AVG	TD	LP/OPPONENT
2017	9/0	14	178	12.7	2	52/WVU (TD)
CAREER	9/0	14	178	12.7	2	52/WVU (TD) (2017)

CAREER BESTS

RUSHING

- Attempts:** 9 at Oklahoma State (10/14/17)
- Yards:** 54 vs. West Virginia (10/22/17)
- Touchdowns:** 1 at Oklahoma State (10/14/17); vs. West Virginia (10/22/17)
- Longest Rush:** 40 vs. West Virginia (10/22/17)
- 100-Yard Games:** Season (0); Career (0)
- 200-Yard Games:** Season (0); Career (0)

CAREER BESTS

RECEIVING

- Receptions:** 5 vs. West Virginia (10/22/17)
- Receiving Yards:** 109 vs. West Virginia (10/22/17)
- Touchdowns:** 2 vs. West Virginia (10/22/17)
- Longest Reception:** 52 vs. West Virginia (10/22/17)
- 100-Yard Games:** Season (1); Career (1) (Last vs. WVU 10/22/17)
- 200-Yard Games:** Season (0); Career (0)

PLAYER SPOTLIGHTS



85

JORDAN FEUERBACHER

TE • 6-4 • 271 • SR. • 3L
KINGWOOD, TEXAS (KINGWOOD PARK HS)

Three-year letterman ... Returning starting tight end ... 2017 Preseason All-Big 12 (Lindy's, Phil Steele) ... Former early enrollee participated in fourth spring drills in 2017 ... 2016 All-Big 12 second team (ProFootballFocus) ... 2017 Mackey Award watch list.

2017 (Senior): Started at Kansas, had one catch for 25-yard TD ... Started but did not record any stats vs. Texas ... Started vs. No. 23 West Virginia but did not record any stats ... Started at No. 14 Oklahoma State, had career-high-tying two catches for 25 yards ... Played at Kansas State but did not record any stats ... Returned from injury vs. No. 3 Oklahoma but did not record any stats ... Missed games at Duke and vs. UTSA due to injury ... Started vs. Liberty but did not record any stats.

FEUERBACHER CAREER STATISTICS

RECEIVING						
YEAR	G/GS	REC	YDS	AVG	TD	LP/OPPONENT
2014	12/0	2	15	7.5	0	9/NSU
2015	4/1	0	0	0.0	0	—
2016	13/9	7	104	14.9	2	36/Oklahoma State
2017	7/5	3	50	16.7	1	25/at Kansas (TD)
CAREER	36/15	12	169	14.1	3	36/Oklahoma St. 2016

CAREER BESTS

RECEIVING
Receptions: 2 vs. Northwestern State (9/6/14); vs. OSU (9/24/16); at OSU (10/14/17)
Receiving Yards: 50 vs. Oklahoma State (9/24/16)
Touchdowns: 1 vs. NSU (9/4/16); at Rice (9/16/16); at Kansas (11/4/17)
Longest Reception: 36 vs. Oklahoma State (9/24/16)
100-Yard Games: Season (0); Career (0)
200-Yard Games: Season (0); Career (0)



12

DAVION HALL

S • 6-1 • 210 • SR • 3L
TEXARKANA, TEXAS (LIBERTY-EYLAU HS)

Athletic, fourth-year senior ... 2018 Reese's Senior Bowl Watch List ... Former receiver moved to defense prior to 2016 spring drills ... Listed as starter at strong safety entering 2017 fall camp but missed most of camp due to injury ... Made 20 receptions and two TDs in two seasons at receiver (six career starts) ... Former prep All-America and early enrollee participated in fourth spring drills in 2016 ... Named to spring 2015 and 2017 Big 12 Commissioner's Honor Roll.

2017 (Senior): Had two tackles at Kansas ... Made two tackles vs. Texas ... Had six tackles vs. No. 23 West Virginia ... Made three tackles at No. 14 Oklahoma State ... Started at Kansas State, had five tackles ... Started vs. No. 3 Oklahoma, had one tackle ... Started at Duke, made six tackles ... Returned from injury to start vs. UTSA, had four tackles ... Missed Liberty game due to injury.

HALL CAREER STATISTICS

DEFENSIVE										
YEAR	G/GS	UT	AT	TT	TFL-YD	QBS-YD	FF/FR	PBU	INT-YD	
2014	11/2	4	2	6	0-0	0-0	0/0	0	0-0	
2015	13/4	11	1	12	0-0	0-0	0/0	0	0-0	
2016	11/5	37	15	52	2.0-6	0-0	1/0	3	1-62	
2017	8/4	19	10	29	0-0	0-0	0/0	0	0-0	
CAREER	43/15	71	28	99	2.0-6	0-0	1/0	3	1-62	

CAREER BESTS

Tackles: 16 vs. Kansas State (11/19/16)
Solo Tackles: 11 vs. Kansas State (11/19/16)
Tackles-For-Loss: 1.0 at Rice (9/16/16); at Texas (10/29/16)
Sacks: N/A
PBUs: 1 vs. SMU (9/10/16); at Rice (9/16/16); vs. KU (10/15/16)
INTs: 1 vs. SMU (9/10/16)
Forced Fumbles: 1 vs. Kansas State (11/19/16)
Recovered Fumbles: N/A



31

HARRISON HAND

CB • 6-0 • 190 • FR • HS
CHERRY HILL, N.J. (CHERRY HILL WEST HS)

Physical, athletic true freshman corner ... Earned starting spot during fall camp 2017.

2017 (Freshman): Ranks 40th in FBS and fourth in Big 12 with eight PBUs ... Started at Kansas, had first career interception and three tackles ... Started vs. Texas, made five tackles ... Started vs. No. 23 West Virginia, had four tackles (all solo) and tied career high with two PBUs ... Started at No. 14 Oklahoma State, had four tackles (all solo) with career-high-tying two PBUs ... Posted two tackles and first career TFL (0.5) at Kansas State ... Started vs. No. 3 Oklahoma, posted two tackles and career-high-tying two PBUs ... Started at Duke, made seven tackles, all solo to tie career high in solo stops ... Started vs. UTSA, had two tacklssses ... Started in collegiate debut vs. Liberty, posting team-high 11 tackles and two PBUs.

HAND CAREER STATISTICS

DEFENSIVE										
YEAR	G/GS	UT	AT	TT	TFL-YD	QBS-YD	FF/FR	PBU	INT-YD	
2017	9/8	31	9	40	0.5-0	0-0	0/0	8	1-0	
CAREER	9/8	31	9	40	0.5-0	0-0	0/0	8	1-0	

CAREER BESTS

Tackles: 11 vs. Liberty (9/2/17)
Solo Tackles: 7 vs. Liberty (9/2/17); at Duke (9/16/17)
Tackles-For-Loss: 0.5 at Kansas State (9/30/17)
Interceptions: 1 at Kansas (11/4/17)
Forced Fumbles: N/A
Fumble Recoveries: N/A
Pass Breakups: 2 vs. Liberty (9/2/17); vs. OU (9/23/17); at OSU (10/14/17); vs. WVU (10/21/17)



33

JAMYCHAL HASTY

RB • 5-8 • 200 • SO. • 1L
LONGVIEW, TEXAS (LONGVIEW HS)

Elusive and quick third-year sophomore running back ... Listed as starter entering 2017 season ... Saw action in 12 games as redshirt freshman ... 2017 Preseason All-Big 12 (Athlon) ... Rushed for 638 yards and three scores as a redshirt freshman in 2016 ... Sat out 2015 as redshirt.

2017 (Sophomore): Carried five times for 28 yards at Kansas, had two catches for five yards and had one kick return for 36 yards ... Rushed five times for seven yards and had career-high three catches for 13 yards vs. Texas ... Posted one catch for eight yards and 10 rushes for 40 yards vs. No. 23 West Virginia ... Returned from injury at No. 14 Oklahoma State, ran six times for 15 yards ... Missed games vs. UTSA, at Duke, vs. Oklahoma and at Kansas State due to injury ... Made first career start vs. Liberty, totaling 11 carries for 56 yards, including a 14-yard TD run, and one catch for three yards before leaving in second half due to injury.

PLAYER SPOTLIGHTS

HASTY CAREER STATISTICS

RUSHING

YEAR	G/GS	ATT	YD	AVG	TD	LP/OPPONENT
2015			redshirt			
2016	12/0	119	638	5.2	3	31/at Rice
2017	5/1	37	146	3.9	1	18/WVU
CAREER	17/1	156	784	5.0	4	31/at Rice

RECEIVING

YEAR	G/GS	REC	YD	AVG	TD	LP/OPPONENT
2015			redshirt			
2016	12/0	3	26	8.7	0	21/at Rice
2017	5/1	7	29	4.1	0	3/at Kansas
CAREER	17/1	10	55	5.5	0	21/at Rice

CAREER BESTS

RUSHING

Attempts: 19 at Oklahoma (11/12/16)

Yards: 105 at Rice (9/16/16)

Touchdowns: 1, four times, last vs. Liberty (9/2/17)

Longest Rush: 31 at Rice (9/16/16)

100-Yard Games: Season (0); Career (1) (Last at Rice 9/16/16)

200-Yard Games: Season (0); Career (0)

CAREER BESTS

Receptions: 3 vs. Texas (10/28/17)

Receiving Yards: 26 at Rice (9/16/16)

Touchdowns: N/A

Longest Reception: 21 at Rice (9/16/16)

100-Yard Games: Season (0); Career (0)

200-Yard Games: Season (0); Career (0)



18

GAVIN HOLMES

WR • 5-11 • 195 • FR • HS

JUSTIN, TEXAS (NORTHWEST HS)

Speedy freshman receiver ... Reserve at inside receiver spot and punt returner.

2017 (Freshman): Started at Kansas, had four catches for 66 yards and first career TD and one carry for four yards and one TD ... Started vs. Texas but did not record any stats ... Made first career start vs. No. 23 West Virginia, posted career highs of five catches and 72 yards with a long of 56 ... Had first career catch for 12 yards at No. 14 Oklahoma State ... Played but did not record any stats at Kansas State ... Saw action vs. No. 3 Oklahoma but did not record any stats ... Played but did not record any stats at Duke ... Made collegiate debut vs. UTSA but did not record any stats ... Dressed but did not play vs. Liberty.

HOLMES CAREER STATISTICS

RECEIVING

YEAR	G/GS	REC	YD	AVG	TD	LP/OPPONENT
2017	8/3	10	150	15.0	1	56/WVU
CAREER	8/3	10	150	15.0	1	56/WVU

CAREER BESTS

RECEIVING

Receptions: 5 vs. West Virginia (10/21/17)

Receiving Yards: 72 vs. West Virginia (10/21/17)

Touchdowns: 1 at Kansas (11/4/17)

Longest Reception: 56 vs. West Virginia (10/21/17)

100-Yard Games: Season (0); Career (0)

200-Yard Games: Season (0); Career (0)



11

JAMESON HOUSTON

CB • 5-11 • 190 • SO. • 1L

AUSTIN, TEXAS (ST. MICHAEL'S ACADEMY)

Third-year sophomore ... Tall defensive back with speed, listed as starter at cornerback entering 2017 ... Played in 11 games with two starts in 2016 ... Sat out 2015 as redshirt.

2017 (Sophomore): Played at Kansas but did not record any stats ... Posted career-high six tackles (five solo) vs. Texas ... Played vs. No. 23 West Virginia but did not record any stats ... Played at No. 14 Oklahoma State but did not record any stats ... Played at Kansas State but did not record any stats ... Played vs. No. 3 Oklahoma but did not record any stats ... Had one tackle and one PBU at Duke ... Made season debut vs. UTSA, made four tackles (career-high four solo) ... Missed season-opener vs. Liberty due to injury.

HOUSTON CAREER STATISTICS

DEFENSIVE

YEAR	G/GS	UT	AT	TT	TFL-YD	QBS-YD	FF/FR	PBU	INT-YD
2016	11/2	17	5	22	0-0	0-0	0/0	4	3-116
2017	8/0	9	2	11	0-0	0-0	0/0	1	0-0
CAREER	19/2	26	7	33	0-0	0-0	0/0	5	3-116

CAREER BESTS

Tackles: 6 vs. Texas (10/28/17)

Solo Tackles: 5 vs. Texas (10/28/17)

Tackles-For-Loss: 0.5 vs. Kansas (10/15/16)

PBUs: 1, five times, last at Duke (9/16/17)

Forced Fumbles: 1 at Texas (10/29/16)

Recovered Fumbles: 1 at Texas (10/29/16)



90

TYRONE HUNT

DT • 6-4 • 285 • SO. • 1L

ARP, TEXAS (ARP HS)

Third-year sophomore defensive lineman ... In mix at defensive tackle ... Saw action in all 13 games as redshirt freshman with five starts ... 2016 Motel 6 Cactus Bowl Defensive MVP ... Sat out 2015 as redshirt.

2017 (Sophomore): Started at Kansas, had three tackles ... Started vs. Texas, had two tackles ... Started vs. No. 23 West Virginia, made two tackles ... Started, had one tackle at No. 14 Oklahoma State ... Had one tackle and one TFL at Kansas State ... Posted three tackles and one TFL vs. No. 3 Oklahoma ... Made three tackles, 0.5 TFLs and first career QB hurry at Duke ... Played vs. UTSA but did not record any stats ... Registered three tackles and one TFL vs. Liberty.

HUNT CAREER STATISTICS

DEFENSIVE

YEAR	G/GS	UT	AT	TT	TFL-YD	QBS-YD	FF/FR	QBH	INT-YD
2015									
					redshirt				
2016	13/5	20	10	30	5.0-21	2.0-15	0/0	0	0-0
2017	9/3	12	6	17	3.5-11	0-0	0/0	1	0-0
CAREER	22/8	32	16	47	8.5-32	2.0-15	0/0	1	0-0

CAREER BESTS

Tackles: 8 at Oklahoma (11/12/16)

Solo Tackles: 6 at Oklahoma (11/12/16)

Tackles-For-Loss: 3.0 at Oklahoma (11/12/16)

Sacks: 2.0 vs. Boise State (12/27/16)

QB Hurries: 1 at Duke (9/16/17)

Forced Fumbles: N/A

Fumbles Recovered: N/A

PLAYER SPOTLIGHTS



43

JAMIE JACOBS

DE • 6-3 • 240 • JR. • 2L
WACO, TEXAS (MIDWAY HS)

Second-string at the RUSH position ... Has played in 17 games with three starts entering 2017.

2017 (Junior): Had one tackle at Kansas ... Played but did not record any stats vs. Texas ... Did not play vs. No. 23 West Virginia at No. 14 Oklahoma State due to injury ... Made one tackle at Kansas State ... Had one tackle vs. No. 3 Oklahoma ... Made one tackle at Duke ... Played but did not record any stats vs. UTSA ... Notched one tackle vs. Liberty.

JACOBS CAREER STATISTICS

DEFENSIVE										
YEAR	G/GS	UT	AT	TT	TFL-YD	QBS-YD	FF/FR	QBH	INT-YD	
2014										redshirt
2015	4/0	1	1	2	0-0	0-0	0/0	0	0-0	
2016	13/3	11	6	17	2.5-5	1.0-2	1/0	0	0-0	
2017	7/0	3	2	5	0-0	0-0	0/0	0	0-0	
CAREER	24/3	15	9	24	2.5-5	1.0-2	1/0	0	0-0	

CAREER BESTS

Tackles: 3 vs. TCU (11/5/16)
Solo Tackles: 2 at Texas (10/29/16); vs. TCU (11/5/16); vs. Boise State (12/27/16)
Tackles-For-Loss: 1.0 at Texas (10/29/16)
Sacks: 0.5 vs. SMU (9/10/16); at WVU (12/3/16)
QB Hurries: 2 vs. Northwestern State (9/2/16)
Forced Fumbles: N/A
Fumbles Recovered: N/A



92

MICHEAL JOHNSON

DT • 6-1 • 280 • SO. • 1L
MISSOURI CITY, TEXAS (HIGHTOWER HS)

Backup at the defensive tackle spot ... Appeared in three games as true freshman in 2016 ... 2016 Academic All-Big 12 Rookie team.

2017 (Sophomore): Made one tackle at Kansas ... Had one tackle vs. Texas ... Played vs. No. 23 West Virginia but did not record any stats ... Played but did not record any stats at No. 14 Oklahoma State ... Played at Kansas State but did not record any stats after leaving due to injury ... Saw action vs. No. 3 Oklahoma but did not record any stats ... Played but did not record any stats at Duke ... Made first career start vs. UTSA, had first career TFL ... Posted one tackle vs. Liberty.

JOHNSON CAREER STATISTICS

DEFENSIVE										
YEAR	G/GS	UT	AT	TT	TFL-YD	QBS-YD	FF/FR	QBH	INT-YD	
2016	3/0	2	2	4	0-0	0-0	0/0	1	0-0	
2017	9/1	4	0	4	1.0-4	0-0	0/0	0	0-0	
CAREER	12/1	6	2	8	1.0-4	0-0	0/0	1	0-0	

CAREER BESTS

Tackles: 2 vs. Kansas (10/15/16)
Solo Tackles: 1, five times, last vs. Texas (10/28/17)
Tackles-For-Loss: 1.0 vs. UTSA (9/9/17)
Sacks: N/A
Interceptions: N/A
Forced Fumbles: N/A
Fumble Recoveries: N/A
QB Hurries: 1 at Texas (10/29/16)



9

IRA LEWIS

DT • 6-3 • 290 • JR • 2L
HOUSTON, TEXAS (LAMAR HS)

Fourth-year junior lineman ... Listed as starter at nose tackle ... Voted into single-digit jersey by teammates in August 2017.

2017 (Junior): Started at Kansas, had one sack ... Started vs. Texas, had four tackles, two TFLs and one sack ... Started vs. No. 23 West Virginia, had two tackles ... Started at No. 14 Oklahoma State, had three tackles and 0.5 TFLs ... Started at Kansas State, made two tackles and 0.5 TFLs ... Started, posted one tackle and one QB hurry vs. No. 3 Oklahoma ... Started, had five tackles, one sack and 2.5 TFLs at Duke ... Started, made three tackles with 0.5 sacks vs. UTSA ... Started, recorded six tackles, career-high-tying three solo stops, 1.5 TFLs and one sack vs. Liberty.

LEWIS CAREER STATISTICS

DEFENSIVE										
YEAR	G/GS	UT	AT	TT	TFL-YD	QBS-YD	FF/FR	QBH	INT-YD	
2014										redshirt
2015	5/0	0	0	0	0-0	0-0	0/0	0	0-0	
2016	13/7	21	15	36	7.5-34	3.0-20	0/1	3	0-0	
2017	9/9	16	11	27	8.5-36	4.5-30	0/0	1	0-0	
CAREER	27/16	37	26	63	16.0-70	7.5-50	0/1	4	0-0	

CAREER BESTS

Tackles: 8 at Iowa State (10/1/16)
Solo Tackles: 4 at Duke (9/16/17)
Tackles-For-Loss: 3.0 vs. Northwestern State (9/2/16)
Sacks: 1.0, six times, last at Kansas (11/4/17)
Forced Fumbles: N/A
Fumbles Recovered: vs. Kansas (10/15/16)
QB Hurries: 1, four times, last vs. Oklahoma (9/23/17)

PLAYER SPOTLIGHTS



7
JOHN LOVETT
 RB • 6-2 • 195 • FR • HS
 BURLINGTON, N.J. (CHEROKEE HS)

True freshman all-around back ... Second-string running back ... Voted single-digit number by teammates in August 2017.

2017 (Freshman): Missed game at Kansas due to sickness ... Rushed five times for two yards and one TD vs. Texas ... Had one catch for one yard and seven rushes for 20 yards and one TD vs. No. 23 West Virginia ... Started at No. 14 Oklahoma State, ran 11 times for 62 yards and had one catch for one yard ... Ran seven times for career-high 95 yards with one TD at Kansas State, including career-best 74-yard TD run ... 74-yard run is longest in Baylor history for a true freshman ... Started, rushed 13 times for 44 yards and had one catch for two yards vs. No. 3 Oklahoma ... Started, carried nine times for 21 yards at Duke ... With 161 rushing yards in first two games of season, had sixth best rushing start to season at Baylor since 2000 ... Had first career start vs. UTSA, rushing career-high 18 times for 72 yards and making first three career catches for 10 yards ... Made collegiate debut vs. Liberty, rushing 14 times for 89 yards and two TDs, including 34-yard TD run, to become Baylor's first true freshmen to rush for two TDs since QB Nick Florence vs. Kent State on Oct. 3, 2009 ... Had most rushing yards by BU freshman since at least 2000 with 89 vs. Liberty.

LOVETT CAREER STATISTICS

RUSHING						
YEAR	G/GS	ATT	YD	AVG	TD	LP/OPPONENT
2017	8/4	84	405	4.8	5	74/at Kansas State (TD)
CAREER	8/4	84	405	4.8	5	74/at Kansas State (TD)

RECEIVING						
YEAR	G/GS	REC	YD	AVG	TD	LP/OPPONENT
2017	8/4	6	14	2.3	0	4/UTSA
CAREER	8/4	6	14	2.3	0	4/UTSA

CAREER BESTS
RUSHING
 Attempts: 18 vs. UTSA (9/9/17)
 Yards: 95 at Kansas State (9/30/17)
 Touchdowns: 2 vs. Liberty (9/2/17)
 Longest Rush: 74 at Kansas State (9/30/17) (TD)
 100-Yard Games: Season (0); Career (0)
 200-Yard Games: Season (0); Career (0)

CAREER BESTS
RECEIVING
 Receptions: 3 vs. UTSA (9/9/17)
 Receiving Yards: 10 vs. UTSA (9/9/17)
 Touchdowns: N/A
 Longest Reception: 4 vs. UTSA (9/9/17)
 100-Yard Games: Season (0); Career (0)
 200-Yard Games: Season (0); Career (0)



21
BLAKE LYNCH
 CB • 6-3 • 205 • SO • 1L
 GILMER, TEXAS (GILMER HS)

Versatile sophomore that is likely to see action at 4-5 different positions ... Could see action at receiver, running back, defensive back and in return game ... 2017 Preseason All-Big 12 (Athlon) ... Saw action at both running back and receiver in 2016 ... Finished with 484 yards of total offense and three touchdowns ... Early enrollee in January 2015, participated in second spring drills in 2016 ... Former prep All-American ... Served on mission trip to Brazil during summer 2017.

2017 (Sophomore): Started on offense at Kansas for first time since starting at RB vs. Kansas State on Nov. 19, 2016 ... Caught two passes for 10 yards at Kansas ... Had two catches for 51 yards vs. Texas ... Made one tackle vs. No. 23 West Virginia ... Had three tackles (all solo) and two PBUs at No. 14 Oklahoma State ... Started at Kansas State, had career-high-tying four tackles ... Played vs. No. 3 Oklahoma but did not record any stats ... Made first start on defense, posted two tackles and one PBU while also rushing oen time for loss of one yard at Duke ... Had four career-high-tying four tackles and one PBU vs. UTSA ... Played first career collegiate game on defensive side of ball vs. Liberty, recording four tackles and two PBUs.

LYNCH CAREER STATISTICS

RECEIVING						
YEAR	G/GS	REC	YD	AVG	TD	LP/OPPONENT
2015			redshirt			
2016	11/3	34	404	11.9	3	57/at Iowa State
2017	9/3	4	61	15.3	0	51/Texas
CAREER	20/6	38	465	12.2	3	57/at Iowa State

RUSHING						
YEAR	G/GS	ATT	YD	AVG	TD	LP/OPPONENT
2015			redshirt			
2016	11/3	12	80	6.7	0	21/at Oklahoma
2017	9/3	1	-1	-1.0	0	-1/at Duke
CAREER	20/6	13	79	6.1	0	21/at Oklahoma

DEFENSIVE										
YEAR	G/GS	UT	AT	TT	TFL-YD	QBS-YD	FF/FR	PBU	INT-YD	
2015										
2016	11/3	0	0	0	0-0	0-0	0/0	0	0-0	
2017	9/3	10	5	15	0-0	0-0	0/0	4	0-0	
CAREER	20/6	10	5	15	0-0	0-0	0/0	4	0-0	

CAREER BESTS
RECEIVING
 Receptions: 6 vs. SMU (9/10/16); vs. TCU (11/5/16); vs. KSU (11/20/16)
 Receiving Yards: 95 vs. SMU (9/10/16)
 Longest Reception: 57 at ISU (10/11/16)
 Touchdowns: 1 vs. NSU (9/2/16); vs. SMU (9/10/16); vs. KSU (11/20/16)
 100-Yard Games: Season (0); Career (0)
 200-Yard Games: Season (0); Career (0)

CAREER BESTS
RUSHING
 Attempts: 6 at Oklahoma (11/12/16)
 Yards: 58 at Oklahoma (11/12/16)
 Touchdowns: N/A
 Longest Rush: 21 at Oklahoma (11/12/16)
 100-Yard Games: Season (0); Career (0)
 200-Yard Games: Season (0); Career (0)

CAREER BESTS
 Tackles: 4 vs. Liberty (9/2/17); vs. UTSA (9/9/17); at KSU (9/30/17)
 Solo Tackles: 4 vs. Liberty (9/2/17)
 Tackles-For-Loss: N/A
 PBUs: 2 vs. Liberty (9/2/17); at Oklahoma State (10/14/17)

PLAYER SPOTLIGHTS

Forced Fumbles: N/A
Recovered Fumbles: N/A



96
CONNOR MARTIN
K/P • 5-9 • 180 • SO • 1L
FRISCO, TEXAS (CENTENNIAL HS)

Sophomore place kicker ... Primary option on field goals and extra points, took over punting after Drew Galitz's injury vs. Oklahoma ... Saw action in two games as freshman.

2017 (Sophomore): Ranks 15th in FBS and third in Big 12 in field goals made per game (1.67) and 28th and second in field goal percentage (.833) ... Ranks tied for sixth on Baylor's single season FGs made list with 15 ... Went 1-for-2 on FGs at Kansas, 4-for-4 on PATs for seven points ... Also punted five times for 189 yards (37.8) with two inside the 20 and kicked off four times for 253 yards (63.2) at Kansas ... Went 1-for-1 on PATs vs. Texas while punting eight times for 316 yards (39.5) with two inside the 20 and long of 51 yards ... Went 3-for-3 on FGs and 3-for-3 on PATs for 12 points vs. No. 23 West Virginia while punting four times for 183 yards (45.8) ... Went 3-for-3 on FGs (38, 40, 29) and 1-for-1 on PATs for 10 points at No. 14 Oklahoma State while punting five times for 230 yards (46.0) with two 50-yarders (career-high 58) and one inside the 20 ... Went 2-for-3 on FGs (27, 38) and 2-for-2 on PATs at Kansas State for eight points while also punting for first time in career with three punts for 126 yards (42.0) and one inside 20 and had four kickoffs for 238 yards (59.5) and one touchback... Named Big 12 Special Teams Player of the Week after making four of five field goals vs. No. 3 Oklahoma, including career-longs of 41 and 46, while going 3-for-3 on PATs for career-high 15 points ... Two 40-yard FGs vs. No. 3 Oklahoma were first for BU since Aaron Jones (42, 44) at Texas on Oct. 20, 2012 ... Four made FGs vs. No. 3 Oklahoma tied program record with seven others, last was Chris Callahan vs. Kansas in 2014 ... Went 2-for-3 on PATs at Duke ... Made both PAT and FG attempts (20 yards) vs. UTSA ... Made first collegiate field goal attempt from 39 yards out vs. Liberty while also going 4-for-4 on PATs for career-high seven points.

MARTIN CAREER STATISTICS						
PLACE-KICKING						
YEAR	G/GS	PAT-A	PCT	FG-A	PCT	TP
2016	2/0	5-5	1.000	0-0	--	5
2017	9/0	21-22	95.5	15-18	83.3	65
CAREER	11/0	26-27	96.3	15-18	83.3	70

CAREER BESTS
Longest FG: 46 vs. Oklahoma (9/23/17)
Most FGs: 4 vs. Oklahoma (9/23/17)
Most PATs: 5 vs. Oklahoma State (9/24/16)
Most Points: 15 vs. Oklahoma (9/23/17)



3
CHRIS MILLER
S • 6-0 • 185 • SO • 1L
FRISCO, TEXAS (LONE STAR HS)

Second-year defensive back ... Backup strong safety ... Voted into single-digit jersey by teammates in August 2017.

2017 (Sophomore): Had two tackles at Kansas ... Posted four tackles vs. Texas ... Played but did not record any stats vs. No. 23 West Virginia ... Had one tackle and first career PBU at No. 14 Oklahoma State ... Missed game at Kansas State due to injury ... Had three tackles and first career fumble recovery vs. No. 3 Oklahoma ... Made five tackles at Duke ... Totaled career highs of six tackles and five solo stops vs. UTSA ... Made first collegiate start vs. Liberty, tallying one tackle.

MILLER CAREER STATISTICS									
DEFENSIVE									
YEAR	G/GS	UT	AT	TT	TFL-YD	QBS-YD	FF/FR	PBU	INT-YD
2016	8/0	4	2	6	0-0	0-0	0/0	0	0-0
2017	8/1	10	10	22	0-0	0-0	0/1	1	0-0
CAREER	16/1	16	12	28	0-0	0-0	0/1	1	0-0

CAREER BESTS
Tackles: 6 vs. UTSA (9/9/17)
Solo Tackles: 5 vs. UTSA (9/9/17)
Tackles-For-Loss: N/A
Interceptions: N/A
Forced Fumbles: N/A
Fumble Recoveries: 1 vs. Oklahoma (9/23/17)
Pass Breakups: 1 at Oklahoma State (10/14/17)



15
DENZEL MIMS
WR • 6-3 • 197 • SO • 1L
DAINGERFIELD, TEXAS (DAINGERFIELD HS)

Second-year tall, rangy wide receiver ... Listed as starter at one wide receiver position entering 2017 ... Played in 11 games as true freshman in 2016 with one start (vs. SMU).
2017 (Sophomore): 2017 Biletnikoff Award Watch List mid-season addition ... Ranks 10th in FBS and third in receiving yards (849), 11th and third in receiving yards per game (94.3), 15th and fourth in yards per reception (19.74) and 21st and fifth in receiving TDs (7) ... Ranks second in FBS in catches of 40 or more yards (7), third in 30 or more (8), fifth in 20 or more (15) and 70 or more (2), 11th in 60 or more (2), 13th in 50 or more (3) and 20th in 10 or more (30) ... Ranks second among Big 12 WRs with 635 yards in Big 12 games ... Had at least one TD catch in each of the first five games this season (KD Cannon had one or more in each of the first three games in 2016 and Corey Coleman had one or more in the first eight games in 2015) ... Started at Kansas, had five catches for 122 yards for fourth 100-yard game of season and career ... Had four catches for 42 yards vs. Texas ... Started vs. No. 23 West Virginia, posted seven catches for 132 yards for third 100-yard receiving game of season/career and third in last four games ... Started at No. 14 Oklahoma State, had two catches for 20 yards and one rush for negative six yards ... Started at Kansas State, notched second straight 100-yard game with seven catches for 127 yards, including 70-yard TD ... Started vs. No. 3 Oklahoma, posted first career 100-yard receiving game with career highs in yards (192), catches (11) and TDs (3) to earn honorable mention on Earl Campbell Tyler Rose Award Player of the Week list for Week 4 ... First BU WR with three TDs in game since Corey Coleman had three vs. West Virginia on Oct. 17, 2015 ... Had 37th double-digit reception game in program history ... 92 receiving yards were 12th most in game in program history ... Started at Duke, had two catches for 67 yards, including 44-yard TD ... Started vs. UTSA, posted career-high-tying three catches for 62 yards with 20-yard TD grab ... Started vs. Liberty, had career-high 85 receiving yards on two catches, including first career TD on career-long, 45-yard grab.

MIMS CAREER STATISTICS						
RECEIVING						
YEAR	G/GS	REC	YD	AVG	TD	LP/OPPONENT
2016	11/1	4	24	6.0	0	10/at Rice
2017	9/8	43	849	19.7	7	71/Oklahoma (TD)
CAREER	20/9	47	873	18.6	7	71/Oklahoma (TD) (2017)

CAREER BESTS
Receptions: 11 vs. Oklahoma (9/23/17)
Receiving Yards: 192 vs. Oklahoma (9/23/17)
Touchdowns: 3 vs. Oklahoma (9/23/17)
Longest Reception: 71 vs. Oklahoma (9/23/17) (TD)
100-Yard Games: Season (4); Career (4) (Last at Kansas 11/4/17)
200-Yard Games: Season (0); Career (0)

PLAYER SPOTLIGHTS



5

BRIAN NANCE

DE • 6-3 • 250 • SR • 2L
EULESS, TEXAS (HARGRAVE MILITARY ACADEMY)

Fifth-year senior defensive lineman ... Listed as starter at RUSH entering 2017 ... Voted into single-digit jersey by teammates in August 2017 ... 2011 prep All-American ... Named to spring 2015 Big 12 Commissioner's Honor Roll.

2017 (Senior): Started at Kansas, had three tackles ... Started vs. Texas, made four tackles and one TFL ... Started vs. No. 23 West Virginia, had one tackle ... Started at No. 14 Oklahoma State, had first career PBU ... Started, made three tackles and one TFL at Kansas State ... Started, had one tackle vs. No. 3 Oklahoma ... Had career highs of five tackles, four solo stops, two sacks and two TFLs while also forcing fumble at Duke ... Played but did not record any stats vs. UTSA ... Made first collegiate start vs. Liberty, posted three tackles, including career-high three solo stops, along with one PBU.

NANCE CAREER STATISTICS

DEFENSIVE									
YEAR	G/GS	UT	AT	TT	TFL-YD	QBS-YD	FF/FR	QBH	INT-YD
2013									redshirt
2014	13/0	3	3	6	0.5-2	0-0	0/1	0	0-0
2015	13/0	6	3	9	3.0-13	2.0-12	2/0	3	0-0
2016									did not play
2017	9/7	14	6	20	4.0-21	2.0-15	1/0	0	0-0
CAREER	35/7	23	12	35	7.5-36	4.0-27	3/1	3	0-0

CAREER BESTS

- Tackles:** 5 at Duke (9/16/17)
- Solo Tackles:** 4 at Duke (9/16/17)
- Tackles for loss:** 2.0 at Duke (9/16/17)
- Sacks:** 2.0 at Duke (9/16/17)
- Forced Fumbles:** 1.0 vs. Rice (9/26/15); vs. Oklahoma (11/14/15); at Duke (9/16/17)
- Fumble Recoveries:** 1 vs. Buffalo (9/12/14)
- QB Hurries:** 2 vs. Iowa State (10/24/15)



13

TONY NICHOLSON

WR • 5-10 • 185 • SO • 1L
GRAND PRAIRIE, TEXAS (S. GRAND PRAIRIE HS)

Dynamic playmaker at both receiver and in the return game ... Listed as starter at inside receiver ... 2017 Preseason All-Big 12 (Athlon, Phil Steele) ... First-team All-Big 12 (Phil Steele) and honorable mention All-Big 12 returner (coaches) in 2016 ... 2016 Big 12 leader in punt return yards (10.21) ... Moved to offense from defensive back in 2016 fall camp.

2017 (Sophomore): Did not play at Kansas due to injury ... Started vs. Texas, had three catches for 38 yards and one punt return for five yards ... Started vs. No. 23 West Virginia, had three catches for 20 yards and one punt return for 14 yards ... Started at No. 14 Oklahoma State, had four catches for 57 yards ... Started at Kansas State, had two rushes for six yards, five catches for 24 yards and one punt return for three yards ... Started vs. No. 3 Oklahoma, had career highs of seven catches for 74 yards and career-long 41-yard grab, rushed one time for four yards, had two punt returns for 47 yards, including 42-yard return, for 125 all-purpose yards ... Posted three grabs for 29 yards with career-long catch of 19 yards at Duke ... Had one rush for career-high 31 yards, one catch for seven yards and one punt return for one yard vs. UTSA ... Made first collegiate start vs. Liberty, caught first five career passes for 28 yards.

NICHOLSON CAREER STATISTICS

RECEIVING						
YEAR	G/GS	REC	YD	AVG	TD	LP/OPPONENT
2015						redshirt
2016	13/0	0	0	0.0	0	--
2017	8/6	31	277	8.9	0	41/Oklahoma
CAREER	21/6	31	277	8.9	0	41/Oklahoma

RUSHING						
YEAR	G/GS	ATT	YD	AVG	TD	LP/OPPONENT
2015						redshirt
2016	13/0	1	3	3.0	0	3/Kansas State
2017	8/6	4	41	10.3	0	31/UTSA
CAREER	21/6	5	44	8.8	0	31/UTSA

KICK RETURNS						
YEAR	G/GS	RET	YD	AVG	TD	LP/OPPONENT
2015						redshirt
2016	13/0	18	339	18.8	0	28/Texas Tech
2017	8/6	0	0	N/A	0	N/A
CAREER	21/6	18	339	18.8	0	28/Texas Tech

PUNT RETURNS						
YEAR	G/GS	RET	YD	AVG	TD	LP/OPPONENT
2015						redshirt
2016	13/0	19	194	10.2	0	44/Northwestern State
2017	8/6	6	70	11.7	0	42/Oklahoma
CAREER	21/6	25	264	10.6	0	44/Northwestern State

CAREER BESTS

- RECEIVING**
- Receptions:** 7 vs. Oklahoma (9/23/17)
- Receiving Yards:** 74 vs. Oklahoma (9/23/17)
- Longest Reception:** 41 vs. Oklahoma (9/23/17)
- 100-Yard Games:** Season (0); Career (0)
- 200-Yard Games:** Season (0); Career (0)

CAREER BESTS

- RUSHING**
- Attempts:** 2 at Kansas State (9/30/17)
- Yards:** 31 vs. UTSA (9/9/17)
- Longest Rush:** 31 vs. UTSA (9/9/17)
- 100-Yard Games:** Season (0); Career (0)
- 200-Yard Games:** Season (0); Career (0)

PLAYER SPOTLIGHTS

CAREER BESTS

KICK RETURNS

Returns: 6 vs. TCU (11/5/16)
 Yards: 102 vs. TCU (11/5/16)
 Longest Return: 28 vs. Texas Tech (11/25/16)

CAREER BESTS

PUNT RETURNS

Returns: 4 vs. Northwestern State (9/2/16)
 Yards: 83 vs. Northwestern State (9/2/16)
 Longest Return: 44 vs. Northwestern State (9/2/16)



15

ERIC OGOR

LB • 5-10 • 205 • SO • SO
 ODESSA, TEXAS (MIDLAND CHRISTIAN)

Physical, athletic third-year linebacker ... Played in three games as redshirt freshman in 2016 ... Sat out 2015 as redshirt.

2017 (Sophomore): Has led Baylor in tackles twice ... Started at Kansas, had three tackles and QB hurry ... Made first career start vs. Texas, had six tackles and one TFL ... Had three tackles and 0.5 TFLs vs. No. 23 West Virginia ... Made two tackles and one TFL at No. 14 Oklahoma State ... Tallied career-high seven tackles (five solo) and one TFL at Kansas State ... Played vs. No. 3 Oklahoma but did not record any stats ... Posted career highs of four tackles, four solo stops, one sack, two TFLs, one PBU and one QB hurry at Duke ... Had two tackles and first career sack vs. UTSA ... Played but did not record any stats vs. Liberty.

OGOR CAREER STATISTICS

DEFENSIVE									
YEAR	G/GS	UT	AT	TT	TFL-YD	QBS-YD	FF/FR	PBU	INT-YD
2015									redshirt
2016	3/0	2	3	5	0-0	0-0	0/0	1	0-0
2017	9/2	19	8	27	6.5-24	2.0-16	0/0	1	0-0
CAREER	12/2	21	11	32	6.5-24	2.0-16	0/0	2	0-0

CAREER BESTS

Tackles: 7 at Kansas State (9/30/17)
 Solo Tackles: 5 at Kansas State (9/30/17)
 Tackles-For-Loss: 2.0 at Duke (9/16/17)
 Sacks: 1.0 vs. UTSA (9/9/17); at Duke (9/16/17)
 Interceptions: N/A
 Forced Fumbles: N/A
 Fumble Recoveries: N/A
 QB Hurries: 1 at Duke (9/16/17); at Kansas (11/4/17)



24

JALEN PITRE

LB • 6-0 • 200 • FR • HS
 STAFFORD, TEXAS (STAFFORD HS)

Rangy linebacker in mix at at SLB ... Enrolled in January 2017 ... Earned praise from coaching staff during first spring practice ... Selected to Big 12 Commissioner's Honor Roll in spring 2017.

2017 (Freshman): Started at Kansas, had two tackles and first career sack ... Made one tackle vs. Texas ... Had one tackle vs. No. 23 West Virginia ... Made two tackles and one TFL at No. 14 Oklahoma State ... Started at Kansas State, made four tackles ... Had two tackles vs. No. 3 Oklahoma ... Started, had four tackles and one QB hurry at Duke ... Started, made three tackles and first career TFL vs. UTSA ... Started in collegiate debut vs. Liberty, tallied seven tackles.

PITRE CAREER STATISTICS

DEFENSIVE									
YEAR	G/GS	UT	AT	TT	TFL-YD	QBS-YD	FF/FR	PBU	INT-YD
2017	9/5	20	6	26	3.0-12	1.0-6	0/0	0	0-0
CAREER	9/5	20	6	26	3.0-12	1.0-6	0/0	0	0-0

CAREER BESTS

Tackles: 7 vs. Liberty (9/2/17)
 Solo Tackles: 5 vs. Liberty (9/2/17)
 Tackles-For-Loss: 1.0 vs. UTSA (9/9/17); at OSU (10/14/17); at Kansas (11/4/17)
 Sacks: 1 at Kansas (11/4/17)
 Interceptions: N/A
 Forced Fumbles: N/A
 Fumble Recoveries: N/A
 QB Hurries: 1 at Duke (9/16/17)



52

GREG ROBERTS

DE • 6-5 • 260 • JR • 2L
 NACOGDOCHES, TEXAS (NACOGDOCHES HS)

Fourth-year junior defensive lineman ... Starting candidate at defensive end ... Named to fall 2014 Big 12 Commissioner's Honor Roll ... Father, Greg Sr., is former NFL player and 1978 Outland Trophy award winner.

2016 (Sophomore): Ranks first in FBS with two blocked field goals, is one of 17 players in FBS with two or more blocked FGs and only player in Big 12 ... Started at Kansas, had one PBU ... Started vs. Texas, had one tackle, one PBU and blocked one field goal ... Made one tackle for TFL vs. No. 23 West Virginia ... Had two tackles at No. 14 Oklahoma State ... Played but did not record any stats at Kansas State ... Had one tackle vs. No. 3 Oklahoma ... Made two tackles at Duke ... Had first career blocked FG vs. UTSA ... Started vs. Liberty, had three tackles and one TFL.

ROBERTS CAREER STATISTICS

DEFENSIVE									
YEAR	G/GS	UT	AT	TT	TFL-YD	QBS-YD	FF/FR	QBH	INT-YD
2014									redshirt
2015	5/0	2	0	2	0-0	0-0	0/0	0	0-0
2016	13/10	16	11	27	3.5-12	0-0	1/0	5	0-0
2017	9/3	8	2	10	2.0-2	0-0	0/0	0	0-0
CAREER	27/13	26	13	39	5.5-14	0-0	1/0	5	0-0

CAREER BESTS

Tackles: 6 at West Virginia (12/3/16)
 Solo Tackles: 4 vs. TCU (11/5/16); at West Virginia (12/3/16)
 Tackles for loss: 2.0 vs. TCU (11/5/16)
 Sacks: N/A
 QB Hurries: 2 vs. SMU (9/10/16)
 Forced Fumbles: 1 vs. Boise State (12/27/16)
 Fumbles Recovered: N/A
 Blocked Field Goals: 1 vs. UTSA (9/9/17); vs. Texas (10/28/17)

PLAYER SPOTLIGHTS



99
BRAVVION ROY
 DT • 6-1 • 320 • SO • 1L
 SPRING, TEXAS (SPRING HS)

Sophomore defensive tackle ... Listed as backup at nose tackle entering 2017 ... Played in nine games with one start as true freshman.

2017 (Sophomore): Made two tackles at Kansas ... Had three tackles and 0.5 TFLs vs. Texas ... Played vs. No. 23 West Virginia but did not have any stats ... Made three tackles at No. 14 Oklahoma State ... Started, had one tackle at Kansas State ... Started vs. No. 3 Oklahoma, had two tackles ... Started at Duke, had career highs of eight tackles, three solo stops and 1.5 TFLs ... Made one tackle vs. UTSA ... Had career highs of four tackles, two solo stops and 0.5 TFLs vs. Liberty.

ROY CAREER STATISTICS										
DEFENSIVE										
YEAR	G/GS	UT	AT	TT	TFL-YD	QBS-YD	FF/FR	QBH	INT-YD	
2016	9/1	5	2	7	0-0	0-0	0/0	0	0-0	
2017	8/3	12	12	24	2.5-4	0-0	0/0	0	0-0	
CAREER	17/4	17	14	31	2.5-4	0-0	0/0	0	0-0	

CAREER BESTS
Tackles: 8 at Duke (9/16/17)
Solo Tackles: 3 at Duke (9/16/17)
Tackles for loss: 1.5 at Duke (9/16/17)
Sacks: N/A
QB Hurries: 1 vs. SMU (9/10/16)
Forced Fumbles: N/A
Fumbles Recovered: N/A




2
TAION SELLS
 S • 5-8 • 185 • SR • 3L
 IRVING, TEXAS (MACARTHUR HS)

Fifth-year safety with starting experience ... Missed 2016 season due to injury ... Uncle, Joe Walker, played in NFL (Titans/Colts) and at Nebraska.

2017 (Redshirt Senior): Started at Kansas but did not record any stats ... Started vs. Texas, made five tackles ... Started vs. No. 23 West Virginia, had one PBU ... Started at No. 14 Oklahoma State, had one tackle ... Posted three tackles at Kansas State ... Made season debut vs. No. 3 Oklahoma, had six tackles, one PBU and first career forced fumble ... Missed games at Duke, vs. UTSA and Liberty due to team suspension.

SELLS CAREER STATISTICS										
DEFENSIVE										
YEAR	G/GS	UT	AT	TT	TFL-YD	QBS-YD	FF/FR	PBU	INT-YD	
2013	9/0	5	1	6	0-0	0-0	0/0	1	1-28	
2014	6/0	4	1	5	0-0	0-0	0/0	0	0-0	
2015	13/4	35	8	43	3.5-4	0-0	0/0	3	1-9	
2016										redshirted
2017	6/4	10	5	15	0-0	0-0	1/0	2	0-0	
CAREER	34/8	54	15	69	3.5-4	0-0	1/0	6	2-37	

CAREER BESTS
Tackles: 13 at TCU (11/27/15)
Solo Tackles: 11 at TCU (11/27/15)
Tackles-For-Loss: 2.0 at TCU (11/27/15)
Interceptions: 1 vs. ULM (9/21/13); vs. SMU (9/4/15)
Forced Fumbles: 1 vs. Oklahoma (9/23/17)
Fumble Recoveries: N/A
Pass Breakups: 1, five times, last vs. Oklahoma (9/23/17); vs. West Virginia (10/21/17)



8
ZACH SMITH
 QB • 6-3 • 225 • SO • 1L
 GRANDVIEW, TEXAS (GRANDVIEW HS)

Sophomore quarterback entered 2017 as the backup, moved into starting lineup for week three ... Earned team's final single-digit jersey following K-State game (No. 8) ... Played in 10 games with four starts as true freshman in 2016 ... Prep All-American, graduated early from Grandview (Texas) High School, and enrolled at Baylor in January 2016 ... Former top 300 recruit ... Went through spring drills in 2016.

2017 (Sophomore): Ranks 14th in FBS and third in Big 12 in yards per completion (14.16) ... Ranks first in FBS in passes of 70 or more yards (5), sixth in 60 or more (5), 14th in 50 or more (6) and 16th in 40 or more (9) ... Has thrown for at least 200 yards in first seven career starts and eight of 10 starts ... 14 TD passes in first five career starts were second-best among Baylor QBs in first five starts, trailing only Seth Russell (24) ... Missed game at Kansas due to injury ... Started vs. Texas, went 4-for-11 for 37 yards with one interception ... Started vs. No. 23 West Virginia, went 16-for-27 for 261 yards while rushing five times for negative 42 yards ... Started at No. 14 Oklahoma State, went 11-for-28 with 127 yards and one interception while rushing four times for minus five yards ... Started at Kansas State, went 26-for-44 with 291 yards, one TD and one interception while rushing three times for negative 19 yards ... Started vs. No. 3 Oklahoma, set career highs going 33-for-50 with 463 yards and four TDs to earn recognition in Davey O'Brien Great 8 list for Week 4, one of eight spots on Manning Award Stars of the Week list and honorable mention on Earl Campbell Tyler Rose Award Player of the Week list ... Tallied third career 300-yard passing game and first 400-yard game with 463 yards, fifth most single-game yards in program history and 19th 400-yard effort by BU QB ... 33 completions, tying Shawn Bell and Robert Griffin III for fourth most completions in game ... Started at Duke, went 12-for-34 with career-high-tying three TDs and three interceptions while amassing 263 yards with career-long TD strikes of 73 and 79 yards while rushing career-high seven times for career-best 10 yards with career-long 17-yard gain ... Subbed in for one play, completed only pass for 16 yards ... Played one snap vs. Liberty, throwing hail mary pass that was intercepted as time expired in game.

Z. SMITH CAREER STATISTICS										
PASSING										
YEAR	G/GS	CMP	ATT	PCT	YDS	INT	TD	EFF.	LP/OPPONENT	
2016	10/4	116	196	59.2	1,526	7	13	139.33	68/Boise St. (TD)	
2017	8/6	103	196	52.6	1,458	6	8	122.38	79/at Duke (TD)	
CAREER	18/10	219	392	55.9	2,984	14	21	130.35	79/at Duke (TD)	

CAREER BESTS
PASSING
Attempts: 50 vs. Oklahoma (9/23/17)
Completions: 33 vs. Oklahoma (9/23/17)
Yards: 463 vs. Oklahoma (9/23/17)
Touchdowns: 4 vs. Oklahoma (9/23/17)
Longest Pass: 79 (TD) at Duke (9/16/17)
200-Yard Games: Season (4); Career (8) (Last vs. WVU 10/22/17)
300-Yard Games: Season (1); Career (3) (Last vs. Oklahoma 9/23/17)
400-Yard Games: Season (1); Career (1) (Last vs. Oklahoma 9/23/17)

PLAYER SPOTLIGHTS



17
POOH STRICKLIN
 WR • 6-2 • 185 • SO • 1L
 WACO, TEXAS (MIDWAY HS)

Third-year wide out ... Listed as backup at one outside receiver spot ... Sat out 2015 as redshirt ... Local product from nearby Midway High School ... Given name is Devontre.
2017 (Sophomore): Missed game at Kansas due to injury ... Played but did not record any stats vs. Texas ... Posted one catch for nine yards vs. No. 23 West Virginia ... Started at No. 14 Oklahoma State, had three catches for 41 yards ... Started at Kansas State, set career highs with nine catches and 102 yards for first 100-yard game ... Had career highs of six catches and 85 yards vs. No. 3 Oklahoma ... Had one catch for two yards at Duke ... Played vs. UTSA but did not record any stats ... Made career-high-tying three catches for career-high 60 yards, including career-long 49-yard grab, vs. Liberty.

STRICKLIN CAREER STATISTICS

RECEIVING						
YEAR	G/GS	REC	YD	AVG	TD	LP/OPPONENT
2015			redshirt			
2016	8/3	13	226	17.4	2	45/at Texas
2017	8/2	23	299	13.0	0	49/Liberty
CAREER	16/5	36	525	14.6	2	49/Liberty

CAREER BESTS
Receptions: 9 at Kansas State (9/30/17)
Receiving Yards: 102 at Kansas State (9/30/17)
Longest Reception: 49 vs. Liberty (9/2/17)
Touchdowns: 1 vs. NSU (9/2/16), vs. KSU (11/19/16)
100-Yard Games: Season (1); Career (1) (Last at Kansas State 9/30/17)
200-Yard Games: Season (0); Career (0)



48
BJ THOMPSON
 DE • 6-6 • 220 • FR • HS
 ENGLAND, ARK. (ENGLAND HS)

Rangy, tall, athletic pass rusher ... Praised for development during fall camp ... Listed as reserve DE following fall camp.
2017 (Freshman): Played but did not record any stats at Kansas ... Played but did not record any stats vs. Texas ... Played vs. No. 23 West Virginia but did not record any stats ... Had career-best two tackles and first TFL at No. 14 Oklahoma State ... Did not play at Kansas State ... Dressed but did not play vs. No. 3 Oklahoma ... Dressed but did not play at Duke ... Made first career start vs. UTSA but did not record any stats ... Made collegiate debut vs. Liberty, had one tackle and one PBU.

THOMPSON CAREER STATISTICS

DEFENSIVE										
YEAR	G/GS	UT	AT	TT	TFL-YD	QBS-YD	FF/FR	PBU	INT-YD	
2017	5/0	2	1	3	1.0-1	0-0	0/0	1	0-0	
CAREER	5/0	2	1	3	1.0-1	0-0	0/0	1	0-0	

CAREER BESTS
Tackles: 2 at Oklahoma State (10/14/17)
Solo Tackles: 1 vs. Liberty (9/2/17); at Oklahoma State (10/14/17)
Tackles-For-Loss: 1.0 at Oklahoma State (10/14/17)
Sacks: N/A
Interceptions: N/A
Forced Fumbles: N/A
Fumble Recoveries: N/A
QB Hurries: N/A



27
VERKEDRICK VAUGHNS
 S • 5-9 • 190 • JR • 2L
 MESQUITE, TEXAS (POTEET HS)

Tough and aggressive defensive back ... Could see action at corner, safety or in nickel package ... 2016 Academic All-Big 12 second team ... Two-time Big 12 Commissioner's Honor Roll selection.
2017 (Junior): Started at Kansas, made two tackles ... Started vs. Texas, had six tackles, one PBU and first career sack/TFL ... Started at safety vs. No. 23 West Virginia, had four tackles and one PBU ... Made first career start at safety at No. 14 Oklahoma State, had two tackles ... Made five tackles at Kansas State ... Had two tackles vs. No. 3 Oklahoma ... Made two tackles at Duke ... Tallied one tackle vs. UTSA ... Recorded career-high 10 tackles, including career-best nine solo stops, vs. Liberty.

VAUGHNS CAREER STATISTICS

DEFENSIVE										
YEAR	G/GS	UT	AT	TT	TFL-YD	QBS-YD	FF/FR	PBU	INT-YD	
2014					redshirt					
2015	11/0	2	0	2	0-0	0-0	0/0	0	0-0	
2016	12/4	14	0	14	0-0	0-0	0/1	7	0-0	
2017	9/4	28	6	44	1.0-4	1.0-4	0/0	2	0-0	
CAREER	32/8	44	6	50	1.0-4	1.0-4	0/1	9	0-0	

CAREER BESTS
Tackles: 10 vs. Liberty (9/2/17)
Solo Tackles: 9 vs. Liberty (9/2/17)
Tackles-For-Loss: 1 vs. Texas (10/28/17)
Sacks: 1 vs. Texas (10/28/17)
Pass Breakups: 3 at Rice (9/16/16)
Interceptions: N/A
Forced Fumbles: 1 vs. OK State (9/24/16)
Recovered Fumbles: 1 vs. OK State (9/24/16)



24
ISHMAIL WAINRIGHT
 TE • 6-5 • 260 • SR • HS
 KANSAS CITY, MO. (MONTROSE CHRISTIAN)

Second-string tight end ... Four-year member of Baylor basketball team ... Joined football program in April 2017 ... Competing for time at tight end ... Hasn't played football since ninth grade in 2009 ... Two-time Big 12 Commissioner's Honor Roll member.
2017 (Senior): Had first career catch at Kansas for nine-yard TD ... Played but did not record any stats vs. Texas ... Played vs. No. 23 West Virginia but didn't record any stats ... Played at No. 14 Oklahoma State but didn't record any stats ... Missed games at Duke, vs. Oklahoma and at Kansas State due to illness ... Made first career start vs. UTSA but didn't record any stats ... Made collegiate football debut vs. Liberty but didn't record any stats.

WAINRIGHT CAREER STATISTICS

RECEIVING						
YEAR	G/GS	REC	YD	AVG	TD	LP/OPPONENT
2017	6/1	1	9	9.0	1	9/at Kansas (TD)
CAREER	6/1	1	9	9.0	1	9/at Kansas (TD)

CAREER BESTS
RECEIVING
Receptions: 1 at Kansas (11/4/17)
Receiving Yards: 9 at Kansas (11/4/17)
Touchdowns: 1 at Kansas (11/4/17)
Longest Reception: 9 at Kansas (11/4/17)
100-Yard Games: Season (0); Career (0)

PLAYER SPOTLIGHTS

200-Yard Games: Season (0); Career (0)



6

TREVOR WHITE

WR • 5-7 • 165 • JR • 1L
ARLINGTON, TEXAS (MARTIN HS)

Fourth-year junior wide receiver and special teams contributor ... Earned scholarship in fall 2017 camp ... Voted into single-digit jersey by teammates in August 2017 ... Listed as second-team punt returner on post-spring depth chart ... Served on mission trip to Brazil during summer 2017.

2017 (Junior): Played at Kansas but did not record any stats ... Had first career catches (4) for 28 yards vs. Texas while returning four kickoffs for 95 yards ... Posted four kickoff returns for 88 yards vs. No. 23 West Virginia ... Had three kickoff returns for 44 yards at No. 14 Oklahoma State ... Played but did not record any stats at Kansas State ... Saw action vs. No. 3 Oklahoma but did not record any stats ... Played at Duke but did not record any stats ... Played but did not record any stats vs. UTSA ... Played vs. Liberty but did not record any stats.

WHITE CAREER STATISTICS

RECEIVING						
YEAR	G/GS	REC	YD	AVG	TD	LP/OPPONENT
2014			redshirt			
2015	1/0	0	0	N/A	0	N/A
2016	4/0	0	0	N/A	0	N/A
2017	8/0	4	28	7.0	0	11/Texas
CAREER	13/0	4	28	7.0	0	11/Texas

PUNT RETURNS						
YEAR	G/GS	RET	YD	AVG	TD	LP/OPPONENT
2014			redshirt			
2015	1/0	0	0	0.0	0	--
2016	4/0	4	29	7.2	0	13/Kansas
2017	8/0	0	0	N/A	0	N/A
CAREER	13/0	4	29	7.2	0	13/Kansas 2016

CAREER BESTS

RECEIVING

Receptions: 4 vs. Texas (10/28/17)
Receiving Yards: 28 vs. Texas (10/28/17)
Touchdowns: N/A
Longest Reception: 11 vs. Texas (10/28/17)
100-Yard Games: Season (0); Career (0)
200-Yard Games: Season (0); Career (0)

CAREER BESTS

PUNT RETURNS

Returns: 2 vs. Northwestern State (9/2/16)
Yards: 13 vs. Kansas (10/15/16)
Longest Return: 13 vs. Kansas (10/15/16)



40

DEONTE WILLIAMS

DE • 6-1 • 225 • R-FR • RS
PLANO, TEXAS (PRESTONWOOD CHRISTIAN)

Moved from linebacker to defensive line in fall 2017 camp.

2017 (Redshirt Freshman): Had two tackles at Kansas ... Played but did not record any stats vs. Texas ... Did not play vs. No. 23 West Virginia and at No. 14 Oklahoma State due to injury ... Started at Kansas State, posted two tackles ... Started vs. No. 3 Oklahoma, had one tackle ... Started at Duke, had three tackles, first TFL (0.5) and first fumble recovery ... Made first career start vs. UTSA, posted first four career tackles (all solo) and two QB hurries ... Made collegiate debut vs. Liberty but did not record any stats.

D. WILLIAMS CAREER STATISTICS

DEFENSIVE									
YEAR	G/GS	UT	AT	TT	TFL-YD	QBS-YD	FF/FR	QBH	INT-YD
2016					redshirt				
2017	7/4	7	5	12	0.5-1	0-0	0/1	2	0-0
CAREER	7/4	7	5	12	0.5-1	0-0	0/1	2	0-0

CAREER BESTS

Tackles: 4 vs. UTSA (9/9/17)
Solo Tackles: 4 vs. UTSA (9/9/17)
Tackles-For-Loss: 0.5 at Duke (9/16/17)
Sacks: N/A
Interceptions: N/A
Forced Fumbles: N/A
Fumble Recoveries: 1 at Duke (9/16/17)
QB Hurries: 2 vs. UTSA (9/9/17)

PLAYER SPOTLIGHTS



22
TERENCE WILLIAMS
 RB • 6-2 • 222 • JR • 2L
 ENNIS, TEXAS (ENNIS HS)

Tall, punishing, fourth-year junior tailback ... Has run for 1,604 yards with 14 touchdowns in his first two seasons ... 2017 Preseason All-Big 12 (Lindy's, Athlon, Phil Steele) ... Honorable mention All-Big 12 in 2016 ... Early enrollee in January 2014, participated in third spring drills in 2016 ... Former national top 300 recruit and 2014 prep All-American.

2017 (Junior): Started at Kansas, rushed 23 times for 62 yards at one TD while setting career highs in catches (4) and receiving yards (25), and had one kick return for 23 yards ... Started vs. Texas, ran seven times for 29 yards ... Started vs. No. 23 West Virginia, had seven carries for seven yards ... Rushed 10 times for 95 yards at No. 14 Oklahoma State ... Started at Kansas State, had 11 carries for 27 yards and two catches for 15 yards ... Made season debut vs. No. 3 Oklahoma, ran 11 times for 26 yards ... Missed games at Duke, vs. UTSA and Liberty due to injury.

T. WILLIAMS CAREER STATISTICS

RUSHING						
YEAR	G/GS	ATT	YD	AVG	TD	LP/OPPONENT
2014			redshirt			
2015	9/0	88	556	6.3	3	56/at SMU
2016	12/6	185	1048	5.7	11	57/Texas Tech
2017	6/4	69	246	3.5	1	39/at Oklahoma State
CAREER	27/10	342	1,850	5.4	15	57/Texas Tech 2016

RECEIVING						
YEAR	G/GS	REC	YD	AVG	TD	LP/OPPONENT
2014			redshirt			
2015	9/0	2	7	3.5	0	5/North Carolina
2016	12/6	2	22	11.0	0	23/Oklahoma State
2017	6/4	6	40	6.7	0	8/at Kansas State
CAREER	27/10	10	69	6.9	0	23/Oklahoma State (2016)

CAREER BESTS

RUSHING
Attempts: 25 vs. Boise State (12/27/16)
Yards: 180 at Texas (10/29/16)
Touchdowns: 2 vs. NSU (9/2/16); at ISU (10/1/16); vs. TTU (11/25/16)
Longest Rush: 57 vs. TTU (11/25/16)
100-Yard Games: Season (0); Career (6) (Last vs. Boise State 12/27/16)
200-Yard Games: Season (0); Career (0)

CAREER BESTS

RECEIVING
Receptions: 4 at Kansas (11/4/17)
Receiving Yards: 25 at Kansas (11/4/17)
Touchdowns: N/A
Longest Reception: 23 vs. Oklahoma State (9/24/16)
100-Yard Games: Season (0); Career (0)
200-Yard Games: Season (0); Career (0)



1
TAYLOR YOUNG
 LB • 5-9 • 225 • SR • 3L
 DESOTO, TEXAS (DESOTO HS)

Fifth-year senior ... Two-time All-Big 12 linebacker, listed as starter at weakside linebacker entering fall camp ... Powerful, compact leader ... 2017 Preseason All-Big 12 (Lindy's, Athlon, Phil Steele) ... 2017 AFCA Good Works Team nominee ... 2017 Wuerffel Trophy Watch List ... Voted into single-digit jersey by teammates in August 2017 ... 2014 Big 12 Defensive Newcomer of Year and Freshman All-America ... 2012 prep All-American ... Father (Rodney, Tulsa) and brothers (R.J., Arizona and ULM; Cyrus Gray, Texas A&M and K.C. Chiefs) played football ... Served on Brazil mission trip during summer 2017.

2017 (Senior): Ranks second all-time at Baylor in career sacks (15.5) and tied for fourth in career TFLs (38.0) ... 208 career solo tackles rank fifth at Baylor ... Has 11 career double digit tackle games ... Started at MLB for first time in career at Kansas, posted 10 tackles, three TFLs and one sack ... Started vs. Texas, had three tackles and two QB hurries ... Started vs. No. 23 West Virginia, had six tackles and one TFL ... Started at No. 14 Oklahoma State, had seven tackles ... Started at Kansas State, had two tackles ... Started vs. No. 3 Oklahoma, had seven tackles, two TFLs and career-high-tying two sacks ... Started at Duke, had three tackles ... Started, registered five tackles vs. UTSA ... Started, tallied eight tackles and one TFL vs. Liberty.

YOUNG CAREER STATISTICS

DEFENSIVE									
YEAR	G/GS	UT	AT	TT	TFL-YD	QBS-YD	FF/FR	PBU	INT-YD
2013					redshirt				
2014	13/8	58	34	92	8.5-45	4.0-38	2/0	3	1-37
2015	12/12	60	20	80	13.5-38	4.0-19	0/1	1	0-0
2016	10/9	58	35	93	9.0-44	4.5-23	0/0	1	0-0
2017	9/9	32	19	51	7.0-33	3.0-19	0/0	0	0-0
CAREER	44/38	208	108	316	38.0-160	15.5-99	2/1	5	1-37

CAREER BESTS

Tackles: 17 at Iowa State (10/1/16); vs. Boise State (12/27/16)
Solo Tackles: 12 vs. Boise State (12/27/16)
Tackles-For-Loss: 3.5 vs. Northwestern State (9/2/16)
Sacks: 2.0 at WVU (10/18/14); vs. Kansas (10/15/16); vs. Oklahoma (9/23/17)
Forced Fumbles: 1, two times, last vs. TTU (11/29/14)
Fumbles Recovered: 1 at TCU (11/27/15)
Interceptions: 1 vs. Michigan State (1/1/15)

BAYLOR FOOTBALL 2017

OVERALL: 1-8 (HOME 0-5, ROAD 1-3, NEUTRAL 0-0) | BIG 12 CONFERENCE: 1-5 (HOME 0-3, ROAD 1-2, NEUTRAL 0-0)

RESULTS 1-8 (1-5 BIG 12)

DATE	OPPONENT	RESULT	SCORE	ATTEND.	AP RANK	TV
Sept. 2	LIBERTY	L	45-48	45,784	—	FS2
Sept. 9	UTSA	L	10-17	41,923	—	FSN
Sept. 16	at Duke	L	20-34	26,714	—	ACC
Sept. 23	OKLAHOMA	L	41-49	43,573	— 3	FS1
Sept. 30	at Kansas State	L	20-33	52,293	—	ESPN2
Oct. 14	at Oklahoma State	L	16-59	56,790	— 14	FS1
Oct. 21	WEST VIRGINIA	L	36-38	45,389	— 23	FS2
Oct. 28	TEXAS	L	7-38	45,656	—	ESPNU
Nov. 4	at Kansas	W	38-9	21,797	—	FSN
Nov. 11	vs. Texas Tech					
Nov. 18	IOWA STATE					
Nov. 24	at TCU					

TEAM STATISTICS

	BAYLOR	OPPONENTS
SCORING	233	325
Points Per Game	25.9	36.1
Points Off Turnovers	20	48
FIRST DOWNS	169	200
Rushing	59	95
Passing	93	95
Penalty	17	10
RUSHING YARDAGE	1089	1862
Yards gained rushing	1470	2103
Yards lost rushing	381	241
Rushing Attempts	318	357
Average Per Rush	3.4	5.2
Average Per Game	121.0	206.9
TDs Rushing	10	18
PASSING YARDAGE	2523	2453
Comp-Att-Int	179-329-10	191-293-3
Average Per Pass	7.7	8.4
Average Per Catch	14.1	12.8
Average Per Game	280.3	272.6
TDs Passing	17	18
TOTAL OFFENSE	3612	4315
Total Plays	647	650
Average Per Play	5.6	6.6
Average Per Game	401.3	479.4
KICK RETURNS: #-Yards	28-489	32-779
PUNT RETURNS: #-Yards	7-60	13-33
INT RETURNS: #-Yards	3-20	10-141
KICK RETURN AVERAGE	17.5	24.3
PUNT RETURN AVERAGE	8.6	2.5
INT RETURN AVERAGE	6.7	14.1
FUMBLES-LOST	15-6	12-7
PENALTIES-Yards	68-501	66-650
Average Per Game	55.7	72.2
PUNTS-Yards	46-1994	41-1741
Average Per Punt	43.3	42.5
Net punt average	42.2	37.6
KICKOFFS-Yards	48-2883	65-3991
Average Per Kick	60.1	61.4
Net kick average	37.1	40.4
TIME OF POSSESSION/Game	29:12	30:48
3RD-DOWN Conversions	42/138	51/130
3rd-Down Pct	30%	39%
4TH-DOWN Conversions	13/27	7/12
4th-Down Pct	48%	58%
SACKS BY-Yards	17-110	27-204
MISC YARDS	0	0
TOUCHDOWNS SCORED	27	39
FIELD GOALS-ATTEMPTS	15-18	17-21
ON-SIDE KICKS	2-3	0-0
RED-ZONE SCORES	(24-28) 86%	(29-32) 91%
RED-ZONE TOUCHDOWNS	(14-28) 50%	(16-32) 50%
PAT-ATTEMPTS	(24-25) 96%	(38-38) 100%
ATTENDANCE	222325	157594
Games/Avg Per Game	5/44465	4/39398
Neutral Site Games		0/0

SCORE BY QUARTERS	1st	2nd	3rd	4th	Total
Baylor	24	71	71	67	233
Opponents	65	100	78	82	325

RUSHING

	GP	ATT.	GAIN	LOSS	NET	AVG.	TD	LONG	YPG
Lovett, John	8	84	434	29	405	4.8	5	74	50.6
Williams, Ter.	6	69	262	16	246	3.6	1	39	41.0
Hasty, JaMycal	5	37	160	14	146	3.9	1	18	29.2
Ebner, Trestan	9	17	113	7	106	6.2	2	40	11.8
Solomon, Anu	3	16	138	32	106	6.6	0	44	35.3
Brewer, Charlie	5	37	155	74	81	2.2	0	16	16.2
Nicholson, Tony	8	4	42	1	41	10.2	0	31	5.1
Platt, Chris	4	4	39	3	36	9.0	0	26	9.0
Dixon, dru	3	10	31	2	29	2.9	0	17	9.7
Atkinson, Jared	9	1	7	0	7	7.0	0	7	0.8
Martin, Connor	9	2	16	11	5	2.5	0	16	0.6
Holmes, Gavin	8	1	4	0	4	4.0	1	4	0.5
Okeke, Obim	3	2	5	2	3	1.5	0	5	1.0
Lynch, Blake	9	1	0	1	-1	-1.0	0	0	-0.1
Mims, Denzel	9	1	0	6	-6	-6.0	0	0	-0.7
TEAM	5	4	0	50	-50	-12.5	0	0	-10.0
Smith, Zach	8	28	64	133	-69	-2.5	0	17	-8.6
Total.....	9	318	1470	381	1089	3.4	10	74	121.0
Opponents.....	9	357	2103	241	1862	5.2	18	99	206.9

PASSING

	G	EFF	CMP-ATT-I	PCT	YDS	TD	LONG	AVG/G
Smith, Zach	8	121.36	103-196-7	52.6	1458	8	79	182.2
Brewer, Charlie	5	157.58	51-76-1	67.1	646	5	56	129.2
Solomon, Anu	3	121.30	24-55-2	43.6	399	4	75	133.0
Atkinson, Jared	9	268.00	1-1-0	100.0	20	0	20	2.2
Nicholson, Tony	8	0.00	0-1-0	0.0	0	0	0	0.0
Total.....	9	129.80	179-329-10	54.4	2523	17	79	280.3
Opponents.....	9	153.74	191-293-3	65.2	2453	18	68	272.6

RECEIVING

	G	NO	YDS	AVG	TD	LONG	AVG/G
Mims, Denzel	9	43	849	19.7	7	71	94.3
Nicholson, Tony	8	31	277	8.9	0	41	34.6
Stricklin, Pooh	8	23	299	13.0	0	49	37.4
Platt, Chris	4	16	401	25.1	5	79	100.2
Ebner, Trestan	9	14	178	12.7	2	52	19.8
Holmes, Gavin	8	10	150	15.0	1	56	18.8
Hasty, JaMycal	5	7	29	4.1	0	8	5.8
Williams, Ter.	6	6	40	6.7	0	8	6.7
Lovett, John	8	6	14	2.3	0	4	1.8
Sneed, R.J.	7	5	53	10.6	0	19	7.6
Lynch, Blake	9	4	61	15.2	0	52	6.8
White, Trevor	8	4	28	7.0	0	11	3.5
Feuerbacher, J.	7	3	50	16.7	1	25	7.1
Jones, Marques	9	2	23	11.5	0	14	2.6
Brewer, Charlie	5	1	20	20.0	0	20	4.0
Atkinson, Jared	9	1	19	19.0	0	19	2.1
Jaynes, Tyler	6	1	12	12.0	0	12	2.0
Clements, Jayson	6	1	11	11.0	0	11	1.8
Wainright, Ish	6	1	9	9.0	1	9	1.5
Total.....	9	179	2523	14.1	17	79	280.3
Opponents.....	9	191	2453	12.8	18	68	272.6

TOTAL OFFENSE

	G	PLAYS	RUSH	PASS	TOTAL	AVG/G
Smith, Zach	8	224	-69	1458	1389	173.6
Brewer, Charlie	5	113	81	646	727	145.4
Solomon, Anu	3	71	106	399	505	168.3
Lovett, John	8	84	405	0	405	50.6
Williams, Ter.	6	69	246	0	246	41.0
Hasty, JaMycal	5	37	146	0	146	29.2
Ebner, Trestan	9	17	106	0	106	11.8
Nicholson, Tony	8	5	41	0	41	5.1
Platt, Chris	4	4	36	0	36	9.0
Dixon, dru	3	10	29	0	29	9.7
Atkinson, Jared	9	2	7	20	27	3.0
Martin, Connor	9	2	5	0	5	0.6
Holmes, Gavin	8	1	4	0	4	0.5
Okeke, Obim	3	2	3	0	3	1.0
Lynch, Blake	9	1	-1	0	-1	-0.1
Mims, Denzel	9	1	-6	0	-6	-0.7
TEAM	5	4	-50	0	-50	-10.0
Total.....	9	647	1089	2523	3612	401.3
Opponents.....	9	650	1862	2453	4315	479.4

BAYLOR FOOTBALL 2017

OVERALL: 1-8 (HOME 0-5, ROAD 1-3, NEUTRAL 0-0) | BIG 12 CONFERENCE: 1-5 (HOME 0-3, ROAD 1-2, NEUTRAL 0-0)

SCORING

	TD	FGS	PATs					SAF	PTS
			KICK	RUSH	RCV	PASS	DXP		
Martin, Connor	0	15-18	24-25	0-0	0	0-0	0	0	69
Mims, Denzel	7	0-0	0-0	0-0	0	0-0	0	0	42
Lovett, John	5	0-0	0-0	0-0	0	0-0	0	0	30
Platt, Chris	5	0-0	0-0	0-0	0	0-0	0	0	30
Ebner, Trestan	4	0-0	0-0	0-0	0	0-0	0	0	24
Holmes, Gavin	2	0-0	0-0	0-0	0	0-0	0	0	12
Wainright, Ish	1	0-0	0-0	0-0	0	0-0	0	0	6
Williams, Ter	1	0-0	0-0	0-0	0	0-0	0	0	6
Hasty, JaMycal	1	0-0	0-0	0-0	0	0-0	0	0	6
Feuerbacher, J.	1	0-0	0-0	0-0	0	0-0	0	0	6
Nicholson, Tony	0	0-0	0-0	0-0	1	0-0	0	0	2
Smith, Zach	0	0-0	0-0	0-0	0	1-1	0	0	0
Brewer, Charlie	0	0-0	0-0	0-0	0	0-1	0	0	0
Total.....	27	15-18	24-25	0-0	1	1-2	0	0	233
Opponents.....	39	17-21	38-38	1-1	0	0-0	0	0	325

PUNT RETURNS

	NO	YDS	AVG	TD	LONG
Nicholson, Tony	6	70	11.7	0	42
Sneed, R.J.	1	-10	-10.0	0	0
Total.....	7	60	8.6	0	42
Opponents.....	13	33	2.5	0	34

KICK RETURNS

	NO	YDS	AVG	TD	LONG
White, Trevor	11	227	20.6	0	29
Ebner, Trestan	4	52	13.0	0	23
Williams, Ter	3	46	15.3	0	23
Lovett, John	3	44	14.7	0	18
Platt, Chris	2	24	12.0	0	14
Okeke, Obim	2	22	11.0	0	13
Dixon, Dru	1	29	29.0	0	29
Hasty, JaMycal	1	36	36.0	0	36
Kelly, Chad	1	9	9.0	0	9
Total.....	28	489	17.5	0	36
Opponents.....	32	779	24.3	0	70

INTERCEPTIONS

	NO	YDS	AVG	TD	LONG
Arnold, Grayland	1	20	20.0	0	20
Black, Henry	1	0	0.0	0	0
Hand, Harrison	1	0	0.0	0	0
Total.....	3	20	6.7	0	20
Opponents.....	10	141	14.1	3	43

FUMBLE RETURNS

	NO	YDS	AVG	TD	LONG
Total.....	0	0	0.0	0	0
Opponents.....	1	13	13.0	0	13

ALL-PURPOSE YARDS

	G	RUSH	REC	PR	KOR	IR	TOT	AVG/G
Mims, Denzel	9	-6	849	0	0	0	843	93.7
Lovett, John	8	405	14	0	44	0	463	57.9
Platt, Chris	4	36	401	0	24	0	461	115.2
Nicholson, Tony	8	41	277	70	0	0	388	48.5
Ebner, Trestan	9	106	178	0	52	0	336	37.3
Williams, Ter	6	246	40	0	46	0	332	55.3
Stricklin, Pooh	8	0	299	0	0	0	299	37.4
White, Trevor	8	0	28	0	227	0	255	31.9
Hasty, JaMycal	5	146	29	0	36	0	211	42.2
Holmes, Gavin	8	4	150	0	0	0	154	19.2
Solomon, Anu	3	106	0	0	0	0	106	35.3
Brewer, Charlie	5	81	20	0	0	0	101	20.2
Lynch, Blake	9	-1	61	0	0	0	60	6.7
Dixon, Dru	3	29	0	0	29	0	58	19.3
Feuerbacher, J.	7	0	50	0	0	0	50	7.1
Sneed, R.J.	7	0	53	-10	0	0	43	6.1
Atkinson, Jared	9	7	19	0	0	0	26	2.9
Okeke, Obim	3	3	0	0	22	0	25	8.3
Jones, Marques	9	0	23	0	0	0	23	2.6
Arnold, Grayland	6	0	0	0	0	20	20	3.3
Jaynes, Tyler	6	0	12	0	0	0	12	2.0
Clements, Jayson	6	0	11	0	0	0	11	1.8
Wainright, Ish	6	0	9	0	0	0	9	1.5
Kelly, Chad	5	0	0	0	9	0	9	1.8
Martin, Connor	9	5	0	0	0	0	5	0.6
TEAM	5	-50	0	0	0	0	-50	-10.0
Smith, Zach	8	-69	0	0	0	0	-69	-8.6
Total.....	9	1089	2523	60	489	20	4181	464.6
Opponents.....	9	1862	2453	33	779	141	5268	585.3

PUNTING

	NO	YDS	AVG	LONG	TB	FC	I20	50+	BLKD
Martin, Connor	25	1044	41.8	58	1	7	6	4	0
Galitz, Drew	21	950	45.2	70	0	9	5	6	0
Total.....	46	1994	43.3	70	1	16	11	10	0
Opponents.....	41	1741	42.5	58	7	20	14	8	0

FIELD GOALS

	FGM-FGA	PCT	01-19	20-29	30-39	40-49	50-99	LG	BLK
Martin, Connor	15-18	83.3	0-0	5-5	6-8	4-5	0-0	46	1

KICKOFFS

	NO	YDS	AVG	TB	OB	RETN	NET	YDLN
Galitz, Drew	24	1414	58.9	8	2			
Sedwick, Jay	16	978	61.1	4	0			
Martin, Connor	8	491	61.4	1	0			
Total.....	48	2883	60.1	13	2	779	37.1	27
Opponents.....	65	3991	61.4	35	1	489	40.4	24

BAYLOR FOOTBALL 2017

OVERALL: 1-8 (HOME 0-5, ROAD 1-3, NEUTRAL 0-0) | BIG 12 CONFERENCE: 1-5 (HOME 0-3, ROAD 1-2, NEUTRAL 0-0)

DEFENSIVE STATISTICS

	GP-GS	SOLO	AST	TOTAL	TFL-YDS	SACKS-YDS	INT-YDS	PBU	QBH	FR-YDS	FF	BLOCK	SAFETY
Johnston,Clay	8-8	34	20	54	9.0-29	1.0-7	.	.	3	.	1	.	.
Young,Taylor	9-9	32	19	51	7.0-33	3.0-19	.	.	2
Hand,Harrison	9-8	31	9	40	0.5-0	.	1-0	8
Vaughns,V.	9-4	28	6	34	1.0-4	1.0-4	.	2
Hall,Davion	8-4	19	10	29
Lewis,Ira	9-9	16	11	27	8.5-36	4.5-30	.	.	1
Ogor,Eric	9-2	19	8	27	6.5-24	2.0-16	.	1	2
Pitre,Jalen	9-5	20	6	26	3.0-12	1.0-6	.	.	1
Roy,Bravvion	9-3	12	12	24	2.5-4
Miller,Chris	8-1	12	10	22	.	.	.	1	.	1-0	.	.	.
Williams,Jordan	9-0	11	10	21	1.0-2
Nance,Brian	9-7	14	6	20	4.0-21	2.0-15	.	2	.	.	1	.	.
Arnold,Grayland	6-6	14	5	19	1.5-2	.	1-20	4	.	1-0	1	.	.
Hunt,Tyrone	9-4	13	5	18	3.5-11	.	.	.	1
Black,Henry	9-6	11	7	18	.	.	1-0
Lynch,Blake	9-2	13	5	18	.	.	.	6
Sells,Taion	6-4	10	5	15	.	.	.	2	.	.	1	.	.
Jones Jr.,Lenoy	5-0	9	4	13	0.5-0
McVea,Jairon	7-1	12	1	13
Waz,Chance	7-0	8	5	13	1.0-7
Preciado,Rajah	8-0	9	3	12	1.0-6	.	.	1	.	.	1	.	.
Williams,Deonte	7-4	7	5	12	0.5-1	.	.	.	2	1-0	.	.	.
Houston,Jameson	8-0	9	2	11	.	.	.	1
Roberts,Greg	9-3	8	2	10	2.0-2	.	.	2	.	.	.	2	.
Lynch,James	8-0	6	2	8	3.0-12	2.0-11	.	.	.	1-0	.	.	.
Davis,Timarcus	8-0	4	3	7	1-0	1	.	.
Jones,Xavier	4-2	2	4	6	2.0-5	1.5-3
Blake,Jourdan	5-2	4	1	5	1.0-1	.	.	1
Jacobs,Jamie	7-0	3	2	5
Smith,K.J.	2-1	2	2	4
Johnson,Micheal	9-1	4	.	4	1.0-4	.	.	.	1
Maticcik,Ross	9-0	3	.	3	1-0	1	.	.
Thompson,BJ	6-1	2	1	3	1.0-1	.	.	1
Sedwick,Jay	4-0	2	.	2
Lovett,John	8-0	2	.	2
Sneed,R.J.	7-0	2	.	2
Jones,Marques	9-0	1	1	2	1-0	.	.	.
Platt,Chris	4-0	2	.	2
Kelly,Chad	5-0	2	.	2
Galitz,Drew	5-0	1	.	1
Brewer,Charlie	5-0	1	.	1
Blackmar,Blake	9-0	1	.	1
Solomon,Anu	3-0	1	.	1
Artis,DJ	5-2	1
Total.....	9	416	192	608	61-217	17-110	3-20	32	14	7-0	7	2	.
Opponents.....	9	386	144	530	75.0-311	27-204	10-141	39	29	6-13	8	1	.

BAYLOR FOOTBALL 2017

OVERALL: 1-8 (HOME 0-5, ROAD 1-3, NEUTRAL 0-0) | BIG 12 CONFERENCE: 1-5 (HOME 0-3, ROAD 1-2, NEUTRAL 0-0)

GAME-BY-GAME TEAM STATS

GAME	FINAL SCORE	QUARTERS					1ST DOWNS R-P-PE TOT	RUSHING NO-YDS-TD	PASSING C-A-I YDS TD	TOT OFF ATT-YDS NO-AVG	PUNTS NO-AVG	PEN F-FL NO-YDS	3RD DNS	4TH DNS	RED ZONE	SACKS NO-YDS	FIELD GOALS	POSSESSION TIME						
		1	2	3	4	OT												1	2	3	4	TOT		
Baylor	45	0	17	14	14	10-9-3	22	34-254-3	14-30-2	278 3	64-532	4-40.8	1-0	7-61	4-12	2-2	3-3	1-2	1-1	5:54	8:06	4:06	3:38	21:44
Liberty	48	6	11	17	14	9-21-1	31	43-138-1	44-60-0	447 3	103-585	3-40.2	2-0	8-95	15-24	2-2	6-6	0-0	4-4	9:06	6:54	10:54	11:22	38:16
Baylor	10	0	7	0	3	7-5-2	14	31-137-0	11-27-1	137 1	58-274	6-42.3	2-0	10-98	2-11	1-3	2-3	3-16	1-1	6:36	2:31	4:59	7:02	21:08
UTSA	17	0	7	7	3	12-6-2	20	45-220-0	15-20-0	155 2	65-375	5-40.0	1-1	10-75	7-16	0-1	1-1	4-22	1-2	8:24	12:29	10:01	7:58	38:52
Baylor at Duke	20	7	0	13	0	3-6-0	9	27-57-0	12-34-3	263 3	61-320	7-51.4	2-1	11-100	1-12	0-3	0-0	5-36	0-0	5:49	4:37	5:44	4:53	21:03
Baylor	41	7	10	14	10	2-19-1	22	35-60-0	33-50-0	463 4	95-523	4-43.2	2-1	6-29	9-21	2-2	4-5	2-15	4-5	10:18	7:37	7:50	5:22	31:07
Oklahoma	49	21	7	7	14	12-8-0	20	40-342-4	13-19-0	283 3	59-625	5-46.6	2-1	10-105	4-10	0-0	2-2	3-25	0-0	4:42	7:23	7:10	9:38	28:48
Baylor	20	3	0	10	7	4-13-1	18	27-84-1	26-44-1	291 1	71-375	3-42.0	2-1	10-60	5-15	2-3	2-3	0-0	2-3	9:45	6:12	10:02	4:54	30:53
at Kansas State	33	7	13	0	13	13-6-0	19	43-225-2	7-17-0	119 1	60-344	3-48.3	2-1	6-45	4-11	0-0	6-6	3-19	4-4	5:15	8:48	4:58	10:06	29:07
Baylor	16	7	3	6	0	11-10-1	22	46-219-1	14-36-2	168 0	82-387	5-46.0	3-1	5-39	7-18	0-2	3-3	0-0	3-3	11:02	9:30	7:23	7:44	35:39
at Oklahoma State	59	7	21	10	14	12-15-2	29	38-276-5	20-33-0	471 3	71-747	1-54.0	2-2	5-40	5-9	1-2	4-4	1-8	1-1	3:58	5:30	7:37	7:16	24:21
Baylor	36	0	6	7	23	9-13-8	30	42-127-2	24-40-0	370 2	82-497	4-45.8	1-0	6-20	3-15	3-5	4-4	1-10	3-3	9:04	8:01	8:16	11:28	36:49
West Virginia	38	10	7	21	0	7-15-1	23	29-118-0	26-37-0	375 5	66-493	6-38.2	0-0	11-134	4-11	0-0	3-3	6-54	1-1	5:56	6:59	6:44	3:32	23:11
Baylor	7	0	7	0	0	6-5-1	12	37-31-1	21-38-1	218 0	75-249	8-39.5	2-2	6-34	4-18	1-5	1-1	3-13	0-0	8:57	6:19	6:04	9:39	30:59
Texas	38	7	14	3	14	8-11-0	19	35-171-3	27-36-1	256 1	71-427	6-44.5	0-0	7-72	5-15	0-2	3-4	3-35	1-2	6:03	8:41	8:56	5:21	29:01
Baylor	38	0	21	7	10	7-13-0	20	39-120-2	24-30-0	335 3	69-455	5-37.8	0-0	7-60	7-16	2-2	5-6	3-19	1-2	7:50	8:34	7:51	9:14	33:29
at Kansas	9	0	6	3	0	8-6-1	15	33-126-0	19-36-1	163 0	69-289	4-41.2	1-1	4-30	3-16	2-3	2-2	2-11	3-4	7:10	6:26	7:09	5:46	26:31

Baylor vs. Texas Tech

Baylor Iowa State

Baylor at TCU

GAME-BY-GAME OFFENSIVE STARTERS

OPPONENT	WR	LT	LG	C	RG	RT	TE	WR	QB	RB	IR	FB	TE	IR
Liberty	Platt	Malin	Tecklenburg	R. Miller	Blackmar	Lawrence	Feuerbacher	Mims	Solomon	Hasty	Nicholson			
UTSA	Platt	Porter	Tecklenburg	R. Miller	Blackmar	Lawrence	Wainright	Mims	Solomon	Lovett		Boyd		
at Duke	Platt	Porter	Wilson	Tecklenburg	Blackmar	Lawrence	Saulin	Mims	Z. Smith	Lovett			Boyd	
Oklahoma	Sneed	Porter	Newman	Tecklenburg	Blackmar	Lawrence		Mims	Z. Smith	Lovett	Nicholson			Platt
at Kansas State	Stricklin	Porter	Newman	Tecklenburg	Blackmar	Lawrence	Feuerbacher	Mims	Z. Smith	T. Williams	Nicholson			
at Oklahoma State	Stricklin	Porter	Newman	Tecklenburg	Blackmar	Lawrence	Feuerbacher	Mims	Z. Smith	Lovett	Nicholson			
West Virginia	Holmes	Porter	Newman	Tecklenburg	Blackmar	Lawrence	Feuerbacher	Mims	Z. Smith	T. Williams	Nicholson			
Texas	Holmes	Porter	Newman	Tecklenburg	Blackmar	Lawrence		Mims	Z. Smith	T. Williams	Nicholson			M. Jones
at Kansas	Holmes	Porter	Newman	Tecklenburg	Blackmar	Lawrence	Feuerbacher	Mims	Brewer	T. Williams	B. Lynch			

vs. Texas Tech

Iowa State

at TCU

GAME-BY-GAME DEFENSIVE STARTERS

OPPONENT	DE	NT	DT	RE	WLB	MLB	SLB	CB	SS	FS	CB
Liberty	X. Jones	Lewis	K.J. Smith	Nance	Young	Johnston	Pitre	Hand	C. Miller	McVea	Blake
UTSA	Thompson	Lewis	M. Johnson	D. Williams	Young	Johnston	Pitre	Hand	Black	Hall	Blake
at Duke	X. Jones	Lewis	Roy	D. Williams	Young	Johnston	Pitre	Hand	Black	Hall	Lynch
Oklahoma	X. Jones	Lewis	Roy	Nance	Young	Johnston	D. Williams	Hand	Black	Hall	Arnold
at Kansas State	D. Williams	Lewis	Roy	Nance	Young	Johnston	Pitre	Lynch	Black	Hall	Arnold
at Oklahoma State	Artis	Lewis	Hunt	Nance	Young	Johnston	Black	Hand	Sells	Vaughns	Arnold
West Virginia	Artis	Lewis	Hunt	Nance	Young	Johnston	Black	Hand	Sells	Vaughns	Arnold
Texas	Roberts	Lewis	Hunt	Nance	Young	Johnston	Ogor	Hand	Sells	Vaughns	Arnold
at Kansas	Roberts	Lewis	Hunt	Nance	Pitre	Young	Ogor	Hand	Sells	Vaughns	Arnold

vs. Texas Tech

Iowa State

at TCU

BAYLOR FOOTBALL 2017

OVERALL: 1-8 (HOME 0-5, ROAD 1-3, NEUTRAL 0-0) | BIG 12 CONFERENCE: 1-5 (HOME 0-3, ROAD 1-2, NEUTRAL 0-0)

GAME-BY-GAME PASSING

ANU SOLOMON	CMP	ATT	INT	PCT	YDS	TD	LONG	SACKS	EFF.	ZACH SMITH	CMP	ATT	INT	PCT	YDS	TD	LONG	SACKS	EFF.
Liberty	14	29	1	48.3	278	3	75	0	156.04	Liberty	0	1	1	0.0	0	0	0	0	-200.00
UTSA	10	26	1	38.5	121	1	28	4	82.55	UTSA	1	1	0	100.0	16	0	0	0	234.40
Last 7 Games	DNP									at Duke	12	34	3	35.3	263	3	79	3	111.74
CHARLIE BREWER	CMP	ATT	INT	PCT	YDS	TD	LONG	SACKS	EFF.	Oklahoma	33	50	0	66.0	463	4	72	3	170.18
First 4 Games	DNP									at Kansas State	26	44	1	59.1	291	1	70	3	117.60
at Kansas State	0	0	0	—	0	0	0	0	—	at Oklahoma State	11	28	1	39.3	127	0	21	1	70.24
at Oklahoma State	3	7	1	42.9	41	0	17	0	63.49	West Virginia	16	27	0	59.3	261	0	56	5	140.46
West Virginia	8	13	0	61.5	109	2	52	1	182.74	Texas	4	11	1	36.4	37	0	21	0	46.44
Texas	17	27	0	63.0	181	0	52	3	119.27	at Kansas	DNP								
at Kansas	23	29	0	79.3	315	3	56	2	204.69	vs. Texas Tech									
vs. Texas Tech										Iowa State									
Iowa State										at TCU									
at TCU																			

GAME-BY-GAME RUSHING (No.-Yards-TDs)

PLAYER	NO-YDS-TD	LU	UTSA	at DUKE	OU	at KSU	at OSU	WVU	UT	at KU	vs. TTU	ISU	at TCU
Lovett, Jon	84-405-5	14-89-2	18-72-0	9-21-0	13-44-0	7-95-1	11-62-0	7-20-1	5-2-1	DNP			
Williams, Terence	69-247-1	DNP	DNP	DNP	11-26-0	11-27-0	10-95-0	7-7-0	7-29-0	23-62-1			
Hasty, JaMycal	37-196-1	11-56-1	DNP	DNP	DNP	DNP	6-15-0	10-40-0	5-7-0	5-28-0			
Brewer, Charlie	37-81-0	DNP	DNP	DNP	DNP	1-(-1)-0	5-21-0	10-48-0	13-(-9)-0	8-22-0			
Smith, Zach	28-(-69)-0	0-0-0	0-0-0	7-10-0	7-(-23)-0	3-(-19)-0	4-(-5)-0	5-(-42)-0	2-10-0	DNP			
Ebner, Trestan	17-106-1	0-0-0	0-0-0	0-0-0	1-4-0	0-0-0	9-37-1	3-54-1	2-7-0	2-4-0			
Solomon, Anu	16-106-0	6-97-0	10-9-0	DNP	DNP	DNP	DNP	DNP	DNP	DNP			
Dixon, Dru	10-29-0	1-1-0	0-0-0	9-28-0	DNP	DNP	DNP	DNP	DNP	DNP			
Nicholson, Tony	4-41-0	0-0-0	1-31-0	0-0-0	1-4-0	2-6-0	0-0-0	0-0-0	0-0-0	0-0-0			
Platt, Chris	4-36-0	2-11-0	1-26-0	1-(-1)-0	0-0-0	DNP	DNP	DNP	DNP	DNP			
Martin, Connor	2-5-0	0-0-0	0-0-0	0-0-0	0-0-0	2-5-0	0-0-0	0-0-0	0-0-0	0-0-0			
Okeke, Obim	2-3-0	0-0-0	0-0-0	0-0-0	0-0-0	0-0-0	0-0-0	0-0-0	2-3-0	DNP			
Atkinson, Jared	1-7-0	0-0-0	0-0-0	0-0-0	1-7-0	0-0-0	0-0-0	0-0-0	0-0-0	0-0-0			
Holmes, Gavin	1-4-1	0-0-0	0-0-0	0-0-0	0-0-0	0-0-0	0-0-0	0-0-0	0-0-0	1-4-1			
Lynch, Blake	1-(-1)-0	0-0-0	0-0-0	1-(-1)-0	0-0-0	0-0-0	0-0-0	0-0-0	0-0-0	0-0-0			
Mims, Denzel	1-(-6)-0	0-0-0	0-0-0	0-0-0	0-0-0	0-0-0	1-(-6)-0	0-0-0	0-0-0	0-0-0			

GAME-BY-GAME RECEIVING (No.-Yards-TDs)

PLAYER	NO-YDS-TD	LU	UTSA	at DUKE	OU	at KSU	at OSU	WVU	UT	at KU	vs. TTU	ISU	at TCU
Mims, Denzel	43-849-7	2-85-1	3-62-1	2-67-1	11-192-3	7-127-1	2-20-0	7-132-0	4-42-0	5-122-0			
Nicholson, Tony	31-277-0	5-28-0	1-7-0	3-29-0	7-74-0	5-24-0	4-57-0	3-20-0	3-38-0	DNP			
Stricklin, Pooh	23-299-1	3-60-0	0-0-0	1-2-0	6-85-0	9-102-1	3-41-0	1-9-0	0-0-0	DNP			
Platt, Chris	16-401-5	3-102-2	4-58-0	4-148-2	5-93-1	DNP	DNP	DNP	DNP	DNP			
Ebner, Trestan	14-178-2	0-0-0	0-0-0	1-6-0	1-7-0	2-10-0	0-0-0	5-109-2	2-12-0	3-34-0			
Holmes, Gavin	10-150-1	0-0-0	0-0-0	0-0-0	0-0-0	0-0-0	1-12-0	5-72-0	0-0-0	4-66-1			
Hasty, JaMycal	7-29-0	1-3-0	DNP	DNP	DNP	DNP	0-0-0	1-8-0	3-13-0	2-5-0			
Williams, Terence	6-40-0	DNP	DNP	DNP	0-0-0	2-15-0	0-0-0	0-0-0	0-0-0	4-25-0			
Lovett, Jon	6-14-0	0-0-0	3-10-0	0-0-0	1-2-0	0-0-0	1-1-0	1-1-0	0-0-0	DNP			
Sneed, R.J.	5-53-0	0-0-0	0-0-0	1-11-0	2-10-0	1-13-0	0-0-0	1-19-0	DNP	DNP			
Lynch, Blake	4-61-0	0-0-0	0-0-0	0-0-0	0-0-0	0-0-0	0-0-0	0-0-0	2-51-0	2-10-0			
White, Trevor	4-28-0	0-0-0	0-0-0	0-0-0	0-0-0	0-0-0	0-0-0	0-0-0	4-28-0	0-0-0			
Feuerbacher, Jordan	3-50-1	0-0-0	DNP	DNP	0-0-0	0-0-0	2-25-0	0-0-0	0-0-0	1-25-1			
Jones, Marques	2-23-0	0-0-0	0-0-0	0-0-0	0-0-0	0-0-0	0-0-0	0-0-0	2-23-0	0-0-0			
Brewer, Charlie	1-20-0	DNP	DNP	DNP	DNP	0-0-0	0-0-0	0-0-0	0-0-0	1-20-0			
Atkinson, Jared	1-19-0	0-0-0	0-0-0	0-0-0	0-0-0	0-0-0	0-0-0	0-0-0	0-0-0	1-19-0			
Jaynes, Tyler	1-12-0	0-0-0	0-0-0	0-0-0	0-0-0	0-0-0	1-12-0	DNP	DNP	DNP			
Clements, Jayson	1-11-0	0-0-0	0-0-0	0-0-0	0-0-0	0-0-0	0-0-0	0-0-0	1-11-0	DNP			
Wainright, Ish	1-9-1	0-0-0	0-0-0	0-0-0	DNP	DNP	DNP	0-0-0	0-0-0	1-9-1			

GAME-BY-GAME KICKING

CONNOR MARTIN	PAT	ATT	PCT	FG	ATT	PCT	LONG	PTS
Liberty	6	6	100.0	1	1	100.0	39	9
UTSA	1	1	100.0	1	1	100.0	20	4
at Duke	2	3	66.7	0	0	—	—	2
Oklahoma	3	3	100.0	4	5	80.0	46	15
at Kansas State	2	2	100.0	2	3	66.7	38	8
at Oklahoma State	1	1	100.0	3	3	100.0	40	10
West Virginia	3	3	100.0	3	3	100.0	42	12
Texas	1	1	100.0	0	0	—	—	1
at Kansas	4	4	100.0	1	2	50.0	38	7
vs. Texas Tech								
Iowa State								
at TCU								

GAME-BY-GAME PUNTING

DREW GALITZ	NO	YDS	AVG	LONG	I20	TB	50+	60+
Liberty	4	163	40.8	45	0	0	0	0
UTSA	6	254	42.3	53	2	0	2	0
at Duke	7	360	51.4	70	2	0	2	2
Oklahoma	4	173	43.2	53	0	0	2	0
at Kansas State	0	0	—	0	0	0	0	0
Last 4 Games	DNP							
CONNOR MARTIN	NO	YDS	AVG	LONG	I20	TB	50+	60+
Liberty	0	0	—	0	0	0	0	0
UTSA	0	0	—	0	0	0	0	0
at Duke	0	0	—	0	0	0	0	0
Oklahoma	0	0	—	0	0	0	0	0
at Kansas State	3	126	42.0	49	1	0	0	0
at Oklahoma State	5	230	46.0	58	1	0	2	0
West Virginia	4	183	45.8	54	0	1	1	0
Texas	8	316	39.5	51	2	0	1	0
at Kansas	5	189	37.8	43	2	0	0	0
vs. Texas Tech								
Iowa State								
at TCU								

BAYLOR FOOTBALL 2017

OVERALL: 1-8 (HOME 0-5, ROAD 1-3, NEUTRAL 0-0) | BIG 12 CONFERENCE: 1-5 (HOME 0-3, ROAD 1-2, NEUTRAL 0-0)

GAME-BY-GAME TACKLES (UT-AT-TOT)

PLAYER	UT-AT-TOTAL	LU	UTSA	at DUKE	OU	at KSU	at OSU	WVU	UT	at KU	vs. TTU	ISU	at TCU
Johnston, Clay	34-20-54	3-3-6	9-1-10	6-7-13	7-0-7	4-3-7	0-2-2	5-2-7	0-2-2	DNP			
Young, Taylor	32-19-51	6-2-8	4-1-5	2-1-3	5-2-7	1-1-2	5-2-7	3-3-6	1-2-3	5-5-10			
Hand, Harrison	31-9-40	7-4-11	2-0-2	7-0-7	2-0-2	1-1-2	4-0-4	4-0-4	2-3-5	2-1-3			
Vaughns, Verkedric	28-6-34	9-1-10	1-0-1	0-2-2	2-0-2	4-1-5	1-1-2	4-0-4	5-1-6	2-0-2			
Hall, Davion	19-10-29	DNP	4-0-4	3-3-6	0-1-1	2-3-5	3-0-3	3-3-6	2-0-2	2-0-2			
Ogor, Eric	19-8-27	0-0-0	1-1-2	4-0-4	0-0-0	5-2-7	2-0-2	2-1-3	4-2-6	1-2-3			
Lewis, Ira	16-11-27	3-3-6	2-1-3	4-1-5	0-1-1	0-2-2	2-1-3	1-1-2	3-1-4	1-0-1			
Pitre, Jalen	20-6-26	5-2-7	3-0-3	4-0-4	2-0-2	2-2-4	1-1-2	1-0-1	0-1-1	2-0-2			
Roy, Bravvion	12-12-24	2-2-4	1-0-1	3-5-8	1-1-2	0-1-1	3-0-3	0-0-0	2-1-3	0-2-2			
Miller, Chris	12-10-22	1-0-1	5-1-6	1-4-5	2-1-3	DNP	0-1-1	0-0-0	1-3-4	2-0-2			
Williams, Jordan	12-9-21	2-1-3	1-0-1	3-3-6	0-0-0	1-0-1	2-0-2	0-0-0	0-2-2	3-3-6			
Nance, Brian	14-6-20	3-0-3	0-0-0	4-1-5	1-0-1	1-2-3	0-0-0	0-1-1	2-2-4	3-0-3			
Arnold, Grayland	14-5-19	DNP	DNP	DNP	3-0-3	0-0-0	2-1-3	3-2-5	3-1-4	3-1-4			
Lynch, Blake	13-5-18	4-0-4	2-2-4	1-1-2	0-0-0	3-1-4	3-0-3	0-1-1	0-0-0	0-0-0			
Hunt, Tyrone	13-5-18	3-0-3	0-0-0	1-2-3	2-1-3	1-0-1	1-0-1	1-1-2	1-1-2	3-0-3			
Black, Henry	11-7-18	2-0-2	1-1-2	0-0-0	1-1-2	1-1-2	0-0-0	2-1-3	1-2-3	3-1-4			
Sells, Taion	10-5-15	DNP	DNP	DNP	5-1-6	1-2-3	1-0-1	0-0-0	3-2-5	0-0-0			
McVea, Jairon	12-1-13	6-0-6	1-0-1	1-1-2	1-0-1	0-0-0	DNP	DNP	DNP	3-0-3			
Jones Jr., Lenoy	9-4-13	DNP	DNP	DNP	DNP	0-0-0	4-1-5	2-1-3	2-2-4	1-0-1			
Preciado, Rajah	9-3-12	0-0-0	0-0-0	2-1-3	0-0-0	1-0-1	1-0-1	2-0-2	0-0-0	3-2-5			
Williams, Deonte	7-5-12	0-0-0	4-0-4	0-3-3	0-1-1	1-1-2	DNP	DNP	0-0-0	2-0-2			
Houston, Jameson	9-2-11	DNP	4-0-4	0-1-1	0-0-0	0-0-0	0-0-0	0-0-0	5-1-6	0-0-0			
Roberts, Greg	8-2-10	3-0-3	0-0-0	1-1-2	0-1-1	0-0-0	2-0-2	1-0-1	1-0-1	0-0-0			
Waz, Chance	7-3-10	3-2-5	0-0-0	0-0-0	DNP	DNP	3-0-3	0-0-0	0-1-1	1-0-1			
Lynch, James	6-2-8	DNP	0-1-1	0-0-0	0-0-0	0-0-0	1-0-1	2-0-2	3-0-3	0-1-1			
Davis, Timarcus	4-3-7	0-0-0	0-0-0	1-0-1	0-1-1	1-0-1	0-1-1	2-1-3	0-0-0	0-0-0			
Jones, Xavier	2-4-6	0-1-1	2-1-3	0-1-1	0-1-1	DNP	DNP	DNP	DNP	DNP			
Blake, Jourdan	4-1-5	3-0-3	1-1-2	DNP	0-0-0	0-0-0	DNP	DNP	DNP	DNP			
Jacobs, Jamie	3-2-5	0-1-1	0-0-0	1-0-1	1-0-1	0-1-1	DNP	DNP	0-0-0	1-0-1			
Johnson, Micheal	4-0-4	1-0-1	1-0-1	0-0-0	0-0-0	0-0-0	0-0-0	0-0-0	1-0-1	1-0-1			
Smith, K.J.	2-2-4	2-2-4	DNP	DNP	DNP	DNP	DNP	DNP	DNP	DNP			
Matsick, Ross	3-0-3	0-0-0	0-0-0	1-0-1	0-0-0	1-0-1	0-0-0	0-0-0	1-0-1	0-0-0			
Thompson, BJ	2-1-3	1-0-1	0-0-0	DNP	DNP	DNP	1-1-2	0-0-0	0-0-0	0-0-0			
Platt, Chris	2-0-2	1-0-1	0-0-0	0-0-0	1-0-1	DNP	DNP	DNP	DNP	DNP			
Lovett, John	2-0-2	1-0-1	0-0-0	0-0-0	0-0-0	0-0-0	1-0-1	0-0-0	0-0-0	DNP			
Sneed, R.J.	2-0-2	0-0-0	0-0-0	0-0-0	0-0-0	0-0-0	2-0-2	0-0-0	DNP	DNP			
Sedwick, Jay	2-0-2	DNP	DNP	DNP	DNP	DNP	1-0-1	1-0-1	0-0-0	0-0-0			
Kelly, Chad	2-0-2	0-0-0	0-0-0	0-0-0	0-0-0	0-0-0	0-0-0	0-0-0	0-0-0	2-0-2			
Jones, Marques	1-1-2	0-0-0	0-0-0	0-0-0	1-1-2	0-0-0	0-0-0	0-0-0	0-0-0	0-0-0			
Solomon, Anu	1-0-1	0-0-0	1-0-1	DNP	DNP	DNP	DNP	DNP	DNP	DNP			
Blackmar, Blake	1-0-1	0-0-0	0-0-0	1-0-1	0-0-0	0-0-0	0-0-0	0-0-0	0-0-0	0-0-0			
Galitz, Drew	1-0-1	0-0-0	0-0-0	0-0-0	1-0-1	0-0-0	DNP	DNP	DNP	DNP			
Brewer, Charlie	1-0-1	DNP	DNP	DNP	DNP	0-0-0	0-0-0	0-0-0	1-0-1	0-0-0			

GAME-BY-GAME TACKLES FOR LOSS (TFL-YARDS)

PLAYER	TFL-YDS	LU	UTSA	at DUKE	OU	at KSU	at OSU	WVU	UT	at KU	vs. TTU	ISU	at TCU
Johnston, Clay	9.0-29	2.5-6	1.0-4	3.0-11	1.0-3	1.0-4	0.5-1	0.0-0	0.0-0	DNP			
Lewis, Ira	8.5-36	1.5-3	0.5-2	2.5-11	0.0-0	0.5-1	0.5-0	0.0-0	2.0-10	1.0-9			
Young, Taylor	7.0-33	1.0-4	0.0-0	0.0-0	2.0-15	0.0-0	0.0-0	1.0-1	0.0-0	3.0-13			
Ogor, Eric	6.5-24	0.0-0	1.0-11	2.0-8	0.0-0	1.0-1	1.0-2	0.5-1	1.0-1	0.0-0			
Nance, Brian	4.0-21	0.0-0	0.0-0	2.0-15	0.0-0	1.0-1	0.0-0	0.0-0	1.0-5	0.0-0			
Hunt, Tyrone	3.5-11	1.0-3	0.0-0	0.5-0	1.0-2	1.0-6	0.0-0	0.0-0	0.0-0	0.0-0			
Lynch, James	3.0-12	DNP	0.0-0	0.0-0	0.0-0	0.0-0	0.0-0	1.0-10	2.0-2	0.0-0			
Pitre, Jalen	3.0-12	0.0-0	1.0-2	0.0-0	0.0-0	0.0-0	1.0-4	0.0-0	0.0-0	1.0-6			
Roy, Bravvion	2.5-4	0.5-1	0.0-0	1.5-2	0.0-0	0.0-0	0.0-0	0.0-0	0.5-1	0.0-0			
Jones, Xavier	2.0-5	0.5-2	1.5-3	0.0-0	0.0-0	DNP	DNP	DNP	DNP	DNP			
Roberts, Greg	2.0-2	1.0-1	0.0-0	0.0-0	0.0-0	0.0-0	0.0-0	1.0-1	0.0-0	0.0-0			
Arnold, Grayland	1.5-2	DNP	DNP	DNP	0.0-0	0.0-0	0.0-0	0.5-1	0.0-0	1.0-1			
Waz, Chance	1.0-7	1.0-7	0.0-0	0.0-0	DNP	DNP	0.0-0	0.0-0	0.0-0	0.0-0			
Preciado, Rajah	1.0-6	0.0-0	0.0-0	0.0-0	0.0-0	0.0-0	0.0-0	1.0-6	0.0-0	0.0-0			
Johnson, Micheal	1.0-4	0.0-0	1.0-4	0.0-0	0.0-0	0.0-0	0.0-0	0.0-0	0.0-0	0.0-0			
Vaughns, Verkedric	1.0-4	0.0-0	0.0-0	0.0-0	0.0-0	0.0-0	0.0-0	0.0-0	1.0-4	0.0-0			
Williams, Jordan	1.0-2	0.0-0	0.0-0	0.0-0	0.0-0	0.0-0	0.0-0	0.0-0	0.0-0	1.0-2			
Blake, Jourdan	1.0-1	1.0-1	0.0-0	DNP	0.0-0	0.0-0	DNP	DNP	DNP	DNP			
Thompson, BJ	1.0-1	0.0-0	0.0-0	DNP	DNP	DNP	1.0-1	0.0-0	0.0-0	0.0-0			
Williams, Deonte	0.5-1	0.0-0	0.0-0	0.5-1	0.0-0	0.0-0	DNP	DNP	0.0-0	0.0-0			
Hand, Harrison	0.5-0	0.0-0	0.0-0	0.0-0	0.0-0	0.5-0	0.0-0	0.0-0	0.0-0	0.0-0			
Jones Jr., Lenoy	0.5-0	DNP	DNP	DNP	DNP	0.0-0	0.0-0	0.0-0	0.5-0	0.0-0			

GAME-BY-GAME SACKS (SACKS-YARDS)

PLAYER	SACKS-YARDS	LU	UTSA	at DUKE	OU	at KSU	at OSU	WVU	UT	at KU	vs. TTU	ISU	at TCU
Lewis, Ira	4.0-28	1.0-2	0.5-2	1.0-9	0.0-0	0.0-0	0.0-0	0.0-0	1.0-8	1.0-9			
Ogor, Eric	2.0-16	0.0-0	1.0-11	1.0-5	0.0-0	0.0-0	0.0-0	0.0-0	0.0-0	0.0-0			
Nance, Brian	2.0-15	0.0-0	0.0-0	2.0-15	0.0-0	0.0-0	0.0-0	0.0-0	0.0-0	0.0-0			
Young, Taylor	3.0-21	0.0-0	0.0-0	0.0-0	2.0-15	0.0-0	0.0-0	0.0-0	0.0-0	1.0-4			
Lynch, James	2.0-11	DNP	0.0-0	0.0-0	0.0-0	0.0-0	0.0-0	1.0-10	1.0-1	0.0-0			
Jones, Xavier	1.5-3	0.0-0	1.5-3	0.0-0	0.0-0	DNP	DNP	DNP	DNP	DNP			
Johnston, Clay	1.0-7	0.0-0	0.0-0	1.0-7	0.0-0	0.0-0	0.0-0	0.0-0	0.0-0	0.0-0			
Pitre, Jalen	1.0-6	0.0-0	0.0-0	0.0-0	0.0-0	0.0-0	0.0-0	0.0-0	0.0-0	1.0-6			
Vaughns, Verkedric	1.0-4	0.0-0	0.0-0	0.0-0	0.0-0	0.0-0	0.0-0	0.0-0	1.0-4	0.0-0			

BAYLOR FOOTBALL 2017

OVERALL: 1-8 (HOME 0-5, ROAD 1-3, NEUTRAL 0-0) | BIG 12 CONFERENCE: 1-5 (HOME 0-3, ROAD 1-2, NEUTRAL 0-0)

SCORING DRIVES

OPPONENT	PLAYS	YDS	DRIVE TIME	QTR/ CLOCK	DRIVE START	DRIVE PLAY
Liberty	9	75	3:36	2nd/13:59	BU25	Mims 45 pass from Solomon
Liberty	6	75	2:00	2nd/9:38	BU25	Hasty 14 run
Liberty	14	68	5:05	2nd/0:12	BU10	Martin 39 FG
Liberty	3	75	0:22	3rd/13:13	BU25	Platt 20 pass from Solomon
Liberty	1	75	0:11	3rd/5:37	BU25	Platt 75 pass from Solomon
Liberty	4	75	1:32	4th/10:39	BU25	Lovett 3 run
Liberty	3	43	1:12	4th/5:00	LU43	Lovett 34 run
UTSA	1	20	0:06	2nd/8:33	UTSA20	Mims 20 pass from Solomon
UTSA	9	41	3:33	4th/2:40	UTSA3	Martin 20 FG
at Duke	2	39	0:14	1st/14:28	DU39	Mims 44 pass from Smith
at Duke	2	75	0:42	3rd/11:30	BU25	Platt 73 pass from Smith
at Duke	2	80	0:48	3rd/0:05	BU20	Platt 79 pass from Smith
Oklahoma	1	19	0:05	1st/0:25	OU19	Mims 19 pass from Smith
Oklahoma	9	31	2:26	2nd/12:39	OU45	Martin 32 FG
Oklahoma	3	75	1:18	2nd/8:48	BU25	Mims 71 pass from Smith
Oklahoma	2	75	0:45	3rd/14:15	BU25	Platt 72 pass from Smith
Oklahoma	11	56	3:57	3rd/8:22	BU20	Martin 41 FG
Oklahoma	7	40	2:13	3rd/2:45	BU31	Martin 46 FG
Oklahoma	8	57	1:51	4th/7:04	BU25	Martin 36 FG
Oklahoma	11	85	2:30	4th/1:41	BU15	Mims 6 pass from Smith
at Kansas State	13	53	7:11	1st/6:01	BU26	Martin 38 FG
at Kansas State	16	65	7:15	3rd/7:45	BU25	Martin 27 FG
at Kansas State	4	85	1:04	3rd/3:31	BU15	Lovett 74 run
at Kansas State	4	79	1:38	4th/13:07	BU21	Mims 70 pass from Smith
at Oklahoma State	12	75	6:37	1st/8:23	BU25	Ebner fumble recovery in endzone
at Oklahoma State	11	55	5:25	2nd/9:18	BU25	Martin 38 FG
at Oklahoma State	10	51	2:52	3rd/11:47	BU26	Martin 40 FG
at Oklahoma State	8	66	2:28	3rd/6:56	BU22	Martin 29 FG
West Virginia	8	69	4:53	2nd/10:36	BU25	Martin 23 FG
West Virginia	7	60	2:07	2nd/4:08	BU15	Martin 42 FG
West Virginia	4	80	2:14	3rd/7:39	BU20	Lovett 7 run
West Virginia	3	80	0:33	4th/14:31	BU20	Ebner 52 pass from Brewer
West Virginia	2	49	0:41	4th/13:50	WVU49	Ebner 40 run
West Virginia	13	69	6:01	4th/6:07	BU25	Martin 23 FG
West Virginia	16	86	4:17	4th/0:17	BU14	Ebner 9 pass from Brewer
Texas	3	55	1:04	2nd/8:38	BU45	Lovett 2 run
at Kansas	3	75	1:09	2nd/13:15	BU25	Holmes 26 pass from Brewer
at Kansas	9	74	4:31	2nd/7:03	BU26	Feuerbacher 25 pass from Brewer
at Kansas	5	56	1:42	2nd/2:29	BU44	Holmes 4 run
at Kansas	10	54	4:39	3rd/2:51	BU46	T. Williams 1 run
at Kansas	8	35	4:28	4th/8:45	BU44	Martin 38 FG
at Kansas	9	49	4:46	4th/2:31	KU49	Wainright 9 pass from Brewer
AVERAGE DRIVE	6.8	61.9	2:40			

* - not counted toward average drive length

DRIVES SUPERLATIVES

MOST PLAYS:	16 (FG at KSU; TD vs. WVU)	FEWEST PLAYS:	1 (TD; 3 times)
MOST YARDS:	86 (TD vs. WVU)	FEWEST YARDS:	19 (TD vs. OU)
LONGEST TIME:	7:15 (FG at KSU)	SHORTEST TIME:	0:05 (TD vs. OU)

LONG PLAYS FROM SCRIMMAGE (25-Plus Yards)

YDS	PLAY	OPPONENT (QTR)
79	Platt pass from Smith [TD]	at Duke (3rd)
75	Platt pass from Solomon [TD]	Liberty (3rd)
74	Lovett run [TD]	at Kansas State (3rd)
73	Platt pass from Smith [TD]	at Duke (3rd)
72	Platt pass from Smith [TD]	Oklahoma (3rd)
71	Mims pass from Smith [TD]	Oklahoma (2nd)
70	Mims pass from Smith [TD]	at Kansas State (4th)
56	Holmes pass from Smith	West Virginia (3rd)
56	Mims pass from Brewer	at Kansas (2nd)
52	Ebner pass from Brewer [TD]	West Virginia (4th)
52	Lynch pass from Brewer	Texas (2nd)
49	Stricklin pass from Solomon	Liberty (2nd)
45	Mims pass from Solomon [TD]	Liberty (2nd)
45	Mims pass from Smith	West Virginia (2nd)
44	Solomon run	Liberty (4th)
44	Mims pass from Smith [TD]	at Duke (1st)
41	Nicholson pass from Smith	Oklahoma (4th)
40	Mims pass from Solomon	Liberty (3rd)
40	Ebner run [TD]	West Virginia (4th)
39	T. Williams run	at Oklahoma State (3rd)
34	Lovett run [TD]	Liberty (4th)
32	Stricklin pass from Smith	Oklahoma (3rd)
31	Nicholson run	UTSA (1st)
31	Stricklin pass from Smith	at Kansas State (4th)
30	Mims pass from Brewer	at Kansas (2nd)
28	Platt pass from Solomon	UTSA (4th)
27	Mims pass from Solomon	UTSA (3rd)
26	Platt run	UTSA (3rd)
26	Mims pass from Smith	West Virginia (2nd)
26	Holmes pass from Brewer [TD]	at Kansas (2nd)
25	Mims pass from Smith	Oklahoma (4th)
25	Feuerbacher pass from Brewer [TD]	at Kansas (2nd)

MISCELLANEOUS INFORMATION

OPPONENT	BAYLOR CAPTAINS	COIN TOSS	BAYLOR KO/REC	BAYLOR FIRST PLAY	OPP. FIRST POSSESSION	KICKOFF TIME (SITE)	GAME LENGTH	BU UNIFORM	GAME TIME TEMP	SURFACE	RESULT
Liberty	Feuerbacher, Nance, K.J. Smith, Young	LU	KO	Solomon to Platt, inc.	FG	6:05 p.m.	3:48	Green/Green/Green	93	Turf	L, 45-48
UTSA	Clements, Platt, Porter	BU	REC	Lovett 12 yd run	Punt	7:05 p.m.	3:17	Black/Green/Black	86	Turf	L, 10-17
at Duke	Blackmar, Hall, Z. Smith, Young	BU	KO	Smith to Platt, inc.	Fumble	12:30 p.m.	3:25	Gold/White/Gold	82	Grass	L, 20-34
Oklahoma	Lawrence, K.J. Smith, T. Williams	BU	KO	Smith to Nicholson, 0 yds	TD	5:42 p.m.	3:54	Black/Black/Black	93	Turf	L, 41-49
at Kansas State	Arnold, Mims, Tecklenburg, Young	BU	KO	Smith to Stricklin, 8 yds	TD	2:35 p.m.	3:24	White/White/White	80	Turf	L, 20-33
at Oklahoma State	Feuerbacher, Sells, Z. Smith, Vaughns	OSU	REC	Lovett 1 yd run	Punt	2:30 p.m.	3:25	Green/White/Green	89	Turf	L, 16-59
West Virginia	Arnold, Johnston, Lynch, T. Williams	WVU	REC	Smith to Mims, 16 yds	FG	7:05 p.m.	3:41	Gold/Green/Gold	86	Turf	L, 36-38
Texas	Blackmar, Hunt, Nance, Nicholson	UT	REC	Smith to Mims, inc.	Punt	11:02 a.m.	3:16	Gray/Green/Gray	52	Turf	L, 7-38
at Kansas vs. Texas Tech	Hall, Roy, Sells, Young	KU	REC	T. Williams 1 run	Missed FG	11:05 a.m.	3:16	White/White/Green	47	Turf	W, 38-9
at Iowa State											
at TCU											

BAYLOR FOOTBALL 2017

OVERALL: 1-8 (HOME 0-5, ROAD 1-3, NEUTRAL 0-0) | BIG 12 CONFERENCE: 1-5 (HOME 0-3, ROAD 1-2, NEUTRAL 0-0)

BAYLOR SUPERLATIVES

INDIVIDUAL		
Rushes	23	Williams, Ter. at Kansas (Nov 04, 2017)
Yards Rushing	97	Solomon, Anu vs Liberty (Sep 02, 2017)
TD Rushes	2	Lovett, John vs Liberty (Sep 02, 2017)
Long Rush	74	Lovett, John at Kansas State (Sep 30, 2017)
Pass attempts	50	Smith, Zach vs Oklahoma (Sep 23, 2017)
Pass completions	33	Smith, Zach vs Oklahoma (Sep 23, 2017)
Yards Passing	463	Smith, Zach vs Oklahoma (Sep 23, 2017)
TD Passes	4	Smith, Zach vs Oklahoma (Sep 23, 2017)
Long Pass	79	Smith, Zach at Duke (Sep 16, 2017)
Receptions	11	Mims, Denzel vs Oklahoma (Sep 23, 2017)
Yards Receiving	192	Mims, Denzel vs Oklahoma (Sep 23, 2017)
TD Receptions	3	Mims, Denzel vs Oklahoma (Sep 23, 2017)
Long Reception	79	Platt, Chris at Duke (Sep 16, 2017)
Field Goals	4	Martin, Connor vs Oklahoma (Sep 23, 2017)
Long Field Goal	46	Martin, Connor vs Oklahoma (Sep 23, 2017)
Punts	8	Martin, Connor vs Texas (Oct 28, 2017)
Punting Avg	51.4	Galitz, Drew at Duke (Sep 16, 2017)
Long Punt	70	Galitz, Drew at Duke (Sep 16, 2017)
Punts inside 20	3	Galitz, Drew at Duke (Sep 16, 2017)
Long Punt Return	42	Nicholson, Tony vs Oklahoma (Sep 23, 2017)
Long Kickoff Return	36	Hasty, JaMycal at Kansas (Nov 04, 2017)
Tackles	13	Johnston, Clay at Duke (Sep 16, 2017)
Sacks	2.0	Nance, Brian at Duke (Sep 16, 2017)
		Young, Taylor vs Oklahoma (Sep 23, 2017)
Tackles For Loss	3.0	Johnston, Clay at Duke (Sep 16, 2017)
		Young, Taylor at Kansas (Nov 04, 2017)
Interceptions	1	Black, Henry at Duke (Sep 16, 2017)
		Arnold, Grayland vs Texas (Oct 28, 2017)
		Hand, Harrison at Kansas (Nov 04, 2017)

TEAM		
Rushes	46	at Oklahoma State (Oct 14, 2017)
Yards Rushing	254	vs Liberty (Sep 02, 2017)
Yards Per Rush	7.5	vs Liberty (Sep 02, 2017)
TD Rushes	3	vs Liberty (Sep 02, 2017)
Pass attempts	50	vs Oklahoma (Sep 23, 2017)
Pass completions	33	vs Oklahoma (Sep 23, 2017)
Yards Passing	463	vs Oklahoma (Sep 23, 2017)
Yards Per Pass	11.2	at Kansas (Nov 04, 2017)
TD Passes	4	vs Oklahoma (Sep 23, 2017)
Total Plays	85	vs Oklahoma (Sep 23, 2017)
Total Offense	532	vs Liberty (Sep 02, 2017)
Yards Per Play	8.3	vs Liberty (Sep 02, 2017)
Points	45	vs Liberty (Sep 02, 2017)
Sacks By	5	at Duke (Sep 16, 2017)
First Downs	30	vs West Virginia (Oct 21, 2017)
Penalties	11	at Duke (Sep 16, 2017)
Penalty Yards	100	at Duke (Sep 16, 2017)
Turnovers	4	at Duke (Sep 16, 2017)
Interceptions By	1	three times
Punts	8	vs Texas (Oct 28, 2017)
Punting Avg	51.4	at Duke (Sep 16, 2017)
Long Punt	70	at Duke (Sep 16, 2017)
Punts inside 20	3	at Duke (Sep 16, 2017)
Long Punt Return	42	vs Oklahoma (Sep 23, 2017)

OPPONENT SUPERLATIVES

INDIVIDUAL		
Rushes	28	Mosley, C., vs Liberty (Sep 02, 2017)
Yards Rushing	176	Wilson, S., at Duke (Sep 16, 2017)
TD Rushes	2	Wilson, S., at Duke (Sep 16, 2017)
		Sermon, Trey, vs Oklahoma (Sep 23, 2017)
Long Rush	99	Adams, Abdul, vs Oklahoma (Sep 23, 2017)
Pass attempts	60	Calvert, S., vs Liberty (Sep 02, 2017)
Pass completions	44	Calvert, S., vs Liberty (Sep 02, 2017)
Yards Passing	459	Rudolph, Mason, at Oklahoma State (Oct 14, 2017)
TD Passes	5	Grier, Will, vs West Virginia (Oct 21, 2017)
Long Pass	68	Rudolph, Mason, at Oklahoma State (Oct 14, 2017)
Receptions	13	Gandy-Golden, A., vs Liberty (Sep 02, 2017)
Yards Receiving	235	Washington, J., at Oklahoma State (Oct 14, 2017)
TD Receptions	3	Sills V, David, vs West Virginia (Oct 21, 2017)
Long Reception	68	Washington, J., at Oklahoma State (Oct 14, 2017)
Field Goals	4	Probert, A., vs Liberty (Sep 02, 2017)
		McCrane, M., at Kansas State (Sep 30, 2017)
Long Field Goal	49	McCrane, M., at Kansas State (Sep 30, 2017)
Punts	7	Parker, A., at Duke (Sep 16, 2017)
Punting Avg	54.0	Sinor, Zach, at Oklahoma State (Oct 14, 2017)
Long Punt	58	Walsh, Nick, at Kansas State (Sep 30, 2017)
Punts inside 20	3	Routsas, vs UTSA (Sep 09, 2017)
		Dickson, Michae, vs Texas (Oct 28, 2017)
Long Punt Return	34	Pringle, Byron, at Kansas State (Sep 30, 2017)
Long Kickoff Return	70	Badet, Jeff, vs Oklahoma (Sep 23, 2017)
Tackles	12	Giles-Harris, J., at Duke (Sep 16, 2017)
Sacks	2.0	Geary, Will, at Kansas State (Sep 30, 2017)
Tackles For Loss	4.5	Benton, A., vs West Virginia (Oct 21, 2017)
Interceptions	1	10 players

TEAM		
Rushes	51	at Duke (Sep 16, 2017)
Yards Rushing	342	vs Oklahoma (Sep 23, 2017)
Yards Per Rush	8.6	vs Oklahoma (Sep 23, 2017)
TD Rushes	5	at Oklahoma State (Oct 14, 2017)
Pass attempts	60	vs Liberty (Sep 02, 2017)
Pass completions	44	vs Liberty (Sep 02, 2017)
Yards Passing	471	at Oklahoma State (Oct 14, 2017)
Yards Per Pass	14.9	vs Oklahoma (Sep 23, 2017)
TD Passes	5	vs West Virginia (Oct 21, 2017)
Total Plays	103	vs Liberty (Sep 02, 2017)
Total Offense	747	at Oklahoma State (Oct 14, 2017)
Yards Per Play	10.6	vs Oklahoma (Sep 23, 2017)
Points	59	at Oklahoma State (Oct 14, 2017)
Sacks By	6	vs West Virginia (Oct 21, 2017)
First Downs	31	vs Liberty (Sep 02, 2017)
Penalties	11	vs West Virginia (Oct 21, 2017)
Penalty Yards	134	vs West Virginia (Oct 21, 2017)
Turnovers	2	at Duke (Sep 16, 2017)
		at Oklahoma State (Oct 14, 2017)
		at Kansas (Nov 04, 2017)
Interceptions By	3	at Duke (Sep 16, 2017)
Punts	8	at Duke (Sep 16, 2017)
Punting Avg	54.0	at Oklahoma State (Oct 14, 2017)
Long Punt	58	at Kansas State (Sep 30, 2017)
Punts inside 20	3	vs UTSA (Sep 09, 2017); vs Texas (Oct 28, 2017)
Long Punt Return	34	at Kansas State (Sep 30, 2017)

RED ZONE

OPPONENT	SCORE	TIMES IN			RUSH TDS	PASS		FAILED TO SCORE INSIDE 20							
		SCORE	RED ZONE	POINTS		TDS	TDS	FGS	FGA	DOWN	INT	FUM	HALF	GAME	
Liberty	45-48	3	3	21	3	2	1	0	0	0	0	0	0	0	0
UTSA	10-17	3	2	10	1	0	1	1	1	1	0	0	0	0	0
at Duke	20-34	0	0	0	0	0	0	0	0	0	0	0	0	0	0
Oklahoma	41-49	5	4	20	2	0	2	2	3	0	0	0	0	0	0
at Kansas State	20-33	3	2	6	0	0	0	2	3	0	0	0	0	0	0
at Oklahoma State	16-59	3	3	13	1	1	0	2	2	0	0	0	0	0	0
West Virginia	36-38	4	4	19	2	1	1	2	2	0	0	0	0	0	0
Texas	7-38	1	1	7	1	1	0	0	0	0	0	0	0	0	0
at Kansas	38-9	6	5	31	4	2	2	1	2	0	0	0	0	0	0
vs. Texas Tech															
Iowa State															
at TCU															
Totals		28	24	127	14	7	7	10	13	1	0	0	0	0	0
Opponents		32	29	151	16	9	7	13	15	0	1	0	0	0	0

SEASON PCT. (OVERALL): 24 of 28 (85.7%) SEASON PCT. (TDS): 14 of 28 (50.0%)
 SEASON PCT. (NO SCORE): 4 of 28 (14.3%) SEASON PCT. (FGS): 10 of 28 (35.7%)

BAYLOR DRESS ROSTER VS. KANSAS

ALPHABETICAL ROSTER

NO.	PLAYER, POS.
75	Eleasah Anderson, OL
4	Grayland Arnold, CB
33	DJ Artis, DE
16	Jared Atkinson, WR
28	Henry Black, LB
72	Blake Blackmar, OL
47	Kyle Boyd, FB
12	Charlie Brewer, QB
35	Ezekiel Brown, CB
87	Jayson Clements, TE
37	Timarcus Davis, CB
25	Trestan Ebner, RB
85	Jordan Feuerbacher, TE
12	Davion Hall, S
31	Harrison Hand, CB
33	JaMycal Hasty, RB
16	Preston Heard, QB
18	Gavin Holmes, WR
11	Jameson Houston, CB
90	Tyrone Hunt, DT
43	Jamie Jacobs, DE
80	Tyler Jaynes, WR
92	Micheal Johnson, DT
32	Lenoy Jones Jr., LB
34	Marques Jones, WR
54	Will Jones, DT
49	Chad Kelly, FB/LB
41	Clint Kelly, LS
77	Patrick Lawrence, OL
9	Ira Lewis, DT
7	John Lovett, RB
51	Chris Lutzel, LS
21	Blake Lynch, WR/CB
93	James Lynch, DT
69	Josh Malin, OL
96	Connor Martin, PK/P
46	Ross Maticscik, LS
42	Jairon McVea, S
3	Chris Miller, S
64	Ryan Miller, OL
15	Denzel Mims, WR
5	Brian Nance, DE
55	Xavier Newman, OL
13	Tony Nicholson, WR
15	Eric Ogor, LB
23	Obim Okeke, RB
24	Jalen Pitre, LB
76	Mo Porter, OL
20	Rajah Preciado, S
52	Greg Roberts, DE
99	Bravvion Roy, DT
63	Daniel Russell, OL
30	Wyatt Schrepfer, RB
89	Jay Sedwick, K
2	Taion Sells, S
56	Tyrae Simmons, OL
8	Zach Smith, QB
17	Pooh Stricklin, WR
52	Sam Tecklenburg, OL
48	BJ Thompson, DE
27	Verkedric Vaughns, S
24	Ishmail Wainright, TE
18	Chance Waz, S
95	Peter Webster, K
6	Trevor White, WR
40	Deonte Williams, DE
38	Jordan Williams, LB
22	Terence Williams, RB
1	Taylor Young, LB

NUMERICAL ROSTER

No.	Name	Pos.	Ht.	Wt.	Yr.	Exp.	Hometown (Previous)
1	Taylor Young	LB	5-9	225	Sr.	3L	DeSoto, Texas (DeSoto HS)
2	Taion Sells	S	5-8	185	Sr.	3L	Irving, Texas (MacArthur HS)
3	Chris Miller	S	6-0	185	So.	1L	Frisco, Texas (Lone Star HS)
4	Grayland Arnold	CB	5-9	190	So.	1L	Kountze, Texas (Kountze HS)
5	Brian Nance	DE	6-3	250	Sr.	2L	Euleess, Texas (Euleess Trinity HS / Hargrave Military Academy)
6	Trevor White	WR	5-7	165	Jr.	1L	Arlington, Texas (Martin HS)
7	John Lovett	RB	6-2	195	Fr.	HS	Burlington, N.J. (Cherokee HS)
8	Zach Smith	QB	6-3	225	So.	1L	Grandview, Texas (Grandview HS)
9	Ira Lewis	DT	6-3	290	Jr.	2L	Houston, Texas (Lamar HS)
11	Jameson Houston	CB	5-11	190	So.	1L	Austin, Texas (St. Michael's Academy)
12	Charlie Brewer	QB	6-1	190	Fr.	HS	Austin, Texas (Lake Travis HS)
12	Davion Hall	S	6-1	210	Sr.	3L	Texarkana, Texas (Liberty-Eylau HS)
13	Tony Nicholson	WR	5-10	185	So.	1L	Grand Prairie, Texas (South Grand Prairie HS)
15	Denzel Mims	WR	6-3	197	So.	1L	Daingerfield, Texas (Daingerfield HS)
15	Eric Ogor	LB	5-10	205	So.	SQ	Richmond, Texas (Foster HS)
16	Jared Atkinson	WR	6-3	210	So.	1L	Mesquite, Texas (Horn HS)
16	Preston Heard	QB	6-0	195	So.	1L	Bellaire, Texas (Episcopal HS)
17	Pooh Stricklin	WR	6-2	185	So.	1L	Waco, Texas (Midway HS)
18	Gavin Holmes	WR	5-11	195	Fr.	HS	Justin, Texas (Northwest HS)
18	Chance Waz	S	5-11	180	Sr.	3L	Pflugerville, Texas (Hendrickson HS)
20	Rajah Preciado	S	5-10	185	So.	1L	College Station, Texas (College Station HS)
21	Blake Lynch	CB	6-3	205	So.	1L	Gilmer, Texas (Gilmer HS)
22	Terence Williams	RB	6-2	222	Jr.	2L	Ennis, Texas (Ennis HS)
23	Obim Okeke	RB	6-0	225	So.	SQ	Las Vegas, Nev. (Bishop Gorman HS)
24	Jalen Pitre	LB	6-0	200	Fr.	HS	Stafford, Texas (Stafford HS)
24	Ishmail Wainright	TE	6-5	260	Sr.	HS	Kansas City, Mo. (Montrose Christian [Md.]
25	Trestan Ebner	RB	6-0	205	Fr.	HS	Henderson, Texas (Henderson HS)
27	Verkedric Vaughns	S	5-9	190	Jr.	2L	Mesquite, Texas (Poteet HS)
28	Henry Black	LB	6-0	200	So.	1L	Shreveport, La. (Woodlawn HS)
30	Wyatt Schrepfer	RB	5-10	196	Jr.	1L	Trinidad, Colo. (Hoehne HS / Colorado School of Mines)
31	Harrison Hand	CB	6-0	190	Fr.	HS	Cherry Hill, N.J. (Cherry Hill West HS)
32	Lenoy Jones Jr.	LB	5-11	220	So.	1L	Waco, Texas (Midway HS)
33	DJ Artis	DE	6-2	220	Fr.	HS	Sanford, Fla. (Seminole HS)
33	JaMycal Hasty	RB	5-8	200	So.	1L	Longview, Texas (Longview HS)
35	Ezekiel Brown	CB	6-0	170	RFr.	RS	Midlothian, Texas (Midlothian HS)
34	Marques Jones	CB	6-2	200	So.	SQ	McKinney, Texas (McKinney HS)
37	Timarcus Davis	CB	5-11	175	Fr.	HS	College Station, Texas (College Station HS)
38	Jordan Williams	LB	5-11	220	So.	1L	Paris, Texas (Paris HS)
40	Deonte Williams	DE	6-1	225	RFr.	SQ	Plano, Texas (Prestonwood Christian Academy)
41	Clint Kelly	LS	6-1	230	Jr.	SQ	Grapevine, Texas (Grapevine HS)
42	Jairon McVea	S	5-11	175	RFr.	RS	Richmond, Texas (George Ranch HS)
43	Jamie Jacobs	DE	6-3	240	Jr.	2L	Waco, Texas (Midway HS)
46	Ross Maticscik	LS	6-0	230	So.	1L	McKinney, Texas (McKinney Boyd HS)
47	Kyle Boyd	FB	6-2	238	So.	1L	Mesquite, Texas (Horn HS)
48	BJ Thompson	DE	6-6	220	Fr.	HS	England, Ark. (England HS)
49	Chad Kelly	FB/LB	6-1	220	RFr.	RS	Grapevine, Texas (Faith Christian School)
51	Chris Lutzel	LS	5-9	205	So.	1L	Huntersville, N.C. (Southlake Christian Academy)
52	Greg Roberts	DE	6-5	260	Jr.	2L	Nacogdoches, Texas (Nacogdoches HS)
52	Sam Tecklenburg	OL	6-3	295	So.	1L	Plano, Texas (Plano HS)
54	Will Jones	DL	6-1	301	RFr.	RS	Plano, Texas (Prestonwood Christian Academy)
55	Xavier Newman	OL	6-3	300	Fr.	HS	Desoto, Texas (Desoto HS)
56	Tyrae Simmons	OL	6-4	297	Sr.	1L	Ridgeland, S.C. (Ridgeland-Hardeeville HS / College of the Sequoias)
63	Daniel Russell	OL	6-1	310	Sr.	SQ	Garland, Texas (Garland HS / Blinn College)
64	Ryan Miller	OL	6-2	295	Fr.	HS	Southlake, Texas (Carroll HS)
69	Josh Malin	OL	6-5	285	Jr.	1L	Cibola, Texas (Steele HS)
72	Blake Blackmar	OL	6-5	332	Jr.	2L	Houston, Texas (Clear Lake HS)
75	Eleasah Anderson	OL	6-4	300	Fr.	HS	Houston, Texas (Taylor HS)
76	Mo Porter	OL	6-6	310	Sr.	1L	Missouri City, Texas (Marshall HS / Navarro College)
77	Patrick Lawrence	OL	6-5	300	Jr.	2L	Waxahachie, Texas (Waxahachie HS)
80	Tyler Jaynes	WR	6-2	210	Sr.	2L	Gatesville, Texas (Gatesville HS)
85	Jordan Feuerbacher	TE	6-4	271	Sr.	3L	Kingwood, Texas (Kingwood Park HS)
87	Jayson Clements	TE	6-3	227	Jr.	RS	Waco, Texas (Midway HS / Stephen F. Austin)
89	Jay Sedwick	K	6-1	180	Fr.	HS	Arlington, Texas (Grace Prep)
90	Tyrone Hunt	DT	6-4	285	So.	1L	Arp, Texas (Arp HS)
92	Micheal Johnson	DT	6-1	280	So.	1L	Missouri City, Texas (Hightower HS)
93	James Lynch	DT	6-4	285	Fr.	HS	Round Rock, Texas (Round Rock HS)
95	Peter Webster	K	5-9	160	So.	SQ	Medina, Minn. (Minnehaha Academy)
96	Connor Martin	K/P	5-9	180	So.	1L	Frisco, Texas (Centennial HS)
99	Bravvion Roy	DT	6-1	320	So.	1L	Spring, Texas (Spring HS)