

BAYLOR

BAYLOR ATHLETICS COMMUNICATIONS: 1500 S. University Parks Drive | WACO, TX 76706 | BAYLORBears.COM | @BUFOOTBALL

2017 FOOTBALL GAME NOTES

GAME 6

NR/NR **BAYLOR** (0-5, 0-2 BIG 12) at 14/14 **OKLAHOMA STATE** (3-1, 1-1 BIG 12)



Oct. 14, 2017 • 2:30 p.m. CT • TV: FS1 / FoxSportsGo • Radio: Baylor IMG Sports Network
Stillwater, Okla. • Boone Pickens Stadium (60,000)

MEDIA INFORMATION

TV: FS1 / FoxSportsGo app

Talent: Justin Kutcher (pxp), Mark Helfrich (analyst)
Petros Papadakis (analyst)

Radio: Baylor IMG Sports Network / ESPN Central Texas

Talent: John Morris (pxp), J.J. Joe (analyst),
Ricky Thompson (sideline)

Satellite Radio: Sirius 83/ XM 83/ Internet 971

Live Stats/In-Game Home: BaylorBears.com

Twitter: @BUFootball | #SicOSU

BAYLOR 0-5, 0-2 Big 12

Ranking NR — AP, NR — Coaches

Last Game Sept. 30, 2017
loss at Kansas St., 33-20

Head Coach Matt Rhule (Penn State, '97)

Career Record 28-28 (5th season)

Baylor Record 0-5 (1st season)

vs. OSU 0-0

OKLAHOMA ST. 3-1, 1-1 Big 12

Ranking 14 — AP, 14 — Coaches

Last Game Sept. 30, 2017
win at Texas Tech, 41-34

Head Coach Mike Gundy (Oklahoma St., '90)

Career Record 107-51 (13th season)

OSU Record 107-51 (13th season)

vs. Baylor 7-5

Baylor Coaching Staff

On the Field

Matt Rhule Head Coach
Phil Snow Defensive Coordinator
Jeff Nixon Co-Offensive Coord./Running Backs
Fran Brown Assoc. HC/Cornerbacks
George DeLeone Offensive Line
Joey McGuire Tight Ends
Elijah Robinson Defensive Line

In the Press Box

Glenn Thomas Co-Offensive Coord./Quarterbacks
Bob Bicknell Wide Receivers
Mike Siravo Linebackers

Baylor Athletic Communications

TAYLOR BRYAN Primary Contact
254-709-4411 • 254-710-3538 • Taylor_Bryan@baylor.edu

ZACH PETERS Secondary Contact
254-710-3784 • 254-749-0712 • Zach_Peters@baylor.edu

STORY LINES

- Baylor wraps up a two-game road stint with a trip to Stillwater and a date with No. 14 Oklahoma State. The Bears have won three straight over OSU and have been the victor in four of the last five meetings.
- Despite an open week, the Bears lead all of FBS with seven plays of 60- and 70-plus yards.
- Denzel Mims** ranks second nationally with seven receiving touchdowns and 15th with 533 receiving yards.
- The Baylor defense has allowed only eight touchdowns (42.1%/18th FBS) in 19 opponent redzone trips.
- Of Baylor's 16 touchdown scoring drives in 2017, 15 have lasted 2:30 or less. The Bears are averaging 1:07 per touchdown scoring drive in 2017.
- Baylor leads the Big 12 in tackles for loss (37.0, 35th NCAA) and is fourth in sack with 11.0.
- Blake Lynch** and **Harrison Hand** both rank in the top three in the Big 12 with four passes broken up.
- Underclassmen account for 62% (219 of 353) of Baylor's total tackles through five games.
- Quarterback **Zach Smith** has thrown for 200+ yards and at least two TDs in six of seven career starts. He is averaging 326.6 yards per game and 2.6 touchdowns per game in five career Big 12 meetings.
- Smith was awarded Baylor's final single-digit jersey, the number eight, following the K-State game.
- The Bears' 21 first-time starters in 2017, including eight true freshmen, are the second most in FBS.
- Connor Martin** tied the Baylor record with four field goals (32, 41, 46 [career best], 36) against Oklahoma, and ranks second in the Big 12 and in the top 28 nationally with eight field goals made.
- Clay Johnston** ranks third in the Big 12 with 8.5 TFL and 10th in the nation with 1.70 TFL per game.
- Baylor has had 16 true freshmen appear in a game in 2017, the seventh-largest total nationally.
- Freshmen & sophomores are responsible for 72.9% (1625 of 2228) of Baylor's all-purpose yards.
- Baylor receivers lead all of FBS in receptions of 40 (11), 60 (6) and 70 (6) yards.
- Baylor is playing its 116th season of football and first under **Matt Rhule**, who completed a successful four-year term at Temple from 2013-16. Baylor holds a 588-561-44 (.511) record all-time.
- John Lovett's** 74-yard touchdown run at K-State is the longest for a true freshman in Baylor history.
- Of Baylor's 110 starters through five games, 51 have been freshmen or sophomores, including 13-of-22 (six offense and seven defense) at Kansas State.

2017 SCHEDULE

	Sept. 2 LIBERTY vs. BAYLOR Freshman John Lovett rushes for 89 yards and two touchdowns in first collegiate action.	FS2	L, 48-45
	Sept. 9 UTSA vs. BAYLOR Clay Johnston with career-high 10 tackles and Xavier Jones has 1.5 sacks in narrow loss.	FSN	L, 17-10
	Sept. 16 Baylor at Duke Chris Platt finishes with 148 receiving yards and two touchdowns (73 and 79 yards) in road setback.	ACC RSN	L, 34-20
	Sept. 23 #3 OKLAHOMA vs. BAYLOR Zach Smith career-best 463 yards and four touchdowns; Denzel Mims 192 yards and three touchdowns.	FS1	L, 49-41
	Sept. 30 Baylor at Kansas State Denzel Mims (127 yards, TD) and Pooh Stricklin (102 yards) both record 100+ yards receiving.	ESPN2	L, 33-20
	Oct. 14 Baylor at #14 Oklahoma State Stillwater, Okla. / Boone Pickens Stadium (56,790) / Oklahoma St. leads 19-16	FS1	2:30 p.m. CT
	Oct. 21 WEST VIRGINIA vs. BAYLOR (Homecoming) Waco, Texas / McLane Stadium (45,140) / WVU leads 3-2	FS1/FS2	7 p.m. CT
	Oct. 28 TEXAS vs. BAYLOR Waco, Texas / McLane Stadium (45,140) / Texas leads 76-26-4	TBA	TBA
	Nov. 4 Baylor at Kansas Lawrence, Kansas / Memorial Stadium (50,071) / Baylor leads 12-4	TBA	TBA
	Nov. 11 Texas Tech vs. Baylor (TFB Shootout) Arlington, Texas / AT&T Stadium (80,000) / Series tied 37-37-1	TBA	TBA
	Nov. 18 IOWA STATE vs. BAYLOR Waco, Texas / McLane Stadium (45,140) / Baylor leads 9-6	TBA	TBA
	Nov. 24 Baylor at TCU Ft. Worth, Texas / Amon G. Carter Stadium (45,000) / TCU leads 53-52-7	FS1	11 a.m. CT



MATT RHULE

HEAD COACH, FIRST SEASON

THE RHULE FILE

PERSONAL

Born: January 31, 1975

Family: wife Julie; son Bryant; daughters Vivienne and Leona

EDUCATION

Penn State (1997, B.A. in Political Science)

Buffalo (2003, M.A. in Educational Psychology)

PLAYING EXPERIENCE

Penn State, 1994-97 (linebacker, Academic All-Big Ten ('97))

COACHING EXPERIENCE

1998	Albright College, linebackers
1999	Buffalo, assistant defensive line
2000	Buffalo, defensive line
2001	UCLA, assistant defensive line
2002	Western Carolina, linebackers / special teams
2003-04	Western Carolina, asst. HC / LB / special teams
2005	Western Carolina, asst. HC / OL / ST / RGC
2006	Temple, defensive line
2007	Temple, quarterbacks / recruiting coord.
2008-10	Temple, offensive coord. / quarterbacks
2011	Temple, asst. OC / TE / recruiting coord.
2012	New York Giants, assistant offensive line
2013-16	Temple, head coach
2017-current	Baylor, head coach

THE RHULE WORKSHEET

YEAR	SCHOOL	OVERALL RECORD	CONFERENCE RECORD, FINISH
2013	Temple	2-10	1-7, t-9th (AAC)
2014	Temple	6-6	4-4, 6th (AAC)
2015	Temple	10-4	7-1, 1st (AAC East)
2016	Temple	10-3	7-1, 1st (AAC East)
2017	Baylor	0-5	0-2
TOTALS	5 seasons	28-28	19-15
	BU 1 season	0-5	0-5
	TU 4 seasons	28-23	19-13

MORE STORY LINES

- With **Kyle Fuller's** selection by Houston in 2017, Baylor has had at least one NFL draft pick for nine straight years. The Bears have had 25 players selected since 2011, including eight offensive linemen in the last nine years.
- The Bears capped the 2016 season with a Cactus Bowl win in their program-record seventh straight bowl appearance. BU had a program record 7+ wins in a season for the 7th straight year in 2016.
- Baylor has had seven consecutive seasons with a 1,000 yard rusher including junior **Terence Williams** (1,048 yds) who is back for 2017 as one of four returning 1K rushers in the Big 12.
- Just two months on the job, Rhule and his staff signed 27 players in February, a class that ranked 3rd in the Big 12. The Bears signed 20 players from the state of Texas, tops in the Big 12
- OSU head coach **Mike Gundy** served as Baylor's passing game coordinator and quarterbacks coach during the 1996 season. OSU WR coach **Kasey Dunn** spent the 2007 season as associate head coach/WR/special teams coach at BU.

UP NEXT

The Bears return home for the first of two consecutive home games when they host West Virginia at McLane Stadium for homecoming October 21. The home team has won every game in the five-game series between BU and the Mountaineers that began when WVU joined the Big 12 in 2012. Baylor is 2-0 in the series in Waco and 1-0 against West Virginia at McLane Stadium (62-38, 2015). Last season, the Bears came up just short 24-20 to WVU in Morgantown to wrap up the 2016 regular season.

OKLAHOMA STATE SERIES HISTORY

The all-time series between Baylor and Oklahoma State dates back all the way to 1914. OSU leads the series 19-16, including a 12-6 mark in Stillwater. The Bears have won three straight and four of the last five including a 35-24 win last season at McLane Stadium. BU offensive analyst **Shawn Bell** passed for 272 yards and led Baylor to a 44-34 win over the Cowboys in the 2005 season finale halting a nine-game winning streak by OSU in the series. Last season, Baylor held on for a 35-24 win behind four touchdown throws from **Seth Russell** and eight receptions for 175 yards by **Ish Zamora**. **Terence Williams** scored the opening touchdown and rushed for 52 yards.

BAYLOR FRESHMAN FACTS

- Baylor has played 16 true freshmen over the first five weeks, a total that ranks seventh nationally.
- BU has started eight true freshmen at least once in 2017, third most in FBS. Those first-year players include C **Ryan Miller**, RB **John Lovett**, TE **Rob Saulin**, DE **BJ Thompson**, LB **Jalen Pitre**, CB **Harrison Hand**, OL **Xavier Newman** and WR **RJ Sneed**.
- The Bears have also started a pair of redshirt freshmen thus far in FS **Jairon McVea** and DE **Deonte Williams**.
- Baylor has had 21 players make their first-ever collegiate starts, the second-largest total in all of Division I.
- Twenty-four different freshmen or sophomores have started a game for Baylor through five games in 2017.
- Of Baylor's 110 starters through five games, 51 have been freshmen or sophomores, including 13-of-22 (six offense and seven defense) at Kansas State.
- True freshmen **Harrison Hand** and **Jalen Pitre** have both started four games in 2017. C **Ryan Miller** has started twice.
- Baylor opened the 2017 season with four true or redshirt freshmen in the starting lineup (OL **Ryan Miller**, CB **Harrison Hand**, LB **Jalen Pitre** and S **Jairon McVea**).
- Baylor's 11 true freshman that played in the opener ranked sixth nationally and its three true freshman starters in the first game were behind only LSU's four.


THIRD DOWN TURNAROUND

- After struggling on first down against Liberty and allowing the Flames to convert on 15-of-24 third downs, the Baylor defense has turned the stat around over the last four games and particularly since halftime against UTSA. **Baylor's mark of 26.67 percent over the last 14 quarters would rank 11th nationally.**
- In addition to the defensive improvement on third down, the Baylor offense took a step forward against Oklahoma completing 9-of-21 (42.8%) third down attempts after being successful on only 7-of-35 (20%) tries entering the game.
- Against FBS opponents, Baylor's third down defense mark of 34.55% ranks second in the Big 12.
- The improvement on third down has allowed the Baylor defense to hold its last three opponents to an average of 185.3 passing yards per game (1st, Big 12/20th, FBS) after giving up 447 yards through the air to Liberty in the opener.


	FIRST 6 QUARTERS OF 2017	SINCE HALFTIME VS. UTSA
3RD DOWN CONVERSIONS	22	12
3RD DOWN ATTEMPTS	34	45
PERCENTAGE	64.7	26.7

TOUGHNESS REWARDED


In 2017, head coach Matt Rhule began a new tradition at Baylor of rewarding the nine toughest players on the BU roster with single-digit jerseys. The jersey numbers are awarded to the student-athletes deemed by their teammates to be the toughest members of the team. Rhule began the tradition of honoring toughness with single digits during his time at Temple.




#1 Taylor Young Senior




#2 Taion Sells Senior




#3 Chris Miller Sophomore



#4 Grayland Arnold Sophomore




#5 Brian Nance Senior



#6 Trevor White Junior



#7 John Lovett Freshman



#8 Zach Smith Sophomore



#9 Ira Lewis Junior

ZACH SMITH AWARDED FINAL SINGLE DIGIT

- Showing what head coach Matt Rhule called "crazy toughness", sophomore QB Zach Smith was awarded Baylor's final single-digit jersey, No. 8, for the 2017 season on October 3.
- In his second start of the season and just the sixth of his career, **Zach Smith** threw for a career-best 463 yards and 4 touchdowns (no INT) against OU on Sept. 23. He has thrown for at least 200 yards and two touchdowns in 6-of-7 career starts.
- Smith had two passes of 70+ yards against the Sooners to move into the FBS lead with four on the season.
- The sophomore's four touchdowns against OU were the first passing touchdowns the Sooners had allowed in 2017
- The performance against Oklahoma was Smith's third career 300-yard passing game. It was the fourth-best single-game passing output by a Baylor quarterback and the 19th 400-yard game all-time at Baylor.
- His 463 yards were the most for a BU QB since **Bryce Petty** threw for 550 yards vs. Michigan St. in the 2015 Cotton Bowl.
- He finished with a career-best 33 completions, tying **Shawn Bell** and **Robert Griffin III** for 4th-most completions in a game.
- Smith ranks 21st in the nation at 14.35 yards per completion and is averaging 339.0 passing ypg over his 3 starts, which is 7th nationally.

UNDERCLASS EXPLOSION

- Baylor has turned to its young players to provide key production through the first half of the season.
- Of Baylor's 110 starters through five games, 51 have been freshmen or sophomores, including 13-of-22 (six offense and seven defense) at Kansas State.
- Twenty-four different underclassmen have started a game for the Bears through five weeks. LIST: *Offense* **Sam Tecklenburg, Ryan Miller, Rob Saulin, Denzel Mims, Zach Smith, JaMycal Hasty, John Lovett, Tony Nicholson, Kyle Boyd, Xavier Newman, RJ Sneed, Pooh Stricklin**
- Defense* **BJ Thompson, Brayvion Roy, Micheal Johnson, Deonte Williams, Jalen Pitre, Clay Johnston, Harrison Hand, Chris Miller, Henry Black, Jairon McVea, Blake Lynch**
- Underclassmen account for 62% (219 of 353) of Baylor's total tackles through five games.
- Freshmen & sophomores are responsible for 72.9% (1625 of 2228) of Baylor's all-purpose yards.

EFFICIENCY ON OFFENSE FOR BEARS

- The Bears have had 18 scoring drives of 2:30 or less through the season's first five weeks, including 15-of-16 drives that resulted in a touchdown. The Bears are averaging 2:09 per scoring drive (1:07 per TD drive) this season.
- Baylor has scored in less than a minute eight times and on the first or second play of a drive seven times.
- Five of Baylor's seven scoring drives against Liberty lasted two minutes or less including a 3-play, 75-yard drive that took only 22 seconds and a 1-play, 75-yard scoring drive that took only 11 seconds off the clock. Both of those drives included deep pass completions, a 49-yarder to **Pooh Stricklin** and a 75-yard scoring strike to **Chris Platt**.
- Against Duke, Baylor scored three touchdowns on passes of 44 yards, 73 yards and 79 yards to cap drives that lasted 14, 42 and 48 seconds each.

DEPTH IN THE RECEIVING CORPS.

- Despite losing junior deep threat Chris Platt for the season with a knee injury against OU, Baylor has still shown impressive depth at the wide receiver position.
- A Baylor wide receiver has tallied at least three receptions in a game 15 times so far in 2017. **Tony Nicholson** and **Chris Platt** have both tallied three-plus receptions four times.
- **Denzel Mims** ranks third in the Big 12 with 533 receiving yards (15th, FBS) and second with seven touchdowns (2nd, FBS).
- **Nicholson** ranks 13th in the Big 12 with 21 receptions, while **Pooh Stricklin** is 20th with 19 catches.
- Mims has scored in all five games this season. Mims' streak is the longest for a BU wide out to open a season since **Corey Coleman** had a TD in first six games of 2015.
- Prior to his injury, Platt lead the Baylor receiving corps with a reception in 10 straight games and 16 of the last 17 contests. He ended the season ranked 25th on Baylor's all-time receiving list with 1,123 career yards.
- **Tony Nicholson** (7 rec., 74 yards) and **Pooh Stricklin** (6 rec., 85 yards) both had career days against Oklahoma. Stricklin followed with a career best nine receptions for 102 yards in his first start of the season at K-State.
- Mims' 127 yards and Stricklin's 102 yards against K-State were only the second pair of receivers to record 100-plus receiving yards under Rhule in 56 career games as head coach and the first since October 11, 2014 against Tulsa.
- Baylor's 11 pass completions of 40+ yards are the most in the country.

KICKER MARTIN TIES BU RECORD

- Sophomore place kicker Connor Martin had a career game against Oklahoma. The Frisco, Texas native tied the Baylor record with four field goals, a first for a BU place kicker since 2014.
- Converted a career long 41-yarder in the 3rd quarter and beat that mark with a 46-yard field goal later in the quarter.
- He is the first BU kicker with two field goals of 40 or more yards since Aaron Jones against Texas on Oct. 20, 2012.
- Martin is 8-of-10 on the season and his eight made field goals ranks second in the Big 12 Conference.

BEARS PILING UP SACKS, TFL

- The Bears lead the Big 12 and rank 23rd nationally in TFL with 7.4 per game (32.0 for 122 yards). Baylor also ranks fourth in the Big 12 and 54th in FBS with 2.20 sacks per game (11.0 sacks, 69 yards) on the season.
- **Clay Johnston** is a big part as he ranks 10th nationally and third in the Big 12 with 1.7 TFL per game (7.5 TFL - 24 yards). The sophomore is fifth in the Big 12 with 43 total tackles (30 solo). **Ira Lewis** has added 5.0 TFL (10th, Big 12) and 2.5 sacks (7th, Big 12). Five BU defenders have multiple sacks with four in the Big 12's top 11: **Lewis** (2.5), **Eric Ogor** (2.0), **Brian Nance** (2.0) and **Taylor Young** (2.0).
- BU totaled 12 TFL and 5 sacks at Duke, a first for the program vs. a P5 opponent since 12/27/12 vs. UCLA.

RECORD BREAKDOWN

Current Streak	Lost 5
Current Home Streak	Lost 5
Current Away Streak	Lost 2
Last Win	31-12 vs. Boise St. (12/27/16)
Last Home Win	49-7 vs. Kansas (10/15/16)
Last Away Win	31-12 vs. Boise St. (12/27/16)
Last Loss	33-20 at Kansas State (9/30/17)
Last Home Loss	49-41 vs. #3 Oklahoma (9/23/17)
Last Away Loss	33-20 at Kansas State (9/30/17)

RHULE ERA

Home	0-3
Road	0-2
Neutral	0-0
Natural Grass	0-1
Artificial Turf	0-4
Day Games	0-3
Night Games	0-2
Televised Games	0-5
vs. AP Ranked Opponents	0-1
August	0-0
September	0-5
October	0-0
November	0-0
December	0-0
January	0-0
Leading at Halftime	0-0
Trailing at Halftime	0-3
Tied at Halftime	0-2
Scoring First	0-2
Opponent Scoring First	0-3
Score < 20 Points	0-1
Score 20+ Points	0-2
Score 30+ Points	0-0
Score 40+ Points	0-2
Opponent Scores < 20 Points	0-1
Opponent Scores 20+ Points	0-0
Opponent Scores 30+ Points	0-2
Opponent Scores 40+ Points	0-2
Gain < 20 First Downs	0-3
Gain 20+ First Downs	0-2
Opponent Gains < 20 First Downs	0-1
Opponent Gains 20+ First Downs	0-4
More Rushing Yards Than Opponent	0-1
Fewer Rushing Yards Than Opponent	0-4
Rush For < 100 Yards	0-3
Rush For 100+ Yards	0-2
Opponent Rushes For < 100 Yards	0-0
Opponent Rushes For 100+ Yards	0-5
More Passing Yards Than Opponent	0-3
Fewer Passing Yards Than Opponent	0-2
Pass For < 200 Yards	0-1
Pass For 200+ Yards	0-4
Opponent Passes For < 200 Yards	0-3
Opponent Passes For 200+ Yards	0-2
More Total Yards Than Opponent	0-1
Fewer Total Yards Than Opponent	0-4
Gain < 300 Total Yards	0-1
Gain 300+ Total Yards	0-4
Opponent Gains < 300 Total Yards	0-0
Opponent Gains 300+ Total Yards	0-5
Commit No Turnovers	0-0
Commit < 3 Turnovers	0-4
Commit 3 or + Turnovers	0-1
Force < 3 Turnovers	0-5
Force 3 or + Turnovers	0-0
Commit < 6 Penalties	0-0
Commit 6 or + Penalties	0-5
3rd Down % < 25	0-2
3rd Down % 25-49	0-3
3rd Down % 50+	0-0
Opponent 3rd Down % < 25	0-1
Opponent 3rd Down % 25-49	0-3
Opponent 3rd Down % 50+	0-1
Trail Time of Possession	0-3
Lead Time of Possession	0-2
Overtime Games	0-0

GAME 6 - AT OKLAHOMA STATE BAYLOR IN THE NFL - 2017

NAME	POS.	TEAM
Andrew Billings	DT	Cincinnati Bengals
Matt Bryant	K	Atlanta Falcons
Corey Coleman	WR	Cleveland Browns
Spencer Drango	OL	Cleveland Browns
Kyle Fuller	C	Houston Texans
Rico Gathers	TE	Dallas Cowboys
Demetri Goodson	CB	Green Bay Packers
Bryce Hager	LB	Los Angeles Rams
Xavien Howard	CB	Miami Dolphins
Bryce Petty	QB	New York Jets
Phil Taylor	DL	Washington Redskins
Jon Weeks	LS	Houston Texans
Terrance Williams	WR	Dallas Cowboys
Kendall Wright	WR	Chicago Bears

• Fourteen former Bears earned spots on NFL rosters for the 2017 season as of Sept. 3.

• Former Bear Orion Stewart spent the first four weeks of the season as a member of Buffalo's practice squad before being released Oct. 9.

• Baylor had 21 former lettermen with NFL teams during the preseason, representing 17 different NFL teams.

• Baylor has had 21 players selected in the first round including four players selected No. 2 overall with Robert Griffin III the most recent selection at No. 2 by the Washington Redskins in 2012.

• The Bears have had 126 players drafted overall since 1970 and 40 players compete in the Super Bowl including Atlanta Falcon Matt Bryant in Super Bowl LI.

BAYLOR FOOTBALL ON THE RADIO

Baylor football is aired live via the Baylor IMG Sports Network, including locally on flagship station ESPN Central Texas 1660 AM/99.1 ESPN Radio (KRZI) in Waco, worldwide on BaylorBears.com, Sirius XM Radio and on the TuneIn Radio App. All games are broadcast by the "Voice of the Bears" John Morris and former Baylor standouts J.J. Joe (analyst) and Ricky Thompson (sideline reporter). Morris is in his 31st year in the Baylor broadcast booth and 23rd as the signature voice of Baylor Athletics, while Thompson and Joe are in their 18th and 14th years, respectively.

BAYLOR MEDIA WEBSITE

An all-in-one-place media page is can be found at Baylor's website at: <http://www.BaylorBears.com/ot/bay-media.html>. Among the information available at the site are links and pdfs of statistics, game notes, quick facts and directions as well as photo/logo downloads and video FTP information.

BAYLORBears.COM

Baylor's official athletic web site can be found at www.BaylorBears.com. The comprehensive site, which includes releases, photos, biographical sketches, blogs and audio broadcasts, is part of the CBS College Sports network.

2017 BAYLOR FOOTBALL GAME NOTES

BEARS IN STRIKING DISTANCE LATE IN GAMES

- Despite starting the season with five consecutive losses, Baylor has had a chance late in all five contests.
- Baylor has three losses by eight points or less on the season with an average margin of defeat of 9.0 ppg.

Opp.	Situation	Result
Liberty	Trail 48-45, 00:32 4Q	Interception
UTSA	Trail 17-10, 2:08 4Q	Turnover on Downs
at Duke	Trail 24-20, 11:44 4Q	Pick-Six makes it 31-20
Oklahoma-1	Trail 35-31, 15:00 4Q	Punt
Oklahoma-2	Trail 49-41, 1:41 4Q	Sack Fumble
at K-State	Trail 20-13, 2:16 3Q	Bad snap leads to fumble at BU 14

EXPERIENCED YOUNG MOVING UP LIST

Senior linebacker Taylor Young leads the team with 34 career starts, including seven consecutive games dating back to 2016, and has played in 40 games in his career. During that time he has amassed 290 career combined tackles, a total that ranks 12th among active defenders. He also ranks third among active players with 194 solo tackles.

TOTAL TACKLES

1. Quin Blanding, Virginia	409
2. Josey Jewell, Iowa	371
3. Auggie Sanchez, USF	332
4. Quentin Poling, Ohio	321
5. Micah Kiser, Virginia	321
6. Donnie Miles, UNC	320
7. Dalton Herring, NMSU	318
8. Skai Moore, South Carolina	302
9. Jason Beck, Eastern Michigan	296
10. Andrwe Wingard, Wyoming	295
11. Alvin Jones, UTEP	292
12. Taylor Young, Baylor	290

SOLO TACKLES

1. Quin Blanding, Virginia	223
2. Maurice McKnight, SJSU	210
3. Taylor Young, Baylor	194
4. Auggie Sanchez, USF	191
Armani Watts, Texas A&M	191
6. Tegrays Scales, Indiana	190

MIMS VS. THE NATION

- Baylor sophomore **Denzel Mims** are quickly establishing himself as one of the top wide receivers in both the Big 12 and the nation. The Daingerfield, Texas native is a big reason Baylor leads the nation in receptions of 40/60/70 yards.
- Mims is one of only six men with two receptions of 70-plus yards, including injured teammate Chris Platt's four.
- The sophomore standout has a receiving touchdown in all five games in 2017, the most since Corey Coleman scored in six straight to open the 2015 season.
- Mims has done a majority of his damage on second down with 12 receptions for 296 yards and three touchdowns.
- Mims followed with a career-best 11 receptions for 192 yards and three touchdowns against No. 3 Oklahoma. He made it two consecutive 100-yard games with seven receptions for 127 yards at K-State, his first two 100-yard games.

	TOTAL	BIG 12	FBS
Receptions	25	7th	84th
Yards	533	3rd	15th
TDs	7	2nd	2nd
Yards/Rec.	21.32	5th	17th
Yards/Gm.	106.6	3rd	10th
Rec. 40+ yds	5	1st	1st

O-LINE COMING TOGETHER

- Due to injuries and youth, Baylor has been forced to use four different starting combinations on the offensive line through the season's first five games.
- The only combination to start together more than once (vs. OU, at K-State) is LT **Mo Porter**, LG **Xavier Newman**, C **Sam Tecklenburg**, RG **Blake Blackmar** and RT **Pat Lawrence**. Porter was forced out after only 17 snaps against OU with **Josh Malin** taking over in the first quarter against the Sooners.
- RG **Blake Blackmar** (17 consecutive starts, 18 career) and RT **Pat Lawrence** (18 consecutive starts, 18 career) have both started all five games as their respective positions. Sam Tecklenburg has started all five games this season, but at two different positions (two at LG, three at C). Below are the starting combinations through five weeks.

	LT	LG	C	RG	RT
Liberty	Malin	Tecklenburg	Miller	Blackmar	Lawrence
UTSA	Porter	Tecklenburg	Miller	Blackmar	Lawrence
at Duke	Porter	Wilson	Tecklenburg	Blackmar	Lawrence
OU	Porter	Newman	Tecklenburg	Blackmar	Lawrence
at K-State	Porter	Newman	Tecklenburg	Blackmar	Lawrence

RHULE TEAMS IN THE FOURTH QUARTER

In Matt Rhule's four seasons as head coach, he has sealed the deal when leading or tied entering the fourth quarter. Rhule-coached teams have won 25 straight games when leading or tied entering the fourth, and are 26-4 overall. All four losses came in his first season as head coach at Temple in 2013. When leading entering the fourth quarter, he has won 23 straight games and is 24-3 overall with all three losses coming in 2013 as well.

SMITH MAKING SIXTH BIG 12 START

As the Bears prep for the trip to Stillwater, sophomore quarterback Zach Smith will be making his sixth career Big 12 start. The Grandview, Texas native is completing more than 60 percent of his passes against Big 12 competition in his career. Below are his stat lines from his five previous Big 12 Conference starts.

	C-A	TD	INT	YDS
Kansas St. (2016)	27-45	3	3	258
vs. Texas Tech (2016)	30-46	3	1	377
at West Virginia (2016)	15-31	2	2	244
Oklahoma (2017)	33-50	4	0	463
at Kansas State (2017)	26-44	1	1	291
Five starts	131-216	13	7	1,633
	60.1%			326.6 ypg

NFL EXPERIENCE ABOUNDS

Including head coach Matt Rhule's 2012 stint with the New York Giants, there are six total coaches on the Baylor staff with 38 years combined experience in the National Football League. That total ranks fourth in college football. Four of the five coaches on offense spent time in the NFL including co-offensive coordinators Jeff Nixon (10 years) and Glenn Thomas (seven years). Bob Bicknell has 10 years of experience with four different teams. Phil Snow was a Detroit assistant for four seasons. George DeLeone has spent six seasons in professional football over three stints. Rhule, DeLeone and Bicknell have all served as NFL offensive line coaches. **BU's 37 years of NFL coaching by its assistant coaches lead the country.**

RHULE TEAMS IN THE FOURTH QUARTER

In Matt Rhule's four seasons as head coach, he has sealed the deal when leading or tied entering the fourth quarter. Rhule-coached teams have won 25 straight games when leading or tied entering the fourth, and are 26-4 overall. All four losses came in his first season as head coach at Temple in 2013. When leading entering the fourth quarter, he has won 23 straight games and is 24-3 overall with all three losses coming in 2013 as well.

CONSISTENT RUNNING GAME

Baylor's offense has churned out eight 1,000-yard rushers since 2010 - the second-best total in FBS. The Bears have had at least one player rush for 1,000 or more yards for a program-record seven consecutive seasons including junior Terence Williams' 1,048 yards in 2016. Williams was the 12th player in Baylor history to rush for more than 1,000 yards in a season. Baylor has rushed for a touchdown in 43 of its last 46 games and 74 of its last 79. Below is the list of FBS teams with seven or more 1,000-yard rushers since 2010.

Most 1,000-yard rushers since 2010 among FBS teams

Auburn	9
Baylor	8
Nevada	8
Wisconsin	8
San Diego St.	9
Boise State	7
Ohio State	7
Western Kentucky	7

MULTIPLE TURNOVERS EQUALS WINS

Matt Rhule defenses have forced two or more turnovers in 24 of 56 (42.8%) career games. His teams own a 17-7 record with two or more turnovers forced, have won 12 of the last 15, seven of the last nine and four of five when doing so. Rhule's teams are 7-0 when forcing four or more turnovers and 9-3 when creating three or more. His teams are 19-4 with a positive turnover margin.

BEARS RECORD STELLAR ACADEMIC SEMESTERS

In the first semester under head coach Matt Rhule, Baylor football produced its top academic semester in more than 10 years with a cumulative GPA of 2.87 during the spring of 2017. The Bears had 43 players named to the Big 12 Commissioner's Honor Roll, including three on the dean's list in Preston Heard, Marques Jones and Chad Kelly. Jones and Kelly both recorded perfect 4.0 GPAs. The Bears recorded a 3.11 GPA during the summer of 2017.

BAYLOR STAFF HAS TEXAS TIES

Despite Matt Rhule taking the reigns of the Baylor program with no experience in the state of Texas, he assembled a staff that includes eight coaches and support staffers that have spent time in the state. Tight ends coach Joey McGuire won three state titles in 14 seasons at Cedar Hill (Texas) High School. Assoc. AD for football relations David Wetzell, a BU letterman, was head coach at San Antonio Reagan from 2003-16 as part of a 25-year career. He also served as head of the Texas High School Football Coaches Association. Glenn Thomas is a native of Eastland, Texas and a Texas Tech graduate. Offensive analyst Shawn Bell played quarterback at Baylor and spent 10 years on the Texas high school sidelines. Associate director of player development Stephen Smith is a Dallas native that served as an assistant under McGuire for seven seasons. Additionally, three of Baylor's graduate assistant coaches are Texas natives.

TRACKING BAYLOR IN THE TOP 25

WEEK	W/L	AP	COACHES	CFP
PRESEASON	0-0	—	—	—
Sept. 5	0-1	—	—	—
Sept. 10	0-2	—	—	—
Sept. 17	0-3	—	—	—
Sept. 24	0-4	—	—	—
Oct. 1	0-5	—	—	—
Oct. 8	0-5	—	—	—

BAYLOR WHEN RANKED...

Baylor as a ranked team: 111-55-2
 Ranked Baylor vs. ranked opponent: 23-29-1
 Baylor vs. ranked opponents: 54-176-6
 Baylor vs. No. 1-ranked opponents: 0-11-1
 Baylor vs. Top 10 opponents: 18-91-2

2017 HONORS

Blake Blackmar, OL
 Dave Campbell All-Texas Second Team

Jordan Feuerbacher, TE
 Mackey Award Watch List
 Lindy's Second-Team All-Big 12
 Phil Steele Fourth-Team All-Big 12
 Dave Campbell All-Texas Second Team

Drew Galitz, P
 Ray Guy Award Punter of the Week (Sept. 18)
 Phil Steele Fourth-Team All-Big 12
 Ray Guy Award Watch List

Davion Hall, S
 2018 Reese's Senior Bowl Watch List

JaMycal Hasty, RB
 Athlon Fourth-Team All-Big 12

Blake Lynch, CB/WR
 Athlon Fourth-Team All-Big 12 (WR)
 Dave Campbell All-Texas Second Team (WR)

Connor Martin, PK
 Big 12 Special Teams Player of the Week (Sept. 25)

Denzel Mims, WR
 Biletnikoff Award Watch List
 The Earl Campbell Tyler Rose Award HM (Sept. 25)

Tony Nicholson, PR (specialist)
 Athlon Second-Team All-Big 12
 Phil Steele First-Team All-Big 12

Mo Porter, OL
 Phil Steele Fourth-Team All-Big 12

**GAME 6 - AT OKLAHOMA STATE
2017 HONORS CONTINUED**

K.J. Smith, DE

2018 Reese's Senior Bowl Watch List
Bednarik Award Watch List
Nagurski Trophy Watch List
Lott IMPACT Trophy Watch List
Media First-Team All-Big 12
Athlon First-Team All-Big 12
Phil Steele First-Team All-Big 12
Lindy's First-Team All-Big 12
Dave Campbell All-Texas First Team
Waco Tribune-Herald Preseason All-Big 12
Lowe's Senior Class Award Watch List

Zach Smith, QB

Davey O'Brien Great 8 (Sept. 25)
Manning Award Star of the Week (Sept. 25)
The Earl Campbell Tyler Rose Award HM (Sept. 25)

Terence Williams, RB

Athlon Second-Team All-Big 12
Lindy's Second-Team All-Big 12
Phil Steele Third-Team All-Big 12
Dave Campbell All-Texas First Team

Ishmael Wilson, OL

Phil Steele Fourth-Team All-Big 12

Taylor Young, LB

Wuerffel Trophy Watch List
Athlon Second-Team All-Big 12
Phil Steele Second-Team All-Big 12
Lindy's Second-Team All-Big 12
Dave Campbell All-Texas Second Team
Waco Tribune-Herald Preseason All-Big 12

2017 BAYLOR FOOTBALL GAME NOTES

DEEP CONNECTIONS FOR RHULE AND NIXON

Baylor head coach Matt Rhule and co-offensive coordinator Jeff Nixon have a relationship that dates back more than 20 years. Rhule and Nixon were teammates at State College (Pa.) High School, then college teammates and roommates at Penn State from 1995-96. The two worked together in 2006 at Temple. Rhule hired Nixon, who has 10 years NFL experience, as his running backs coach and play caller in January 2017.

BAYLOR'S O-LINE PIPELINE

Baylor has a history of sending offensive linemen to the NFL over the past several years. The Bears have had eight linemen drafted in the last nine NFL Drafts including two first-rounders [list below]. Baylor offensive linemen won four straight Big 12 Offensive Linemen of Year honors from 2012-15 (2012-13 Cyril Richardson, 2014-15 Spencer Drango). The unit has also paved the way for a 1,000-yard rusher for seven consecutive seasons.

- 2009, T Jason Smith – 1st Rnd (#2), Rams
- 2010, C JD Walton – 3rd Rnd, Broncos
- 2011, T Danny Watkins – 1st Rnd (#23), Eagles
- 2012, C Philip Blake – 4th Rnd, Broncos
- 2012, G Robert T. Griffin – 6th Rnd, Jets
- 2014, G Cyril Richardson – 5th Rnd, Bills
- 2016, T Spencer Drango – 5th Rnd, Browns
- 2017, C Kyle Fuller – 7th Rnd, Texans

KILLING THE CLOCK

When Matt Rhule coached teams grab a seven-point lead at any point during a game, they consistently convert it into a victory. With a seven-point lead at any point during a game, they are 27-10, have won six of eight and 24 of the last 29. In the fourth quarter with a seven-point lead, his teams are 27-1 and have won 26 straight. When holding a 10-point lead at any point, Rhule has won six straight. With a 14-point lead, he has won 23 straight. Up 17, Rhule has won 19 straight. When leading by 20 or more he has won 16 straight.

Lead	7	10	14	17	20+
Any Q	27-10	26-5	24-2	20-2	17-2
4Q	27-1	25-0	22-0	19-0	17-0

BU FOOTBALL UNIFORM TRACKER

Baylor football enjoys a tremendous partnership with Nike that includes more than 120 jersey combinations. Below is a breakdown of each combination worn during the 2017 season.

DATE	OPPONENT	HELMET	JERSEY	PANTS
9/2	Liberty	Matte Green	Green	Green
9/9	UTSA	Matte Black	Green	Black
9/16	at Duke	Metallic Gold	White	Gold
9/23	Oklahoma	Matte Black	Black	Black
9/30	at Kansas St.	White	White	White
10/14	at Oklahoma St.			
10/21	West Virginia			
10/28	Texas			
11/4	at Kansas			
11/11	vs. Texas Tech			
11/18	Iowa State			
11/24	at TCU			

INJURIES A FACTOR IN FIRST HALF OF '17

Baylor has had 21 players miss a combined 57 games through the first five weeks of 2017. Below is a listing of Baylor's players that have missed time due to injury.

OUT			RETURNED		
Name	Extremity	Games missed	Name	Extremity	Games missed
Dru Dixon	Lower	2	Grayland Arnold	Upper	3
Drew Galitz	Lower	TBA*	Timarcus Davis	Lower	1
Ja'Mycal Hasty	Lower	4	Jordan Feuerbacher	Upper	2
Jamie Jacobs	Upper	TBA	Davion Hall	Lower	1
Xavier Jones	Lower	1*	Jameson Houston	Upper	1
Tre Von Lewis	Lower	5*	Lenoy Jones Jr.	Lower	3
Chris Miller	Upper	1	Quan Jones	Upper	3
Chris Platt	Lower	1*	Rajah Preciado	Lower	1
Rob Saulin	Upper	TBA	Terence Williams	Upper	3
Abram Smith	Lower	5*			
K.J. Smith	Lower	4			
Anu Solomon	Upper	3			
Raleigh Texada	Lower	5			
Jordan Tolbert	Upper	5			
Ish Wainright	Illness	3			

*Expected to be out for season

CAREER AND SEASON RECORDS UPDATE

OFFENSE

RECEIVING TOUCHDOWNS

SEASON LEADERS

PLAYER	SEASON	REC	YDS	TD
1. Corey Coleman	2015	74	1,363	20
2. Kendall Wright	2011	106	1,663	14
3. Antwan Goodley	2013	71	1,339	13
KD Cannon	2016	87	1,215	13
5. Terrance Williams	2012	97	1,832	12
6. Melvin Bonner	1992	39	818	11
Terrance Williams	2011	59	957	11
Corey Coleman	2014	64	1,119	11
9. Tevin Reese	2012	53	957	9
10. Lawrence Elkins	1963	70	873	8
Gerald McNeil	1983	62	1,034	8
Bruce Davis	1983	42	755	8
Reggie Newhouse	2001	61	706	8
Trent Shelton	2006	53	802	8
Thomas White	2007	34	475	8
Levi Norwood	2013	47	733	8
Tevin Reese	2013	38	867	8
KD Cannon	2014	58	1,030	8
Ish Zamora	2016	63	809	8
-- Denzel Mims	2017	25	533	7

RECEPTIONS OF 70+ YARDS

CAREER LEADERS

PLAYER	SEASONS	TOTAL
1. Melvin Bonner	1989-92	6
2. Terrance Williams	2009-12	5
Chris Platt	2015-current	5
4. KD Cannon	2014-16	3
Corey Coleman	2013-15	3
6. Tevin Reese	2010-13	2
Antwan Goodley	2011-14	2
Denzel Mims	2016-current	2
9. 32 times		1

DEFENSE

TACKLES FOR LOSS

CAREER LEADERS

PLAYER	SEASONS	YDS	TFL
1. Charles Benson	1979-82	259	49.0
2. Shawn Oakman	2013-15	176	46.5
3. John Garrett	2000-03	131	38.5
4. Robin Jones	1988-91	164	38.0
5. Mike Singletary	1977-80	103	34.0
Taylor Young	2014-current	146	34.0

SEASON LEADERS

PLAYER	SEASON	YDS	TFL
1. Andrew Mellontree	1979	98	20.0
Charles Benson	1982	88	20.0
3. Shawn Oakman	2014	89	19.5
4. John Garrett	2003	73	17.5
5. Charles Benson	1980	72	16.0
Matthew Pearson	1992	88	16.0
Justin Crooks	2004	61	16.0
8. Derek Turner	1985	73	15.0
Andrew Billings	2015	66	15.0
10. Shawn Oakman	2015	55	14.5
-- Clay Johnston	2017	28	8.5

SACKS

CAREER LEADERS

PLAYER	SEASONS	SACKS
1. Shawn Oakman	2013-15	17.5
2. Daryl Gardener	1992-95	15.0
Chris McAllister	2010-13	15.0
4. Taylor Young	2014-current	14.5
5. Scotty Lewis	1990, 92-94	14.0
6. James Francis	1986-89	13.5
Matthew Pearson	1991-92	13.5
8. John Garrett	2000-03	13.0
Jamal Palmer	2012-15	13.0
10. K.J. Smith	2014-current	12.0
Santana Dotson	1988-91	12.0
Glenn Coy	1994-97	12.0

TOTAL TACKLES

CAREER LEADERS

PLAYER	SEASONS	SOLO	ASST	TT
1. Mike Singletary	1977-80	351	311	662
2. Joe Pawelek	2006-09	191	231	422
3. Ray Berry	1983-86	231	149	380
4. Maurice Lane	2002-05	248	117	365
5. Kris Micheaux	1997-00	214	137	351
6. James Francis	1986-89	198	136	334
7. Doak Field	1977-80	164	166	330
8. Thomas Everett	1983-86	204	121	325
9. Jordan Lake	2006-09	198	126	324
10. Gary Joe Kinne	1986-89	179	144	323
-- Taylor Young	2014-current	194	96	290

SOLO TACKLES

CAREER LEADERS

PLAYER	SEASONS	TT	ASST	SOLO
1. Mike Singletary	1977-80	662	311	351
2. Maurice Lane	2002-05	365	117	248
3. Ray Berry	1983-86	380	149	231
4. Kris Micheaux	1997-00	351	137	214
5. Thomas Everett	1983-86	325	121	204
6. Bryce Hager	2011-14	322	120	202
7. Rodney Smith	1996-99	294	95	199
8. James Francis	1986-89	334	136	198
Jordan Lake	2006-09	324	126	198
10. Derrick Cash	2000-03	282	85	197
-- Taylor Young	2014-current	290	96	194

SCORING

FIELD GOALS MADE

SEASON LEADERS

PLAYER	SEASON	PCT	FGA	FGM
1. Aaron Jones	2010	.704	27	19
2. Jeff Ireland	1989	.750	24	18
Chris Callahan	2014	.692	26	18
4. Ryan Havens	2005	.696	23	16
Aaron Jones	2012	.593	27	16
6. Marty Jimmerson	1981	.714	21	15
7. Bubba Hicks	1975	.700	20	14
Aaron Jones	2013	.609	23	14
9. Robert Bledsoe	1979	.765	17	13
Jarvis Van Dyke	1995	.565	23	13
-- Connor Martin	2017	.800	10	8

DEPTH CHART VS. OSU

OFFENSE

WR	17 POOH STRICKLIN (6-2,185, SO.) 19 R.J. Sneed (6-2, 190, Fr.)
IR	13 TONY NICHOLSON (5-10, 185, SO.) 18 Gavin Holmes (5-11, 195, Fr.)
LT	76 MO PORTER (6-6, 310, SR.) 69 Josh Malin (6-5, 285, Jr.)
LG	55 XAVIER NEWMAN (6-3, 300, FR.) 56 Tyrae Simmons (6-4, 297, Sr.)
C	52 SAM TECKLEBURG (6-3, 296, SO.) 64 Ryan Miller (6-2, 295, Fr.)
RG	72 BLAKE BLACKMAR (6-5, 332, JR.) 63 Daniel Russell (6-1, 310, Sr.)
RT	77 PATRICK LAWRENCE (6-5, 300, JR.) 75 Eleasah Anderson (6-4, 300, Fr.)
TE	85 JORDAN FEUERBACHER (6-4, 271, SR.) 24 Ishmail Wainright (6-5, 260, Sr.)
WR	15 DENZEL MIMS (6-3, 197, SO.) 16 Jared Atkinson (6-3,210, So.)
QB	8 ZACH SMITH (6-3, 225, SO.) 12 Charlie Brewer (6-1, 190, Fr.)
RB	7 JOHN LOVETT (6-2, 195, FR.) 25 Trestan Ebner (6-0, 205, Fr.)

DEFENSE

END	5 BRIAN NANCE (6-3, 250, SR.) 52 Greg Roberts (6-5, 260, Jr.)
NT	9 IRA LEWIS (6-3, 290, JR.) 92 Micheal Johnson (6-1, 280, So.)
DT	90 TYRONE HUNT (6-4, 285, SO.) 99 Bravvion Roy (6-1, 320, So.)
RUSH	40 DEONTE WILLIAMS (6-2, 225, R-FR.) 48 BJ Thompson (6-6, 220, Fr.)
WLB	1 TAYLOR YOUNG (5-9, 225, SR.) 38 Jordan Williams (5-11, 220, So.)
MLB	44 CLAY JOHNSTON (6-1, 220, SO.) 32 Lenoy Jones, Jr. (5-11, 220, So.)
SLB	24 JALEN PITRE (6-0, 200, FR.) 15 Eric Ogor (5-10, 205, So.)
CB	31 HARRISON HAND (6-0, 190, FR.) 21 Blake Lynch (6-3, 205, So.)
SS	20 RAJAH PRECIADO (5-10, 185, SO.) 12 Davion Hall (6-1, 210, Sr.)
FS	27 VERKEDRIC VAUGHNS (5-9, 190, JR.) 2 Taion Sells (5-8, 185, Sr.)
CB	4 GRAYLAND ARNOLD (5-9, 190, SO.) 11 Jameson Houston (5-11, 190, So.)

SPECIAL TEAMS

FG	96 CONNOR MARTIN (5-9, 180, SO.) 95 Peter Webster (5-9, 160, So.)
KO	96 CONNOR MARTIN (5-9, 180, SO.) 95 Peter Webster (5-9, 160, So.)
P	96 CONNOR MARTIN (5-9, 180, SO.) 95 Peter Webster (5-9, 160, So.)
KR	7 JOHN LOVETT (6-2, 195, FR.) 25 Trestan Ebner (6-0, 205, Fr.)
PR	13 TONY NICHOLSON (5-10, 185, SO.) 6 Trevor White (5-7, 165, Jr.)
LS	46 ROSS MATISCIK (6-0, 230, SO.)
SS	51 CHRIS LUTZEL (5-9, 205, SO.)
H	41 CLINT KELLY (6-1, 230, JR.) 46 Ross Maticcik (6-0, 230, So.)

CAREER STARTS

34	Taylor Young
29	Anu Solomon (27 at Arizona)
26	K.J. Smith
19	Chance Waz
18	Blake Blackmar, Patrick Lawrence
15	Davion Hall
14	Chris Platt
12	Jordan Feuerbacher, Ira Lewis
11	Greg Roberts
8	Sam Tecklenburg, Terence Williams
7	Clay Johnston, Zach Smith
6	Grayland Arnold, Blake Lynch, Denzel Mims
5	Tyrone Hunt
4	Henry Black, Harrison Hand, Xavier Jones, Jalen Pitre, Mo Porter, Bravvion Roy, Taion Sells, Pooh Stricklin, Verkedric Vaughns, Deonte Williams
3	Jamie Jacobs, John Lovett, Brian Nance, Tony Nicholson,
2	Kyle Boyd, Jameson Houston, Quan Jones, Ryan Miller, Xavier Newman
1	Micheal Johnson, JaMycal Hasty, Lenoy Jones Jr., Josh Malin, Jairon McVea, Chris Miller, Rob Saulin, RJ Sneed, BJ Thompson, Ish Wainright, Jordan Williams

CONSECUTIVE STARTS

18	Patrick Lawrence
17	Blake Blackmar
14	K.J. Smith

CAREER GAMES PLAYED

40	K.J. Smith, Taylor Young
39	Chance Waz
38	Davion Hall
32	Jordan Feuerbacher, Anu Solomon (30 at Arizona)
31	Blake Blackmar, Drew Galitz, Patrick Lawrence
30	Tyler Jaynes, Chris Platt, Taion Sells
28	Verkedric Vaughns
24	Andrew Morris, Greg Roberts
23	Jayson Clements (18 at SFA), Ira Lewis, Terence Williams
22	Jamie Jacobs, Xavier Jones
19	Quan Jones
18	Henry Black, Tyrone Hunt, Clay Johnston, Josh Malin, Ross Maticcik, Tony Nicholson, Mo Porter, Sam Tecklenburg, Jordan Williams
17	Chris Lutzel
16	Kyle Boyd, Blake Lynch, Denzel Mims
15	Jameson Houston, Zach Smith
14	Jared Atkinson, Lenoy Jones Jr., Bravvion Roy
13	Grayland Arnold, JaMycal Hasty, Pooh Stricklin
12	Chris Miller
11	Rajah Preciado, Wyatt Schrepfer
10	Trevor White
8	Micheal Johnson, Eric Ogor
7	Connor Martin, Tyrae Simmons
6	Jarrod Koym
5	Trestan Ebner, Harrison Hand, Marques Jones, Clint Kelly, John Lovett, Jairon McVea, Xavier Newman, Jalen Pitre, RJ Sneed, Deonte Williams
4	Timarcus Davis, Gavin Holmes, James Lynch, Rob Saulin
3	Terrel Bernard, Dru Dixon, Preston Heard, Iain Hunter, Ryan Miller, Obim Okeke
2	Dalton Justice, Daniel Russell, BJ Thompson, Ish Wainright
1	DJ Artis, Zack Bennema, Charlie Brewer, Cody George, Chad Kelly, Thor Rodoni, Jim Threet

PRONUNCIATION GUIDE

ELEASAH Anderson	ELLY-aye-suh	Henry KLINGE	Kling	Thor RODONI	RUH-dohn-ee
GRAYLAND Arnold	GRAY-lund	Josh MALIN	MAY-luhn	BRAVVION Roy	BRAY-vee-on
TERREL Bernard	TUH-rell	Ross MATISCIK	Mat-IZ-sick	TAION Sells	TAY-on
Trestan EBNER	EBB-nurr	JAIRON MCVEA	JARE-un MICK-vay	TYRAE Simmons	Ty-RAY
Jordan FEUERBACHER	FUR-bahk-uhr	XAVIER Newman	ex-AY-vee-uhr	ANU Solomon	AH-new
Jake FRUHMORGEN	froo-MOHR-gehn	CHIDI OGBONNAYA	CHEE-dee OH-bug-nye-uh	RALEIGH TEXADA	RAW-lee tuh-HAH-duh
Drew GALITZ	GAY-litz	Eric OGOR	OH-gor	VERKEDRIC Vaughns	vuhr-KED-rick
DAVION Hall	DAY-vee-on	OBIM OKEKE	OH-bim OH-key-key	Chance WAZ	WAHZ
MARQUES Jones	MAR-kuss	Jalen PITRE	PEE-tree		
XAVIER Jones	ex-AY-vee-uhr	RAJAH PRECIADO	RAW-shuh PREE-shee-ahdo		

2017 GAME RECAPS

OVERALL: 0-5 (HOME 0-3, ROAD 0-2, NEUTRAL 0-0) | BIG 12 CONFERENCE: 0-2 (HOME 0-1, ROAD 0-1, NEUTRAL 0-0)

LIBERTY 48, BAYLOR 45

MCLANE STADIUM • WACO, TEXAS

SEPT. 2, 2017 • ATTENDANCE: 45,784

Anu Solomon threw for 278 yards and three touchdowns, adding 97 yards on six rushes, but Baylor came up short, falling 48-45 to the Liberty Flames in the season opener.

Solomon was 14 of 29 on passing, connecting once with Denzel Mims and twice with Chris Platt.

Platt finished with a team-high 102 yards on just three total receptions, while Mims totalled 85 on two catches.

Baylor's ground game stacked up 254 rushing yards and three touchdowns, with Solomon's efforts complemented by true freshman John Lovett and sophomore JaMycal Hasty.

Lovett had 89 yards rushing and two touchdowns, while Hasty finished with 56 yards rushing and one touchdown.

POSTGAME NOTES

- Solomon surpassed the 7,000-career passing yards milestone, throwing for 278 yards (14-29) vs. Liberty. His career total stands at (7,200).
- Junior Chris Platt scored a career-high-tying two touchdowns, surpassing the 100-yards receiving mark with 102 total yards for the second time in his career (114 vs. Oklahoma State on Sept. 24, 2016).
- Freshman Johnathan Lovett is Baylor's first true freshmen to rush for two touchdowns in a single game since quarterback Nick Florence vs. Kent State on Oct. 3, 2009.
- Freshman Harrison Hand led the Baylor defense with 11 tackles, including seven solo stops, in his debut.

SCORING SUMMARY

LIBERTY	6	11	17	14	--	48
BAYLOR	0	17	14	14	--	45

1st	11:27	LU	Probert, Alex 27 yd field goal
	02:35	LU	Probert, Alex 41 yd field goal
2nd	13:59	BU	Mims, Denzel 45 yd pass from Solomon, Anu (Martin, Connor kick)
	11:38	LU	Gandy-Golden, Antonio 40 yd pass from Calvert, Stephen (Lewis, M. rush)
	09:38	BU	Hasty, JaMycal 14 yd run (Martin, Connor kick)
	05:17	LU	Probert, Alex 33 yd field goal
	00:12	BU	Martin, Connor 39 yd field goal
3rd	13:53	LU	Turner, Chris 32 yd interception return (Probert, Alex kick)
	13:31	BU	Platt, Chris 20 yd pass from Solomon, Anu (Martin, Connor kick)
	05:48	LU	Probert, Alex 31 yd field goal
	05:37	BU	Platt, Chris 75 yd pass from Solomon, Anu (Martin, Connor kick)
	00:24	LU	Gandy-Golden, Antonio 13 yd pass from Calvert, Stephen (Probert, Alex kick)
4th	12:11	LU	Calvert, Stephen 8 yd run (Probert, Alex, kick)
	10:39	BU	Lovett, John 3 yd run (Martin, Connor kick)
	06:12	LU	Jones, Spencer 26 yd pass from Calvert, Stephen (Probert, Alex kick)
	05:00	BU	Lovett, John 34 yd run (Martin, Connor kick)

STATISTICS

TEAM STATS	LU	BU
FIRST DOWNS	31	22
RUSHES-YARDS (NET)	43-138	34-254
PASSING YDS (NET)	447	278
Passes Att-Comp-Int	60-44-0	30-14-2
TOTAL OFFENSE PLAYS-YARDS	103-585	64-532
Fumble Returns-Yards	0-0	0-0
Punt Returns-Yards	0-0	0-0
Kickoff Returns-Yards	2-44	3-53
Interception Returns-Yards	2-30	0-0
Punts (Number-Avg)	3-40.3	4-40.8
Fumbles-Lost	2-0	1-0
Penalties-Yards	8-95	7-61
Possession Time	38:16	21:44
Third-Down Conversions	15 of 24	4 of 12
Fourth-Down Conversions	2 of 2	2 of 2
Red-Zone Scores-Chances	6-6	3-3
Sacks By: Number-Yards	0-0	1-2

INDIVIDUAL STATISTICS

RUSHING: LU-MOSLEY, Carrington 28-122; HICKSON, Frankie 8-17; CALVERT, Stephen 6-0; TEAM 1-minus 1.

BU-Solomon, Anu 6-97; Lovett, John 14-89; Hasty, JaMycal 11-56; Platt, Chris 2-11; Dixon, Dru 1-1.

PASSING: LU-CALVERT, Stephen 44-60-0-447. BU-Solomon, Anu 14-29-1-278; Smith, Zach 0-1-1-0.

RECEIVING: LU-GANDY-GOLDEN, Antonio 13-192; KING, Damian 10-66; FITZGERALD, Marquis 6-47; REDDICK, Cephas 4-48; STUBBS, DJ 3-19; MOSLEY, Carrington 2-18; MATTHEWS, Kentory 2-4; JONES, Spencer 1-26; MCCONNELL, Lionell 1-12; KENNEDY, Thomas 1-9; FOUTZ, Zac 1-6. BU-Nicholson, Tony 5-28; Platt, Chris 3-102; Stricklin, Pooch 3-60; Mims, Denzel 2-85; Hasty, JaMycal 1-3.

INTERCEPTIONS: LU-TURNER, Chris 1-32; TILLMON, Brandon 1-minus 2. BU-None.

FUMBLES: LU-CALVERT, Stephen 1-0; KING, Damian 1-0. BU-Solomon, Anu 1-0.

SACKS (UA-A): LU-None. BU-Lewis, Ira 1-0.

TACKLES (UA-A): Liberty-PETERS, Jeremy 6-1; BROWN, Dia Vante 3-1; DAVIS, Rion 3-1; TILLMON, Brandon 3-1; WELLS, Juwan 2-2; JACKSON, Corbin 1-3; AVERY, Tolen 3-0; MATTHEWS, Malik 3-0; BENTON, Elijah 2-0; TURNER, Chris 2-0; RUSINS, Raifs 2-0; MCGINTY, Solomon 1-1; FAULK, Jimmy 1-1; MCKINNEY, Jaylyn 0-2; IRONS, Lucas 1-0; STOREY, Gregg 0-1. Baylor-Hand, Harrison 7-4; Vaughns, Verkedric 9-1; Young, Taylor 6-2; Pitre, Jalen 5-2; McVea, Jaiiron 6-0; Lewis, Ira 3-3; Johnston, Clay 3-3; Waz, Chance 3-2; Lynch, Blake 4-0; Smith, K.J. 2-2; Roy, Bravvion 2-2; Roberts, Greg 3-0; Hunt, Tyrone 3-0; Blake, Jourdan 3-0; Nance, Brian 3-0; Williams, Jordan 2-1; Black, Henry 2-0; Miller, Chris 1-0; Johnson, Micheal 1-0; Lovett, John 1-0; Platt, Chris 1-0; Thompson, BJ 1-0; Jones, Xavier 0-1; Jacobs, Jamie 0-1.

UTSA 17, BAYLOR 10

MCLANE STADIUM • WACO, TEXAS

SEPT. 9, 2016 • ATTENDANCE: 41,923

True freshman John Lovett carried the load for the offense, pounding out 72 yards on the ground in a 17-10 loss for Baylor (0-2) to the UTSA Roadrunners (1-0).

Anu Solomon passed for 121 yards and a touchdown on 10 of 26 passing, connecting with Denzel Mims on the lone Baylor touchdown in the game.

Mims finished with 62 receiving yards on three receptions, followed closely behind by Chris Platt's 58 yards on four catches.

After the Bears struck first with the Solomon-Mims touchdown in the second quarter, 17 unanswered points by UTSA proved to be too much to overcome for BU.

POSTGAME NOTES

- Senior linebacker Taylor Young leads Baylor with 31 career starts. He closed the game with five total tackles and four solo stops.
- Freshman running back Johnathan Lovett has amassed 161 rushing yards in the first two games of the season, which is the sixth-best rushing start to a season at Baylor since 2000.
- Sophomore linebacker Clay Johnston recorded a new career-high in tackles in the first half alone with eight. He finished the game with 10 stops, including a career-best nine solo tackles.
- Junior wide receiver Chris Platt leads the Baylor receiving corps with a reception in eight consecutive games and in 14 of the last 15 contests.
- Junior defensive lineman Xavier Jones set a career-high with 1.5 sacks.
- Six of Baylor's seven touchdown scoring drives this season have occurred in 2:00 or less.

SCORING SUMMARY

UTSA	0	7	7	3	--	17
BAYLOR	0	7	0	3	--	10

2nd	08:33	BU	Mims, Denzel 20 yd pass from Solomon, Anu (Martin, Connor kick)
	00:27	UTSA	Stewart, Josh 7 yd pass from Sturm, Dalton (Falcon, Victor kick)
3rd	13:15	UTSA	Thomas Jr., Kerry 29 yd pass from Sturm, Dalton (Falcon, Victor kick)
4th	14:12	UTSA	Falcon, Victor 38 yd field goal
	02:40	BU	Martin, Connor 20 yd field goal

STATISTICS

TEAM STATS	UTSA	BU
FIRST DOWNS	20	14
RUSHES-YARDS (NET)	45-220	31-137
PASSING YDS (NET)	155	137
Passes Att-Comp-Int	20-15-0	27-11-1
TOTAL OFFENSE PLAYS-YARDS	65-375	58-274
Fumble Returns-Yards	0-0	0-0
Punt Returns-Yards	1-1	1-1
Kickoff Returns-Yards	2-25	2-31
Interception Returns-Yards	1-2	0-0
Punts (Number-Avg)	5-40.0	6-42.3
Fumbles-Lost	1-1	2-0
Penalties-Yards	10-75	10-98
Possession Time	38:52	21:08
Third-Down Conversions	7 of 16	2 of 11
Fourth-Down Conversions	0 of 1	1 of 3
Red-Zone Scores-Chances	1-1	2-3
Sacks By: Number-Yards	4-22	3-16

INDIVIDUAL STATISTICS

RUSHING: UTSA-Jalen Rhodes 20-103; Dalton Sturm 12-98; Tyrell Clay 9-25; Brett Winnegan 1-minus 2; Team 3-minus 4. BU-Lovett, John 18-72; Nicholson, Tony 1-31; Platt, Chris 1-26; Solomon, Anu 10-9; TEAM 1-minus 1.

PASSING: UTSA-Dalton Sturm 15-20-0-155. BU-Solomon, Anu 10-26-1-121; Smith, Zach 1-1-0-16.

RECEIVING: UTSA-Josh Stewart 5-54; Kerry Thomas Jr. 4-59; Dannon Cavil 2-25; Greg Campbell Jr. 2-13; Brady Jones 1-3; Jalen Rhodes 1-1. BU-Platt, Chris 4-58; Mims, Denzel 3-62; Lovett, John 3-10; Nicholson, Tony 1-7.

INTERCEPTIONS: UTSA-Nate Gaines 1-2. BU-None.

FUMBLES: UTSA-Matt Guidry 1-1. BU-Solomon, Anu 2-0.

SACKS (UA-A): UTSA-Eric Banks 1-0; Marcus Davenport 1-0; La'Kel Bass 0-1; Josiah Tauaefa 0-1; Kevin Strong Jr. 1-0. BU-Jones, Xavier 1-1; Ogor, Eric 1-0; Lewis, Ira 0-1.

TACKLES (UA-A): UTSA-Carl Austin III 4-2; C.J. Levine 2-3; Devron Davis 4-0; Darryl Godfrey 2-2; Eric Banks 3-0; Marcus Davenport 2-1; La'Kel Bass 2-1; Nate Gaines 2-0; Brennan Johnson 2-0; Andrew Martel 1-1; Austin Jue 1-1; Josiah Tauaefa 1-1; Javontavius Mosley 0-2; Les Maruo 1-0; Blaze Moorhead 1-0; Kevin Strong Jr. 1-0; Jarrod Carter-McLin 0-1; King Newton 0-1; Dannon Cavil 0-1; DeQuarius Henry 0-1. BU-Johnston, Clay 9-1; Miller, Chris 5-1; Young, Taylor 4-1; Williams, Deonte 4-0; Houston, Jameson 4-0; Hall, Davion 4-0; Lynch, Blake 2-2; Pitre, Jalen 3-0; Lewis, Ira 2-1; Jones, Xavier 2-1; Hand, Harrison 2-0; Black, Henry 1-1; Blake, Jourdan 1-1; Ogor, Eric 1-1; Vaughns, Verkedric 1-0; McVea, Jaiiron 1-0; Johnson, Micheal 1-0; Roy, Bravvion 1-0; Solomon, Anu 1-0; Williams, Jordan 0-1; Lynch, James 0-1.

2017 GAME RECAPS

OVERALL: 0-5 (HOME 0-3, ROAD 0-2, NEUTRAL 0-0) | BIG 12 CONFERENCE: 0-2 (HOME 0-1, ROAD 0-1, NEUTRAL 0-0)

DUKE 34, BAYLOR 20

WALLACE WADE STADIUM • DURHAM, N.C.

SEPT. 16, 2017 • ATTENDANCE: 26,714

Zach Smith made his first start of the 2017 season, throwing for 263 yards and three touchdowns, but Baylor (0-3) couldn't overcome its four turnovers, falling 34-20 to the Duke Blue Devils (3-0).

The big-play potential for the Bears was on full display, with Smith connecting with Denzel Mims on a 44-yard touchdown and Chris Platt on 73- and 79-yard scoring bombs.

Platt totaled 148 yards and two touchdowns on just four receptions.

Baylor's defense continued making strides, piling up five sacks, two turnovers, and holding Duke to just 4 for 18 on third-down conversions.

In the closing seconds of the third quarter, Platt's second touchdown of the game brought BU back to within four entering the fourth. Duke went on to score 10 unanswered points, halting the BU comeback bid.

POSTGAME NOTES

- Baylor held Duke to 4-of-18 on third-down conversions. Duke entered the game ranked 8th nationally going 21-of-36 on third-down conversions.
- Baylor forced its first turnover under Rhule on a fumble recovery by Deonte Williams in the first quarter.
- QB Zach Smith, who started for the first time this season, made his fifth career start and has thrown for at least 200 yards and 2 TDs in every start
- WR Chris Platt had a career-high 148 receiving yards for his second career 100-yard receiving game.
- WR Platt caught a 73-yard TD pass and 79-yard TD pass for his third and fourth TD catches of the season and second and third TD catches of 70 or more yards. He has nine career TD catches and four TDs of more than 70 yards.
- Underclassmen have accounted for 64% (157 of 245) of Baylor's tackles through three games. Underclassmen had 63 of 89 tackles (71%) at Duke.

SCORING SUMMARY

BAYLOR	7	0	13	0	--	20
DUKE	7	7	10	10	--	34

1st 14:28	BU	Mims, Denzel 44 yd pass from Smith, Zach (Martin, Connor kick)
13:36	DU	Wilson, Shaun 50 yd run (Parker, Austin kick)
2nd 14:21	DU	Brown, Brittain 34 yd run (Parker, Austin kick)
3rd 12:12	DU	Wilson, Shaun 65 yd run (Parker, Austin kick)
11:30	BU	Platt, Chris 73 yd pass from Smith, Zach (Martin, Connor kick)
05:09	DU	Parker, Austin 45 yd field goal
00:05	BU	Platt, Chris 79 yd pass from Smith, Zach (Martin, Connor kick failed)
4th 11:31	DU	Humphreys, Ben 22 yd interception return (Parker, Austin kick)
04:57	DU	Parker, Austin 26 yd field goal

STATISTICS

TEAM STATS	BU	DU
FIRST DOWNS	9	24
RUSHES-YARDS (NET)	27-57	51-246
PASSING YDS (NET)	263	184
Passes Att-Comp-Int	34-12-3	35-20-1
TOTAL OFFENSE PLAYS-YARDS	61-320	86-430
Fumble Returns-Yards	0-0	0-0
Punt Returns-Yards	0-0	3--12
Kickoff Returns-Yards	1-13	3-63
Interception Returns-Yards	1-0	3-49
Punts (Number-Avg)	7-51.4	8-40.9
Fumbles-Lost	2-1	2-1
Penalties-Yards	11-100	5-54
Possession Time	21:03	38:57
Third-Down Conversions	1 of 12	4 of 18
Fourth-Down Conversions	0 of 3	2 of 2
Red-Zone Scores-Chances	0-0	2-4
Sacks By: Number-Yards	5-36	3-24

INDIVIDUAL STATISTICS

RUSHING: Baylor-Dixon,Dru 9-28; Lovett,John 9-21; Smith,Zach 7-10; Platt,Chris 1-minus 1; Lynch,Blake 1-minus 1. Duke-Wilson, S 18-176; Brown, B 18-86; Harris, Q 2-2; TEAM 2-minus 4; Jones, D 11-minus 14.

PASSING: Baylor-Smith,Zach 12-34-3-263. Duke-Jones, D 20-35-1-184.

RECEIVING: Baylor-Platt,Chris 4-148; Nicholson,Tony 3-29; Mims,Denzel 2-67; Sneed,R.J. 1-11; Ebner,Trestan 1-6; Stricklin,Pooh 1-2. Duke-Wilson, S 5-33; Brown, B 4-71; Rahming, T.J. 4-28; Lloyd, J 3-26; Taylor, C 1-8; Koppenhaver, D 1-8; Chambers, Q 1-7; Bracey, S 1-3.

INTERCEPTIONS: Baylor-Black,Henry 1-0. Duke-Humphreys, B 1-22; McDuffie, J 1-17; Giles-Harris, J 1-10.

FUMBLES: Baylor-Smith,Zach 2-1. Duke-Wilson, S 1-1; Jones, D 1-0.

SACKS (UA-A): Baylor-Nance,Brian 2-0; Johnston,Clay 1-0; Ogor,Eric 1-0; Lewis,Ira 1-0. Duke-Ramsay, M 1-0; Carter II, M 1-0; McSwain, T 1-0.

TACKLES (UA-A): Baylor-Johnston,Clay 6-7; Roy,Bravvion 3-5; Hand,Harrison 7-0; Williams,Jordan 3-3; Hall,Davion 3-3; Nance,Brian 4-1; Lewis,Ira 4-1; Miller,Chris 1-4; Ogor,Eric 4-0; Pitre,Jalen 4-0; Preciado,Rajah 2-1; Young,Taylor 2-1; Hunt,Tyrone 1-2; Williams,Deonte 0-3; Roberts,Greg 1-1; McVea,Jairon 1-1; Lynch,Blake 1-1; Vaughns,Verkedick 0-2; Maticcik,Ross 1-0; Blackmar,Blake 1-0; Davis,Timarcus 1-0; Jacobs,Jamie 1-0; Jones,Xavier 0-1; Houston,Jameson 0-1. Duke-Giles-Harris, J 6-6; Humphreys, B 4-2; Ramsay, M 4-1; Fields Jr., B 3-0; McDuffie, J 2-1; Hayes, J 1-2; Saxton II, A 1-2; Hornbuckle, T 0-2; Dimukeje, V 0-2; Gilbert, M 1-0; McSwain, T 1-0; Jordan, D 1-0; Tangelo, D 1-0; Feamster, B 1-0; Carter II, M 1-0.

#3 OKLAHOMA 49, BAYLOR 41

MCLANE STADIUM • WACO, TEXAS

SEPT. 23, 2017 • ATTENDANCE: 43,573

Baylor (0-4) found its stride on offense, putting up record numbers in the passing game, but ultimately falling to the third-ranked Sooners (4-0), 49-41.

QB Zach Smith making his second start for the Bears, threw for a career-high 463 yards and four touchdowns, going 33-for-55 with zero interceptions.

Smith's primary target was WR Denzel Mims, with the duo connecting on 11 receptions for 192 yards and three touchdowns.

Baylor's upset bid peaked in the third quarter when the Bears took a 31-28 lead. After a 21-point swing for the Sooners, BU took 10 points back, trailing by eight and driving in the fourth quarter.

The drive was cut short by a fumble forced on a sack by the Sooners, leaving the Bears one score down.

POSTGAME NOTES

- QB Zach Smith tallied his third career 300-yard passing game with career-high 463 yards, the fourth-most single-game yards in program history and 18th 400-yard effort by a BU QB.
- WR Denzel Mims posted his first career 100-yard receiving game with career highs in yards (192), catches (11) and TDs (3)
- LB Taylor Young (14.5 career sacks) jumped from No. 9 to No. 4 on Baylor's career sacks list with two sacks.
- K Connor Martin made a career-high four field goals, including career-long 41-yarder and 46-yarder, along with three PATs for career-high 15 points.

SCORING SUMMARY

OKLAHOMA	21	7	7	14	--	49
BAYLOR	7	10	14	10	--	41

1st 14:08	OU	Andrews, Mark 24 yd pass from Mayfield, Baker (Seibert, Austin kick)
07:55	OU	Flowers, D. 52 yd pass from Mayfield, Baker (Seibert, Austin kick)
00:25	BU	Mims,Denzel 19 yd pass from Smith,Zach (Martin,Connor kick)
00:05	OU	Adams, Abdul 99 yd run (Seibert, Austin kick)
2nd 12:39	BU	Martin,Connor 32 yd field goal
10:06	OU	Flowers, D. 3 yd run (Seibert, Austin kick)
08:48	BU	Mims,Denzel 71 yd pass from Smith,Zach (Martin,Connor kick)
3rd 14:15	BU	Platt,Chris 72 yd pass from Smith,Zach (Nicholson,Tony pass from Smith,Zach)
08:22	BU	Martin,Connor 41 yd field goal
02:45	BU	Martin,Connor 46 yd field goal
00:55	OU	Badet, Jeff 48 yd pass from Mayfield, Baker (Seibert, Austin kick)
4th 10:31	OU	Sermon, Trey 34 yd run (Seibert, Austin kick)
08:55	OU	Sermon, Trey 9 yd run (Seibert, Austin kick)
07:04	BU	Martin,Connor 36 yd field goal
01:41	BU	Mims,Denzel 6 yd pass from Smith,Zach (Martin,Connor kick)

STATISTICS

TEAM STATS	OU	BU
FIRST DOWNS	20	22
RUSHES-YARDS (NET)	40-342	35-60
PASSING YDS (NET)	283	463
Passes Att-Comp-Int	19-13-0	50-33-0
TOTAL OFFENSE PLAYS-YARDS	59-625	85-523
Fumble Returns-Yards	0-0	0-0
Punt Returns-Yards	1-2	2-47
Kickoff Returns-Yards	6-155	0-0
Interception Returns-Yards	0-0	0-0
Punts (Number-Avg)	5-46.6	4-43.2
Fumbles-Lost	2-1	2-1
Penalties-Yards	10-105	6-29
Possession Time	28:53	31:07
Third-Down Conversions	4 of 10	9 of 21
Fourth-Down Conversions	0 of 0	2 of 2
Red-Zone Scores-Chances	2-2	4-5
Sacks By: Number-Yards	3-25	2-15

INDIVIDUAL STATISTICS

RUSHING: OU-Adams, Abdul 11-164; Sermon, Trey 12-148; Mayfield, Baker 8-30; Sutton, M. 5-3; Flowers, D. 1-3; TEAM 3-minus 6. BU-Lovett,John 13-44; Williams, Ter. 11-26; Atkinson, Jared 1-7; Nicholson, Tony 1-4; Ebner, Trestan 1-4; TEAM 1-minus 2; Smith, Zach 7-minus 23.

PASSING: OU-Mayfield, Baker 13-19-0-283. BU-Smith, Zach 33-50-0-463.

RECEIVING: OU-Andrews, Mark 3-72; Lamb, CeeDee 3-68; Brown, Marquise 3-27; Badet, Jeff 2-57; Flowers, D. 1-52; Adams, Abdul 1-7. BU-Mims,Denzel 11-192; Nicholson,Tony 7-74; Stricklin,Pooh 6-85; Platt,Chris 5-93; Sneed,R.J. 2-10; Ebner,Trestan 1-7; Lovett,John 1-2.

INTERCEPTIONS: OU-None. BU-None.

FUMBLES: OU-Brown, Marquise 1-1; Badet, Jeff 1-0. Baylor-Nicholson,Tony 1-0; Smith,Zach 1-1.

SACKS (UA-A): OU-Ward, DJ 0-2; Mann, Kenneth 1-1; Gallimore, N. 0-1; Okoronkwo, O. 1-0. BU-Young,Taylor 2-0.

TACKLES (UA-A): OU-Murray, Kenneth 8-0; Beal, Emmanuel 6-2; Okoronkwo, O. 5-1; Thomas, Jordan 5-1; Overton, M. 4-2; Parker, Steven 4-1; Kelly, Caleb 4-1; Mann, Kenneth 2-3; Motley, Parnell 3-1; Ward, DJ 2-2; Houghton, K. 2-1; Norwood, Tre 2-0; Gallimore, N. 1-1; Brown, Tre 1-0; Sylvie, Chanson 1-0; Bolton, Curtis 1-0. BU-Johnston,Clay 7-0; Young,Taylor 5-2; Sells,Taion 5-1; Arnold, Grayland 3-0; Hunt,Tyrone 2-1; Miller,Chris 2-1; Vaughns,V. 2-0; Hand,Harrison 2-0; Pitre,Jalen 2-0; Roy,Bravvion 1-1; Jones,Marques 1-1; Black,Henry 1-1; Nance,Brian 1-0; Platt,Chris 1-0; Gal-itz,Drew 1-0; Jacobs,Jamie 1-0; McVea,Jairon 1-0; Hall,Davion 0-1; Roberts,Greg 0-1; Lewis,Ira 0-1; Davis,Timarcus 0-1; Williams,Deonte 0-1; Jones,Xavier 0-1.

2017 GAME RECAPS

OVERALL: 0-5 (HOME 0-3, ROAD 0-2, NEUTRAL 0-0) | BIG 12 CONFERENCE: 0-2 (HOME 0-1, ROAD 0-1, NEUTRAL 0-0)

KANSAS STATE 33, BAYLOR 20

BILL SNYDER FAMILY STADIUM • MANHATTAN, KAN.

SEPT. 30, 2017 • ATTENDANCE: 52,293

Baylor (0-5) outgained the K-State offense, 375-344, but the 225 rushing yards gained by the Wildcats proved to be the difference maker in a 33-20 win for Kansas State (3-1).

Zach Smith made his third start of the season and worked an efficient game, going 26-for-44 with 291 yards and a touchdown.

After digging into a 17-3 deficit going into the half, Baylor was driving with a chance to tie in the closing minute of the third quarter, but a high snap over the head of Zach Smith resulted in a turnover, icing the Bears' comeback attempt.

POSTGAME NOTES

• Of Baylor's 110 starters through five games, 51 have been freshmen or sophomores, including 13-of-22 (six offense, seven defense) at Kansas State.

• Baylor has scored in a school-record 130 straight games — the previous school record was 89 games from Dec. 31, 1979 - Oct. 23, 1987.

• Baylor had 30:53 time of possession, the first time the Bears won the TOP battle vs. Kansas State since 2010.

• QB Zach Smith had one pass of 60 or more yards and one of 70 or more yards. He entered the game ranked tied for first in FBS with four passes of 60 or more and four of 70 or more yards.

• WR Denzel Mims has had at least one TD catch in each of the first five games this season (Corey Coleman had one or more in the first eight games in 2015).

• WR Pooh Stricklin had his career-first 100-yard receiving game with a career-high 102 receiving yards on a career-high 9 receptions.

SCORING SUMMARY

BAYLOR	3	0	10	7	--	20
KANSAS STATE	7	13	0	13	--	33

1st 13:17	KS	Zuber, Isaiah 16 yd pass from Ertz, Jesse (McCrane, Matthew kick)
06:01	BU	Martin, Connor 38 yd field goal
2nd 14:13	KS	McCrane, Matthew 37 yd field goal
06:35	KS	Dimel, Winston 1 yd run (McCrane, Matthew kick)
00:04	KS	McCrane, Matthew 21 yd field goal
3rd 07:45	BU	Martin, Connor 27 yd field goal
03:31	BU	Lovett, John 74 yd run (Martin, Connor kick)
4th 14:52	KS	Ertz, Jesse 15 yd run (McCrane, Matthew kick)
13:07	BU	Mims, Denzel 70 yd pass from Smith, Zach (Martin, Connor kick)
08:06	KS	McCrane, Matthew 49 yd field goal
04:57	KS	McCrane, Matthew 23 yd field goal

STATISTICS

TEAM STATS	BU	KS
FIRST DOWNS	18	19
RUSHES-YARDS (NET)	27-84	43-225
PASSING YDS (NET)	291	119
Passes Att-Comp-Int	44-26-1	17-7-0
TOTAL OFFENSE PLAYS-YARDS	71-375	60-344
Fumble Returns-Yards	0-0	0-0
Punt Returns-Yards	1-3	2-45
Kickoff Returns-Yards	5-56	3-71
Interception Returns-Yards	0-0	1-2
Punts (Number-Avg)	3-42.0	3-48.3
Fumbles-Lost	2-1	2-1
Penalties-Yards	10-60	6-45
Possession Time	30:53	29:07
Third-Down Conversions	5 of 15	4 of 11
Fourth-Down Conversions	2 of 3	0 of 0
Red-Zone Scores-Chances	2-3	6-6
Sacks By: Number-Yards	0-0	3-19

INDIVIDUAL STATISTICS

RUSHING: Baylor-Lovett, John 7-95; Williams, Terence 11-27; Nicholson, Tony 2-6; Martin, Connor 2-5; Brewer, Charlie 1-minus 1; Smith, Zach 3-minus 19; TEAM 1-minus 29. Kansas State-Ertz, Jesse 12-95; Barnes, Alex 13-80; Delton, Alex 3-23; Silmon, Justin 6-16; Warmack, Dalvin 3-8; Dimel, Winston 4-8; TM 2-minus 5.

PASSING: Baylor-Smith, Zach 26-44-1-291. Kansas State-Ertz, Jesse 7-17-0-119.

RECEIVING: Baylor-Stricklin, Pooh 9-102; Mims, Denzel 7-127; Nicholson, Tony 5-24; Williams, Terence 2-15; Ebner, Trestan 2-10; Sneed, R.J. 1-13. Kansas State-Zuber, Isaiah 4-79; Dimel, Winston 1-21; Schoen, Dalton 1-10; Warmack, Dalvin 1-9.


INTERCEPTIONS: Baylor-None. Kansas State-Adams, Kendall 1-2.

FUMBLES: Baylor-TEAM 1-1; Martin, Connor 1-0. Kansas State-Reed, D.J. 2-1.

SACKS (UA-A): Baylor-None. Kansas State-Geary, Will 2-0; Clark, Davis 1-0.

TACKLES (UA-A): Baylor-Ogor, Eric 5-2; Johnston, Clay 4-3; Vaughns, Verkedric 4-1; Hall, Davion 2-3; Lynch, Blake 3-1; Pitre, Jalen 2-2; Sells, Taion 1-2; Nance, Brian 1-2; Hand, Harrison 1-1; Black, Henry 1-1; Williams, Deonte 1-1; Young, Taylor 1-1; Lewis, Ira 0-2; Preciado, Rajah 1-0; Hunt, Tyrone 1-0; Davis, Timarcus 1-0; Maticsk, Ross 1-0; Williams, Jordan 1-0; Roy, Bravion 0-1; Jacobs, Jamie 0-1. Kansas State-Adams, Kendall 6-2; Reed, D.J. 6-1; Kirby, Jayd 4-3; Wood, Tanner 3-3; Shelley, Duke 5-0; Tanking, Trent 4-1; Goolsby, Denzel 3-0; Geary, Will 3-0; Ball, Kyle 2-0; Walker, Reggie 1-1; Sullivan, E. 1-1; Clark, Davis 1-1; Neil Jr., W. 0-2; Parker, AJ 1-0; Durham, J. 1-0; Burns, Tyler 1-0; Walker, Eli 0-1; Rudzik, Ian 0-1; Barry, Brogan 0-1; Moore, Colby 0-1; Moore, Cre 0-1.

PLAYER SPOTLIGHTS



4

GRAYLAND ARNOLD

CB • 5-9 • 190 • SO. • 1L
KOUNTZE, TEXAS (KOUNTZE HS)

Physical, aggressive defensive back ... Likely starter at corner, broke arm one week before 2017 opener ... Voted single-digit number by teammates in August 2017 ... Made four starts as freshman in 2016.

2017 (Sophomore): Started at Kansas State but did not record any stats ... Made season debut and started vs. No. 3 Oklahoma, had three tackles ... Missed games at Duke, vs. UTSA and Liberty due to injury.

ARNOLD CAREER STATISTICS									
DEFENSIVE									
YEAR	G/GS	UT	AT	TT	TFL-YD	QBS-YD	FF/FR	PBU	INT-YD
2016	11/4	17	3	20	2.0-10	0-0	0/0	4	0-0
2017	2/2	3	0	3	0-0	0-0	0/0	0	0-0
CAREER	13/6	20	3	23	2.0-10	0-0	0/0	4	0-0

CAREER BESTS

Tackles: 4 vs. Kansas (10/15/16)
Solo Tackles: 4 vs. Kansas (10/15/16)
Tackles-For-Loss: 2 vs. Boise State (12/27/16)
Interceptions: N/A
Forced Fumbles: N/A
Fumble Recoveries: N/A
Pass Breakups: 2 at WVU (12/3/16)



16

JARED ATKINSON

WR • 6-3 • 210 • SO. • 1L
MESQUITE, TEXAS (HORN HS)

Talented second-year wideout ... Expected to provide depth at wide receiver position.

2017 (Sophomore): Played at Kansas State but did not record any stats ... Had one rush for seven yards against No. 3 Oklahoma ... Saw action in first three games, but did not record any stats.

ATKINSON CAREER STATISTICS						
RECEIVING						
YEAR	G/GS	REC	YD	AVG	TD	LP/OPPONENT
2016	9/0	4	44	11.0	0	20/at West Virginia
2017	5/0	0	0	N/A	0	N/A
CAREER	14/0	4	44	11/0	0	20/at West Virginia

CAREER BESTS

Receptions: 1, four times, last vs. Boise State (12/27/16)
Receiving Yards: 20 at West Virginia (12/3/16)
Touchdowns: N/A
Longest Reception: 20 at West Virginia (12/3/16)



28

HENRY BLACK

S • 6-0 • 200 • SO. • 1L
SHREVEPORT, LA. (WOODLAWN HS)

Third-year defensive back ... Listed as backup at strong safety entering 2017.

2017 (Sophomore): Started at Kansas State, had two tackles ... Started vs. No. 3 Oklahoma, had two tackles ... Started at Duke, had first career interception ... Made first career start vs. UTSA while making two tackles ... Tallied two tackles vs. Liberty.

BLACK CAREER STATISTICS									
DEFENSIVE									
YEAR	G/GS	UT	AT	TT	TFL-YD	QBS-YD	FF/FR	PBU	INT-YD
2015									
2016	13/0	6	2	8	0-0	0-0	0/0	0	0-0
2017	5/4	5	3	8	0-0	0-0	0/0	0	1-0
CAREER	18/4	11	5	16	0-0	0-0	0/0	0	1-0

CAREER BESTS

Tackles: 6 at Oklahoma (11/12/16)
Solo Tackles: 5 at Oklahoma (11/12/16)
Tackles-For-Loss: N/A
Interceptions: 1 at Duke (9/16/17)
Forced Fumbles: N/A
Fumble Recoveries: N/A
Pass Breakups: N/A



12

CHARLIE BREWER

QB • 6-1 • 190 • FR. • HS
AUSTIN, TEXAS (LAKE TRAVIS HS)

Enrolled January 2017 and completed spring practice ... Athletic, accurate, smart QB with good intangibles ... Listed as backup QB, was one of three QBs in mix to start in fall camp ... Set national high school completion percentage record as all-state senior while winning state title ... Grandfather, father, uncle and older brother all played quarterback in college.

Freshman (2017): Made debut at Kansas State, rushed one time for negative one yard ... Dressed vs. No. 3 Oklahoma, at Duke, vs. UTSA and Liberty but did not play.

BREWER CAREER STATISTICS									
PASSING									
YEAR	G/GS	CMP	ATT	PCT	YDS	INT	TD	EFF.	LP/OPPONENT
2017	1/0	N/A	N/A	N/A	N/A	N/A	N/A	N/A	N/A
CAREER	1/0	N/A	N/A	N/A	N/A	N/A	N/A	N/A	N/A

CAREER BESTS

PASSING
Attempts: N/A
Completions: N/A
Yards: N/A
Touchdowns: N/A
Longest Pass: N/A

PLAYER SPOTLIGHTS



87

JAYSON CLEMENTS

TE • 6-3 • 227 • JR. • RS
WACO, TEXAS (STEPHEN F. AUSTIN)

Second-year tight end sat out last season as transfer from Stephen F. Austin ... Emerged as backup TE in fall camp ... Waco native played at Midway High School.

2017 (Junior): Played but did not record any stats at Kansas State ... Saw action vs. No. 3 Oklahoma but did not record any stats ... Played at Duke but did not record any stats ... Played vs. UTSA but did not record any stats ... Made Baylor debut vs. Liberty but did not record any stats.

CLEMENTS CAREER STATISTICS

RECEIVING						
YEAR	G/GS	REC	YDS	AVG	TD	LP/OPPONENT
2016			redshirt			
2017	5/0	0	0	N/A	0	N/A
CAREER	5/0	0	0	N/A	0	N/A

CAREER BESTS

RECEIVING

Receptions: N/A
Receiving Yards: N/A
Touchdowns: N/A
Longest Reception: N/A



25

TRESTAN EBNER

RB • 6-0 • 205 • FR • HS
HENDERSON, TEXAS (HENDERSON HS)

Freshman in mix at running back ... Converted from receiver during fall 2017.

2017 (Freshman): Caught career-high two passes for career-best 10 yards at Kansas State and had one kick return for eight yards ... Had first career rush for four yards vs. No. 3 Oklahoma while making one catch for career-long seven yards ... Posted one kick return for 13 yards at Duke along with first career catch for six yards ... Had two kick returns vs. UTSA for 31 yards, including long of 23 ... Made collegiate debut vs. Liberty but did not record any stats.

EBNER CAREER STATISTICS

RUSHING						
YEAR	G/GS	ATT	YD	AVG	TD	LP/OPPONENT
2017	5/0	1	4	4.0	0	4/Oklahoma
CAREER	5/0	1	4	4.0	0	4/Oklahoma

RECEIVING

YEAR	G/GS	REC	YD	AVG	TD	LP/OPPONENT
2017	5/0	4	23	6.5	0	8/at Kansas State
CAREER	5/0	4	23	6.5	0	8/at Kansas State

CAREER BESTS

RUSHING

Attempts: 1 vs. Oklahoma (9/23/17)
Yards: 4 vs. Oklahoma (9/23/17)
Touchdowns: N/A
Longest Rush: 4 vs. Oklahoma (9/23/17)

CAREER BESTS

RECEIVING

Receptions: 2 at Kansas State (9/30/17)
Receiving Yards: 10 at Kansas State (9/30/17)

Touchdowns: N/A

Longest Reception: 8 at Kansas State (9/30/17)



85

JORDAN FEUERBACHER

TE • 6-4 • 271 • SR. • 3L
KINGWOOD, TEXAS (KINGWOOD PARK HS)

Three-year letterman ... Returning starting tight end ... 2017 Preseason All-Big 12 (Lindy's, Phil Steele) ... Former early enrollee participated in fourth spring drills in 2017 ... 2016 All-Big 12 second team (ProFootballFocus) ... 2017 Mackey Award watch list.

2017 (Senior): Played at Kansas State but did not record any stats ... Returned from injury vs. No. 3 Oklahoma but did not record any stats ... Missed games at Duke and vs. UTSA due to injury ... Started vs. Liberty but did not record any stats.

FEUERBACHER CAREER STATISTICS

RECEIVING						
YEAR	G/GS	REC	YDS	AVG	TD	LP/OPPONENT
2014	12/0	2	15	7.5	0	9/NSU
2015	4/1	0	0	0.0	0	—
2016	13/9	7	104	14.9	2	36/Oklahoma State
2017	3/1	0	0	N/A	0	N/A
CAREER	32/11	9	119	13.2	2	36/Oklahoma St. 2016

CAREER BESTS

RECEIVING

Receptions: 2 vs. Northwestern State (9/6/14); vs. OSU (9/24/16)
Receiving Yards: 50 vs. Oklahoma State (9/24/16)
Touchdowns: 1 vs. NSU (9/4/16); at Rice (9/16/16)
Longest Reception: 36 vs. Oklahoma State (9/24/16)



12

DAVION HALL

S • 6-1 • 210 • SR • 3L
TEXARKANA, TEXAS (LIBERTY-EYLAU HS)

Athletic, fourth-year senior ... 2018 Reese's Senior Bowl Watch List ... Former receiver moved to defense prior to 2016 spring drills ... Listed as starter at strong safety entering 2017 fall camp but missed most of camp due to injury ... Made 20 receptions and two TDs in two seasons at receiver (six career starts) ... Former prep All-America and early enrollee participated in fourth spring drills in 2016 ... Named to spring 2015 and 2017 Big 12 Commissioner's Honor Roll.

2017 (Senior): Started at Kansas State, had five tackles ... Started vs. No. 3 Oklahoma, had one tackle ... Started at Duke, made six tackles ... Returned from injury to start vs. UTSA, had four tackles ... Missed Liberty game due to injury.

HALL CAREER STATISTICS

DEFENSIVE									
YEAR	G/GS	UT	AT	TT	TFL-YD	QBS-YD	FF/FR	PBU	INT-YD
2014	11/2	4	2	6	0-0	0-0	0/0	0	0-0
2015	13/4	11	1	12	0-0	0-0	0/0	0	0-0
2016	11/5	37	15	52	2.0-6	0-0	1/0	3	1-62
2017	4/4	9	7	16	0-0	0-0	0/0	0	0-0
CAREER	39/15	61	25	86	2.0-6	0-0	1/0	3	1-62

CAREER BESTS

Tackles: 16 vs. Kansas State (11/19/16)
Solo Tackles: 11 vs. Kansas State (11/19/16)
Tackles-For-Loss: 1.0 at Rice (9/16/16); at Texas (10/29/16)
Sacks: N/A
PBUs: 1 vs. SMU (9/10/16); at Rice (9/16/16); vs. KU (10/15/16)

PLAYER SPOTLIGHTS

INTs: 1 vs. SMU (9/10/16)
Forced Fumbles: 1 vs. Kansas State (11/19/16)
Recovered Fumbles: N/A



31
HARRISON HAND
CB • 6-0 • 190 • FR • HS
CHERRY HILL, N.J. (CHERRY HILL WEST HS)

Physical, athletic true freshman corner ... Earned starting spot during fall camp 2017.
2017 (Freshman): Posted two tackles and first career TFL (0.5) at Kansas State ... Started vs. No. 3 Oklahoma, posted two tackles and career-high-tying two PBUs ... Started at Duke, made seven tackles, all solo to tie career high in solo stops ... Started vs. UTSA, had two tacklssses ... Started in collegiate debut vs. Liberty, posting team-high 11 tackles and two PBUs.

HAND CAREER STATISTICS

DEFENSIVE									
YEAR	G/GS	UT	AT	TT	TFL-YD	QBS-YD	FF/FR	PBU	INT-YD
2017	5/4	19	5	24	0.5-0	0-0	0/0	4	0-0
CAREER	5/4	19	5	24	0.5-0	0-0	0/0	4	0-0

CAREER BESTS
Tackles: 11 vs. Liberty (9/2/17)
Solo Tackles: 7 vs. Liberty (9/2/17); at Duke (9/16/17)
Tackles-For-Loss: 0.5 at Kansas State (9/30/17)
Interceptions: N/A
Forced Fumbles: N/A
Fumble Recoveries: N/A
Pass Breakups: 2 vs. Liberty (9/2/17); vs. Oklahoma (9/23/17)



33
JAMYCHAL HASTY
RB • 5-8 • 200 • SO. • 1L
LONGVIEW, TEXAS (LONGVIEW HS)

Elusive and quick third-year sophomore running back ... Listed as starter entering 2017 season ... Saw action in 12 games as redshirt freshman ... 2017 Preseason All-Big 12 (Athlon) ... Rushed for 638 yards and three scores as a redshirt freshman in 2016 ... Sat out 2015 as redshirt.
2017 (Sophomore): Made first career start vs. Liberty, totaling 11 carries for 56 yards, including a 14-yard TD run, and one catch for three yards before leaving in second half due to injury.

HASTY CAREER STATISTICS

RUSHING						
YEAR	G/GS	ATT	YD	AVG	TD	LP/OPPONENT
2015			redshirt			
2016	12/0	119	638	5.2	3	31/at Rice
2017	1/1	11	56	5.1	1	14/Liberty (TD)
CAREER	13/1	130	694	5.3	4	31/at Rice

RECEIVING						
YEAR	G/GS	REC	YD	AVG	TD	LP/OPPONENT
2015			redshirt			
2016	12/0	3	26	8.7	0	21/at Rice
2017	1/1	1	3	3.0	0	3/Liberty
CAREER	13/1	4	29	7.3	0	21/at Rice

CAREER BESTS
RUSHING
Attempts: 19 at Oklahoma (11/12/16)
Yards: 105 at Rice (9/16/16)
Touchdowns: 1, four times, last vs. Liberty (9/2/17)
Longest Rush: 31 at Rice (9/16/16)

CAREER BESTS
Receptions: 2 at Rice (9/16/16)
Receiving Yards: 26 at Rice (9/16/16)
Touchdowns: N/A
Longest Reception: 21 at Rice (9/16/16)



18
GAVIN HOLMES
WR • 5-11 • 195 • FR • HS
JUSTIN, TEXAS (NORTHWEST HS)

Speedy freshman receiver ... Reserve at inside receiver spot and punt returner.
2017 (Freshman): Played but did not record any stats at Kansas State ... Saw action vs. No. 3 Oklahoma but did not record any stats ... Played but did not record any stats at Duke ... Made collegiate debut vs. UTSA but did not record any stats ... Dressed but did not play vs. Liberty.

HOLMES CAREER STATISTICS

RECEIVING						
YEAR	G/GS	REC	YD	AVG	TD	LP/OPPONENT
2017	4/0	0	0	N/A	0	N/A
CAREER	4/0	0	0	N/A	0	N/A

CAREER BESTS
RECEIVING
Receptions: N/A
Receiving Yards: N/A
Touchdowns: N/A
Longest Reception: N/A

PLAYER SPOTLIGHTS



11

JAMESON HOUSTON

CB • 5-11 • 190 • SO. • 1L
AUSTIN, TEXAS (ST. MICHAEL'S ACADEMY)

Third-year sophomore ... Tall defensive back with speed, listed as starter at cornerback entering 2017 ... Played in 11 games with two starts in 2016 ... Sat out 2015 as redshirt.

2017 (Sophomore): Played at Kansas State but did not record any stats ... Played vs. No. 3 Oklahoma but did not record any stats ... Had one tackle and one PBU at Duke ... Made season debut vs. UTSA, made four tackles (career-high four solo) ... Missed season-opener vs. Liberty due to injury.

HOUSTON CAREER STATISTICS

DEFENSIVE									
YEAR	G/GS	UT	AT	TT	TFL-YD	QBS-YD	FF/FR	PBU	INT-YD
2016	11/2	17	5	22	0-0	0-0	0/0	4	3-116
2017	4/0	4	1	5	0-0	0-0	0/0	1	0-0
CAREER	15/2	21	6	27	0-0	0-0	0/0	5	3-116

CAREER BESTS

Tackles: 5 vs. Kansas (10/15/16)
Solo Tackles: 4 vs. UTSA (9/9/17)
Tackles-For-Loss: 0.5 vs. Kansas (10/15/16)
PBUs: 1, five times, last at Duke (9/16/17)
Forced Fumbles: 1 at Texas (10/29/16)
Recovered Fumbles: 1 at Texas (10/29/16)



90

TYRONE HUNT

DT • 6-4 • 285 • SO. • 1L
ARP, TEXAS (ARP HS)

Third-year sophomore defensive lineman ... In mix at defensive tackle ... Saw action in all 13 games as redshirt freshman with five starts ... 2016 Motel 6 Cactus Bowl Defensive MVP ... Sat out 2015 as redshirt.

2017 (Sophomore): Had one tackle and one TFL at Kansas State ... Posted three tackles and one TFL vs. No. 3 Oklahoma ... Made three tackles, 0.5 TFLs and first career QB hurry at Duke ... Played vs. UTSA but did not record any stats ... Registered three tackles and one TFL vs. Liberty.

HUNT CAREER STATISTICS

DEFENSIVE									
YEAR	G/GS	UT	AT	TT	TFL-YD	QBS-YD	FF/FR	QBH	INT-YD
2015									redshirt
2016	13/5	20	10	30	5.0-21	2.0-15	0/0	0	0-0
2017	5/0	7	3	10	3.5-11	0-0	0/0	1	0-0
CAREER	18/5	27	13	40	8.5-32	2.0-15	0/0	1	0-0

CAREER BESTS

Tackles: 8 at Oklahoma (11/12/16)
Solo Tackles: 6 at Oklahoma (11/12/16)
Tackles-For-Loss: 3.0 at Oklahoma (11/12/16)
Sacks: 2.0 vs. Boise State (12/27/16)
QB Hurries: 1 at Duke (9/16/17)
Forced Fumbles: N/A
Fumbles Recovered: N/A



43

JAMIE JACOBS

DE • 6-3 • 240 • JR. • 2L
WACO, TEXAS (MIDWAY HS)

Second-string at the RUSH position ... Has played in 17 games with three starts entering 2017 ... Listed as one of two backups to senior K.J. Smith at defensive end position.

2017 (Junior): Made one tackle at Kansas State ... Had one tackle vs. No. 3 Oklahoma ... Made one tackle at Duke ... Played but did not record any stats vs. UTSA ... Notched one tackle vs. Liberty.

JACOBS CAREER STATISTICS

DEFENSIVE									
YEAR	G/GS	UT	AT	TT	TFL-YD	QBS-YD	FF/FR	QBH	INT-YD
2014									redshirt
2015	4/0	1	1	2	0-0	0-0	0/0	0	0-0
2016	13/3	11	6	17	2.5-5	1.0-2	1/0	0	0-0
2017	5/0	2	2	4	0-0	0-0	0/0	0	0-0
CAREER	22/3	14	9	23	2.5-5	1.0-2	1/0	0	0-0

CAREER BESTS

Tackles: 3 vs. TCU (11/5/16)
Solo Tackles: 2 at Texas (10/29/16); vs. TCU (11/5/16); vs. Boise State (12/27/16)
Tackles-For-Loss: 1.0 at Texas (10/29/16)
Sacks: 0.5 vs. SMU (9/10/16); at WVU (12/3/16)
QB Hurries: 2 vs. Northwestern State (9/2/16)
Forced Fumbles: N/A
Fumbles Recovered: N/A



92

MICHEAL JOHNSON

DT • 6-1 • 280 • SO. • 1L
MISSOURI CITY, TEXAS (HIGHTOWER HS)

Backup at the defensive tackle spot ... Appeared in three games as true freshman in 2016 ... 2016 Academic All-Big 12 Rookie team.

2017 (Sophomore): Played at Kansas State but did not record any stats after leaving due to injury ... Saw action vs. No. 3 Oklahoma but did not record any stats ... Played but did not record any stats at Duke ... Made first career start vs. UTSA, had first career TFL ... Posted one tackle vs. Liberty.

JOHNSON CAREER STATISTICS

DEFENSIVE									
YEAR	G/GS	UT	AT	TT	TFL-YD	QBS-YD	FF/FR	QBH	INT-YD
2016	3/0	2	2	4	0-0	0-0	0/0	1	0-0
2017	5/1	2	0	2	1.0-4	0-0	0/0	0	0-0
CAREER	8/1	5	2	6	1.0-4	0-0	0/0	1	0-0

CAREER BESTS

Tackles: 2 vs. Kansas (10/15/16)
Solo Tackles: 1, four times, last vs. UTSA (9/9/17)
Tackles-For-Loss: 1.0 vs. UTSA (9/9/17)
Sacks: N/A
Interceptions: N/A
Forced Fumbles: N/A
Fumble Recoveries: N/A
QB Hurries: 1 at Texas (10/29/16)

PLAYER SPOTLIGHTS



44

CLAY JOHNSTON

LB • 6-1 • 220 • SO. • 1L
ABILENE, TEXAS (WYLIE HS)

Third-year sophomore LB ... Listed as starting MLB entering 2017 ... Played in 13 games with two starts in 2016 ... Sat out 2015 as redshirt ... Father, Kent, spent over two decades as strength and conditioning coach, most recently with the NFL's San Diego Chargers.

2017 (Sophomore): Ranks 10th in FBS and third in Big 12 in TFLs per game (1.7), 16th and fourth in solo tackles per game (5.8) and 52nd and sixth in tackles per game (8.6) ... Started, made seven tackles and one TFL at Kansas State ... Started, notched seven tackles, all solo, and one TFL vs. No. 3 Oklahoma ... Started, tallied career highs of 13 tackles, one sack, three TFLs and two QB hurries at Duke ... Started vs. UTSA, made career-high 10 tackles (career-high nine solo) and one TFL ... Started, had then-career highs of six tackles and 2.5 TFLs along with first forced fumble and one QB hurry vs. Liberty.

JOHNSTON CAREER STATISTICS									
DEFENSIVE									
YEAR	G/GS	UT	AT	TT	TFL-YD	QBS-YD	FF/FR	QBH	INT-YD
2015				redshirt					
2016	13/2	14	12	26	4.0-14	0-0	0/0	1	1-65
2017	5/5	29	14	43	8.5-28	1.0-7	1/0	3	0-0
CAREER	18/7	43	26	69	12.5-42	1.0-7	1/0	4	1-65

CAREER BESTS

Tackles: 13 at Duke (9/16/17)
Solo Tackles: 9 vs. UTSA (9/9/17)
Tackles-For-Loss: 3.0 at Duke (9/16/17)
Sacks: 1.0 at Duke (9/16/17)
Interceptions: 1 vs. Kansas (10/15/16)
Forced Fumbles: 1 vs. Liberty (9/21/17)
Fumble Recoveries: N/A
QB Hurries: 2 at Duke (9/16/17)



9

IRA LEWIS

DT • 6-3 • 290 • JR • 2L
HOUSTON, TEXAS (LAMAR HS)

Fourth-year junior lineman ... Listed as starter at nose tackle ... Voted into single-digit jersey by teammates in August 2017.

2017 (Junior): Started at Kansas State, made two tackles and 0.5 TFLs ... Started, posted one tackle and one QB hurry vs. No. 3 Oklahoma ... Started, had five tackles, one sack and 2.5 TFLs at Duke ... Started, made three tackles with 0.5 sacks vs. UTSA ... Started, recorded six tackles, career-high-tying three solo stops, 1.5 TFLs and one sack vs. Liberty.

LEWIS CAREER STATISTICS									
DEFENSIVE									
YEAR	G/GS	UT	AT	TT	TFL-YD	QBS-YD	FF/FR	QBH	INT-YD
2014				redshirt					
2015	5/0	0	0	0	0-0	0-0	0/0	0	0-0
2016	13/7	21	15	36	7.5-34	3.0-20	0/1	3	0-0
2017	5/5	9	8	17	5.0-17	2.5-13	0/0	1	0-0
CAREER	23/12	30	23	53	12.5-51	5.5-33	0/1	4	0-0

CAREER BESTS

Tackles: 8 at Iowa State (10/1/16)
Solo Tackles: 4 at Duke (9/16/17)
Tackles-For-Loss: 3.0 vs. Northwestern State (9/2/16)
Sacks: 1.0, four times, last at Duke (9/16/17)
Forced Fumbles: N/A
Fumbles Recovered: vs. Kansas (10/15/16)
QB Hurries: 1, four times, last vs. Oklahoma (9/23/17)



7

JOHN LOVETT

RB • 6-2 • 195 • FR • HS
BURLINGTON, N.J. (CHEROKEE HS)

True freshman all-around back ... Second-string running back ... Voted single-digit number by teammates in August 2017.

2017 (Freshman): Ran seven times for career-high 95 yards with one TD at Kansas State, including career-best 74-yard TD run ... 74-yard run is longest in Baylor history for a true freshman ... Started, rushed 13 times for 44 yards and had one catch for two yards vs. No. 3 Oklahoma ... Started, carried nine times for 21 yards at Duke ... With 161 rushing yards in first two games of season, had sixth best rushing start to season at Baylor since 2000 ... Had first career start vs. UTSA, rushing career-high 18 times for 72 yards and making first three career catches for 10 yards ... Made collegiate debut vs. Liberty, rushing 14 times for 89 yards and two TDs, including 34-yard TD run, to become Baylor's first true freshmen to rush for two TDs since QB Nick Florence vs. Kent State on Oct. 3, 2009 ... Had most rushing yards by BU freshman since at least 2000 with 89 vs. Liberty.

LOVETT CAREER STATISTICS						
RUSHING						
YEAR	G/GS	ATT	YD	AVG	TD	LP/OPPONENT
2017	5/3	61	321	5.3	3	74/at Kansas State (TD)
CAREER	5/3	61	321	5.3	3	74/at Kansas State (TD)

RECEIVING						
YEAR	G/GS	REC	YD	AVG	TD	LP/OPPONENT
2017	5/3	4	12	3.0	0	4/UTSA
CAREER	5/3	4	12	3.0	0	4/UTSA

CAREER BESTS

RUSHING
Attempts: 18 vs. UTSA (9/9/17)
Yards: 95 at Kansas State (9/30/17)
Touchdowns: 2 vs. Liberty (9/2/17)
Longest Rush: 74 at Kansas State (9/30/17) (TD)

CAREER BESTS

RECEIVING
Receptions: 3 vs. UTSA (9/9/17)
Receiving Yards: 10 vs. UTSA (9/9/17)
Touchdowns: N/A
Longest Reception: 4 vs. UTSA (9/9/17)

PLAYER SPOTLIGHTS



21
BLAKE LYNCH
 CB/WR • 6-3 • 205 • SO • 1L
 GILMER, TEXAS (GILMER HS)

Versatile sophomore that is likely to see action at 4-5 different positions ... Could see action at receiver, running back, defensive back and in return game ... 2017 Preseason All-Big 12 (Athlon) ... Saw action at both running back and receiver in 2016 ... Finished with 484 yards of total offense and three touchdowns ... Early enrollee in January 2015, participated in second spring drills in 2016 ... Former prep All-American ... Served on mission trip to Brazil during summer 2017.

2017 (Sophomore): Started at Kansas State, had career-high-tying four tackles ... Played vs. No. 3 Oklahoma but did not record any stats ... Made first start on defense, posted two tackles and one PBU while also rushing oen time for loss of one yard at Duke ... Had four career-high-tying four tackles and one PBU vs. UTSA ... Played first career collegiate game on defensive side of ball vs. Liberty, recording four tackles and two PBUs.

LYNCH CAREER STATISTICS

RECEIVING						
YEAR	G/GS	REC	YD	AVG	TD	LP/OPPONENT
2015			redshirt			
2016	11/3	34	404	11.9	3	57/at Iowa State
2017	5/2	0	0	N/A	0	N/A
CAREER	16/5	34	404	11.9	3	57/at Iowa State

RUSHING						
YEAR	G/GS	ATT	YD	AVG	TD	LP/OPPONENT
2015			redshirt			
2016	11/3	12	80	6.7	0	21/at Oklahoma
2017	5/2	1	-1	-1.0	0	-1/at Duke
CAREER	16/5	13	79	6.1	0	21/at Oklahoma

DEFENSIVE									
YEAR	G/GS	UT	AT	TT	TFL-YD	QBS-YD	FF/FR	PBU	INT-YD
2015									
2016	11/3	0	0	0	0-0	0-0	0/0	0	0-0
2017	5/2	10	4	14	0-0	0-0	0/0	4	0-0
CAREER	16/5	10	4	14	0-0	0-0	0/0	4	0-0

CAREER BESTS
RECEIVING
Receptions: 6 vs. SMU (9/10/16); vs. TCU (11/5/16); vs. KSU (11/20/16)
Receiving Yards: 95 vs. SMU (9/10/16)
Longest Reception: 57 at ISU (10/11/16)
Touchdowns: 1 vs. NSU (9/2/16); vs. SMU (9/10/16); vs. KSU (11/20/16)

CAREER BESTS
RUSHING
Attempts: 6 at Oklahoma (11/12/16)
Yards: 58 at Oklahoma (11/12/16)
Touchdowns: N/A
Longest Rush: 21 at Oklahoma (11/12/16)

CAREER BESTS
Tackles: 4 vs. Liberty (9/2/17); vs. UTSA (9/9/17); at Kansas State (9/30/17)
Solo Tackles: 4 vs. Liberty (9/2/17)
Tackles-For-Loss: N/A
PBUs: 2 vs. Liberty (9/2/17)
Forced Fumbles: N/A
Recovered Fumbles: N/A



96
CONNOR MARTIN
 K/P • 5-9 • 180 • SO • 1L
 FRISCO, TEXAS (CENTENNIAL HS)

Sophomore place kicker ... Primary option on field goals and extra points ... Saw action in two games as freshman.

2017 (Sophomore): Ranks 25th in FBS and second in Big 12 in field goals made per game (1.6) and 45th and third in field goal percentage (.800) ... Went 2-for-3 on FGs (27, 38) and 2-for-2 on PATs at Kansas State for eight points while also punting for first time in career with three punts for 126 yards (42.0) and one inside 20 and had four kickoffs for 238 yards (59.5) and one touchback... Named Big 12 Special Teams Player of the Week after making four of five field goals vs. No. 3 Oklahoma, including career-longs of 41 and 46, while going 3-for-3 on PATs for career-high 15 points ... Two 40-yard FGs vs. No. 3 Oklahoma were first for BU since Aaron Jones (42, 44) at Texas on Oct. 20, 2012 ... Four made FGs vs. No. 3 Oklahoma tied program record with seven others, last was Chris Callahan vs. Kansas in 2014 ... Went 2-for-3 on PATs at Duke ... Made both PAT and FG attempts (20 yards) vs. UTSA ... Made first collegiate field goal attempt from 39 yards out vs. Liberty while also going 4-for-4 on PATs for career-high seven points.

MARTIN CAREER STATISTICS

PLACE-KICKING						
YEAR	G/GS	PAT-A	PCT	FG-A	PCT	TP
2016	2/0	5-5	1.000	0-0	--	5
2017	5/0	12-13	90.9	8-10	80.0	36
CAREER	7/0	17-18	94.4	8-10	80.0	41

CAREER BESTS
Longest FG: 46 vs. Oklahoma (9/23/17)
Most FGs: 4 vs. Oklahoma (9/23/17)
Most PATs: 5 vs. Oklahoma State (9/24/16)
Most Points: 15 vs. Oklahoma (9/23/17)



3
CHRIS MILLER
 S • 6-0 • 185 • SO • 1L
 FRISCO, TEXAS (LONE STAR HS)

Second-year defensive back ... Listed as starter at strong safety entering 2017 ... Voted into single-digit jersey by teammates in August 2017.

2017 (Sophomore): Missed game at Kansas State due to injury ... Had three tackles and first career fumble recovery vs. No. 3 Oklahoma ... Made five tackles at Duke ... Totaled career highs of six tackles and five solo stops vs. UTSA ... Made first collegiate start vs. Liberty, tallying one tackle.

MILLER CAREER STATISTICS

DEFENSIVE									
YEAR	G/GS	UT	AT	TT	TFL-YD	QBS-YD	FF/FR	PBU	INT-YD
2016	8/0	4	2	6	0-0	0-0	0/0	0	0-0
2017	4/1	7	6	15	0-0	0-0	0/1	0	0-0
CAREER	12/1	13	8	21	0-0	0-0	0/1	0	0-0

CAREER BESTS
Tackles: 6 vs. UTSA (9/9/17)
Solo Tackles: 5 vs. UTSA (9/9/17)
Tackles-For-Loss: N/A
Interceptions: N/A
Forced Fumbles: N/A
Fumble Recoveries: 1 vs. Oklahoma (9/23/17)
Pass Breakups: N/A

PLAYER SPOTLIGHTS



15

DENZEL MIMS

WR • 6-3 • 197 • SO • 1L
DAINGERFIELD, TEXAS (DAINGERFIELD HS)

Second-year tall, rangy wide receiver ... Listed as starter at one wide receiver position entering 2017 ... Played in 11 games as true freshman in 2016 with one start (vs. SMU).

2017 (Sophomore): 2017 Biletnikoff Award Watch List mid-season addition ... Ranks second in FBS and Big 12 in receiving TDs (7), 10th and third in receiving yards per game (106.6), 15th and third in receiving yards (533), 17th and fifth in yards per reception (21.32), 27th and second in total TDs (7), 50th and fourth in points per game (8.4), 60th and seventh in receptions per game (5.0), 63rd and fourth in points (42) ... Ranks tied for first in FBS in catches of 40 or more yards (5), second in 70 or more (2), third in 60 or more (2), sixth in 20 or more (10), ninth in 30 or more (5), 10th in 50 or more (2) and 35th in 10 or more (17) ... Has had at least one TD catch in each of the first five games this season (KD Cannon had one or more in each of the first three games in 2016 and Corey Coleman had one or more in the first eight games in 2015) ... Started at Kansas State, notched second straight 100-yard game with seven catches for 127 yards, including 70-yard TD ... Started vs. No. 3 Oklahoma, posted first career 100-yard receiving game with career highs in yards (192), catches (11) and TDs (3) to earn honorable mention on Earl Campbell Tyler Rose Award Player of the Week list for Week 4 ... First BU WR with three TDs in game since Corey Coleman had three vs. West Virginia on Oct. 17, 2015 ... Had 37th double-digit reception game in program history ... 92 receiving yards were 12th most in game in program history ... Started at Duke, had two catches for 67 yards, including 44-yard TD ... Started vs. UTSA, posted career-high-tying three catches for 62 yards with 20-yard TD grab ... Started vs. Liberty, had career-high 85 receiving yards on two catches, including first career TD on career-long, 45-yard grab.

MIMS CAREER STATISTICS

RECEIVING

YEAR	G/GS	REC	YD	AVG	TD	LP/OPPONENT
2016	11/1	4	24	6.0	0	10/at Rice
2017	5/5	25	533	21.3	7	71/Oklahoma (TD)
CAREER	16/6	29	557	19.2	7	71/Oklahoma (TD) (2017)

CAREER BESTS

Receptions: 11 vs. Oklahoma (9/23/17)
Receiving Yards: 192 vs. Oklahoma (9/23/17)
Touchdowns: 3 vs. Oklahoma (9/23/17)
Longest Reception: 71 vs. Oklahoma (9/23/17) (TD)



5

BRIAN NANCE

DE • 6-3 • 250 • SR • 2L
EULESS, TEXAS (HARGRAVE MILITARY ACADEMY)

Fifth-year senior defensive lineman ... Listed as starter at RUSH entering 2017 ... Voted into single-digit jersey by teammates in August 2017 ... 2011 prep All-American ... Named to spring 2015 Big 12 Commissioner's Honor Roll.

2017 (Senior): Started, made three tackles and one TFL at Kansas State ... Started, had one tackle vs. No. 3 Oklahoma ... Had career highs of five tackles, four solo stops, two sacks and two TFLs while also forcing fumble at Duke ... Played but did not record any stats vs. UTSA ... Made first collegiate start vs. Liberty, posted three tackles, including career-high three solo stops, along with one PBU.

NANCE CAREER STATISTICS

DEFENSIVE

YEAR	G/GS	UT	AT	TT	TFL-YD	QBS-YD	FF/FR	QBH	INT-YD
2013									
CAREER	31/3	18	9	27	6.5-31	4.0-27	3/1	3	0-0

CAREER BESTS

Tackles: 5 at Duke (9/16/17)
Solo Tackles: 4 at Duke (9/16/17)
Tackles for loss: 2.0 at Duke (9/16/17)
Sacks: 2.0 at Duke (9/16/17)
Forced Fumbles: 1.0 vs. Rice (9/26/15); vs. Oklahoma (11/14/15); at Duke (9/16/17)
Fumble Recoveries: 1 vs. Buffalo (9/12/14)
QB Hurries: 2 vs. Iowa State (10/24/15)

PLAYER SPOTLIGHTS



13

TONY NICHOLSON

WR • 5-10 • 185 • SO • 1L
GRAND PRAIRIE, TEXAS (S. GRAND PRAIRIE HS)

Dynamic playmaker at both receiver and in the return game ... Listed as starter at inside receiver ... 2017 Preseason All-Big 12 (Athlon, Phil Steele) ... First-team All-Big 12 (Phil Steele) and honorable mention All-Big 12 returner (coaches) in 2016 ... 2016 Big 12 leader in punt return yards (10.21) ... Moved to offense from defensive back in 2016 fall camp.

2017 (Sophomore): Started at Kansas State, had two rushes for six yards, five catches for 24 yards and one punt return for three yards ... Started vs. No. 3 Oklahoma, had career highs of seven catches for 74 yards and career-long 41-yard grab, rushed one time for four yards, had two punt returns for 47 yards, including 42-yard return, for 125 all-purpose yards ... Posted three grabs for 29 yards with career-long catch of 19 yards at Duke ... Had one rush for career-high 31 yards, one catch for seven yards and one punt return for one yard vs. UTSA ... Made first collegiate start vs. Liberty, caught first five career passes for 28 yards.

NICHOLSON CAREER STATISTICS

RECEIVING						
YEAR	G/GS	REC	YD	AVG	TD	LP/OPPONENT
2015			redshirt			
2016	13/0	0	0	0.0	0	--
2017	5/3	21	162	7.7	0	41/Oklahoma
CAREER	18/3	21	162	7.7	0	41/Oklahoma

RUSHING						
YEAR	G/GS	ATT	YD	AVG	TD	LP/OPPONENT
2015			redshirt			
2016	13/0	1	3	3.0	0	3/Kansas State
2017	5/3	4	41	10.3	0	31/UTSA
CAREER	18/3	5	44	8.8	0	31/UTSA

KICK RETURNS						
YEAR	G/GS	RET	YD	AVG	TD	LP/OPPONENT
2015			redshirt			
2016	13/0	18	339	18.8	0	28/Texas Tech
2017	5/3	0	0	N/A	0	N/A
CAREER	18/3	18	339	18.8	0	28/Texas Tech

PUNT RETURNS						
YEAR	G/GS	RET	YD	AVG	TD	LP/OPPONENT
2015			redshirt			
2016	13/0	19	194	10.2	0	44/Northwestern State
2017	5/3	4	51	12.8	0	42/Oklahoma
CAREER	18/3	23	245	10.7	0	44/Northwestern State

CAREER BESTS
RECEIVING
Receptions: 7 vs. Oklahoma (9/23/17)
Receiving Yards: 74 vs. Oklahoma (9/23/17)
Longest Reception: 41 vs. Oklahoma (9/23/17)

CAREER BESTS
RUSHING
Attempts: 2 at Kansas State (9/30/17)
Yards: 31 vs. UTSA (9/9/17)
Longest Rush: 31 vs. UTSA (9/9/17)

CAREER BESTS
KICK RETURNS
Returns: 6 vs. TCU (11/5/16)
Yards: 102 vs. TCU (11/5/16)
Longest Return: 28 vs. Texas Tech (11/25/16)

CAREER BESTS
PUNT RETURNS
Returns: 4 vs. Northwestern State (9/2/16)
Yards: 83 vs. Northwestern State (9/2/16)
Longest Return: 44 vs. Northwestern State (9/2/16)



15

ERIC OGOR

LB • 5-10 • 205 • SO • SQ
ODESSA, TEXAS (MIDLAND CHRISTIAN)

Physical, athletic third-year linebacker ... Played in three games as redshirt freshman in 2016 ... Sat out 2015 as redshirt.

2017 (Sophomore): Tallied career-high seven tackles (five solo) and one TFL at Kansas State ... Played vs. No. 3 Oklahoma but did not record any stats ... Posted career highs of four tackles, four solo stops, one sack, two TFLs, one PBU and one QB hurry at Duke ... Had two tackles and first career sack vs. UTSA ... Played but did not record any stats vs. Liberty.

OGOR CAREER STATISTICS

DEFENSIVE										
YEAR	G/GS	UT	AT	TT	TFL-YD	QBS-YD	FF/FR	PBU	INT-YD	
2015										
2016	3/0	2	3	5	0-0	0-0	0/0	1	0-0	
2017	5/0	10	3	13	4.0-20	2.0-16	0/0	1	0-0	
CAREER	8/0	12	6	18	4.0-20	2.0-16	0/0	2	0-0	

CAREER BESTS
Tackles: 7 at Kansas State (9/30/17)
Solo Tackles: 5 at Kansas State (9/30/17)
Tackles-For-Loss: 2.0 at Duke (9/16/17)
Sacks: 1.0 vs. UTSA (9/9/17); at Duke (9/16/17)
Interceptions: N/A
Forced Fumbles: N/A
Fumble Recoveries: N/A
QB Hurries: 1 at Duke (9/16/17)



24

JALEN PITRE

LB • 6-0 • 200 • FR • HS
STAFFORD, TEXAS (STAFFORD HS)

Rangy linebacker that is listed as starter at SLB ... Enrolled in January 2017 ... Earned praise from coaching staff during first spring practice ... Selected to Big 12 Commissioner's Honor Roll in spring 2017.

2017 (Freshman): Started at Kansas State, made four tackles ... Had two tackles vs. No. 3 Oklahoma ... Started, had four tackles and one QB hurry at Duke ... Started, made three tackles and first career TFL vs. UTSA ... Started in collegiate debut vs. Liberty, tallied seven tackles.

PITRE CAREER STATISTICS

DEFENSIVE										
YEAR	G/GS	UT	AT	TT	TFL-YD	QBS-YD	FF/FR	PBU	INT-YD	
2017	5/4	16	4	20	1.0-2	0-0	0/0	0	0-0	
CAREER	5/4	16	4	20	1.0-2	0-0	0/0	0	0-0	

PLAYER SPOTLIGHTS

CAREER BESTS

Tackles: 7 vs. Liberty (9/2/17)
Solo Tackles: 5 vs. Liberty (9/2/17)
Tackles-For-Loss: 1.0 vs. UTSA (9/9/17)
Sacks: N/A
Interceptions: N/A
Forced Fumbles: N/A
Fumble Recoveries: N/A
QB Hurries: 1 at Duke (9/16/17)



52
GREG ROBERTS
 DE • 6-5 • 260 • JR • 2L
 NACOGDOCHES, TEXAS (NACOGDOCHES HS)

Fourth-year junior defensive lineman ... Starting candidate with Xavier Jones at defensive end ... Named to fall 2014 Big 12 Commissioner's Honor Roll ... Father, Greg Sr., is former NFL player and 1978 Outland Trophy award winner.

2016 (Sophomore): Played but did not record any stats at Kansas State ... Had one tackle vs. No. 3 Oklahoma ... Made two tackles at Duke ... Had first career blocked FG vs. UTSA ... Started vs. Liberty, had three tackles and one TFL.

ROBERTS CAREER STATISTICS

DEFENSIVE									
YEAR	G/GS	UT	AT	TT	TFL-YD	QBS-YD	FF/FR	QBH	INT-YD
2014									
				redshirt					
2015	5/0	2	0	2	0-0	0-0	0/0	0	0-0
2016	13/10	16	11	27	3.5-12	0-0	1/0	5	0-0
2017	5/1	4	2	6	1.0-1	0-0	0/0	0	0-0
CAREER	23/11	22	13	35	4.5-13	0-0	1/0	5	0-0

CAREER BESTS

Tackles: 6 at West Virginia (12/3/16)
Solo Tackles: 4 vs. TCU (11/5/16); at West Virginia (12/3/16)
Tackles for loss: 2.0 vs. TCU (11/5/16)
Sacks: N/A
QB Hurries: 2 vs. SMU (9/10/16)
Forced Fumbles: 1 vs. Boise State (12/27/16)
Fumbles Recovered: N/A



99
BRAVVION ROY
 DT • 6-1 • 320 • SO • 1L
 SPRING, TEXAS (SPRING HS)

Sophomore defensive tackle ... Listed as backup at nose tackle entering 2017 ... Played in nine games with one start as true freshman.

2017 (Sophomore): Started, had one tackle at Kansas State ... Started vs. No. 3 Oklahoma, had two tackles ... Started at Duke, had career highs of eight tackles, three solo stops and 1.5 TFLs ... Made one tackle vs. UTSA ... Had career highs of four tackles, two solo stops and 0.5 TFLs vs. Liberty.

ROY CAREER STATISTICS

DEFENSIVE									
YEAR	G/GS	UT	AT	TT	TFL-YD	QBS-YD	FF/FR	QBH	INT-YD
2016	9/1	5	2	7	0-0	0-0	0/0	0	0-0
2017	5/3	7	9	16	2.0-3	0-0	0/0	0	0-0
CAREER	14/4	12	11	23	2.0-3	0-0	0/0	0	0-0

CAREER BESTS

Tackles: 8 at Duke (9/16/17)
Solo Tackles: 3 at Duke (9/16/17)
Tackles for loss: 1.5 at Duke (9/16/17)
Sacks: N/A
QB Hurries: 1 vs. SMU (9/10/16)
Forced Fumbles: N/A
Fumbles Recovered: N/A



86
ROB SAULIN
 TE • 6-5 • 275 • FR • HS
 PENNSVILLE, N.J. (PENNSVILLE MEMORIAL HS)

Moved from offensive line to tight end during fall camp ... Praised for quick transition and listed as backup TE ... Three-time all-league lineman on both sides of ball as prep.

2017 (Freshman): Played at Kansas State but did not record any stats ... Played vs. No. 3 Oklahoma but did not record any stats ... Made first career start at Duke but did not record any stats ... Made Baylor debut vs. UTSA but did not record any stats ... Dressed vs. Liberty but did not play.

SAULIN CAREER STATISTICS

RECEIVING						
YEAR	G/GS	REC	YDS	AVG	TD	LP/OPPONENT
2017	3/0	0	0	N/A	0	N/A
CAREER	3/0	0	0	N/A	0	N/A

CAREER BESTS

RECEIVING
Receptions: N/A
Receiving Yards: N/A
Touchdowns: N/A
Longest Reception: N/A

PLAYER SPOTLIGHTS



2
TAION SELLS
S • 5-8 • 185 • SR • 3L
IRVING, TEXAS (MACARTHUR HS)

Fifth-year safety with starting experience ... Missed 2016 season due to injury ... Uncle, Joe Walker, played in NFL (Titans/Colts) and at Nebraska.

2017 (Redshirt Senior): Posted three tackles at Kansas State ... Made season debut vs. No. 3 Oklahoma, had six tackles, one PBU and first career forced fumble ... Missed games at Duke, vs. UTSA and Liberty due to team suspension.

SELLS CAREER STATISTICS

DEFENSIVE										
YEAR	G/GS	UT	AT	TT	TFL-YD	QBS-YD	FF/FR	PBU	INT-YD	
2013	9/0	5	1	6	0-0	0-0	0/0	1	1-28	
2014	6/0	4	1	5	0-0	0-0	0/0	0	0-0	
2015	13/4	35	8	43	3.5-4	0-0	0/0	3	1-9	
2016				redshirted						
2017	2/0	6	3	9	0-0	0-0	1/0	1	0-0	
CAREER	30/4	50	13	63	3.5-4	0-0	1/0	5	2-37	

CAREER BESTS
Tackles: 13 at TCU (11/27/15)
Solo Tackles: 11 at TCU (11/27/15)
Tackles-For-Loss: 2.0 at TCU (1/27/15)
Interceptions: 1 vs. ULM (9/21/13); vs. SMU (9/4/15)
Forced Fumbles: 1 vs. Oklahoma (9/23/17)
Fumble Recoveries: N/A
Pass Breakups: 1, five times, last vs. Oklahoma (9/23/17)



8
ZACH SMITH
QB • 6-3 • 225 • SO • 1L
GRANDVIEW, TEXAS (GRANDVIEW HS)

Sophomore quarterback entered 2017 as the backup, moved into starting lineup for week three ... earned team's final single-digit jersey following K-State game (No. 8) ... Played in 10 games with four starts as true freshman in 2016 ... Prep All-American, graduated early from Grandview (Texas) High School, and enrolled at Baylor in January 2016 ... Former top 300 recruit ... Went through spring drills in 2016.

2017 (Sophomore) Ranks 21st in FBS and fifth in Big 12 in yards per completion (14.35), 53rd and seventh in passing TDs (8), 61st and eighth in passing yards per game (206.6), 63rd and eighth in passing efficiency (134.7) and 67th and eighth in passing yards (1,033) ... Ranks first in FBS in passes of 70 or more yards (5), tied for first in 60 or more (5), fifth in 50 or more (5), 10th in 40 or more (7) and 29th in 30 or more (9) ... Has thrown for at least 200 yards and one TD in all seven career starts ... 14 TD passes in first five career starts were second-best among Baylor QBs in first five starts, trailing only Seth Russell (24) ... Started at Kansas State, went 26-for-44 with 291 yards, one TD and one interception while rushing three times for negative 19 yards ... Started vs. No. 3 Oklahoma, set career highs going 33-for-50 with 463 yards and four TDs to earn recognition in Davey O'Brien Great 8 list for Week 4, one of eight spots on Manning Award Stars of the Week list and honorable mention on Earl Campbell Tyler Rose Award Player of the Week list ... Tallied third career 300-yard passing game and first 400-yard game with 463 yards, fifth most single-game yards in program history and 19th 400-yard effort by BU QB ... 33 completions, tying Shawn Bell and Robert Griffin III for fourth most completions in game ... Started at Duke, went 12-for-34 with career-high-tying three TDs and three interceptions while amassing 263 yards with career-long TD strikes of 73 and 79 yards while rushing career-high seven times for career-best 10 yards with career-long 17-yard gain ... Subbed in for one play, completed only pass for 16 yards ... Played one snap vs. Liberty, throwing hail mary pass that was intercepted as time expired in game.

Z. SMITH CAREER STATISTICS

PASSING										
YEAR	G/GS	CMP	ATT	PCT	YDS	INT	TD	EFF.	LP/OPPONENT	
2016	10/4	116	196	59.2	1,526	7	13	139.33	68/Boise St. (TD)	
2017	5/3	72	130	55.4	1,033	5	8	134.75	79/at Duke (TD)	
CAREER	15/7	188	326	57.7	2,559	12	21	137.50	79/at Duke (TD)	

CAREER BESTS
PASSING
Attempts: 50 vs. Oklahoma (9/23/17)
Completions: 33 vs. Oklahoma (9/23/17)
Yards: 463 vs. Oklahoma (9/23/17)
Touchdowns: 4 vs. Oklahoma (9/23/17)
Longest Pass: 79 (TD) at Duke (9/16/17)
200-yard games: 8 (last at Kansas State, 9/30/17)
300-yard games: 3 (last vs. Oklahoma, 9/23/17)
400-yard games: 1 (last vs. Oklahoma, 9/23/17)



19
RJ SNEED
WR • 6-2 • 190 • FR • HS
CYPRESS, TEXAS (CYPRESS RANCH HS)

Talented pass catcher is reserve at wide receiver ... Enrolled January 2017 ... Completed spring practice in 2017 ... Listed as reserve at one wide receiver spot entering fall camp.

2017 (Freshman): Had career-long 13-yard catch at Kansas State ... Made first career start vs. No. 3 Oklahoma, had career-high two catches for 11 yards ... Had first career catch for 11 yards at Duke ... Played but did not record any stats vs. UTSA ... Made collegiate debut vs. Liberty but did not record any stats.

SNEED CAREER STATISTICS

RECEIVING							
YEAR	G/GS	REC	YD	AVG	TD	LP/OPPONENT	
2017	5/1	4	34	8.5	0	13/ at Kansas State	
CAREER	5/1	4	34	8.5	0	13/at Kansas State	

CAREER BESTS
RECEIVING
Receptions: 2 vs. Oklahoma (9/23/17)
Receiving Yards: 13 at Kansas State (9/30/17)
Touchdowns: N/A
Longest Reception: 13 at Kansas State (9/30/17)

PLAYER SPOTLIGHTS



17
POOH STRICKLIN
 WR • 6-2 • 185 • SO • 1L
 WACO, TEXAS (MIDWAY HS)

Third-year wide out ... Listed as backup at one outside receiver spot ... Sat out 2015 as redshirt ... Local product from nearby Midway High School ... Given name is Devontre.
2017 (Sophomore): Started at Kansas State, set career highs with nine catches and 102 yards for first 100-yard game ... Had career highs of six catches and 85 yards vs. No. 3 Oklahoma ... Had one catch for two yards at Duke ... Played vs. UTSA but did not record any stats ... Made career-high-tying three catches for career-high 60 yards, including career-long 49-yard grab, vs. Liberty.

STRICKLIN CAREER STATISTICS						
RECEIVING						
YEAR	G/GS	REC	YD	AVG	TD	LP/OPPONENT
2015			redshirt			
2016	8/3	13	226	17.4	2	45/at Texas
2017	5/1	19	249	13.1	0	49/Liberty
CAREER	13/4	32	475	14.8	2	49/Liberty

CAREER BESTS
Receptions: 9 at Kansas State (9/30/17)
Receiving Yards: 102 at Kansas State (9/30/17)
Longest Reception: 49 vs. Liberty (9/2/17)
Touchdowns: 1 vs. NSU (9/2/16), vs. KSU (11/19/16)




48
BJ THOMPSON
 DL • 6-6 • 220 • FR • HS
 ENGLAND, ARK. (ENGLAND HS)

Rangy, tall, athletic pass rusher ... Praised for development during fall camp ... Listed as reserve DE following fall camp.
2017 (Freshman): Did not play at Kansas State ... Dressed but did not play vs. No. 3 Oklahoma ... Dressed but did not play at Duke ... Made first career start vs. UTSA but did not record any stats ... Made collegiate debut vs. Liberty, had one tackle and one PBU.

THOMPSON CAREER STATISTICS									
DEFENSIVE									
YEAR	G/GS	UT	AT	TT	TFL-YD	QBS-YD	FF/FR	PBU	INT-YD
2017	1/0	1	0	1	0-0	0-0	0/0	1	0-0
CAREER	1/0	1	0	1	0-0	0-0	0/0	1	0-0

CAREER BESTSSSS
Tackles: 1 vs. UTSA (9/9/17)
Solo Tackles: 1 vs. UTSA (9/9/17)
Tackles-For-Loss: N/A
Sacks: N/A
Interceptions: N/A
Forced Fumbles: N/A
Fumble Recoveries: N/A
QB Hurries: N/A



27
VERKEDRICK VAUGHNS
 CB • 5-9 • 190 • JR • 2L
 MESQUITE, TEXAS (POTEET HS)

Tough and aggressive defensive back ... Could see action at corner, safety or in nickel package ... 2016 Academic All-Big 12 second team ... Two-time Big 12 Commissioner's Honor Roll selection.
2017 (Junior): Made five tackles at Kansas State ... Had two tackles vs. No. 3 Oklahoma ... Made two tackles at Duke ... Tallied one tackle vs. UTSA ... Recorded career-high 10 tackles, including career-best nine solo stops, vs. Liberty.

VAUGHNS CAREER STATISTICS									
DEFENSIVE									
YEAR	G/GS	UT	AT	TT	TFL-YD	QBS-YD	FF/FR	PBU	INT-YD
2014				redshirt					
2015	11/0	2	0	2	0-0	0-0	0/0	0	0-0
2016	12/4	14	0	14	0-0	0-0	0/1	7	0-0
2017	5/0	16	4	30	0-0	0-0	0/0	0	0-0
CAREER	28/4	32	4	36	0-0	0-0	0/1	7	0-0

CAREER BESTS
Tackles: 10 vs. Liberty (9/2/17)
Solo Tackles: 9 vs. Liberty (9/2/17)
Pass Breakups: 3 at Rice (9/16/16)
Interceptions: N/A
Forced Fumbles: 1 vs. OK State (9/24/16)
Recovered Fumbles: 1 vs. OK State (9/24/16)



24
ISHMAIL WAINRIGHT
 TE • 6-5 • 260 • SR • HS
 KANSAS CITY, MO. (MONTROSE CHRISTIAN)

Second-string tight end ... Four-year member of Baylor basketball team ... Joined football program in April 2017 ... Competing for time at tight end ... Hasn't played football since ninth grade in 2009 ... Two-time Big 12 Commissioner's Honor Roll member.
2017 (Senior): Missed games at Duke, vs. Oklahoma and at Kansas State due to sickness ... Made first career start vs. UTSA but did not record any stats ... Made collegiate football debut vs. Liberty but did not record any stats.

WAINRIGHT CAREER STATISTICS						
RECEIVING						
YEAR	G/GS	REC	YD	AVG	TD	LP/OPPONENT
2017	2/1	0	0	N/A	0	N/A
CAREER	2/1	0	0	N/A	0	N/A

CAREER BESTS
RECEIVING
Receptions: N/A
Receiving Yards: N/A
Touchdowns: N/A
Longest Reception: N/A

PLAYER SPOTLIGHTS



22
TERENCE WILLIAMS
 RB • 6-2 • 222 • JR • 2L
 ENNIS, TEXAS (ENNIS HS)

Tall, punishing, fourth-year junior tailback ... Has run for 1,604 yards with 14 touchdowns in his first two seasons ... 2017 Preseason All-Big 12 (Lindy's, Athlon, Phil Steele) ... Honorable mention All-Big 12 in 2016 ... Early enrollee in January 2014, participated in third spring drills in 2016 ... Former national top 300 recruit and 2014 prep All-American.

2017 (Junior): Started at Kansas State, had 11 carries for 27 yards and two catches for 15 yards ... Made season debut vs. No. 3 Oklahoma, ran 11 times for 26 yards ... Missed games at Duke, vs. UTSA and Liberty due to injury.

T. WILLIAMS CAREER STATISTICS

RUSHING						
YEAR	G/GS	ATT	YD	AVG	TD	LP/OPPONENT
2014			redshirt			
2015	9/0	88	556	6.3	3	56/at SMU
2016	12/6	185	1048	5.7	11	57/Texas Tech
2017	2/1	22	53	2.4	0	7/Oklahoma
CAREER	23/7	295	1,657	5.6	14	57/Texas Tech 2016

RECEIVING						
YEAR	G/GS	REC	YD	AVG	TD	LP/OPPONENT
2014			redshirt			
2015	9/0	2	7	3.5	0	5/North Carolina
2016	12/6	2	22	11.0	0	23/Oklahoma State
2017	2/1	2	15	7.5	0	8/at Kansas State
CAREER	23/7	6	44	7.3	0	23/Oklahoma State (2016)

CAREER BESTS

RUSHING

Attempts: 25 vs. Boise State (12/27/16)
Yards: 180 at Texas (10/29/16)
Touchdowns: 2 vs. NSU (9/2/16); at ISU (10/1/16); vs. TTU (11/25/16)
Longest Rush: 57 vs. TTU (11/25/16)

CAREER BESTS

RECEIVING

Receptions: 2 vs. North Carolina (12/29/15); at Kansas State (9/30/17)
Receiving Yards: 23 vs. Oklahoma State (9/24/16)
Touchdowns: N/A
Longest Reception: 23 vs. Oklahoma State (9/24/16)



6
TREVOR WHITE
 WR • 5-7 • 165 • JR • 1L
 ARLINGTON, TEXAS (MARTIN HS)

Fourth-year junior wide receiver and special teams contributor ... Earned scholarship in fall 2017 camp ... Voted into single-digit jersey by teammates in August 2017 ... Listed as second-team punt returner on post-spring depth chart ... Served on mission trip to Brazil during summer 2017.

2017 (Junior): Played but did not record any stats at Kansas State ... Saw action vs. No. 3 Oklahoma but did not record any stats ... Played at Duke but did not record any stats ... Played but did not record any stats vs. UTSA ... Played vs. Liberty but did not record any stats.

WHITE CAREER STATISTICS

RECEIVING						
YEAR	G/GS	REC	YD	AVG	TD	LP/OPPONENT
2014			redshirt			
2015	1/0	0	0	N/A	0	N/A
2016	4/0	0	0	N/A	0	N/A
2017	4/0	0	0	N/A	0	N/A
CAREER	9/0	0	0	N/A	0	N/A

PUNT RETURNS						
YEAR	G/GS	RET	YD	AVG	TD	LP/OPPONENT
2014			redshirt			
2015	1/0	0	0	0.0	0	--
2016	4/0	4	29	7.2	0	13/Kansas
2017	4/0	0	0	N/A	0	N/A
CAREER	9/0	4	29	7.2	0	13/Kansas 2016

CAREER BESTS

RECEIVING

Receptions: N/A
Receiving Yards: N/A
Touchdowns: N/A
Longest Reception: N/A

CAREER BESTS

PUNT RETURNS

Returns: 2 vs. Northwestern State (9/2/16)
Yards: 13 vs. Kansas (10/15/16)
Longest Return: 13 vs. Kansas (10/15/16)

PLAYER SPOTLIGHTS



40

DEONTE WILLIAMS

DL • 6-1 • 225 • R-FR • RS
PLANO, TEXAS (PRESTONWOOD CHRISTIAN)

Moved from linebacker to defensive line in fall 2017 camp.

2017 (Redshirt Freshman): Started at Kansas State, posted two tackles ... Started vs. No. 3 Oklahoma, had one tackle ... Started at Duke, had three tackles, first TFL (0.5) and first fumble recovery ... Made first career start vs. UTSA, posted first four career tackles (all solo) and two QB hurries ... Made collegiate debut vs. Liberty but did not record any stats.

D. WILLIAMS CAREER STATISTICS

DEFENSIVE										
YEAR	G/GS	UT	AT	TT	TFL-YD	QBS-YD	FF/FR	QBH	INT-YD	
2016					redshirt					
2017	5/4	5	5	10	0.5-1	0-0	0/1	2	0-0	
CAREER	5/4	5	5	10	0.5-1	0-0	0/1	2	0-0	

CAREER BESTS

Tackles: 4 vs. UTSA (9/9/17)
Solo Tackles: 4 vs. UTSA (9/9/17)
Tackles-For-Loss: 0.5 at Duke (9/16/17)
Sacks: N/A
Interceptions: N/A
Forced Fumbles: N/A
Fumble Recoveries: 1 at Duke (9/16/17)
QB Hurries: 2 vs. UTSA (9/9/17)



1

TAYLOR YOUNG

LB • 5-9 • 225 • SR • 3L
DESOTO, TEXAS (DESOTO HS)

Fifth-year senior ... Sixth among active players with 281 total tackles in his career ... Fourth in solo tackles with 188 ... 22nd with 12.5 sacks ... Two-time All-Big 12 linebacker, listed as starter at weakside linebacker entering fall camp ... Powerful, compact leader ... 2017 Preseason All-Big 12 (Lindy's, Athlon, Phil Steele) ... 2017 AFCA Good Works Team nominee ... 2017 Wuerffel Trophy Watch List ... Voted into single-digit jersey by teammates in August 2017 ... 2014 Big 12 Defensive Newcomer of Year and Freshman All-America ... 2012 prep All-American ... Father (Rodney, Tulsa) and brothers (R.J., Arizona and ULM; Cyrus Gray, Texas A&M and K.C. Chiefs) played football ... Served on Brazil mission trip during summer 2017.

2017 (Senior): Ranks fourth all-time at Baylor in career sacks (14.5) and sixth in career TFLs (33) ... Started at Kansas State, had two tackles ... Started vs. No. 3 Oklahoma, had seven tackles, two TFLs and career-high-tying two sacks ... Started at Duke, had three tackles ... Started, registered five tackles vs. UTSA ... Started, tallied eight tackles and one TFL vs. Liberty.

YOUNG CAREER STATISTICS

DEFENSIVE										
YEAR	G/GS	UT	AT	TT	TFL-YD	QBS-YD	FF/FR	PBU	INT-YD	
2013					redshirt					
2014	13/8	58	34	92	8.5-45	4.0-38	2/0	3	1-37	
2015	12/12	60	20	80	13.5-38	4.0-19	0/1	1	0-0	
2016	10/9	58	35	93	9.0-44	4.5-23	0/0	1	0-0	
2017	5/5	18	7	25	2.0-15	2.0-15	0/0	0	0-0	
CAREER	40/34	194	96	290	33.0-142	14.5-95	2/1	5	1-37	

CAREER BESTS

Tackles: 17 at Iowa State (10/1/16); vs. Boise State (12/27/16)
Solo Tackles: 12 vs. Boise State (12/27/16)
Tackles-For-Loss: 3.5 vs. Northwestern State (9/2/16)
Sacks: 2.0 at WVU (10/18/14); vs. Kansas (10/15/16); vs. Oklahoma (9/23/17)
Forced Fumbles: 1, two times, last vs. TTU (11/29/14)
Fumbles Recovered: 1 at TCU (11/27/15)
Interceptions: 1 vs. Michigan State (1/1/15)

BAYLOR FOOTBALL 2017

OVERALL: 0-5 (HOME 0-3, ROAD 0-2, NEUTRAL 0-0) | BIG 12 CONFERENCE: 0-2 (HOME 0-1, ROAD 0-1, NEUTRAL 0-0)

RESULTS 0-5 (0-2 BIG 12)

DATE	OPPONENT	RESULT	SCORE	ATTEND.	AP RANK	TV
Sept. 2	LIBERTY	L	45-48	45,784	— —	FS2
Sept. 9	UTSA	L	10-17	41,923	— —	FSN
Sept. 16	at Duke	L	20-34	26,714	— —	ACC
Sept. 23	OKLAHOMA	L	41-49	43,573	— 3	FS1
Sept. 30	at Kansas State	L	20-33	52,293	— —	ESPN2
Oct. 14	at Oklahoma State					
Oct. 21	WEST VIRGINIA					
Oct. 28	TEXAS					
Nov. 4	at Kansas					
Nov. 11	vs. Texas Tech					
Nov. 18	IOWA STATE					
Nov. 24	at TCU					

TEAM STATISTICS

	BAYLOR	OPPONENTS
SCORING	136	181
Points Per Game	27.2	36.2
Points Off Turnovers	17	24
FIRST DOWNS	85	114
Rushing	26	60
Passing	52	48
Penalty	7	6
RUSHING YARDAGE	592	1171
Yards gained rushing	777	1329
Yards lost rushing	185	158
Rushing Attempts	154	222
Average Per Rush	3.8	5.3
Average Per Game	118.4	234.2
TDs Rushing	4	10
PASSING YARDAGE	1432	1188
Comp-Att-Int	96-185-7	99-151-1
Average Per Pass	7.7	7.9
Average Per Catch	14.9	12.0
Average Per Game	286.4	237.6
TDs Passing	12	9
TOTAL OFFENSE	2024	2359
Total Plays	339	373
Average Per Play	6.0	6.3
Average Per Game	404.8	471.8
KICK RETURNS: #-Yards	11-153	16-358
PUNT RETURNS: #-Yards	4-51	7-34
INT RETURNS: #-Yards	1-0	7-83
KICK RETURN AVERAGE	13.9	22.4
PUNT RETURN AVERAGE	12.8	4.9
INT RETURN AVERAGE	0.0	11.9
FUMBLES-LOST	9-3	9-4
PENALTIES-Yards	44-348	39-374
Average Per Game	69.6	74.8
PUNTS-Yards	24-1076	24-1026
Average Per Punt	44.8	42.8
Net punt average	43.4	36.5
KICKOFFS-Yards	28-1652	37-2267
Average Per Kick	59.0	61.3
Net kick average	38.2	40.9
TIME OF POSSESSION/Game	25:11	34:49
3RD-DOWN Conversions	21/71	34/79
3rd-Down Pct	30%	43%
4TH-DOWN Conversions	7/13	4/5
4th-Down Pct	54%	80%
SACKS BY-Yards	11-69	13-90
MISC YARDS	0	0
TOUCHDOWNS SCORED	16	21
FIELD GOALS-ATTEMPTS	8-10	11-13
ON-SIDE KICKS	1-1	0-0
RED-ZONE SCORES	(11-14) 79%	(17-19) 89%
RED-ZONE TOUCHDOWNS	(6-14) 43%	(8-19) 42%
PAT-ATTEMPTS	(14-15) 93%	(20-20) 100%
ATTENDANCE	131280	79007
Games/Avg Per Game	3/43760	2/39504
Neutral Site Games		0/0

SCORE BY QUARTERS	1st	2nd	3rd	4th	Total
Baylor	17	34	51	34	136
Opponents	41	45	41	54	181

RUSHING

	GP	ATT.	GAIN	LOSS	NET	AVG.	TD	LONG	YPG
Lovett, John	5	61	341	20	321	5.3	3	74	64.2
Solomon, Anu	2	16	138	32	106	6.6	0	44	53.0
Hasty, JaMycal	1	11	56	0	56	5.1	1	14	56.0
Williams, Ter.	2	22	55	2	53	2.4	0	7	26.5
Nicholson, Tony	5	4	42	1	41	10.2	0	31	8.2
Platt, Chris	4	4	39	3	36	9.0	0	26	9.0
Dixon, Dru	3	10	31	2	29	2.9	0	17	9.7
Atkinson, Jared	5	1	7	0	7	7.0	0	7	1.4
Martin, Connor	5	2	16	11	5	2.5	0	16	1.0
Ebner, Trestan	5	1	4	0	4	4.0	0	4	0.8
Brewer, Charlie	1	1	0	1	-1	-1.0	0	0	-1.0
Lynch, Blake	5	1	0	1	-1	-1.0	0	0	-0.2
TEAM	4	3	0	32	-32	-10.7	0	0	-8.0
Smith, Zach	5	17	48	80	-32	-1.9	0	17	-6.4
Total.....	5	154	777	185	592	3.8	4	74	118.4
Opponents.....	5	222	1329	158	1171	5.3	10	99	234.2

PASSING

	G	EFF	CMP-ATT-I	PCT	YDS	TD	LONG	AVG/G
Smith, Zach	5	134.75	72-130-5	55.4	1033	8	79	206.6
Solomon, Anu	2	121.30	24-55-2	43.6	399	4	75	199.5
Total.....	5	130.75	96-185-7	51.9	1432	12	79	286.4
Opponents.....	5	149.99	99-151-1	65.6	1188	9	52	237.6

RECEIVING

	G	NO	YDS	AVG	TD	LONG	AVG/G
Mims, Denzel	5	25	533	21.3	7	71	106.6
Nicholson, Tony	5	21	162	7.7	0	41	32.4
Stricklin, Pooh	5	19	249	13.1	0	49	49.8
Platt, Chris	4	16	401	25.1	5	79	100.2
Sneed, R.J.	5	4	34	8.5	0	13	6.8
Ebner, Trestan	5	4	23	5.8	0	8	4.6
Lovett, John	5	4	12	3.0	0	4	2.4
Williams, Ter.	2	2	15	7.5	0	8	7.5
Hasty, JaMycal	1	1	3	3.0	0	3	3.0
Total.....	5	96	1432	14.9	12	79	286.4
Opponents.....	5	99	1188	12.0	9	52	237.6

TOTAL OFFENSE

	G	PLAYS	RUSH	PASS	TOTAL	AVG/G
Smith, Zach	5	147	-32	1033	1001	200.2
Solomon, Anu	2	71	106	399	505	252.5
Lovett, John	5	61	321	0	321	64.2
Hasty, JaMycal	1	11	56	0	56	56.0
Williams, Ter.	2	22	53	0	53	26.5
Nicholson, Tony	5	4	41	0	41	8.2
Platt, Chris	4	4	36	0	36	9.0
Dixon, Dru	3	10	29	0	29	9.7
Atkinson, Jared	5	1	7	0	7	1.4
Martin, Connor	5	2	5	0	5	1.0
Ebner, Trestan	5	1	4	0	4	0.8
Lynch, Blake	5	1	-1	0	-1	-0.2
Brewer, Charlie	1	1	-1	0	-1	-1.0
TEAM	4	3	-32	0	-32	-8.0
Total.....	5	339	592	1432	2024	404.8
Opponents.....	5	373	1171	1188	2359	471.8

BAYLOR FOOTBALL 2017

OVERALL: 0-5 (HOME 0-3, ROAD 0-2, NEUTRAL 0-0) | BIG 12 CONFERENCE: 0-2 (HOME 0-1, ROAD 0-1, NEUTRAL 0-0)

SCORING

	TD	FGS	PATs					SAF	PTS
			KICK	RUSH	RCV	PASS	DXP		
Mims,Denzel	7	0-0	0-0	0-0	0	0-0	0	0	42
Martin,Connor	0	8-10	14-15	0-0	0	0-0	0	0	38
Platt,Chris	5	0-0	0-0	0-0	0	0-0	0	0	30
Lovett,John	3	0-0	0-0	0-0	0	0-0	0	0	18
Hasty,JaMycal	1	0-0	0-0	0-0	0	0-0	0	0	6
Nicholson,Tony	0	0-0	0-0	0-0	1	0-0	0	0	2
Smith,Zach	0	0-0	0-0	0-0	0	1-1	0	0	0
Total.....	16	8-10	14-15	0-0	1	1-1	0	0	136
Opponents.....	21	11-13	20-20	1-1	0	0-0	0	0	181

PUNT RETURNS

	NO	YDS	AVG	TD	LONG
Nicholson,Tony	4	51	12.8	0	42
Total.....	4	51	12.8	0	42
Opponents.....	7	34	4.9	0	34

KICK RETURNS

	NO	YDS	AVG	TD	LONG
Ebner,Trestan	4	52	13.0	0	23
Okeke,Obim	2	22	11.0	0	13
Lovett,John	2	26	13.0	0	14
Platt,Chris	2	24	12.0	0	14
Dixon,Dru	1	29	29.0	0	29
Total.....	11	153	13.9	0	29
Opponents.....	16	358	22.4	0	70

INTERCEPTIONS

	NO	YDS	AVG	TD	LONG
Black,Henry	1	0	0.0	0	0
Total.....	1	0	0.0	0	0
Opponents.....	7	83	11.9	2	32

FUMBLE RETURNS

	NO	YDS	AVG	TD	LONG
Total.....	0	0	0.0	0	0
Opponents.....	0	0	0.0	0	0

ALL-PURPOSE YARDS

	G	RUSH	REC	PR	KOR	IR	TOT	AVG/G
Mims,Denzel	5	0	533	0	0	0	533	106.6
Platt,Chris	4	36	401	0	24	0	461	115.2
Lovett,John	5	321	12	0	26	0	359	71.8
Nicholson,Tony	5	41	162	51	0	0	254	50.8
Stricklin,Pooh	5	0	249	0	0	0	249	49.8
Solomon,Anu	2	106	0	0	0	0	106	53.0
Ebner,Trestan	5	4	23	0	52	0	79	15.8
Williams,Ter.	2	53	15	0	0	0	68	34.0
Hasty,JaMycal	1	56	3	0	0	0	59	59.0
Dixon,Dru	3	29	0	0	29	0	58	19.3
Sneed,R.J.	5	0	34	0	0	0	34	6.8
Okeke,Obim	2	0	0	0	22	0	22	11.0
Atkinson,Jared	5	7	0	0	0	0	7	1.4
Martin,Connor	5	5	0	0	0	0	5	1.0
Lynch,Blake	5	-1	0	0	0	0	-1	-0.2
Brewer,Charlie	1	-1	0	0	0	0	-1	-1.0
Smith,Zach	5	-32	0	0	0	0	-32	-6.4
TEAM	4	-32	0	0	0	0	-32	-8.0
Total.....	5	592	1432	51	153	0	2228	445.6
Opponents.....	5	1171	1188	34	358	83	2834	566.8

PUNTING

	NO	YDS	AVG	LONG	TB	FC	I20	50+	BLKD
Galitz,Drew	21	950	45.2	70	0	9	5	6	0
Martin,Connor	3	126	42.0	49	0	0	1	0	0
Total.....	24	1076	44.8	70	0	9	6	6	0
Opponents.....	24	1026	42.8	58	5	12	8	4	0

FIELD GOALS

	FGM-FGA	PCT	01-19	20-29	30-39	40-49	50-99	LG	BLK
Martin,Connor	8-10	80.0	0-0	2-2	4-5	2-3	0-0	46	1

KICKOFFS

	NO	YDS	AVG	TB	OB	RETN	NET	YDLN
Galitz,Drew	24	1414	58.9	8	2			
Martin,Connor	4	238	59.5	1	0			
Total.....	28	1652	59.0	9	2	358	38.2	26
Opponents.....	37	2267	61.3	24	1	153	40.9	24

BAYLOR FOOTBALL 2017

OVERALL: 0-5 (HOME 0-3, ROAD 0-2, NEUTRAL 0-0) | BIG 12 CONFERENCE: 0-2 (HOME 0-1, ROAD 0-1, NEUTRAL 0-0)

DEFENSIVE STATISTICS

	GP-GS	SOLO	AST	TOTAL	TFL-YDS	SACKS-YDS	INT-YDS	PBU	QBH	FR-YDS	FF	BLOCK	SAFETY
Johnston,Clay	5-5	29	14	43	8.5-28	1.0-7	.	.	3	.	1	.	.
Young,Taylor	5-5	18	7	25	3.0-19	2.0-15
Hand,Harrison	5-4	19	5	24	0.5-0	.	.	4
Vaughns,V.	5-0	16	4	20
Pitre,Jalen	5-4	16	4	20	1.0-2	.	.	.	1
Lewis,Ira	5-4	9	8	17	5.0-17	2.5-13	.	.	1
Hall,Davion	4-4	9	7	16
Roy,Bravvion	5-3	7	9	16	2.0-3
Miller,Chris	4-1	9	6	15	1-0	.	.	.
Lynch,Blake	5-2	10	4	14	.	.	.	4
Ogor,Eric	5-0	10	3	13	4.0-20	2.0-16	.	1	1
Nance,Brian	5-3	9	3	12	3.0-16	2.0-15	.	1	.	.	1	.	.
Williams,Jordan	5-0	6	5	11
McVea,Jairon	5-1	9	1	10
Williams,Deonte	5-4	5	5	10	0.5-1	.	.	.	2	1-0	.	.	.
Hunt,Tyrone	5-0	7	3	10	3.5-11	.	.	.	1
Sells,Taion	2-0	6	3	9	.	.	.	1	.	.	1	.	.
Black,Henry	5-4	5	3	8	.	.	1-0
Roberts,Greg	5-1	4	2	6	1.0-1	1	.
Jones,Xavier	4-3	2	4	6	2.0-5	1.5-3
Blake,Jourdan	5-2	4	1	5	1.0-1	.	.	1
Waz,Chance	3-0	3	2	5	1.0-7
Houston,Jameson	4-0	4	1	5	.	.	.	1
Jacobs,Jamie	5-0	2	2	4
Preciado,Rajah	4-0	3	1	4	.	.	.	1
Smith,K.J.	1-1	2	2	4
Arnold,Grayland	2-2	3	.	3
Davis,Timarcus	4-0	2	1	3	1	.	.
Platt,Chris	4-0	2	.	2
Maticcik,Ross	5-0	2	.	2	1-0	1	.	.
Jones,Marques	5-0	1	1	2	1-0	.	.	.
Johnson,Micheal	5-1	2	.	2	1.0-4	.	.	.	1
Solomon,Anu	2-0	1	.	1
Lovett,John	5-0	1	.	1
Galitz,Drew	5-0	1	.	1
Lynch,James	4-0	.	1	1
Blackmar,Blake	5-0	1	.	1
Thompson,BJ	2-1	1	.	1	.	.	.	1
Artis,DJ	1-0	1
Total.....	5	240	112	352	37-135	11-69	1-0	15	11	4-0	5	1	.
Opponents.....	5	182	86	268	38.0-144	13-90	7-83	22	21	3-0	4	1	.

BAYLOR FOOTBALL 2017

OVERALL: 0-5 (HOME 0-3, ROAD 0-2, NEUTRAL 0-0) | BIG 12 CONFERENCE: 0-2 (HOME 0-1, ROAD 0-1, NEUTRAL 0-0)

GAME-BY-GAME TEAM STATS

GAME	FINAL SCORE	QUARTERS					1ST DOWNS R-P-PE TOT	RUSHING NO-YDS-TD	PASSING C-A-I YDS TD	TOT OFF ATT-YDS NO-AVG	PUNTS NO-AVG	PEN F-FL NO-YDS	3RD DNS	4TH DNS	RED ZONE	SACKS NO-YDS	FIELD GOALS	POSSESSION TIME						
		1	2	3	4	OT												OT	1	2	3	4	TOT	
Baylor	45	0	17	14	14	10-9-3	22	34-254-3	14-30-2	278 3	64-532	4-40.8	1-0	7-61	4-12	2-2	3-3	1-2	1-1	5:54	8:06	4:06	3:38	21:44
Liberty	48	6	11	17	14	9-21-1	31	43-138-1	44-60-0	447 3	103-585	3-40.2	2-0	8-95	15-24	2-2	6-6	0-0	4-4	9:06	6:54	10:54	11:22	38:16
Baylor	10	0	7	0	3	7-5-2	14	31-137-0	11-27-1	137 1	58-274	6-42.3	2-0	10-98	2-11	1-3	2-3	3-16	1-1	6:36	2:31	4:59	7:02	21:08
UTSA	17	0	7	7	3	12-6-2	20	45-220-0	15-20-0	155 2	65-375	5-40.0	1-1	10-75	7-16	0-1	1-1	4-22	1-2	8:24	12:29	10:01	7:58	38:52
Baylor	20	7	0	13	0	3-6-0	9	27-57-0	12-34-3	263 3	61-320	7-51.4	2-1	11-100	1-12	0-3	0-0	5-36	0-0	5:49	4:37	5:44	4:53	21:03
at Duke	34	7	7	10	10	14-7-3	24	51-246-3	20-35-1	184 0	86-430	8-40.9	2-1	5-54	4-18	2-2	2-4	3-24	2-3	9:11	10:23	9:16	10:07	38:57
Baylor	41	7	10	14	10	2-19-1	22	35-60-0	33-50-0	463 4	95-523	4-43.2	2-1	6-29	9-21	2-2	4-5	2-15	4-5	10:18	7:37	7:50	5:22	31:07
Oklahoma	49	21	7	7	14	12-8-0	20	40-342-4	13-19-0	283 3	59-625	5-46.6	2-1	10-105	4-10	0-0	2-2	3-25	0-0	4:42	7:23	7:10	9:38	28:48
Baylor	20	3	0	10	7	4-13-1	18	27-84-1	26-44-1	291 1	71-375	3-42.0	2-1	10-60	5-15	2-3	2-3	0-0	2-3	9:45	6:12	10:02	4:54	30:53
at Kansas State	33	7	13	0	13	13-6-0	19	43-225-2	7-17-0	119 1	60-344	3-48.3	2-1	6-45	4-11	0-0	6-6	3-19	4-4	5:15	8:48	4:58	10:06	29:07

Baylor
at Oklahoma State

Baylor
West Virginia

Baylor
Texas

Baylor
at Kansas

Baylor
vs. Texas Tech

Baylor
Iowa State

Baylor
at TCU

GAME-BY-GAME OFFENSIVE STARTERS

OPPONENT	WR	LT	LG	C	RG	RT	TE	WR	QB	RB	IR	FB	TE	IR
Liberty	Platt	Malin	Tecklenburg	R. Miller	Blackmar	Lawrence	Feuerbacher	Mims	Solomon	Hasty	Nicholson	—	—	—
UTSA	Platt	Porter	Tecklenburg	R. Miller	Blackmar	Lawrence	Wainright	Mims	Solomon	Lovett	—	Boyd	—	—
at Duke	Platt	Porter	Wilson	Tecklenburg	Blackmar	Lawrence	Saulin	Mims	Z. Smith	Lovett	—	—	Boyd	—
Oklahoma	Sneed	Porter	Newman	Tecklenburg	Blackmar	Lawrence	—	Mims	Z. Smith	Lovett	Nicholson	—	—	Platt
at Kansas State	Stricklin	Porter	Newman	Tecklenburg	Blackmar	Lawrence	Feuerbacher	Mims	Z. Smith	T. Williams	Nicholson	—	—	—

at Oklahoma State
West Virginia

Texas

at Kansas

vs. Texas Tech

Iowa State

at TCU

GAME-BY-GAME DEFENSIVE STARTERS

OPPONENT	DE	NT	DT	RE	WLB	MLB	SLB	CB	SS	FS	CB
Liberty	X. Jones	Lewis	K.J. Smith	Nance	Young	Johnston	Pitre	Hand	C. Miller	McVea	Blake
UTSA	Thompson	Lewis	M. Johnson	D. Williams	Young	Johnston	Pitre	Hand	Black	Hall	Blake
at Duke	X. Jones	Roy	Lewis	D. Williams	Young	Johnston	Pitre	Hand	Black	Hall	Lynch
Oklahoma	X. Jones	Roy	Lewis	Nance	Young	Johnston	D. Williams	Hand	Black	Hall	Arnold
at Kansas State	D. Williams	Roy	Lewis	Nance	Young	Johnston	Pitre	Lynch	Black	Hall	Arnold

at Oklahoma State
West Virginia

Texas

at Kansas

vs. Texas Tech

Iowa State

at TCU

BAYLOR FOOTBALL 2017

OVERALL: 0-5 (HOME 0-3, ROAD 0-2, NEUTRAL 0-0) | BIG 12 CONFERENCE: 0-2 (HOME 0-1, ROAD 0-1, NEUTRAL 0-0)

GAME-BY-GAME PASSING

ANU SOLOMON	CMP	ATT	INT	PCT	YDS	TD	LONG	SACKS	EFF.	ZACH SMITH	CMP	ATT	INT	PCT	YDS	TD	LONG	SACKS	EFF.
Liberty	14	29	1	48.3	278	3	75	0	156.04	Liberty	0	1	1	0.0	0	0	0	0	-200.00
UTSA	10	26	1	38.5	121	1	28	4	82.55	UTSA	1	1	0	100.0	16	0	0	0	234.40
at Duke	DNP									at Duke	12	34	3	35.3	263	3	79	3	111.74
Oklahoma	DNP									Oklahoma	33	50	0	66.0	463	4	72	3	170.18
at Kansas State	DNP									at Kansas State	26	44	1	59.1	291	1	70	3	117.60
at Oklahoma State										at Oklahoma State									
West Virginia										West Virginia									
Texas										Texas									
at Kansas										at Kansas									
vs. Texas Tech										vs. Texas Tech									
Iowa State										Iowa State									
at TCU										at TCU									

GAME-BY-GAME RUSHING (No.-Yards-TDs)

PLAYER	NO-YDS-TD	LU	UTSA	at DUKE	OU	at KSU	at OSU	WVU	UT	at KU	vs. TTU	ISU	at TCU
Lovett, Jon	61-321-3	14-89-2	18-72-0	9-21-0	13-44-0	7-95-1							
Williams, Terence	22-53-0	DNP	DNP	DNP	11-26-0	11-27-0							
Smith, Zach	17-(-32)-0	0-0-0	0-0-0	7-10-0	7-(-23)-0	3-(-19)-0							
Solomon, Anu	16-106-0	6-97-0	10-9-0	DNP	DNP	DNP							
Hasty, JaMycal	11-56-1	11-56-1	DNP	DNP	DNP	DNP							
Dixon, Dru	10-29-0	1-1-0	0-0-0	9-28-0	DNP	DNP							
Nicholson, Tony	4-41-0	0-0-0	1-31-0	0-0-0	1-4-0	2-6-0							
Platt, Chris	4-36-0	2-11-0	1-26-0	1-(-1)-0	0-0-0	DNP							
Martin, Connor	2-5-0	0-0-0	0-0-0	0-0-0	0-0-0	2-5-0							
Atkinson, Jared	1-7-0	0-0-0	0-0-0	0-0-0	1-7-0	0-0-0							
Ebner, Trestan	1-4-0	0-0-0	0-0-0	0-0-0	1-4-0	0-0-0							
Lynch, Blake	1-(-1)-0	0-0-0	0-0-0	1-(-1)-0	0-0-0	0-0-0							
Brewer, Charlie	1-(-1)-0	DNP	DNP	DNP	DNP	1-(-1)-0							

GAME-BY-GAME RECEIVING (No.-Yards-TDs)

PLAYER	NO-YDS-TD	LU	UTSA	at DUKE	OU	at KSU	at OSU	WVU	UT	at KU	vs. TTU	ISU	at TCU
Mims, Denzel	25-533-7	2-85-1	3-62-1	2-67-1	11-192-3	7-127-1							
Nicholson, Tony	21-162-0	5-28-0	1-7-0	3-29-0	7-74-0	5-24-0							
Stricklin, Pooh	19-249-1	3-60-0	0-0-0	1-2-0	6-85-0	9-102-1							
Platt, Chris	16-401-5	3-102-2	4-58-0	4-148-2	5-93-1	DNP							
Sneed, R.J.	4-34-0	0-0-0	0-0-0	1-11-0	2-10-0	1-13-0							
Ebner, Trestan	4-23-0	0-0-0	0-0-0	1-6-0	1-7-0	2-10-0							
Lovett, Jon	4-12-0	0-0-0	3-10-0	0-0-0	1-2-0	0-0-0							
Williams, Terence	2-15-0	DNP	DNP	DNP	0-0-0	2-15-0							
Hasty, JaMycal	1-3-0	1-3-0	DNP	DNP	DNP	DNP							

GAME-BY-GAME KICKING

CONNOR MARTIN	PAT	ATT	PCT	FG	ATT	PCT	LONG	PTS	DREW GALITZ	NO	YDS	AVG	LONG	I20	TB	50+	60+
Liberty	6	6	100.0	1	1	100.0	39	9	Liberty	4	163	40.8	45	0	0	0	0
UTSA	1	1	100.0	1	1	100.0	20	4	UTSA	6	254	42.3	53	2	0	2	0
at Duke	2	3	66.7	0	0	—	—	2	at Duke	7	360	51.4	70	2	0	2	2
Oklahoma	3	3	100.0	4	5	80.0	46	15	Oklahoma	4	173	43.2	53	0	0	2	0
at Kansas State	2	2	100.0	2	3	66.7	38	8	at Kansas State	0	0	—	0	0	0	0	0
at Oklahoma State									at Oklahoma State								
West Virginia									West Virginia								
Texas									Texas								
at Kansas									at Kansas								
vs. Texas Tech									vs. Texas Tech								
Iowa State									Iowa State								
at TCU									at TCU								

GAME-BY-GAME PUNTING

CONNOR MARTIN	NO	YDS	AVG	LONG	I20	TB	50+	60+	DREW GALITZ	NO	YDS	AVG	LONG	I20	TB	50+	60+
Liberty	0	0	—	0	0	0	0	0	Liberty	4	163	40.8	45	0	0	0	0
UTSA	0	0	—	0	0	0	0	0	UTSA	6	254	42.3	53	2	0	2	0
at Duke	0	0	—	0	0	0	0	0	at Duke	7	360	51.4	70	2	0	2	2
Oklahoma	0	0	—	0	0	0	0	0	Oklahoma	4	173	43.2	53	0	0	2	0
at Kansas State	3	126	42.0	49	1	0	0	0	at Kansas State	0	0	—	0	0	0	0	0
at Oklahoma State									at Oklahoma State								
West Virginia									West Virginia								
Texas									Texas								
at Kansas									at Kansas								
vs. Texas Tech									vs. Texas Tech								
Iowa State									Iowa State								
at TCU									at TCU								

BAYLOR FOOTBALL 2017

OVERALL: 0-5 (HOME 0-3, ROAD 0-2, NEUTRAL 0-0) | BIG 12 CONFERENCE: 0-2 (HOME 0-1, ROAD 0-1, NEUTRAL 0-0)

GAME-BY-GAME TACKLES (UT-AT-TOT)

PLAYER	UT-AT-TOTAL	LU	UTSA	at DUKE	OU	at KSU	at OSU	WVU	UT	at KU	vs. TTU	ISU	at TCU
Johnston, Clay	29-14-43	3-3-6	9-1-10	6-7-13	7-0-7	4-3-7							
Young, Taylor	18-7-25	6-2-8	4-1-5	2-1-3	5-2-7	1-1-2							
Hand, Harrison	19-5-24	7-4-11	2-0-2	7-0-7	2-0-2	1-1-2							
Pitre, Jalen	16-4-20	5-2-7	3-0-3	4-0-4	2-0-2	2-2-4							
Vaughns, Verkedric	16-4-20	9-1-10	1-0-1	0-2-2	2-0-2	4-1-5							
Lewis, Ira	9-8-17	3-3-6	2-1-3	4-1-5	0-1-1	0-2-2							
Hall, Davion	9-7-16	DNP		4-0-4	3-3-6	0-1-1	2-3-5						
Roy, Bravvion	7-9-16	2-2-4	1-0-1	3-5-8	1-1-2	0-1-1							
Miller, Chris	9-6-15	1-0-1	5-1-6	1-4-5	2-1-3	DNP							
Lynch, Blake	10-4-14	4-0-4	2-2-4	1-1-2	0-0-0	3-1-4							
Ogor, Eric	10-3-13	0-0-0	1-1-2	4-0-4	0-0-0	5-2-7							
Nance, Brian	9-3-12	3-0-3	0-0-0	4-1-5	1-0-1	1-2-3							
Williams, Jordan	7-4-11	2-1-3	1-0-1	3-3-6	0-0-0	1-0-1							
McVea, Jairon	9-1-10	6-0-6	1-0-1	1-1-2	1-0-1	0-0-0							
Hunt, Tyrone	7-3-10	3-0-3	0-0-0	1-2-3	2-1-3	1-0-1							
Williams, Deonte	5-5-10	0-0-0	4-0-4	0-3-3	0-1-1	1-1-2							
Sells, Taion	6-3-9	DNP	DNP	DNP	5-1-6	1-2-3							
Black, Henry	5-3-8	2-0-2	1-1-2	0-0-0	1-1-2	1-1-2							
Roberts, Greg	4-2-6	3-0-3	0-0-0	1-1-2	0-1-1	0-0-0							
Jones, Xavier	2-4-6	0-1-1	2-1-3	0-1-1	0-1-1	DNP							
Blake, Jourdan	4-1-5	3-0-3	1-1-2	DNP	0-0-0	0-0-0							
Houston, Jameson	4-1-5	DNP	4-0-4	0-1-1	0-0-0	0-0-0							
Waz, Chance	3-2-5	3-2-5	0-0-0	0-0-0	DNP	DNP							
Preciado, Rajah	3-1-4	0-0-0	0-0-0	2-1-3	0-0-0	1-0-1							
Jacobs, Jamie	2-2-4	0-1-1	0-0-0	1-0-1	1-0-1	0-1-1							
Smith, K.J.	2-2-4	2-2-4	DNP	DNP	DNP	DNP							
Arnold, Grayland	3-0-3	DNP	DNP	DNP	3-0-3	0-0-0							
Davis, Timarcus	2-1-3	0-0-0	0-0-0	1-0-1	0-1-1	1-0-1							
Johnson, Micheal	2-0-2	1-0-1	0-0-0	0-0-0	0-0-0	0-0-0							
Platt, Chris	2-0-2	1-0-1	0-0-0	0-0-0	1-0-1	DNP							
Matiscik, Ross	2-0-2	0-0-0	0-0-0	1-0-1	0-0-0	1-0-1							
Jones, Marques	1-1-2	0-0-0	0-0-0	0-0-0	1-1-2	0-0-0							
Thompson, BJ	1-0-1	1-0-1	0-0-0	DNP	DNP	DNP							
Lovett, John	1-0-1	1-0-1	0-0-0	0-0-0	0-0-0	0-0-0							
Solomon, Anu	1-0-1	0-0-0	1-0-1	DNP	DNP	DNP							
Blackmar, Blake	1-0-1	0-0-0	0-0-0	1-0-1	0-0-0	0-0-0							
Galitz, Drew	1-0-1	0-0-0	0-0-0	0-0-0	1-0-1	0-0-0							
Lynch, James	0-1-1	DNP	0-1-1	0-0-0	0-0-0	0-0-0							

GAME-BY-GAME TACKLES FOR LOSS (TFL-YARDS)

PLAYER	TFL-YDS	LU	UTSA	at DUKE	OU	at KSU	at OSU	WVU	UT	at KU	vs. TTU	ISU	at TCU
Johnston, Clay	8.5-28	2.5-6	1.0-4	3.0-11	1.0-3	1.0-4							
Lewis, Ira	5.0-17	1.5-3	0.5-2	2.5-11	0.0-0	0.5-1							
Ogor, Eric	4.0-20	0.0-0	1.0-11	2.0-8	0.0-0	1.0-1							
Hunt, Tyrone	3.5-11	1.0-3	0.0-0	0.5-0	1.0-2	1.0-6							
Young, Taylor	3.0-19	1.0-4	0.0-0	0.0-0	2.0-15	0.0-0							
Nance, Brian	3.0-16	0.0-0	0.0-0	2.0-15	0.0-0	1.0-1							
Jones, Xavier	2.0-5	0.5-2	1.5-3	0.0-0	0.0-0	DNP							
Roy, Bravvion	2.0-3	0.5-1	0.0-0	1.5-2	0.0-0	0.0-0							
Waz, Chance	1.0-7	1.0-7	0.0-0	0.0-0	DNP	DNP							
Johnson, Micheal	1.0-4	0.0-0	1.0-4	0.0-0	0.0-0	0.0-0							
Pitre, Jalen	1.0-2	0.0-0	1.0-2	0.0-0	0.0-0	0.0-0							
Blake, Jourdan	1.0-1	1.0-1	0.0-0	DNP	0.0-0	0.0-0							
Roberts, Greg	1.0-1	1.0-1	0.0-0	0.0-0	0.0-0	0.0-0							
Williams, Deonte	0.5-1	0.0-0	0.0-0	0.5-1	0.0-0	0.0-0							
Hand, Harrison	0.5-0	0.0-0	0.0-0	0.0-0	0.0-0	0.5-0							

GAME-BY-GAME SACKS (SACKS-YARDS)

PLAYER	SACKS-YARDS	LU	UTSA	at DUKE	OU	at KSU	at OSU	WVU	UT	at KU	vs. TTU	ISU	at TCU
Ogor, Eric	2.0-16	0.0-0	1.0-11	1.0-5	0.0-0	0.0-0							
Nance, Brian	2.0-15	0.0-0	0.0-0	2.0-15	0.0-0	0.0-0							
Young, Taylor	2.0-15	0.0-0	0.0-0	0.0-0	2.0-15	0.0-0							
Lewis, Ira	2.0-11	1.0-2	0.5-2	1.0-9	0.0-0	0.0-0							
Jones, Xavier	1.5-3	0.0-0	1.5-3	0.0-0	0.0-0	DNP							
Johnston, Clay	1.0-7	0.0-0	0.0-0	1.0-7	0.0-0	0.0-0							

BAYLOR FOOTBALL 2017

OVERALL: 0-5 (HOME 0-3, ROAD 0-2, NEUTRAL 0-0) | BIG 12 CONFERENCE: 0-2 (HOME 0-1, ROAD 0-1, NEUTRAL 0-0)

SCORING DRIVES

OPPONENT	PLAYS	YDS	DRIVE TIME	QTR/ CLOCK	DRIVE START	DRIVE PLAY
Liberty	9	75	3:36	2nd/13:59	BU25	Mims 45 pass from Solomon
Liberty	6	75	2:00	2nd/9:38	BU25	Hasty 14 run
Liberty	14	68	5:05	2nd/0:12	BU10	Martin 39 FG
Liberty	3	75	0:22	3rd/13:13	BU25	Platt 20 pass from Solomon
Liberty	1	75	0:11	3rd/5:37	BU25	Platt 75 pass from Solomon
Liberty	4	75	1:32	4th/10:39	BU25	Lovett 3 run
Liberty	3	43	1:12	4th/5:00	LU43	Lovett 34 run
UTSA	1	20	0:06	2nd/8:33	UTSA20	Mims 20 pass from Solomon
UTSA	9	41	3:33	4th/2:40	UTSA3	Martin 20 FG
at Duke	2	39	0:14	1st/14:28	DU39	Mims 44 pass from Smith
at Duke	2	75	0:42	3rd/11:30	BU25	Platt 73 pass from Smith
at Duke	2	80	0:48	3rd/0:05	BU20	Platt 79 pass from Smith
Oklahoma	1	19	0:05	1st/0:25	OU19	Mims 19 pass from Smith
Oklahoma	9	31	2:26	2nd/12:39	OU45	Martin 32 FG
Oklahoma	3	75	1:18	2nd/8:48	BU25	Mims 71 pass from Smith
Oklahoma	2	75	0:45	3rd/14:15	BU25	Platt 72 pass from Smith
Oklahoma	11	56	3:57	3rd/8:22	BU20	Martin 41 FG
Oklahoma	7	40	2:13	3rd/2:45	BU31	Martin 46 FG
Oklahoma	8	57	1:51	4th/7:04	BU25	Martin 36 FG
Oklahoma	11	85	2:30	4th/1:41	BU15	Mims 6 pass from Smith
at Kansas State	13	53	7:11	1st/6:01	BU26	Martin 38 FG
at Kansas State	16	65	7:15	3rd/7:45	BU25	Martin 27 FG
at Kansas State	4	85	1:04	3rd/3:31	BU15	Lovett 74 run
at Kansas State	4	79	1:38	4th/13:07	BU21	Mims 70 pass from Smith
AVERAGE DRIVE	6.0	60.9	2:09			

* - not counted toward average drive length

DRIVES SUPERLATIVES

MOST PLAYS:	16 (FG at KSU)	FEWEST PLAYS:	1 (TD; 3 times)
MOST YARDS:	85 (TDs vs. OU; at KSU)	FEWEST YARDS:	19 (TD vs. OU)
LONGEST TIME:	7:15 (FG at KSU)	SHORTEST TIME:	0:05 (TD vs. OU)

LONG PLAYS FROM SCRIMMAGE (25-Plus Yards)

YDS	PLAY	OPPONENT (QTR)
79	Platt pass from Smith [TD]	at Duke (3rd)
75	Platt pass from Solomon [TD]	Liberty (3rd)
74	Lovett run [TD]	at Kansas State (3rd)
73	Platt pass from Smith [TD]	at Duke (3rd)
72	Platt pass from Smith [TD]	Oklahoma (3rd)
71	Mims pass from Smith [TD]	Oklahoma (2nd)
70	Mims pass from Smith [TD]	at Kansas State (4th)
49	Stricklin pass from Solomon	Liberty (2nd)
45	Mims pass from Solomon [TD]	Liberty (2nd)
44	Solomon run	Liberty (4th)
44	Mims pass from Smith [TD]	at Duke (1st)
41	Nicholson pass from Smith	Oklahoma (4th)
40	Mims pass from Solomon	Liberty (3rd)
34	Lovett run [TD]	Liberty (4th)
32	Stricklin pass from Smith	Oklahoma (3rd)
31	Nicholson run	UTSA (1st)
31	Stricklin pass from Smith	at Kansas State (4th)
28	Platt pass from Solomon	UTSA (4th)
27	Mims pass from Solomon	UTSA (3rd)
26	Platt run	UTSA (3rd)
25	Mims pass from Smith	Oklahoma (4th)

MISCELLANEOUS INFORMATION

OPPONENT	BAYLOR CAPTAINS	COIN TOSS	BAYLOR KO/REC	BAYLOR FIRST PLAY	OPP. FIRST POSSESSION	KICKOFF TIME (SITE)	GAME LENGTH	BU UNIFORM	GAME TIME TEMP	SURFACE	RESULT
Liberty	Feuerbacher, Nance, K.J. Smith, Young	LU	KO	Solomon to Platt, inc.	FG	6:05 p.m.	3:48	Green/Green/Green	93	Turf	L, 45-48
UTSA	Clements, Platt, Porter	BU	REC	Lovett 12 yd run	Punt	7:05 p.m.	3:17	Black/Green/Black	86	Turf	L, 10-17
at Duke	Blackmar, Hall, Z. Smith, Young	BU	KO	Smith to Platt, inc.	Fumble	12:30 p.m.	3:25	Gold/White/Gold	82	Grass	L, 20-34
Oklahoma	Lawrence, K.J. Smith, T. Williams	BU	KO	Smith to Nicholson, 0 yds	TD	5:42 p.m.	3:54	Black/Black/Black	93	Turf	L, 41-49
at Kansas State	Arnold, Mims, Tecklenburg, Young	BU	KO	Smith to Stricklin, 8 yds	TD	2:35 p.m.	3:24	White/White/White	80	Turf	L, 20-33
at Oklahoma State											
West Virginia											
Texas											
at Kansas											
vs. Texas Tech											
Iowa State											
at TCU											

BAYLOR FOOTBALL 2017

OVERALL: 0-5 (HOME 0-3, ROAD 0-2, NEUTRAL 0-0) | BIG 12 CONFERENCE: 0-2 (HOME 0-1, ROAD 0-1, NEUTRAL 0-0)

BAYLOR SUPERLATIVES

INDIVIDUAL		
Rushes	18	Lovett, John vs UTSA (Sep 09, 2017)
Yards Rushing	97	Solomon, Anu vs Liberty (Sep 02, 2017)
TD Rushes	2	Lovett, John vs Liberty (Sep 02, 2017)
Long Rush	74	Lovett, John at Kansas State (Sep 30, 2017)
Pass attempts	50	Smith, Zach vs Oklahoma (Sep 23, 2017)
Pass completions	33	Smith, Zach vs Oklahoma (Sep 23, 2017)
Yards Passing	463	Smith, Zach vs Oklahoma (Sep 23, 2017)
TD Passes	4	Smith, Zach vs Oklahoma (Sep 23, 2017)
Long Pass	79	Smith, Zach at Duke (Sep 16, 2017)
Receptions	11	Mims, Denzel vs Oklahoma (Sep 23, 2017)
Yards Receiving	192	Mims, Denzel vs Oklahoma (Sep 23, 2017)
TD Receptions	3	Mims, Denzel vs Oklahoma (Sep 23, 2017)
Long Reception	79	Platt, Chris at Duke (Sep 16, 2017)
Field Goals	4	Martin, Connor vs Oklahoma (Sep 23, 2017)
Long Field Goal	46	Martin, Connor vs Oklahoma (Sep 23, 2017)
Punts	7	Galitz, Drew at Duke (Sep 16, 2017)
Punting Avg	51.4	Galitz, Drew at Duke (Sep 16, 2017)
Long Punt	70	Galitz, Drew at Duke (Sep 16, 2017)
Punts inside 20	3	Galitz, Drew at Duke (Sep 16, 2017)
Long Punt Return	42	Nicholson, Tony vs Oklahoma (Sep 23, 2017)
Long Kickoff Return	29	Dixon, Dru vs Liberty (Sep 02, 2017)
Tackles	13	Johnston, Clay at Duke (Sep 16, 2017)
Sacks	2.0	Nance, Brian at Duke (Sep 16, 2017) Young, Taylor vs Oklahoma (Sep 23, 2017)
Tackles For Loss	3.0	Johnston, Clay at Duke (Sep 16, 2017)
Interceptions	1	Black, Henry at Duke (Sep 16, 2017)

TEAM		
Rushes	35	vs Oklahoma (Sep 23, 2017)
Yards Rushing	254	vs Liberty (Sep 02, 2017)
Yards Per Rush	7.5	vs Liberty (Sep 02, 2017)
TD Rushes	3	vs Liberty (Sep 02, 2017)
Pass attempts	50	vs Oklahoma (Sep 23, 2017)
Pass completions	33	vs Oklahoma (Sep 23, 2017)
Yards Passing	463	vs Oklahoma (Sep 23, 2017)
Yards Per Pass	9.3	vs Liberty (Sep 02, 2017)
TD Passes	4	vs Oklahoma (Sep 23, 2017)
Total Plays	85	vs Oklahoma (Sep 23, 2017)
Total Offense	532	vs Liberty (Sep 02, 2017)
Yards Per Play	8.3	vs Liberty (Sep 02, 2017)
Points	45	vs Liberty (Sep 02, 2017)
Sacks By	5	at Duke (Sep 16, 2017)
First Downs	22	vs Liberty (Sep 02, 2017) vs Oklahoma (Sep 23, 2017)
Penalties	11	at Duke (Sep 16, 2017)
Penalty Yards	100	at Duke (Sep 16, 2017)
Turnovers	4	at Duke (Sep 16, 2017)
Interceptions By	1	at Duke (Sep 16, 2017)
Punts	7	at Duke (Sep 16, 2017)
Punting Avg	51.4	at Duke (Sep 16, 2017)
Long Punt	70	at Duke (Sep 16, 2017)
Punts inside 20	3	at Duke (Sep 16, 2017)
Long Punt Return	42	vs Oklahoma (Sep 23, 2017)

OPPONENT SUPERLATIVES

INDIVIDUAL		
Rushes	28	Mosley, C., vs Liberty (Sep 02, 2017)
Yards Rushing	176	Wilson, S., at Duke (Sep 16, 2017)
TD Rushes	2	Wilson, S., at Duke (Sep 16, 2017) Sermon, Trey, vs Oklahoma (Sep 23, 2017)
Long Rush	99	Adams, Abdul, vs Oklahoma (Sep 23, 2017)
Pass attempts	60	Calvert, S., vs Liberty (Sep 02, 2017)
Pass completions	44	Calvert, S., vs Liberty (Sep 02, 2017)
Yards Passing	447	Calvert, S., vs Liberty (Sep 02, 2017)
TD Passes	3	Calvert, S., vs Liberty (Sep 02, 2017) Mayfield, Baker, vs Oklahoma (Sep 23, 2017)
Long Pass	52	Mayfield, Baker, vs Oklahoma (Sep 23, 2017)
Receptions	13	Gandy-Golden, A., vs Liberty (Sep 02, 2017)
Yards Receiving	192	Gandy-Golden, A., vs Liberty (Sep 02, 2017)
TD Receptions	2	Gandy-Golden, A., vs Liberty (Sep 02, 2017)
Long Reception	52	Flowers, D., vs Oklahoma (Sep 23, 2017)
Field Goals	4	Probert, A., vs Liberty (Sep 02, 2017) McCrane, M., at Kansas State (Sep 30, 2017)
Long Field Goal	49	McCrane, M., at Kansas State (Sep 30, 2017)
Punts	7	Parker, A., at Duke (Sep 16, 2017)
Punting Avg	48.3	Walsh, Nick, at Kansas State (Sep 30, 2017)
Long Punt	58	Walsh, Nick, at Kansas State (Sep 30, 2017)
Punts inside 20	3	Routsas, vs UTSA (Sep 09, 2017)
Long Punt Return	34	Pringle, Byron, at Kansas State (Sep 30, 2017)
Long Kickoff Return	70	Badet, Jeff, vs Oklahoma (Sep 23, 2017)
Tackles	12	Giles-Harris, J., at Duke (Sep 16, 2017)
Sacks	2.0	Geary, Will, at Kansas State (Sep 30, 2017)
Tackles For Loss	3.0	Geary, Will, at Kansas State (Sep 30, 2017)
Interceptions	1	seven players

TEAM		
Rushes	51	at Duke (Sep 16, 2017)
Yards Rushing	342	vs Oklahoma (Sep 23, 2017)
Yards Per Rush	8.6	vs Oklahoma (Sep 23, 2017)
TD Rushes	4	vs Oklahoma (Sep 23, 2017)
Pass attempts	60	vs Liberty (Sep 02, 2017)
Pass completions	44	vs Liberty (Sep 02, 2017)
Yards Passing	447	vs Liberty (Sep 02, 2017)
Yards Per Pass	14.9	vs Oklahoma (Sep 23, 2017)
TD Passes	3	vs Liberty (Sep 02, 2017); vs Oklahoma (Sep 23, 2017)
Total Plays	103	vs Liberty (Sep 02, 2017)
Total Offense	625	vs Oklahoma (Sep 23, 2017)
Yards Per Play	10.6	vs Oklahoma (Sep 23, 2017)
Points	49	vs Oklahoma (Sep 23, 2017)
Sacks By	4	vs UTSA (Sep 09, 2017)
First Downs	31	vs Liberty (Sep 02, 2017)
Penalties	10	vs UTSA (Sep 09, 2017); vs Oklahoma (Sep 23, 2017)
Penalty Yards	105	vs Oklahoma (Sep 23, 2017)
Turnovers	2	at Duke (Sep 16, 2017)
Interceptions By	3	at Duke (Sep 16, 2017)
Punts	8	at Duke (Sep 16, 2017)
Punting Avg	48.3	at Kansas State (Sep 30, 2017)
Long Punt	58	at Kansas State (Sep 30, 2017)
Punts inside 20	3	vs UTSA (Sep 09, 2017)
Long Punt Return	34	at Kansas State (Sep 30, 2017)

RED ZONE

OPPONENT	SCORE	TIMES IN			RUSH TDS	PASS		FAILED TO SCORE INSIDE 20							
		SCORE	RED ZONE	SCORES		POINTS	TDS	TDS	FGS	FGA	DOWN	INT	FUM	HALF	GAME
Liberty	45-48	3	3	21	3	2	1	0	0	0	0	0	0	0	0
UTSA	10-17	3	2	10	1	0	1	1	1	1	0	0	0	0	0
at Duke	20-34	0	0	0	0	0	0	0	0	0	0	0	0	0	0
Oklahoma	41-49	5	4	20	2	0	2	2	3	0	0	0	0	0	0
at Kansas State	20-33	3	2	6	0	0	0	2	3	0	0	0	0	0	0
at Oklahoma State															
West Virginia															
Texas															
at Kansas															
vs. Texas Tech															
Iowa State															
at TCU															
Totals		14	11	57	6	2	4	5	7	1	0	0	0	0	0
Opponents		19	17	83	8	5	3	9	10	0	1	0	0	0	0

SEASON PCT. (OVERALL): 11 of 14 (78.6%) SEASON PCT. (TDS): 6 of 14 (42.9%)
 SEASON PCT. (NO SCORE): 3 of 14 (21.4%) SEASON PCT. (FGS): 5 of 14 (35.7%)

BAYLOR TRAVEL ROSTER VS. OKLAHOMA STATE

ALPHABETICAL ROSTER

NO.	PLAYER, POS.
75	Eleasah Anderson, OL
4	Grayland Arnold, CB
16	Jared Atkinson, WR
26	Terrel Bernard, LB
28	Henry Black, S
72	Blake Blackmar, OL
47	Kyle Boyd, FB
12	Charlie Brewer, QB
87	Jayson Clements, TE
37	Timarcus Davis, CB
25	Trestan Ebner, RB
85	Jordan Feuerbacher, TE
12	Davion Hall, S
31	Harrison Hand, CB
33	JaMycal Hasty, RB
16	Preston Heard, QB
18	Gavin Holmes, WR
11	Jameson Houston, CB
90	Tyrone Hunt, DT
43	Jamie Jacobs, DE
80	Tyler Jaynes, WR
92	Micheal Johnson, DT
44	Clay Johnston, LB
32	Lenoy Jones Jr., LB
34	Marques Jones, CB
88	Quan Jones, WR
53	Chad Kelly, LB
41	Clint Kelly, LS
29	Jarrold Koym, S
77	Patrick Lawrence, OL
9	Ira Lewis, DT
7	John Lovett, RB
51	Chris Lutzel, LS
21	Blake Lynch, WR/CB
93	James Lynch, DT
69	Josh Malin, OL
96	Connor Martin, PK/P
46	Ross Maticcik, LS
42	Jairon McVea, S
3	Chris Miller, S
64	Ryan Miller, OL
15	Denzel Mims, WR
91	Andrew Morris, DE
5	Brian Nance, DE
55	Xavier Newman, OL
13	Tony Nicholson, WR
15	Eric Ogor, LB
23	Obim Okeke, RB
24	Jalen Pitre, LB
76	Mo Porter, OL
20	Rajah Preciado, S
52	Greg Roberts, DE
99	Bravvion Roy, DT
63	Daniel Russell, OL
86	Rob Saulin, TE
30	Wyatt Schrepfer, RB
2	Taion Sells, S
56	Tyrae Simmons, OL
8	Zach Smith, QB
19	R.J. Sneed, WR
17	Pooh Stricklin, WR
52	Sam Tecklenburg, OL
48	BJ Thompson, DE
27	Verkedric Vaughns, S
24	Ishmail Wainright, TE
18	Chance Waz, S
95	Peter Webster, K
6	Trevor White, WR
40	Deonte Williams, DE
38	Jordan Williams, LB
22	Terence Williams, RB
1	Taylor Young, LB

NUMERICAL ROSTER

No.	Name	Pos.	Ht.	Wt.	Yr.	Exp.	Hometown (Previous)
1	Taylor Young	LB	5-9	225	Sr.	3L	DeSoto, Texas (DeSoto HS)
2	Taion Sells	S	5-8	185	Sr.	3L	Irving, Texas (MacArthur HS)
3	Chris Miller	S	6-0	185	So.	1L	Frisco, Texas (Lone Star HS)
4	Grayland Arnold	CB	5-9	190	So.	1L	Kountze, Texas (Kountze HS)
5	Brian Nance	DE	6-3	250	Sr.	2L	Euless, Texas (Euless Trinity HS / Hargrave Military Academy)
6	Trevor White	WR	5-7	165	Jr.	1L	Arlington, Texas (Martin HS)
7	John Lovett	RB	6-2	195	Fr.	HS	Burlington, N.J. (Cherokee HS)
8	Zach Smith	QB	6-3	225	So.	1L	Grandview, Texas (Grandview HS)
9	Ira Lewis	DT	6-3	290	Jr.	2L	Houston, Texas (Lamar HS)
11	Jameson Houston	CB	5-11	190	So.	1L	Austin, Texas (St. Michael's Academy)
12	Charlie Brewer	QB	6-1	190	Fr.	HS	Austin, Texas (Lake Travis HS)
12	Davion Hall	S	6-1	210	Sr.	3L	Texarkana, Texas (Liberty-Eylau HS)
13	Tony Nicholson	WR	5-10	185	So.	1L	Grand Prairie, Texas (South Grand Prairie HS)
15	Denzel Mims	WR	6-3	197	So.	1L	Daingerfield, Texas (Daingerfield HS)
15	Eric Ogor	LB	5-10	205	So.	SQ	Richmond, Texas (Foster HS)
16	Jared Atkinson	WR	6-3	210	So.	1L	Mesquite, Texas (Horn HS)
16	Preston Heard	QB	6-0	195	So.	1L	Bellaire, Texas (Episcopal HS)
17	Pooh Stricklin	WR	6-2	185	So.	1L	Waco, Texas (Midway HS)
18	Gavin Holmes	WR	5-11	195	Fr.	HS	Justin, Texas (Northwest HS)
18	Chance Waz	S	5-11	180	Sr.	3L	Pflugerville, Texas (Hendrickson HS)
19	R.J. Sneed	WR	6-2	190	Fr.	HS	Cypress, Texas (Cypress Ranch HS)
20	Rajah Preciado	S	5-10	185	So.	1L	College Station, Texas (College Station HS)
21	Blake Lynch	CB/WR	6-3	205	So.	1L	Gilmer, Texas (Gilmer HS)
22	Terence Williams	RB	6-2	222	Jr.	2L	Ennis, Texas (Ennis HS)
23	Obim Okeke	RB	6-0	225	So.	SQ	Las Vegas, Nev. (Bishop Gorman HS)
24	Jalen Pitre	LB	6-0	200	Fr.	HS	Stafford, Texas (Stafford HS)
24	Ishmail Wainright	TE	6-5	260	Sr.	HS	Kansas City, Mo. (Montrose Christian [Md.]
25	Trestan Ebner	RB	6-0	205	Fr.	HS	Henderson, Texas (Henderson HS)
26	Terrel Bernard	LB	6-1	210	Fr.	HS	La Porte, Texas (La Porte HS)
27	Verkedric Vaughns	S	5-9	190	Jr.	2L	Mesquite, Texas (Poteet HS)
28	Henry Black	S	6-0	200	So.	1L	Shreveport, La. (Woodlawn HS)
29	Jarrold Koym	S	5-11	200	Jr.	SQ	Odessa, Texas (Midland Christian HS)
30	Wyatt Schrepfer	RB	5-10	196	Jr.	1L	Trinidad, Colo. (Hoehne HS / Colorado School of Mines)
31	Harrison Hand	CB	6-0	190	Fr.	HS	Cherry Hill, N.J. (Cherry Hill West HS)
32	Lenoy Jones Jr.	LB	5-11	220	So.	1L	Waco, Texas (Midway HS)
33	JaMycal Hasty	RB	5-8	200	So.	1L	Longview, Texas (Longview HS)
34	Marques Jones	CB	6-2	200	So.	SQ	McKinney, Texas (McKinney HS)
37	Timarcus Davis	CB	5-11	175	Fr.	HS	College Station, Texas (College Station HS)
38	Jordan Williams	LB	5-11	220	So.	1L	Paris, Texas (Paris HS)
40	Deonte Williams	DE	6-1	225	RFr.	SQ	Plano, Texas (Prestonwood Christian Academy)
41	Clint Kelly	LS	6-1	230	Jr.	SQ	Grapevine, Texas (Grapevine HS)
42	Jairon McVea	S	5-11	175	RFr.	RS	Richmond, Texas (George Ranch HS)
43	Jamie Jacobs	DE	6-3	240	Jr.	2L	Waco, Texas (Midway HS)
44	Clay Johnston	LB	6-1	220	So.	1L	Abilene, Texas (Wylie HS)
46	Ross Maticcik	LS	6-0	230	So.	1L	McKinney, Texas (McKinney Boyd HS)
47	Kyle Boyd	FB	6-2	238	So.	1L	Mesquite, Texas (Horn HS)
48	BJ Thompson	DE	6-6	220	Fr.	HS	England, Ark. (England HS)
51	Chris Lutzel	LS	5-9	205	So.	1L	Huntersville, N.C. (Southlake Christian Academy)
52	Greg Roberts	DE	6-5	260	Jr.	2L	Nacogdoches, Texas (Nacogdoches HS)
52	Sam Tecklenburg	OL	6-3	295	So.	1L	Plano, Texas (Plano HS)
53	Chad Kelly	LB	6-1	220	RFr.	RS	Grapevine, Texas (Faith Christian School)
55	Xavier Newman	OL	6-3	300	Fr.	HS	Desoto, Texas (Desoto HS)
56	Tyrae Simmons	OL	6-4	297	Sr.	1L	Ridgeland, S.C. (Ridgeland-Hardeeville HS / College of the Sequoias)
63	Daniel Russell	OL	6-1	310	Sr.	SQ	Garland, Texas (Garland HS / Blinn College)
64	Ryan Miller	OL	6-2	295	Fr.	HS	Southlake, Texas (Carroll HS)
69	Josh Malin	OL	6-5	285	Jr.	1L	Cibolo, Texas (Steele HS)
72	Blake Blackmar	OL	6-5	332	Jr.	2L	Houston, Texas (Clear Lake HS)
75	Eleasah Anderson	OL	6-4	300	Fr.	HS	Houston, Texas (Taylor HS)
76	Mo Porter	OL	6-6	310	Sr.	1L	Missouri City, Texas (Marshall HS / Navarro College)
77	Patrick Lawrence	OL	6-5	300	Jr.	2L	Waxahachie, Texas (Waxahachie HS)
80	Tyler Jaynes	WR	6-2	210	Sr.	2L	Gatesville, Texas (Gatesville HS)
85	Jordan Feuerbacher	TE	6-4	271	Sr.	3L	Kingwood, Texas (Kingwood Park HS)
86	Rob Saulin	TE	6-5	275	Fr.	HS	Pennsville, N.J. (Pennsville Memorial HS)
87	Jayson Clements	TE	6-3	227	Jr.	RS	Waco, Texas (Midway HS / Stephen F. Austin)
88	Quan Jones	WR	6-4	215	Sr.	3L	Wylie, Texas (East HS)
90	Tyrone Hunt	DT	6-4	285	So.	1L	Arp, Texas (Arp HS)
91	Andrew Morris	DE	6-2	235	Jr.	2L	Mesquite, Texas (John Horn HS)
92	Micheal Johnson	DT	6-1	280	So.	1L	Missouri City, Texas (Hightower HS)
93	James Lynch	DT	6-4	285	Fr.	HS	Round Rock, Texas (Round Rock HS)
95	Peter Webster	K	5-9	160	So.	SQ	Medina, Minn. (Minnehaha Academy)
96	Connor Martin	K/P	5-9	180	So.	1L	Frisco, Texas (Centennial HS)
99	Bravvion Roy	DT	6-1	320	So.	1L	Spring, Texas (Spring HS)