

BAYLOR

BAYLOR ATHLETICS COMMUNICATIONS: 1500 S. University Parks Drive | WACO, TX 76706 | BAYLORBears.COM | @BUFOOTBALL

2017 FOOTBALL GAME NOTES

GAME 5

NR/NR **BAYLOR** (0-4, 0-1 BIG 12) at RV/RV **KANSAS STATE** (2-1, 0-0 BIG 12)



Sept. 30, 2017 • 2:35 p.m. CT • TV: ESPN2 / WatchESPN • Radio: Baylor IMG Sports Network
Manhattan, Kansas • Bill Snyder Family Stadium (50,000)

MEDIA INFORMATION

TV: ESPN2 / WatchESPN app

Talent: Beth Mowins (pxp), Anthony Becht (analyst)
Rocky Boiman (sideline)

Radio: Baylor IMG Sports Network / ESPN Central Texas

Talent: John Morris (pxp), J.J. Joe (analyst),
Ricky Thompson (sideline)

Satellite Radio: Sirius 132/ XM 199/ Internet 953

Live Stats/In-Game Home: BaylorBears.com

Twitter: @BUFootball | #SicKSU

BAYLOR 0-4, 0-1 Big 12

Ranking NR — AP, NR — Coaches

Last Game Sept. 23, 2017

loss vs. #3 Oklahoma, 49-41

Head Coach Matt Rhule (Penn State, '97)

Career Record 28-27 (5th season)

Baylor Record 0-4 (1st season)

vs. K-State 0-0

KANSAS ST. 2-1, 0-0 Big 12

Ranking RV — AP, RV — Coaches

Last Game Sept. 16, 2017

loss at Vanderbilt, 14-7

Head Coach Bill Snyder (William Jewell, '63)

Career Record 204-106-1 (26th season)

K-State Record 204-106-1 (26th season)

vs. Baylor 6-5

Baylor Coaching Staff

On the Field

Matt Rhule Head Coach
Phil Snow Defensive Coordinator
Jeff Nixon Co-Offensive Coord./Running Backs
Fran Brown Assoc. HC/Cornerbacks
George DeLeone Offensive Line
Joey McGuire Tight Ends
Elijah Robinson Defensive Line

In the Press Box

Glenn Thomas Co-Offensive Coord./Quarterbacks
Bob Bicknell Wide Receivers
Mike Siravo Linebackers

Baylor Athletic Communications

TAYLOR BRYAN Primary Contact
254-709-4411 • 254-710-3538 • Taylor_Bryan@baylor.edu

ZACH PETERS Secondary Contact
254-710-3784 • 254-749-0712 • Zach_Peters@baylor.edu

STORY LINES

- Baylor heads to Manhattan, Kansas to face K-State in the Big 12 road opener. The Bears had a four-game winning streak in the series snapped last season with a 42-21 defeat by Kansas State in Waco.
- The Baylor defense has allowed only five touchdowns (38.5%/18th FBS) in 13 redzone trips.
- Thirteen of Baylor's 14 touchdown scoring drives and 16 of 20 scoring drives on the season have lasted 2:30 or less. The Bears are averaging 1:43 per scoring drive in 2017.
- Baylor leads the Big 12 in both tackles for loss (32.0, 14th NCAA) and sacks (11.0, 23rd NCAA).
- Underclassmen account for 62% (186 of 298) of Baylor's tackles through four games.
- Manning Star of the Week honoree **Zach Smith** has thrown for 200+ yards & at least 2 TDs in all 6 career starts. He was also named to the Davey O'Brien Great 8 after setting a career high with 463 yards & 4 TDs.
- The Bears' 21 first-time starters, including eight freshmen, thus far in 2017 are the most in FBS.
- BU recorded four touchdown passes against OU, the first four allowed by the Sooners in 2017.
- Big 12 Special Teams POTW **Connor Martin** tied the Baylor record with 4 FGs (32, 41, 46, 36) against OU.
- **Clay Johnston** ranks second in the Big 12 and sixth nationally with 7.5 tackles for loss.
- Baylor has had 15 true freshmen appear in a game in 2017, the eighth-largest total nationally.
- Freshmen & sophomores are responsible for 67.1% (1204 of 1794) of Baylor's all-purpose yards.
- **Chris Platt** leads the Baylor receiving corps with a reception in 10 straight games and 16 of the last 17 contests. He is the only player in the country with four receptions of 50+ yards.
- Baylor is playing its 116th season of football and first under **Matt Rhule**, who completed a successful four-year term at Temple from 2013-16. Baylor holds a 588-561-44 (.511) record all-time.
- **Blake Lynch** leads the Big 12 with four passes broken up through four games.
- The Bears have scored in a school-record 129 straight games since Sept. 1, 2007 at TCU.
- **Denzel Mims** (406 yards) & Platt (401 yards) rank fourth and fifth in the Big 12 in receiving yards.
- Thirty-eight of Baylor's possible 88 starters through four games were freshmen or sophomores including 13-of-22 (seven offense, six defense) against Oklahoma.
- Punter **Drew Galitz** leads the Big 12 with an average of 45.2 yards per punt with six of 50+ yards. BU ranks first in Big 12 and second nationally in net punting (45.76).
- Baylor's four opponents from the first four weeks of 2017 currently hold a 14-1 record.

2017 SCHEDULE

	Sept. 2 LIBERTY vs. BAYLOR	FS2	L, 48-45
Freshman John Lovett rushes for 89 yards and two touchdowns in first collegiate action.			
	Sept. 9 UTSA vs. BAYLOR	FSN	L, 17-10
Clay Johnston with career-high 10 tackles and Xavier Jones has 1.5 sacks in narrow loss.			
	Sept. 16 Baylor at Duke	ACC RSN	L, 34-20
Chris Platt finishes with 148 receiving yards and two touchdowns (73 and 79 yards) in road setback.			
	Sept. 23 #3 OKLAHOMA vs. BAYLOR	FS1	L, 49-41
Zach Smith career-best 463 yards and four touchdowns; Denzel Mims 192 yards and three touchdowns.			
	Sept. 30 Baylor at Kansas State	ESPN2	2:30 p.m. CT
Manhattan, Kansas / Bill Snyder Family Football Stadium (50,000) / Kansas St. leads 8-6			
	Oct. 14 Baylor at Oklahoma State	TBA	TBA
Stillwater, Okla. / Boone Pickens Stadium (56,790) / Oklahoma St. leads 19-16			
	Oct. 21 WEST VIRGINIA vs. BAYLOR (Homecoming)	TBA	TBA
Waco, Texas / McLane Stadium (45,140) / WVU leads 3-2			
	Oct. 28 TEXAS vs. BAYLOR	TBA	TBA
Waco, Texas / McLane Stadium (45,140) / Texas leads 76-26-4			
	Nov. 4 Baylor at Kansas	TBA	TBA
Waco, Texas / Memorial Stadium (50,071) / Baylor leads 12-4			
	Nov. 11 Texas Tech vs. Baylor (TFBI Shootout)	TBA	TBA
Arlington, Texas / AT&T Stadium (80,000) / Series tied 37-37-1			
	Nov. 18 IOWA STATE vs. BAYLOR	TBA	TBA
Waco, Texas / McLane Stadium (45,140) / Baylor leads 9-6			
	Nov. 24 Baylor at TCU	FS1	11 a.m. CT
Ft. Worth, Texas / Amon G. Carter Stadium (45,000) / TCU leads 53-52-7			



MATT RHULE

HEAD COACH, FIRST SEASON

THE RHULE FILE

PERSONAL

Born: January 31, 1975

Family: wife Julie; son Bryant; daughters Vivienne and Leona

EDUCATION

Penn State (1997, B.A. in Political Science)

Buffalo (2003, M.A. in Educational Psychology)

PLAYING EXPERIENCE

Penn State, 1994-97 (linebacker, Academic All-Big Ten ('97))

COACHING EXPERIENCE

1998	Albright College, linebackers
1999	Buffalo, assistant defensive line
2000	Buffalo, defensive line
2001	UCLA, assistant defensive line
2002	Western Carolina, linebackers / special teams
2003-04	Western Carolina, asst. HC / LB / special teams
2005	Western Carolina, asst. HC / OL / ST / RGC
2006	Temple, defensive line
2007	Temple, quarterbacks / recruiting coord.
2008-10	Temple, offensive coord. / quarterbacks
2011	Temple, asst. OC / TE / recruiting coord.
2012	New York Giants, assistant offensive line
2013-16	Temple, head coach
2017-current	Baylor, head coach

THE RHULE WORKSHEET

YEAR	SCHOOL	OVERALL RECORD	CONFERENCE RECORD, FINISH
2013	Temple	2-10	1-7, t-9th (AAC)
2014	Temple	6-6	4-4, 6th (AAC)
2015	Temple	10-4	7-1, 1st (AAC East)
2016	Temple	10-3	7-1, 1st (AAC East)
2017	Baylor	0-4	0-1
TOTALS	5 seasons	28-27	19-14
	BU 1 season	0-4	0-1
	TU 4 seasons	28-23	19-13

MORE STORY LINES

- The Baylor offense leads all of FBS with five passes of 60- and 70-plus yards.
- With **Kyle Fuller's** selection by Houston in 2017, Baylor has had at least one NFL draft pick for nine straight years. The Bears have had 25 players selected since 2011, including eight offensive linemen in the last nine years.
- The Bears capped the 2016 season with a Cactus Bowl win in their program-record seventh straight bowl appearance. BU had a program record 7+ wins in a season for the 7th straight year in 2016.
- Baylor has had seven consecutive seasons with a 1,000 yard rusher including junior **Terence Williams** (1,048 yds) who is back for 2017 as one of four returning 1K rushers in the Big 12.
- Just two months on the job, Rhule and his staff signed 27 players in February, a class that ranked 3rd in the Big 12. The Bears signed 20 players from the state of Texas, tops in the Big 12.

UP NEXT

Following a bye on October 7, Baylor hits the road to face another highly-ranked opponent when it squares off with No. 15 Oklahoma State October 14 at Boone Pickens Stadium in Stillwater, Okla. The Bears own victories in consecutive seasons over OSU and have won three of the last four. BU's consecutive wins over the Cowboys is a first in the series history since winning nine in a row from 1915-42. Television coverage of the contest will be announced October 2.

KANSAS STATE SERIES HISTORY

The Bears trail the all-time series with K-State 6-8, including a 2-4 mark in Manhattan. Baylor fell to the Wildcats 42-21 at McLane Stadium in 2016. Prior to that game, the Bears had won four-straight games and 6-of-8 against KSU. Last season against KSU, Baylor's **Zach Smith** made his first career start and staked the Bears to a 14-7 halftime lead before being out-scored 35-7 in the second half. The Wildcats have not won consecutive games in the series since taking the first five meetings between 1959 and 2003. Legendary Kansas State coach Bill Snyder is 6-5 against Baylor.

BAYLOR FRESHMAN FACTS

- Baylor has played 15 true freshman over the first four weeks, a total that ranks seventh nationally.
- BU has started eight true freshmen at least once over the first three weeks of 2017, second most in FBS. Those first-year players include C **Ryan Miller**, RB **John Lovett**, TE **Rob Saulin**, DE **BJ Thompson**, LB **Jalen Pitre**, CB **Harrison Hand**, OL **Xavier Newman** and WR **RJ Sneed**.
- The Bears have also started a pair of redshirt freshmen thus far in FS **Jairon McVea** and DE **Deonte Williams**.
- So far in 2017, BU has had 21 players make their first-ever collegiate starts and 21 players make first BU appearance.
- True freshman CB **Harrison Hand** has started all four games in 2017. LB **Jalen Pitre** has started three times and C **Ryan Miller** has started twice.
- Baylor opened the 2017 season with four true or redshirt freshmen in the starting lineup (OL **Ryan Miller**, CB **Harrison Hand**, LB **Jalen Pitre** and S **Jairon McVea**).
- The Bears had 16 players make their first appearance in a BU uniform, including 13 true or redshirt freshmen, in the opener.
- Ten players made their first-ever start for Baylor in the opening week game. Additionally, two transfers **Anu Solomon** and **Jayson Clements** had their first Baylor action after playing time at their previous schools.
- Baylor's 11 true freshman that played in the opener ranked sixth nationally and its three true freshman starters in the first game was behind only LSU's four.
- Twenty-two different freshmen or sophomores have started a game for Baylor through three games in 2017.


THIRD DOWN TURNAROUND

- After struggling on first down against Liberty and allowing the Flames to convert on 15-of-24 third downs, the Baylor defense has turned the stat around over the last three games and particularly since halftime against UTSA. **Baylor's mark of 23.5 percent over the last 10 quarters would rank sixth nationally.**
- In addition to the defensive improvement on third down, the Baylor offense took a step forward against Oklahoma completing 9-of-21 (42.8%) third down attempts after being successful on only 7-of-35 (20%) tries entering the game.
- Against FBS opponents, Baylor's third down defense mark of 34.09% ranks third in the Big 12.
- The improvement on third down has allowed the Baylor defense to hold its last three opponents to an average of 207.3 passing yards per game (3rd, Big 12) after giving up 447 yards through the air to Liberty in the opener.


	FIRST 6 QUARTERS OF 2017	SINCE HALFTIME VS. UTSA
3RD DOWN CONVERSIONS	22	8
3RD DOWN ATTEMPTS	34	34
PERCENTAGE	64.7	23.5

TOUGHNESS REWARDED

In 2017, head coach Matt Rhule began a new tradition at Baylor of rewarding the nine toughest players on the BU roster with single-digit jerseys. The jersey numbers are awarded to the student-athletes deemed by their teammates to be the toughest members of the team. Rhule began the tradition of honoring toughness with single digits during his time at Temple.




#1
Taylor Young
Senior




#2
Taion Sells
Senior




#3
Chris Miller
Sophomore



#4
Grayland Arnold
Sophomore



#5
Brian Nance
Senior



#6
Trevor White
Junior



#7
John Lovett
Freshman

#8



#9
Ira Lewis
Junior

ZACH SMITH SETTLING IN AT QB

- Making his second start of the season and sixth of his career, **Zach Smith** threw for a career-best 463 yards and four touchdowns (no INT) against OU. He has now thrown for at least 200 yards and two touchdowns in all six of his career starts.
- Smith had two passes of 70+ yards against the Sooners to move into the FBS lead with four on the season.
- The sophomore's four touchdowns against OU were the first passing touchdowns the Sooners had allowed in 2017
- The performance against Oklahoma was Smith's third career 300-yard passing game. It was the fourth-best single-game passing output by a Baylor quarterback and the 19th 400-yard game all-time at Baylor.
- His 463 yards were the most for a BU QB since **Bryce Petty** threw for 550 yards vs. Michigan St. in the 2015 Cotton Bowl.
- He finished with a career-best 33 completions, tying **Shawn Bell** and **Robert Griffin III** for 4th-most completions in a game.
- The Grandview, Texas native ranks fifth in the nation in yards per completion (16.13).

UNDERCLASS EXPLOSION

- Baylor has turned to its young players to provide key production through the season's first four games.
- Thirty-seven of Baylor's possible 88 starters through four games were freshmen or sophomores including 12-of-22 (six offense, six defense) against Oklahoma.
- Twenty-two different underclassmen have started a game for the Bears through four weeks. LIST: *Offense* **Sam Tecklenburg**, **Ryan Miller**, **Rob Saulin**, **Denzel Mims**, **Zach Smith**, **JaMycal Hasty**, **John Lovett**, **Tony Nicholson**, **Kyle Boyd**, **Xavier Newman**, **RJ Sneed**
Defense **BJ Thompson**, **Brayvion Roy**, **Micheal Johnson**, **Deonte Williams**, **Jalen Pitre**, **Clay Johnston**, **Harrison Hand**, **Chris Miller**, **Henry Black**, **Jairon McVea**, **Blake Lynch**
- Underclassmen account for 62% (186 of 298) of Baylor's tackles through four games.
- Freshmen & sophomores are responsible for 67.1% (1204 of 1794) of Baylor's all-purpose yards.

BEARS PILING UP SACKS, TFL

- The Baylor defense led by sophomore linebacker **Clay Johnston** and junior defensive tackle **Ira Lewis** have piled up sacks and tackles for loss through three games.
- The Bears lead the Big 12 and rank 14th nationally in TFL with 32.0 for 122 yards (8.00 per game). Baylor also leads the Big 12 and ranks 23rd in FBS with 11.0 sacks (69 yards) on the season.
- Johnston is a big part as he ranks sixth nationally and second in the Big 12 with 7.5 TFL (24 yards). The sophomore is second in the Big 12 with 35 total tackles (25 solo). Lewis has added 4.5 TFL (8th, Big 12) and 2.5 sacks (3rd, Big 12).
- Five BU defenders have multiple sacks with four in the Big 12's top six: **Lewis** (2.5), **Eric Ogor** (2.0), **Brian Nance** (2.0) and **Taylor Young** (2.0). **Xavier Jones** has 1.5 sacks to rank 14th.
- BU totaled 12 TFL and 5 sacks at Duke, a first for the program vs. a P5 opponent since 12/27/12 vs. UCLA

EFFICIENCY ON OFFENSE FOR BEARS

- The Bears have had 16 scoring drives of 2:30 or less through the season's first four weeks, including 13-of-14 drives that resulted in a touchdown. The Bears are averaging 1:43 per scoring drive this season.
- Baylor has scored in less than a minute eight times and on the first or second play of a drive seven times.
- Five of Baylor's seven scoring drives against Liberty lasted two minutes or less including a 3-play, 75-yard drive that took only 22 seconds and a 1-play, 75-yard scoring drive that took only 11 seconds off the clock. Both of those drives included deep pass completions, a 49-yarder to **Pooh Stricklin** and a 75-yard scoring strike to **Chris Platt**.
- Baylor's only touchdown drive against UTSA was a first-play touchdown pass from Solomon to **Denzel Mims** and lasted only six seconds.
- Against Duke, Baylor scored three touchdowns on passes of 44 yards, 73 yards and 79 yards to cap drives that lasted 14, 42 and 48 seconds each.

DEPTH IN THE RECEIVING CORPS.

- A Baylor wide receiver has tallied at least three receptions in a game 12 times so far in 2017. **Chris Platt** (5th, 401 yards) and **Denzel Mims** (4th, 406 yards) both rank among Big 12's top 10 receivers.
- Platt has a pair of two-touchdown games and Mims has scored in all four games this season. Mims' streak is the longest for a BU wide out to open a season since **Corey Coleman** had a TD in first six games of 2015.
- Platt leads the Baylor receiving corps with a reception in 10 straight games and 16 of the last 17 contests. He currently ranks 25th on Baylor's all-time receiving list with 1,123 career yards.
- **Tony Nicholson** (7 rec., 74 yards) and **Pooh Stricklin** (6 rec., 85 yards) both had career days against Oklahoma.
- Baylor's 10 pass completions of 40+ yards are the most in the country.

KEY CONTRIBUTORS RETURN

- Baylor junior running back and 2016 1,000-yard rusher **Terence Williams** saw his first action of the 2017 season against Oklahoma following offseason shoulder surgery. Williams entered 2017 averaging 72.3 ypg over his career in Big 12 games where he received carries. He tallied 26 yards on 11 carries against OU.
- Senior safety **Taion Sells** also made his 2017 debut against the Sooners. He returned following a three-game suspension. Sells recorded six tackles (five solo) and forced a fumble while also tallying a pass breakup in his first game of 2017.

KICKER MARTIN TIES BU RECORD

- Sophomore place kicker Connor Martin had a career game against Oklahoma. The Frisco, Texas native tied the Baylor record with four field goals, a first for a BU place kicker since 2014.
- Converted a career long 41-yarder in the 3rd quarter and beat that mark with a 46-yard field goal later in the quarter.
- He is the first BU kicker with two field goals of 40 or more yards since Aaron Jones against Texas on Oct. 20, 2012.

RECORD BREAKDOWN

Current Streak	Lost 4
Current Home Streak	Lost 5
Current Away Streak	Lost 1
Last Win	31-12 vs. Boise St. (12/27/16)
Last Home Win	49-7 vs. Kansas (10/15/16)
Last Away Win	31-12 vs. Boise St. (12/27/16)
Last Loss	49-41 vs. #3 Oklahoma (9/23/17)
Last Home Loss	49-41 vs. #3 Oklahoma (9/23/17)
Last Away Loss	34-20 at Duke (9/16/17)

RHULE ERA

Home	0-3
Road	0-1
Neutral	0-0
Natural Grass	0-1
Artificial Turf	0-3
Day Games	0-2
Night Games	0-2
Televised Games	0-4
vs. AP Ranked Opponents	0-1
August	0-0
September	0-4
October	0-0
November	0-0
December	0-0
January	0-0
Leading at Halftime	0-0
Trailing at Halftime	0-2
Tied at Halftime	0-2
Scoring First	0-2
Opponent Scoring First	0-2
Score < 20 Points	0-1
Score 20+ Points	0-1
Score 30+ Points	0-0
Score 40+ Points	0-2
Opponent Scores < 20 Points	0-1
Opponent Scores 20+ Points	0-0
Opponent Scores 30+ Points	0-1
Opponent Scores 40+ Points	0-2
Gain < 20 First Downs	0-2
Gain 20+ First Downs	0-2
Opponent Gains < 20 First Downs	0-0
Opponent Gains 20+ First Downs	0-4
More Rushing Yards Than Opponent	0-1
Fewer Rushing Yards Than Opponent	0-3
Rush For < 100 Yards	0-2
Rush For 100+ Yards	0-2
Opponent Rushes For < 100 Yards	0-0
Opponent Rushes For 100+ Yards	0-4
More Passing Yards Than Opponent	0-2
Fewer Passing Yards Than Opponent	0-2
Pass For < 200 Yards	0-1
Pass For 200+ Yards	0-3
Opponent Passes For < 200 Yards	0-2
Opponent Passes For 200+ Yards	0-2
More Total Yards Than Opponent	0-0
Fewer Total Yards Than Opponent	0-4
Gain < 300 Total Yards	0-1
Gain 300+ Total Yards	0-3
Opponent Gains < 300 Total Yards	0-0
Opponent Gains 300+ Total Yards	0-4
Commit No Turnovers	0-0
Commit < 3 Turnovers	0-3
Commit 3 or + Turnovers	0-1
Force < 3 Turnovers	0-4
Force 3 or + Turnovers	0-0
Commit < 6 Penalties	0-0
Commit 6 or + Penalties	0-4
3rd Down % < 25	0-2
3rd Down % 25-49	0-2
3rd Down % 50+	0-0
Opponent 3rd Down % < 25	0-1
Opponent 3rd Down % 25-49	0-2
Opponent 3rd Down % 50+	0-1
Trail Time of Possession	0-3
Lead Time of Possession	0-1
Overtime Games	0-0

NAME	POS.	TEAM
Andrew Billings	DT	Cincinnati Bengals
Matt Bryant	K	Atlanta Falcons
Corey Coleman	WR	Cleveland Browns
Spencer Drango	OL	Cleveland Browns
Kyle Fuller	C	Houston Texans
Rico Gathers	TE	Dallas Cowboys
Demetri Goodson	CB	Green Bay Packers
Bryce Hager	LB	Los Angeles Rams
Xavien Howard	CB	Miami Dolphins
Bryce Petty	QB	New York Jets
Phil Taylor	DL	Washington Redskins
Jon Weeks	LS	Houston Texans
Terrance Williams	WR	Dallas Cowboys
Kendall Wright	WR	Chicago Bears

• Fourteen former Bears earned spots on NFL rosters for the 2017 season as of Sept. 3.

• Additionally, former Bear Orion Stewart is a member of Buffalo's practice squad.

• Baylor had 21 former lettermen with NFL teams during the preseason, representing 17 different NFL teams.

• Baylor has had 21 players selected in the first round including four players selected No. 2 overall with Robert Griffin III the most recent selection at No. 2 by the Washington Redskins in 2012.

• The Bears have had 126 players drafted overall since 1970 and 40 players compete in the Super Bowl including Atlanta Falcon Matt Bryant in Super Bowl LI.

BAYLOR FOOTBALL ON THE RADIO

Baylor football is aired live via the Baylor IMG Sports Network, including locally on flagship station ESPN Central Texas 1660 AM/99.1 ESPN Radio (KRZI) in Waco, worldwide on BaylorBears.com, Sirius XM Radio and on the TuneIn Radio App. All games are broadcast by the "Voice of the Bears" John Morris and former Baylor standouts J.J. Joe (analyst) and Ricky Thompson (sideline reporter). Morris is in his 31st year in the Baylor broadcast booth and 23rd as the signature voice of Baylor Athletics, while Thompson and Joe are in their 18th and 14th years, respectively.

BAYLOR MEDIA WEBSITE

An all-in-one-place media page is can be found at Baylor's website at: <http://www.BaylorBears.com/ot/bay-media.html>. Among the information available at the site are links and pdfs of statistics, game notes, quick facts and directions as well as photo/logo downloads and video FTP information.

BAYLORBears.COM

Baylor's official athletic web site can be found at www.BaylorBears.com. The comprehensive site, which includes releases, photos, biographical sketches, blogs and audio broadcasts, is part of the CBS College Sports network.

EXPERIENCED YOUNG MOVING UP LIST

Senior linebacker Taylor Young leads the team with 33 career starts, including six consecutive games dating back to 2016, and has played in 39 games in his career. During that time he has amassed 288 career combined tackles, a total that ranks ninth among active defenders. He also ranks third among active players with 193 solo tackles.

TOTAL TACKLES

1. Quin Blanding, Virginia	401
2. Josey Jewell, Iowa	345
3. Auggie Sanchez, USF	322
4. Donnie Miles, North Carolina	312
5. Micah Kiser, Virginia	311
6. Quentin Poling, Ohio	294
Skai Moore, South Carolina	294
8. Anddrwe Wingard, Wyoming	290
9. Taylor Young, Baylor	288

SOLO TACKLES

1. Quin Blanding, Virginia	220
2. Maurice McKnight, SJSU	202
3. Taylor Young, Baylor	193
4. Auggie Sanchez, USF	185
5. Armani Watts, Texas A&M	182
6. Kishawn McClain, North Texas	181

PLATT AND MIMS VS. THE NATION

- Baylor's receiving duo of junior **Chris Platt** and sophomore **Denzel Mims** are quickly establishing themselves as one of the top receiving tandems in the Big 12 and the nation. The duo is tied for the league lead with four receptions of 40+ yards.
- Platt and Mims are two of only three receivers in the Big 12 with five or more receiving touchdowns.
- Platt and Mims give Baylor the only duo in the country to each rank tied for first nationally with four receptions of 40 or more yards. **Platt leads all of FBS with four receptions of 70-plus yards.**
- Platt set a career high with 148 rec. yards at Duke. He has 10 career receiving touchdowns with five going for 70+ yards.
- Mims followed with a career-best 11 receptions for 192 yards and three touchdowns against No. 3 Oklahoma.

	PLATT	MIMS
Receptions	16 (10th B12)	18 (8th B12)
Yards	401 (15th NCAA/5th B12)	406 (14th NCAA/4th B12)
TDs	5 (5th NCAA/3rd B12)	6 (3rd NCAA/2nd B12)
Yards/Rec.	25.1 (12th NCAA/2nd B12)	22.6 (20th NCAA/5th B12)
Yards/Gm.	100.3 (19th NCAA/6th B12)	101.5 (20th NCAA/5th B12)
Rec. 40+ yds	4 (3rd NCAA/1st B12)	4 (3rd NCAA/1st B12)

SMITH MAKING FIFTH BIG 12 START

As Zach Smith preps for this week's trip to Kansas State, he will be making his fifth career Big 12. The sophomore quarterback made his first ever start against the Wildcats in 2016 and finished with three touchdown passes. Below are his stat lines from his three previous conference starts in 2016 as well as last week's OU game.

	C-A	TD	INT	YDS
Kansas St. (2016)	27-45	3	3	258
vs. Texas Tech (2016)	30-46	3	1	377
at West Virginia (2016)	15-31	2	2	244
Oklahoma (2017)	33-50	4	0	463
Four starts	105-172	12	6	1,342
	61.0%			335.5 ypg

KILLING THE CLOCK

When Matt Rhule coached teams grab a seven-point lead at any point during a game, they consistently convert it into a victory. With a seven-point lead at any point during a game, they are 27-10, have won six of eight and 24 of the last 29. In the fourth quarter with a seven-point lead, his teams are 27-1 and have won 26 straight. When holding a 10-point lead at any point, Rhule has won six straight. With a 14-point lead, he has won 23 straight. Up 17, Rhule has won 19 straight. When leading by 20 or more he has won 16 straight.

Lead	7	10	14	17	20+
Any Q	27-10	26-5	24-2	20-2	17-2
4Q	27-1	25-0	22-0	19-0	17-0

NFL EXPERIENCE ABOUNDS

Including head coach Matt Rhule's 2012 stint with the New York Giants, there are six total coaches on the Baylor staff with 38 years combined experience in the National Football League. That total ranks fourth in college football. Four of the five coaches on offense spent time in the NFL including co-offensive coordinators Jeff Nixon (10 years) and Glenn Thomas (seven years). Bob Bicknell has 10 years of experience with four different teams. Phil Snow was a Detroit assistant for four seasons. George DeLeone has spent six seasons in professional football over three stints. Rhule, DeLeone and Bicknell have all served as NFL offensive line coaches. **BU's 37 years of NFL coaching by its assistant coaches lead the country.**

RHULE TEAMS IN THE FOURTH QUARTER

In Matt Rhule's four seasons as head coach, he has sealed the deal when leading or tied entering the fourth quarter. Rhule-coached teams have won 25 straight games when leading or tied entering the fourth, and are 26-4 overall. All four losses came in his first season as head coach at Temple in 2013. When leading entering the fourth quarter, he has won 23 straight games and is 24-3 overall with all three losses coming in 2013 as well.

SHUTOUTS UNDER RHULE AND SNOW

Defenses coached by Phil Snow under head coach Matt Rhule have posted four shutouts, all since 2014. Those teams notched three shutouts in his last 12 games in Philadelphia including two in the final four, punctuated by a rare set of back-to-back shutouts on Nov. 4 at UCONN and Nov. 19 at Tulane in 2016. Rhule's teams have never been shutout on offense. All four shutouts are listed below.

Shutouts (2014 and 2016 at Temple)

Score	Opponent	Date
59-0	vs. Delaware State	Sept. 20, 2014
38-0	vs. Stony Brook	Sept. 10, 2016
21-0	at UCONN	Nov. 4, 2016
31-0	at Tulane	Nov. 19, 2016

RHULE'S PLAN TO WIN

In his four-plus seasons as a head coach, Matt Rhule's teams have had tremendous success when reaching specific benchmarks both offensively and defensively. Known for putting together strong defensive teams, Rhule's teams have had large amounts of success when hitting a few key offensive checkpoints.

Scoring First	22-10	150+ rushing yards	20-8
Scoring on First Drive	10-3	200+ rushing yards	13-4
Leading at Half	23-6	Scores 30+ points	20-4
		Scores 40+ points	7-3

CONSISTENT RUNNING GAME

Baylor's offense has churned out eight 1,000-yard rushers since 2010 - the second-best total in FBS. The Bears have had at least one player rush for 1,000 or more yards for a program-record seven consecutive seasons including junior Terence Williams' 1,048 yards in 2016. Williams was the 12th player in Baylor history to rush for more than 1,000 yards in a season. Baylor has rushed for a touchdown in 42 of its last 45 games and 73 of its last 78. *Below is the list of FBS teams with seven or more 1,000-yard rushers since 2010.*

Most 1,000-yard rushers since 2010 among FBS teams

Auburn	9
Baylor	8
Nevada	8
Wisconsin	8
San Diego St.	9
Boise State	7
Ohio State	7
Western Kentucky	7

MULTIPLE TURNOVERS EQUALS WINS

Matt Rhule defenses have forced two or more turnovers in 24 of 55 (44.4%) career games. His teams own a 17-7 record with two or more turnovers forced, have won 12 of the last 15, seven of the last nine and four of five when doing so. Rhule's teams are 7-0 when forcing four or more turnovers and 9-3 when creating three or more. His teams are 19-4 with a positive turnover margin.

BEARS RECORD STELLAR ACADEMIC SEMESTERS

In the first semester under head coach Matt Rhule, Baylor football produced its top academic semester in more than 10 years with a cumulative GPA of 2.87 during the spring of 2017. The Bears had 43 players named to the Big 12 Commissioner's Honor Roll, including three on the dean's list in Preston Heard, Marques Jones and Chad Kelly. Jones and Kelly both recorded perfect 4.0 GPAs. The Bears recorded a 3.11 GPA during the summer of 2017.

BAYLOR'S O-LINE PIPELINE

Baylor has a history of sending offensive linemen to the NFL over the past several years. The Bears have had eight linemen drafted in the last nine NFL Drafts including two first-rounders [list below]. Baylor offensive linemen won four straight Big 12 Offensive Linemen of Year honors from 2012-15 (2012-13 Cyril Richardson, 2014-15 Spencer Drango). The unit has also paved the way for a 1,000-yard rusher for seven consecutive seasons.

- 2009, T Jason Smith – 1st Rnd (#2), Rams
- 2010, C JD Walton – 3rd Rnd, Broncos
- 2011, T Danny Watkins – 1st Rnd (#23), Eagles
- 2012, C Phillip Blake – 4th Rnd, Broncos
- 2012, G Robert T. Griffin – 6th Rnd, Jets
- 2014, G Cyril Richardson – 5th Rnd, Bills
- 2016, T Spencer Drango – 5th Rnd, Browns
- 2017, C Kyle Fuller – 7th Rnd, Texans

TRACKING BAYLOR IN THE TOP 25

WEEK	W/L	AP	COACHES	CFP
PRESEASON	0-0	—	—	—
Sept. 5	0-1	—	—	—
Sept. 10	0-2	—	—	—
Sept. 17	0-3	—	—	—
Sept. 24	0-4	—	—	—

BAYLOR WHEN RANKED...

Baylor as a ranked team: 111-55-2

Ranked Baylor vs. ranked opponent: 23-29-1

Baylor vs. ranked opponents: 54-176-6

Baylor vs. No. 1-ranked opponents: 0-11-1

Baylor vs. Top 10 opponents: 18-91-2

2017 HONORS

Blake Blackmar, OL

Dave Campbell All-Texas Second Team

Jordan Feuerbacher, TE

Mackey Award Watch List

Lindy's Second-Team All-Big 12

Phil Steele Fourth-Team All-Big 12

Dave Campbell All-Texas Second Team

Drew Galitz, P

Ray Guy Award Punter of the Week (Sept. 18)

Phil Steele Fourth-Team All-Big 12

Ray Guy Award Watch List

Davion Hall, S

2018 Reese's Senior Bowl Watch List

JaMycal Hasty, RB

Athlon Fourth-Team All-Big 12

Blake Lynch, CB/WR

Athlon Fourth-Team All-Big 12 (WR)

Dave Campbell All-Texas Second Team (WR)

Connor Martin, PK

Big 12 Special Teams Player of the Week (Sept. 25)

Denzel Mims, WR

Biletnikoff Award Watch List

The Earl Campbell Tyler Rose Award HM (Sept. 25)

Tony Nicholson, PR (specialist)

Athlon Second-Team All-Big 12

Phil Steele First-Team All-Big 12

Mo Porter, OL

Phil Steele Fourth-Team All-Big 12

K.J. Smith, DE

2018 Reese's Senior Bowl Watch List

Bednarik Award Watch List

Nagurski Trophy Watch List

Lott IMPACT Trophy Watch List

Media First-Team All-Big 12

Athlon First-Team All-Big 12

Phil Steele First-Team All-Big 12

Lindy's First-Team All-Big 12

Dave Campbell All-Texas First Team

Waco Tribune-Herald Preseason All-Big 12

Lowe's Senior Class Award Watch List

**GAME 5 - AT KANSAS STATE
2017 HONORS CONTINUED**

Zach Smith, QB

Davey O'Brien Great 8 (Sept. 25)
Manning Award Star of the Week (Sept. 25)
The Earl Campbell Tyler Rose Award HM (Sept. 25)

Terence Williams, RB

Athlon Second-Team All-Big 12
Lindy's Second-Team All-Big 12
Phil Steele Third-Team All-Big 12
Dave Campbell All-Texas First Team

Ishmael Wilson, OL

Phil Steele Fourth-Team All-Big 12

Taylor Young, LB

Wuerffel Trophy Watch List
Athlon Second-Team All-Big 12
Phil Steele Second-Team All-Big 12
Lindy's Second-Team All-Big 12
Dave Campbell All-Texas Second Team
Waco Tribune-Herald Preseason All-Big 12

2017 BAYLOR FOOTBALL GAME NOTES

DEEP CONNECTIONS FOR RHULE AND NIXON

Baylor head coach Matt Rhule and co-offensive coordinator Jeff Nixon have a relationship that dates back more than 20 years. Rhule and Nixon were teammates at State College (Pa.) High School, then college teammates and roommates at Penn State from 1995-96. The two worked together in 2006 at Temple. Rhule hired Nixon, who has 10 years NFL experience, as his running backs coach and play caller in January 2017.

BAYLOR STAFF HAS TEXAS TIES

Despite Matt Rhule taking the reigns of the Baylor program with no experience in the state of Texas, he assembled a staff that includes eight coaches and support staffers that have spent time in the state. Tight ends coach Joey McGuire won three state titles in 14 seasons at Cedar Hill (Texas) High School. Assoc. AD for football relations David Wetzel, a BU letterman, was head coach at San Antonio Reagan from 2003-16 as part of a 25-year career. He also served as head of the Texas High School Football Coaches Association. Glenn Thomas is a native of Eastland, Texas and a Texas Tech graduate. Offensive analyst Shawn Bell played quarterback at Baylor and spent 10 years on the Texas high school sidelines. Associate director of player development Stephen Smith is a Dallas native that served as an assistant under McGuire for seven seasons. Additionally, three of Baylor's graduate assistant coaches are Texas natives.

SNOW BRINGS ONE OF NATION'S TOP DEFENSES

Following Matt Rhule to Baylor is defensive coordinator Phil Snow. A 38-year coaching veteran, Snow organized one of the top defenses in the country at Temple over the last four seasons. Since 2013, Snow's Temple unit ranked third nationally in red zone touchdown percentage (47.2 percent). Additionally, the Owls' defense allowed only 21.5 ppg in that stretch, the 10th lowest mark in Division I. Snow has served as a defensive coordinator for 26 seasons during his career at eight different stops.

BU FOOTBALL UNIFORM TRACKER

Baylor football enjoys a tremendous partnership with Nike that includes more than 120 jersey combinations. Below is a breakdown of each combination worn during the 2017 season.

DATE	OPPONENT	HELMET	JERSEY	PANTS
9/2	Liberty	Matte Green	Green	Green
9/9	UTSA	Matte Black	Green	Black
9/16	at Duke	Metallic Gold	White	Gold
9/23	Oklahoma	Matte Black	Black	Black
9/30	at Kansas St.			
10/14	at Oklahoma St.			
10/21	West Virginia			
10/28	Texas			
11/4	at Kansas			
11/11	vs. Texas Tech			
11/18	Iowa State			
11/24	at TCU			

INJURIES A FACTOR EARLY

Baylor has had 17 players miss a combined 35 games through the first three weeks of 2017. Additionally, projected starter at safety Taion Sells missed the first three games due to a suspension. Below is a listing of Baylor's players that have missed time due to injury.

OUT

Name	Extremity	Games missed
Xavier Jones	Lower	??
Tre'Von Lewis	Lower	4
Chris Platt	Lower	??
Mo Porter	Lower	??
Abram Smith	Lower	4
KJ Smith	Lower	3
Anu Solomon	Upper	2
Raleigh Texada	Lower	4
Jordan Tolbert	Upper	4
Ish Wainright	Illness	2

RETURNED

Name	Extremity	Games missed
Grayland Arnold	Upper	3
Timarcus Davis	Lower	1
Jordan Feuerbacher	Upper	2
Davion Hall	Lower	1
JaMycal Hasty	Lower	2
Jameson Houston	Upper	1
Lenoy Jones Jr.	Lower	3
Quan Jones	Upper	3
Rajah Preciado	Lower	1
Terence Williams	Upper	3

CAREER AND SEASON RECORDS UPDATE

OFFENSE

RECEIVING YARDS

CAREER LEADERS

PLAYER	SEASONS	REC	AVG	YDS
1. Kendall Wright	2008-11	302	13.26	4,004
2. Terrance Williams	2009-12	202	16.50	3,334
3. KD Cannon	2014-16	195	15.96	3,113
4. Tevin Reese	2010-13	187	16.59	3,102
5. Corey Coleman	2013-15	173	17.39	3,009
6. Gerald McNeil	1980-83	163	16.26	2,651
7. Reggie Newhouse	1999-02	183	13.95	2,552
8. Antwan Goodley	2011-14	150	15.77	2,366
9. Lawrence Elkins	1962-64	144	14.54	2,094
10. Melvin Bonner	1989-92	92	21.57	1,984
11. Trent Shelton	2003-06	155	12.76	1,978
12. Dominique Zeigler	2003-06	166	11.58	1,923
13. Laneear Sampson	2009-12	165	11.55	1,905
14. Jay Lee	2012-15	101	16.83	1,700
15. Levi Norwood	2011-14	128	12.70	1,626
16. David Gettis	2006-09	116	13.41	1,555
17. Matt Clark	1984-87	81	18.27	1,480
18. Robert Quiroga	2000-03	131	11.28	1,478
19. Bruce Davis	1980-83	71	19.62	1,393
20. Charles Dancer	1972-73	87	15.98	1,390
21. Kalief Muhammad	1993-96	98	13.27	1,300
22. Marques Roberts	2001-04	91	13.43	1,222
23. Thomas White	2005-08	92	12.98	1,194
24. Morris Anderson	1995-98	83	14.13	1,173
25. Chris Platt	2015-current	62	18.11	1,123

RECEPTIONS OF 70+ YARDS

CAREER LEADERS

PLAYER	SEASONS	TOTAL
1. Melvin Bonner	1989-92	6
2. Terrance Williams	2009-12	5
Chris Platt	2015-current	5
4. KD Cannon	2014-16	3
Corey Coleman	2013-15	3
6. Tevin Reese	2010-13	2
Antwan Goodley	2011-14	2
8. 33 times		1

DEFENSE

TACKLES FOR LOSS

CAREER LEADERS

PLAYER	SEASONS	YDS	TFL
1. Charles Benson	1979-82	259	49.0
2. Shawn Oakman	2013-15	176	46.5
3. John Garrett	2000-03	131	38.5
4. Robin Jones	1988-91	164	38.0
5. Mike Singletary	1977-80	103	34.0
Taylor Young	2014-current	146	34.0

SEASON LEADERS

PLAYER	SEASON	YDS	TFL
1. Andrew Mellontree	1979	98	20.0
Charles Benson	1982	88	20.0
3. Shawn Oakman	2014	89	19.5
4. John Garrett	2003	73	17.5
5. Charles Benson	1980	72	16.0
Matthew Pearson	1992	88	16.0
Justin Crooks	2004	61	16.0
8. Derek Turner	1985	73	15.0
Andrew Billings	2015	66	15.0
10. Shawn Oakman	2015	55	14.5
-- Clay Johnston	2017	24	7.5

SACKS

CAREER LEADERS

PLAYER	SEASONS	SACKS
1. Shawn Oakman	2013-15	17.5
2. Daryl Gardener	1992-95	15.0
Chris McAllister	2010-13	15.0
4. Taylor Young	2014-current	14.5
5. Scotty Lewis	1990, 92-94	14.0
6. James Francis	1986-89	13.5
Matthew Pearson	1991-92	13.5
8. John Garrett	2000-03	13.0
Jamal Palmer	2012-15	13.0
10. K.J. Smith	2014-current	12.0
Santana Dotson	1988-91	12.0
Glenn Coy	1994-97	12.0

TOTAL TACKLES

CAREER LEADERS

PLAYER	SEASONS	SOLO	ASST	TT
1. Mike Singletary	1977-80	351	311	662
2. Joe Pawelek	2006-09	191	231	422
3. Ray Berry	1983-86	231	149	380
4. Maurice Lane	2002-05	248	117	365
5. Kris Micheaux	1997-00	214	137	351
6. James Francis	1986-89	198	136	334
7. Doak Field	1977-80	164	166	330
8. Thomas Everett	1983-86	204	121	325
9. Jordan Lake	2006-09	198	126	324
10. Gary Joe Kinne	1986-89	179	144	323
-- Taylor Young	2014-current	193	95	288

SOLO TACKLES

CAREER LEADERS

PLAYER	SEASONS	TT	ASST	SOLO
1. Mike Singletary	1977-80	662	311	351
2. Maurice Lane	2002-05	365	117	248
3. Ray Berry	1983-86	380	149	231
4. Kris Micheaux	1997-00	351	137	214
5. Thomas Everett	1983-86	325	121	204
6. Bryce Hager	2011-14	322	120	202
7. Rodney Smith	1996-99	294	95	199
8. James Francis	1986-89	334	136	198
Jordan Lake	2006-09	324	126	198
10. Derrick Cash	2000-03	282	85	197
-- Taylor Young	2014-current	288	95	193

PUNTING

50-PLUS-YARD PUNTS

CAREER LEADERS SINCE 1964

PLAYER	SEASONS	P	50+
1. Daniel Sepulveda	2003-06	277	94
2. Derek Epperson	2007-10	224	49
3. Ron Stowe	1979-82	252	47
4. Kyle Atteberry	1997-99	221	46
5. Spencer Roth	2011-14	164	41
6. Pete Rutter	1986-89	191	39
7. Ed Marsh	1968-70	206	38
Buzzy Sawyer	1983-85	170	38
9. Adam Stiles	2000-01	151	33
10. Ty Atteberry	1993-96	165	26
-- Drew Galitz	2015-current	115	19

DEPTH CHART VS. K-STATE

OFFENSE

WR	17 POOH STRICKLIN (6-2,185, SO.) 19 R.J. Sneed (6-2, 190, Fr.)
IR	13 TONY NICHOLSON (5-10, 185, SO.) 18 Gavin Holmes (5-11, 195, Fr.)
LT	76 MO PORTER (6-6, 310, SR.) 69 Josh Malin (6-5, 285, Jr.)
LG	55 XAVIER NEWMAN (6-3, 300, FR.) 68 Ishmael Wilson (6-5, 310, Sr.)
C	52 SAM TECKLEBURG (6-3, 296, SO.) 64 Ryan Miller (6-2, 295, Fr.)
RG	72 BLAKE BLACKMAR (6-5, 332, JR.) 63 Daniel Russell (6-1, 310, Sr.)
RT	77 PATRICK LAWRENCE (6-5, 300, JR.) 56 Tyrae Simmons (6-4, 297, Sr.)
TE	86 ROB SAULIN (6-5, 275, FR.) 85 Jordan Feuerbacher (6-4, 271, Sr.)
WR	15 DENZEL MIMS (6-3, 197, SO.) 16 Jared Atkinson (6-3,210, So.)
QB	11 ZACH SMITH (6-3, 225, SO.) 12 Charlie Brewer (6-1, 190, Fr.)
RB	7 JOHN LOVETT (6-2, 195, FR.) 22 Terence Williams (6-2, 222, Jr.)

DEFENSE

END	5 BRIAN NANCE (6-3, 250, SR.) 52 Greg Roberts (6-5, 260, Jr.)
NT	9 IRA LEWIS (6-3, 290, JR.) 92 Micheal Johnson (6-1, 280, So.)
DT	99 BRAVVION ROY (6-1, 320, SO.) 90 Tyrone Hunt (6-4, 285, So.)
RUSH	40 DEONTE WILLIAMS (6-2, 225, R-FR.) 43 Jamie Jacobs (6-3, 240, Jr.)
WLB	1 TAYLOR YOUNG (5-9, 225, SR.) 38 Jordan Williams (5-11, 220, So.)
MLB	44 CLAY JOHNSTON (6-1, 220, SO.) 32 Lenoy Jones, Jr. (5-11, 220, So.)
SLB	24 JALEN PITRE (6-0, 200, FR.) 15 Eric Ogor (5-10, 205, So.)
CB	31 HARRISON HAND (6-0, 190, FR.) 11 Jameson Houston (5-11, 190, So.)
SS	28 HENRY BLACK (6-0, 200, SO.) 3 Chris Miller (6-0, 185, So.)
FS	12 DAVION HALL (6-1, 210, SR.) 27 Verkedric Vaughns (5-9, 190, Jr.)
CB	4 GRAYLAND ARNOLD (5-9, 190, SO.) 21 Blake Lynch (6-3, 205, So.)

SPECIAL TEAMS

FG	96 CONNOR MARTIN (5-9, 180, SO.) 36 Drew Galitz (5-11, 205, Jr.)
KO	36 DREW GALITZ (5-11, 205, JR.) 96 Connor Martin (5-9, 180, So.)
P	36 DREW GALITZ (5-11, 205, JR.) 96 Connor Martin (5-9, 180, So.)
KR	21 BLAKE LYNCH (6-3, 205, SO.) 25 Trestan Ebner (6-0, 205, Fr.)
PR	13 TONY NICHOLSON (5-10, 185, SO.) 6 Trevor White (5-7, 165, Jr.)
LS	46 ROSS MATISCICK (6-0, 230, SO.)
SS	51 CHRIS LUTZEL (5-9, 205, SO.)
H	41 CLINT KELLY (6-1, 230, JR.) 46 Ross Maticcik (6-0, 230, So.)

CAREER STARTS

33	Taylor Young
29	Anu Solomon (27 at Arizona)
26	K.J. Smith
19	Chance Waz
17	Blake Blackmar, Patrick Lawrence
14	Davion Hall, Chris Platt
12	Ishmael Wilson
11	Jordan Feuerbacher, Ira Lewis, Greg Roberts
7	Sam Tecklenburg, Terence Williams
6	Clay Johnston, Zach Smith
5	Grayland Arnold, Tyrone Hunt, Blake Lynch, Denzel Mims,
4	Harrison Hand, Xavier Jones, Taion Sells, Verkedric Vaughns
3	Henry Black, Jamie Jacobs, John Lovett, Jalen Pitre, Mo Porter, Bravvion Roy, Pooh Stricklin, Deonte Williams
2	Jourdan Blake, Kyle Boyd, Jameson Houston, Quan Jones, Ryan Miller, Brian Nance, Tony Nicholson
1	Micheal Johnson, JaMycal Hasty, Lenoy Jones Jr., Josh Malin, Jairon McVea, Chris Miller, Xavier Newman, Rob Saulin, RJ Sneed, BJ Thompson, Ish Wainright, Jordan Williams

CONSECUTIVE STARTS

17	Patrick Lawrence
16	Blake Blackmar
14	K.J. Smith

CAREER GAMES PLAYED

43	Ishmael Wilson
40	K.J. Smith
39	Chance Waz, Taylor Young
37	Davion Hall
32	Anu Solomon (30 at Arizona)
31	Jordan Feuerbacher
30	Blake Blackmar, Drew Galitz, Patrick Lawrence, Chris Platt
29	Tyler Jaynes, Taion Sells
27	Verkedric Vaughns
23	Andrew Morris, Greg Roberts
22	Jayson Clements (18 at SFA), Xavier Jones, Ira Lewis, Terence Williams
21	Jamie Jacobs
18	Quan Jones
17	Henry Black, Tyrone Hunt, Clay Johnston, Josh Malin, Ross Maticcik, Tony Nicholson, Mo Porter, Sam Tecklenburg, Jordan Williams
16	Chris Lutzel
15	Jourdan Blake, Kyle Boyd, Blake Lynch, Denzel Mims
14	Jameson Houston, Zach Smith
13	Jared Atkinson, JaMycal Hasty, Lenoy Jones Jr., Bravvion Roy
12	Grayland Arnold, Chris Miller, Pooh Stricklin
10	Rajah Preciado, Wyatt Schrepfer
9	Trevor White
7	Micheal Johnson, Eric Ogor
6	Jarrold Koym, Connor Martin, Tyrae Simmons
4	Trestan Ebner, Harrison Hand, Marques Jones, Clint Kelly, John Lovett, Jairon McVea, Xavier Newman, Jalen Pitre, RJ Sneed, Deonte Williams
3	Terrel Bernard, Timarcus Davis, Dru Dixon, Preston Heard, Gavin Holmes, Iain Hunter, James Lynch, Ryan Miller, Rob Saulin
2	Dalton Justice, Obim Okeke, Daniel Russell, BJ Thompson, Ish Wainright
1	DJ Artis, Zack Bennema, Cody George, Chad Kelly, Thor Rodoni, Jim Threet

PRONUNCIATION GUIDE

ELEASAH Anderson	ELLY-aye-suh	Henry KLINGE	Kling	Thor RODONI	RUH-dohn-ee
GRAYLAND Arnold	GRAY-lund	Josh MALIN	MAY-luhn	BRAVVION Roy	BRAY-vee-on
TERREL Bernard	TUH-rell	Ross MATISCICK	Mat-IZ-sick	TAION Sells	TAY-on
Trestan EBNER	EBB-nurr	JAIRON MCVEA	JARE-un MICK-vay	TYRAE Simmons	Ty-RAY
Jordan FEUERBACHER	FUR-bahk-uhr	XAVIER Newman	ex-AY-vee-uhr	ANU Solomon	AH-new
Jake FRUHMORGEN	froo-MOHR-gehn	CHIDI OGBONNAYA	CHEE-dee OH-bug-nye-uh	RALEIGH TEXADA	RAW-lee tuh-HAH-duh
Drew GALITZ	GAY-litz	Eric OGOR	OH-gor	VERKEDRIC Vaughns	vuhr-KED-rick
DAVION Hall	DAY-vee-on	OBIM OKEKE	OH-bim OH-key-key	Chance WAZ	WAHZ
MARQUES Jones	MAR-kuss	Jalen PITRE	PEE-tree		
XAVIER Jones	ex-AY-vee-uhr	RAJAH PRECIADO	RAW-shuh PREE-shee-ahdo		

2017 GAME RECAPS

OVERALL: 0-4 (HOME 0-3, ROAD 0-1, NEUTRAL 0-0) | BIG 12 CONFERENCE: 0-1 (HOME 0-1, ROAD 0-0, NEUTRAL 0-0)

LIBERTY 48, BAYLOR 45

MCLANE STADIUM • WACO, TEXAS

SEPT. 2, 2017 • ATTENDANCE: 45,784

Anu Solomon threw for 278 yards and three touchdowns, adding 97 yards on six rushes, but Baylor came up short, falling 48-45 to the Liberty Flames in the season opener.

Solomon was 14 of 29 on passing, connecting once with Denzel Mims and twice with Chris Platt.

Platt finished with a team-high 102 yards on just three total receptions, while Mims totalled 85 on two catches.

Baylor's ground game stacked up 254 rushing yards and three touchdowns, with Solomon's efforts complemented by true freshman John Lovett and sophomore JaMycal Hasty.

Lovett had 89 yards rushing and two touchdowns, while Hasty finished with 56 yards rushing and one touchdown.

POSTGAME NOTES

- Solomon surpassed the 7,000-career passing yards milestone, throwing for 278 yards (14-29) vs. Liberty. His career total stands at (7,200).
- Junior Chris Platt scored a career-high-tying two touchdowns, surpassing the 100-yards receiving mark with 102 total yards for the second time in his career (114 vs. Oklahoma State on Sept. 24, 2016).
- Freshman Johnathan Lovett is Baylor's first true freshmen to rush for two touchdowns in a single game since quarterback Nick Florence vs. Kent State on Oct. 3, 2009.
- Freshman Harrison Hand led the Baylor defense with 11 tackles, including seven solo stops, in his debut.

SCORING SUMMARY

LIBERTY	6	11	17	14	--	48
BAYLOR	0	17	14	14	--	45

1st	11:27	LU	Probert, Alex 27 yd field goal
	02:35	LU	Probert, Alex 41 yd field goal
2nd	13:59	BU	Mims, Denzel 45 yd pass from Solomon, Anu (Martin, Connor kick)
	11:38	LU	Gandy-Golden, Antonio 40 yd pass from Calvert, Stephen (Lewis, M. rush)
	09:38	BU	Hasty, JaMycal 14 yd run (Martin, Connor kick)
	05:17	LU	Probert, Alex 33 yd field goal
	00:12	BU	Martin, Connor 39 yd field goal
3rd	13:53	LU	Turner, Chris 32 yd interception return (Probert, Alex kick)
	13:31	BU	Platt, Chris 20 yd pass from Solomon, Anu (Martin, Connor kick)
	05:48	LU	Probert, Alex 31 yd field goal
	05:37	BU	Platt, Chris 75 yd pass from Solomon, Anu (Martin, Connor kick)
	00:24	LU	Gandy-Golden, Antonio 13 yd pass from Calvert, Stephen (Probert, Alex kick)
4th	12:11	LU	Calvert, Stephen 8 yd run (Probert, Alex, kick)
	10:39	BU	Lovett, John 3 yd run (Martin, Connor kick)
	06:12	LU	Jones, Spencer 26 yd pass from Calvert, Stephen (Probert, Alex kick)
	05:00	BU	Lovett, John 34 yd run (Martin, Connor kick)

STATISTICS

TEAM STATS	LU	BU
FIRST DOWNS	31	22
RUSHES-YARDS (NET)	43-138	34-254
PASSING YDS (NET)	447	278
Passes Att-Comp-Int	60-44-0	30-14-2
TOTAL OFFENSE PLAYS-YARDS	103-585	64-532
Fumble Returns-Yards	0-0	0-0
Punt Returns-Yards	0-0	0-0
Kickoff Returns-Yards	2-44	3-53
Interception Returns-Yards	2-30	0-0
Punts (Number-Avg)	3-40.3	4-40.8
Fumbles-Lost	2-0	1-0
Penalties-Yards	8-95	7-61
Possession Time	38:16	21:44
Third-Down Conversions	15 of 24	4 of 12
Fourth-Down Conversions	2 of 2	2 of 2
Red-Zone Scores-Chances	6-6	3-3
Sacks By: Number-Yards	0-0	1-2

INDIVIDUAL STATISTICS

RUSHING: LU-MOSLEY, Carrington 28-122; HICKSON, Frankie 8-17; CALVERT, Stephen 6-0; TEAM 1-minus 1.

BU-Solomon, Anu 6-97; Lovett, John 14-89; Hasty, JaMycal 11-56; Platt, Chris 2-11; Dixon, Dru 1-1.

PASSING: LU-CALVERT, Stephen 44-60-0-447. BU-Solomon, Anu 14-29-1-278; Smith, Zach 0-1-1-0.

RECEIVING: LU-GANDY-GOLDEN, Antonio 13-192; KING, Damian 10-66; FITZGERALD, Marquis 6-47; REDDICK, Cephas 4-48; STUBBS, DJ 3-19; MOSLEY, Carrington 2-18; MATTHEWS, Kentory 2-4; JONES, Spencer 1-26; MCCONNELL, Lionell 1-12; KENNEDY, Thomas 1-9; FOUTZ, Zac 1-6. BU-Nicholson, Tony 5-28; Platt, Chris 3-102; Stricklin, Pooch 3-60; Mims, Denzel 2-85; Hasty, JaMycal 1-3.

INTERCEPTIONS: LU-TURNER, Chris 1-32; TILLMON, Brandon 1-minus 2. BU-None.

FUMBLES: LU-CALVERT, Stephen 1-0; KING, Damian 1-0. BU-Solomon, Anu 1-0.

SACKS (UA-A): LU-None. BU-Lewis, Ira 1-0.

TACKLES (UA-A): Liberty-PETERS, Jeremy 6-1; BROWN, Dia Vante 3-1; DAVIS, Rion 3-1; TILLMON, Brandon 3-1; WELLS, Juwan 2-2; JACKSON, Corbin 1-3; AVERY, Tolen 3-0; MATTHEWS, Malik 3-0; BENTON, Elijah 2-0; TURNER, Chris 2-0; RUSINS, Raifs 2-0; MCGINTY, Solomon 1-1; FAULK, Jimmy 1-1; MCKINNEY, Jaylyn 0-2; IRONS, Lucas 1-0; STOREY, Gregg 0-1. Baylor-Hand, Harrison 7-4; Vaughns, Verkedric 9-1; Young, Taylor 6-2; Pitre, Jalen 5-2; McVea, Jairon 6-0; Lewis, Ira 3-3; Johnston, Clay 3-3; Waz, Chance 3-2; Lynch, Blake 4-0; Smith, K.J. 2-2; Roy, Bravvion 2-2; Roberts, Greg 3-0; Hunt, Tyrone 3-0; Blake, Jourdan 3-0; Nance, Brian 3-0; Williams, Jordan 2-1; Black, Henry 2-0; Miller, Chris 1-0; Johnson, Micheal 1-0; Lovett, John 1-0; Platt, Chris 1-0; Thompson, BJ 1-0; Jones, Xavier 0-1; Jacobs, Jamie 0-1.

UTSA 17, BAYLOR 10

MCLANE STADIUM • WACO, TEXAS

SEPT. 9, 2016 • ATTENDANCE: 41,923

True freshman John Lovett carried the load for the offense, pounding out 72 yards on the ground in a 17-10 loss for Baylor (0-2) to the UTSA Roadrunners (1-0).

Anu Solomon passed for 121 yards and a touchdown on 10 of 26 passing, connecting with Denzel Mims on the lone Baylor touchdown in the game.

Mims finished with 62 receiving yards on three receptions, followed closely behind by Chris Platt's 58 yards on four catches.

After the Bears struck first with the Solomon-Mims touchdown in the second quarter, 17 unanswered points by UTSA proved to be too much to overcome for BU.

POSTGAME NOTES

- Senior linebacker Taylor Young leads Baylor with 31 career starts. He closed the game with five total tackles and four solo stops.
- Freshman running back Johnathan Lovett has amassed 161 rushing yards in the first two games of the season, which is the sixth-best rushing start to a season at Baylor since 2000.
- Sophomore linebacker Clay Johnston recorded a new career-high in tackles in the first half alone with eight. He finished the game with 10 stops, including a career-best nine solo tackles.
- Junior wide receiver Chris Platt leads the Baylor receiving corps with a reception in eight consecutive games and in 14 of the last 15 contests.
- Junior defensive lineman Xavier Jones set a career-high with 1.5 sacks.
- Six of Baylor's seven touchdown scoring drives this season have occurred in 2:00 or less.

SCORING SUMMARY

UTSA	0	7	7	3	--	17
BAYLOR	0	7	0	3	--	10

2nd	08:33	BU	Mims, Denzel 20 yd pass from Solomon, Anu (Martin, Connor kick)
	00:27	UTSA	Stewart, Josh 7 yd pass from Sturm, Dalton (Falcon, Victor kick)
3rd	13:15	UTSA	Thomas Jr., Kerry 29 yd pass from Sturm, Dalton (Falcon, Victor kick)
4th	14:12	UTSA	Falcon, Victor 38 yd field goal
	02:40	BU	Martin, Connor 20 yd field goal

STATISTICS

TEAM STATS	UTSA	BU
FIRST DOWNS	20	14
RUSHES-YARDS (NET)	45-220	31-137
PASSING YDS (NET)	155	137
Passes Att-Comp-Int	20-15-0	27-11-1
TOTAL OFFENSE PLAYS-YARDS	65-375	58-274
Fumble Returns-Yards	0-0	0-0
Punt Returns-Yards	1-1	1-1
Kickoff Returns-Yards	2-25	2-31
Interception Returns-Yards	1-2	0-0
Punts (Number-Avg)	5-40.0	6-42.3
Fumbles-Lost	1-1	2-0
Penalties-Yards	10-75	10-98
Possession Time	38:52	21:08
Third-Down Conversions	7 of 16	2 of 11
Fourth-Down Conversions	0 of 1	1 of 3
Red-Zone Scores-Chances	1-1	2-3
Sacks By: Number-Yards	4-22	3-16

INDIVIDUAL STATISTICS

RUSHING: UTSA-Jalen Rhodes 20-103; Dalton Sturm 12-98; Tyrell Clay 9-25; Brett Winnegan 1-minus 2; Team 3-minus 4. BU-Lovett, John 18-72; Nicholson, Tony 1-31; Platt, Chris 1-26; Solomon, Anu 10-9; TEAM 1-minus 1.

PASSING: UTSA-Dalton Sturm 15-20-0-155. BU-Solomon, Anu 10-26-1-121; Smith, Zach 1-1-0-16.

RECEIVING: UTSA-Josh Stewart 5-54; Kerry Thomas Jr. 4-59; Dannon Cavil 2-25; Greg Campbell Jr. 2-13; Brady Jones 1-3; Jalen Rhodes 1-1. BU-Platt, Chris 4-58; Mims, Denzel 3-62; Lovett, John 3-10; Nicholson, Tony 1-7.

INTERCEPTIONS: UTSA-Nate Gaines 1-2. BU-None.

FUMBLES: UTSA-Matt Guidry 1-1. BU-Solomon, Anu 2-0.

SACKS (UA-A): UTSA-Eric Banks 1-0; Marcus Davenport 1-0; La'Kel Bass 0-1; Josiah Tauaefa 0-1; Kevin Strong Jr. 1-0. BU-Jones, Xavier 1-1; Ogor, Eric 1-0; Lewis, Ira 0-1.

TACKLES (UA-A): UTSA-Carl Austin III 4-2; C.J. Levine 2-3; Devron Davis 4-0; Darryl Godfrey 2-2; Eric Banks 3-0; Marcus Davenport 2-1; La'Kel Bass 2-1; Nate Gaines 2-0; Brennan Johnson 2-0; Andrew Martel 1-1; Austin Juepe 1-1; Josiah Tauaefa 1-1; Javontavius Mosley 0-2; Les Maruo 1-0; Blaze Moorhead 1-0; Kevin Strong Jr. 1-0; Jarrod Carter-McLin 0-1; King Newton 0-1; Dannon Cavil 0-1; DeQuarius Henry 0-1. BU-Johnston, Clay 9-1; Miller, Chris 5-1; Young, Taylor 4-1; Williams, Deonte 4-0; Houston, Jameson 4-0; Hall, Davion 4-0; Lynch, Blake 2-2; Pitre, Jalen 3-0; Lewis, Ira 2-1; Jones, Xavier 2-1; Hand, Harrison 2-0; Black, Henry 1-1; Blake, Jourdan 1-1; Ogor, Eric 1-1; Vaughns, Verkedric 1-0; McVea, Jairon 1-0; Johnson, Micheal 1-0; Roy, Bravvion 1-0; Solomon, Anu 1-0; Williams, Jordan 0-1; Lynch, James 0-1.

2017 GAME RECAPS

OVERALL: 0-4 (HOME 0-3, ROAD 0-1, NEUTRAL 0-0) | BIG 12 CONFERENCE: 0-1 (HOME 0-1, ROAD 0-0, NEUTRAL 0-0)

DUKE 34, BAYLOR 20

WALLACE WADE STADIUM • DURHAM, N.C.

SEPT. 16, 2017 • ATTENDANCE: 26,714

Zach Smith made his first start of the 2017 season, throwing for 263 yards and three touchdowns, but Baylor (0-3) couldn't overcome its four turnovers, falling 34-20 to the Duke Blue Devils (3-0).

The big-play potential for the Bears was on full display, with Smith connecting with Denzel Mims on a 44-yard touchdown and Chris Platt on 73- and 79-yard scoring bombs.

Platt totaled 148 yards and two touchdowns on just four receptions.

Baylor's defense continued making strides, piling up five sacks, two turnovers, and holding Duke to just 4 for 18 on third-down conversions.

In the closing seconds of the third quarter, Platt's second touchdown of the game brought BU back to within four entering the fourth. Duke went on to score 10 unanswered points, halting the BU comeback bid.

POSTGAME NOTES

- Baylor held Duke to 4-of-18 on third-down conversions. Duke entered the game ranked 8th nationally going 21-of-36 on third-down conversions.
- Baylor forced its first turnover under Rhule on a fumble recovery by Deonte Williams in the first quarter.
- QB Zach Smith, who started for the first time this season, made his fifth career start and has thrown for at least 200 yards and 2 TDs in every start
- WR Chris Platt had a career-high 148 receiving yards for his second career 100-yard receiving game.
- WR Platt caught a 73-yard TD pass and 79-yard TD pass for his third and fourth TD catches of the season and second and third TD catches of 70 or more yards. He has nine career TD catches and four TDs of more than 70 yards.
- Underclassmen have accounted for 64% (157 of 245) of Baylor's tackles through three games. Underclassmen had 63 of 89 tackles (71%) at Duke.

SCORING SUMMARY

BAYLOR	7	0	13	0	--	20
DUKE	7	7	10	10	--	34

1st 14:28	BU	Mims, Denzel 44 yd pass from Smith, Zach (Martin, Connor kick)
13:36	DU	Wilson, Shaun 50 yd run (Parker, Austin kick)
2nd 14:21	DU	Brown, Brittain 34 yd run (Parker, Austin kick)
3rd 12:12	DU	Wilson, Shaun 65 yd run (Parker, Austin kick)
11:30	BU	Platt, Chris 73 yd pass from Smith, Zach (Martin, Connor kick)
05:09	DU	Parker, Austin 45 yd field goal
00:05	BU	Platt, Chris 79 yd pass from Smith, Zach (Martin, Connor kick failed)
4th 11:31	DU	Humphreys, Ben 22 yd interception return (Parker, Austin kick)
04:57	DU	Parker, Austin 26 yd field goal

STATISTICS

TEAM STATS	BU	DU
FIRST DOWNS	9	24
RUSHES-YARDS (NET)	27-57	51-246
PASSING YDS (NET)	263	184
Passes Att-Comp-Int	34-12-3	35-20-1
TOTAL OFFENSE PLAYS-YARDS	61-320	86-430
Fumble Returns-Yards	0-0	0-0
Punt Returns-Yards	0-0	3--12
Kickoff Returns-Yards	1-13	3-63
Interception Returns-Yards	1-0	3-49
Punts (Number-Avg)	7-51.4	8-40.9
Fumbles-Lost	2-1	2-1
Penalties-Yards	11-100	5-54
Possession Time	21:03	38:57
Third-Down Conversions	1 of 12	4 of 18
Fourth-Down Conversions	0 of 3	2 of 2
Red-Zone Scores-Chances	0-0	2-4
Sacks By: Number-Yards	5-36	3-24

INDIVIDUAL STATISTICS

RUSHING: Baylor-Dixon,Dru 9-28; Lovett,John 9-21; Smith,Zach 7-10; Platt,Chris 1-minus 1; Lynch,Blake 1-minus 1. Duke-Wilson, S 18-176; Brown, B 18-86; Harris, Q 2-2; TEAM 2-minus 4; Jones, D 11-minus 14.

PASSING: Baylor-Smith,Zach 12-34-3-263. Duke-Jones, D 20-35-1-184.

RECEIVING: Baylor-Platt,Chris 4-148; Nicholson,Tony 3-29; Mims,Denzel 2-67; Sneed,R.J. 1-11; Ebner,Trestan 1-6; Stricklin,Pool 1-2. Duke-Wilson, S 5-33; Brown, B 4-71; Rahming, T.J. 4-28; Lloyd, J 3-26; Taylor, C 1-8; Koppenhaver, D 1-8; Chambers, Q 1-7; Bracey, S 1-3.

INTERCEPTIONS: Baylor-Black,Henry 1-0. Duke-Humphreys, B 1-22; McDuffie, J 1-17; Giles-Harris, J 1-10.

FUMBLES: Baylor-Smith,Zach 2-1. Duke-Wilson, S 1-1; Jones, D 1-0.

SACKS (UA-A): Baylor-Nance,Brian 2-0; Johnston,Clay 1-0; Ogor,Eric 1-0; Lewis,Ira 1-0. Duke-Ramsay, M 1-0; Carter II, M 1-0; McSwain, T 1-0.

TACKLES (UA-A): Baylor-Johnston,Clay 6-7; Roy,Bravvion 3-5; Hand,Harrison 7-0; Williams,Jordan 3-3; Hall,Davion 3-3; Nance,Brian 4-1; Lewis,Ira 4-1; Miller,Chris 1-4; Ogor,Eric 4-0; Pitre,Jalen 4-0; Preciado,Rajah 2-1; Young,Taylor 2-1; Hunt,Tyrone 1-2; Williams,Deonte 0-3; Roberts,Greg 1-1; McVea,Jairon 1-1; Lynch,Blake 1-1; Vaughns,Verkedric 0-2; Maticscik,Ross 1-0; Blackmar,Blake 1-0; Davis,Timarcus 1-0; Jacobs,Jamie 1-0; Jones,Xavier 0-1; Houston,Jameson 0-1. Duke-Giles-Harris, J 6-6; Humphreys, B 4-2; Ramsay, M 4-1; Fields Jr., B 3-0; McDuffie, J 2-1; Hayes, J 1-2; Saxton II, A 1-2; Hornbuckle, T 0-2; Dimukeje, V 0-2; Gilbert, M 1-0; McSwain, T 1-0; Jordan, D 1-0; Tangelo, D 1-0; Feamster, B 1-0; Carter II, M 1-0.

#3 OKLAHOMA 49, BAYLOR 41

MCLANE STADIUM • WACO, TEXAS

SEPT. 23, 2017 • ATTENDANCE: 43,573

Baylor (0-4) found its stride on offense, putting up record numbers in the passing game, but ultimately falling to the third-ranked Sooners (4-0), 49-41.

QB Zach Smith making his second start for the Bears, threw for a career-high 463 yards and four touchdowns, going 33-for-55 with zero interceptions.

Smith's primary target was WR Denzel Mims, with the duo connecting on 11 receptions for 192 yards and three touchdowns.

Baylor's upset bid peaked in the third quarter when the Bears took a 31-28 lead. After a 21-point swing for the Sooners, BU took 10 points back, trailing by eight and driving in the fourth quarter.

The drive was cut short by a fumble forced on a sack by the Sooners, leaving the Bears one score down.

POSTGAME NOTES

- QB Zach Smith tallied his third career 300-yard passing game with career-high 463 yards, the fourth-most single-game yards in program history and 18th 400-yard effort by a BU QB.
- WR Denzel Mims posted his first career 100-yard receiving game with career highs in yards (192), catches (11) and TDs (3)
- LB Taylor Young (14.5 career sacks) jumped from No. 9 to No. 4 on Baylor's career sacks list with two sacks.
- K Connor Martin made a career-high four field goals, including career-long 41-yarder and 46-yarder, along with three PATs for career-high 15 points.

SCORING SUMMARY

OKLAHOMA	21	7	7	14	--	49
BAYLOR	7	10	14	10	--	41

1st 14:08	OU	Andrews, Mark 24 yd pass from Mayfield, Baker (Seibert, Austin kick)
07:55	OU	Flowers, D. 52 yd pass from Mayfield, Baker (Seibert, Austin kick)
00:25	BU	Mims,Denzel 19 yd pass from Smith,Zach (Martin,Connor kick)
00:05	OU	Adams, Abdul 99 yd run (Seibert, Austin kick)
2nd 12:39	BU	Martin,Connor 32 yd field goal
10:06	OU	Flowers, D. 3 yd run (Seibert, Austin kick)
08:48	BU	Mims,Denzel 71 yd pass from Smith,Zach (Martin,Connor kick)
3rd 14:15	BU	Platt,Chris 72 yd pass from Smith,Zach (Nicholson,Tony pass from Smith,Zach)
08:22	BU	Martin,Connor 41 yd field goal
02:45	BU	Martin,Connor 46 yd field goal
00:55	OU	Badet, Jeff 48 yd pass from Mayfield, Baker (Seibert, Austin kick)
4th 10:31	OU	Sermon, Trey 34 yd run (Seibert, Austin kick)
08:55	OU	Sermon, Trey 9 yd run (Seibert, Austin kick)
07:04	BU	Martin,Connor 36 yd field goal
01:41	BU	Mims,Denzel 6 yd pass from Smith,Zach (Martin,Connor kick)

STATISTICS

FIRST DOWNS	OU	BU
FIRST DOWNS	20	22
RUSHES-YARDS (NET)	40-342	35-60
PASSING YDS (NET)	283	463
Passes Att-Comp-Int	19-13-0	50-33-0
TOTAL OFFENSE PLAYS-YARDS	59-625	85-523
Fumble Returns-Yards	0-0	0-0
Punt Returns-Yards	1-2	2-47
Kickoff Returns-Yards	6-155	0-0
Interception Returns-Yards	0-0	0-0
Punts (Number-Avg)	5-46.6	4-43.2
Fumbles-Lost	2-1	2-1
Penalties-Yards	10-105	6-29
Possession Time	28:53	31:07
Third-Down Conversions	4 of 10	9 of 21
Fourth-Down Conversions	0 of 0	2 of 2
Red-Zone Scores-Chances	2-2	4-5
Sacks By: Number-Yards	3-25	2-15

INDIVIDUAL STATISTICS

RUSHING: OU-Adams, Abdul 11-164; Sermon, Trey 12-148; Mayfield, Baker 8-30; Sutton, M. 5-3; Flowers, D. 1-3; TEAM 3-minus 6. BU-Lovett,John 13-44; Williams, Ter. 11-26; Atkinson,Jared 1-7; Nicholson,Tony 1-4; Ebner,Trestan 1-4; TEAM 1-minus 2; Smith,Zach 7-minus 23.

PASSING: OU-Mayfield, Baker 13-19-0-283. BU-Smith,Zach 33-50-0-463.

RECEIVING: OU-Andrews, Mark 3-72; Lamb, CeeDee 3-68; Brown, Marquise 3-27; Badet, Jeff 2-57; Flowers, D. 1-52; Adams, Abdul 1-7. BU-Mims,Denzel 11-192; Nicholson,Tony 7-74; Stricklin,Pool 6-85; Platt,Chris 5-93; Sneed,R.J. 2-10; Ebner,Trestan 1-7; Lovett,John 1-2.

INTERCEPTIONS: OU-None. BU-None.

FUMBLES: OU-Brown, Marquise 1-1; Badet, Jeff 1-0. Baylor-Nicholson,Tony 1-0; Smith,Zach 1-1.

SACKS (UA-A): OU-Ward, DJ 0-2; Mann, Kenneth 1-1; Gallimore, N. 0-1; Okoronkwo, O. 1-0. BU-Young,Taylor 2-0.

TACKLES (UA-A): OU-Murray, Kenneth 8-0; Beal, Emmanuel 6-2; Okoronkwo, O. 5-1; Thomas, Jordan 5-1; Overton, M. 4-2; Parker, Steven 4-1; Kelly, Caleb 4-1; Mann, Kenneth 2-3; Motley, Parnell 3-1; Ward, DJ 2-2; Houghton, K. 2-1; Norwood, Tre 2-0; Gallimore, N. 1-1; Brown, Tre 1-0; Sylvie, Chanson 1-0; Bolton, Curtis 1-0. BU-Johnston,Clay 7-0; Young,Taylor 5-2; Sells,Taion 5-1; Arnold, Grayland 3-0; Hunt,Tyrone 2-1; Miller,Chris 2-1; Vaughns,V. 2-0; Hand,Harrison 2-0; Pitre,Jalen 2-0; Roy,Bravvion 1-1; Jones,Marques 1-1; Black,Henry 1-1; Nance,Brian 1-0; Platt,Chris 1-0; Gal-itz,Drew 1-0; Jacobs,Jamie 1-0; McVea,Jairon 1-0; Hall,Davion 0-1; Roberts,Greg 0-1; Lewis,Ira 0-1; Davis,Timarcus 0-1; Williams,Deonte 0-1; Jones,Xavier 0-1.

PLAYER SPOTLIGHTS



4

GRAYLAND ARNOLD

CB • 5-9 • 190 • SO. • 1L
KOUNTZE, TEXAS (KOUNTZE HS)

Physical, aggressive defensive back ... Likely starter at corner, broke arm one week before 2017 opener ... Voted single-digit number by teammates in August 2017 ... Made four starts as freshman in 2016.

2017 (Sophomore): Made season debut and started vs. No. 3 Oklahoma, had three tackles ... Missed games at Duke, vs. UTSA and Liberty due to injury.

ARNOLD CAREER STATISTICS

DEFENSIVE									
YEAR	G/GS	UT	AT	TT	TFL-YD	QBS-YD	FF/FR	PBU	INT-YD
2016	11/4	17	3	20	2.0-10	0-0	0/0	4	0-0
2017	1/1	3	0	3	0-0	0-0	0/0	0	0-0
CAREER	12/5	20	3	23	2.0-10	0-0	0/0	4	0-0

CAREER BESTS

Tackles: 4 vs. Kansas (10/15/16)
Solo Tackles: 4 vs. Kansas (10/15/16)
Tackles-For-Loss: 2 vs. Boise State (12/27/16)
Interceptions: N/A
Forced Fumbles: N/A
Fumble Recoveries: N/A
Pass Breakups: 2 at WVU (12/3/16)



16

JARED ATKINSON

WR • 6-3 • 210 • SO. • 1L
MESQUITE, TEXAS (HORN HS)

Talented second-year wideout ... Expected to provide depth at wide receiver position.

2017 (Sophomore): Saw action in first three games, but did not record any statistics ... one rush for seven yards against Oklahoma

ATKINSON CAREER STATISTICS

RECEIVING						
YEAR	G/GS	REC	YD	AVG	TD	LP/OPPONENT
2016	9/0	4	44	11.0	0	20/at West Virginia
2017	1/0	0	0	N/A	0	N/A
CAREER	10/0	4	44	11/0	0	20/at West Virginia

CAREER BESTS

Receptions: 1, four times, last vs. Boise State (12/27/16)
Receiving Yards: 20 at West Virginia (12/3/16)
Touchdowns: N/A
Longest Reception: 20 at West Virginia (12/3/16)



28

HENRY BLACK

S • 6-0 • 200 • SO. • 1L
SHREVEPORT, LA. (WOODLAWN HS)

Third-year defensive back ... Listed as backup at strong safety entering 2017.

2017 (Sophomore): Started vs. No. 3 Oklahoma, had two tackles ... Started at Duke, had first career interception ... Made first career start vs. UTSA while making two tackles ... Tallied two tackles vs. Liberty.

BLACK CAREER STATISTICS

DEFENSIVE									
YEAR	G/GS	UT	AT	TT	TFL-YD	QBS-YD	FF/FR	PBU	INT-YD
2015					redshirt				
2016	13/0	6	2	8	0-0	0-0	0/0	0	0-0
2017	4/3	4	2	6	0-0	0-0	0/0	0	1-0
CAREER	17/3	10	4	14	0-0	0-0	0/0	0	1-0

CAREER BESTS

Tackles: 6 at Oklahoma (11/12/16)
Solo Tackles: 5 at Oklahoma (11/12/16)
Tackles-For-Loss: N/A
Interceptions: 1 at Duke (9/16/17)
Forced Fumbles: N/A
Fumble Recoveries: N/A
Pass Breakups: N/A



23

JOURDAN BLAKE

CB • 5-11 • 190 • JR. • 2L
PRINCETON, TEXAS (PRINCETON HS)

Fourth-year junior defensive back ... reserve defensive back ... Moved to corner during 2017 spring practice ... Played in eight games in 2016 ... Son of former Buffalo Bills defensive line coach and Oklahoma head coach John Blake.

2017 (Junior): Played but did not record any stats at Duke ... Started vs. UTSA, had two tackles ... Made first career start vs. Liberty while totaling first three career tackles, first TFL and first PBU.

BLAKE CAREER STATISTICS

DEFENSIVE									
YEAR	G/GS	UT	AT	TT	TFL-YD	QBS-YD	FF/FR	PBU	INT-YD
2015	3/0	0	0	0	0-0	0-0	0/0	0	0-0
2016	8/0	0	0	0	0-0	0-0	0/0	0	0-0
2017	4/2	4	1	5	1.0-1	0-0	0/0	1	0-0
CAREER	15/2	4	1	5	1.0-1	0-0	0/0	1	0-0

CAREER BESTS

Tackles: 3 vs. Liberty (9/2/17)
Solo Tackles: 3 vs. Liberty (9/2/17)
Tackles-For-Loss: 1.0 vs. Liberty (9/2/17)
Interceptions: N/A
Forced Fumbles: N/A
Fumble Recoveries: N/A
Pass Breakups: 1 vs. Liberty (9/2/17)

PLAYER SPOTLIGHTS



13
CHARLIE BREWER
 QB • 6-1 • 190 • FR. • HS
 AUSTIN, TEXAS (LAKE TRAVIS HS)

Enrolled January 2017 and completed spring practice ... Athletic, accurate, smart QB with good intangibles ... Listed as backup QB, was one of three QBs in mix to start in fall camp ... Set national high school completion percentage record as all-state senior while winning state title ... Grandfather, father, uncle and older brother all played quarterback in college.

Freshman (2017): Dressed vs. No. 3 Oklahoma, at Duke, vs. UTSA and Liberty but did not play.

BREWER CAREER STATISTICS

PASSING									
YEAR	G/GS	CMP	ATT	PCT	YDS	INT	TD	EFF.	LP/OPPONENT
2017	--								
CAREER	--								

CAREER BESTS
PASSING
 Attempts: N/A
 Completions: N/A
 Yards: N/A
 Touchdowns: N/A
 Longest Pass: N/A



87
JAYSON CLEMENTS
 TE • 6-3 • 227 • JR. • RS
 WACO, TEXAS (STEPHEN F. AUSTIN)

Second-year tight end sat out last season as transfer from Stephen F. Austin ... Emerged as backup TE in fall camp ... Waco native played at Midway High School.

2017 (Junior): Saw action vs. No. 3 Oklahoma but did not record any stats ... Played at Duke but did not record any stats ... Played vs. UTSA but did not record any stats ... Made Baylor debut vs. Liberty but did not record any stats.

CLEMENTS CAREER STATISTICS

RECEIVING						
YEAR	G/GS	REC	YDS	AVG	TD	LP/OPPONENT
2016			redshirt			
2017	4/0	0	0	N/A	0	N/A
CAREER	4/0	0	0	N/A	0	N/A

CAREER BESTS
RECEIVING
 Receptions: N/A
 Receiving Yards: N/A
 Touchdowns: N/A
 Longest Reception: N/A



25
TRESTAN EBNER
 RB • 6-0 • 205 • FR • HS
 HENDERSON, TEXAS (HENDERSON HS)

Freshman in mix at running back ... Converted from receiver during fall 2017.

2017 (Freshman): Had first career rush for four yards vs. No. 3 Oklahoma while making one catch for career-long seven yards ... Posted one kick return for 13 yards at Duke along with first career catch for six yards ... Had two kick returns vs. UTSA for 31 yards, including long of 23 ... Made collegiate debut vs. Liberty but did not record any stats.

EBNER CAREER STATISTICS

RUSHING						
YEAR	G/GS	ATT	YD	AVG	TD	LP/OPPONENT
2017	4/0	1	4	4.0	0	4/Oklahoma
CAREER	4/0	1	4	4.0	0	4/Oklahoma

RECEIVING						
YEAR	G/GS	REC	YD	AVG	TD	LP/OPPONENT
2017	4/0	2	13	6.5	0	7/Oklahoma
CAREER	4/0	2	13	6.5	0	7/Oklahoma

CAREER BESTS
RUSHING
 Attempts: 1 vs. Oklahoma (9/23/17)
 Yards: 4 vs. Oklahoma (9/23/17)
 Touchdowns: N/A
 Longest Rush: 4 vs. Oklahoma (9/23/17)

CAREER BESTS
RECEIVING
 Receptions: 1 at Duke (9/16/17); vs. Oklahoma (9/23/17)
 Receiving Yards: 7 vs. Oklahoma (9/23/17)
 Touchdowns: N/A
 Longest Reception: 7 vs. Oklahoma (9/23/17)



85
JORDAN FEUERBACHER
 TE • 6-4 • 271 • SR. • 3L
 KINGWOOD, TEXAS (KINGWOOD PARK HS)

Three-year letterman ... Returning starting tight end ... 2017 Preseason All-Big 12 (Lindy's, Phil Steele) ... Former early enrollee participated in fourth spring drills in 2017 ... 2016 All-Big 12 second team (ProFootballFocus) ... 2017 Mackey Award watch list.

2017 (Senior): Returned from injury vs. No. 3 Oklahoma but did not record any stats ... Missed games at Duke and vs. UTSA due to injury ... Started vs. Liberty but did not record any stats.

FEUERBACHER CAREER STATISTICS


RECEIVING						
YEAR	G/GS	REC	YDS	AVG	TD	LP/OPPONENT
2014	12/0	2	15	7.5	0	9/NSU
2015	4/1	0	0	0.0	0	--
2016	13/9	7	104	14.9	2	36/Oklahoma State
2017	2/1	0	0	N/A	0	N/A
CAREER	31/11	9	119	13.2	2	36/Oklahoma St. 2016

PLAYER SPOTLIGHTS

CAREER BESTS

RECEIVING

Receptions: 2 vs. Northwestern State (9/6/14); vs. OSU (9/24/16)
Receiving Yards: 50 vs. Oklahoma State (9/24/16)
Touchdowns: 1 vs. NSU (9/4/16); at Rice (9/16/16)
Longest Reception: 36 vs. Oklahoma State (9/24/16)



36

DREW GALITZ

P/K • 5-11 • 205 • JR. • 2L
ROWLETT, TEXAS (ROWLETT HS)

Junior two-time All-Big 12 punter ... Also primary kickoff man and option for long field goals ... 2017 Ray Guy Awards Watch List ... 2017 Preseason All-Big 12 (Phil Steele) ... Honorable mention All-Big 12 following 2016 season ... Named 2016 preseason All-Big 12 by Phil Steele ... Primary punter all 13 games as true freshman in 2015, averaged 40.7 yards ... Former prep All-American.

2017 (Junior): Ranks second in FBS and first in Big 12 in net punting (45.8) and 20th and first in punting (45.2) ... Punted four times for 173 yards (43.2) with long of 53 vs. No. 3 Oklahoma while kicking off eight times for 458 yards (57.3) and two touchbacks ... Named Ray Guy Award Punter of the Week after posting seven punts for 360 yards (51.4) with three inside 20 and career long boots of 68 and 70 yards at Duke while kicking off four times for 234 yards (58.5) ... Punted six times for 254 yards (42.3) with long of 53 and two inside 20 against UTSA while posting three kickoffs for 187 yards (62.3) and one touchback ... Had four punts for 163 yards (40.8) with long of 45 yards while also posting eight kickoffs for 470 yards (58.8) and four touchbacks.

GALITZ CAREER STATISTICS

PUNTING

YEAR	G	NO	YDS	AVG	50+	IN20	LP/OPPONENT
2015	13	40	1,627	40.7	7	11	61/Texas Tech
2016	13	54	2,246	41.6	6	12	62/Two times
2017	4	21	950	45.2	4	5	70/at Duke
CAREER	30	115	4,823	41.9	17	28	70/at Duke

KICKING

YEAR	G/GS	KO	YDS	AVG	TB	OB
2015	13/0	0	0	N/A	0	0
2016	13/0	80	5,003	62.5	22	4
2017	4/0	23	1,349	58.7	7	2
CAREER	30/0	103	6,352	61.7	29	6

PLACE-KICKING

YEAR	G/GS	PAT-A	PCT	FG-A	PCT	TP
2015	13/0	0-0	N/A	0-0	N/A	0
2016	13/0	0-0	N/A	0-1	.000	0
2017	4/0	0-0	N/A	0-0	N/A	0
CAREER	30/0	0-0	N/A	0-1	.000	0

CAREER BESTS

PUNTING

Punts: 10 at TCU (11/27/15)
Punting Yards: 401 at TCU (11/27/15)
Longest Punt: 70 at Duke (9/16/17)
Punts Inside 20: 4 at TCU (11/27/15)

CAREER BESTS

Longest FG: N/A
Most FGs: N/A
Most PATs: N/A
Most Points: N/A



12

DAVION HALL

S • 6-1 • 210 • SR • 3L
TEXARKANA, TEXAS (LIBERTY-EYLAU HS)

Athletic, fourth-year senior ... 2018 Reese's Senior Bowl Watch List ... Former receiver moved to defense prior to 2016 spring drills ... Listed as starter at strong safety entering 2017 fall camp but missed most of camp due to injury ... Made 20 receptions and two TDs in two seasons at receiver (six career starts) ... Former prep All-America and early enrollee participated in fourth spring drills in 2016 ... Named to spring 2015 and 2017 Big 12 Commissioner's Honor Roll.

2017 (Senior): Started vs. No. 3 Oklahoma, had one tackle ... Started at Duke, made six tackles ... Returned from injury to start vs. UTSA, had four tackles ... Missed Liberty game due to injury.

HALL CAREER STATISTICS

DEFENSIVE

YEAR	G/GS	UT	AT	TT	TFL-YD	QBS-YD	FF/FR	PBU	INT-YD
2014	11/2	4	2	6	0-0	0-0	0/0	0	0-0
2015	13/4	11	1	12	0-0	0-0	0/0	0	0-0
2016	11/5	37	15	52	2.0-6	0-0	1/0	3	1-62
2017	3/3	7	4	11	0-0	0-0	0/0	0	0-0
CAREER	38/14	59	22	81	2.0-6	0-0	1/0	3	1-62

CAREER BESTS

Tackles: 16 vs. Kansas State (11/19/16)
Solo Tackles: 11 vs. Kansas State (11/19/16)
Tackles-For-Loss: 1.0 at Rice (9/16/16); at Texas (10/29/16)
Sacks: N/A
PBUs: 1 vs. SMU (9/10/16); at Rice (9/16/16); vs. KU (10/15/16)
INTs: 1 vs. SMU (9/10/16)
Forced Fumbles: 1 vs. Kansas State (11/19/16)
Recovered Fumbles: N/A



31

HARRISON HAND

CB • 6-0 • 190 • FR • HS
CHERRY HILL, N.J. (CHERRY HILL WEST HS)

Physical, athletic true freshman corner ... Earned starting spot during fall camp 2017.

2017 (Freshman): Started vs. No. 3 Oklahoma, posted two tackles and career-high-tying two PBUs ... Started at Duke, made seven tackles, all solo to tie career high in solo stops ... Started vs. UTSA, had two tackles ... Started in collegiate debut vs. Liberty, posting team-high 11 tackles and two PBUs.

HAND CAREER STATISTICS

DEFENSIVE

YEAR	G/GS	UT	AT	TT	TFL-YD	QBS-YD	FF/FR	PBU	INT-YD
2017	4/4	18	4	22	0-0	0-0	0/0	4	0-0
CAREER	4/4	18	4	22	0-0	0-0	0/0	4	0-0

CAREER BESTS

Tackles: 11 vs. Liberty (9/2/17)
Solo Tackles: 7 vs. Liberty (9/2/17); at Duke (9/16/17)
Tackles-For-Loss: N/A
Interceptions: N/A
Forced Fumbles: N/A
Fumble Recoveries: N/A
Pass Breakups: 2 vs. Liberty (9/2/17); vs. Oklahoma (9/23/17)

PLAYER SPOTLIGHTS



18
GAVIN HOLMES
 WR • 5-11 • 195 • FR • HS
 JUSTIN, TEXAS (NORTHWEST HS)

Speedy freshman receiver ... Reserve at inside receiver spot and punt returner.
2017 (Freshman): Saw action vs. No. 3 Oklahoma but did not record any stats ... Played but did not record any stats at Duke ... Made collegiate debut vs. UTSA but did not record any stats ... Dressed but did not play vs. Liberty.

HOLMES CAREER STATISTICS

RECEIVING						
YEAR	G/GS	REC	YD	AVG	TD	LP/OPPONENT
2017	3/0	0	0	N/A	0	N/A
CAREER	3/0	0	0	N/A	0	N/A

CAREER BESTS
RECEIVING
 Receptions: N/A
 Receiving Yards: N/A
 Touchdowns: N/A
 Longest Reception: N/A



11
JAMESON HOUSTON
 CB • 5-11 • 190 • SO. • 1L
 AUSTIN, TEXAS (ST. MICHAEL'S ACADEMY)

Third-year sophomore ... Tall defensive back with speed, listed as starter at cornerback entering 2017 ... Played in 11 games with two starts in 2016 ... Sat out 2015 as redshirt.
2017 (Sophomore): Played vs. No. 3 Oklahoma but did not record any stats ... Had one tackle and one PBU at Duke ... Made season debut vs. UTSA, made four tackles (career-high four solo) ... Missed season-opener vs. Liberty due to injury.

HOUSTON CAREER STATISTICS

DEFENSIVE									
YEAR	G/GS	UT	AT	TT	TFL-YD	QBS-YD	FF/FR	PBU	INT-YD
2016	11/2	17	5	22	0-0	0-0	0/0	4	3-116
2017	3/0	4	1	5	0-0	0-0	0/0	1	0-0
CAREER	14/2	21	6	27	0-0	0-0	0/0	5	3-116

CAREER BESTS
 Tackles: 5 vs. Kansas (10/15/16)
 Solo Tackles: 4 vs. UTSA (9/9/17)
 Tackles-For-Loss: 0.5 vs. Kansas (10/15/16)
 PBUs: 1, five times, last at Duke (9/16/17)
 Forced Fumbles: 1 at Texas (10/29/16)
 Recovered Fumbles: 1 at Texas (10/29/16)



90
TYRONE HUNT
 DT • 6-4 • 285 • SO. • 1L
 ARP, TEXAS (ARP HS)

Third-year sophomore defensive lineman ... In mix at defensive tackle ... Saw action in all 13 games as redshirt freshman with five starts ... 2016 Motel 6 Cactus Bowl Defensive MVP ... Sat out 2015 as redshirt.
2017 (Sophomore): Posted three tackles and one TFL vs. No. 3 Oklahoma ... Made three tackles, 0.5 TFLs and first career QB hurry at Duke ... Played vs. UTSA but did not record any stats ... Registered three tackles and one TFL vs. Liberty.

HUNT CAREER STATISTICS

DEFENSIVE									
YEAR	G/GS	UT	AT	TT	TFL-YD	QBS-YD	FF/FR	QBH	INT-YD
2015									
2016	13/5	20	10	30	5.0-21	2.0-15	0/0	0	0-0
2017	4/0	6	3	9	2.5-5	0-0	0/0	1	0-0
CAREER	17/5	26	13	39	7.5-26	2.0-15	0/0	1	0-0

CAREER BESTS
 Tackles: 8 at Oklahoma (11/12/16)
 Solo Tackles: 6 at Oklahoma (11/12/16)
 Tackles-For-Loss: 3.0 at Oklahoma (11/12/16)
 Sacks: 2.0 vs. Boise State (12/27/16)
 QB Hurries: 1 at Duke (9/16/17)
 Forced Fumbles: N/A
 Fumbles Recovered: N/A



43
JAMIE JACOBS
 DE • 6-3 • 240 • JR. • 2L
 WACO, TEXAS (MIDWAY HS)

Second-string at the RUSH position ... Has played in 17 games with three starts entering 2017 ... Listed as one of two backups to senior K.J. Smith at defensive end position.
2017 (Junior): Had one tackle vs. No. 3 Oklahoma ... Made one tackle at Duke ... Played but did not record any stats vs. UTSA ... Notched one tackle vs. Liberty.

JACOBS CAREER STATISTICS

DEFENSIVE									
YEAR	G/GS	UT	AT	TT	TFL-YD	QBS-YD	FF/FR	QBH	INT-YD
2014									
2015	4/0	1	1	2	0-0	0-0	0/0	0	0-0
2016	13/3	11	6	17	2.5-5	1.0-2	1/0	0	0-0
2017	4/0	2	1	3	0-0	0-0	0/0	0	0-0
CAREER	21/3	14	8	22	2.5-5	1.0-2	1/0	0	0-0

CAREER BESTS
 Tackles: 3 vs. TCU (11/5/16)
 Solo Tackles: 2 at Texas (10/29/16); vs. TCU (11/5/16); vs. Boise State (12/27/16)
 Tackles-For-Loss: 1.0 at Texas (10/29/16)
 Sacks: 0.5 vs. SMU (9/10/16); at WVU (12/3/16)
 QB Hurries: 2 vs. Northwestern State (9/2/16)
 Forced Fumbles: N/A
 Fumbles Recovered: N/A

PLAYER SPOTLIGHTS



92

MICHEAL JOHNSON

DT • 6-1 • 280 • SO. • 1L
MISSOURI CITY, TEXAS (HIGHTOWER HS)

Backup at the defensive tackle spot ... Appeared in three games as true freshman in 2016 ... 2016 Academic All-Big 12 Rookie team.

2017 (Sophomore): Saw action vs. No. 3 Oklahoma but did not record any stats ... Played but did not record any stats at Duke ... Made first career start vs. UTSA, had first career TFL ... Posted one tackle vs. Liberty.

JOHNSON CAREER STATISTICS

DEFENSIVE									
YEAR	G/GS	UT	AT	TT	TFL-YD	QBS-YD	FF/FR	QBH	INT-YD
2016	3/0	2	2	4	0-0	0-0	0/0	1	0-0
2017	4/1	2	0	2	1.0-4	0-0	0/0	0	0-0
CAREER	7/1	5	2	6	1.0-4	0-0	0/0	1	0-0

CAREER BESTS

Tackles: 2 vs. Kansas (10/15/16)
Solo Tackles: 1, four times, last vs. UTSA (9/9/17)
Tackles-For-Loss: 1.0 vs. UTSA (9/9/17)
Sacks: N/A
Interceptions: N/A
Forced Fumbles: N/A
Fumble Recoveries: N/A
QB Hurries: 1 at Texas (10/29/16)



44

CLAY JOHNSTON

LB • 6-1 • 220 • SO. • 1L
ABILENE, TEXAS (WYLIE HS)

Third-year sophomore LB ... Listed as starting MLB entering 2017 ... Played in 13 games with two starts in 2016 ... Sat out 2015 as redshirt ... Father, Kent, spent over two decades as strength and conditioning coach, most recently with the NFL's San Diego Chargers.

2017 (Sophomore): Ranks seventh in FBS and second in Big 12 in TFLs per game (1.9), 16th and third in solo tackles per game (6.3) and 36th and second in tackles per game (9.0) ... Started, notched seven tackles, all solo, and one TFL vs. No. 3 Oklahoma ... Started, tallied career highs of 13 tackles, one sack, three TFLs and two QB hurries at Duke ... Started vs. UTSA, made career-high 10 tackles (career-high nine solo) and one TFL ... Started, had then-career highs of six tackles and 2.5 TFLs along with first forced fumble and one QB hurry vs. Liberty.

JOHNSTON CAREER STATISTICS

DEFENSIVE									
YEAR	G/GS	UT	AT	TT	TFL-YD	QBS-YD	FF/FR	QBH	INT-YD
2015									
				redshirt					
2016	13/2	14	12	26	4.0-14	0-0	0/0	1	1-65
2017	4/4	25	11	36	7.5-24	1.0-7	1/0	3	0-0
CAREER	17/6	39	23	62	11.5-38	1.0-7	1/0	4	1-65

CAREER BESTS

Tackles: 13 at Duke (9/16/17)
Solo Tackles: 9 vs. UTSA (9/9/17)
Tackles-For-Loss: 3.0 at Duke (9/16/17)
Sacks: 1.0 at Duke (9/16/17)
Interceptions: 1 vs. Kansas (10/15/16)
Forced Fumbles: 1 vs. Liberty (9/2/17)
Fumble Recoveries: N/A
QB Hurries: 2 at Duke (9/16/17)



9

IRA LEWIS

DT • 6-3 • 290 • JR • 2L
HOUSTON, TEXAS (LAMAR HS)

Fourth-year junior lineman ... Listed as starter at nose tackle ... Voted into single-digit jersey by teammates in August 2017.

2017 (Junior): Started, posted one tackle and one QB hurry vs. No. 3 Oklahoma ... Started, had five tackles, one sack and 2.5 TFLs at Duke ... Started, made three tackles with 0.5 sacks vs. UTSA ... Started, recorded six tackles, career-high-tying three solo stops, 1.5 TFLs and one sack vs. Liberty.

LEWIS CAREER STATISTICS

DEFENSIVE									
YEAR	G/GS	UT	AT	TT	TFL-YD	QBS-YD	FF/FR	QBH	INT-YD
2014									
				redshirt					
2015	5/0	0	0	0	0-0	0-0	0/0	0	0-0
2016	13/7	21	15	36	7.5-34	3.0-20	0/1	3	0-0
2017	4/4	9	6	15	4.5-16	2.5-13	0/0	1	0-0
CAREER	22/11	30	21	51	12.0-50	5.5-33	0/1	4	0-0

CAREER BESTS

Tackles: 8 at Iowa State (10/1/16)
Solo Tackles: 4 at Duke (9/16/17)
Tackles-For-Loss: 3.0 vs. Northwestern State (9/2/16)
Sacks: 1.0, four times, last at Duke (9/16/17)
Forced Fumbles: N/A
Fumbles Recovered: vs. Kansas (10/15/16)
QB Hurries: 1, four times, last vs. Oklahoma (9/23/17)

PLAYER SPOTLIGHTS



7
JOHN LOVETT
 RB • 6-2 • 195 • FR • HS
 BURLINGTON, N.J. (CHEROKEE HS)

True freshman all-around back ... Second-string running back ... Voted single-digit number by teammates in August 2017.

2017 (Freshman): Started, rushed 13 times for 44 yards and had one catch for two yards vs. No. 3 Oklahoma ... Started, carried nine times for 21 yards at Duke ... With 161 rushing yards in first two games of season, had sixth best rushing start to season at Baylor since 2000 ... Had first career start vs. UTSA, rushing career-high 18 times for 72 yards and making first three career catches for 10 yards ... Made collegiate debut vs. Liberty, rushing 14 times for 89 yards and two TDs, including 34-yard TD run, to become Baylor's first true freshmen to rush for two TDs since QB Nick Florence vs. Kent State on Oct. 3, 2009 ... Had most rushing yards by BU freshman since at least 2000 with 89 vs. Liberty.

LOVETT CAREER STATISTICS

RUSHING						
YEAR	G/GS	ATT	YD	AVG	TD	LP/OPPONENT
2017	4/3	54	226	4.2	2	34/Liberty (TD)
CAREER	4/3	54	226	4.2	2	34/Liberty (TD)

RECEIVING						
YEAR	G/GS	REC	YD	AVG	TD	LP/OPPONENT
2017	4/3	4	12	3.0	0	4/UTSA
CAREER	4/3	4	12	3.0	0	4/UTSA

CAREER BESTS

RUSHING
Attempts: 18 vs. UTSA (9/9/17)
Yards: 89 vs. Liberty (9/2/17)
Touchdowns: 2 vs. Liberty (9/2/17)
Longest Rush: 34 vs. Liberty (9/2/17) (TD)

CAREER BESTS

RECEIVING
Receptions: 3 vs. UTSA (9/9/17)
Receiving Yards: 10 vs. UTSA (9/9/17)
Touchdowns: N/A
Longest Reception: 4 vs. UTSA (9/9/17)



21
BLAKE LYNCH
 WR/DB • 6-3 • 205 • SO • 1L
 GILMER, TEXAS (GILMER HS)

Versatile sophomore that is likely to see action at 4-5 different positions ... Could see action at receiver, running back, defensive back and in return game ... 2017 Preseason All-Big 12 (Athlon) ... Saw action at both running back and receiver in 2016 ... Finished with 484 yards of total offense and three touchdowns ... Early enrollee in January 2015, participated in second spring drills in 2016 ... Former prep All-American ... Served on mission trip to Brazil during summer 2017.

2017 (Sophomore): Played vs. No. 3 Oklahoma but did not record any stats ... Made first start on defense, posted two tackles and one PBU while also rushing on time for loss of one yard at Duke ... Had four career-high-tying four tackles and one PBU vs. UTSA ... Played first career collegiate game on defensive side of ball vs. Liberty, recording four tackles and two PBUs.

LYNCH CAREER STATISTICS

RECEIVING						
YEAR	G/GS	REC	YD	AVG	TD	LP/OPPONENT
2015			redshirt			
2016	11/3	34	404	11.9	3	57/at Iowa State
2017	4/1	0	0	N/A	0	N/A
CAREER	15/4	34	404	11.9	3	57/at Iowa State

RUSHING						
YEAR	G/GS	ATT	YD	AVG	TD	LP/OPPONENT
2015			redshirt			
2016	11/3	12	80	6.7	0	21/at Oklahoma
2017	4/1	1	-1	-1.0	0	-1/at Duke
CAREER	15/4	13	79	6.1	0	21/at Oklahoma

DEFENSIVE									
YEAR	G/GS	UT	AT	TT	TFL-YD	QBS-YD	FF/FR	PBU	INT-YD
2015					redshirt				
2016	11/3	0	0	0	0-0	0-0	0/0	0	0-0
2017	4/1	7	3	10	0-0	0-0	0/0	4	0-0
CAREER	15/4	7	3	10	0-0	0-0	0/0	4	0-0

CAREER BESTS

RECEIVING
Receptions: 6 vs. SMU (9/10/16); vs. TCU (11/5/16); vs. KSU (11/20/16)
Receiving Yards: 95 vs. SMU (9/10/16)
Longest Reception: 57 at ISU (10/11/16)
Touchdowns: 1 vs. NSU (9/2/16); vs. SMU (9/10/16); vs. KSU (11/20/16)

CAREER BESTS

RUSHING
Attempts: 6 at Oklahoma (11/12/16)
Yards: 58 at Oklahoma (11/12/16)
Touchdowns: N/A
Longest Rush: 21 at Oklahoma (11/12/16)

CAREER BESTS

Tackles: 4 vs. Liberty (9/2/17); vs. UTSA (9/9/17)
Solo Tackles: 4 vs. Liberty (9/2/17)
Tackles-For-Loss: N/A
PBUs: 2 vs. Liberty (9/2/17)
Forced Fumbles: N/A
Recovered Fumbles: N/A

PLAYER SPOTLIGHTS



96
CONNOR MARTIN
 K/P • 5-9 • 180 • SO • 1L
 FRISCO, TEXAS (CENTENNIAL HS)

Sophomore place kicker ... Primary option on field goals and extra points ... Saw action in two games as freshman.

2017 (Sophomore): Ranks 21st in FBS and first in Big 12 in field goal percentage (85.7) and 24th and first in field goals made per game (1.5) ... Named Big 12 Special Teams Player of the Week after making four of five field goals vs. No. 3 Oklahoma, including career-longs of 41 and 46, while going 3-for-3 on PATs for career-high 15 points ... Two 40-yard FGs vs. No. 3 Oklahoma were first for BU since Aaron Jones (42, 44) at Texas on Oct. 20, 2012 ... Four made FGs vs. No. 3 Oklahoma tied program record with seven others, last was Chris Callahan vs. Kansas in 2014 ... Went 2-for-3 on PATs at Duke ... Made both PAT and FG attempts (20 yards) vs. UTSA ... Made first collegiate field goal attempt from 39 yards out vs. Liberty while also going 4-for-4 on PATs for career-high seven points.

MARTIN CAREER STATISTICS						
PLACE-KICKING						
YEAR	G/GS	PAT-A	PCT	FG-A	PCT	TP
2016	2/0	5-5	1.000	0-0	--	5
2017	4/0	10-11	90.9	6-7	85.7	28
CAREER	7/0	15-16	93.8	6-7	85.7ss	32

CAREER BESTS
 Longest FG: 46 vs. Oklahoma (9/23/17)
 Most FGs: 4 vs. Oklahoma (9/23/17)
 Most PATs: 5 vs. Oklahoma State (9/24/16)
 Most Points: 15 vs. Oklahoma (9/23/17)



3
CHRIS MILLER
 S • 6-0 • 185 • SO • 1L
 FRISCO, TEXAS (LONE STAR HS)

Second-year defensive back ... Listed as starter at strong safety entering 2017 ... Voted into single-digit jersey by teammates in August 2017.

2017 (Sophomore): Had three tackles and first career fumble recovery vs. No. 3 Oklahoma ... Made five tackles at Duke ... Totaled career highs of six tackles and five solo stops vs. UTSA ... Made first collegiate start vs. Liberty, tallying one tackle.

MILLER CAREER STATISTICS									
DEFENSIVE									
YEAR	G/GS	UT	AT	TT	TFL-YD	QBS-YD	FF/FR	PBU	INT-YD
2016	8/0	4	2	6	0-0	0-0	0/0	0	0-0
2017	4/1	7	6	15	0-0	0-0	0/1	0	0-0
CAREER	12/1	13	8	21	0-0	0-0	0/1	0	0-0

CAREER BESTS
 Tackles: 6 vs. UTSA (9/9/17)
 Solo Tackles: 5 vs. UTSA (9/9/17)
 Tackles-For-Loss: N/A
 Interceptions: N/A
 Forced Fumbles: N/A
 Fumble Recoveries: 1 vs. Oklahoma (9/23/17)
 Pass Breakups: N/A



15
DENZEL MIMS
 WR • 6-3 • 197 • SO • 1L
 DAINGERFIELD, TEXAS (DAINGERFIELD HS)

Second-year tall, rangy wide receiver ... Listed as starter at one wide receiver position entering 2017 ... Played in 11 games as true freshman in 2016 with one start (vs. SMU).

2017 (Sophomore): 2017 Biletnikoff Award Watch List mid-season addition ... Ranks third in FBS and second in Big 12 in receiving TDs (6), 12th and second in total TDs (6), 14th and fourth in receiving yards (406), 19th and second in yards per reception (22.56), 20th and fifth in receiving yards per game (101.5) and 30th and third in points (36) ... Ranks tied for first in catches of 40 or more yards (4), sixth in 20 or more (8), seventh in 30 or more (4) and 17th in 10 or more (14) ... Has had at least one TD catch in each of the first four games this season (KD Cannon had one or more in each of the first three games in 2016 and Corey Coleman had one or more in the first eight games in 2015) ... Started vs. No. 3 Oklahoma, posted first career 100-yard receiving game with career highs in yards (192), catches (11) and TDs (3) to earn honorable mention on Earl Campbell Tyler Rose Award Player of the Week list for Week 4 ... First BU WR with three TDs in game since Corey Coleman had three vs. West Virginia on Oct. 17, 2015 ... Had 37th double-digit reception game in program history ... 92 receiving yards were 12th most in game in program history ... Started at Duke, had two catches for 67 yards, including 44-yard TD ... Started vs. UTSA, posted career-high-tying three catches for 62 yards with 20-yard TD grab ... Started vs. Liberty, had career-high 85 receiving yards on two catches, including first career TD on career-long, 45-yard grab.

MIMS CAREER STATISTICS						
RECEIVING						
YEAR	G/GS	REC	YD	AVG	TD	LP/OPPONENT
2016	11/1	4	24	6.0	0	10/at Rice
2017	4/4	18	406	22.6	6	71/Oklahoma (TD)
CAREER	15/5	22	430	19.5	6	71/Oklahoma (TD) (2017)

CAREER BESTS
 Receptions: 11 vs. Oklahoma (9/23/17)
 Receiving Yards: 192 vs. Oklahoma (9/23/17)
 Touchdowns: 3 vs. Oklahoma (9/23/17)
 Longest Reception: 71 vs. Oklahoma (9/23/17) (TD)



5
BRIAN NANCE
 DE • 6-3 • 250 • SR • 2L
 EULESS, TEXAS (HARGRAVE MILITARY ACADEMY)

Fifth-year senior defensive lineman ... Listed as starter at RUSH entering 2017 ... Voted into single-digit jersey by teammates in August 2017 ... 2011 prep All-American ... Named to spring 2015 Big 12 Commissioner's Honor Roll.

2017 (Senior): Started, had one tackle vs. No. 3 Oklahoma ... Had career highs of five tackles, four solo stops, two sacks and two TFLs while also forcing fumble at Duke ... Played but did not record any stats vs. UTSA ... Made first collegiate start vs. Liberty, posted three tackles, including career-high three solo stops, along with one PBU.

NANCE CAREER STATISTICS									
DEFENSIVE									
YEAR	G/GS	UT	AT	TT	TFL-YD	QBS-YD	FF/FR	QBH	INT-YD
2013									
									redshirt
2014	13/0	3	3	6	0.5-2	0-0	0/1	0	0-0
2015	13/0	6	3	9	3.0-13	2.0-12	2/0	3	0-0
2016									did not play
2017	4/2	8	1	9	2.0-15	2.0-15	1/0	0	0-0
CAREER	30/2	17	7	24	5.5-30	4.0-27	3/1	3	0-0

PLAYER SPOTLIGHTS

CAREER BESTS

Tackles: 5 at Duke (9/16/17)
Solo Tackles: 4 at Duke (9/16/17)
Tackles for loss: 2.0 at Duke (9/16/17)
Sacks: 2.0 at Duke (9/16/17)
Forced Fumbles: 1.0 vs. Rice (9/26/15); vs. Oklahoma (11/14/15); at Duke (9/16/17)
Fumble Recoveries: 1 vs. Buffalo (9/12/14)
QB Hurries: 2 vs. Iowa State (10/24/15)



13

TONY NICHOLSON

WR • 5-10 • 185 • SO • 1L
GRAND PRAIRIE, TEXAS (S. GRAND PRAIRIE HS)

Dynamic playmaker at both receiver and in the return game ... Listed as starter at inside receiver ... 2017 Preseason All-Big 12 (Athlon, Phil Steele) ... First-team All-Big 12 (Phil Steele) and honorable mention All-Big 12 returner (coaches) in 2016 ... 2016 Big 12 leader in punt return yards (10.21) ... Moved to offense from defensive back in 2016 fall camp.

2017 (Sophomore): Started vs. No. 3 Oklahoma, had career highs of seven catches for 74 yards and career-long 41-yard grab, rushed one time for four yards, had two punt returns for 47 yards, including 42-yard return, for 125 all-purpose yards ... Posted three grabs for 29 yards with career-long catch of 19 yards at Duke ... Had one rush for career-high 31 yards, one catch for seven yards and one punt return for one yard vs. UTSA ... Made first collegiate start vs. Liberty, caught first five career passes for 28 yards.

NICHOLSON CAREER STATISTICS

RECEIVING

YEAR	G/GS	REC	YD	AVG	TD	LP/OPPONENT
2015			redshirt			
2016	13/0	0	0	0.0	0	--
2017	4/2	16	138	8.6	0	41/Oklahoma
CAREER	17/2	16	138	8.6	0	41/Oklahoma

RUSHING

YEAR	G/GS	ATT	YD	AVG	TD	LP/OPPONENT
2015			redshirt			
2016	13/0	1	3	3.0	0	3/Kansas State
2017	4/2	2	35	17.5	0	31/UTSA
CAREER	17/2	3	38	12.7	0	31/UTSA

KICK RETURNS

YEAR	G/GS	RET	YD	AVG	TD	LP/OPPONENT
2015			redshirt			
2016	13/0	18	339	18.8	0	28/Texas Tech
2017	4/2	0	0	N/A	0	N/A
CAREER	17/2	18	339	18.8	0	28/Texas Tech

PUNT RETURNS

YEAR	G/GS	RET	YD	AVG	TD	LP/OPPONENT
2015			redshirt			
2016	13/0	19	194	10.2	0	44/Northwestern State
2017	4/2	3	48	16.0	0	42/Oklahoma
CAREER	17/2	22	242	11.0	0	44/Northwestern State

CAREER BESTS

RECEIVING

Receptions: 7 vs. Oklahoma (9/23/17)
Receiving Yards: 74 vs. Oklahoma (9/23/17)
Longest Reception: 41 vs. Oklahoma (9/23/17)

CAREER BESTS

RUSHING

Attempts: 1 vs. Kansas State (11/19/16); vs. UTSA (9/9/17); vs. Oklahoma (9/23/17)
Yards: 31 vs. UTSA (9/9/17)
Longest Rush: 4 vs. Oklahoma (9/23/17)

CAREER BESTS

KICK RETURNS

Returns: 6 vs. TCU (11/5/16)
Yards: 102 vs. TCU (11/5/16)
Longest Return: 28 vs. Texas Tech (11/25/16)

CAREER BESTS

PUNT RETURNS

Returns: 4 vs. Northwestern State (9/2/16)
Yards: 83 vs. Northwestern State (9/2/16)
Longest Return: 44 vs. Northwestern State (9/2/16)

ssss



15

ERIC OGOR

LB • 5-10 • 205 • SO • SO
ODESSA, TEXAS (MIDLAND CHRISTIAN)

Physical, athletic third-year linebacker ... Played in three games as redshirt freshman in 2016 ... Sat out 2015 as redshirt.

2017 (Sophomore): Played vs. No. 3 Oklahoma but did not record any stats ... Posted career highs of four tackles, four solo stops, one sack, two TFLs, one PBU and one QB hurry at Duke ... Had two tackles and first career sack vs. UTSA ... Played but did not record any stats vs. Liberty.

OGOR CAREER STATISTICS

DEFENSIVE

YEAR	G/GS	UT	AT	TT	TFL-YD	QBS-YD	FF/FR	PBU	INT-YD
2015					redshirt				
2016	3/0	2	3	5	0-0	0-0	0/0	1	0-0
2017	4/0	5	1	6	3.0-19	2.0-16	0/0	1	0-0
CAREER	7/0	7	4	11	3.0-19	2.0-16	0/0	2	0-0

CAREER BESTS

Tackles: 4 at Duke (9/16/17)
Solo Tackles: 4 at Duke (9/16/17)
Tackles-For-Loss: 2.0 at Duke (9/16/17)
Sacks: 1.0 vs. UTSA (9/9/17); at Duke (9/16/17)
Interceptions: N/A
Forced Fumbles: N/A
Fumble Recoveries: N/A
QB Hurries: 1 at Duke (9/16/17)



24

JALEN PITRE

LB • 6-0 • 200 • FR • HS
STAFFORD, TEXAS (STAFFORD HS)

Rangy linebacker that is listed as starter at SLB ... Enrolled in January 2017 ... Earned praise from coaching staff during first spring practice ... Selected to Big 12 Commissioner's Honor Roll in spring 2017.

2017 (Freshman): Had two tackles vs. No. 3 Oklahoma ... Started, had four tackles and one QB hurry at Duke ... Started, made three tackles and first career TFL vs. UTSA ... Started in collegiate debut vs. Liberty, tallied seven tackles.

PITRE CAREER STATISTICS

DEFENSIVE

YEAR	G/GS	UT	AT	TT	TFL-YD	QBS-YD	FF/FR	PBU	INT-YD
2017	4/3	14	2	16	1.0-2	0-0	0/0	0	0-0
CAREER	4/3	14	2	16	1.0-2	0-0	0/0	0	0-0

PLAYER SPOTLIGHTS

CAREER BESTS

Tackles: 7 vs. Liberty (9/2/17)
Solo Tackles: 5 vs. Liberty (9/2/17)
Tackles-For-Loss: 1.0 vs. UTSA (9/9/17)
Sacks: N/A
Interceptions: N/A
Forced Fumbles: N/A
Fumble Recoveries: N/A
QB Hurries: 1 at Duke (9/16/17)



52

GREG ROBERTS

DE • 6-5 • 260 • JR • 2L
NACOGDOCHES, TEXAS (NACOGDOCHES HS)

Fourth-year junior defensive lineman ... Starting candidate with Xavier Jones at defensive end ... Named to fall 2014 Big 12 Commissioner's Honor Roll ... Father, Greg Sr., is former NFL player and 1978 Outland Trophy award winner.

2016 (Sophomore): Had one tackle vs. No. 3 Oklahoma ... Made two tackles at Duke ... Had first career blocked FG vs. UTSA ... Started vs. Liberty, had three tackles and one TFL.

ROBERTS CAREER STATISTICS

DEFENSIVE									
YEAR	G/GS	UT	AT	TT	TFL-YD	QBS-YD	FF/FR	QBH	INT-YD
2014				redshirt					
2015	5/0	2	0	2	0-0	0-0	0/0	0	0-0
2016	13/10	16	11	27	3.5-12	0-0	1/0	5	0-0
2017	4/1	4	2	6	1.0-1	0-0	0/0	0	0-0
CAREER	22/11	22	13	35	4.5-13	0-0	1/0	5	0-0

CAREER BESTS

Tackles: 6 at West Virginia (12/3/16)
Solo Tackles: 4 vs. TCU (11/5/16); at West Virginia (12/3/16)
Tackles for loss: 2.0 vs. TCU (11/5/16)
Sacks: N/A
QB Hurries: 2 vs. SMU (9/10/16)
Forced Fumbles: 1 vs. Boise State (12/27/16)
Fumbles Recovered: N/A



99

BRAVVION ROY

DT • 6-1 • 320 • SO • 1L
SPRING, TEXAS (SPRING HS)

Sophomore defensive tackle ... Listed as backup at nose tackle entering 2017 ... Played in nine games with one start as true freshman.

2017 (Sophomore): Started vs. No. 3 Oklahoma, had two tackles ... Started at Duke, had career highs of eight tackles, three solo stops and 1.5 TFLs ... Made one tackle vs. UTSA ... Had career highs of four tackles, two solo stops and 0.5 TFLs vs. Liberty.

ROY CAREER STATISTICS

DEFENSIVE									
YEAR	G/GS	UT	AT	TT	TFL-YD	QBS-YD	FF/FR	QBH	INT-YD
2016	9/1	5	2	7	0-0	0-0	0/0	0	0-0
2017	4/2	7	8	15	2.0-3	0-0	0/0	0	0-0
CAREER	13/3	12	10	22	2.0-3	0-0	0/0	0	0-0

CAREER BESTS

Tackles: 8 at Duke (9/16/17)
Solo Tackles: 3 at Duke (9/16/17)

Tackles for loss: 1.5 at Duke (9/16/17)
Sacks: N/A
QB Hurries: 1 vs. SMU (9/10/16)
Forced Fumbles: N/A
Fumbles Recovered: N/A



86

ROB SAULIN

TE • 6-5 • 275 • FR. • HS
PENNSVILLE, N.J. (PENNSVILLE MEMORIAL HS)

Moved from offensive line to tight end during fall camp ... Praised for quick transition and listed as backup TE ... Three-time all-league lineman on both sides of ball as prep.

2017 (Freshman): Played vs. No. 3 Oklahoma but did not record any stats ... Made first career start at Duke but did not record any stats ... Made Baylor debut vs. UTSA but did not record any stats ... Dressed vs. Liberty but did not play.

SAULIN CAREER STATISTICS

RECEIVING						
YEAR	G/GS	REC	YDS	AVG	TD	LP/OPPONENT
2017	2/0	0	0	N/A	0	N/A
CAREER	2/0	0	0	N/A	0	N/A

CAREER BESTS

RECEIVING
Receptions: N/A
Receiving Yards: N/A
Touchdowns: N/A
Longest Reception: N/A



2

TAION SELLS

S • 5-8 • 185 • SR • 3L
IRVING, TEXAS (MACARTHUR HS)

Fifth-year safety with starting experience ... Missed 2016 season due to injury ... Uncle, Joe Walker, played in NFL (Titans/Colts) and at Nebraska.

2017 (Redshirt Senior): Made season debut vs. No. 3 Oklahoma, had six tackles, one PBU and first career forced fumble ... Missed games at Duke, vs. UTSA and Liberty due to team suspension.

SELLS CAREER STATISTICS

DEFENSIVE									
YEAR	G/GS	UT	AT	TT	TFL-YD	QBS-YD	FF/FR	PBU	INT-YD
2013	9/0	5	1	6	0-0	0-0	0/0	1	1-28
2014	6/0	4	1	5	0-0	0-0	0/0	0	0-0
2015	13/4	35	8	43	3.5-4	0-0	0/0	3	1-9
2016				redshirted					
2017	1/0	5	1	6	0-0	0-0	1/0	1	0-0
CAREER	29/4	49	11	60	3.5-4	0-0	1/0	5	2-37

CAREER BESTS

Tackles: 13 at TCU (11/27/15)
Solo Tackles: 11 at TCU (11/27/15)
Tackles-For-Loss: 2.0 at TCU (11/27/15)
Interceptions: 1 vs. ULM (9/21/13); vs. SMU (9/4/15)
Forced Fumbles: 1 vs. Oklahoma (9/23/17)
Fumble Recoveries: N/A
Pass Breakups: 1, five times, last vs. Oklahoma (9/23/17)

PLAYER SPOTLIGHTS



11

ZACH SMITH

QB • 6-3 • 225 • SO • 1L
GRANDVIEW, TEXAS (GRANDVIEW HS)

Sophomore quarterback enters 2017 as the backup ... Played in 10 games with four starts as true freshman in 2016 ... Prep All-American, graduated early from Grandview (Texas) High School, and enrolled at Baylor in January 2016 ... Former top 300 recruit ... Went through spring drills in 2016.

2017 (Sophomore): Ranks fifth in FBS and fourth in Big 12 in yards per completion (16.13), 25th and sixth in yards per attempt (8.63) and 38th and seventh in passing TDs (7) ... Ranks tied for first in passes of 60 or more (4) and 70 or more yards (4), fifth in 50 or more (4) and sixth in 40 or more (6) ... Has thrown for at least 200 yards and two TDs in all six career starts ... 14 TD passes in first five career starts were second-best among Baylor QBs in first five starts, trailing only Seth Russell (24) ... Started vs. No. 3 Oklahoma, set career highs going 33-for-50 with 463 yards and four TDs to earn recognition in Davey O'Brien Great 8 list for Week 4, one of eight spots on Manning Award Stars of the Week list and honorable mention on Earl Campbell Tyler Rose Award Player of the Week list ... Talled third career 300-yard passing game and first 400-yard game with 463 yards, fifth most single-game yards in program history and 19th 400-yard effort by BU QB ... 33 completions, tying Shawn Bell and Robert Griffin III for fourth most completions in game ... Started at Duke, went 12-for-34 with career-high-tying three TDs and three interceptions while amassing 263 yards with career-long TD strikes of 73 and 79 yards while rushing career-high seven times for career-best 10 yards with career-long 17-yard gain ... Subbed in for starter Anu Solomon for one series due to minor injury, completed only pass for 16 yards ... Played one snap vs. Liberty, throwing hail mary pass that was intercepted as time expired in game.

Z. SMITH CAREER STATISTICS

PASSING										
YEAR	G/GS	CMP	ATT	PCT	YDS	INT	TD	EFF.	LP/OPPONENT	
2016	10/4	116	196	59.2	1,526	7	13	139.33	68/Boise St. (TD)	
2017	4/2	46	86	36.1	742	4	7	143.52	79/at Duke (TD)	
CAREER	14/6	162	282	55.6	2,268	11	20	140.61	79/at Duke (TD)	

CAREER BESTS

- PASSING**
- Attempts:** 50 vs. Oklahoma (9/23/17)
- Completions:** 33 vs. Oklahoma (9/23/17)
- Yards:** 463 vs. Oklahoma (9/23/17)
- Touchdowns:** 4 vs. Oklahoma (9/23/17)
- Longest Pass:** 79 (TD) at Duke (9/16/17)
- 200-yard games:** 7 (last vs. Oklahoma, 9/23/17)
- 300-yard games:** 3 (last vs. Oklahoma, 9/23/17)
- 400-yard games:** 1 (last vs. Oklahoma, 9/23/17)



19

RJ SNEED

WR • 6-2 • 190 • FR • HS
CYPRESS, TEXAS (CYPRESS RANCH HS)

Talented pass catcher is reserve at wide receiver ... Enrolled January 2017 ... Completed spring practice in 2017 ... Listed as reserve at one wide receiver spot entering fall camp.

2017 (Freshman): Made first career start vs. No. 3 Oklahoma, had career-high two catches for 11 yards ... Had first career catch for 11 yards at Duke ... Played but did not record any stats vs. UTSA ... Made collegiate debut vs. Liberty but did not record any stats.

SNEED CAREER STATISTICS

RECEIVING						
YEAR	G/GS	REC	YD	AVG	TD	LP/OPPONENT
2017	4/1	1	11	11.0	0	11/at Duke
CAREER	4/1	1	11	11.0	0	11/at Duke

CAREER BESTS

RECEIVING

Receptions: 2 vs. Oklahoma (9/23/17)
Receiving Yards: 11 at Duke (9/16/17)
Touchdowns: N/A
Longest Reception: 11 at Duke (9/16/17)



17

POOH STRICKLIN

WR • 6-2 • 185 • SO • 1L
WACO, TEXAS (MIDWAY HS)

Third-year wide out ... Listed as backup at one outside receiver spot ... Sat out 2015 as redshirt ... Local product from nearby Midway High School ... Given name is Devontre.

2017 (Sophomore): Had career highs of six catches and 85 yards vs. No. 3 Oklahoma ... Had one catch for two yards at Duke ... Played vs. UTSA but did not record any stats ... Made career-high-tying three catches for career-high 60 yards, including career-long 49-yard grab, vs. Liberty.

STRICKLIN CAREER STATISTICS

RECEIVING						
YEAR	G/GS	REC	YD	AVG	TD	LP/OPPONENT
2015			redshirt			
2016	8/3	13	226	17.4	2	45/at Texas
2017	4/0	10	147	14.7	0	49/Liberty
CAREER	12/3	23	373	16.2	2	49/Liberty

CAREER BESTS

- Receptions:** 6 vs. Oklahoma (9/23/17)
- Receiving Yards:** 85 vs. Oklahoma (9/23/17)
- Longest Reception:** 49 vs. Liberty (9/2/17)
- Touchdowns:** 1 vs. NSU (9/2/16), vs. KSU (11/19/16)



48

BJ THOMPSON

DL • 6-6 • 220 • FR • HS
ENGLAND, ARK. (ENGLAND HS)

Rangy, tall, athletic pass rusher ... Praised for development during fall camp ... Listed as reserve DE following fall camp.

2017 (Freshman): Dressed but did not play vs. No. 3 Oklahoma ... Dressed but did not play at Duke ... Made first career start vs. UTSA but did not record any stats ... Made collegiate debut vs. Liberty, had one tackle and one PBU.


THOMPSON CAREER STATISTICS

DEFENSIVE									
YEAR	G/GS	UT	AT	TT	TFL-YD	QBS-YD	FF/FR	PBU	INT-YD
2017	1/0	1	0	1	0-0	0-0	0/0	1	0-0
CAREER	1/0	1	0	1	0-0	0-0	0/0	1	0-0

PLAYER SPOTLIGHTS

CAREER BESTS

Tackles: 1 vs. UTSA (9/9/17)
Solo Tackles: 1 vs. UTSA (9/9/17)
Tackles-For-Loss: N/A
Sacks: N/A
Interceptions: N/A
Forced Fumbles: N/A
Fumble Recoveries: N/A
QB Hurries: N/A



27
VERKEDRICK VAUGHNS
CB • 5-9 • 190 • JR • 2L
MESQUITE, TEXAS (POTEET HS)

Tough and aggressive defensive back ... Could see action at corner, safety or in nickel package ... 2016 Academic All-Big 12 second team ... Two-time Big 12 Commissioner's Honor Roll selection.

2017 (Junior): Had two tackles vs. No. 3 Oklahoma ... Made two tackles at Duke ... Tallied one tackle vs. UTSA ... Recorded career-high 10 tackles, including career-best nine solo stops, vs. Liberty.

VAUGHNS CAREER STATISTICS									
DEFENSIVE									
YEAR	G/GS	UT	AT	TT	TFL-YD	QBS-YD	FF/FR	PBU	INT-YD
2014				redshirt					
2015	11/0	2	0	2	0-0	0-0	0/0	0	0-0
2016	12/4	14	0	14	0-0	0-0	0/1	7	0-0
2017	4/0	12	3	15	0-0	0-0	0/0	0	0-0
CAREER	27/4	28	3	31	0-0	0-0	0/1	7	0-0

CAREER BESTS

Tackles: 10 vs. Liberty (9/2/17)
Solo Tackles: 9 vs. Liberty (9/2/17)
Pass Breakups: 3 at Rice (9/16/16)
Interceptions: N/A
Forced Fumbles: 1 vs. OK State (9/24/16)
Recovered Fumbles: 1 vs. OK State (9/24/16)



18
CHANCE WAZ
S • 5-11 • 180 • SR • 3L
PFLUGERVILLE, TEXAS (HENDRICKSON HS)

Fourth-year senior ... Listed as backup at safety ... Former All-Big 12 honoree.

2017 (Senior): Dressed but did not play vs. No. 3 Oklahoma ... Played at Duke but did not record any stats ... Played in second half vs. UTSA after being suspended for first half due to targeting hit vs. Liberty, but did not record any stats ... Made five tackles and career-high-tying one TFL vs. Liberty before being ejected in fourth quarter on targeting penalty.

WAZ CAREER STATISTICS									
DEFENSIVE									
YEAR	G/GS	UT	AT	TT	TFL-YD	QBS-YD	FF/FR	PBU	INT-YD
2014	11/0	4	6	10	0-0	0-0	0/0	0	0-0
2015	13/11	54	16	70	1.0-1	0-0	0/1	3	0-0
2016	11/8	38	13	51	0-0	0-0	0/0	3	0-0
2017	3/0	3	2	5	1.0-7	0-0	0/0	0	0-0
CAREER	38/19	99	37	136	2.0-8	0-0	0/1	6	0-0

CAREER BESTS

Tackles: 11 vs. TCU (11/5/16)
Solo Tackles: 7 vs. Texas Tech (10/3/15); vs. TCU (11/5/16)
Tackles-For-Loss: 1.0 vs. Rice (9/26/15); vs. Liberty (9/2/17)
Pass Breakups: 1, five times, last at WVU (12/3/16)
Interceptions: N/A
Recovered Fumbles: 1 vs. Texas Tech (10/3/15)



22
TERENCE WILLIAMS
RB • 6-2 • 222 • JR • 2L
ENNIS, TEXAS (ENNIS HS)

Tall, punishing, fourth-year junior tailback ... Has run for 1,604 yards with 14 touchdowns in his first two seasons ... 2017 Preseason All-Big 12 (Lindy's, Athlon, Phil Steele) ... Honorable mention All-Big 12 in 2016 ... Early enrollee in January 2014, participated in third spring drills in 2016 ... Former national top 300 recruit and 2014 prep All-American.

2017 (Junior): Made season debut vs. No. 3 Oklahoma, ran 11 times for 26 yards ... Missed games at Duke, vs. UTSA and Liberty due to injury.

T. WILLIAMS CAREER STATISTICS						
RUSHING						
YEAR	G/GS	ATT	YD	AVG	TD	LP/OPPONENT
2014			redshirt			
2015	9/0	88	556	6.3	3	56/at SMU
2016	12/6	185	1048	5.7	11	57/Texas Tech
2017	1/0	11	26	2.4	0	7/Oklahoma
CAREER	22/6	284	1,630	5.7	14	57/Texas Tech 2016

RECEIVING						
YEAR	G/GS	REC	YD	AVG	TD	LP/OPPONENT
2014			redshirt			
2015	9/0	2	7	3.5	0	5/North Carolina
2016	12/6	2	22	11.0	0	23/Oklahoma State
2017	1/0	0	0	N/A	0	N/A
CAREER	22/6	2	22	11.0	0	23/Oklahoma State (2016)

CAREER BESTS

RUSHING
Attempts: 25 vs. Boise State (12/27/16)
Yards: 180 at Texas (10/29/16)
Touchdowns: 2 vs. NSU (9/2/16); at ISU (10/1/16); vs. TTU (11/25/16)
Longest Rush: 57 vs. TTU (11/25/16)

CAREER BESTS

RECEIVING
Receptions: 2 vs. North Carolina (12/29/15)
Receiving Yards: 23 vs. Oklahoma State (9/24/16)
Touchdowns: N/A
Longest Reception: 23 vs. Oklahoma State (9/24/16)

PLAYER SPOTLIGHTS



6
TREVOR WHITE
 WR • 5-7 • 165 • JR • 1L
 ARLINGTON, TEXAS (MARTIN HS)

Fourth-year junior wide receiver and special teams contributor ... Earned scholarship in fall 2017 camp ... Voted into single-digit jersey by teammates in August 2017 ... Listed as second-team punt returner on post-spring depth chart ... Served on mission trip to Brazil during summer 2017.

2017 (Junior): Saw action vs. No. 3 Oklahoma but did not record any stats ... Played at Duke but did not record any stats ... Played but did not record any stats vs. UTSA ... Played vs. Liberty but did not record any stats.

WHITE CAREER STATISTICS

RECEIVING						
YEAR	G/GS	REC	YD	AVG	TD	LP/OPPONENT
2014			redshirt			
2015	1/0	0	0	N/A	0	N/A
2016	4/0	0	0	N/A	0	N/A
2017	3/0	0	0	N/A	0	N/A
CAREER	8/0	0	0	N/A	0	N/A

PUNT RETURNS						
YEAR	G/GS	RET	YD	AVG	TD	LP/OPPONENT
2014			redshirt			
2015	1/0	0	0	0.0	0	--
2016	4/0	4	29	7.2	0	13/Kansas
2017	3/0	0	0	N/A	0	N/A
CAREER	8/0	4	29	7.2	0	13/Kansas 2016

CAREER BESTS
RECEIVING
 Receptions: N/A
 Receiving Yards: N/A
 Touchdowns: N/A
 Longest Reception: N/A

CAREER BESTS
PUNT RETURNS
 Returns: 2 vs. Northwestern State (9/2/16)
 Yards: 13 vs. Kansas (10/15/16)
 Longest Return: 13 vs. Kansas (10/15/16)



40
DEONTE WILLIAMS
 DL • 6-1 • 225 • R-FR • RS
 PLANO, TEXAS (PRESTONWOOD CHRISTIAN)

Moved from linebacker to defensive line in fall 2017 camp.

2017 (Redshirt Freshman): Started vs. No. 3 Oklahoma, had one tackle ... Started at Duke, had three tackles, first TFL (0.5) and first fumble recovery ... Made first career start vs. UTSA, posted first four career tackles (all solo) and two QB hurries ... Made collegiate debut vs. Liberty but did not record any stats.

D. WILLIAMS CAREER STATISTICS

DEFENSIVE									
YEAR	G/GS	UT	AT	TT	TFL-YD	QBS-YD	FF/FR	QBH	INT-YD
2016					redshirt				
2017	4/3	4	4	8	0.5-1	0-0	0/1	2	0-0
CAREER	4/3	4	4	8	0.5-1	0-0	0/1	2	0-0

CAREER BESTS
 Tackles: 4 vs. UTSA (9/9/17)
 Solo Tackles: 4 vs. UTSA (9/9/17)
 Tackles-For-Loss: 0.5 at Duke (9/16/17)
 Sacks: N/A
 Interceptions: N/A
 Forced Fumbles: N/A
 Fumble Recoveries: 1 at Duke (9/16/17)
 QB Hurries: 2 vs. UTSA (9/9/17)



38
JORDAN WILLIAMS
 LB • 5-11 • 220 • SO • 1L
 PARIS, TEXAS (PARIS HS)

Third-year sophomore linebacker ... Listed as backup weakside LB in fall camp 2017.

2017 (Sophomore): Played vs. No. 3 Oklahoma but did not record any stats ... Posted six tackles at Duke ... Had one tackle vs. UTSA ... Made three tackles vs. Liberty.

J. WILLIAMS CAREER STATISTICS

DEFENSIVE									
YEAR	G/GS	UT	AT	TT	TFL-YD	QBS-YD	FF/FR	QBH	INT-YD
2015					redshirt				
2016	13/1	20	9	29	3.0-9	1.0-3	1/0	0	0-0
2017	4/0	5	5	10	0-0	0-0	0/0	0	0-0
CAREER	17/1	25	14	39	3.0-9	1.0-3	1/0	0	0-0

CAREER BESTS
 Tackles: 14 vs. Oklahoma (11/14/15)
 Solo Tackles: 13 vs. Oklahoma (11/14/15)
 Tackles-For-Loss: 4.5 vs. Oklahoma State (9/24/16)
 Sacks: 1.0 vs. OU (11/14/15); at OSU (11/21/15); at Rice (9/16/16)
 Forced Fumbles: 1 at West Virginia (12/3/16)

PLAYER SPOTLIGHTS



1

TAYLOR YOUNG

LB • 5-9 • 225 • SR • 3L
DESOTO, TEXAS (DESOTO HS)

Fifth-year senior ... Sixth among active players with 281 total tackles in his career ... Fourth in solo tackles with 188 ... 22nd with 12.5 sacks ... Two-time All-Big 12 linebacker, listed as starter at weakside linebacker entering fall camp ... Powerful, compact leader ... 2017 Preseason All-Big 12 (Lindy's, Athlon, Phil Steele) ... 2017 AFCA Good Works Team nominee ... 2017 Wuerffel Trophy Watch List ... Voted into single-digit jersey by teammates in August 2017 ... 2014 Big 12 Defensive Newcomer of Year and Freshman All-America ... 2012 prep All-American ... Father (Rodney, Tulsa) and brothers (R.J., Arizona and ULM; Cyrus Gray, Texas A&M and K.C. Chiefs) played football ... Served on Brazil mission trip during summer 2017.

2017 (Senior): Ranks fourth all-time at Baylor in career sacks (14.5) and sixth in career TFLs (33) ... Started vs. No. 3 Oklahoma, had seven tackles, two TFLs and career-high-tying two sacks ... Started at Duke, had three tackles ... Started, registered five tackles vs. UTSA ... Started, tallied eight tackles and one TFL vs. Liberty.

YOUNG CAREER STATISTICS

DEFENSIVE									
YEAR	G/GS	UT	AT	TT	TFL-YD	QBS-YD	FF/FR	PBU	INT-YD
2013					redshirt				
2014	13/8	58	34	92	8.5-45	4.0-38	2/0	3	1-37
2015	12/12	60	20	80	13.5-38	4.0-19	0/1	1	0-0
2016	10/9	58	35	93	9.0-44	4.5-23	0/0	1	0-0
2017	4/4	17	6	23	2.0-15	2.0-15	0/0	0	0-0
CAREER	39/33	193	95	288	33.0-142	14.5-95	2/1	5	1-37

CAREER BESTS

- Tackles:** 17 at Iowa State (10/1/16); vs. Boise State (12/27/16)
- Solo Tackles:** 12 vs. Boise State (12/27/16)
- Tackles-For-Loss:** 3.5 vs. Northwestern State (9/2/16)
- Sacks:** 2.0 at WVU (10/18/14); vs. Kansas (10/15/16); vs. Oklahoma (9/23/17)
- Forced Fumbles:** 1, two times, last vs. TTU (11/29/14)
- Fumbles Recovered:** 1 at TCU (11/27/15)
- Interceptions:** 1 vs. Michigan State (1/1/15)

BAYLOR FOOTBALL 2017

OVERALL: 0-4 (HOME 0-3, ROAD 0-1, NEUTRAL 0-0) | BIG 12 CONFERENCE: 0-1 (HOME 0-1, ROAD 0-0, NEUTRAL 0-0)

RESULTS 0-4 (0-1 BIG 12)

DATE	OPPONENT	RESULT	SCORE	ATTEND.	AP RANK	TV
Sept. 2	LIBERTY	L	45-48	45,784	— —	FS2
Sept. 9	UTSA	L	10-17	41,923	— —	FSN
Sept. 16	at Duke	L	20-34	26,714	— —	ACC
Sept. 23	OKLAHOMA	L	41-49	43,573	— 3	FS1
Sept. 30	at Kansas State					
Oct. 14	at Oklahoma State					
Oct. 21	WEST VIRGINIA					
Oct. 28	TEXAS					
Nov. 4	at Kansas					
Nov. 11	vs. Texas Tech					
Nov. 18	IOWA STATE					
Nov. 24	at TCU					

TEAM STATISTICS

	BAYLOR	OPPONENTS
SCORING	116	148
Points Per Game	29.0	37.0
Points Off Turnovers	17	17
FIRST DOWNS	67	95
Rushing	22	47
Passing	39	42
Penalty	6	6
RUSHING YARDAGE	508	946
Yards gained rushing	628	1086
Yards lost rushing	120	140
Rushing Attempts	127	179
Average Per Rush	4.0	5.3
Average Per Game	127.0	236.5
TDs Rushing	3	8
PASSING YARDAGE	1141	1069
Comp-Att-Int	70-141-6	92-134-1
Average Per Pass	8.1	8.0
Average Per Catch	16.3	11.6
Average Per Game	285.2	267.2
TDs Passing	11	8
TOTAL OFFENSE	1649	2015
Total Plays	268	313
Average Per Play	6.2	6.4
Average Per Game	412.2	503.8
KICK RETURNS: #-Yards	6-97	13-287
PUNT RETURNS: #-Yards	3-48	5-11
INT RETURNS: #-Yards	1-0	6-81
KICK RETURN AVERAGE	16.2	22.1
PUNT RETURN AVERAGE	16.0	-2.2
INT RETURN AVERAGE	0.0	13.5
FUMBLES-LOST	7-2	7-3
PENALTIES-Yards	34-288	33-329
Average Per Game	72.0	82.2
PUNTS-Yards	21-950	21-881
Average Per Punt	45.2	42.0
Net punt average	45.8	34.9
KICKOFFS-Yards	23-1349	29-1788
Average Per Kick	58.7	61.7
Net kick average	38.6	40.2
TIME OF POSSESSION/Game	23:45	36:13
3RD-DOWN Conversions	16/56	30/68
3rd-Down Pct	29%	44%
4TH-DOWN Conversions	5/10	4/5
4th-Down Pct	50%	80%
SACKS BY-Yards	11-69	10-71
MISC YARDS	0	0
TOUCHDOWNS SCORED	14	18
FIELD GOALS-ATTEMPTS	6-7	7-9
ON-SIDE KICKS	1-1	0-0
RED-ZONE SCORES	(9-11) 82%	(11-13) 85%
RED-ZONE TOUCHDOWNS	(6-11) 55%	(5-13) 38%
PAT-ATTEMPTS	(12-13) 92%	(17-17) 100%
ATTENDANCE	131280	26714
Games/Avg Per Game	3/43760	1/26714
Neutral Site Games		0/0

SCORE BY QUARTERS

	1st	2nd	3rd	4th	Total
Baylor	14	34	41	27	116
Opponents	34	32	41	41	148

RUSHING

	GP	ATT.	GAIN	LOSS	NET	AVG.	TD	LONG	YPG
Lovett, John	4	54	244	18	226	4.2	2	34	56.5
Solomon, Anu	2	16	138	32	106	6.6	0	44	53.0
Hasty, JaMycal	1	11	56	0	56	5.1	1	14	56.0
Platt, Chris	4	4	39	3	36	9.0	0	26	9.0
Nicholson, Tony	4	2	35	0	35	17.5	0	31	8.8
Dixon, Dru	3	10	31	2	29	2.9	0	17	9.7
Williams, Ter.	1	11	26	0	26	2.4	0	7	26.0
Atkinson, Jared	4	1	7	0	7	7.0	0	7	1.8
Ebner, Trestan	4	1	4	0	4	4.0	0	4	1.0
Lynch, Blake	4	1	0	1	-1	-1.0	0	0	-0.2
TEAM	3	2	0	3	-3	-1.5	0	0	-1.0
Smith, Zach	4	14	48	61	-13	-0.9	0	17	-3.2
Total.....	4	127	628	120	508	4.0	3	44	127.0
Opponents.....	4	179	1086	140	946	5.3	8	99	236.5

PASSING

	G	EFF	CMP-ATT-I	PCT	YDS	TD	LONG	AVG/G
Smith, Zach	4	143.52	46-86-4	53.5	742	7	79	185.5
Solomon, Anu	2	121.30	24-55-2	43.6	399	4	75	199.5
Total.....	4	134.85	70-141-6	49.6	1141	11	79	285.2
Opponents.....	4	153.88	92-134-1	68.7	1069	8	52	267.2

RECEIVING

	G	NO	YDS	AVG	TD	LONG	AVG/G
Mims, Denzel	4	18	406	22.6	6	71	101.5
Platt, Chris	4	16	401	25.1	5	79	100.2
Nicholson, Tony	4	16	138	8.6	0	41	34.5
Stricklin, Pooh	4	10	147	14.7	0	49	36.8
Lovett, John	4	4	12	3.0	0	4	3.0
Sneed, R.J.	4	3	21	7.0	0	11	5.2
Ebner, Trestan	4	2	13	6.5	0	7	3.2
Hasty, JaMycal	1	1	3	3.0	0	3	3.0
Total.....	4	70	1141	16.3	11	79	285.2
Opponents.....	4	92	1069	11.6	8	52	267.2

TOTAL OFFENSE

	G	PLAYS	RUSH	PASS	TOTAL	AVG/G
Smith, Zach	4	100	-13	742	729	182.2
Solomon, Anu	2	71	106	399	505	252.5
Lovett, John	4	54	226	0	226	56.5
Hasty, JaMycal	1	11	56	0	56	56.0
Platt, Chris	4	4	36	0	36	9.0
Nicholson, Tony	4	2	35	0	35	8.8
Dixon, Dru	3	10	29	0	29	9.7
Williams, Ter.	1	11	26	0	26	26.0
Atkinson, Jared	4	1	7	0	7	1.8
Ebner, Trestan	4	1	4	0	4	1.0
Lynch, Blake	4	1	-1	0	-1	-0.2
TEAM	3	2	-3	0	-3	-1.0
Total.....	4	268	508	1141	1649	412.2
Opponents.....	4	313	946	1069	2015	503.8

BAYLOR FOOTBALL 2017

OVERALL: 0-4 (HOME 0-3, ROAD 0-1, NEUTRAL 0-0) | BIG 12 CONFERENCE: 0-1 (HOME 0-1, ROAD 0-0, NEUTRAL 0-0)

SCORING

	TD	FGS	PATs					SAF	PTS
			KICK	RUSH	RCV	PASS	DXP		
Mims,Denzel	6	0-0	0-0	0-0	0	0-0	0	0	36
Martin,Connor	0	6-7	12-13	0-0	0	0-0	0	0	30
Platt,Chris	5	0-0	0-0	0-0	0	0-0	0	0	30
Lovett,John	2	0-0	0-0	0-0	0	0-0	0	0	12
Hasty,JaMycal	1	0-0	0-0	0-0	0	0-0	0	0	6
Nicholson,Tony	0	0-0	0-0	0-0	1	0-0	0	0	2
Smith,Zach	0	0-0	0-0	0-0	0	1-1	0	0	0
Total.....	14	6-7	12-13	0-0	1	1-1	0	0	116
Opponents.....	18	7-9	17-17	1-1	0	0-0	0	0	148

PUNT RETURNS

	NO	YDS	AVG	TD	LONG
Nicholson,Tony	3	48	16.0	0	42
Total.....	3	48	16.0	0	42
Opponents.....	5	-11	-2.2	0	2

KICK RETURNS

	NO	YDS	AVG	TD	LONG
Ebner,Trestan	3	44	14.7	0	23
Platt,Chris	2	24	12.0	0	14
Dixon,Dru	1	29	29.0	0	29
Total.....	6	97	16.2	0	29
Opponents.....	13	287	22.1	0	70

INTERCEPTIONS

	NO	YDS	AVG	TD	LONG
Black,Henry	1	0	0.0	0	0
Total.....	1	0	0.0	0	0
Opponents.....	6	81	13.5	2	32

FUMBLE RETURNS

	NO	YDS	AVG	TD	LONG
Total.....	0	0	0.0	0	0
Opponents.....	0	0	0.0	0	0

ALL-PURPOSE YARDS

	G	RUSH	REC	PR	KOR	IR	TOT	AVG/G
Platt,Chris	4	36	401	0	24	0	461	115.2
Mims,Denzel	4	0	406	0	0	0	406	101.5
Lovett,John	4	226	12	0	0	0	238	59.5
Nicholson,Tony	4	35	138	48	0	0	221	55.2
Stricklin,Pooh	4	0	147	0	0	0	147	36.8
Solomon,Anu	2	106	0	0	0	0	106	53.0
Ebner,Trestan	4	4	13	0	44	0	61	15.2
Hasty,JaMycal	1	56	3	0	0	0	59	59.0
Dixon,Dru	3	29	0	0	29	0	58	19.3
Williams,Ter.	1	26	0	0	0	0	26	26.0
Sneed,R.J.	4	0	21	0	0	0	21	5.2
Atkinson,Jared	4	7	0	0	0	0	7	1.8
Lynch,Blake	4	-1	0	0	0	0	-1	-0.2
TEAM	3	-3	0	0	0	0	-3	-1.0
Smith,Zach	4	-13	0	0	0	0	-13	-3.2
Total.....	4	508	1141	48	97	0	1794	448.5
Opponents.....	4	946	1069	-11	287	81	2372	593.0

PUNTING

	NO	YDS	AVG	LONG	TB	FC	I20	50+	BLKD
Galitz,Drew	21	950	45.2	70	0	9	5	6	0
Total.....	21	950	45.2	70	0	9	5	6	0
Opponents.....	21	881	42.0	57	5	10	6	3	0

FIELD GOALS

	FGM-FGA	PCT	01-19	20-29	30-39	40-49	50-99	LG	BLK
Martin,Connor	6-7	85.7	0-0	1-1	3-4	2-2	0-0	46	0

KICKOFFS

	NO	YDS	AVG	TB	OB	RETN	NET	YDLN
Galitz,Drew	23	1349	58.7	7	2			
Total.....	23	1349	58.7	7	2	287	38.6	26
Opponents.....	29	1788	61.7	21	1	97	40.2	24

BAYLOR FOOTBALL 2017

OVERALL: 0-4 (HOME 0-3, ROAD 0-1, NEUTRAL 0-0) | BIG 12 CONFERENCE: 0-1 (HOME 0-1, ROAD 0-0, NEUTRAL 0-0)

DEFENSIVE STATISTICS

	GP-GS	SOLO	AST	TOTAL	TFL-YDS	SACKS-YDS	INT-YDS	PBU	QBH	FR-YDS	FF	BLOCK	SAFETY
Johnston,Clay	4-4	25	11	36	7.5-24	1.0-7	.	.	3	.	1	.	.
Young,Taylor	4-4	17	6	23	3.0-19	2.0-15
Hand,Harrison	4-4	18	4	22	.	.	.	4
Pitre,Jalen	4-3	14	2	16	1.0-2	.	.	.	1
Roy,Bravvion	4-2	7	8	15	2.0-3
Vaughns,V.	4-0	12	3	15
Miller,Chris	4-1	9	6	15	1-0	.	.	.
Lewis,Ira	4-3	9	6	15	4.5-16	2.5-13	.	.	1
Hall,Davion	3-3	7	4	11
Lynch,Blake	4-1	7	3	10	.	.	.	4
McVea,Jairon	4-1	9	1	10
Williams,Jordan	4-0	5	5	10
Hunt,Tyrone	4-0	6	3	9	2.5-5	.	.	.	1
Nance,Brian	4-2	8	1	9	2.0-15	2.0-15	.	1	.	.	1	.	.
Williams,Deonte	4-3	4	4	8	0.5-1	.	.	.	2	1-0	.	.	.
Ogor,Eric	4-0	5	1	6	3.0-19	2.0-16	.	1	1
Roberts,Greg	4-1	4	2	6	1.0-1	1	.
Sells,Taion	1-0	5	1	6	.	.	.	1	.	.	1	.	.
Black,Henry	4-3	4	2	6	.	.	1-0
Jones,Xavier	4-3	2	4	6	2.0-5	1.5-3
Blake,Jourdan	4-2	4	1	5	1.0-1	.	.	1
Houston,Jameson	3-0	4	1	5	.	.	.	1
Waz,Chance	3-0	3	2	5	1.0-7
Smith,K.J.	1-1	2	2	4
Arnold,Grayland	1-1	3	.	3
Preciado,Rajah	3-0	2	1	3	.	.	.	1
Jacobs,Jamie	4-0	2	1	3
Davis,Timarcus	3-0	1	1	2
Jones,Marques	4-0	1	1	2
Johnson,Micheal	4-1	2	.	2	1.0-4	.	.	.	1
Platt,Chris	4-0	2	.	2
Lovett,John	4-0	1	.	1
Thompson,BJ	2-1	1	.	1	.	.	.	1
Maticcik,Ross	4-0	1	.	1	1-0	.	.	.
Solomon,Anu	2-0	1	.	1
Lynch,James	3-0	.	1	1
Galitz,Drew	4-0	1	.	1
Blackmar,Blake	4-0	1	.	1
Artis,DJ	1-0	1
Total.....	4	209	88	297	32-122	11-69	1-0	15	11	3-0	3	1	.
Opponents.....	4	140	66	206	29.0-111	10-71	6-81	17	21	2-0	4	.	.

BAYLOR FOOTBALL 2017

OVERALL: 0-4 (HOME 0-3, ROAD 0-1, NEUTRAL 0-0) | BIG 12 CONFERENCE: 0-1 (HOME 0-1, ROAD 0-0, NEUTRAL 0-0)

GAME-BY-GAME TEAM STATS

GAME	FINAL SCORE	QUARTERS				1ST DOWNS R-P-PE TOT	RUSHING NO-YDS-TD	PASSING C-A-I YDS TD	TOT OFF ATT-YDS NO-AVG	PUNTS NO-AVG	PEN F-FL NO-YDS	3RD DNS	4TH DNS	RED ZONE	SACKS NO-YDS	FIELD GOALS	POSSESSION TIME								
		1	2	3	4												OT	1	2	3	4	TOT			
Baylor	45	0	17	14	14	10-9-3	22	34-254-3	14-30-2	278	3	64-532	4-40.8	1-0	7-61	4-12	2-2	3-3	1-2	1-1	5:54	8:06	4:06	3:38	21:44
Liberty	48	6	11	17	14	9-21-1	31	43-138-1	44-60-0	447	3	103-585	3-40.2	2-0	8-95	15-24	2-2	6-6	0-0	4-4	9:06	6:54	10:54	11:22	38:16
Baylor	10	0	7	0	3	7-5-2	14	31-137-0	11-27-1	137	1	58-274	6-42.3	2-0	10-98	2-11	1-3	2-3	3-16	1-1	6:36	2:31	4:59	7:02	21:08
UTSA	17	0	7	7	3	12-6-2	20	45-220-0	15-20-0	155	2	65-375	5-40.0	1-1	10-75	7-16	0-1	1-1	4-22	1-2	8:24	12:29	10:01	7:58	38:52
Baylor	20	7	0	13	0	3-6-0	9	27-57-0	12-34-3	263	3	61-320	7-51.4	2-1	11-100	1-12	0-3	0-0	5-36	0-0	5:49	4:37	5:44	4:53	21:03
at Duke	34	7	7	10	10	14-7-3	24	51-246-3	20-35-1	184	0	86-430	8-40.9	2-1	5-54	4-18	2-2	2-4	3-24	2-3	9:11	10:23	9:16	10:07	38:57
Baylor	41	7	10	14	10	2-19-1	22	35-60-0	33-50-0	463	4	95-523	4-43.2	2-1	6-29	9-21	2-2	4-5	2-15	4-5	10:18	7:37	7:50	5:22	31:07
Oklahoma	49	21	7	7	14	12-8-0	20	40-342-4	13-19-0	283	3	59-625	5-46.6	2-1	10-105	4-10	0-0	2-2	3-25	0-0	4:42	7:23	7:10	9:38	28:48

Baylor

at Kansas State

Baylor

at Oklahoma State

Baylor

West Virginia

Baylor

Texas

Baylor

at Kansas

Baylor

vs. Texas Tech

Baylor

Iowa State

Baylor

at TCU

GAME-BY-GAME OFFENSIVE STARTERS

OPPONENT	WR	LT	LG	C	RG	RT	TE	WR	QB	RB	IR	FB	TE	IR
Liberty	Platt	Malin	Tecklenburg	R. Miller	Blackmar	Lawrence	Feuerbacher	Mims	Solomon	Hasty	Nicholson	—	—	—
UTSA	Platt	Porter	Tecklenburg	R. Miller	Blackmar	Lawrence	Wainright	Mims	Solomon	Lovett	—	Boyd	—	—
at Duke	Platt	Porter	Wilson	Tecklenburg	Blackmar	Lawrence	Saulin	Mims	Z. Smith	Lovett	—	—	Boyd	—
Oklahoma	Sneed	Porter	Newman	Tecklenburg	Blackmar	Lawrence	—	Mims	Z. Smith	Lovett	Nicholson	—	—	Platt

at Kansas State

at Oklahoma State

West Virginia

Texas

at Kansas

vs. Texas Tech

Iowa State

at TCU

GAME-BY-GAME DEFENSIVE STARTERS

OPPONENT	DE	NT	DT	RE	WLB	MLB	SLB	CB	SS	FS	CB
Liberty	X. Jones	Lewis	K.J. Smith	Nance	Young	Johnston	Pitre	Hand	C. Miller	McVea	Blake
UTSA	Thompson	Lewis	M. Johnson	D. Williams	Young	Johnston	Pitre	Hand	Black	Hall	Blake
at Duke	X. Jones	Roy	Lewis	D. Williams	Young	Johnston	Pitre	Hand	Black	Hall	Lynch
Oklahoma	X. Jones	Roy	Lewis	Nance	Young	Johnston	D. Williams	Hand	Black	Hall	Arnold

at Kansas State

at Oklahoma State

West Virginia

Texas

at Kansas

vs. Texas Tech

Iowa State

at TCU

BAYLOR FOOTBALL 2017

OVERALL: 0-4 (HOME 0-3, ROAD 0-1, NEUTRAL 0-0) | BIG 12 CONFERENCE: 0-1 (HOME 0-1, ROAD 0-0, NEUTRAL 0-0)

GAME-BY-GAME PASSING

ANU SOLOMON	CMP	ATT	INT	PCT	YDS	TD	LONG	SACKS	EFF.	ZACH SMITH	CMP	ATT	INT	PCT	YDS	TD	LONG	SACKS	EFF.
Liberty	14	29	1	48.3	278	3	75	0	156.04	Liberty	0	1	1	0.0	0	0	0	0	-200.00
UTSA	10	26	1	38.5	121	1	28	4	82.55	UTSA	1	1	0	100.0	16	0	0	0	234.40
at Duke	DNP									at Duke	12	34	3	35.3	263	3	79	3	111.74
Oklahoma	DNP									Oklahoma	33	50	0	66.0	463	4	72	3	170.18
at Kansas State										at Kansas State									
at Oklahoma State										at Oklahoma State									
West Virginia										West Virginia									
Texas										Texas									
at Kansas										at Kansas									
vs. Texas Tech										vs. Texas Tech									
Iowa State										Iowa State									
at TCU										at TCU									

GAME-BY-GAME RUSHING (No.-Yards-TDs)

PLAYER	NO-YDS-TD	LU	UTSA	at DUKE	OU	at KSU	at OSU	WVU	UT	at KU	vs. TTU	ISU	at TCU
Lovett, Jon	54-226-2	14-89-2	18-72-0	9-21-0	13-44-0								
Solomon, Anu	16-106-0	6-97-0	10-9-0	DNP	DNP								
Smith, Zach	14-(-13)-0	0-0-0	0-0-0	7-10-0	7-(-23)-0								
Hasty, JaMyca	11-56-1	11-56-1	DNP	DNP	DNP								
Williams, Terence	11-26-0	DNP	DNP	DNP	11-26-0								
Dixon, Dru	10-29-0	1-1-0	0-0-0	9-28-0	DNP								
Platt, Chris	4-36-0	2-11-0	1-26-0	1-(-1)-0	0-0-0								
Nicholson, Tony	2-35-0	0-0-0	1-31-0	0-0-0	1-4-0								
Lynch, Blake	1-(-1)-0	0-0-0	0-0-0	1-(-1)-0	0-0-0								
Atkinson, Jared	1-7-0	0-0-0	0-0-0	0-0-0	1-7-0								
Ebner, Trestan	1-4-0	0-0-0	0-0-0	0-0-0	1-4-0								

GAME-BY-GAME RECEIVING (No.-Yards-TDs)

PLAYER	NO-YDS-TD	LU	UTSA	at DUKE	OU	at KSU	at OSU	WVU	UT	at KU	vs. TTU	ISU	at TCU
Mims, Denzel	18-406-6	2-85-1	3-62-1	2-67-1	11-192-3								
Platt, Chris	16-401-5	3-102-2	4-58-0	4-148-2	5-93-1								
Nicholson, Tony	16-138-0	5-28-0	1-7-0	3-29-0	7-74-0								
Stricklin, Pooh	10-147-0	3-60-0	0-0-0	1-2-0	6-85-0								
Lovett, Jon	4-12-0	0-0-0	3-10-0	0-0-0	1-2-0								
Sneed, R.J.	3-21-0	0-0-0	0-0-0	1-11-0	2-10-0								
Ebner, Trestan	2-13-0	0-0-0	0-0-0	1-6-0	1-7-0								
Hasty, JaMyca	1-3-0	1-3-0	DNP	DNP	DNP								

GAME-BY-GAME KICKING

CONNOR MARTIN	PAT	ATT	PCT	FG	ATT	PCT	LONG	PTS	DREW GALITZ	NO	YDS	AVG	LONG	I20	TB	50+	60+
Liberty	6	6	100.0	1	1	100.0	39	9	Liberty	4	163	40.8	45	0	0	0	0
UTSA	1	1	100.0	1	1	100.0	20	4	UTSA	6	254	42.3	53	2	0	2	0
at Duke	2	3	66.7	0	0	—	—	2	at Duke	7	360	51.4	70	2	0	2	2
Oklahoma	3	3	100.0	4	5	80.0	46	15	Oklahoma	4	173	43.2	53	0	0	2	0
at Kansas State									at Kansas State								
at Oklahoma State									at Oklahoma State								
West Virginia									West Virginia								
Texas									Texas								
at Kansas									at Kansas								
vs. Texas Tech									vs. Texas Tech								
Iowa State									Iowa State								
at TCU									at TCU								

BAYLOR FOOTBALL 2017

OVERALL: 0-4 (HOME 0-3, ROAD 0-1, NEUTRAL 0-0) | BIG 12 CONFERENCE: 0-1 (HOME 0-1, ROAD 0-0, NEUTRAL 0-0)

GAME-BY-GAME TACKLES (UT-AT-TOT)

PLAYER	UT-AT-TOTAL	LU	UTSA	at DUKE	OU	at KSU	at OSU	WVU	UT	at KU	vs. TTU	ISU	at TCU
Johnston, Clay	25-11-36	3-3-6	9-1-10	6-7-13	7-0-7								
Young, Taylor	17-6-23	6-2-8	4-1-5	2-1-3	5-2-7								
Hand, Harrison	18-4-22	7-4-11	2-0-2	7-0-7	2-0-2								
Pitre, Jalen	14-2-16	5-2-7	3-0-3	4-0-4	2-0-2								
Vaughns, Verkedric	12-3-15	9-1-10	1-0-1	0-2-2	2-0-2								
Lewis, Ira	9-6-15	3-3-6	2-1-3	4-1-5	0-1-1								
Miller, Chris	9-6-15	1-0-1	5-1-6	1-4-5	2-1-3								
Roy, Bravvion	7-8-15	2-2-4	1-0-1	3-5-8	1-1-2								
Hall, Davion	7-4-11	DNP	4-0-4	3-3-6	0-1-1								
McVea, Jairon	9-1-10	6-0-6	1-0-1	1-1-2	1-0-1								
Lynch, Blake	7-3-10	4-0-4	2-2-4	1-1-2	0-0-0								
Williams, Jordan	6-4-10	2-1-3	1-0-1	3-3-6	0-0-0								
Nance, Brian	8-1-9	3-0-3	0-0-0	4-1-5	1-0-1								
Hunt, Tyrone	6-3-9	3-0-3	0-0-0	1-2-3	2-1-3								
Williams, Deonte	4-4-8	0-0-0	4-0-4	0-3-3	0-1-1								
Ogor, Eric	5-1-6	0-0-0	1-1-2	4-0-4	0-0-0								
Sells, Taion	5-1-6	DNP	DNP	DNP	5-1-6								
Roberts, Greg	4-2-6	3-0-3	0-0-0	1-1-2	0-1-1								
Black, Henry	4-2-6	2-0-2	1-1-2	0-0-0	1-1-2								
Jones, Xavier	2-4-6	0-1-1	2-1-3	0-1-1	0-1-1								
Blake, Jourdan	4-1-5	3-0-3	1-1-2	DNP	0-0-0								
Houston, Jameson	4-1-5	DNP	4-0-4	0-1-1	0-0-0								
Waz, Chance	3-2-5	3-2-5	0-0-0	0-0-0	DNP								
Smith, K.J.	2-2-4	2-2-4	DNP	DNP	DNP								
Arnold, Grayland	3-0-3	DNP	DNP	DNP	3-0-3								
Preciado, Rajah	2-1-3	0-0-0	0-0-0	2-1-3	0-0-0								
Jacobs, Jamie	2-1-3	0-1-1	0-0-0	1-0-1	1-0-1								
Johnson, Micheal	2-0-2	1-0-1	1-0-1	0-0-0	0-0-0								
Platt, Chris	2-0-2	1-0-1	0-0-0	0-0-0	1-0-1								
Davis, Timarcus	1-1-2	0-0-0	0-0-0	1-0-1	0-1-1								
Jones, Marques	1-1-2	0-0-0	0-0-0	0-0-0	1-1-2								
Thompson, BJ	1-0-1	1-0-1	0-0-0	DNP	DNP								
Lovett, John	1-0-1	1-0-1	0-0-0	0-0-0	0-0-0								
Solomon, Anu	1-0-1	0-0-0	1-0-1	DNP	DNP								
Blackmar, Blake	1-0-1	0-0-0	0-0-0	1-0-1	0-0-0								
Maticcik, Ross	1-0-1	0-0-0	0-0-0	1-0-1	0-0-0								
Galitz, Drew	1-0-1	0-0-0	0-0-0	0-0-0	1-0-1								
Lynch, James	0-1-1	DNP	0-1-1	0-0-0	0-0-0								

GAME-BY-GAME TACKLES FOR LOSS (TFL-YARDS)

PLAYER	TFL-YDS	LU	UTSA	at DUKE	OU	at KSU	at OSU	WVU	UT	at KU	vs. TTU	ISU	at TCU
Johnston, Clay	7.5-24	2.5-6	1.0-4	3.0-11	1.0-3								
Lewis, Ira	4.5-16	1.5-3	0.5-2	2.5-11	0-0-0								
Ogor, Eric	3.0-19	0-0-0	1.0-11	2.0-8	0-0-0								
Young, Taylor	3.0-19	1.0-4	0-0-0	0-0-0	2.0-15								
Hunt, Tyrone	2.5-5	1.0-3	0-0-0	0.5-0	1.0-2								
Nance, Brian	2.0-15	0-0-0	0-0-0	2.0-15	0-0-0								
Jones, Xavier	2.0-5	0.5-2	1.5-3	0-0-0	0-0-0								
Roy, Bravvion	2.0-3	0.5-1	0-0-0	1.5-2	0-0-0								
Waz, Chance	1.0-7	1.0-7	0-0-0	0-0-0	DNP								
Johnson, Micheal	1.0-4	0-0-0	1.0-4	0-0-0	0-0-0								
Pitre, Jalen	1.0-2	0-0-0	1.0-2	0-0-0	0-0-0								
Blake, Jourdan	1.0-1	1.0-1	0-0-0	DNP	0-0-0								
Roberts, Greg	1.0-1	1.0-1	0-0-0	0-0-0	0-0-0								
Williams, Deonte	0.5-1	0-0-0	0-0-0	0.5-1	0-0-0								

GAME-BY-GAME SACKS (SACKS-YARDS)

PLAYER	SACKS-YARDS	LU	UTSA	at DUKE	OU	at KSU	at OSU	WVU	UT	at KU	vs. TTU	ISU	at TCU
Ogor, Eric	2.0-16	0-0-0	1.0-11	1.0-5	0-0-0								
Nance, Brian	2.0-15	0-0-0	0-0-0	2.0-15	0-0-0								
Young, Taylor	2.0-15	0-0-0	0-0-0	0-0-0	2.0-15								
Lewis, Ira	2.0-11	1.0-2	0.5-2	1.0-9	0-0-0								
Jones, Xavier	1.5-3	0-0-0	1.5-3	0-0-0	0-0-0								
Johnston, Clay	1.0-7	0-0-0	0-0-0	1.0-7	0-0-0								

BAYLOR FOOTBALL 2017

OVERALL: 0-4 (HOME 0-3, ROAD 0-1, NEUTRAL 0-0) | BIG 12 CONFERENCE: 0-1 (HOME 0-1, ROAD 0-0, NEUTRAL 0-0)

SCORING DRIVES

OPPONENT	PLAYS	YDS	DRIVE		DRIVE	PLAY
			TIME	CLOCK		
Liberty	9	75	3:36	2nd/13:59	BU25	Mims 45 pass from Solomon
Liberty	6	75	2:00	2nd/9:38	BU25	Hasty 14 run
Liberty	14	68	5:05	2nd/0:12	BU10	Martin 39 FG
Liberty	3	75	0:22	3rd/13:13	BU25	Platt 20 pass from Solomon
Liberty	1	75	0:11	3rd/5:37	BU25	Platt 75 pass from Solomon
Liberty	4	75	1:32	4th/10:39	BU25	Lovett 3 run
Liberty	3	43	1:12	4th/5:00	LU43	Lovett 34 run
UTSA	1	20	0:06	2nd/8:33	UTSA20	Mims 20 pass from Solomon
UTSA	9	41	3:33	4th/2:40	UTSA3	Martin 20 FG
at Duke	2	39	0:14	1st/14:28	DU39	Mims 44 pass from Smith
at Duke	2	75	0:42	3rd/11:30	BU25	Platt 73 pass from Smith
at Duke	2	80	0:48	3rd/0:05	BU20	Platt 79 pass from Smith
Oklahoma	1	19	0:05	1st/0:25	OU19	Mims 19 pass from Smith
Oklahoma	9	31	2:26	2nd/12:39	OU45	Martin 32 FG
Oklahoma	3	75	1:18	2nd/8:48	BU25	Mims 71 pass from Smith
Oklahoma	2	75	0:45	3rd/14:15	BU25	Platt 72 pass from Smith
Oklahoma	11	56	3:57	3rd/8:22	BU20	Martin 41 FG
Oklahoma	7	40	2:13	3rd/2:45	BU31	Martin 46 FG
Oklahoma	8	57	1:51	4th/7:04	BU25	Martin 36 FG
Oklahoma	11	85	2:30	4th/1:41	BU15	Mims 6 pass from Smith
AVERAGE DRIVE	5.4	58.9	1:43			

* - not counted toward average drive length

DRIVES SUPERLATIVES

MOST PLAYS:	14 (FG vs. LU)	FEWEST PLAYS:	1 (TD; 3 times)
MOST YARDS:	85 (TD vs. OU)	FEWEST YARDS:	19 (TD vs. OU)
LONGEST TIME:	5:05 (FG vs. LU)	SHORTEST TIME:	0:05 (TD vs. OU)

LONG PLAYS FROM SCRIMMAGE (25-Plus Yards)

YDS	PLAY	OPPONENT (QTR)
79	Platt pass from Smith [TD]	at Duke (3rd)
75	Platt pass from Solomon [TD]	Liberty (3rd)
73	Platt pass from Smith [TD]	at Duke (3rd)
72	Platt pass from Smith [TD]	Oklahoma (3rd)
71	Mims pass from Smith [TD]	Oklahoma (2nd)
49	Stricklin pass from Solomon	Liberty (2nd)
45	Mims pass from Solomon [TD]	Liberty (2nd)
44	Solomon run	Liberty (4th)
44	Mims pass from Smith [TD]	at Duke (1st)
41	Nicholson pass from Smith	Oklahoma (4th)
40	Mims pass from Solomon	Liberty (3rd)
34	Lovett run [TD]	Liberty (4th)
32	Stricklin pass from Smith	Oklahoma (3rd)
31	Nicholson run	UTSA (1st)
28	Platt pass from Solomon	UTSA (4th)
27	Mims pass from Solomon	UTSA (3rd)
26	Platt run	UTSA (3rd)
25	Mims pass from Smith	Oklahoma (4th)

MISCELLANEOUS INFORMATION

OPPONENT	BAYLOR CAPTAINS	COIN TOSS	BAYLOR KO/REC	BAYLOR FIRST PLAY	OPP. FIRST POSSESSION	KICKOFF TIME (SITE)	GAME LENGTH	BU GAME TIME			
								UNIFORM	TEMP	SURFACE	RESULT
Liberty	Feuerbacher, Nance, K.J. Smith, Young	LU	KO	Solomon to Platt, inc.	FG	6:05 p.m.	3:48	Green/Green/Green	93	Turf	L, 45-48
UTSA	Clements, Platt, Porter	BU	REC	Lovett 12 yd run	Punt	7:05 p.m.	3:17	Black/Green/Black	86	Turf	L, 10-17
at Duke	Blackmar, Hall, Z. Smith, Young	BU	KO	Smith to Platt, inc.	Fumble	12:30 p.m.	3:25	Gold/White/Gold	82	Grass	L, 20-34
Oklahoma	Lawrence, K.J. Smith, T. Williams	BU	KO	Smith to Nicholson, 0 yds	TD	5:42 p.m.	3:54	Black/Black/Black	93	Turf	L, 41-49
at Kansas State											
at Oklahoma State											
West Virginia											
Texas											
at Kansas											
vs. Texas Tech											
Iowa State											
at TCU											

BAYLOR FOOTBALL 2017

OVERALL: 0-4 (HOME 0-3, ROAD 0-1, NEUTRAL 0-0) | BIG 12 CONFERENCE: 0-1 (HOME 0-1, ROAD 0-0, NEUTRAL 0-0)

BAYLOR SUPERLATIVES

INDIVIDUAL

Rushes	18	Lovett, John vs UTSA (Sep 09, 2017)
Yards Rushing	97	Solomon, Anu vs Liberty (Sep 02, 2017)
TD Rushes	2	Lovett, John vs Liberty (Sep 02, 2017)
Long Rush	44	Solomon, Anu vs Liberty (Sep 02, 2017)
Pass attempts	50	Smith, Zach vs Oklahoma (Sep 23, 2017)
Pass completions	33	Smith, Zach vs Oklahoma (Sep 23, 2017)
Yards Passing	463	Smith, Zach vs Oklahoma (Sep 23, 2017)
TD Passes	4	Smith, Zach vs Oklahoma (Sep 23, 2017)
Long Pass	79	Smith, Zach at Duke (Sep 16, 2017)
Receptions	11	Mims, Denzel vs Oklahoma (Sep 23, 2017)
Yards Receiving	192	Mims, Denzel vs Oklahoma (Sep 23, 2017)
TD Receptions	3	Mims, Denzel vs Oklahoma (Sep 23, 2017)
Long Reception	79	Platt, Chris at Duke (Sep 16, 2017)
Field Goals	4	Martin, Connor vs Oklahoma (Sep 23, 2017)
Long Field Goal	46	Martin, Connor vs Oklahoma (Sep 23, 2017)
Punts	7	Galitz, Drew at Duke (Sep 16, 2017)
Punting Avg	51.4	Galitz, Drew at Duke (Sep 16, 2017)
Long Punt	70	Galitz, Drew at Duke (Sep 16, 2017)
Punts inside 20	3	Galitz, Drew at Duke (Sep 16, 2017)
Long Punt Return	42	Nicholson, Tony vs Oklahoma (Sep 23, 2017)
Long Kickoff Return	29	Dixon, Dru vs Liberty (Sep 02, 2017)
Tackles	13	Johnston, Clay at Duke (Sep 16, 2017)
Sacks	2.0	Nance, Brian at Duke (Sep 16, 2017)
		Young, Taylor vs Oklahoma (Sep 23, 2017)
Tackles For Loss	3.0	Johnston, Clay at Duke (Sep 16, 2017)
Interceptions	1	Black, Henry at Duke (Sep 16, 2017)

TEAM

Rushes	35	vs Oklahoma (Sep 23, 2017)
Yards Rushing	254	vs Liberty (Sep 02, 2017)
Yards Per Rush	7.5	vs Liberty (Sep 02, 2017)
TD Rushes	3	vs Liberty (Sep 02, 2017)
Pass attempts	50	vs Oklahoma (Sep 23, 2017)
Pass completions	33	vs Oklahoma (Sep 23, 2017)
Yards Passing	463	vs Oklahoma (Sep 23, 2017)
Yards Per Pass	9.3	vs Liberty (Sep 02, 2017)
TD Passes	4	vs Oklahoma (Sep 23, 2017)
Total Plays	85	vs Oklahoma (Sep 23, 2017)
Total Offense	532	vs Liberty (Sep 02, 2017)
Yards Per Play	8.3	vs Liberty (Sep 02, 2017)
Points	45	vs Liberty (Sep 02, 2017)
Sacks By	5	at Duke (Sep 16, 2017)
First Downs	22	vs Liberty (Sep 02, 2017)
		vs Oklahoma (Sep 23, 2017)
Penalties	11	at Duke (Sep 16, 2017)
Penalty Yards	100	at Duke (Sep 16, 2017)
Turnovers	4	at Duke (Sep 16, 2017)
Interceptions By	1	at Duke (Sep 16, 2017)
Punts	7	at Duke (Sep 16, 2017)
Punting Avg	51.4	at Duke (Sep 16, 2017)
Long Punt	70	at Duke (Sep 16, 2017)
Punts inside 20	3	at Duke (Sep 16, 2017)
Long Punt Return	42	vs Oklahoma (Sep 23, 2017)

OPPONENT SUPERLATIVES

INDIVIDUAL

Rushes	28	Mosley, C., vs Liberty (Sep 02, 2017)
Yards Rushing	176	Wilson, S., at Duke (Sep 16, 2017)
TD Rushes	2	Wilson, S., at Duke (Sep 16, 2017)
		Sermon, Trey, vs Oklahoma (Sep 23, 2017)
Long Rush	99	Adams, Abdul, vs Oklahoma (Sep 23, 2017)
Pass attempts	60	Calvert, S., vs Liberty (Sep 02, 2017)
Pass completions	44	Calvert, S., vs Liberty (Sep 02, 2017)
Yards Passing	447	Calvert, S., vs Liberty (Sep 02, 2017)
TD Passes	3	Calvert, S., vs Liberty (Sep 02, 2017)
		Mayfield, Baker, vs Oklahoma (Sep 23, 2017)
Long Pass	52	Mayfield, Baker, vs Oklahoma (Sep 23, 2017)
Receptions	13	Gandy-Golden, A., vs Liberty (Sep 02, 2017)
Yards Receiving	192	Gandy-Golden, A., vs Liberty (Sep 02, 2017)
TD Receptions	2	Gandy-Golden, A., vs Liberty (Sep 02, 2017)
Long Reception	52	Flowers, D., vs Oklahoma (Sep 23, 2017)
Field Goals	4	Probert, A., vs Liberty (Sep 02, 2017)
Long Field Goal	45	Parker, A., at Duke (Sep 16, 2017)
Punts	7	Parker, A., at Duke (Sep 16, 2017)
Punting Avg	46.6	Seibert, Austin, vs Oklahoma (Sep 23, 2017)
Long Punt	57	Seibert, Austin, vs Oklahoma (Sep 23, 2017)
Punts inside 20	3	Routsas, vs UTSA (Sep 09, 2017)
Long Punt Return	2	Wilson, S., at Duke (Sep 16, 2017)
		Lamb, CeeDee, vs Oklahoma (Sep 23, 2017)
Long Kickoff Return	70	Badet, Jeff, vs Oklahoma (Sep 23, 2017)
Tackles	12	Giles-Harris, J., at Duke (Sep 16, 2017)
Sacks	1.5	Mann, Kenneth, vs Oklahoma (Sep 23, 2017)
Tackles For Loss	2.5	Austin III, vs UTSA (Sep 09, 2017)
		Giles-Harris, J., at Duke (Sep 16, 2017)
		Ramsay, M., at Duke (Sep 16, 2017)
Interceptions	1	six times

TEAM

Rushes	51	at Duke (Sep 16, 2017)
Yards Rushing	342	vs Oklahoma (Sep 23, 2017)
Yards Per Rush	8.6	vs Oklahoma (Sep 23, 2017)
TD Rushes	4	vs Oklahoma (Sep 23, 2017)
Pass attempts	60	vs Liberty (Sep 02, 2017)
Pass completions	44	vs Liberty (Sep 02, 2017)
Yards Passing	447	vs Liberty (Sep 02, 2017)
Yards Per Pass	14.9	vs Oklahoma (Sep 23, 2017)
TD Passes	3	vs Liberty (Sep 02, 2017); vs Oklahoma (Sep 23, 2017)
Total Plays	103	vs Liberty (Sep 02, 2017)
Total Offense	625	vs Oklahoma (Sep 23, 2017)
Yards Per Play	10.6	vs Oklahoma (Sep 23, 2017)
Points	49	vs Oklahoma (Sep 23, 2017)
Sacks By	4	vs UTSA (Sep 09, 2017)
First Downs	31	vs Liberty (Sep 02, 2017)
Penalties	10	vs UTSA (Sep 09, 2017); vs Oklahoma (Sep 23, 2017)
Penalty Yards	105	vs Oklahoma (Sep 23, 2017)
Turnovers	2	at Duke (Sep 16, 2017)
Interceptions By	3	at Duke (Sep 16, 2017)
Punts	8	at Duke (Sep 16, 2017)
Punting Avg	46.6	vs Oklahoma (Sep 23, 2017)
Long Punt	57	vs Oklahoma (Sep 23, 2017)
Punts inside 20	3	vs UTSA (Sep 09, 2017)
Long Punt Return	2	at Duke (Sep 16, 2017); vs Oklahoma (Sep 23, 2017)

RED ZONE

OPPONENT	TIMES IN				RUSH TDS	PASS		FAILED TO SCORE INSIDE 20						
	SCORE	RED ZONE	SCORES	POINTS		TDS	FGS	FGA	DOWN	INT	FUM	HALF	GAME	
Liberty	45-48	3	3	21	3	2	1	0	0	0	0	0	0	0
UTSA	10-17	3	2	10	1	0	1	1	1	1	0	0	0	0
at Duke	20-34	0	0	0	0	0	0	0	0	0	0	0	0	0
Oklahoma	41-49	5	4	20	2	0	2	2	3	0	0	0	0	0
at Kansas State														
at Oklahoma State														
West Virginia														
Texas														
at Kansas														
vs. Texas Tech														
Iowa State														
at TCU														
Totals		11	9	51	6	2	4	3	4	1	0	0	0	0
Opponents		13	11	53	5	3	2	6	7	0	1	0	0	0

SEASON PCT. (OVERALL):	9 of 11 (81.8%)	SEASON PCT. (TDS):	6 of 11 (54.5%)
SEASON PCT. (NO SCORE):	2 of 11 (18.2%)	SEASON PCT. (FGS):	3 of 11 (27.3%)

BAYLOR DRESS ROSTER VS. OKLAHOMA

ALPHABETICAL ROSTER

NO.	PLAYER, POS.
4	Grayland Arnold, CB
33	D.J. Artis, DE
16	Jared Atkinson, WR
26	Terrel Bernard, LB
23	Jourdan Blake, CB
28	Henry Black, S
72	Blake Blackmar, OL
47	Kyle Boyd, FB
12	Charlie Brewer, QB
87	Jayson Clements, TE
37	Timarcus Davis, CB
25	Trestan Ebner, RB
85	Jordan Feuerbacher, TE
36	Drew Galitz, P/K
12	Davion Hall, S
31	Harrison Hand, CB
16	Preston Heard, QB
18	Gavin Holmes, WR
11	Jameson Houston, CB
90	Tyrone Hunt, DT
43	Jamie Jacobs, DE
80	Tyler Jaynes, WR
92	Micheal Johnson, DT
44	Clay Johnston, LB
32	Lenoy Jones Jr., LB
34	Marques Jones, CB
88	Quan Jones, WR
53	Chad Kelly, LB
41	Clint Kelly, LS
78	Henry Klinge III, OL
29	Jarrold Koym, S
77	Patrick Lawrence, OL
9	Ira Lewis, DT
7	John Lovett, RB
51	Chris Lutzel, LS
21	Blake Lynch, WR/CB
93	James Lynch, DT
69	Josh Malin, OL
96	Connor Martin, PK/P
46	Ross Maticcik, LS
42	Jairon McVea, S
3	Chris Miller, S
64	Ryan Miller, OL
15	Denzel Mims, WR
91	Andrew Morris, DE
5	Brian Nance, DE
55	Xavier Newman, OL
13	Tony Nicholson, WR
15	Eric Ogor, LB
23	Obim Okeke, RB
24	Jalen Pitre, LB
14	Chris Platt, WR
76	Mo Porter, OL
20	Rajah Preciado, S
52	Greg Roberts, DE
99	Bravvion Roy, DT
63	Daniel Russell, OL
86	Rob Saulin, TE
2	Taion Sells, S
30	Wyatt Schrepfer, RB
56	Tyrae Simmons, OL
11	Zach Smith, QB
19	R.J. Sneed, WR
17	Pooh Stricklin, WR
52	Sam Tecklenburg, OL
48	BJ Thompson, DE
27	Verkedric Vaughns, S
18	Chance Waz, S
6	Trevor White, WR
40	Deonte Williams, DL
38	Jordan Williams, LB
22	Terence Williams, RB
68	Ishmael Wilson, OL
1	Taylor Young, LB

NUMERICAL ROSTER

No.	Name	Pos.	Ht.	Wt.	Yr.	Exp.	Hometown (Previous)
1	Taylor Young	LB	5-9	225	Sr.	3L	DeSoto, Texas (DeSoto HS)
2	Taion Sells	S	5-8	185	Sr.	3L	Irving, Texas (MacArthur HS)
3	Chris Miller	S	6-0	185	So.	1L	Frisco, Texas (Lone Star HS)
4	Grayland Arnold	CB	5-9	190	So.	1L	Kountze, Texas (Kountze HS)
5	Brian Nance	DE	6-3	250	Sr.	2L	Euleless, Texas (Euleless Trinity HS / Hargrave Military Academy)
6	Trevor White	WR	5-7	165	Jr.	1L	Arlington, Texas (Martin HS)
7	John Lovett	RB	6-2	195	Fr.	HS	Burlington, N.J. (Cherokee HS)
9	Ira Lewis	DT	6-3	290	Jr.	2L	Houston, Texas (Lamar HS)
11	Jameson Houston	CB	5-11	190	So.	1L	Austin, Texas (St. Michael's Academy)
11	Zach Smith	QB	6-3	225	So.	1L	Grandview, Texas (Grandview HS)
12	Charlie Brewer	QB	6-1	190	Fr.	HS	Austin, Texas (Lake Travis HS)
12	Davion Hall	S	6-1	210	Sr.	3L	Texarkana, Texas (Liberty-Eylau HS)
13	Tony Nicholson	WR	5-10	185	So.	1L	Grand Prairie, Texas (South Grand Prairie HS)
14	Chris Platt	WR	5-11	173	Jr.	2L	Willis, Texas (Willis HS)
15	Denzel Mims	WR	6-3	197	So.	1L	Daingerfield, Texas (Daingerfield HS)
15	Eric Ogor	LB	5-10	205	So.	SQ	Richmond, Texas (Foster HS)
16	Jared Atkinson	WR	6-3	210	So.	1L	Mesquite, Texas (Horn HS)
16	Preston Heard	QB	6-0	195	So.	1L	Bellaire, Texas (Episcopal HS)
17	Pooh Stricklin	WR	6-2	185	So.	1L	Waco, Texas (Midway HS)
18	Gavin Holmes	WR	5-11	195	Fr.	HS	Justin, Texas (Northwest HS)
18	Chance Waz	S	5-11	180	Sr.	3L	Pflugerville, Texas (Hendrickson HS)
19	R.J. Sneed	WR	6-2	190	Fr.	HS	Cypress, Texas (Cypress Ranch HS)
20	Rajah Preciado	S	5-10	185	So.	1L	College Station, Texas (College Station HS)
21	Blake Lynch	CB/WR	6-3	205	So.	1L	Gilmer, Texas (Gilmer HS)
22	Terence Williams	RB	6-2	222	Jr.	2L	Ennis, Texas (Ennis HS)
23	Jourdan Blake	CB	5-11	190	Jr.	2L	Princeton, Texas (Princeton HS)
23	Obim Okeke	RB	6-0	225	So.	SQ	Las Vegas, Nev. (Bishop Gorman HS)
24	Jalen Pitre	LB	6-0	200	Fr.	HS	Stafford, Texas (Stafford HS)
25	Trestan Ebner	RB	6-0	205	Fr.	HS	Henderson, Texas (Henderson HS)
26	Terrel Bernard	LB	6-1	210	Fr.	HS	La Porte, Texas (La Porte HS)
27	Verkedric Vaughns	S	5-9	190	Jr.	2L	Mesquite, Texas (Poteet HS)
28	Henry Black	S	6-0	200	So.	1L	Shreveport, La. (Woodlawn HS)
29	Jarrold Koym	S	5-11	200	Jr.	SQ	Odessa, Texas (Midland Christian HS)
30	Wyatt Schrepfer	RB	5-10	196	Jr.	1L	Trinidad, Colo. (Hoehne HS / Colorado School of Mines)
31	Harrison Hand	CB	6-0	190	Fr.	HS	Cherry Hill, N.J. (Cherry Hill West HS)
32	Lenoy Jones Jr.	LB	5-11	220	So.	1L	Waco, Texas (Midway HS)
33	DJ Artis	DE	6-2	220	Fr.	HS	Sanford, Fla. (Seminole HS)
34	Marques Jones	CB	6-2	200	So.	SQ	McKinney, Texas (McKinney HS)
36	Drew Galitz	P/K	5-11	205	Jr.	2L	Rowlett, Texas (Rowlett HS)
37	Timarcus Davis	CB	5-11	175	Fr.	HS	College Station, Texas (College Station HS)
38	Jordan Williams	LB	5-11	220	So.	1L	Paris, Texas (Paris HS)
40	Deonte Williams	DL	6-1	225	RFr.	SQ	Plano, Texas (Prestonwood Christian Academy)
41	Clint Kelly	LS	6-1	230	Jr.	SQ	Grapevine, Texas (Grapevine HS)
42	Jairon McVea	S	5-11	175	RFr.	RS	Richmond, Texas (George Ranch HS)
43	Jamie Jacobs	DE	6-3	240	Jr.	2L	Waco, Texas (Midway HS)
44	Clay Johnston	LB	6-1	220	So.	1L	Abilene, Texas (Wylie HS)
46	Ross Maticcik	LS	6-0	230	So.	1L	McKinney, Texas (McKinney Boyd HS)
47	Kyle Boyd	FB	6-2	238	So.	1L	Mesquite, Texas (Horn HS)
48	BJ Thompson	DE	6-6	220	Fr.	HS	England, Ark. (England HS)
51	Chris Lutzel	LS	5-9	205	So.	1L	Huntersville, N.C. (Southlake Christian Academy)
52	Greg Roberts	DE	6-5	260	Jr.	2L	Nacogdoches, Texas (Nacogdoches HS)
52	Sam Tecklenburg	OL	6-3	295	So.	1L	Plano, Texas (Plano HS)
53	Chad Kelly	LB	6-1	220	RFr.	RS	Grapevine, Texas (Faith Christian School)
55	Xavier Newman	OL	6-3	300	Fr.	HS	Desoto, Texas (Desoto HS)
56	Tyrae Simmons	OL	6-4	297	Sr.	1L	Ridgeland, S.C. (Ridgeland-Hardeeville HS / College of the Sequoias)
63	Daniel Russell	OL	6-1	310	Sr.	SQ	Garland, Texas (Garland HS / Blinn College)
64	Ryan Miller	OL	6-2	295	Fr.	HS	Southlake, Texas (Carroll HS)
68	Ishmael Wilson	OL	6-5	310	Sr.	3L	Lancaster, Texas (Bishop Dunne HS / Texas A&M)
69	Josh Malin	OL	6-5	285	Jr.	1L	Cibola, Texas (Steele HS)
72	Blake Blackmar	OL	6-5	332	Jr.	2L	Houston, Texas (Clear Lake HS)
76	Mo Porter	OL	6-6	310	Sr.	1L	Missouri City, Texas (Marshall HS / Navarro College)
77	Patrick Lawrence	OL	6-5	300	Jr.	2L	Waxahachie, Texas (Waxahachie HS)
78	Henry Klinge III	OL	6-5	300	Fr.	HS	Southlake, Texas (Carroll HS)
80	Tyler Jaynes	WR	6-2	210	Sr.	2L	Gatesville, Texas (Gatesville HS)
85	Jordan Feuerbacher	TE	6-4	271	Sr.	3L	Kingwood, Texas (Kingwood Park HS)
86	Rob Saulin	TE	6-5	275	Fr.	HS	Pennsville, N.J. (Pennsville Memorial HS)
87	Jayson Clements	TE	6-3	227	Jr.	RS	Waco, Texas (Midway HS / Stephen F. Austin)
88	Quan Jones	WR	6-4	215	Sr.	3L	Wylie, Texas (East HS)
90	Tyrone Hunt	DT	6-4	285	So.	1L	Arp, Texas (Arp HS)
91	Andrew Morris	DE	6-2	235	Jr.	2L	Mesquite, Texas (John Horn HS)
92	Micheal Johnson	DT	6-1	280	So.	1L	Missouri City, Texas (Hightower HS)
93	James Lynch	DT	6-4	285	Fr.	HS	Round Rock, Texas (Round Rock HS)
96	Connor Martin	K/P	5-9	180	So.	1L	Frisco, Texas (Centennial HS)
99	Bravvion Roy	DT	6-1	320	So.	1L	Spring, Texas (Spring HS)